




CHIEFS KINGDOM

2017 GAME NOTES



CHIEFS vs. CHARGERS

Regular Season Game 3 • September 24, 2017



CHIEFS

REGULAR SEASON GAME 3

CHIEFS COMMUNICATIONS STAFF CONTACT INFORMATION


Ted Crews
Brad Gee
Luke Shanno
Cydney Ricker

Vice President of Communications
Director of Football Communications
Corporate Communications Manager
Communications Coordinator

(816) 920-4359
(816) 920-4349
(816) 920-4351
(816) 920-4352

tcrews@chiefs.nfl.com
bgee@chiefs.nfl.com
lshanno@chiefs.nfl.com
cricker@chiefs.nfl.com

CHIEFS TRAVEL TO LOS ANGELES TO FACE DIVISION RIVAL CHARGERS



Kansas City Chiefs (2-0) at Los Angeles Chargers (0-2)
Sunday, Sept. 24, 2017 • 3:25 p.m. CT
StubHub Center • Carson, Calif. • CBS

The Kansas City Chiefs travel to Los Angeles to face the Chargers in the club's first AFC West contest of 2017. Kickoff at the StubHub Center is slated for 3:25 p.m. CT. The Chiefs have won 11 consecutive AFC West Division games and 24 of their last 28 regular season contests, the best record in the NFL over that stretch. KC owns a 21-12 (.636) record as the away team since Head Coach Andy Reid's arrival.

Kansas City enters the contest 2-0 after defeating the Philadelphia Eagles 27-20 at Arrowhead Stadium on Sept. 17. Through two weeks, QB Alex Smith has completed 49 of his 63 pass attempts (77.8%) for 619 yards, five touchdowns and no interceptions (134.0 rtg.). Rookie RB Kareem Hunt has rushed 30 times for 229 yards (7.6 avg.) with three rushing TDs and two receiving touchdowns. Only one player in history has ever scored more TDs than Hunt in his first two NFL games (Dutch Sternaman, 1920 - Decatur Staleys). TE Travis Kelce leads all KC pass catchers with 13 catches for 143 yards and one TD. WR Tyreek Hill has 11 catches for 176 yards and one touchdown.

Defensively, the Chiefs sacked Eagles QB Carson Wentz six times last week. DE Chris Jones recorded 3.0 sacks, two forced fumbles and one interception in the contest. Chiefs LB Justin Houston is tied with Jones for the team lead with 3.0 sacks this season. The club has 9.0 sacks in two games. On special teams, P Dustin Colquitt is four punts away from having 400 career punts land inside the 20 yard line.

In Week 1, the Chiefs defeated the defending world champion New England Patriots 42-27 in Foxborough on Sept. 7. New England was 50-1 against AFC opponents at Gillette Stadium dating back to 2007.

Chiefs Head Coach Andy Reid is currently in his fifth season with the club and owns 45 wins in his first five seasons, marking the highest combined win total of any head coach in franchise history in that timeframe. This season, Reid is joined by new General Manager Brett Veach, who was named the leader of the team's personnel department on July 10.

In 2016, Reid's team earned the number two seed in the AFC Playoffs and a first-round bye after finishing 12-4. Reid is in the top-10 on the all-time wins chart with 186 victories (regular and postseason combined). He trails only Bill Belichick (264) among active coaches for most combined wins.

Kansas City returned six players that were named to the 2017 Pro Bowl including Berry, Colquitt, Hill, Kelce, Peters and Smith. Berry was placed on injured reserve on Sept. 8 after an Achilles injury. The team's 2017 schedule features seven games against six playoff teams from the 2016 season. The club's 2017 opponents boasted a combined winning percentage of .576 last season, second toughest in the NFL heading into 2017 (Oakland - .578).

THIS WEEK'S MEDIA AVAILABILITY

Date	Practice	Coach	Media	Players
Tuesday, Sept. 19	No Media Availability			
Wednesday, Sept. 20	1:20 p.m.	Reid	11:45 a.m.	11:45 a.m.
Thursday, Sept. 21	1:20 p.m.	Coords.	11:45 a.m.	11:45 a.m.
Friday, Sept. 22	11:45 a.m.	Reid	1:00 p.m.	1:00 p.m.
Saturday, Sept. 23	No Media Availability			
Sunday, Sept. 24	Chiefs at Chargers - Los Angeles - 3:25 p.m. CT			

* All times are approximate and subject to change with little or no notice. OC Nagy, DC Sutton and ST Toub will speak to the media Thursday.

• Opponent conference calls will take place Wednesday. Chargers QB Philip Rivers at 2:15 p.m. CT and HC Anthony Lynn at 2:30 p.m. CT.

BROADCAST INFORMATION

TV Coverage
CBS (KCTV5 Local)

Play-by-Play: Kevin Harlan
Analyst: Rich Gannon
Sideline: Scott Kaplan

Tico Sports (Kansas City)
KCTO 1160 AM / 100.5 FM
Spanish Radio Broadcast

Play-by-Play: Enrique Morales
Color: Oscar Monterroso
Sideline: Leo Prieto

Chiefs FOX Football Radio Network
KCFX (101.1 FM)

Play-by-Play: Mitch Holthus
Color: Kendall Gammon
Sideline: Dani Welniak

Chiefs Pregame & Postgame Show
KCFX (101.1 FM)

Hosts: Art Hains, Dan Israel and Len Dawson

Chiefs Twitter Accounts: @Chiefs
@ChiefsReporter @ChiefsPR

CHIEFS MEDIA WEBSITE INFORMATION

The Kansas City Chiefs 2017 Media Guide is available on the Chiefs media information website, NFLOMG.com. In 2015, the club introduced an improved interactive online media guide that features an in-game statistics monitoring platform, in addition to the weekly press materials such as transcripts, weekly releases, bios, additional stats and more. The club's guide is updated weekly throughout the season to reflect the most up-to-date information. Media members can also access the Chiefs credential application through the site. To login, the username is **chiefsmedia** and the password is **chiefs**.

DID YOU KNOW?

The Chiefs franchise, then known as the Dallas Texans, played its inaugural game against the Chargers in Los Angeles on September 10, 1960 during the Chargers' first year in Los Angeles. The Chargers then moved to San Diego prior to the 1961 season, where they remained through 2016. Last season Kansas City played in the final game at Qualcomm Stadium in San Diego against the Chargers, defeating San Diego 37-27 to clinch the West.

CHIEFS VS. CHARGERS TEAM COMPARISON

	 Chiefs	 Chargers
Record	2-0	0-2
Division Standing	T-1st (AFCW)	4th (AFCW)
Turnover Margin (NFL Rank)	+1 (T-8th)	+1 (T-8th)

Offense (NFL Rank)

Net Yards Per Game	440.5 (2nd)	308.0 (20th)
Yards Per Play	7.59 (1st)	5.60 (10th)
Points Per Game	34.5 (3rd)	19.0 (T-18th)
Possession Average	29:43 (15th)	26:13 (30th)
Net Rushing Yards Per Game	148.5 (2nd)	54.0 (31st)
Net Passing Yards Per Game	292.0 (5th)	254.0 (10th)
Had Intercepted/Yards	0/0	1/0
Sacks Allowed/Yards	7/-35 (T-26th)	2/-15 (T-2nd)
Fumbles/Lost	2/1	0/0
Third Down Pct.	39.1% (17th)	25.0% (30th)
Red Zone TD Pct.	83.3% (2nd)	80.0% (3rd)
Giveaways	1 (T-6th)	1 (T-6th)

Defense (NFL Rank)

Net Yards Per Game	388.5 (28th)	328.5 (20th)
Yards Per Play	5.43 (23rd)	4.83 (11th)
Points Per Game	23.5 (25th)	21.5 (T-18th)
Net Rushing YdsPer Game	115.5 (T-20th)	125.5 (26th)
Net Passing Yards Per Game	273.0 (27th)	203.0 (13th)
Intercepted By/Yards	1/-3	1/4
Sacks For/Yards	9/-54 (T-2nd)	6/-43 (T-9th)
Opponent Fumbles/Lost	4/1	1/1
Third Down Pct.	43.3% (19th)	46.4% (22nd)
Red Zone TD Pct.	45.5% (16th)	37.5% (T-11th)
Takeaways	2 (T-12th)	2 (T-12th)



Special Teams (NFL Rank)

Punts-Average Yards (Gross)	44.5 (20th)	44.4 (T-21st)
Punts-Average Yards (Net)	39.2 (23rd)	36.8 (30th)
Punt Returns-Average Per	3.6 (27th)	10.0 (T-8th)
Punt Returns-Average Per Allowed ...	9.0 (23rd)	11.5 (T-26th)
Kickoff Returns-Average Per	25.0 (7th)	16.5 (23rd)
Kickoff Returns-Avg. Per Allowed	20.8 (11th)	26.8 (27th)
Field Goals Made/Attempted	2/2 (T-1st)	1/4 (32nd)

Penalties (NFL Rank)

Penalties Against/Yards	20/179 (T-30th)	10/96 (T-5th)
Opp. Penalties Against/Yds	10/85 (T-24th)	8/85 (T-26th)

CHIEFS VS. CHARGERS IND. COMPARISON

	 Chiefs	 Chargers
	PASSING YARDS	
Smith	619	Rivers
		523

RUSHING YARDS

Hunt	229	Gordon	67
Smith	24	Oliver	41
West	21		

RECEIVING YARDS

Hill	176	Allen	135
Kelce	143	Williams	108
Hunt	126	Gordon	90

POINTS SCORED

Hunt	30	Gordon	12
Santos	15	Koo	8
Four tied	6	Three tied	6

INTERCEPTIONS

Jones	1	Phillips	1
-------------	---	----------------	---

SACKS

Houston	3.0	Ingram	2.5
Jones	3.0	McCain	2.0
Three tied	1.0	Bosa	1.5

DEFENSIVE TACKLES

Parker	12	Brown	26
Johnson	10	Pullard III	15
Houston	10	Boston	12

KICKOFF RETURNS (AVG.)

Thomas	6 (22.5)	Ekeler	3 (16.3)
--------------	----------	--------------	----------

PUNT RETURNS (AVG.)

Hill	3 (5.0)	Benjamin	2 (10.0)
Thomas	2 (1.5)		

FIELD GOALS

Santos	2/2 (100.0%)	Koo	1/4 (25.0%)
--------------	--------------	-----------	-------------

PUNTS (GROSS/NET AVG.)

Colquitt	11 (44.5/39.2)	Kaser	9 (44.4/36.8)
----------------	----------------	-------------	---------------

CHIEFS VS. CHARGERS SERIES HISTORY

• Sunday's contest between the Kansas City Chiefs and Los Angeles Chargers marks the 115th meeting between the two teams. Kansas City leads Los Angeles, 58-55-1 in the all-time series (regular & postseason).

• The Chiefs are 6-0 in the last five meetings, dating back to October 19, 2014. Since 2013, Kansas City is 16-8 against AFC West opponents and has won the last 11 games in the division.

• The Chiefs defense has accounted for 18.0 sacks (-131 yards), 20 passes defended, five interceptions and one touchdown through their last five meetings with the Chargers.

• In their last meeting, Tyreek Hill returned a punt 95 yards for a touchdown, marking his fourth game in a row with a touchdown of 65 yards or more.

CHIEFS VS. CHARGERS SERIES HISTORY - LAST 10 GAMES

Date	Result	Of Note
09/30/2012	L 20-37	Jamaal Charles 37-yd TD run.
11/01/2012*	L 13-31	Shaun Draughn 6-yd TD run.
11/24/2013	L 38-41	Donnie Avery 32-yd TD pass from Alex Smith.
12/29/2013*	L 24-27	Knile Davis 17-yd TD run.
10/19/2014*	W 23-20	Anthony Sherman 11-yd TD pass from Alex Smith.
12/28/2014	W 19-7	Travis Kelce 0-yd fumble return for TD.
11/22/2015*	W 33-3	Dontari Poe 1-yd TD run.
12/13/2015	W 10-3	Albert Wilson 44-yd TD pass from Alex Smith.
09/11/2016	W 33-27	Alex Smith 2-yd TD run in OT.
01/01/2017*	W 37-27	Tyreek Hill 95-yard punt return TD

* - At Qualcomm Stadium

CHIEFS HEAD COACH ANDY REID



Reid is in his 26th NFL season, 19th as a head coach and fifth with the Chiefs. In his first five seasons with the club he's tallied 45 wins, more victories than any other head coach in franchise history in that timeframe.

Under Reid, the Chiefs have made the playoffs three of his four seasons. In 2016, Kansas City went 12-4 and won the AFC West, earning a first-round bye in the playoffs.

In 2015, the Chiefs won their first playoff game since 1994, defeating the Texans 30-0. The team finished 11-5 after a 1-5 start in 2015. It was the greatest turnaround in a single-season in NFL history. In 2013, Reid led the Chiefs to an 11-5 record marking the greatest single-season turnaround in franchise history after the team finished 2-14 in 2012.

Reid boasts a career record of 175-114-1 (.605) in the regular season. He also owns an 11-12 postseason record. Prior to joining the Chiefs, Reid led the Eagles to a 130-93-1 (.583) regular season record during his 14 seasons as head coach. He led the Eagles franchise to one Super Bowl appearance. When you include his time as an NFL assistant coach, his teams have made the playoffs 18 times (20-17 record), and he has coached in three Super Bowls and eight NFC Championships.

Reid spent seven seasons as an assistant coach with the Green Bay Packers under Head Coach Mike Holmgren. Prior to joining the NFL ranks, Reid's final collegiate stop was the University of Missouri (1989-91). Prior to his stint with the Tigers, Reid spent two years working with the offensive line at the University of Texas – El Paso, and before that, he held the same position with Northern Arizona.

In 1983, Reid took the position of offensive coordinator and offensive line coach at San Francisco State (1983-85). A tackle/guard at Brigham Young University from 1979-81, Reid entered the coaching ranks as a graduate assistant at BYU in 1982.

NFL Head Coach:	19th Year	Record w/ KC:	45-21 (.682)
NFL Coach Overall:	26th Year	Record w/ PHI:	130-93-1 (.583)
NFL Overall:	186-126-1 (.596)	Record vs. LAC:	8-3 (.727)
Reg. Season:	175-114-1 (.605)	College:	BYU ('81)
Postseason:	11-12 (.478)	Hometown:	Los Angeles

ANDY REID'S CAREER PATH

1979-82	BYU	Tackle/Guard ('79-81) Graduate Assistant ('82)
1983-85	San Francisco State	Offensive Coordinator/ Offensive Line
1986	Northern Arizona	Offensive Line
1987-88	Texas-El Paso	Offensive Line
1989-91	Missouri	Offensive Line
1992-98	Green Bay Packers	Tight Ends / Offensive Line ('92-96) Quarterbacks ('97-98)
1999-12	Philadelphia Eagles	Head Coach ('99-00) HC/Exec. V.P. Football Ops ('01-12)
2013-17	Kansas City Chiefs	Head Coach



ANDY REID'S HARDWARE



Super Bowls

96 97 04
Conference Titles

95 96 97 01 02

03 04 06 10 16

Division Titles

CHARGERS HEAD COACH ANTHONY LYNN



On January 13, 2017, the Los Angeles Chargers made their first official transaction, naming Anthony Lynn the 16th head coach of the franchise.

Lynn joined the Chargers after spending the last two seasons (2015-16) as the assistant head coach and running backs coach for the Buffalo Bills.

The Bills led the NFL in both of Lynn's seasons in both rushing yards (2,630 in 2016 and 2,432 in 2015) and rushing touchdowns (29 in 2016 and 19, tie in 2015). The Bills also led the League in average yards per carry (5.3 in 2016 and 4.8, tie in 2015) in each of his two seasons in Buffalo.

Prior to his stint with the Bills, Lynn served as the running backs coach of the Jets for the 2009-13 seasons before being elevated to the assistant head coach and running backs coach for the 2014 season.

A former NFL running back, Lynn entered the League with the Giants in 1992 as an undrafted free agent before going on to play for the Broncos (1993-94), and 49ers (1995-96). He concluded his NFL playing career with the Broncos (1997-99) where he won back-to-back Super Bowl championships (XXXII and XXXIII).

After playing 83 career games, Lynn transitioned into coaching becoming the Broncos offensive assistant and assistant to special teams from 2000-02. He then went on to become the running backs coach for the Jaguars (2003-04), Cowboys (2005-06), and Browns (2007-08), before heading to the Jets.

Lynn played collegiately at Texas Tech (1988-91) where he was an All-Southwest Conference running back and rushed for 1,911 yards and 17 touchdowns on 481 carries.

NFL Head Coach:	1st Year	Record w/ LAC:	0-2 (.000)
NFL Coach Overall:	17th Year	Record vs. KC:	0-0 (.000)
NFL Overall:	0-2 (.000)	College:	Texas Tech ('92)
Regular Season:	0-2 (.000)	Hometown:	McKinney, Texas
Postseason:	0-0 (.000)		

ANTHONY LYNN'S CAREER PATH

1988-91	Texas Tech	Running Back
1992	New York Giants	Running Back
1993-94	Denver Broncos	Running Back
1995-96	San Francisco 49ers	Running Back
1997-99	Denver Broncos	Running Back
2000-02	Denver Broncos	Off. Asst./Asst. to Special Teams
2003-04	Jacksonville Jaguars	Running Backs
2005-06	Dallas Cowboys	Running Backs
2007-08	Cleveland Browns	Running Backs
2009-14	New York Jets	Running Backs ('09-13) Running Backs/Asst. Head Coach ('14)
2015-16	Buffalo Bills	Running Backs/Asst. Head Coach
2017	Los Angeles Chargers	Head Coach



ANTHONY LYNN'S HARDWARE





Super Bowls

97 98
Conference Titles



95 98

Division Titles

2017 CHIEFS TEAM STATS & RANKINGS

CATEGORY	TOTAL		
Total Offense	440.5	2nd	2nd
Rush Offense	148.5	2nd	2nd
Pass Offense	292.0	2nd	5th
Total Defense	388.5	14th	28th
Rush Defense	115.5	10th	T-20th
Pass Defense	273.0	13th	27th
Points/Game	34.5	2nd	3rd
Opp. Pts./Game	23.5	13th	25th

2017 CHIEFS INDIVIDUAL STATS & RANKINGS

CATEGORY	PLAYER	TOTAL		
Scoring (NK)	Hunt	30	1st	1st
Rushing Yards	Hunt	229	1st	1st
QB Rating	Smith	134.1	1st	2nd
Receptions	Kelce	13	T-4th	T-8th
Rec. Yards	Hill	176	2nd	4th
Interceptions	Jones	1	T-3rd	T-3rd
Punting Avg.	Colquitt	44.5	11th	20th
Punt Ret. Avg.	Hill	5	12th	18th
KO Ret. Avg.	Thomas	22.5	7th	T-12th
Sacks	Houston/Jones	3.0	T-2nd	T-3rd



CHIEFS ALL-TIME VS. AFC WEST OPPONENTS

OVERALL (REG. SEASON)

Team	Record	Pct.	Longest Win Streak
Denver	59-54-0	.522	11 (1964-1969)
Oakland	60-51-2	.540	9 (2003-2007)
San Diego	58-54-1	.518	6 (2014-Current)

AT HOME (REG. SEASON)

Team	Record	Pct.	Longest Win Streak
Denver	37-19-0	.661	14 (1960-1973)
Oakland	32-24-1	.570	10 (1989-1998)
San Diego	34-23-0	.596	7 (1997-2003)

ON THE ROAD (REG. SEASON)

Team	Record	Pct.	Longest Win Streak
Denver	22-35-0	.386	5 (1965-1969)
Oakland	28-27-1	.509	7 (2003-2009)
San Diego	24-31-1	.438	6 (1972-1977)

2017 FINAL AFC WEST STANDINGS

Team	W	L	Pct.	PF	PA	Streak
Kansas City Chiefs	2	0	1.000	69	47	Won 2
Oakland Raiders	2	0	1.000	71	36	Won 2
Denver Broncos	2	0	1.000	66	38	Won 2
L.A. Chargers	0	2	.000	38	43	Lost 2

CHIEFS 2017 SCHEDULE

PRESEASON

Date	Opponent	Time	Result
Aug. 11	San Francisco	8:00 p.m.	L, 17-27
Aug. 19	at Cincinnati	6:00 p.m.	W, 30-12
Aug. 25	at Seattle	7:00 p.m.	L, 13-26
Aug. 31	Tennessee	7:30 p.m.	W, 30-6

REGULAR SEASON

Date	Opponent	Time	Network
Sept. 7	at New England	7:30 p.m.	W, 42-27
Sept. 17	Philadelphia	Noon	W, 27-20
Sept. 24	at LA Chargers	3:25 p.m.	CBS
Oct. 2	Washington	7:30 p.m.	ESPN
Oct. 8	at Houston*	7:30 p.m.	NBC
Oct. 15	Pittsburgh*	3:25 p.m.	CBS
Oct. 19	at Oakland	7:25 p.m.	CBS/NFLN
Oct. 30	Denver	7:30 p.m.	ESPN
Nov. 5	at Dallas*	3:25 p.m.	CBS
Nov. 12	BYE WEEK	---	---
Nov. 19	at NY Giants*	Noon	CBS
Nov. 26	Buffalo*	Noon	CBS
Dec. 3	at NY Jets*	Noon	CBS
Dec. 10	Oakland*	Noon	CBS
Dec. 16	LA Chargers	7:25 p.m.	NFLN
Dec. 24	Miami	Noon	CBS
Dec. 31	at Denver*	3:25 p.m.	CBS

Home games in **bold**; all kickoffs are Central Time.

* Subject to Flexible Scheduling

Flexible scheduling will be used in Weeks 10-15 and 17. Additionally, in Weeks 5-9, flexible scheduling may be used in no more than two weeks.

NFL REGULAR SEASON SCHEDULE WEEK 3

Thursday, Sept. 21

Los Angeles Rams at San Francisco..... 7:25 p.m.

Sunday, Sept. 24

Baltimore at Jacksonville (London)..... 8:30 a.m.
 Denver at Buffalo..... 12 p.m.
 New Orleans at Carolina 12 p.m.
 Pittsburgh at Chicago 12 p.m.
 Atlanta at Detroit..... 12 p.m.
 Cleveland at Indianapolis 12 p.m.
 Tampa Bay at Minnesota..... 12 p.m.
 Houston at New England..... 12 p.m.
 Miami at New York Jets 12 p.m.
 New York Giants at Philadelphia 12 p.m.
 Seattle at Tennessee 3:05 p.m.
 Cincinnati at Green Bay..... 3:25 p.m.
 Kansas City at Los Angeles Chargers..... 3:25 p.m.
 Oakland at Washington 7:30 p.m.

Monday, Sept. 25

Dallas at Arizona..... 7:30 p.m.



AMONG THE BEST IN CHIEFS HISTORY

In his first four seasons as head coach of the Chiefs, Andy Reid coached his team to a 43-21 record in the first 64 games. His 67.2 winning percentage is the top mark in franchise history for any coach in his first four seasons leading the club. Marty Schottenheimer is second on that list, leading his Chiefs teams to a 39-24-1 (60.9%) record in his first four seasons.

Most Regular Season Wins, First 4 Years with Team

Rk.	Name	Yr. 1	Yr. 2	Yr. 3	Yr. 4	Tot. Rec.	Win %
1.	Reid	11-5	9-7	11-5	12-4	43-21	67.2%
2.	Schottenheimer	8-7-1	11-5	10-6	10-6	39-24-1	60.9%
3.	Vermeil	6-10	8-8	13-3	8-8	35-29	54.7%
4.	Stram	8-6	6-8	11-3	6-7-2	31-24-2	54.4%
5.	Mackovic	6-10	8-8	6-10	10-6	30-34	46.9%

In Reid's 64 total games with the Chiefs, he has registered a 23-9 (71.9%) record at home and a 20-12 (62.5%) record on the road.



HE WINS AT HOME AND ON THE ROAD

No matter where his team is playing, home or away, Chiefs Head Coach Andy Reid is consistent. Through 19 seasons and 290 games, Coach Reid has a nearly identical record on the road as he does at home.

Home Record

89-56 (.614)

Road Record

86-58-1 (.597)

Total

175-114-1 (.605)

2017 CHIEFS PRO BOWL PLAYERS

Seven members of the Kansas City Chiefs were selected to participate in the 2017 NFL Pro Bowl, six of them return to the Chiefs roster in 2017. Safety Eric Berry, tight end Travis Kelce, cornerback Marcus Peters and rookie return man Tyreek Hill qualified to represent KC in the NFL's All-Star game. P Dustin Colquitt and QB Alex Smith represented the club as Pro Bowl alternates. Kelce earned the game's offensive MVP award.

It marked Berry's fifth Pro Bowl nomination, Kelce, Colquitt, Smith and Peters' second and Hill's first.



CHIEFS ASSISTANT COACHES

OFFENSIVE STAFF

Brad Childress

Assistant Head Coach

Matt Nagy

Offensive Coordinator

Eric Bieniemy

Running Backs

Andy Heck

Offensive Line

Greg Lewis

Wide Receivers

Tom Melvin

Tight Ends

Corey Matthaei

Assistant Quarterbacks

Joe Bleymaier

Offensive Quality Control

Mike Kafka

Offensive Quality Control

DEFENSIVE STAFF

Bob Sutton

Defensive Coordinator

Britt Reid

Defensive Line

Gary Gibbs

Linebackers

Emmitt Thomas

Defensive Backs

Al Harris

Secondary/Cornerbacks

Mark DeLeone

Assistant Linebackers

Mike Smith

Assistant Defensive Line

Terry Bradden

Defensive Assistant

SPECIAL TEAMS STAFF

Dave Toub

Special Teams Coordinator

Rod Wilson

Assistant Special Teams

MISCELLANEOUS

Barry Rubin

Head Strength and Conditioning

Travis Crittenden

Assistant Strength and Conditioning

Ryan Reynolds

Assistant Strength and Conditioning

Devin Woodhouse

Assistant Strength and Conditioning

Tommy Brasher

Special Projects

Mike Frazier

Statistical Analysis Coordinator

Porter Ellett

Senior Assistant to Head Coach

MISC. NOTES

2017 CHIEFS OFFENSIVE RANKINGS

Category	NFL Rank	Value
1st Down Efficiency	2nd	62.5%
1st Down Average Yardage	1st	10.04 yards
2nd Down Conversions	6th	37.8%
3rd and 4th and 1 Conversions	T-1st	100.0%
3rd and 1 Conversions	T-1st	100.0%
3rd and Short Conversions (<4 Yards)	T-1st	100.0%
Average Yards to Go on 2nd Down	7th	7.41 yards
Passer Rating in Blitz Situations	1st	158.3 rating
Offensive Possessions	T-4th	24 possessions
Percent of Catchable Passes Dropped	9th	3.4%
Field Goal Percentage	T-1st	100.0%
Average Starting Field Position-Home	3rd	35.6 yard line
Total First Downs Made	T-6th	42 first downs
Giveaway Points Allowed	T-1st	0 points
Total Giveaways	T-6th	1 giveaway
Goal-to-Go Drives	T-7th	4 drives
Goal-to-Go Giveaways	T-1st	0 giveaways
Goal-to-Go Touchdown Efficiency	T-1st	100.0%
Inside 30 Passer Rating	9th	113.8 rating
Inside 30 Scoring Efficiency	T-2nd	75.0%
Kickoff Return Average	7th	25.0 yards
Percent of 20+ Yard Kickoff Returns	10th	71.4%
Net Passing Yards per Game	5th	292.0 yards
Offensive Points Scored	2nd	69 points
Offensive Scoring Efficiency	8th	45.8%
Opponent Takeaways	T-6th	1 takeaway
Overall Passer Rating	1st	134.1 rating
Average Yards per Game	2nd	440.5 yards
Passing First Downs	T-8th	27 first downs
Yards After Catch	1st	212 yards
Pct. of 4+ Yard Passes on 1st Down	3rd	69.0%
Passer Rating on Atts. of 21+ Air Yards	5th	149.3 rating
Plays of 10+ Yards	5th	29 plays
Plays of 20+ Yards	T-9th	8 plays
Points on Possessions after Takeaways	9th	10 points
Points on Drives of Less than 4 Plays	1st	21 points
Red Zone 3rd Down Conversions	T-3rd	66.7%
Red Zone Giveaways	T-1st	0 giveaways
Red Zone Touchdown Efficiency	2nd	83.3%
Red Zone Successful Plays Percentage	3rd	61.5%
Non-Kneeling Rushes for Negative Yds	T-1st	0 rushes
Rushing Plays of 10+ Yards	T-2nd	8 rushes
Rushing Plays of 20+ Yards	T-1st	3 rushes
Rushing Plays of 50+ Yards	1st	2 rushes
Average Rushing Yards per Game	2nd	148.5 yards
Percent of Rushes Gaining 4+ Yards	3rd	52.2%
Pct. of Rushes Gain 4+ Yds on 1st	4th	55.6%
Total Points	2nd	69 points
Scoring Differential	T-6th	+22 points
Points Scored Outside the Red Zone	1st	31 points
Points Scored at the End of the Half	T-8th	10 points
Offensive Touchdowns Scored	1st	9 touchdowns
Drives Starting Inside Opponent's 50	T-3rd	3 drives
Successful Play Percentage	3rd	55.2%
Points per Game	3rd	34.5 points
Touchdown Drives	1st	9 drives
Two-Minute Offense	T-6th	3 points
Average Yards per Game	2nd	440.5 yards
Average Yards per Play	1st	7.59 yards
Average Yards per Play inside 30	1st	5.13 yards

2017 CHIEFS DEFENSIVE RANKINGS

Category	NFL Rank	Value
Points on Opp. 1st Poss. of 2nd Half	T-1st	0 points
Opponent Fumble Recoveries	T-7th	1 recovery
Miscellaneous Touchdowns Allowed	T-1st	0 touchdowns
Opponent Field Goal Percentage	9th	80.0%
Opp. Non-Kneel Rush for Neg. Yds.	T-7th	3 rushes
Opp. 3rd and 4th and 1 Conversions	6th	25.0%
Opp. 3rd and 1 Conversions	T-8th	50.0%
Opp. 4th and 1 Conversions	T-1st	0.0%
Opp. 4th and <4 Yard Conversions	T-1st	0.0%
Opp. Avg. Yards to Go on 2nd Down	10th	8.58 yards
Opp. Passing for 4+ Yards on 1st Down	3rd	40.5%
Opp. Rushing Plays of 50+ Yards	T-1st	0 rushes
Opp. Scoring Outside the Red Zone	T-1st	0 points
Opp. 4th Down Conversions	T-1st	0.0%
Opp. Kickoff Touchback Percentage	3rd	30.0%
Opp. Gross Punting Average	4th	41.1 yards
Passing Defense on 2nd Down	10th	66.1 rating
Points Allowed on 1st Poss. of 2nd Half	T-1st	0 points
Opp. Points on Poss. After Turnovers	T-1st	0 points
Red Zone Takeaways	T-7th	0 takeaways
Rushing Defense on 2nd Down	8th	2.39 yards
Sacks	T-2nd	9.0 sacks
Opp. Drives Starting Inside Their 20	T-6th	7 drives
Points Allowed in 2 Minute Defense	T-1st	0 points



2017 DRAFT CLASS ON ROSTER

QB Patrick Mahomes was selected 10th overall by the Chiefs after they traded with the Bills to move up 17 spots. Mahomes was the second quarterback drafted. At Texas Tech, Mahomes threw for 11,252 yards and 93 touchdowns. He ran for another 845 yards with 22 touchdowns. Mahomes was the first quarterback the Chiefs have taken in the first round since Todd Blackledge in 1983.

DE Tanoh Kpassagnon was selected in the second round, 59th overall. He finished his career at Villanova with 22.0 sacks and 105 tackles (65 solo). Kpassagnon set his career-high in sacks (11.0) and tackles (45) in 2016. He was the first player the Chiefs drafted out of Villanova in team history.

RB Kareem Hunt was drafted 86th overall in the third round. He is Toledo's all-time leading rusher with 4,945 yards. Hunt scored 44 touchdowns, which ranked second in school history. He averaged 6.3 yards per carry for his career, with a career-high 8.0 yards per carry his sophomore year. Hunt was the first player out of Toledo the Chiefs have ever drafted.

WR Jehu Chesson was drafted 139th overall in the fourth round. At Michigan, Chesson caught 114 passes for 1,639 yards and 12 touchdowns. He had a breakout season in 2015 with 12 total touchdowns (9 receiving, two rushing, one returning). Chesson was one of 11 Michigan players selected in the 2017 draft, which was the most for any school.

LB Ukeme Eligwe was drafted in the fifth round, 183rd overall. In his one season at Georgia Southern, he had 104 tackles (64 solo), 9.5 tackles for loss, and forced four turnovers. In the season finale versus Troy, Eligwe had 18 tackles (13 solo) and a sack. Eligwe was the lone player selected out of Georgia Southern in the 2017 draft. Prior to attending Georgia Southern, he played football at Florida State.

CHIEFS VS. CHARGERS CONNECTIONS

Professional

• Kansas City DL Jarvis Jenkins (2015) and CB Terrance Mitchell (2014-15) spent time with Los Angeles C/G Matt Slauson (2013-15) playing together in Chicago. Mitchell and Slauson both played under Los Angeles Asst. Defensive Backs Coach Chris Harris (2013-14) while he was the defensive quality control coach and Offensive Line Coach Pat Meyer (2014) while he served in the same role.

• Chargers Head Coach Anthony Lynn (2015-16), Defensive Asst. D'Anton Lynn (2015-16) and Offensive Line Coach Pat Meyer (2016) all coached Chiefs LB Reggie Ragland (2016) and Chargers QB Cardale Jones (2016) in Buffalo. Anthony Lynn served as the running backs/assistant head coach, while D'Anton Lynn and Meyer were in the same roles.

• Chiefs DT Bennie Logan (2013-17) spent a season with Chargers DT Damion Square (2013) playing for the Philadelphia Eagles.

• Chargers WR Travis Benjamin (2012-15) and LB Hayes Pullard (2015-17) both spent time in Cleveland playing with Chiefs T Mitchell Schwartz (2012-15) and OL Cameron Erving (2015-2016). Benjamin, Pullard, and Schwartz all played for Chargers Quarterbacks Coach Shane Steichen (2013) while he was the offensive quality control coach.

• Chiefs LB Frank Zombo (2010-12) spent a stint in Green Bay playing with Chargers CB Casey Hayward (2012-15) for a season. Chiefs Director of Player Personnel Tim Terry served as the assistant director of pro personnel during Zombo and Hayward's time in Green Bay.

• Both Chargers T Joe Barksdale (2011) and Chiefs DB Ron Parker (2011) spent one season together playing for the Oakland Raiders. Parker (2011-12) would later spend time in Seattle playing alongside Chargers TE Sean McGrath (2012), NT Brandon Mebane (2007-2015) and OT Russell Okung (2010-15). Chiefs LB Kevin Pierre-Louis (2014-17) overlapped with McGrath, Mebane and Okung on the Seahawks roster as well.

• Los Angeles Asst. Defensive Backs Coach Chris Harris spent two stints (2005-06 & 2010-11) in Chicago playing alongside Kansas City Special Teams Coach Rod Wilson (2005-08 & 2010). Both Harris and Wilson played for Kansas City Special Teams Coordinator Dave Toub (2004-12) while he served in the same capacity. Harris was listed on the roster as a free safety and Wilson was listed as a linebacker.

• Chiefs Special Projects Tommy Brasher (1986-89) was the defensive line coach for the Falcons while Chargers Offensive Coordinator Ken Whisenhunt (1985-88) was on the roster as a tight end.

• Chargers Offensive Coordinator Ken Whisenhunt (2007-12) served as the head coach of the Cardinals with Tight Ends Coach John McNulty (2009-11) and Head Strength & Conditioning Coach John Lott (2007-16) while Chiefs FB Anthony Sherman (2011-12) was on the roster.

• Chargers WR Travis Benjamin (2012-15) played for the Browns while Chiefs Asst. Head Coach Brad Childress was the offensive coordinator for the 2012 season and Area Scout David Hinson served in the same role from 2009-12.

• Multiple members of the Chiefs and the Chargers overlapped while with the Jets. Chargers Head Coach Anthony Lynn (2009-14) served as the running backs coach before becoming the running backs and assistant head coach in 2014, QB Kellen Clemens (2006-10) and C/G Matt Slauson (2006-10) were on the roster. Chiefs Defensive Coordinator Bob Sutton (2000-12) served in multiple roles, while Asst. Linebackers Coach Mark DeLeone was a defensive assistant and Personnel Executive Michael Davis (1997-2012) was the assistant director of college scouting.

• Chiefs Defensive Backs Coach Emmitt Thomas (2002-09) served as the senior defensive assistant and secondary coach from 2004-06 for the Falcons with Chargers Special Teams Coordinator/Asst. Head Coach George Stewart (2003-06) while he was the wide receivers coach.

Former Chiefs

• Chargers TE Sean McGrath (2013) spent a season with Kansas City.

• Los Angeles Wide Receivers Coach Nick Sirianni served as Kansas City's offensive quality control coach from 2009-11 and the wide receivers coach in 2012.

• Chargers Running Backs Coach Alfredo Roberts was drafted by the Chiefs in the eighth round of the 1988 NFL Draft and played for the Chiefs from 1988-90.

• Los Angeles Special Teams Coordinator/Asst. Head Coach George Stewart was an undrafted free agent with the Chiefs for the 1981 season.

College

• Los Angeles Special Teams Coordinator/Asst. Head Coach George Stewart (1986-88) was the linebackers coach for Notre Dame while Kansas City Offensive Line Coach Andy Heck (1985-88) was on the roster as a tight end and a tackle.

• Chiefs TE Ross Travis (2011-15) was on Penn State's basketball team while Chargers Defensive Asst. D'Anton Lynn (2008-11) was on the football roster as a cornerback.

• Chargers Offensive Asst. Mark Ridgley (2010-11) was a defensive graduate assistant for Central Michigan while Chiefs T Eric Fisher (2009-12) was on the roster.

• Kansas City LB Reggie Ragland (2012-15) and Los Angeles DT Damion Square (2009-12) played one season together and won a National Championship at Alabama.

• Chargers DE Chris McCain (2010-2013), WR Keenan Allen (2010-2012) and Chiefs T Mitchell Schwartz (2007-2011), all spent time together at California.

• Chiefs T Eric Fisher (2009-12) played with Chargers S Jahleel Addae (2010-12) for three seasons at Central Michigan.

• Los Angeles LS Mike Windt (2007-2009) played with Chiefs TE Travis Kelce (2008-11) for two seasons at Cincinnati.

• Los Angeles K Younghoe Koo and Kansas City LB Ukeme Eligwe are both in their NFL rookie year out of Georgia Southern.

• Chiefs CB D.J. White (2012-15) and Los Angeles DE Jerry Attaochu (2011-14) played defense together for three seasons at Georgia Tech.

• Chargers T Joe Barksdale (2007-10) played with Chiefs DT Bennie Logan (2009-12) for two seasons at LSU.

• Kansas City LB Derrick Johnson (2001-04), DT Roy Miller (2005-08) and Los Angeles S Adrian Phillips (2010-13) all played defense at Texas.

Hometown

• Chiefs TE Demetrius Harris, Chargers Special Teams Coordinator/Asst. Head Coach George Stewart, Asst. Defensive Backs Coach Chris Harris and TE Hunter Henry are all natives of Little Rock, Ark.

• Chargers Asst. Offensive Line Coach James Cregg and Chiefs Asst. Linebackers Coach Mark DeLeone are both from Syracuse, N.Y.

• Kansas City Running Backs Coach Eric Bieniemy and Los Angeles Asst. Defensive Line Coach Eric Henderson both call New Orleans home.

• Los Angeles Quarterbacks Coach Shane Steichen hails from Sacramento, Calif., as does Kansas City CB Terrance Mitchell.

• Chiefs Head Coach Andy Reid, WR De'Anthony Thomas, Chargers DE Brandon Mebane and LB Hayes Pullard are all from the Los Angeles area.

• Kansas City LB Terrance Smith and Los Angeles QB Philip Rivers are both from the same hometown of Decatur, Georgia.

CHIEFS VS. EAGLES GAME NOTES

SMITH EFFICIENT THROUGH THE AIR: Smith finished the game completing 21 of 28 passes for 251 yards and one touchdown, good for a 113.8 passer rating. It marks his 33rd career game with a 100.0 or better passer rating and he is 32-1 in those contests. It is his 22nd such game with the Chiefs, going 21-1 in those contests. Smith has three straight regular season contests with a 100.0-plus rating dating back to Week 17 (Jan. 1, 2017) of the 2016 season. This streak ties a career-long streak of three games set in Week 11-13 of the 2015 season (Nov. 22 – Dec. 6, 2015).

HUNT FINDS ENDZONE AGAIN... AND AGAIN: Rookie RB Kareem Hunt recorded a 53-yard rushing touchdown. Hunt later muscled his way into the end zone from two yards out, securing his second rushing touchdown of the day and third rushing score of this season. Hunt now owns five touchdowns in two games. The 53-yard score is a career-long touchdown run. He finished Sunday's game with 81 rushing yards and 28 receiving yards, giving him 109 yards from scrimmage. He is the first player in the Super Bowl era to record a touchdown of at least 50 scrimmage yards in each of his first two NFL games and is just the third player to do it in NFL history (Baltimore's Alan Ameche in 1955 and Cleveland's Dub Jones in 1950).

KELCE DIVES INTO ENDZONE: TE Travis Kelce dove into the endzone, logging a 15-yard receiving touchdown, his first touchdown in 2017 and his 15th career receiving touchdown. Kelce finished Sunday with 103 receiving yards, giving him his first 100-yard receiving game this season and the ninth in his five-year career.

DEFENSE DROPS WENTZ SIX TIMES: Sunday the Chiefs defense dropped Eagles QB Carson Wentz a total of six times for a total loss of 34 yards, marking the 10th time since Head Coach Andy Reid and Defensive Coordinator Bob Sutton arrived in 2013 the Chiefs have sacked a quarterback at least six times. The Chiefs own a perfect 10-0 record in those games dating back to 2013. The Chiefs own a 53-5-1 (.907) all-time record in 59 games when the defense gets to the quarterback at least six times.



JONES' BIG DAY: DL Chris Jones sacked Eagles QB Carson Wentz a total of 3.0 times for a loss of 13 yards. He later intercepted a Wentz pass that was deflected by teammate LB Justin Houston's helmet. Jones added two forced fumbles, both recorded on sacks but were later recovered by the Eagles. Jones added a pass defended on the day. His 3.0 sacks Sunday marked a single-game career high, as well as a season-high for the second-year defensive lineman. His 3.0 sacks are the most by a Chiefs player since LB Justin Houston recorded 3.0 sacks at Denver on Nov. 27, 2016. He added four solo tackles on the day.

Dating back to 1994, DL Chris Jones is only the second player to record at least 3.0 sacks, two forced fumbles and an interception in a single game, joining Pittsburgh Steelers LB James Harrison, who recorded 3.5 sacks, two forced fumbles and an interception on November 5, 2007 vs. Baltimore.

HOUSTON GETS TO WENTZ: LB Justin Houston dropped Wentz for a loss of three yards Sunday. He added a pass defended and five solo tackles. Houston now owns 63.0 career sacks.



FORD DROPPED WENTZ: LB Dee Ford sacked Wentz for a loss of nine yards. He added one pass defended and two solo tackles on the day. Ford owns 16.5 career sacks.

LOGAN LOGS FIRST SACK WITH CHIEFS: DT Bennie Logan recorded his first sack with the Chiefs, dropping Wentz for a loss of nine yards. He added two tackles (one solo), one tackle for loss, one QB pressure and one pass defended on the day against his former team. Logan now owns 6.5 career sacks.

MURRAY STEPS UP: S Eric Murray filled in for an injured S Eric Berry, tying for a team-high six solo tackles and also recording two passes defended. Both marks are career highs for Murray.

SORENSEN LEADS TACKLING: S Daniel Sorensen tied Murray for the team-lead with six solo tackles and led the defense with three quarterback hits Sunday.

NUNEZ-ROCHES RECORDS FIRST START IN 2017: DL Rakeem Nunez-Roches tallied his first start of the 2017 season at LDE. Nunez-Roches logged five starts during the 2016 season for the Chiefs.

SPECIAL TEAMS FORCES FUMBLE: LS James Winchester logged his first career forced fumble. On the play, FB Anthony Sherman tallied the third fumble recovery of his career and his first since 2014, landing the Chiefs at the Philadelphia 24 yard-line.

AKEEM HUNT'S FIRST RETURN WITH CHIEFS: After being signed to the active roster from Kansas City's practice squad just yesterday, RB Akeem Hunt returned his first kickoff 40 yards.

SANTOS HAS SOLID DAY: K Cairo Santos attempted his first field goals of the season, converting 34- and 39-yard field goals. He added three extra points and four touchbacks on his six kickoffs Sunday.

COLQUITT DROPS PUNTS INSIDE THE 20: P Dustin Colquitt landed two of his five punts on Sunday inside the Eagles' 20-yard line, giving him 396 total punts inside the opponent's 20 since he entered the league in 2005 – the most of any player in that time. Colquitt punted five times for 227 yards (45.4 avg./35.4 net) Sunday with a long of 60 yards.



2017 MISC. NOTES

KAREEM HUNT ON THE RISE

After two weeks of regular season play, rookie RB Kareem Hunt leads the NFL in rushing yards and receiving yards for a running back. He ranks second among all backs in 10+ yard carries. Hunt also leads the league in yards from scrimmage. Hunt's 355 scrimmage yards in his first two games are the most since Marshall Faulk had 360 in his first two games in 1994.

Hunt has scored five touchdowns in his first two career games. Only Dutch Sternaman (six) of the 1920 Decatur Staleys scored more touchdowns in his first two career games.

Hunt had a 53-yard rushing touchdown in the win over Philadelphia. Combined with his 78-yard touchdown reception in Week 1, Hunt is the third player in NFL history to record a 50+ yard scrimmage touchdown in each of his first two career games (Dub Jones, 1950 and Alan Ameche 1955).

NFL Leaders - Rushing Yards

Rk.	Player	Team	Att.	Yards	Avg.	TDs
1.	Kareem Hunt	KC	30	229	7.6	3
2.	C.J. Anderson	DEN	45	199	4.4	1
3.	Dalvin Cook	MIN	34	191	5.6	0
4.	Carlos Hyde	SF	24	169	7.0	0
5.	L. Fournette	JAX	40	140	3.5	2

NFL Leaders - 10+ Yard Carries (Running Backs)

Rk.	Player	Team	10+ Yard Carries
1t.	Kareem Hunt	KC	6
	Dalvin Cook	MIN	6
3t.	C.J. Anderson	DEN	4
	Carlos Hyde	SF	4
	LeSean McCoy	BUF	4

NFL Leaders - Receiving Yards by a Running Back

Rk.	Player	Team	Att.	Yards	TDs
1.	Kareem Hunt	KC	8	126	2
2.	James White	NE	11	115	0
3.	Ty Montgomery	GB	10	114	1
4.	Todd Gurley	LAR	8	104	1
5.	Tarik Cohen	CHI	16	102	1

NFL Leaders - Scrimmage Yards

Rk.	Player	Team	Att.	Yards	Avg.	TDs
1.	Kareem Hunt	KC	38	355	9.3	5
2.	Antonio Brown	PIT	16	244	15.3	0
3.	C.J. Anderson	DEN	49	242	4.9	2
4.	Todd Gurley	LAR	43	232	5.4	3
5.	Carlos Hyde	SF	33	220	6.7	0

ROAD WIN STREAK

The Chiefs are going for their eighth-consecutive road victory in Los Angeles on Sunday, a streak that dates back to Week 6 of the 2016 season (at Oakland, Oct. 16, 2016). The club's current seven-game road winning streak is the second-longest such streak in franchise history, trailing only a nine-game streak that was set in the 1966-67 seasons.

Chiefs Record Book - Most Consecutive Road Wins

Rk.	Streak	Seasons
1.	9	1966-67
2.	7	2016-Present
3.	6	1967-68
4t.	5	1968-69
		1971-72

KELCE JOINS THE 3,000 CLUB - REC. STREAK

With 103 receiving yards in Sunday's game against Philadelphia, TE Travis Kelce became just the third tight end in franchise history to cross the 3,000-yard plateau for their career, now owning 3,005 career receiving yards. Kelce needs 97 receiving yards to pass TE Fred Arbanas (3,101) for second-most receiving yards in franchise history by a tight end.

Chiefs Record Book - Most Rec. Yards by a TE, Career

Rk.	Yards	Player	Seasons
1.	10,940	Tony Gonzalez	1997-08
2.	3,101	Fred Arbanas	1962-70
3.	3,005	Travis Kelce	2013-17
4.	2,396	Walter White	1975-79
5.	1,541	Jonathan Hayes	1985-93

TE Travis Kelce has recorded at least one pass reception in 50 consecutive games dating back to Week 1 of the 2014 season (Sept. 7, 2014), which is good enough for the fourth-longest streak in franchise history. He needs to record receptions in six more consecutive games to pass former Chiefs WR Eddie Kennison (55) for third place.

Chiefs Record Book - Consecutive Games with Reception

Rk.	Games	Player	Years
1.	131	Tony Gonzalez	Dec. 4, 2000 – Dec. 28, 2008
2.	83	Stephone Paige	Nov. 17, 1985 – Sept. 29, 1991
3.	55	Eddie Kennison	Dec. 9, 2001 – Oct. 2, 2005
4.	50	Travis Kelce	Sept. 7, 2014 – Present
5.	48	Priest Holmes	Sept. 9, 2001 – Sept. 19, 2004



ALEX SMITH PASSING YARDS

After two weeks of regular season play, Chiefs QB Alex Smith ranks fifth in the NFL in passing yards. He is tied for first in the NFL in TD/INT ratio with five touchdowns and zero interceptions.

NFL Leaders - TD to INT Ratio

Rk.	Player	Team	TD	INT	Diff.
1t.	Alex Smith	KC	5	0	+5
	Derek Carr	OAK	5	0	+5
3.	Trevor Siemian	DEN	6	2	+4
4t.	Sam Bradford	MIN	3	0	+3
	Tom Brady	NE	3	0	+3
	Drew Brees	NO	3	0	+3
	Philip Rivers	LAC	4	1	+3
	B. Roethlisberger	PIT	4	1	+3

NFL Leaders - Passing Yards

Rk.	Player	Team	Att.	Cmp.	Yds.	Pct.
1.	Tom Brady	NE	75	46	714	61.3
2.	Aaron Rodgers	GB	92	61	654	66.3
3.	Drew Brees	NO	82	54	647	65.9
4.	Carson Wentz	PHI	85	51	640	60.0
5.	Alex Smith	KC	63	49	619	77.8

HEAD COACH ANDY REID NOTES



REID CAREER HIGHLIGHTS

- Career record of 175-114-1 in the regular season, as well as an 11-12 postseason record. Reid's 186 combined wins rank 10th in NFL history. Reid ranks second among active coaches in regular season and postseason wins. He has defeated all 32 NFL teams as a head coach.
- His 45 regular season wins in his first five seasons with Kansas City are more than any other head coach in franchise history in their initial five seasons (two games in to 2017). The Chiefs finished 12-4 in 2016, earning the number two seed and a first-round bye in the playoffs.
- Reid guided Kansas City to its first playoff win in 22 years in 2015. The club finished 11-5 after a 1-5 start, the greatest turnaround in a single season.
- The 2013 Chiefs, led by Head Coach Andy Reid, orchestrated the greatest single-season turnaround in franchise history after an 11-5 finish. In 2012, the team finished 2-14, a +9 turnaround in his first season with the club.
- During Reid's 14 seasons in Philadelphia, his teams made the postseason nine times, which ranked third in the NFL behind Indianapolis' 12 and New England's 10.
- Including his time as an assistant coach, Reid's teams have now made 18 playoff appearances, as well as three Super Bowl appearances after playing in a combined eight NFC Championships. Reid's .604 regular season winning percentage ranks 14th all-time among coaches with at least 200 games.
- Has three career Super Bowl appearances and won Super Bowl XXXI as an assistant in Green Bay. Reid owns three NFC titles and 10 division titles in his career dating back to his days as an assistant.
- Mentored Hall of Fame quarterback Brett Favre while with the Packers along with QB Donovan McNabb with the Eagles.

REID VIA THE NFL DRAFT - HIS 1ST ROUND PICKS

Chiefs Head Coach Andy Reid has had 16 first-round selections as a head coach in the NFL. Prior to 2013, Reid's team selected as high as second overall (1999) and as late as 31st overall (2005).

Yr.	No. (Overall)	Selection (School)
1999	2	QB Donovan McNabb (Syracuse)
2000	6	DT Corey Simon (Florida State)
2001	25	WR Freddie Mitchell (UCLA)
2002	26	CB Lito Sheppard (Florida)
2003	15	DE Jerome McDougle (Miami)
2004	16	T Shawn Andrews (Arkansas)
2005	31	DT Mike Patterson (Southern California)
2006	14	DT Brodrick Bunkley (Florida State)
2007	--	No First-Round Selection
2008	--	No First-Round Selection
2009	19	WR Jeremy Maclin (Missouri)
2010	13	DE Brandon Graham (Michigan)
2011	21	G Danny Watkins (Baylor)
2012	12	DT Fletcher Cox (Mississippi State)
2013 (KC)	1	T Eric Fisher (Central Michigan)
2014	23	LB Dee Ford (Auburn)
2015	18	CB Marcus Peters (Washington)
2016	--	No First-Round Selection
2017	10	QB Patrick Mahomes (Texas Tech)

REID'S COACHING TREE

Throughout his time in the NFL, Andy Reid has constructed quality coaching staffs to assist him. A number of those assistants have since gone on to coordinator or head coaching responsibilities for other NFL franchises. Below is a list of notable coaches who have come from Andy Reid's Philadelphia or Kansas City staffs.

Coach	Team	Years	Position
John Harbaugh	BAL	2008-present	Head Coach
Ron Rivera	CAR	2011-present	Head Coach
Leslie Frazier	BAL	2016-present	DB Coach/Former MIN HC
Steve Spagnuolo	NYG	2015-present	DC/Former STL HC
Pat Shurmur	MIN	2016-present	TE Coach/Former CLE HC
Brad Childress	KC	2013-present	Asst. HC/Former MIN HC
Todd Bowles	NYJ	2015-present	Head Coach
Doug Pederson	PHI	2016-present	Head Coach
Sean McDermott	BUF	Hired in 2017	Head Coach



ANDY REID'S COACHING RECORD

Year	Reg. Season	Pct.	Postseason	Overall	Result
1999	5-11	.313	0-0	5-11	5th in NFC East
2000	11-5	.688	1-1	12-6	2nd in NFC East; reached divisional playoffs
2001	11-5	.688	2-1	13-6	1st in NFC East; reached NFC Championship Game
2002	12-4	.750	1-1	13-5	1st in NFC East; reached NFC Championship Game
2003	12-4	.750	1-1	13-5	1st in NFC East; reached NFC Championship Game
2004	13-3	.813	2-1	15-4	1st in NFC East; reached Super Bowl XXXIX
2005	6-10	.375	0-0	6-10	4th in NFC East
2006	10-6	.625	1-1	11-7	1st in NFC East; reached divisional playoffs
2007	8-8	.500	0-0	8-8	4th in NFC East
2008	9-6-1	.594	2-1	11-7-1	2nd in NFC East; reached NFC Championship Game
2009	11-5	.688	0-1	11-6	2nd in NFC East; reached wild card round
2010	10-6	.625	0-1	10-7	1st in NFC East; reached wild card round
2011	8-8	.500	0-0	8-8	2nd in NFC East
2012	4-12	.250	0-0	4-12	4th in NFC East
2013	11-5	.688	0-1	11-6	2nd in AFC West; reached wild card round
2014	9-7	.563	0-0	9-7	2nd in AFC West
2015	11-5	.688	1-1	12-6	2nd in AFC West, reached divisional playoffs
2016	12-4	.750	0-1	12-5	1st in AFC West, reached divisional playoffs
2017	2-0	1.000	0-0	2-0	TBD
TOTALS	175-114-1	.605	11-12	186-126-1	12 Playoff Berths, 7 Div. Titles, 1 NFC Title

REID AS A HEAD COACH VS. THE NFL

Below is Chiefs Head Coach Andy Reid's record against the NFL as a head coach. He is 175-114-1 in the regular season, as well as 11-12 in the post-season. Reid has 186 total career wins as a head coach.

Opponent	Reg. Season	Postseason	Total
vs. Denver Broncos	4-6	0-0	4-6
vs. Kansas City Chiefs	3-0	0-0	3-0
vs. Oakland Raiders	8-3	0-0	8-3
vs. San Diego Chargers	8-3	0-0	8-3
vs. AFC West	23-12	0-0	23-12
vs. Baltimore Ravens	3-1	0-0	3-1
vs. Cincinnati Bengals	1-3-1	0-0	1-3-1
vs. Cleveland Browns	6-0	0-0	6-0
vs. Pittsburgh Steelers	3-4	0-1	3-5
vs. AFC North	13-8-1	0-1	13-9-1
vs. Houston Texans	5-1	1-0	6-1
vs. Indianapolis Colts	2-4	0-1	2-5
vs. Jacksonville Jaguars	3-2	0-0	3-2
vs. Tennessee Titans	1-6	0-0	1-6
vs. AFC South	11-13	1-1	12-14
vs. Buffalo Bills	5-2	0-0	5-2
vs. Miami Dolphins	4-1	0-0	4-1
vs. New England Patriots	3-3	0-2	3-5
vs. New York Jets	5-0	0-0	5-0
vs. AFC East	17-6	0-2	17-8
vs. Dallas Cowboys	18-11	0-1	18-12
vs. New York Giants	16-13	2-1	18-14
vs. Washington Redskins	18-11	0-0	18-11
vs. Philadelphia Eagles	2-0	0-0	2-0
vs. NFC East	54-35	2-2	56-37
vs. Arizona Cardinals	5-7	0-1	5-8
vs. San Francisco 49ers	6-4	0-0	6-4
vs. Seattle Seahawks	4-3	0-0	4-3
vs. St. Louis Rams	6-2	0-1	6-3
vs. NFC West	21-16	0-2	21-18
vs. Atlanta Falcons	7-3	2-0	9-3
vs. Carolina Panthers	5-2	0-1	5-3
vs. Tampa Bay Buccaneers	4-4	2-1	6-5
vs. New Orleans Saints	4-3	0-1	4-4
vs. NFC South	20-12	4-3	24-15
vs. Chicago Bears	5-5	1-0	6-5
vs. Detroit Lions	4-1	0-0	4-1
vs. Green Bay Packers	4-4	1-1	5-5
vs. Minnesota Vikings	3-2	2-0	5-2
vs. NFC North	16-12	4-1	20-13

MOST OVERALL WINS; ACTIVE NFL HEAD COACHES

Andy Reid is one of seven active NFL head coaches with over 100 victories. He has 186 overall wins and is one of three active coaches with 10 or more postseason victories.

Rk.	Coach	Reg.	Post	Total
1.	Bill Belichick, NE/CLE	238	26	264
2.	Andy Reid, KC/PHI	175	11	186
3.	John Fox, CHI/DEN/CAR	128	8	136
4.	Mike McCarthy, GB	115	10	125
5.	Marvin Lewis, CIN	118	0	118
6.	Pete Carroll, SEA	104	10	114
7.	Mike Tomlin, PIT	105	8	113

Reid defeated the Tennessee Titans in 2013, giving him wins against all 32 NFL teams. He became only the sixth head coach in NFL history to accomplish that feat. Below is a look at all the coaches who have done it.

Bill Belichick (NE)	Bill Parcells (Retired)
Tony Dungy (Retired)	Andy Reid (KC)
Mike Shanahan (No Current Team)	John Fox (CHI)

MOST NFL WINS AS HEAD COACH

Rk.	Head Coach	Win Total
1.	Don Shula	347
2.	George Halas	324
3.	Tom Landry	270
4.	Bill Belichick	264
5.	Curly Lambeau	229
6.	Chuck Noll	209
7.	Marty Schottenheimer	205
8.	Dan Reeves	201
9.	Chuck Knox	193
10.	Andy Reid	186
11.	Bill Parcells	183
12.	Tom Coughlin	182
13t.	Jeff Fisher	178
	Mike Shanahan	178
15.	Mike Holmgren	174
16.	Joe Gibbs	171
17.	Paul Brown	170
18.	Bud Grant	168
19.	Bill Cowher	161
20.	Steve Owen	153
21.	Marv Levy	154
22.	Tony Dungy	148
23t.	John Fox	136
	Hank Stram	136
25.	Weeb Ewbank	134

- Playoffs Included

* Bold Denotes Active NFL Coaches



REID'S HEAD COACHING CAREER WHEN...

- Scoring on opening drive: 77-23
- Scoring first: 110-35
- Leading at half: 140-28
- Leading after three quarters: 138-27
- Winning time of possession: 110-32-1
- Winning turnover battle: 105-23
- Out-rushing opponent: 107-44-1
- Out-passing opponent: 102-45-1
- Out-gaining opponent: 119-38-1
- 40%+ 3rd down conversions: 88-34
- 50%+ 3rd down conversions: 50-11
- Not throwing an INT: 94-38
- Having a 300-yard passer: 33-16-1
- Having a 100+ yard rusher: 50-18
- Having a 100+ yard receiver: 59-23
- Having two 100+ yard receivers: 8-1
- Having no turnovers: 49-17
- Scoring 20+ points: 143-41
- Scoring 30+ points: 75-5
- Rushing for 150+ yards: 54-15
- Having 20+ first downs: 98-42
- Not allowing a sack: 18-9
- Allowing two or fewer sacks: 107-51-1
- Recording 2+ INTs: 67-16
- Recording 3+ turnovers: 68-12
- Opp. less than 40% on 3rd down: 130-47-1
- Opp. less than 30% on 3rd down: 87-15-1
- Scoring a defensive TD: 42-9
- Recording 3+ sacks: 100-29-1
- Recording 5+ sacks: 41-5-1
- Allowing 17 or fewer points: 122-22-1
- Not allowing a 100-yard rusher: 140-80-1
- Not allowing a 100-yard receiver: 119-79
- Not allowing a 300-yard passer: 155-89-1
- Not allowing a rushing TD: 120-42-1
- Not allowing a passing TD: 54-17
- Not allowing an offensive TD: 32-3
- Having a KR or PR TD: 15-5

CHIEFS GENERAL MANAGER BRETT VEACH



QUICK FACTS ON CHIEFS GM BRETT VEACH

- Brett Veach was named the seventh general manager in Kansas City Chiefs history on July 10, 2017. Veach is in his first season as an NFL general manager and his 11th year in the National Football League.
- Prior to being elevated, he previously served as the Chiefs Co-Director of Player Personnel.
- Veach reports directly to Chiefs Chairman & CEO Clark Hunt, who had this to say upon hiring him; "Brett has a sharp football mind, a tremendous work ethic and a keen eye for finding talent. Over the last four seasons he's played a critical role in building our football team."
- He is in his fifth season with the Chiefs after originally joining the club in 2013. He was promoted to Co-Director of Player Personnel prior to the 2015 season after serving two seasons as the club's Pro and College Personnel Analyst (2013-14).
- The Mount Carmel, Pennsylvania, native, served as a Southeast Regional Scout for the Philadelphia Eagles (2011-12) after originally joining Philadelphia's Player Personnel Department as a Pro and College Scout in 2010.
- Prior to entering the scouting department, Veach was the Assistant to Head Coach Andy Reid for three seasons in Philadelphia (2007-09).
- Before joining the Eagles, Veach was the Supervisor of Intercollegiate Athletic Events at his alma mater, the University of Delaware (2005-06). He was a four-year letterman as a wide receiver for the Blue Hens, catching 99 passes for 1,470 yards (14.8 avg.). He left Delaware as the school's all-time leader in kickoff return yards with 1,558 yards.
- He was a standout running back for Mount Carmel High School.
- Wife - Alison; Children - twin sons, Elijah and Wylan, and a daughter, Ella.

VEACH IN THE NFL DRAFT AS PERSONNEL MAN

Since entering the NFL, Chiefs GM Brett Veach has been a part of personnel staffs that have drafted the below first-round picks.

Yr.	No. (Overall)	Selection (School)
2007 (PHI)	--	No First-Round Selection
2008	--	No First-Round Selection
2009	19	WR Jeremy Maclin (Missouri)
2010	13	DE Brandon Graham (Michigan)
2011	21	G Danny Watkins (Baylor)
2012	12	DT Fletcher Cox (Mississippi State)
2013 (KC)	1	T Eric Fisher (Central Michigan)
2014	23	LB Dee Ford (Auburn)
2015	18	CB Marcus Peters (Washington)
2016	--	No First-Round Selection
2017	10	QB Patrick Mahomes (Texas Tech)

VEACH & NAGY GO WAY BACK

Chiefs GM Brett Veach and Offensive Coordinator Matt Nagy have a special relationship that dates back to high school. Veach attended high school in Mount Carmel, Pennsylvania, and Nagy attended Manheim Central High School just 62 miles away. They knew of each other then, but their relationship grew as both attended the University of Delaware to play football. Nagy was Veach's college quarterback. Following their college careers, different paths eventually led them back together, as both worked underneath Coach Reid for the Philadelphia Eagles. In 2013, both Nagy and Veach joined the Kansas City Chiefs alongside Reid and have climbed the ranks with the club.



VEACH'S NFL RECORD

Year	Reg. Season	Pct.	Playoffs	Overall	Result
2007	8-8	.500	0-0	8-8	4th in NFC East
2008	9-6-1	.594	2-1	11-7-1	2nd in NFC East; reached NFC Championship Game
2009	11-5	.688	0-1	11-6	2nd in NFC East; reached Wild Card Playoffs
2010	10-6	.625	0-1	10-7	1st in NFC East; reached Wild Card Playoffs
2011	8-8	.500	0-0	8-8	2nd in NFC East
2012	4-12	.250	0-0	4-12	4th in NFC East
2013	11-5	.688	0-1	11-6	2nd in AFC West; Reached Wild Card Playoffs
2014	9-7	.563	0-0	9-7	2nd in AFC West
2015	11-5	.688	1-1	12-6	2nd in AFC West; Reached Divisional Playoffs
2016	12-4	.750	0-1	12-5	1st in AFC West; Reached Divisional Playoffs
2017	2-0	1.000	0-0	2-0	TBD
TOTALS	95-66-1	.590	3-6	98-72-1	6 Playoff Appearances, 2 Div. Titles

2017 OFFENSIVE NOTES

HILL FINDING THE ENDZONE

Chiefs WR Tyreek Hill ranked first among all NFL receivers in overall touchdowns after Week 10 of the 2016 season. The rookie WR accounted for three rushing, two receiving and three return scores in the second half of his rookie campaign.

NFL Leaders (2016)

Overall Touchdowns by a WR After Week 10

Rk.	Name	Touchdowns
1.	Tyreek Hill	8
2.	Jordy Nelson	7
3t.	Davante Adams	7
	Dez Bryant	7
	Kenny Stills	7
	Antonio Brown	6



HILL'S 2016 SEASON

Rookie WR Tyreek Hill had six receiving touchdowns in 16 games ranking him tied for first in franchise history for most receiving touchdowns by a rookie. Below is a look at the Chiefs rookie record book for receiving TDs.

Rk.	Player	TD	Season
1t.	Tyreek Hill	6	2016
	Fred Arbanas	6	1962
	Stephone Paige	6	1983
4t.	Chris Burford	5	1960
	Otis Taylor	5	1965
	Bill Jones	5	1990
	Tim Barnett	5	1991
	Dwayne Bowe	5	2007

Hill found a knack for returning punts early in his career. Through 16 games, the newcomer led the NFL in punt return yards with 592 total yards.

Rk.	Player	Team	Ret.	Yards	Avg.
1.	Tyreek Hill	KC	39	592	15.2
2.	Tavon Austin	LA	44	364	8.3
3.	Jamison Crowder	WAS	27	328	12.1
4.	Jalen Richard	OAK	34	306	9.0
5.	Brandon Tate	BUF	26	301	11.6

• According to ESPN Stats & Info, Hill became the first player with a rushing TD, receiving TD and kick return TD in a single game since Gale Sayers (1965 Bears against Vikings) with his performance against the Denver Broncos on Nov. 27, 2016.

• According to the National Football League, during Hill's kickoff return touchdown vs. Denver on Nov. 27, Hill reached a maximum speed of 22.77 miles per hour on his TD run, the fastest by a ball carrier in the NFL last season. Hill was clocked at 23.24 MPH in a kickoff return against Houston on Sept. 18, 2016, but the play was nullified by penalty.

MITCHELL SCHWARTZ ON A STREAK

Chiefs T Mitchell Schwartz ranks third among offensive tackles with 82 consecutive games started in his career. He has not missed a snap since entering the league.

NFL Leaders, Consecutive Games Started, Offensive Tackles

Rk.	Games	Player	Team
1.	162	Joe Thomas	CLE
2.	158	Donald Penn	TB/OAK
3.	82	Mitchell Schwartz	CLE/KC

PROTECTING THE FOOTBALL UNDER REID

Dating back to Chiefs Head Coach Andy Reid's arrival in 2013, the Kansas City offense has remained among the NFL's top-five teams when it comes to protecting the football. The Chiefs have just 68 turnovers in that span, tied with Seattle and trailing only New England (58).

Rk.	Team	G	TOs
1.	NE	66	58
2t.	KC	66	68
	SEA	66	68
4.	GB	66	75
5.	BUF	66	82

RACKING UP THE POINTS

Since Andy Reid was named Head Coach in 2013, the Chiefs have had at least four games each season where they've scored 30 or more points. Last year, KC had five games of 30 or more points.

Most 30-Point Games, Season

Rk.	Games	Seasons
1.	8	1966, 2002, 2004
2.	7	1999, 2003
3.	6	1960, 1967, 2010
4.	5	1962, 1965, 1968, 1983, 1994, 2005, 2006, 2015, 2016
5.	4	1961, 1963, 1969, 1980, 1984, 1985, 1990, 1997, 1998, 2013, 2014

KELCE DOWN THE STRETCH

Chiefs TE Travis Kelce ranked second among all players in the NFL in receiving yards since Week Eight of the 2016 season. Kelce's second-half stretch is highlighted by 849 yards on 58 receptions.

NFL Leaders (2016)

Receiving Yards Since Week Eight

Rk.	Pos.	Name	Rec.	Yards	Avg.
1.	WR	Jordy Nelson	77	1,015	13.4
2.	TE	Travis Kelce	71	992	14.6
3.	WR	Mike Evans	63	869	13.9
4.	WR	T.Y. Hilton	53	855	16.5
5.	WR	Julian Edelman	61	785	12.9
6.	WR	Odell Beckham Jr.	61	737	12.1

ANTHONY SHERMAN ON A STREAK

Chiefs FB Anthony Sherman has been one of the most consistent players in the NFL. Sherman ranks tied for first among fullbacks in the NFL for consecutive games played.

NFL Leaders, Consecutive Games Played, Fullbacks

Rk.	Games	Player	Team
1t.	66	Anthony Sherman	Chiefs
		Kyle Juszczyk	49ers
3.	64	Patrick DiMarco	Bills
4.	63	John Kuhn	New Orleans

OFFENSIVE NOTES & RECORD WATCH

CONSISTENT KELCE

Chiefs TE Travis Kelce led the league in receiving yards and was second in receptions among all tight ends in 2016. Kelce had six games of 100 or more receiving yards in 2016. He ranked third in the NFL in YAC.

2016 Receiving Leaders - Yards - TEs

Rk.	Player	Team	Rec	Yds	Avg
1.	Travis Kelce	KC	85	1125	13.2
2.	Greg Olsen	CAR	80	1073	13.4
3.	Jimmy Graham	SEA	65	923	14.2

2016 Reception Leaders - TEs

Rk.	Player	Team	G	Rec
1.	Dennis Pitta	BAL	16	86
2.	Travis Kelce	KC	16	85
3.	Kyle Rudolph	MIN	16	83

2016 Receiving Leaders - Yards After Catch - All Players

Rk.	Pos.	Player	Team	Rec	Yds	YAC
1.	RB	Le'Veon Bell	PIT	75	616	685
2.	RB	David Johnson	ARI	80	879	659
3.	TE	Travis Kelce	KC	85	1125	653

GLOBAL TIES

The 2017 Chiefs roster has several global ties, including seven internationally born players.

- **LB Tamba Hali** hails from Monrovia, Liberia. He moved to Teaneck, N.J., at the age of 10. Similarly, rookie **WR Jehu Chesson** also was born in Monrovia, Liberia, and moved to St. Louis at the age of five.

- **OL Laurent Duvernay-Tardif** is from Hillaire, Quebec, where he attended McGill University and became just the second player out of McGill to be drafted into the NFL.

- A native of Sao Paulo, Brazil, **K Cairo Santos** joined the team as a CFA in 2014. He attended St. Joseph's Academy in Miami, Florida, as a foreign exchange student where he learned to play American football.

- **DL Rakeem Nunez-Roches** was drafted by the Chiefs in the sixth round (217th overall) of the 2015 NFL Draft. Nunez-Roches was born in Dan-griga, Belize, and moved to the U.S. at the age of eight.

- **WR Chris Conley**, was born in Adana, Turkey, while his father was stationed there with the Air Force.

- **LB Dadi Nicolas** was born in Port-au-Prince, Haiti, and moved to Delray Beach, Florida, when he was five years old.

- Despite not being born internationally, **DL Tanoh Kpassagnon** spent his summers visiting his father, an economist from the Ivory Coast.

- After **S Daniel Sorensen's** freshman season at BYU in 2008, he missed the next two football seasons while he was serving in the Costa Rica San Jose Mission in 2010-11.



CHIEFS RECORD BOOK

CHIEFS RECORD BOOK LOWEST PERCENTAGE, PASSES HAD INTERCEPTED, SEASON

1.	0.00	Alex Smith (63-0)	2017
2.	0.41	Damon Huard (244-1)	2006
3.	0.90	Steve DeBerg (444-4)	1990
4.	1.29	Alex Smith (464-6)	2014
5.	1.37	Alex Smith (508-7)	2013
6.	1.49	Alex Smith (470-7)	2015

CHIEFS RECORD BOOK MOST PUNTS INSIDE THE 20, CAREER

1.	396	Dustin Colquitt	2005-17
2.	117	Louie Aguiar	1994-98
3.	62	Bryan Barker	1990-93
4.	58	Jim Arnold	1983-85
5.	54	Kelly Goodburn	1987-90

CHIEFS RECORD BOOK MOST SACKS, CAREER

1.	126.5	Derrick Thomas	1989-99
2.	89.5	Tamba Hali	2006-17
3.	85.5	Neil Smith	1988-96
4.	73.0	Art Still	1978-87
5.	63.0	Justin Houston	2011-17

CHIEFS RECORD BOOK MOST SACKS, DEFENSIVE BACK, CAREER

1.	7.0	Ron Parker	2013-17
2.	6.5	Reggie Tongue	1996-99
3t.	6.0	James Hasty	1995-00
		Greg Wesley	2000-07
5.	5.5	Eric Berry	2010-17

CHIEFS RECORD BOOK MOST INTERCEPTION RETURN TOUCHDOWNS, CAREER

1.	6	Bobby Bell	1963-74
2t.	5	Jim Kearney	1967-75
		Emmitt Thomas	1966-78
		Eric Berry	2010-17
5t.	4	Derrick Johnson	2005-17
		Lloyd Burruss	1981-91
7t.		Eight Tied	

CHIEFS RECORD BOOK HIGHEST PASSER RATING, CAREER (MIN 1,000 ATTEMPTS)

1.	93.5	Alex Smith	2013-17
2.	87.3	Trent Green	2001-06
3.	83.2	Len Dawson	1962-75
4.	81.8	Steve DeBerg	1988-91
5.	80.6	Elvis Grbac	1997-2000

CHIEFS RECORD BOOK FIELD GOALS MADE PCT, CAREER (MIN 100 ATTEMPTS)

1.	84.6	Cairo Santos	2014-17
2.	81.0	Ryan Succop	2009-13
3.	80.9	Pete Stoyanovich	1996-2000
4.	80.2	Nick Lowery	1980-93
5.	64.0	Jan Stenerud	1967-79

CHIEFS QUARTERBACK ALEX SMITH



SMITH HAS HISTORY OF PROTECTING FOOTBALL

Since 2010, Chiefs QB Alex Smith has thrown the second fewest interceptions in the NFL among active starting quarterbacks with at least 2,000 regular-season pass attempts. Smith had only eight interceptions last season.

<u>Player</u>	<u>INTs Since 2010</u>
1. Russell Wilson.....	45
2. Alex Smith.....	48
3. Aaron Rodgers.....	53
4. Tom Brady.....	53
5. Sam Bradford.....	57

SMITH WITH 100+ RATING

Chiefs quarterback Alex Smith has had 33 career games as a starter where he has recorded over a 100.0 rating. Smith is 32-1 in those contests. In Week 15, 2013 vs. the Raiders, Smith posted a perfect passer rating with five TD passes and no interceptions on 20 attempts and 17 completions.

<u>Date</u>	<u>Opp.</u>	<u>Att.</u>	<u>Comp.</u>	<u>Rtg.</u>
12/15/13	@OAK	20	17	158.3
10/7/12	BUF	24	18	156.3
9/7/17	@NE	35	28	148.6
9/29/14	NE	26	20	144.4
12/4/11	STL	23	17	142.3
9/21/14	MIA	25	19	136.0
12/12/10	SEA	27	17	130.9
10/23/16	NO	24	17	126.0
9/9/12	@GB	26	20	125.6
12/4/16	@ATL	25	21	125.0
12/6/15	@OAK	22	16	123.7
12/8/13	@WAS	20	14	122.3
9/13/15	@HOU	33	22	118.6
12/14/14	OAK	30	18	115.6
9/17/17	PHI	28	21	113.8
1/1/17	SD	28	21	112.8
11/29/15	BUF	30	19	112.5
10/2/11	@PHI	33	21	112.1
11/6/11	@WAS	24	17	109.7
10/16/16	@OAK	22	19	109.1
11/22/15	@SD	25	20	108.8
11/01/15	DET	26	18	108.7
12/20/15	@BAL	25	21	108.5
1/2/11	ARI	29	15	107.8
9/16/12	DET	31	20	107.7
11/1/14	NYJ	31	21	106.8
11/24/13	SD	38	26	106.7
11/19/06	SEA	25	19	105.9
9/25/16	NYJ	33	25	105.2
10/19/14	@SD	28	19	103.4
9/17/06	STL	22	11	103.0
12/14/06	@SEA	25	14	102.4
10/27/13	CLE	36	24	102.2

SMITH VS. THE NFL

<u>Opponent</u>	<u>Reg. Season</u>	<u>Postseason</u>	<u>Total</u>
vs. Denver Broncos	4-5	0-0	4-5
vs. Kansas City Chiefs	0-2	0-0	0-2
vs. Oakland Raiders	9-1	0-0	9-1
vs. San Diego Chargers	5-3	0-0	5-3
vs. AFC West	18-11	0-0	18-11
vs. Baltimore Ravens	1-1	0-0	1-1
vs. Cincinnati Bengals	1-1	0-0	1-1
vs. Cleveland Browns	3-0	0-0	3-0
vs. Pittsburgh Steelers	2-3	0-1	2-4
vs. AFC North	7-5	0-0	7-6
vs. Houston Texans	3-2	1-0	4-2
vs. Indianapolis Colts	1-3	0-1	1-4
vs. Jacksonville Jaguars	2-1	0-0	2-1
vs. Tennessee Titans	1-3	0-0	1-3
vs. AFC South	7-9	1-1	8-10
vs. Buffalo Bills	4-0	0-0	4-0
vs. Miami Dolphins	1-0	0-0	1-0
vs. New England Patriots	2-0	0-1	1-1
vs. New York Jets	3-0	0-0	3-0
vs. AFC East	10-0	0-1	10-1
vs. AFC	42-25	1-4	42-28
vs. Dallas Cowboys	1-1	0-0	1-1
vs. New York Giants	2-1	0-1	2-2
vs. Philadelphia Eagles	3-4	0-0	3-4
vs. Washington Redskins	2-1	0-0	2-1
vs. NFC East	8-7	0-1	8-8
vs. Arizona Cardinals	6-6	0-0	6-6
vs. Seattle Seahawks	7-5	0-0	7-5
vs. San Francisco 49ers	0-1	0-0	0-1
vs. St. Louis Rams	7-2-1	0-0	7-2-1
vs. NFC West	20-14-1	0-0	20-14-1
vs. Atlanta Falcons	1-2	0-0	1-2
vs. Carolina Panthers	1-1	0-0	1-1
vs. Tampa Bay Buccaneers	1-1	0-0	1-1
vs. New Orleans Saints	1-3	1-0	2-3
vs. NFC South	4-7	1-0	5-7
vs. Chicago Bears	1-2	0-0	1-2
vs. Detroit Lions	5-0	0-0	5-0
vs. Green Bay Packers	1-3	0-0	1-3
vs. Minnesota Vikings	1-2	0-0	1-2
vs. NFC North	8-7	0-0	7-7
vs. NFC	40-35-1	1-1	41-36-1

CHIEFS QB ALEX SMITH'S CAREER WHEN...

Throwing one or more TD passes: 60-35-1
 Throwing two or more TD passes: 36-14
 Throwing three or more TD passes: 11-4
 Throwing four or more TD passes: 2-0
 Not throwing an INT: 61-20-1
 With a passer rating of 95.0 or more: 46-7-1
 With a passer rating of 105.0 or more: 31-2-1
 Throwing for 150 or more yards: 63-45
 Throwing for 200 or more yards: 44-28
 Throwing for 250 or more yards: 19-16

Throwing for 300 or more yards: 3-4
 Rushing for a TD: 11-2
 Attempting 20 or more passes: 74-54
 Attempting 30 or more passes: 34-35
 Attempting 40 or more passes: 4-14
 Rushing for 30 or more yards: 15-9
 Completing 15 or more passes: 65-45
 Completing 20 or more passes: 31-26
 Completing 25 or more passes: 7-12
 Completing 30 or more passes: 1-3

Throwing one or more INTs: 21-41
 Throwing two or more INTs: 3-18
 Throwing three or more INTs: 0-8
 Sacked one or more times: 68-53-1
 Sacked two or more times: 52-46-1
 Sacked three or more times: 31-34
 Sacked four or more times: 15-25
 Losing one or more fumbles: 10-15
 Losing two or more fumbles: 0-3
 With a passer rating of 90.0 or lower: 31-48

SMITH'S YEARS WITH CHIEFS

Smith ranks third in franchise history for most games started in the first five years of being with the team with 63 starts, trailing Trent Green (80) and Len Dawson (67).

CHIEFS RECORD BOOK

MOST REGULAR SEASON STARTS, QB, FIRST FIVE YEARS

1.	80	Trent Green	2001-05
2.	67	Len Dawson	1962-66
3.	63	Alex Smith	2013-17
4.	53	Bill Kenney	1981-85

Smith has won 43-of-63 games (68.3%) in his first five seasons with the club, marking the best winning percentage by any Chiefs quarterback with a minimum of 20 starts in his first five years with the club.

CHIEFS RECORD BOOK

HIGHEST REGULAR SEASON WINNING PCT. QB, FIRST FIVE YEARS WITH TEAM (MIN. 20 STARTS)

1.	68.3	Alex Smith	2013-17
2.	61.8	Len Dawson	1962-66
3.	55.0	Trent Green	2001-05
4.	45.9	Bill Kenney	1981-85



CHIEFS PASSER RATINGS

Of Chiefs quarterbacks to start at least 16 games in their Kansas City careers, Alex Smith possesses the highest quarterback rating with a 93.5 mark. Smith has started 63 regular-season games in his Chiefs career and has thrown 81 touchdowns and only 28 interceptions.

Player	Year	Rating
Alex Smith	2013-17	93.5
Trent Green	2001-06	87.3
Joe Montana	1993-94	85.0
Damon Huard	2006-08	83.3
Len Dawson	1962-75	83.2
Steve DeBerg	1988-91	81.8
Rich Gannon	1995-98	81.7
Elvis Grbac	1997-00	80.6
Dave Krieg	1992-93	80.4
Matt Cassel	2009-12	77.5
Bill Kenney	1980-88	77.0
Steve Bono	1994-96	74.3
Steve Fuller	1979-82	69.4
Mike Livingston	1968-79	63.3
Todd Blackledge	1983-87	62.0
Cotton Davidson	1960-61	61.9

ALEX SMITH OVER FIVE YEARS

Alex Smith's 43 wins rank second all-time on the Chiefs franchise list for most wins in a starting quarterback's first five seasons, trailing only Trent Green (44).

Rk.	Player	Years	Wins
1.	Trent Green	2001-05	44
2.	Alex Smith	2013-17	43
3.	Len Dawson	1962-66	40
4.	Bill Kenney	1981-85	28

ALEX SMITH COMPLETION PERCENTAGE

Through 63 regular-season games with the Chiefs, Alex Smith is the most accurate passer in Chiefs history. His 64.9 completion percentage is top among all passers with at least 700 attempts.

Rk.	Player	G	Comp.	Att.	Pct.
1.	Alex Smith	63	1,295	1,994	64.9
2.	Trent Green	88	1,720	2,777	61.9
3.	Joe Montana	25	480	791	60.7
4.	Elvis Grbac	49	897	1,548	57.9
5.	Steve DeBerg	57	934	1,616	57.8

SMART DECISION MAKER

Smith's seven interceptions on 470 pass attempts gave him a 1.49 interception percentage in 2015, ranking as the fifth-best single-season mark in franchise history.

CHIEFS RECORD BOOK, LOWEST INT. PERCENTAGE, SEASON

1.	0.41	Damon Huard (244-1)	2006
2.	0.90	Steve DeBerg (444-4)	1990
3.	1.29	Alex Smith (464-6)	2014
4.	1.37	Alex Smith (508-7)	2013
5.	1.49	Alex Smith (470-7)	2015

Smith's 1.41 Int. % from 2013-17 ranks third in the NFL for passers with over 1,000 regular-season attempts in that span.

NFL LEADERS, INT PERCENTAGE 2013-17

Rk.	Player	Team	Att.	INT	INT Pct
1.	Tom Brady	Patriots	2,341	29	1.24
2.	Aaron Rodgers	Packers	2,084	28	1.34
3.	Alex Smith	Chiefs	1,984	28	1.41
4.	Tyrod Taylor	Bills	874	14	1.60
5.	Sam Bradford	Vikings	1,378	23	1.67

THROUGH THE AIR

Smith's 328 completions in 2016 marked a single-season career-high, passing his old mark of 308 set in the 2013 season. The team record for most completions in a single season is 369, set by Trent Green in 2004.

ALEX SMITH, MOST COMPLETIONS, SINGLE SEASON

1.	328	2016
2.	308	2013
3.	307	2015
4.	303	2014
5.	273	2011

SMITH'S BIG GAME

In the Chiefs 26-10 victory over the Oakland Raiders in Week 6 of 2016, Alex Smith went 19-of-22 for 224 yards. His 86.4 completion percentage was the highest for a single game in team history (minimum 20 attempts), and it breaks his previous mark set in 2014 versus the St. Louis Rams.

Rk.	Player	Date	Opponent	Comp.	Att.	Pct.
1.	Alex Smith	10/16/16	Raiders	19	22	86.4
2.	Alex Smith	10/26/14	Rams	26	29	86.2
3.	Alex Smith	12/15/13	Raiders	17	20	85.0
4.	Alex Smith	12/04/16	Falcons	21	25	84.0
	Alex Smith	12/20/15	Ravens	21	25	84.0

BY THE NUMBERS - ALEX SMITH VS. THE NFL

Chiefs quarterback Alex Smith is in his 13th NFL season. Statistically, his best games have come against AFC East and NFC West opponents. History shows he has played particularly well against the Oakland Raiders, recording a 105.9 rating in 10 games against the club with 19 touchdowns and only four interceptions. Below is a breakdown of how Smith has fared against his opponents.

AFC West								
Team	G	Att.	Comp.	Yds.	TD	Int.	Pct.	Rtg.
Broncos	9	320	189	1984	10	6	59.1	79.6
Chargers	8	250	174	1965	11	6	69.6	97.5
Chiefs	2	67	36	324	1	3	53.7	53.3
Raiders	10	263	166	2113	19	4	63.1	105.9
Total	29	900	565	6386	41	19	62.8	90.6

AFC East								
Team	G	Att.	Comp.	Yds.	TD	Int.	Pct.	Rtg.
Bills	4	112	73	859	5	0	65.2	103.2
Dolphins	1	25	19	186	3	0	76.0	136.0
Jets	3	85	58	579	3	0	68.2	99.1
Patriots	2	61	48	616	7	0	78.7	147.0
Total	10	293	198	2240	18	0	69.6	110.6

AFC North								
Team	G	Att.	Comp.	Yds.	TD	Int.	Pct.	Rtg.
Bengals	2	75	51	587	0	0	68.0	91.4
Browns	3	82	54	527	5	1	65.9	99.0
Ravens	2	49	36	311	1	1	73.5	88.1
Steelers	5	193	117	1,245	5	2	60.6	84.0
Total	12	399	258	2,670	11	4	64.7	89.1

AFC South								
Team	G	Att.	Comp.	Yds.	TD	Int.	Pct.	Rtg.
Colts	4	102	53	552	2	6	51.9	50.1
Jaguars	3	99	56	528	4	1	56.6	80.7
Texans	5	155	96	1034	7	3	61.9	88.5
Titans	4	147	83	896	3	8	56.5	58.8
Total	16	503	288	3010	16	18	57.3	70.4

AFC Total	67	2,085	1,309	14,306	86	41	62.8	88.5
------------------	-----------	--------------	--------------	---------------	-----------	-----------	-------------	-------------

NFC East								
Team	G	Att.	Comp.	Yds.	TD	Int.	Pct.	Rtg.
Cowboys	2	60	37	402	4	1	61.7	96.7
Eagles	7	219	136	1594	8	5	62.1	86.8
Giants	3	101	62	730	4	6	61.4	71.8
Redskins	3	60	39	429	3	1	65.0	95.8
Total	15	440	274	3155	19	13	62.3	85.7

NFC North								
Team	G	Att.	Comp.	Yds.	TD	Int.	Pct.	Rtg.
Bears	3	78	46	434	2	3	59.0	66.9
Lions	5	140	89	862	6	1	63.6	92.0
Packers	4	128	72	929	7	4	56.3	84.4
Vikings	3	93	59	591	2	2	63.5	79.6
Total	15	439	266	2816	17	10	60.5	82.7

NFC South								
Team	G	Att.	Comp.	Yds.	TD	Int.	Pct.	Rtg.
Buccaneers	2	50	35	431	4	1	70.0	114.7
Falcons	3	95	59	607	2	5	62.1	65.4
Panthers	2	57	34	307	1	1	59.6	72.7
Saints	4	127	76	850	5	5	59.8	76.6
Total	11	329	204	2195	12	12	62.0	78.6

NFC West								
Team	G	Att.	Comp.	Yds.	TD	Int.	Pct.	Rtg.
49ers	1	31	17	175	2	1	54.8	79.4
Cardinals	12	332	195	2216	11	8	58.7	79.8
Rams	10	212	142	1765	7	2	66.9	99.6
Seahawks	12	303	178	1857	9	4	58.7	80.9
Total	35	878	532	5993	28	15	60.6	84.5

NFC Total	76	2,086	1,276	14,159	76	50	61.2	83.5
------------------	-----------	--------------	--------------	---------------	-----------	-----------	-------------	-------------

2016-17 DEFENSIVE NOTES

PETERS TAKES IT AWAY

Chiefs CB Marcus Peters ranked first in the NFL in interceptions through the 2015-16 seasons, owning 14 total interceptions in 31 regular-season games.

NFL, 2015-16 NFL Interception Leaders

Rk.	Player	G	INT.	Yards	Avg.	Long	TD
1.	Marcus Peters	31	14	343	24.5	90t	2
2.	Reggie Nelson	32	13	189	14.5	40	0
3.	Kurt Coleman	30	11	146	13.3	37	2
4.	D. Rodgers-Cromartie	30	9	100	11.1	58	1

PETERS CONTINUES TO SHINE

Coming off of a rookie campaign which garnered Defensive Rookie of the Year honors in 2015, Chiefs CB Marcus Peters picked up right where he left off in 2016. The second-year corner ranked tied-second in the league with six interceptions through Week 17 of the 2016 season.

Rk.	Player	Team	G	Int.	Int. Yards	Avg.
1.	Casey Hayward	SD	16	7	102	14.6
2t.	Marcus Peters	KC	15	6	63	10.5
	Quintin Demps	HOU	13	6	54	9.0
	D. Rodgers-Cromartie	NYG	15	6	28	4.7



PETERS NO FLY ZONE - PASSES DEFENSED

CB Marcus Peters, now in his third year with the Chiefs, ranked among the NFL's best in defending the pass in 2016. Peters ranked first in the league in passes defended with 46 through the 2015-16 seasons.

NFL Statistics, 2015-16 NFL Passes Defended Leaders

Rk.	Player	G	PD	Int	TD
1.	Marcus Peters	31	46	14	2
2.	David Amerson	31	42	6	1
3.	Brent Grimes	31	38	8	1
4.	Josh Norman	32	37	7	2

GET YOUR HANDS DIRTY

Getting after the opposing quarterback has been a point of pride for the Kansas City Chiefs. The Chiefs totaled 47.0 team sacks in 2015. The Chiefs had 28.0 sacks in 2016 by 11 different players. The Chiefs have 9.0 this season (Justin Houston 3.0, Chris Jones 3.0, Allen Bailey 1.0, Bennie Logan 1.0, Dee Ford 1.0).

Dee Ford (10.0)	Derrick Johnson (1.0)
Justin Houston (4.0)	Daniel Sorensen (1.0)
Tamba Hali (3.5)	Frank Zombo (1.0)
Chris Jones (2.0)	Kendall Reyes (1.0)
Dontari Poe (1.5)	Rakeem Nunez-Roches (0.5)
Jaye Howard (1.0)	Team Sack (1.0)



2016 RED ZONE TAKEAWAYS

The Chiefs defense led the NFL in red zone takeaway percentage. In 53 red zone opportunities, Kansas City forced eight turnovers in 2016.

Rk.	Team	Drives	Takeaways	%RZ Takeaways
1.	KC	53	8	15.1
2.	BAL	47	5	10.6
3.	SD	66	6	9.1
4t.	BUF	57	5	8.8
	PIT	57	5	8.8

2016 POINTS OFF TURNOVERS

In 2016, the Chiefs scored 105 of their 389 total points (27.0%) off turnovers, which ranked third in the league.

2016 NFL Team Leaders, Takeaway Points

Rk.	Team	Takeaways	Takeaway Points	Total Points	% of Points off Takaway
1.	DEN	27	117	333	35.1
2.	ARI	28	108	418	25.8
3.	KC	33	105	389	27.0
4.	CAR	27	95	369	25.7
5.	NE	23	93	441	21.1

CHIEFS TAKEAWAYS UNDER REID

Dating back to 2013 when Chiefs Head Coach Andy Reid arrived in Kansas City, the Chiefs defense ranks first in the AFC and fourth in the NFL when it comes to forcing opponent turnovers, tallying 114 total takeaways.

Rk.	Team	G	Takeaways
1.	CAR	66	124
2.	ARI	66	118
3.	PHI	66	115
4.	KC	66	114
5.	TB	66	112

INTS SINCE 2013

The Chiefs rank third in the AFC and tied- fifth in the NFL with 68 interceptions since 2013.

Rk.	INTs	Team
1.	79	Cincinnati Bengals
2.	76	Carolina Panthers
3t.	73	Buffalo Bills
	73	Arizona Cardinals
5t.	68	Kansas City Chiefs
	68	Seattle Seahawks

FEWEST YARDS PER PASS ATTEMPT ALLOWED

In the past five seasons, the Chiefs have allowed just under seven yards per pass attempt. They rank sixth in the NFL and fifth in the AFC.

Rk.	YPA	Team
1.	6.25	Denver Broncos
2.	6.45	Cincinnati Bengals
3.	6.48	Seattle Seahawks
4.	6.67	Houston Texans
5.	6.78	Buffalo Bills
6.	6.80	Kansas City Chiefs

PASSES DEFENSED

Since 2013, the club ranks first in the NFL for most passes defended with 380 passes defended.

Rk.	Team	PD
1.	Kansas City Chiefs	380
2.	Cincinnati Bengals	373
3.	Denver Broncos	365

2016-17 DEFENSIVE NOTES

SACKS SINCE 2013

Since 2013, Defensive Coordinator Bob Sutton's unit ranks third in the AFC and fourth in the NFL for most sacks with 177.0 QB takedowns.

Rk.	Team	Sacks
1.	Carolina Panthers	198.0
2.	Denver Broncos	179.0
3.	Buffalo Bills	178.0
4.	Kansas City Chiefs	177.0
5.	New England Patriots	175.0

POINTS PER GAME ALLOWED

Dating back to 2013, Kansas City's defense ranks second in the NFL in allowing opposing teams to score just 18.7 points per game.

Rk.	Team	PPG
1.	Seattle Seahawks	16.4
2.	Kansas City Chiefs	18.7
3.	Cincinnati Bengals	19.3
4.	New England Patriots	19.4
5.	Carolina Panthers	20.2



JOHNSON MOVES UP CAREER TACKLE CHART

In the Chiefs Monday Night Football game at Green Bay on Sept. 28, 2015, LB Derrick Johnson recorded eight solo tackles and became the first player in franchise history to record 1,000 career tackles. Johnson now owns 1,201 career stops, which places him atop the franchise's history book in the tackle category, passing Chiefs Hall of Fame LB Gary Spani's former record of 999 tackles. In 2011, Johnson set a Chiefs single-season record with 179 tackles (131 solo). In 2010, 2011, 2012, 2013, 2015 and 2016, Johnson led the team in total tackles.

CHIEFS RECORD BOOK, TACKLES, CAREER

Rk.	Player	Tackles
1.	Derrick Johnson	1,201
2.	Gary Spani	999
3.	Art Still	992
4.	Deron Cherry.....	927
5.	Donnie Edwards.....	883

JOHNSON'S 100 TACKLE SEASONS

Year	Tackles	Solo	Assists	Team Rank
2005	110	87	23	Third
2007	107	91	16	Third
2010	147	107	40	First
2011	179	131	48	First
2012	125	110	15	First
2013	107	95	12	First
2015	116	95	21	First
2016	90	70	20	First

RUSHING TOUCHDOWNS ALLOWED

In the past five seasons, the Chiefs have allowed a league-low 33 rushing touchdowns.

Rk.	Team	Rushing TDs Allowed
1t.	Kansas City Chiefs	33
	New England Patriots	33
3.	Baltimore Ravens	35
4.	New York Jets	38
5.	Seattle Seahawks	39



OPPONENT COMPLETION PERCENTAGE

Dating back to 2013, Kansas City's pass defense is allowing opposing quarterbacks to complete just 57.4 percent of passes, ranking first in the NFL.

Rk.	Comp. %	Team
1.	57.4	Kansas City Chiefs
2.	58.4	Buffalo Bills
3.	59.2	Denver Broncos
4.	59.4	Houston Texans
5.	60.0	New England Patriots

OPPONENT PASSER RATING

Since 2013, the Chiefs are holding opposing teams to an 80.0 passer rating, placing them fourth in the AFC and fifth in the NFL.

Rk.	Passer Rtg	Team
1.	76.6	Seattle Seahawks
2.	77.9	Cincinnati Bengals
3.	79.2	Denver Broncos
4.	79.3	Buffalo Bills
5.	79.9	Kansas City Chiefs

SACK CITY

Chiefs linebackers Tamba Hali and Justin Houston take pride in their abilities in getting after the opposing team's quarterback. The two have combined for 152.5 total sacks. Hali passed Neil Smith for second in team history in that category. Below is a breakdown of how each player has fared against each opponent and opposing QBs.



Hali Sacks by QB

Quarterback	Sacks
Philip Rivers	13.5
Kyle Orton	6.0
Alex Smith	4.5
Ryan Fitzpatrick	4.5
Aaron Rodgers	4.0
Jason Campbell	3.5
Joe Flacco	3.0
Eli Manning	3.0
Peyton Manning	3.0
Terrelle Pryor	2.5
Case Keenum	2.5
Robert Griffin III	2.0
Kelly Holcomb	2.0
Donovan McNabb	2.0
Brandon Weeden	2.0
Tom Brady	2.0
Landry Jones	2.0
Brett Favre	1.5
Jake Plummer	1.5
Andrew Luck	1.5
Kyle Boller	1.0
Todd Bouman	1.0
Derek Carr	1.0
Kellen Clemens	1.0
Kerry Collins	1.0
Daunte Culpepper	1.0
Andy Dalton	1.0
Josh Freeman	1.0
David Garrard	1.0
Caleb Hanie	1.0
Matt Leinart	1.0
Brandon Marshall	1.0
Mark Sanchez	1.0
Trevor Siemian	1.0
Michael Vick	1.0
Andrew Walter	1.0
Ryan Tannehill	1.0
Russell Wilson	1.0
Tyrod Taylor	1.0
Brock Osweiler	1.0
Trevor Siemian	1.0
Matt Ryan	1.0
Carson Palmer	0.5
JaMarcus Russell	0.5
Vince Young	0.5
Matthew Stafford	0.5

Hali Sacks By Team

Team	Sacks
San Diego	13.5
Denver	10.5
Oakland	9.5
Buffalo	4.5
Green Bay	4.5
San Francisco	4.5
Minnesota	4.0
Baltimore	3.0
Indianapolis	3.5
N.Y. Giants	3.0
N.Y. Jets	3.0
Washington	3.0
Houston	3.5
Tennessee	2.5
Cleveland	2.0
Jacksonville	2.0
New England	2.0
Pittsburgh	2.0
Cincinnati	1.5
Atlanta	1.0
Arizona	1.0
Chicago	1.0
Philadelphia	1.0
Tampa Bay	1.0
Miami	1.0
Seattle	1.0
Detroit	0.5



Houston Sacks by QB

Quarterback	Sacks
Michael Vick	6.5
Peyton Manning	5.0
Philip Rivers	5.0
Tom Brady	3.0
Drew Brees	3.0
Caleb Hanie	3.0
Blaine Gabbert	3.0
Austin Davis	3.0
Trevor Siemian	3.0
Derek Carr	2.0
Joe Flacco	2.0
Jake Locker	2.0
Drew Stanton	2.0
Ben Roethlisberger	2.0
Matt Ryan	2.0
Tim Tebow	1.5
Matthew Stafford	1.5
Carson Wentz	1.0
Mark Sanchez	1.0
Cam Newton	1.0
Ryan Fitzpatrick	1.0
Terrelle Pryor	1.0
Jason Campbell	1.0
Ryan Tannehill	1.0
Jimmy Garoppolo	1.0
Colin Kaepernick	1.0
Brian Hoyer	1.0
Teddy Bridgewater	1.0
Brock Osweiler	2.0
Case Keenum	0.5

Houston Sacks by Team

Team	Sacks
Denver	11.5
Philadelphia	5.5
San Diego	5.0
New England	4.0
Oakland	3.0
Tennessee	3.0
Chicago	3.0
New Orleans	3.0
Jacksonville	3.0
St. Louis	3.0
N.Y. Jets	3.0
Baltimore	2.0
Arizona	2.0
Pittsburgh	2.0
Atlanta	2.0
Houston	1.5
Detroit	1.5
Carolina	1.0
Cleveland	1.0
Miami	1.0
San Francisco	1.0
Minnesota	1.0

HOUSTON WE HAVE A PROBLEM

LB Justin Houston owns seven 3.0-plus sack games in his career. Houston has recorded 63.0 sacks in 77 career games played, averaging over a half sack per game (0.82).

Date	Opponent	Opposing QB	Result	Total
12/4/11	@ Chicago	Caleb Hanie	W, 10-3	3.0 (-15.0 yds)
9/23/12	@ New Orleans	Drew Brees	W, 27-24 OT	3.0 (-25.0 yds)
9/8/13	@ Jacksonville	Blaine Gabbert	W, 28-2	3.0 (-27.0 yds.)
9/19/13	@ Philadelphia	Michael Vick	W, 26-16	4.5 (-28.0 yds.)
10/26/14	vs. St. Louis	Austin Davis	W 34-7	3.0 (-17.0 yds.)
12/28/14	vs. San Diego	Philip Rivers	W 19-7	4.0 (-21.0 yds.)
11/28/16	@ Denver	Trevor Siemian	W, 30-27 OT	3.0 (-17.0 yds)

2016-17 DEFENSIVE NOTES

JUSTIN HOUSTON BY THE NUMBERS

LB Justin Houston has 18 career multi-sack games, including a career-high six such performances in 2014.

CHIEFS RECORD BOOK MOST MULTI-SACK GAMES, CAREER

1.	27	Derrick Thomas	1989-99
2.	20	Tamba Hali	2006-17
3.	19	Neil Smith	1988-96
4.	18	Justin Houston	2011-17
5.	13	Jared Allen	2004-07

Since 2011 (Houston's first NFL season), he trails only Houston's J.J. Watt, Denver's Von Miller and Miami's Cameron Wake for most QB takedowns.

NFL LEADERS SACKS, SINCE 2011 (HOUSTON'S FIRST NFL SEASON)

1.	76.0	J.J. Watt	Houston
2.	75.5	Von Miller	Denver
3.	63.0	Justin Houston	Kansas City
4.	62.0	Cameron Wake	Miami
5.	60.0	Ryan Kerrigan	Washington

HOUSTON IN NFL RECORD BOOK

Justin Houston's franchise record 22.0 sacks in 2014 was just 0.5 sack shy of Michael Strahan's NFL record 22.5 set in 2001. Houston's 22.0 sacks tie him with four other players, including Pro Football Hall of Famers Reggie White and Chris Doleman.

Rk.	Player	Year	Sacks
1.	Michael Strahan*	2001	22.5
2t.	Justin Houston	2014	22.0
	Jared Allen	2011	22.0
	Chris Doleman*	1989	22.0
	Reggie White*	1987	22.0
	Mark Gastineau	1984	22.0

*Pro Football Hall of Famer

WHERE HE RANKS IN CHIEFS HISTORY

In 2014, Justin Houston broke the Chiefs franchise record for sacks in a single season with 22.0. Houston's 22.0 sacks were two more than Pro Football Hall of Famer Derrick Thomas' 20.0 more than two decades prior in 1990.

Rk.	Player	Year	Sacks
1.	Justin Houston	2014	22.0
2.	Derrick Thomas*	1990	20.0
3.	Jared Allen	2007	15.5
4.	Neil Smith	1993	15.0
5t.	Tamba Hali	2010	14.5
	Neil Smith	1992	14.5
	Art Still	1984	14.5
	Derrick Thomas*	1992	14.5

*Pro Football Hall of Famer



CHIEFS DEFENSE NO STRANGER TO END ZONE

In 2016, KC's defense found the end zone four times. The Chiefs found the end zone six times on defense in 2015. In 2014, the Chiefs had one returned TD on defense. In 2013, the Chiefs defense found the end zone six times. Below is a look at Kansas City's most recent defensive touchdowns.

Kansas City is 104-26-1 (.798) in games with a defensive touchdown.

Most Recent Defensive Scores

Date	Opponent	Defensive Score	Result
12/4/16	@ ATL	S Eric Berry 37-yd INT return	W, 29-28
11/13/16	@ CAR	S Eric Berry 42-yd INT return	W, 20-17
10/23/16	NO	S Daniel Sorensen 48-yd INT return	W, 27-21
9/25/16	NYJ	LB Derrick Johnson 55-yd INT return	W, 24-3
12/20/15	@ Bal	CB Marcus Peters 90-yd INT return	W, 34-14
12/20/15	@ Bal	S Tyvon Branch 73-yd fumble return	W, 34-14
12/6/15	@ Oak	S Tyvon Branch 38-yd INT return	W, 34-20
11/22/15	SD	LB Justin Houston 17-yd INT return	W, 33-3
10/11/15	CHI	LB Ramik Wilson FR in endzone	L, 18-17
9/17/15	DEN	CB Marcus Peters 55-yd INT return	L, 31-24
9/29/14	NE	S Husain Abdullah 39-yd INT return	W, 41-14
12/15/13	@ Oak	S Eric Berry 47-yard INT return	W, 56-31
11/3/13	@ Buf	LB Tamba Hali 11-yard fumble return	W, 23-13
11/3/13	@ Buf	CB Sean Smith 100-yd INT return	W, 23-13
10/13/13	OAK	S Husain Abdullah 44-yd INT return	W, 24-7
9/19/13	@ Phi	S Eric Berry 38-yd INT return	W, 26-16
9/8/13	@ Jax	LB Tamba Hali 10-yd INT return	W, 28-2
9/23/12	@ NO	LB Justin Houston safety (Drew Brees)	W, 27-24OT
10/23/11	@ Oak	CB Brandon Flowers 58-yd INT return	W, 28-0
10/23/11	@ Oak	S Kendrick Lewis 59-yd INT return	W, 28-0
12/26/10	TEN	S Eric Berry 54-yd INT return	W, 34-14
10/24/10	JAX	LB Derrick Johnson 15-yd INT return	W, 42-20
9/19/10	@ Cle	CB Brandon Flowers 33-yd INT return	W, 16-14
1/3/10	@ Den	LB Derrick Johnson 60-yd INT return	W, 44-24
1/3/10	@ Den	LB Derrick Johnson 45-yd INT return	W, 44-24
10/18/09	@ Was	LB Tamba Hali safety (Todd Collins)	W, 14-6

HALI'S SACK STATS

LB Tamba Hali has 89.5 sacks (-591.5 yards) for his career to rank second in franchise history. He owns 20 career multi-sack games.

CHIEFS RECORD BOOK: MOST SACKS, CAREER

Rk.	Sacks	Player	Years
1.	126.5	Derrick Thomas	1989-99
2.	89.5	Tamba Hali	2006-17
3.	85.5	Neil Smith	1988-96
4.	73.0	Art Still	1978-87
5.	63.0	Justin Houston	2011-17

CHIEFS DEFENSIVE / SPECIAL TEAMS NOTES



CHIEFS EXCEL WHEN SACKING THE QB

The Chiefs and Defensive Coordinator Bob Sutton have placed an emphasis on putting pressure on opposing quarterbacks. The Chiefs have recorded 6.0 or more team sacks 59 times in team history. In those 59 games, Kansas City has a 53-5-1 (.907) record and has outscored its opponents 1,729-719.

Record When Recording 6.0 or More Team Sacks

Date	Opponent	Sacks	Yds	Result
12/4/1960	Houston	7.0	54	W, 24-0
12/18/1960	Buffalo	6.0	37	W, 24-7
9/23/1962	@ Oakland	6.0	67	W, 26-16
12/8/1963	Denver	6.0	47	W, 52-21
12/14/1963	Boston	6.0	54	W, 35-3
11/8/1964	Oakland	7.0	65	W, 42-7
10/31/1965	Oakland	6.0	62	W, 14-7
10/8/1967	Miami	7.0	77	W, 41-0
9/28/1968	@ Miami	6.0	55	W, 48-3
11/10/1968	@ Cincinnati	6.0	35	W, 16-9
12/8/1968	@ San Diego	6.0	61	W, 40-3
12/14/1968	@ Denver	7.0	78	W, 30-7
10/26/1969	Cincinnati	6.0	23	W, 42-22
11/2/1969	@ Buffalo	9.0	93	W, 29-7
9/28/1970	@ Baltimore	7.0	73	W, 44-24
12/6/1970	Denver	6.0	45	W, 16-0
10/1/1972	@ Denver	8.0	63	W, 45-24
11/12/1973	Chicago	6.0	64	W, 19-7
12/2/1973	Cleveland	7.0	50	T, 20-20
9/23/1979	Oakland	7.0	55	W, 35-7
10/5/1980	@ Oakland	6.0	54	W, 31-17
11/13/1983	Cincinnati	7.0	49	W, 20-15
11/27/1983	@ Seattle	6.0	40	L, 48-51 (OT)
9/30/1984	Cleveland	11.0	78	W, 10-6
12/8/1985	Atlanta	7.0	53	W, 38-10
9/21/1986	Houston	7.0	42	W, 27-13
9/23/1990	@ Green Bay	6.0	35	W, 17-3
10/7/1990	@ Indianapolis	7.0	62	L, 19-23
11/11/1990	Seattle	9.0	70	L, 16-17
12/2/1990	@ New England	6.0	44	W, 37-7
10/7/1991	Buffalo	6.0	43	W, 33-6
11/17/1991	Denver	6.0	47	L, 20-24
10/11/1992	Philadelphia	6.0	39	W, 24-17
11/8/1992	San Diego	6.0	56	W, 16-14
12/27/1992	Denver	6.0	56	W, 42-20
10/3/1993	LA Raiders	6.0	46	W, 24-9
10/17/1994	@ Denver	6.0	30	W, 31-28
10/1/1995	@ Arizona	7.0	68	W, 24-3
9/15/1996	@ Seattle	7.0	18	W, 35-17
11/16/1997	Denver	6.0	38	W, 24-22
12/7/1997	Oakland	6.0	45	W, 30-0
12/14/1997	@ San Diego	7.0	34	W 29-7
9/6/1998	Oakland	10.0	58	W, 28-8
12/26/1998	@ Oakland	6.0	44	W, 31-24
9/17/2000	San Diego	6.0	31	W, 42-10
11/26/2000	@ San Diego	6.0	28	L, 16-17
12/10/2000	Carolina	6.0	18	W, 15-14
12/8/2002	St. Louis	7.0	49	W, 49-10
12/4/2011	Chicago	7.0	45	W, 10-3
9/8/2013	@ Jacksonville	6.0	50	W, 28-2
9/19/2013	@ Philadelphia	6.0	34	W, 26-16
10/13/2013	Oakland	9.0	63	W, 24-7
12/8/2013	@ Washington	6.0	31	W, 45-10
10/26/2014	St. Louis	7.0	44	W, 34-7
12/28/2014	San Diego	7.0	42	W, 19-7
11/1/2015	Detroit	6.0	32	W, 45-10
1/3/2016	Oakland	6.0	37	W, 23-17
10/30/2016	@ Indianapolis	6.0	38	W, 30-14
9/17/2017	Philadelphia	6.0	34	W, 27-20

KICK RETURN RECORD

The NFL record for highest kickoff return average in a single season was previously 29.4, set by the 1972 Chicago Bears. Under Special Teams Coordinator Dave Toub, the Chiefs took over the the top mark in NFL history in 2013 averaging 29.9 yards per return.

NFL RECORD BOOK - KICKOFF RETURN AVERAGE, SEASON

Rk.	Team	Avg.	Year
1.	Kansas City	29.9	2013
2.	Chicago	29.4	1972
3.	Pittsburgh	28.9	1952
4t.	Baltimore	28.3	2014

SANTOS GOES LONG

K Cairo Santos owns seven career field goals of 50 or more yards, the fourth-best mark in franchise history. He needs three more 50+ yard field goals to pass K Ryan Succop for third place in franchise history.

Chiefs Record Book, Most Field Goals, 50 or More Yards, Career

Rk.	Kicker	50+ Yard FGs	Years
1.	Nick Lowery	20	1980-93
2.	Jan Stenerud	12	1967-79
3.	Ryan Succop	9	2009-13
4.	Cairo Santos	7	2014-17
5.	Lawrence Tynes	6	2004-06

COLQUITT PINS OPPONENTS

Chiefs P Dustin Colquitt finished tied for first in the NFL for most punts inside the 20-yard line with 35 in 2013. Colquitt set a personal single-season career high, a team record and was one punt shy of tying an NFL record for most punts inside the 20 with 45 in 2012. In 2014, 30 of his 66 punts landed inside the 20. He had 37 in 2015. In 2016, he landed 37 inside the 20. Colquitt has five inside the 20 this season.

He is the Chiefs all-time leader in punts inside the 20 with 396, which is over three times as many as the next closest player in team history.

NFL RECORD BOOK: PUNTS INSIDE 20, SINGLE SEASON

Rank	Inside 20	Player	Year
1.	51	Johnny Hekker	2016
2.	46	Dave Zastudil (ARI)	2012
3.	45	Dustin Colquitt (KC)	2012
4t.	42	Ben Graham (ARI)	2009

CHIEFS RECORD BOOK: PUNTS INSIDE 20, CAREER

Rank	Inside 20	Player	Years
1.	396	Dustin Colquitt	2005-17
2.	117	Louie Aguiar	1994-98
3.	62	Bryan Barker	1990-93
4.	58	Jim Arnold	1983-85



SPECIAL TEAMS/MISC. NOTES

QUALITY SPECIAL TEAMS PLAY

Over the past five seasons (2013-17) under Special Teams Coordinator Dave Toub, the Chiefs special teams units have performed consistently. In fact, over the five-year span, the club leads the league in kick return average and punt return average. Additionally, the Chiefs have a combined nine return touchdowns, which ranks tied-first in the league.

Rk.	Team	KR	Yds.	Avg.	TDs
1.	Minnesota	201	5,071	25.2	5
2t.	Kansas City	177	4,655	26.3	4
	Philadelphia	134	3,248	24.2	4
4t.	Baltimore	144	3,733	25.9	2
	Washington	159	3,463	21.8	2

Rk.	Team	PR	Yds.	Avg.	TDs
1.	Kansas City	199	2,265	11.4	5
2t.	Los Angeles Rams	175	1,568	9.0	4
	Minnesota	120	1,320	11.0	4
	Philadelphia	126	1,401	11.1	4
5.	Detroit	123	1,179	9.6	3

Rk.	Team	PR TDs	KR TDs	Tot TDs
1t.	Kansas City	5	4	9
	Minnesota	4	5	9
3.	Philadelphia	4	4	8
4t.	Baltimore	2	2	4
	Detroit	3	1	4
	Los Angeles Rams	4	0	4

COLQUITT INSIDE THE 20

Dating back to 2005, Chiefs P Dustin Colquitt leads all NFL punters in pinning opponents inside the 20. His current mark of 396 stands as a Chiefs franchise record.

Rk.	Player	TM	Punts	Avg	In. 20	Net Avg.
1.	Dustin Colquitt	KC	977	44.8	396	39.6
2.	Donnie Jones	Phi	1,025	45.7	339	39.6
3.	Shane Lechler	Hou	1006	48.0	327	39.9
4.	Sam Koch	Bal	873	45.2	323	39.5
5.	Andy Lee	Ari	960	46.8	319	40.0



THE DOCTOR IS IN THE HOUSE

To some, playing in the National Football League is the second-most impressive accomplishment on Laurent Duvernay-Tardif's resume.

Duvernay-Tardif, a practicing medical student, was finishing his third year of med school at McGill University in Montreal at the time of the 2014 NFL Draft. With hopes of being selected on the second night, Duvernay-Tardif was unable to follow along live. Not that he didn't want to, he was just preoccupied in the ER assisting an emergency C-section for a premature newborn.

Though he wasn't selected on that second night, the Chiefs eventually used the 200th overall pick to acquire Duvernay-Tardif in the sixth round.

While spending much of his rookie season learning from the sidelines, Duvernay-Tardif appeared in 16 games while starting 13 in 2015 and 14 in 2016. His offseasons are spent back in Montreal at various hospitals on rotations, where patients have begun to recognize the Canadian standout.

While football remains his number one priority right now, Duvernay-Tardif plans to finish medical school next offseason and someday pursue his medical goals of specializing as an Emergency Room doctor.



COACH REID HITS MILESTONE 300 GAMES

Chiefs Head Coach Andy Reid coached his 300th career game, regular season and postseason combined, on Sunday, Oct. 23, 2016 against the Saints at Arrowhead Stadium. The Chiefs won 27-21. There have been more than 400 head coaches in NFL history and only 14 of them have had the longevity to reach the 300+ mark. Below is the all-time list of NFL head coaches to reach that milestone. Reid has won 186 of his 313 games (tied once) thus far (.596).

Head Coaches in NFL to Reach 300+ Games

Bill Belichick
 Tom Coughlin
 Jeff Fisher
 George Halas
 Chuck Knox
 Curly Lambeau
 Tom Landry
 Chuck Noll
 Bill Parcells
 Dan Reeves
 Marty Schottenheimer
 Mike Shanahan
 Don Shula
Andy Reid

Reid is the second active head coach to join this list behind Belichick. Of the 14 head coaches above, six are in the Pro Football Hall of Fame (Halas, Lambeau, Landry, Noll, Parcells and Shula).

2017 OFFSEASON NOTES

BERRY AND HILL HONORED BY CHIEFS

After the season, the club announced safety Eric Berry was named the winner of the club's Derrick Thomas Award and wide receiver/return specialist Tyreek Hill earned the team's Mack Lee Hill Award for the 2016 season.

This marks Berry's third postseason recognition after being awarded the Derrick Thomas Award last season alongside quarterback Alex Smith as well as earning the Mack Lee Hill Award after his rookie season in 2010. Both honors were voted on by all Chiefs players and were officially presented at the 47th annual 101 Awards.

The Derrick Thomas Award serves as the team's vote for most valuable player and the Mack Lee Hill Award is given to the club's top rookie performer.

CHIEFS' ERIC BERRY SIGNS EXTENSION

The Kansas City Chiefs announced on Feb. 28 that safety Eric Berry signed a long-term contract.

"I'm very happy for Eric and his family. He has put in the hard work and preparation, and is without question one of the backbones of our defense and a team leader. He's a special player and an exceptional human being." - Head Coach Andy Reid.

Berry (6-0, 212) has compiled 429 tackles (361 solo), 28 tackles for loss, 5.5 sacks, 14 quarterback pressures, three forced fumbles, 14 interceptions and five defensive touchdowns in his six seasons with the Chiefs. In five career postseason contests (five starts), Berry has recorded 36 total tackles (28 solo), six passes defended, one forced fumble and two interceptions. The Fairburn, Ga., native originally entered the NFL as the Chiefs first-round pick (fifth overall) in the 2010 NFL Draft.

CHIEFS SIGN DT BENNIE LOGAN

The Kansas City Chiefs announced on March, 14, that the club signed defensive tackle Bennie Logan.

Logan (6-2, 315) has played in 59 games (51 starts) in four NFL seasons with the Philadelphia Eagles (2013-16). His career numbers include 121 tackles (78 solo), 27 tackles for loss and 14 quarterback pressures. He has 5.5 sacks along with three forced fumbles and two fumble recoveries. Logan was originally drafted in the third round (67th overall) of the 2013 NFL Draft by the Eagles.

CHIEFS EXTEND THREE KEY PLAYERS

The club extended the contracts of three key contributors from 2016: Guard Laurent Duvernay-Tardif, safety Daniel Sorensen, and long snapper James Winchester.

Duvernay-Tardif (6-5, 321) has played in 30 games (27 starts) in three NFL seasons with the Kansas City Chiefs (2015-16). He originally entered the NFL as a sixth-round draft pick (200th overall) of the Chiefs in the 2014 NFL Draft. The Canadian-born Duvernay-Tardif became just the second player out of McGill to be selected in the NFL Draft.

Sorensen (6-2, 208) has played in 41 games (one start) in three NFL seasons with the Chiefs (2014-16). His career numbers include 70 tackles (61 solo), five tackles for loss, 2.0 sacks (-15.0 yards), two forced fumbles and three fumble recoveries. He owns three career interceptions, all occurring during the 2016 season, including a pick-six against the Saints on Oct. 23. On special teams, Sorensen has recorded 23 tackles (20 solo), finishing among the team's top-five special teams tacklers in all three seasons.

The Riverside, California, native, originally entered the NFL as an undrafted rookie with the Chiefs in May of 2014. He played collegiately at BYU.

Winchester (6-3, 240) is a third-year long snapper with Kansas City in 2017. He originally entered the NFL as a free agent with the Philadelphia Eagles in 2013 and has started the last two years for the Chiefs. He logged his first career fumble recovery at Denver in Week 12 of the 2016 season coming off a Denver muffed punt return.

COACHING STAFF CHANGES

The club continued to add to the coaching staff by hiring Greg Lewis to serve as the team's wide receivers coach, Mike Kafka as the Offensive Quality Control Coach and Rod Wilson as the Assistant Special Teams coach.

Lewis joins the Chiefs after spending last season as the Philadelphia Eagles Wide Receivers Coach (2016).

Kafka joins the Chiefs coaching staff after six seasons as an NFL quarterback with the Philadelphia Eagles (2010-12), New England Patriots (2013), Jacksonville Jaguars (2013), Tampa Bay Buccaneers (2014), Minnesota Vikings (2015), Tennessee Titans (2015) and Cincinnati Bengals (2015).

Wilson joins the Chiefs coaching staff after his stint as the linebackers coach at Furman University. Prior to coaching at Furman, he spent four years at Charleston Southern as the inside linebackers coach. Wilson transitioned into coaching after a six-year NFL playing career with the Chicago Bears (2005-08 and 2011), Tampa Bay Buccaneers (2008-10) and Jacksonville Jaguars (2010).

Additionally, this offseason, the club promoted Brad Childress to Assistant Head Coach after serving as co-offensive coordinator for the last four seasons. After serving as Co-Offensive Coordinator in 2016, Matt Nagy was named the lone Offensive Coordinator for 2017.

CHIEFS NAME VEACH GM

Chairman and CEO Clark Hunt and the Kansas City Chiefs announced on July 10 that the club had named Brett Veach the seventh General Manager in franchise history.

"After a comprehensive search process, I am pleased to announce that we have hired Brett Veach to serve as the next General Manager of the Kansas City Chiefs," Chairman and CEO Clark Hunt said. "Brett has a sharp football mind, a tremendous work ethic and a keen eye for finding talent. Over the last four seasons he's played a critical role in building our football team. I look forward to working with him to continue to build on the strong foundation we have in place."

Veach enters his first season as an NFL General Manager and his 11th year in the National Football League. He will report directly to Hunt on all player personnel matters. Prior to being elevated, he previously served as the Chiefs Co-Director of Player Personnel.

Veach is entering his fifth season with the Chiefs after originally joining the club in 2013. He was promoted to Co-Director of Player Personnel prior to the 2015 season after serving two seasons as the club's Pro and College Personnel Analyst (2013-14). He joined the Chiefs after spending six years with the Philadelphia Eagles (2007-12).



CHIEFS MISCELLANEOUS NOTES

OWNERSHIP OF 50+ YEARS

The Chiefs are one of only six current NFL franchises that have been owned by the same individual family for over 50 years.

<u>Ownership</u>	<u>Franchise</u>	<u>Years</u>
Halas Family	Chicago Bears	96
Bidwill Family	Arizona Cardinals	85
Rooney Family	Pittsburgh Steelers	84
Hunt Family	Kansas City Chiefs	58
Adams Family	Tennessee Titans	58
Ford Family	Detroit Lions	54



THE FIRST LADY OF FOOTBALL

Norma Hunt continues to play an integral part of the Chiefs in Kansas City. She owns the distinction of being the only woman known to have attended all 51 Super Bowls and was selected to preside over the coin toss at Super Bowl XLI along with Pro Football Hall of Fame quarterback Dan Marino. She is involved in numerous philanthropic and civic efforts in Kansas City and Texas. Her late husband, Lamar Hunt, was the guiding force behind the formation of the Kansas City Chiefs and the American Football League and was inducted into the Pro Football Hall of Fame in 1972. He, with the help of his family, coined the term "Super Bowl."

Hunt, along with her daughter-in-law Tavia Hunt (wife of Chiefs Chairman & CEO Clark Hunt), participate in the NFL Women's Apparel advertising campaigns. The Hunts have been featured alongside other female NFL leaders such as Charlotte Jones Anderson (Dallas Cowboys Executive Vice President/Chief Brand Officer and NFL Foundation chair), Suzanne Johnson (wife of New York Jets owner Woody Johnson) and Tanya Snyder (wife of Washington Redskins owner Dan Snyder).



BY THE NUMBERS

2

Super Bowl appearances

4

AFL Championship appearances

9

Division championships

458

Franchise wins including Postseason

11

Pro Football Hall of Famers

47

Chiefs Hall of Famers

211

Number of Chiefs wins vs. AFC West opponents, the most of any other AFC West team in inter-division affairs

10

Retired Chiefs numbers

58

The club is in its 58th season of existence

82,893

Largest crowd (regular season)

142.2

Highest decibel level at Arrowhead Stadium

186

Games won by Head Coach Andy Reid

1,201

Number of tackles by Chiefs LB Derrick Johnson, a franchise high for career tackles

28,465

Career Passing Yards by Chiefs QB Alex Smith

46

Seasons at Arrowhead Stadium

CHIEFS ALL-TIME YEAR-BY-YEAR RESULTS

YEAR	PRESEASON	REG. SEASON	PLAYOFFS
1960	6-0	8-6	0-0
1961	4-1	6-8	0-0
1962	2-3	11-3	1-0
1963	3-2	5-7-2	0-0
1964	4-1	7-7	0-0
1965	3-2	7-5-2	0-0
1966	4-0	11-2-1	1-1 (S.B. loss)
1967	4-1	9-5	0-0
1968	4-1	12-2	0-1
1969	6-0	11-3	3-0 (S.B. win)
1970	4-3	7-5-2	0-0
1971	4-1-1	10-3-1	0-1
1972	5-2	8-6	0-0
1973	2-4	7-5-2	0-0
1974	3-3	5-9	0-0
1975	3-3	5-9	0-0
1976	2-4	5-9	0-0
1977	3-3	2-12	0-0
1978	2-2	4-12	0-0
1979	3-1	7-9	0-0
1980	3-1	8-8	0-0
1981	1-3	9-7	0-0
1982	2-1-1	3-6	0-0
1983	2-2	6-10	0-0
1984	1-3	8-8	0-0
1985	3-1	6-10	0-0
1986	2-2	10-6	0-1
1987	4-1	4-11	0-0
1988	2-1-1	4-11-1	0-0
1989	1-3	8-7-1	0-0
1990	1-3	11-5	0-1
1991	2-2	10-6	1-1
1992	1-3	10-6	0-1
1993	3-1	11-5	2-1
1994	2-3	9-7	0-1
1995	3-1	13-3	0-1
1996	3-1	9-7	0-0
1997	1-3	13-3	0-1
1998	2-3	7-9	0-0
1999	2-2	9-7	0-0
2000	0-4	7-9	0-0
2001	2-2	6-10	0-0
2002	3-1	8-8	0-0
2003	3-2	13-3	0-1
2004	1-3	7-9	0-0
2005	0-4	10-6	0-0
2006	2-2	9-7	0-1
2007	0-4	4-12	0-0
2008	2-2	2-14	0-0
2009	0-4	4-12	0-0
2010	1-3	10-6	0-1
2011	0-4	7-9	0-0
2012	1-3	2-14	0-0
2013	2-2	11-5	0-1
2014	1-3	9-7	0-0
2015	4-0	11-5	1-1
2016	2-2	12-4	0-1
2017	2-2	2-0	0-0

PRO FOOTBALL HALL OF FAMER EMMITT THOMAS

Pro Football Hall of Fame Cornerback Emmitt Thomas is in his eighth season as defensive backs coach with the Kansas City Chiefs. Thomas works alongside former NFL Cornerback Al Harris, who joined the Chiefs as a defensive assistant/secondary coach in 2013. Harris was promoted to Secondary/Cornerbacks Coach in 2016.

One of the best defenders in Chiefs history, Thomas finished his career with 58 interceptions – a Chiefs record – as well as five defensive touchdowns in 181 games, all with Kansas City. Thomas holds the Chiefs record for interception return yardage with 938 yards.

Thomas was a member of the Chiefs Super Bowl IV Championship squad and was elected to the Chiefs Hall of Fame in 1986 and the Pro Football Hall of Fame in 2008.



NFL IMPORTANT DATES

2017

Sept. 24	NFL London (Ravens vs. Jaguars)
Oct. 1	NFL London (Saints vs. Dolphins)
Mid Oct.	Clubs May Begin Practicing Reserve/PUP Players
Oct. 17-18	Fall League Meetings (New York)
Oct. 22	NFL London (Cardinals vs. Rams)
Oct. 29	NFL London (Vikings vs. Browns)
Oct. 31	All Trading Ends for 2017
Nov. 14	Signing Period Ends
Nov. 19	NFL Mexico (Patriots vs. Raiders)
Dec. 13	League Meetings (Irving, Texas)
Dec. 31	Final Regular Season Week

2018

Jan. 1	Option Exercise Period Begins
Jan. 6-7	Wild Card Playoffs
Jan. 13-14	Divisional Playoffs
Jan. 20	East-West Shrine Game
Jan. 21	AFC & NFC Championship Games
Jan. 27	Senior Bowl, Ladd Peebles Stadium
Jan. 28	NFL Pro Bowl (Orlando)
Feb. 4	Super Bowl LII (Minnesota)
Feb. 20	First Day to Designate Franchise Player
Feb. 27-March 5	NFL Combine
March 6	Deadline to Designate Franchise Player
March 14	2018 League Year Begins
March 25-28	Annual League Meeting (Orlando)
April 16	Clubs May Begin Offseason Workout Program
April 26-28	NFL Draft (Site TBD)

RED FRIDAY

CHIEFS VISIT RONALD MCDONALD HOUSE

The Kansas City Chiefs brought the spirit of Red Friday to the Ronald McDonald House on Tuesday, as linebacker Derrick Johnson and wide receiver Tyreek Hill visited with the kids staying at the facility for an afternoon of games and crafts.

The two players chose to spend their day off from practice by brightening the day of some of their youngest fans.

"To come out here and see these special kids - it brings joy to my heart," Johnson said. "Just to see their smiling faces and making their day - that's what it's all about."

On Friday, the Chiefs were all over town selling "Chiefs Kingdom" flags to fans and for a fourth year in a row, all net proceeds of the flag sells benefitted Ronald McDonald House Charities of Kansas City. The Ronald McDonald House exists as a place for families to stay while their children are sick. The facility served over 7,000 families last year.

Last year, flag sales raised nearly a quarter of a million dollars for the organization, and donations are expected to surpass that figure this year.



5 FANS WIN GOLDEN FLAG PRIZE

Five Chiefs fans were pleasantly surprised when they went to purchase a Chiefs Kingdom flag early Friday morning and instead were given a special Golden Flag - the new twist to this year's Red Friday.

The golden flags were randomly spread across the city at different McDonald's locations. The five lucky fans won the specially designed and autographed Chiefs Kingdom Golden Flag and an exclusive prize pack that included two tickets and a Chiefs VIP experience to the home opener on Sunday against the Eagles, along with Big Macs for a year.



CHIEFS KINGDOM TAKES OVER KANSAS CITY



For the 26th year, the Kansas City Chiefs turned Chiefs Kingdom red on Friday leading up to the Chiefs regular season home opener against the Philadelphia Eagles on Sunday.

"I'm excited to be out here celebrating Red Friday," Chiefs Chairman and CEO Clark Hunt said Friday morning. "For the last five years Red Friday has supported the Ronald McDonald House Charities of Kansas City, just in the last three years alone we've raised over a half million dollars through the sale of the Chiefs Kingdom flags, and we're expecting to break all the records this year."

Hunt paid a special visit to the McDonald's at 151st and Black Bob Road in Olathe Friday morning. Beginning at 6 a.m. fans were welcomed by Chiefs Cheerleaders, Chiefs Rumble drumline, Hunt and Chiefs Pro Football Hall of Famer Bobby Bell.

"I look forward to this every year," Bell said that morning. "Fans are enjoying this because the Chiefs are going to be good this year and we're selling flags for the Ronald McDonald House and this is what it's all about - the kids."


In addition to the celebration of Red Friday in Omaha, Nebraska, and Wichita, Kansas, this was the first year Red Friday headed south for a stop in Springfield, Missouri.



CHIEFS & COKE TEAM FOR AUGMENTED REALITY

The Kansas City Chiefs and Coca-Cola have teamed up to present Coca-Cola Refreshing Moments in Chiefs History. Fans now have the opportunity to collect special codes that will qualify them for a chance to win tickets to the Chiefs-Cowboys game on November 5, 2017 at AT&T Stadium in Arlington, Texas, as well as other prizes.

The technology is a live direct or indirect view of a physical, real world environment whose elements are augmented by computer generated sensory input.



"We're excited to team up with our long-term partner Coca-Cola for this campaign that features a new interactive and innovative way for fans to engage in the Chiefs Mobile app," President Mark Donovan said. "Thanks to our partners at YinzCam, we are using new and exciting technology to offer our fans this unique away trip experience."

For the chance to win prizes, fans will need to download the app on their mobile device at Chiefs.com/mobile or update to the latest version of the Chiefs Mobile app. Fans can then purchase the special edition Chiefs Coca-Cola 16-ounce can that will be sold in grocery stores and gas stations throughout Missouri, Kansas and Nebraska, distributed by bottler Heartland Coca-Cola.

"Along with Coca-Cola and the Chiefs, we are thrilled to collaborate on this unique opportunity that features our limited edition Chiefs-branded Coca-Cola can," Heartland Coca-Cola President and COO Rick Frazier said. "With this technology, we look forward to celebrating these refreshing moments in team history with fans of the Chiefs and Coca-Cola."

To begin participating in the contest, fans will need to find a total of six different codes, embedded within various Chiefs highlight videos, and enter them in Chiefs Kingdom Rewards for a chance to win. One grand prize winner will win a trip for two people to Dallas which includes airfare, a one-night hotel stay and game tickets to the Cowboys-Chiefs game. Ten winners will receive a \$100 Chiefs Team Store gift card and 25 winners will receive 2,000 Chiefs Kingdom Rewards points.

For rules and regulations, please visit www.chiefs.com/mobile.

HOW TO PLAY FOR YOUR CHANCE TO WIN A TRIP TO DALLAS IN 5 EASY STEPS:

1. Buy the special edition Chiefs' Coca-Cola 16-ounce can.
 2. Launch the official Chiefs mobile app. Don't have it? Download it below.
-
-
-
3. Scan the special edition can on the mobile app.
 4. Find special offer codes in the Augmented Reality
 5. Enter the codes on Chiefs Kingdom Rewards for a chance to win.

U2 ROCKS ARROWHEAD



On Tuesday night, 40,000-plus fans welcomed the famous rock band U2 at Arrowhead Stadium. The show marked the 50th concert or music festival in Arrowhead Stadium history and was the 10th concert date for the stadium since 2011.

"U2 is widely recognized as one of the best stadium shows worldwide," Kansas City Chiefs and Arrowhead Events LLC President Mark Donovan said when the show was announced. "We are proud to be able to host one of the biggest music events of the year and welcome the return of U2 to Arrowhead for their third show, 20 years after their last visit."

The tour celebrates the 30th anniversary of "The Joshua Tree," U2's most successful album, released in March 1987. They performed the album in its entirety, in the order it was recorded, while treating the crowd to older material.

Arrowhead Events, the special events arm of the Kansas City Chiefs organization, is focused on making Arrowhead Stadium an entertainment destination that serves the entire Midwest region. In the past decade Arrowhead has played host to nine major concert tours, including Kenny Chesney, Taylor Swift, the Rolling Stones and Guns N' Roses.

CHIEFS NAME COACHES OF THE WEEK



The Kansas City Chiefs have announced Coach of the Week honors for the second week of the 2017 season. The awards this week go to Park Hill's Josh Hood and St. Thomas Aquinas' Randy Dreiling.

As a result of this honor, all schools will receive a \$500 player health and safety grant from the Hunt Family Foundation. Each school will receive a Gatorade Sideline Kit, including coolers, bottles and Gatorade products. Additionally, all coaches will be presented congratulatory footballs autographed by Chiefs Head Coach Andy Reid and a certificate recognizing their selection. Dreiling is now qualified for the Eric Driskell Kansas Coach of the Year Award while Hood is qualified for the Missouri Coach of the Year Award, both of which will be voted on later this fall.

St. Thomas Aquinas is off to a 2-0 start after beating Blue Valley North 28-14 last week. The Saints are currently ranked No. 1 in Kansas Class 5A, and this week take on rival Bishop Miege.

Park Hill stands at 4-0 on the season and this past week defeated Blue Springs 28-25. The win moved the Trojans into the No. 1 spot in Missouri Class 6 for the first time in school history. Hood said this is an honor for his entire staff not just himself.

THIS IS OUR HOUSE



CHIEFS FANS SET WORLD RECORD



On Monday, Sept. 29, 2014, Kansas City defeated the New England Patriots 41-14, and Chiefs fans set a Guinness World Record for Loudest Crowd Roar at a Sports Stadium (Outdoors). Chiefs fans reached a peak decibel reading of 142.2 as Guinness World Records adjudicator Philip Robertson monitored the sound levels. The mark was set early in the contest while the club was on defense. The Arrowhead Stadium record passed the old record of 137.5 decibels and broke Seattle's record of 137.6.



TOP CROWDS AT ARROWHEAD

(Regular Season and Playoffs)

Date	Opponent	Attendance
Oct. 2, 2000	Seattle	82,893*
Nov. 5, 1972	Oakland	82,094
Sept. 11, 1994	San Francisco	79,907
Sept. 17, 1972	Miami	79,829
Nov. 23, 2006	Denver	79,484
Sept. 22, 1996	Denver	79,439
Oct. 26, 1998	Pittsburgh	79,431
Oct. 9, 1995	San Diego	79,288
Sept. 8, 1996	Oakland	79,281
Nov. 10, 1996	Green Bay	79,281
Oct. 7, 1996	Pittsburgh	79,189
Jan. 11, 2004	Indianapolis	79,159

THE ARROWHEAD ADVANTAGE

"The fans, they're phenomenal. 142.2 decibels, I never thought I would be fired up (for) decibel levels but I'm fired up for them. My ears are still ringing, I mean it was loud, loud down there. Like incredibly loud."

- Chiefs Head Coach Andy Reid

"I think these fans are special fans and they proved it tonight again. They're the best in the country. This doesn't happen anywhere else like this and I think they're feeding off, the whole town is feeding off it a little bit."

- QB Alex Smith

"It's a great feeling (playing at Arrowhead). On 3rd-and-long when you hear the crowd and you see the opposing quarterback yelling, trying to change the play and struggling to communicate with the offensive linemen. That's a great feeling because you know your percentage of getting a sack just went up. I love playing in front of our fans."

- LB Justin Houston



2017 FINAL STANDINGS

AFC East												
Team	W	L	T	PCT	PF	PA	Home	Road	AFC	NFC	DIV	Streak
Miami	1	0	0	1.000	19	17	0-0-0	1-0-0	1-0-0	1-0-0	0-0-0	Won 1
Buffalo	1	1	0	.500	24	21	1-0-0	0-1-0	1-0-0	0-1-0	1-0-0	Lost 1
New England	1	1	0	.500	63	62	0-1-0	1-0-0	0-1-0	1-0-0	0-0-0	Won 1
New York Jets	0	2	0	.000	32	66	0-0-0	0-2-0	0-2-0	0-2-0	0-1-0	Lost 2

AFC North												
Team	W	L	T	PCT	PF	PA	Home	Road	AFC	NFC	DIV	Streak
Baltimore	2	0	0	1.000	44	10	1-0-0	1-0-0	2-0-0	0-0-0	2-0-0	Won 2
Pittsburgh	2	0	0	1.000	47	27	1-0-0	1-0-0	1-0-0	1-0-0	1-0-0	Won 2
Cincinnati	0	2	0	.000	9	33	0-2-0	0-0-0	0-2-0	0-0-0	0-1-0	Lost 2
Cleveland	0	2	0	.000	28	45	0-1-0	0-1-0	0-2-0	0-0-0	0-2-0	Lost 2

AFC South												
Team	W	L	T	PCT	PF	PA	Home	Road	AFC	NFC	DIV	Streak
Tennessee	1	1	0	.500	53	42	0-1-0	1-0-0	1-1-0	0-0-0	1-0-0	Won 1
Jacksonville	1	1	0	.500	45	44	0-1-0	1-0-0	1-1-0	0-0-0	1-1-0	Lost 1
Houston	1	1	0	.500	20	38	0-1-0	1-0-0	1-1-0	0-0-0	0-1-0	Won 1
Indianapolis	0	2	0	.000	22	62	0-1-0	0-1-0	0-0-0	0-2-0	0-0-0	Lost 2

AFC West												
Team	W	L	T	PCT	PF	PA	Home	Road	AFC	NFC	DIV	Streak
Kansas City	2	0	0	1.000	69	47	1-0-0	1-0-0	1-0-0	1-0-0	0-0-0	Won 2
Denver	2	0	0	1.000	66	38	2-0-0	0-0-0	1-0-0	1-0-0	1-0-0	Won 2
Oakland	2	0	0	1.000	71	36	1-0-0	1-0-0	2-0-0	0-0-0	0-0-0	Won 2
L.A. Chargers	0	2	0	.000	38	43	0-1-0	0-1-0	0-2-0	0-0-0	0-1-0	Lost 2

NFC East												
Team	W	L	T	PCT	PF	PA	Home	Road	NFC	AFC	DIV	Streak
Philadelphia	1	1	0	.500	50	44	0-0-0	1-1-0	1-0-0	1-0-0	1-0-0	Lost 1
Dallas	1	1	0	.500	36	45	1-0-0	0-1-0	1-0-0	1-0-0	1-0-0	Lost 1
Washington	1	1	0	.500	44	50	0-1-0	1-0-0	1-1-0	0-0-0	0-1-0	Won 1
New York Giants	0	1	0	.000	3	19	0-0-0	0-1-0	0-1-0	0-1-0	0-1-0	Lost 1

NFC North												
Team	W	L	T	PCT	PF	PA	Home	Road	NFC	AFC	DIV	Streak
Detroit	1	0	0	1.000	35	23	1-0-0	0-0-0	1-0-0	0-0-0	0-0-0	Won 1
Minnesota	1	1	0	.500	38	45	1-0-0	0-1-0	1-0-0	0-1-0	0-0-0	Lost 1
Green Bay	1	1	0	.500	40	43	1-0-0	0-1-0	1-1-0	0-0-0	0-0-0	Lost 1
Chicago	0	2	0	.000	24	52	0-1-0	0-1-0	0-2-0	0-0-0	0-0-0	Lost 2

NFC South												
Team	W	L	T	PCT	PF	PA	Home	Road	NFC	AFC	DIV	Streak
Atlanta	2	0	0	1.000	57	40	1-0-0	1-0-0	2-0-0	0-0-0	0-0-0	Won 2
Carolina	2	0	0	1.000	32	6	1-0-0	1-0-0	2-0-0	1-0-0	0-0-0	Won 2
Tampa Bay	1	0	0	1.000	29	7	1-0-0	0-0-0	1-0-0	0-0-0	0-0-0	Won 1
New Orleans	0	2	0	.000	39	65	0-1-0	0-1-0	0-1-0	0-1-0	0-0-0	Lost 2

NFC West												
Team	W	L	T	PCT	PF	PA	Home	Road	NFC	AFC	DIV	Streak
Seattle	1	1	0	.500	21	26	1-0-0	0-1-0	1-1-0	0-0-0	1-0-0	Won 1
Arizona	1	1	0	.500	39	48	0-0-0	1-1-0	0-1-0	0-1-0	0-0-0	Won 1
L.A. Rams	1	1	0	.500	66	36	1-1-0	0-0-0	0-1-0	0-1-0	0-0-0	Lost 1
San Francisco	0	2	0	.000	12	35	0-1-0	0-1-0	0-2-0	0-0-0	0-1-0	Lost 2



CHIEFS

CUMULATIVE STATS & GAME SUMMARIES

THIS IS CHIEFS KINGDOM

KANSAS CITY CHIEFS / WEEK 2 / THROUGH SUNDAY, SEPTEMBER 17, 2017

WON 2, LOST 0			* RUSHING	No.	Yds	Avg	Long	TD
09/07 W 42-27	at New England	65,878	K. Hunt	30	229	7.6	58	3
09/17 W 27-20	Philadelphia	74,971	A. Smith	9	24	2.7	12	0
09/24	at L.A. Chargers		West	1	21	21.0	21t	1
10/02	Washington		Hill	3	11	3.7	6	0
10/08	at Houston		Kelce	1	4	4.0	4	0
10/15	Pittsburgh		Thomas	1	4	4.0	4	0
10/19	at Oakland		A. Wilson	1	4	4.0	4	0
10/30	Denver		TEAM	46	297	6.5	58	4
11/05	at Dallas		OPPONENTS	52	231	4.4	24	3
11/19	at N.Y. Giants		* RECEIVING	No.	Yds	Avg	Long	TD
11/26	Buffalo		Kelce	13	143	11.0	44	1
12/03	at N.Y. Jets		Hill	11	176	16.0	75t	1
12/10	Oakland		K. Hunt	8	126	15.8	78t	2
12/16	L.A. Chargers		A. Wilson	7	59	8.4	13	0
12/24	Miami		Conley	6	98	16.3	35	0
12/31	at Denver		Harris	2	15	7.5	8	1

	K.C.	Opp.	West	1	4	4.0	4	0			
TOTAL FIRST DOWNS	42	52	Thomas	1	-2	-2.0	-2	0			
Rushing	14	16	TEAM	49	619	12.6	78t	5			
Passing	27	30	OPPONENTS	41	600	14.6	54	2			
Penalty	1	6	* INTERCEPTIONS	No.	Yds	Avg	Long	TD			
3rd Down: Made/Att	9/23	13/30	Jones	1	-3	-3.0	-3	0			
3rd Down Pct.	39.1	43.3	TEAM	1	-3	-3.0	-3	0			
4th Down: Made/Att	0/0	0/2	OPPONENTS	0	0	---	---	0			
4th Down Pct.	0.0	0.0	* PUNTING	No.	Yds	Avg	Net	TB	In	Lg	B
POSSESSION AVG.	29:43	30:18	Colquitt	11	489	44.5	39.2	2	5	60	0
TOTAL NET YARDS	881	777	TEAM	11	489	44.5	39.2	2	5	60	0
Avg. Per Game	440.5	388.5	OPPONENTS	10	411	41.1	37.3	1	3	54	0
Total Plays	116	143	* PUNT RETURNS	Ret	FC	Yds	Avg	Long	TD		
Avg. Per Play	7.6	5.4	Hill	3	1	15	5.0	8	0		
NET YARDS RUSHING	297	231	Thomas	2	0	3	1.5	3	0		
Avg. Per Game	148.5	115.5	TEAM	5	1	18	3.6	8	0		
Total Rushes	46	52	OPPONENTS	2	6	18	9.0	10	0		
NET YARDS PASSING	584	546	* KICKOFF RETURNS	No.	Yds	Avg	Long	TD			
Avg. Per Game	292.0	273.0	Thomas	6	135	22.5	31	0			
Sacked/Yards Lost	7/35	9/54	A. Hunt	1	40	40.0	40	0			
Gross Yards	619	600	TEAM	7	175	25.0	40	0			
Att./Completions	63/49	82/41	OPPONENTS	5	104	20.8	28	0			
Completion Pct.	77.8	50.0	* FIELD GOALS	1-19	20-29	30-39	40-49	50+			
Had Intercepted	0	1	Santos	0/0	0/0	2/2	0/0	0/0			
PUNTS/AVERAGE	11/44.5	10/41.1	TEAM	0/0	0/0	2/2	0/0	0/0			
NET PUNTING AVG.	11/39.2	10/37.3	OPPONENTS	0/0	1/1	2/3	1/1	0/0			
PENALTIES/YARDS	20/179	10/85	Santos: () (34G,39G)								
FUMBLES/BALL LOST	2/1	4/1	OPP: (25G,32G) (34G,30N,40G)								
TOUCHDOWNS	9	5									
Rushing	4	3									
Passing	5	2									
Returns	0	0									

* SCORE BY PERIODS	Q1	Q2	Q3	Q4	OT	PTS
TEAM	10	10	14	35	0	69
OPPONENTS	10	10	17	10	0	47
* SCORING	TD-Ru-Pa-Rt	K-PAT	FG	S	PTS	
K. Hunt	5 3 2 0				0 30	
Santos	0 0 0 0	9/ 9	2/ 2	0	15	
Harris	1 0 1 0				0 6	
Hill	1 0 1 0				0 6	
Kelce	1 0 1 0				0 6	
West	1 1 0 0				0 6	
TEAM	9 4 5 0	9/ 9	2/ 2	0	69	
OPPONENTS	5 3 2 0	5/ 5	4/ 5	0	47	
2-Pt Conv: TM 0-0, OPP 0-0						
SACKS: Houston 3, Jones 3, Bailey 1, Ford 1, Logan 1, TM 9, OPP 7						
FUM/LOST: Hill 1/0, K. Hunt 1/1						

* PASSING	Att	Cmp	Yds	Cmp%	Yds/Att	TD	TD%	Int	Int%	Long	Sack/Lost	Rating
A. Smith	63	49	619	77.8	9.83	5	7.9	0	0.0	78t	7/ 35	134.1
TEAM	63	49	619	77.8	9.83	5	7.9	0	0.0	78t	7/ 35	134.1
OPPONENTS	82	41	600	50.0	7.32	2	2.4	1	1.2	54	9/ 54	77.3

Defensive Stats

2017 REGULAR SEASON KANSAS CITY CHIEFS DEFENSIVE STATS (THROUGH WEEK 2)

POS.	PLAYER	SOLO	ASST.	TOTAL	TFL	SACKS/YDS.	PR	FR	FF	INT/YDS.	PD
LB	Houston, Justin	14	1	15	8	4.0/18	8	0	0	0/0	2
S	Sorensen, Daniel	14	0	14	0	0.0/0	6	0	0	0/0	0
CB	Mitchell, Terrance	12	1	13	0	0.0/0	0	0	0	0/0	3
DB	Murray, Eric	12	1	13	0	0.0/0	0	0	0	0/0	4
DB	Parker, Ron	12	1	13	0	0.0/0	0	0	0	0/0	0
LB	Johnson, Derrick	8	4	12	4	0.0/0	0	0	0	0/0	1
DL	Bailey, Allen	7	3	10	3	1.0/8	1	0	0	0/0	0
CB	Gaines, Phillip	10	0	10	0	0.0/0	0	0	0	0/0	2
DT	Logan, Bennie	4	5	9	2	2.0/18	2	0	0	0/0	2
S	Berry, Eric	4	3	7	1	0.0/0	0	0	0	0/0	0
LB	Ford, Dee	6	0	6	1	1.0/9	3	0	1	0/0	1
CB	Peters, Marcus	5	1	6	0	0.0/0	0	0	0	0/0	0
DL	Jones, Chris	4	0	4	1	3.0/13	2	0	2	1/-3	1
LB	Wilson, Ramik	4	0	4	2	0.0/0	0	0	0	0/0	0
DT	Miller, Roy	0	2	2	0	0.0/0	0	0	0	0/0	2
DL	Nunez-Roches, Rakeem	2	0	2	0	0.0/0	0	0	0	0/0	0
LB	Zombo, Frank	0	1	1	0	0.0/0	0	0	0	0/0	0
TOTALS		118	23	141	22	11.0/66	22	0	3	1/-3	18

DEFENSIVE SCORES

2017 REGULAR SEASON CHIEFS SPECIAL TEAMS STATS

POS.	PLAYER	TKIS.	ASST.	TOTAL
LB	Zombo, Frank	4	0	4
LS	Winchester, James	2	0	2
LB	Eligwe, Ukeme	1	0	1
TE	Harris, Demetrius	0	1	1
LB	Pierre-Louis, Kevin	1	0	1
S	Sorensen, Daniel	1	0	1
TOTALS		9	1	10

INT (0)

FR (0)

Safety (0)

SPECIAL TEAMS BIG PLAYS

FR (1) (1:21) D.Colquitt punts 51 yards to PHI 10, Center-J.Winchester. D.Sproles to PHI 20 for 10 yards (J.Winchester). FUMBLES (J.Winchester), RECOVERED by KC-A.Sherman at PHI 24. A.Sherman to PHI 24 for no gain (M.Kendricks). **vs.PHI (09/17/17)**

Regular Season defensive and special teams statistics are based on press box statistics.

LOS ANGELES CHARGERS / WEEK 2 / THROUGH SUNDAY, SEPTEMBER 17, 2017

WON 0, LOST 2			* RUSHING	No.	Yds	Avg	Long	TD
09/11 L 21-24	at Denver	76,324	Gordon	27	67	2.5	21	1
09/17 L 17-19	Miami	25,381	Oliver	7	41	5.9	26	0
09/24	Kansas City		Rivers	1	0	0.0	0	0
10/01	Philadelphia		Watt	1	0	0.0	0	0
10/08	at N.Y. Giants		TEAM	36	108	3.0	26	1
10/15	at Oakland		OPPONENTS	68	251	3.7	20	1
10/22	Denver		* RECEIVING	No.	Yds	Avg	Long	TD
10/29	at New England		Allen	14	135	9.6	24	1
11/12	at Jacksonville		Gordon	12	90	7.5	16	1
11/19	Buffalo		Ty. Williams	9	108	12.0	23	0
11/23	at Dallas		Henry	7	80	11.4	17	0
12/03	Cleveland		Benjamin	4	54	13.5	38t	1
12/10	Washington		Gates	4	28	7.0	11	1
12/16	at Kansas City		Ekeler	2	18	9.0	11	0
12/24	at N.Y. Jets		McGrath	1	10	10.0	10	0
12/31	Oakland		TEAM	53	523	9.9	38t	4

	LA-C	Opp.	OPPONENTS	41	449	11.0	44	3
TOTAL FIRST DOWNS	41	43	* INTERCEPTIONS	No.	Yds	Avg	Long	TD
Rushing	6	13	Phillips	1	4	4.0	4	0
Passing	31	27	TEAM	1	4	4.0	4	0
Penalty	4	3	OPPONENTS	1	0	0.0	0	0

3rd Down: Made/Att	5/20	13/28	* PUNTING	No.	Yds	Avg	Net	TB	In	Lg	B
3rd Down Pct.	25.0	46.4	Kaser	9	400	44.4	36.8	0	5	62	0
4th Down: Made/Att	1/2	0/1	TEAM	9	400	44.4	36.8	0	5	62	0
4th Down Pct.	50.0	0.0	OPPONENTS	6	274	45.7	39.0	1	2	58	0

POSSESSION AVG.	26:13	33:48	* PUNT RETURNS	Ret	FC	Yds	Avg	Long	TD
TOTAL NET YARDS	616	657	Benjamin	2	2	20	10.0	23	0
Avg. Per Game	308.0	328.5	TEAM	2	2	20	10.0	23	0
Total Plays	110	136	OPPONENTS	6	0	69	11.5	31	0

Avg. Per Play	5.6	4.8	* KICKOFF RETURNS	No.	Yds	Avg	Long	TD
NET YARDS RUSHING	108	251	Ekeler	3	49	16.3	22	0
Avg. Per Game	54.0	125.5	King	1	17	17.0	17	0
Total Rushes	36	68	TEAM	4	66	16.5	22	0

NET YARDS PASSING	508	406	OPPONENTS	4	107	26.8	36	0
Avg. Per Game	254.0	203.0	* FIELD GOALS	1-19	20-29	30-39	40-49	50+
Sacked/Yards Lost	2/15	6/43	Koo	0/ 0	0/ 0	0/ 0	1/ 4	0/ 0
Gross Yards	523	449	TEAM	0/ 0	0/ 0	0/ 0	1/ 4	0/ 0

Att./Completions	72/53	62/41	OPPONENTS	0/ 0	2/ 2	2/ 2	0/ 0	1/ 2
Completion Pct.	73.6	66.1	Koo: (44B)(41G,43N,44N)					
Had Intercepted	1	1	OPP: (20G,50N)(30G,28G,35G,54G)					

PUNTS/AVERAGE	9/44.4	6/45.7
NET PUNTING AVG.	9/36.8	6/39.0
PENALTIES/YARDS	10/96	8/85
FUMBLES/BALL LOST	0/0	1/1

TOUCHDOWNS	5	4
Rushing	1	1
Passing	4	3
Returns	0	0

* SCORE BY PERIODS	Q1	Q2	Q3	Q4	OT	PTS
TEAM	0	17	7	14	0	38
OPPONENTS	10	7	20	6	0	43

* SCORING	TD-Ru-Pa-Rt	K-PAT	FG	S	PTS
Gordon	2 1 1 0				0 12
Koo	0 0 0 0	5/ 5	1/ 4		0 8
Allen	1 0 1 0				0 6
Benjamin	1 0 1 0				0 6
Gates	1 0 1 0				0 6
TEAM	5 1 4 0	5/ 5	1/ 4		0 38
OPPONENTS	4 1 3 0	4/ 4	5/ 6		0 43

2-Pt Conv: TM 0-0, OPP 0-0
 SACKS: Ingram 2.5, McCain 2, Bosa 1.5, TM 6,
 OPP 2
 FUM/LOST:

* PASSING	Att	Cmp	Yds	Cmp%	Yds/Att	TD	TD%	Int	Int%	Long	Sack/Lost	Rating
Rivers	72	53	523	73.6	7.26	4	5.6	1	1.4	38t	2/ 15	106.4
TEAM	72	53	523	73.6	7.26	4	5.6	1	1.4	38t	2/ 15	106.4
OPPONENTS	62	41	449	66.1	7.24	3	4.8	1	1.6	44	6/ 43	96.8

Game Summaries



GAME 1

Chiefs 42, Patriots 27

September 7, 2017 • Gillette Stadium • 65,878



Kansas City Chiefs 7 7 7 21 — 42

New England Patriots 7 10 10 0 — 27

- NE** — M.Gillislee 2 yd. run (S.Gostkowski kick) (9-73, 2:52)
- KC** — D.Harris 7 yd. pass from A.Smith (C.Santos kick) (12-90, 6:22)
- NE** — S.Gostkowski 25 yd. Field Goal (8-67, 3:07)
- NE** — M.Gillislee 2 yd. run (S.Gostkowski kick) (11-82, 5:50)
- KC** — K.Hunt 3 yd. pass from A.Smith (C.Santos kick) (12-92, 2:34)
- KC** — T.Hill 75 yd. pass from A.Smith (C.Santos kick) (1-75, 0:09)
- NE** — M.Gillislee 1 yd. run (S.Gostkowski kick) (3-54, 1:21)
- NE** — S.Gostkowski 32 yd. Field Goal (7-58, 2:41)
- KC** — K.Hunt 78 yd. pass from A.Smith (C.Santos kick) (3-90, 1:02)
- KC** — K.Hunt 4 yd. run (C.Santos kick) (7-60, 3:41)
- KC** — C.West 21 yd. run (C.Santos kick) (2-79, 0:15)

Team Statistics	Chiefs	Patriots
First Downs	26	25
Total Net Yards	537	371
Rushes/Net Yards	27/185	35/124
Net Passing	352	247
Pass Attempts/Completions	35/28	36/16
Had Intercepted	0	0
Sacked/Yards Lost	3/16	3/20
Punts/Average	6/43.7	6/40.3
Penalties/Yards	15/139	6/55
Fumbles/Lost	2/1	1/0
Possession Time	30:14	29:46

RUSHING

- KC** — K. Hunt 17-148, TD; C. West 1-21, TD; T. Hill 2-5; T. Kelce 1-4; D. Thomas 1-4; A. Smith 5-3
- NE** — M. Gillislee 15-45, 3 TDs; J. White 10-38; C. Hogan 3-17; R. Burkhead 3-15; D. Lewis 2-9; T. Brady 2-(0)

RECEIVING

- KC** — T. Hill 7-133, TD; K. Hunt 5-98, 2 TDs; C. Conley 2-43; T. Kelce 5-40; A. Wilson 5-37; D. Harris 2-15, TD; C. West 1-4; D. Thomas 1-(2)
- NE** — D. Amendola 6-100; B. Cooks 3-88; R. Gronkowski 2-33; J. White 3-30; R. Burkhead 1-8; C. Hogan 1-8

PASSING

- KC** — A. Smith 35-28-368, 4 TDs, 0 INT
- NE** — T. Brady 36-16-267, 0 TDs, 0 INT

INTERCEPTIONS

- KC** — None
- NE** — None

SACKS

- KC** — J. Houston 2.0; A. Bailey 1.0
- NE** — T. Flowers 2.0; D. Wise 1.0

FIELD GOALS

- KC** — None
- NE** — S. Gostkowski(25) (32)



GAME 2

Chiefs 27, Eagles 20

September 17, 2017 • Arrowhead Stadium • 74,971



Philadelphia Eagles	3	0	7	10	- 20
Kansas City Chiefs	3	3	7	14	- 27

- KC** — C.Santos 34 yd. Field Goal (8-73, 3:38)
- PHI** — J.Elliott 34 yd. Field Goal (11-58, 6:54)
- KC** — C.Santos 39 yd. Field Goal (4-3, 0:49)
- PHI** — A.Jeffery 16 yd. pass from C.Wentz (J.Elliott kick) (7-81, 4:20)
- KC** — K.Hunt 53 yd. run (C.Santos kick) (5-83, 2:48)
- PHI** — J.Elliott 40 yd. Field Goal (10-44, 4:23)
- KC** — T.Kelce 15 yd. pass from A.Smith (C.Santos kick) (5-31, 2:51)
- KC** — K.Hunt 2 yd. run (C.Santos kick) (6-56, 3:13)
- PHI** — N.Agholor 9 yd. pass from C.Wentz (J.Elliott kick) (13-75, 2:06)

Team Statistics	Eagles Chiefs	
First Downs	27	16
Total Net Yards	406	344
Rushes/Net Yards	17/107	19/112
Net Passing	299	232
Pass Attempts/Completions	46/25	28/21
Had Intercepted	1	0
Sacked/Yards Lost	6/34	4/19
Punts/Average	4/42.3	5/45.4
Penalties/Yards	4/30	5/40
Fumbles/Lost	3/1	0/0
Possession Time	30:49	29:11

RUSHING

- KC** — K. Hunt 13-81, 2 TDs; A. Smith 4-21; T. Hill 1-6; A. Wilson 1-4
- PHI** — C. Wentz 4-55; D. Sproles 10-48; W. Smallwood 3-4

RECEIVING

- KC** — T. Kelce 8-103, TD; C. Conley 4-55; T. Hill 4-43; K. Hunt 3-28; A. Wilson 2-22
- PHI** — Z. Ertz 5-97; A. Jeffery 7-92, TD; T. Smith 4-66; M. Hollins 3-32; D. Sproles 2-30; T. Burton 1-10; N. Agholor 1-9, TD; L. Blount 1-(0); W. Smallwood 1-(-3)

PASSING

- KC** — A. Smith 28-21-251, TD, 0 INT
- PHI** — C. Wentz 46-25-333, 2 TDs, 1 INT

INTERCEPTIONS

- KC** — C. Jones 1
- PHI** — None

SACKS

- KC** — C. Jones 3.0; D. Ford 1.0; J. Houston 1.0; B. Logan 1.0
- PHI** — F. Cox 1.0; M. Kendrick 1.0; C. Long 1.0; B. Graham 0.5; T. Jernigan 0.5

FIELD GOALS

- KC** — C. Santos(34) (39)
- PHI** — J. Elliott(34) (40) 30WL



CHIEFS

ROSTER, DEPTH & TRANSACTIONS

THIS IS CHIEFS KINGDOM

2017 KANSAS CITY CHIEFS NUMERICAL ROSTER

(As of September 18, 2017)

NO.	NAME	POS.	HT.	WT.	AGE	EXP.	COLLEGE	HOW ACQ.	HOMETOWN
2	Dustin Colquitt	P	6-3	210	35	13	Tennessee	D3-05	Knoxville, Tenn.
5	Cairo Santos	K	5-8	160	25	4	Tulane	CFA-14	St. Augustine, Fla.
9	Tyler Bray	QB	6-6	215	25	5	Tennessee	CFA-13	Kingsburg, Calif.
10	Tyreek Hill	WR	5-10	185	23	2	West Alabama	D5b-16	Pearson, Ga.
11	Alex Smith	QB	6-4	217	33	13	Utah	T (SF)-13	La Mesa, Calif.
12	Albert Wilson	WR	5-9	200	25	4	Georgia State	CFA-14	Port St. Lucie, Fla.
13	De'Anthony Thomas	WR	5-8	176	24	4	Oregon	D4-14	Los Angeles, Calif.
14	Demarcus Robinson	WR	6-1	203	22	2	Florida	D4c-16	Fort Valley, Ga.
15	Patrick Mahomes	QB	6-3	230	22	R	Texas Tech	D1-17	Tyler, Texas
17	Chris Conley	WR	6-3	205	24	3	Georgia	D3a-15	Dallas, Ga.
21	Eric Murray	DB	5-11	199	23	2	Minnesota	D4b-16	Milwaukee, Wis.
22	Marcus Peters	CB	6-0	197	24	3	Washington	D1-15	Oakland, Calif.
23	Phillip Gaines	CB	6-0	193	26	4	Rice	D3-14	Converse, Texas
24	D.J. White	CB	5-11	193	24	2	Georgia Tech	D6a-16	Atlanta, Ga.
25	Kenneth Acker	CB	6-0	195	25	4	SMU	T(SF)-16	Portland, Ore.
27	Kareem Hunt	RB	5-11	216	22	R	Toledo	D3-17	Willoughby, Ohio
30	Steven Terrell	S	5-10	197	26	4	Texas A&M	UFA-17	Allen, Texas
31	Akeem Hunt	RB	5-10	185	24	3	Purdue	FA-17	Covington, Ga.
35	Charcandrick West	RB	5-10	205	26	4	Abilene Christian	CFA-14	Springhill, La.
38	Ron Parker	DB	6-0	206	30	7	Newberry	W (SEA)-13	St. Helena Island, S.C.
39	Terrance Mitchell	CB	5-11	190	25	4	Oregon	FA-16	Sacramento, Calif.
41	James Winchester	LS	6-3	240	28	3	Oklahoma	FA-15	Washington, Okla.
42	Anthony Sherman	FB	5-10	242	28	7	Connecticut	T (ARI)-13	North Attleborough, Mass.
45	Ukeme Eligwe	LB	6-2	239	23	R	Georgia Southern	D5-17	Stone Mountain, Ga.
48	Terrance Smith	LB	6-2	235	24	2	Florida State	CFA-16	Decatur, Ga.
49	Daniel Sorensen	S	6-2	208	27	4	BYU	CFA-14	Colton, Calif.
50	Justin Houston	LB	6-3	258	28	7	Georgia	D3-11	Statesboro, Ga.
51	Frank Zombo	LB	6-3	254	30	8	Central Michigan	UFA-13	Sterling Heights, Mich.
53	Ramik Wilson	LB	6-2	237	25	3	Georgia	D4-15	Tampa, Fla.
55	Dee Ford	LB	6-2	252	26	4	Auburn	D1-14	Odenville, Ala.
56	Derrick Johnson	LB	6-3	242	34	13	Texas	D1-05	Waco, Texas
57	Kevin Pierre-Louis	LB	6-0	230	25	4	Boston College	T(SEA)-17	Norwalk, Connecticut
59	Reggie Ragland	LB	6-2	252	23	2	Alabama	T (BUF)-17	Madison, Ala.
61	Mitch Morse	C	6-6	305	25	3	Missouri	D2-15	Austin, Texas
65	Jordan Devey	G	6-6	320	29	4	Memphis	W (SF)-16	American Fork, Utah
70	Bryan Witzmann	G	6-7	320	27	3	South Dakota State	W (DAL)-16	Houlton, Wis.
71	Mitchell Schwartz	T	6-5	320	28	6	California	UFA-16	Pacific Palisades, Calif.
72	Eric Fisher	T	6-7	315	26	5	Central Michigan	D1-13	Rochester, Mich.
73	Zach Fulton	OL	6-5	316	25	4	Tennessee	D6a-14	Homewood, Ill.
75	Cameron Erving	OL	6-5	313	25	3	Florida State	T (CLE)-17	Moultrie, Ga.
76	Laurent Duvernay-Tardif	T	6-5	321	26	4	McGill	D6b-14	Montreal, Quebec
79	Parker Ehinger	OL	6-6	310	24	2	Cincinnati	D4a-16	Rockford, Mich.
80	Jehu Chesson	WR	6-2	204	23	R	Michigan	D4-17	St. Louis, Mo.
84	Demetrius Harris	TE	6-7	230	26	4	UW-Milwaukee	CFA-13	Little Rock, Ark.
87	Travis Kelce	TE	6-5	260	27	5	Cincinnati	D3a-13	Cleveland Heights, Ohio
88	Ross Travis	TE	6-7	235	24	2	Penn State	CFA-15	Chaska, Minn.
92	Tanoh Kpassagnon	LB	6-7	289	23	R	Villanova	D2-17	Kalamazoo, Mich.
94	Jarvis Jenkins	DL	6-4	300	29	6	Clemson	UFA-17	Clemson, S.C.
95	Chris Jones	DL	6-6	310	23	2	Mississippi State	D2-16	Houston, Miss.
96	Bennie Logan	DT	6-2	315	27	5	LSU	UFA-17	Shreveport, La.
97	Allen Bailey	DL	6-3	288	28	7	Miami (Fla.)	D3b-11	Sapelo Island, Ga.
98	Roy Miller	DT	6-1	301	30	9	Texas	FA-17	Fort Lewis, Wash.
99	Rakeem Nunez-Roches	DL	6-2	307	24	3	Southern Miss	D6-15	Dangriga, Belize
Practice Squad									
4	Gehrig Dieter	WR	6-2	208	24	R	Alabama	CFA-17	South Bend, Ind.
7	Marcus Kemp	WR	6-4	210	22	R	Hawaii	CFA-17	Layton, Utah
34	Leon McQuay	S	6-1	195	22	R	USC	D6-17	Seffner, Fla.
40	Taurean Nixon	DB	5-10	187	26	1	Tulane	FA-17	Baton Rouge, La.
54	Marcus Rush	LB	6-3	251	26	1	Michigan State	FA-17	Cincinnati, Ohio
64	Damien Mama	G	6-3	342	22	R	USC	CFA-17	Moreno Valley, Calif.
66	Isaiah Williams	OL	6-3	306	24	1	Akron	FA-17	Cleveland, Ohio
82	Orson Charles	TE	6-3	247	26	3	Georgia	FA-17	Tampa, Fla.
90	Rickey Hatley	DL	6-4	320	23	1	Missouri	FA-17	Atlanta, Texas
Reserve/Injured									
	Keith Baxter	CB	5-11	192	25	1	Marshall	FA-17	Homestead, FL.
	Devin Chappell	SS	6-0	204	23	R	Oregon State	CFA-17	Springfield, Ore.
	Jacoby Glenn	CB	6-0	185	24	2	UCF	FA-17	Prichard, Ala.
	Donald Hawkins	T	6-4	310	25	2	Texas	FA-17	Memphis, Ten.
6	Ashton Lampkin	CB	6-0	189	23	R	Oklahoma State	CFA-17	Fort Worth, Texas
20	Steven Nelson	CB	5-11	194	23	3	Oregon State	D3b-15	Warner Robins, Ga.
29	Eric Berry	S	6-0	212	28	8	Tennessee	D1-10	Fairburn, Ga.
32	Spencer Ware	RB	5-10	229	25	4	LSU	FA-14	Eunice, La.
67	Joseph Cheek	OL	6-7	311	24	1	Texas A&M	FA-17	Seguin, Texas
Reserve/Physically Unable to perform									
91	Tamba Hali	LB	6-3	275	33	12	Penn State	D1-06	Teaneck, N.J.
52	Dadi Nicolas	LB	6-3	235	24	2	Virginia Tech	D6b-16	Port-au-Prince, Haiti
Non-Football Injury									
	Jordan Sterns	FS	5-11	198	23	R	Oklahoma State	CFA-17	Schertz, Texas

HEAD COACH: Andy Reid

OFFENSE: Brad Childress (Asst. Head Coach); Matt Nagy (Offensive Coordinator); Eric Bieniemy (Running Backs); Joe Bleymaier (Offensive Quality Control); Andy Heck (Offensive Line); Mike Kafka (Offensive Quality Control); Greg Lewis (Wide Receivers); Corey Matthei (Asst. Quarterbacks); Tom Melvin (Tight Ends).

DEFENSE: Bob Sutton (Defensive Coordinator); Terry Bradden (Defensive Asst.); Mark DeLeone (Asst. Linebackers); Gary Gibbs (Linebackers); Al Harris (Secondary/Cornerbacks); Britt Reid (Defensive Line); Mike Smith (Asst. Defensive Line); Emmitt Thomas (Defensive Backs).

SPECIALISTS: Dave Toub (Special Teams Coordinator); Rod Wilson (Asst. Special Teams Coach).

MISCELLANEOUS: Tommy Brasher (Special Projects); Barry Rubin (Head Strength & Conditioning); Travis Crittenden (Asst. Strength & Conditioning); Ryan Reynolds (Asst. Strength & Conditioning); Devin Woodhouse (Asst. Strength & Conditioning); Mike Frazier (Statistical Analysis Coordinator); Porter Ellett (Senior Asst. to Head Coach).

2017 KANSAS CITY CHIEFS ALPHABETICAL ROSTER

(As of September 18, 2017)

NO.	NAME	POS.	HT.	WT.	AGE	EXP.	COLLEGE	HOW ACQ.	HOMETOWN
25	Acker, Kenneth	CB	6-0	195	25	4	SMU	T (SF)-16	Portland, Ore.
97	Bailey, Allen	DL	6-3	288	28	7	Miami (Fla.)	D3b-11	Sapelo Island, Ga.
9	Bray, Tyler	QB	6-6	215	25	5	Tennessee	CFA-13	Kingsburg, Calif.
80	Chesson, Jehu	WR	6-2	204	23	R	Michigan	D4-17	St. Louis, Mo.
2	Colquitt, Dustin	P	6-3	210	35	13	Tennessee	D3-05	Knoxville, Tenn.
17	Conley, Chris	WR	6-3	205	24	3	Georgia	D3a-15	Dallas, Ga.
65	Devey, Jordan	G	6-6	320	29	4	Memphis	W (SF)-16	American Fork, Utah
76	Duvernay-Tardif, Laurent	G	6-5	321	26	4	McGill	D6b-14	Montreal, Quebec
79	Ehinger, Parker	OL	6-6	310	24	2	Cincinnati	D4a-16	Rockford, Mich.
45	Eligwe, Ukeme	LB	6-2	239	23	R	Georgia Southern	D5-17	Stone Mountain, Ga.
75	Erving, Cameron	OL	6-5	313	25	3	Florida State	T (CLE)-17	Moultrie, Ga.
72	Fisher, Eric	T	6-7	315	26	5	Central Michigan	D1-13	Rochester, Mich.
55	Ford, Dee	LB	6-2	252	26	4	Auburn	D1-14	Odenville, Ala.
73	Fulton, Zach	OL	6-5	316	25	4	Tennessee	D6a-14	Homewood, Ill.
23	Gaines, Phillip	CB	6-0	193	26	4	Rice	D3-14	Converse, Texas
84	Harris, Demetrius	TE	6-7	230	26	4	UW-Milwaukee	CFA-13	Little Rock, Ark.
10	Hill, Tyreek	WR	5-10	185	23	2	West Alabama	D5b-16	Pearson, Ga.
50	Houston, Justin	LB	6-3	258	28	7	Georgia	D3-11	Statesboro, Ga.
31	Hunt, Akeem	RB	5-10	185	24	3	Purdue	FA-17	Covington, Ga.
27	Hunt, Kareem	RB	5-11	216	22	R	Toledo	D3-17	Willoughby, Ohio
94	Jenkins, Jarvis	DL	6-4	300	29	6	Clemson	UFA-17	Clemson, S.C.
56	Johnson, Derrick	LB	6-3	242	34	13	Texas	D1-05	Waco, Texas
95	Jones, Chris	DL	6-6	310	23	2	Mississippi State	D2-16	Houston, Miss.
87	Kelce, Travis	TE	6-5	260	27	5	Cincinnati	D3a-13	Cleveland Heights, Ohio
92	Kpassagnon, Tanoh	LB	6-7	289	23	R	Villanova	D2-17	Kalamazoo, Mich.
96	Logan, Bennie	DT	6-2	315	27	5	LSU	UFA-17	Shreveport, La.
15	Mahomes, Patrick	QB	6-3	230	22	R	Texas Tech	D1-17	Tyler, Texas
98	Miller, Roy	DT	6-1	301	30	9	Texas	FA-17	Fort Lewis, Wash.
39	Mitchell, Terrance	CB	5-11	190	25	4	Oregon	FA-16	Sacramento, Calif.
61	Morse, Mitch	C	6-6	305	25	3	Missouri	D2-15	Austin, Texas
21	Murray, Eric	DB	5-11	199	23	2	Minnesota	D4b-16	Milwaukee, Wis.
99	Nunez-Roches, Rakeem	DL	6-2	307	24	3	Southern Miss	D6-15	Dangriga, Belize
38	Parker, Ron	DB	6-0	206	30	7	Newberry	W (SEA)-13	St. Helena Island, S.C.
22	Peters, Marcus	CB	6-0	197	24	3	Washington	D1-15	Oakland, Calif.
57	Pierre-Louis, Kevin	LB	6-0	230	25	4	Boston College	T (SEA)-17	Norwalk, Conn.
59	Ragland, Reggie	LB	6-2	252	23	2	Alabama	T (BUF)-17	Madison, Ala.
14	Robinson, Demarcus	WR	6-1	203	22	2	Florida	D4c-16	Fort Valley, Ga.
5	Santos, Cairo	K	5-8	160	25	4	Tulane	CFA-14	St. Augustine, Fla.
71	Schwartz, Mitchell	T	6-5	320	28	6	California	UFA-16	Pacific Palisades, Calif.
42	Sherman, Anthony	FB	5-10	242	28	7	Connecticut	T (ARI)-13	North Attleborough, Mass.
11	Smith, Alex	QB	6-4	217	33	13	Utah	T (SF)-13	La Mesa, Calif.
48	Smith, Terrance	LB	6-2	235	24	2	Florida State	CFA-16	Decatur, Ga.
49	Sorensen, Daniel	S	6-2	208	27	4	BYU	CFA-14	Colton, Calif.
30	Terrell, Steven	S	5-10	197	26	4	Texas A&M	UFA-17	Allen, Texas
13	Thomas, De'Anthony	WR	5-8	176	24	4	Oregon	D4-14	Los Angeles, Calif.
88	Travis, Ross	TE	6-7	235	24	2	Penn State	CFA-15	Chaska, Minn.
35	West, Charcandrick	RB	5-10	205	26	4	Abilene Christian	CFA-14	Springhill, La.
24	White, D.J.	CB	5-11	193	24	2	Georgia Tech	D6a-16	Atlanta, Ga.
12	Wilson, Albert	WR	5-9	200	25	4	Georgia State	CFA-14	Port St. Lucie, Fla.
53	Wilson, Ramik	LB	6-2	237	25	3	Georgia	D4-15	Tampa, Fla.
41	Winchester, James	LS	6-3	240	28	3	Oklahoma	FA-15	Washington, Okla.
70	Witzmann, Bryan	G	6-7	320	27	3	South Dakota State	W (DAL)-16	Houlton, Wis.
51	Zombo, Frank	LB	6-3	254	30	8	Central Michigan	UFA-13	Sterling Heights, Mich.
Practice Squad									
82	Charles, Orson	TE	6-3	247	26	3	Georgia	FA-17	Tampa, Fla.
4	Dieter, Gehrig	WR	6-2	208	24	R	Alabama	CFA-17	South Bend, Ind.
90	Hatley, Rickey	DL	6-4	320	23	1	Missouri	FA-17	Atlanta, Texas
7	Kemp, Marcus	WR	6-4	210	22	R	Hawaii	CFA-17	Layton, Utah
64	Mama, Damien	G	6-3	342	22	R	USC	CFA-17	Moreno Valley, Calif.
34	McQuay, Leon	S	6-1	195	22	R	USC	D6-17	Seffner, Fla.
40	Nixon, Taurean	DB	5-10	187	26	1	Tulane	FA-17	Baton Rouge, La.
54	Rush, Marcus	LB	6-3	251	26	1	Michigan State	FA-17	Cincinnati, Ohio
66	Williams, Isaiah	OL	6-3	306	24	1	Akron	FA-17	Cleveland, Ohio
Injured Reserve									
	Keith Baxter	CB	5-11	192	25	1	Marshall	FA-17	Homestead, FL.
	Devin Chappell	SS	6-0	204	23	R	Oregon State	CFA-17	Springfield, Ore.
	Jacoby Glenn	CB	6-0	185	24	2	UCF	FA-17	Prichard, Ala.
	Donald Hawkins	T	6-4	310	25	2	Texas	FA-17	Memphis, Ten.
29	Berry, Eric	S	6-0	212	28	8	Tennessee	D1-10	Fairburn, Ga.
67	Cheek, Joseph	OL	6-7	311	24	1	Texas A&M	FA-17	Seguin, Texas
6	Lampkin, Ashton	CB	6-0	189	23	R	Oklahoma State	CFA-17	Fort Worth, Texas
20	Nelson, Steven	CB	5-11	194	23	3	Oregon State	D3b-15	Warner Robins, Ga.
32	Ware, Spencer	RB	5-10	229	25	4	LSU	FA-14	Eunice, La.
Reserved/Physically Unable to perform									
91	Hali, Tamba	LB	6-3	275	33	12	Penn State	D1-06	Teaneck, N.J.
52	Nicolas, Dadi	LB	6-3	235	24	2	Virginia Tech	D6b-16	Port-au-Prince, Haiti
Non-Football Injury									
	Jordan Sterns	FS	5-11	198	23	R	Oklahoma State	CFA-17	Schertz, Texas

HEAD COACH: Andy Reid

OFFENSE: Brad Childress (Asst. Head Coach); Matt Nagy (Offensive Coordinator); Eric Bieniemy (Running Backs); Joe Bleymaier (Offensive Quality Control); Andy Heck (Offensive Line); Mike Kafka (Offensive Quality Control); Greg Lewis (Wide Receivers); Corey Matthaehi (Asst. Quarterbacks); Tom Melvin (Tight Ends).

DEFENSE: Bob Sutton (Defensive Coordinator); Terry Bradden (Defensive Asst.); Mark DeLeone (Asst. Linebackers); Gary Gibbs (Linebackers); Al Harris (Secondary/Cornerbacks); Britt Reid (Defensive Line); Mike Smith (Asst. Defensive Line); Emmitt Thomas (Defensive Backs).

SPECIALISTS: Dave Toub (Special Teams Coordinator); Rod Wilson (Asst. Special Teams Coach).

MISCELLANEOUS: Tommy Brasher (Special Projects); Barry Rubin (Head Strength & Conditioning); Travis Crittenden (Asst. Strength & Conditioning); Ryan Reynolds (Asst. Strength & Conditioning); Devin Woodhouse (Asst. Strength & Conditioning); Mike Frazier (Statistical Analysis Coordinator); Porter Ellett (Senior Asst. to Head Coach).

2017 KANSAS CITY CHIEFS POSITION-BY-POSITION 53-MAN ROSTER

(As of September 18, 2017)

QUARTERBACKS (3)

NO.	NAME	POS.	HT.	WT.	AGE	EXP.	COLLEGE	HOMETOWN	HOW ACQ.
9	Bray, Tyler	QB	6-6	215	25	5	Tennessee	Kingsburg, Calif	CFA-13
15	Mahomes, Patrick	QB	6-3	230	22	R	Texas Tech	Tyler, Texas	D1-17
11	Smith, Alex	QB	6-4	217	33	13	Utah	La Mesa, Calif.	T (SF)-13

RUNNING BACKS (3)

NO.	NAME	POS.	HT.	WT.	AGE	EXP.	COLLEGE	HOMETOWN	HOW ACQ.
31	Hunt, Akeem	RB	5-10	185	24	3	Purdue	FA-17	Covington, Ga.
27	Hunt, Kareem	RB	5-11	216	22	R	Toledo	Willoughby, Ohio	D3-17
42	Sherman, Anthony	FB	5-10	242	28	7	Connecticut	North Attleborough, Mass.	T (ARI)-13
35	West, Charcandrick	RB	5-10	205	26	4	Abilene Christian	Springhill, La.	CFA-14

WIDE RECEIVERS (6)

NO.	NAME	POS.	HT.	WT.	AGE	EXP.	COLLEGE	HOMETOWN	HOW ACQ.
80	Chesson, Jehu	WR	6-2	204	23	R	Michigan	St. Louis, Mo.	D4-17
17	Conley, Chris	WR	6-3	205	24	3	Georgia	Dallas, Ga.	D3a-15
10	Hill, Tyreek	WR	5-10	185	23	2	West Alabama	Pearson, Ga.	D5b-16
14	Robinson, Demarcus	WR	6-1	203	22	2	Florida	Fort Valley, Ga.	D4c-16
13	Thomas, De'Anthony	WR	5-8	176	24	4	Oregon	Los Angeles, Calif.	D4-14
12	Wilson, Albert	WR	5-9	200	25	4	Georgia State	Port St. Lucie, Fla.	CFA-14

TIGHT ENDS (3)

NO.	NAME	POS.	HT.	WT.	AGE	EXP.	COLLEGE	HOMETOWN	HOW ACQ.
84	Harris, Demetrius	TE	6-7	230	26	4	UW-Milwaukee	Little Rock, Ark.	CFA-13
87	Kelce, Travis	TE	6-5	260	26	5	Cincinnati	Cleveland Heights, Ohio	D3a-13
88	Travis, Ross	TE	6-7	235	24	2	Penn State	Chaska, Minn	CFA-15

OFFENSIVE LINE (9)

NO.	NAME	POS.	HT.	WT.	AGE	EXP.	COLLEGE	HOMETOWN	HOW ACQ.
65	Devey, Jordan	G	6-6	320	29	4	Memphis	American Fork, Utah	W (SF)-16
76	Duvernay-Tardif, Laurent	G	6-5	321	26	4	McGill	Montreal, Quebec	D6b-14
79	Ehinger, Parker	OL	6-6	310	24	2	Cincinnati	Rockford, Mich.	D4a-16
75	Erving, Cameron	OL	6-5	313	25	3	Florida State	Moultrie, Ga.	T (CLE)-17
72	Fisher, Eric	T	6-7	315	26	5	Central Michigan	Rochester, Mich.	D1-13
73	Fulton, Zach	OL	6-5	316	25	4	Tennessee	Homewood, Ill.	D6a-14
61	Morse, Mitch	C	6-6	305	25	3	Missouri	Austin, Texas	D2-15
71	Schwartz, Mitchell	T	6-5	320	28	6	California	Pacific Palisades, Calif.	UFA-16
70	Witzmann, Bryan	G	6-7	320	27	3	South Dakota State	Houlton, Wis.	W (DAL)-16

DEFENSIVE LINE (6)

NO.	NAME	POS.	HT.	WT.	AGE	EXP.	COLLEGE	HOMETOWN	HOW ACQ.
97	Bailey, Allen	DL	6-3	288	28	7	Miami (Fla.)	Sapelo Island, Ga.	D3b-11
94	Jenkins, Jarvis	DL	6-4	300	29	6	Clemson	Clemson, S.C.	UFA-17
95	Jones, Chris	DL	6-6	310	23	2	Mississippi State	Houston, Miss.	D2-16
96	Logan, Bennie	DT	6-2	315	27	5	LSU	Shreveport, La.	UFA-17
98	Miller, Roy	DT	6-1	301	30	9	Texas	Fort Lewsi, Wash.	FA-17
99	Nunez-Roches, Rakeem	DL	6-2	307	24	3	Southern Miss	Dangriga, Belize	D6-15

LINEBACKERS (10)

NO.	NAME	POS.	HT.	WT.	AGE	EXP.	COLLEGE	HOMETOWN	HOW ACQ.
45	Eligwe, Ukeme	LB	6-2	239	23	R	Georgia Southern	Stone Mountain, Ga.	D5-17
55	Ford, Dee	LB	6-2	252	26	4	Auburn	Odenville, Ala.	D1-14
50	Houston, Justin	LB	6-3	258	28	7	Georgia	Statesboro, Ga.	D3-11
56	Johnson, Derrick	LB	6-3	242	34	13	Texas	Waco, Texas	D1-05
92	Kpassagnon, Tanoh	DL	6-7	289	23	R	Villanova	Kalamazoo, Mich.	D2-17
57	Pierre-Louis, Kevin	LB	6-0	230	25	4	Boston College	Norwalk, Conn.	T (SEA)-17
59	Ragland, Reggie	LB	6-2	252	23	2	Alabama	Madison, Ala.	T (BUF)-17
48	Smith, Terrance	LB	6-2	235	24	2	Florida State	Decatur, Ga.	CFA-16
53	Wilson, Ramik	LB	6-2	237	25	3	Georgia	Tampa, Fla.	D4-15
51	Zombo, Frank	LB	6-3	254	30	8	Central Michigan	Sterling Heights, Mich.	UFA-13

DEFENSIVE BACKS (10)

NO.	NAME	POS.	HT.	WT.	AGE	EXP.	COLLEGE	HOMETOWN	HOW ACQ.
25	Acker, Kenneth	CB	6-0	195	25	4	SMU	Portland, Ore.	T (SF)-16
23	Gaines, Phillip	CB	6-0	193	26	4	Rice	Converse, Texas	D3-14
39	Mitchell, Terrance	CB	5-11	190	25	4	Oregon	Sacramento, Calif.	FA-16
21	Murray, Eric	DB	5-11	199	23	2	Minnesota	Milwaukee, Wis.	D4b-16
38	Parker, Ron	DB	6-0	206	30	7	Newberry	St. Helena Island, S.C.	W (SEA)-13
22	Peters, Marcus	CB	6-0	197	24	3	Washington	Oakland, Calif.	D1-15
49	Sorensen, Daniel	S	6-2	208	27	4	BYU	Colton, Calif.	CFA-14
30	Terrell, Steven	S	5-10	197	26	4	Texas A&M	Allen, Texas	UFA-17
24	White, D.J.	CB	5-11	193	24	2	Georgia Tech	Atlanta, Ga.	D6a-16

SPECIALISTS (3)

NO.	NAME	POS.	HT.	WT.	AGE	EXP.	COLLEGE	HOMETOWN	HOW ACQ.
2	Colquitt, Dustin	P	6-3	210	35	13	Tennessee	Knoxville, Tenn.	D3-05
5	Santos, Cairo	K	5-8	160	25	4	Tulane	St. Augustine, Fla.	CFA-14
41	Winchester, James	LS	6-3	240	28	3	Oklahoma	Washington, Okla.	FA-15

2017 KANSAS CITY CHIEFS UNOFFICIAL DEPTH CHART

(As of September 18, 2017)

OFFENSE

WR	10 Tyreek Hill	12 Albert Wilson	14 Demarcus Robinson
LT	72 Eric Fisher	75 Cameron Erving	
LG	70 Bryan Witzmann	79 Parker Ehinger	
C	61 Mitch Morse	65 Jordan Devey	
RG	76 Laurent Duvernay-Tardif	73 Zach Fulton	
RT	71 Mitchell Schwartz	75 Cameron Erving	
TE	87 Travis Kelce	84 Demetrius Harris	88 Ross Travis
WR	17 Chris Conley	13 De'Anthony Thomas	<u>80 Jehu Chesson</u>
QB	11 Alex Smith	<u>15 Patrick Mahomes</u>	9 Tyler Bray
RB	<u>27 Kareem Hunt</u>	35 Charcandrick West	31 Akeem Hunt
FB	42 Anthony Sherman		

DEFENSE

LDE	95 Chris Jones	99 Rakeem Nunez-Roches	
NT	96 Bennie Logan	98 Roy Miller	
RDE	97 Allen Bailey	94 Jarvis Jenkins	
LOLB	50 Justin Houston	51 Frank Zombo	
LILB	56 Derrick Johnson	57 Kevin Pierre-Louis	48 Terrance Smith
RILB	53 Ramik Wilson	<u>45 Ukeme Eligwe</u>	59 Reggie Ragland
ROLB	55 Dee Ford	92 <u>Tanoh Kpassagnon</u>	
LCB	22 Marcus Peters	23 Phillip Gaines	24 D.J. White
RCB	39 Terrance Mitchell	25 Kenneth Acker	
S	38 Ron Parker	30 Steven Terrell	
S	49 Daniel Sorensen	21 Eric Murray	

SPECIALISTS

P	2 Dustin Colquitt	5 Cairo Santos
K	5 Cairo Santos	2 Dustin Colquitt
KO	5 Cairo Santos	2 Dustin Colquitt
LS	41 James Winchester	
H	2 Dustin Colquitt	
PR	10 Tyreek Hill	13 De'Anthony Thomas
KR	13 De'Anthony Thomas	10 Tyreek Hill

Rookies Underlined

Reads Left to Right, Top Line then Bottom

PRONUNCIATION GUIDE

Charcandrick West	Char-can-drick
Jehu Chesson	Jay-YOU CHESS-en
Laurent (Larry) Duvernay-Tardif	Doo-ver-nay Tar-diff
Parker Ehinger	Anger
Rakeem Nunez-Roches	RA-keem NOON-yez RO-ches
Tanoh Kpassagnon	TAWN-o pass-N-yo
Travis Kelce	KEL-see
Ukeme Eligwe	ew-KIM-ay ee-LEEG-way
Kevin Pierre-Louis	Lewis

HOW THE 2017 53-MAN CHIEFS ROSTER WAS BUILT

(As of September 18, 2017)

YEAR	DRAFT	FREE AGENTS	TRADE/WAIVERS
2005	LB Derrick Johnson (1) P Dustin Colquitt (3)		
2006			
2007			
2008			
2009			
2010			
2011	LB Justin Houston (3a) DL Allen Bailey (3b)		
2012			
2013	T Eric Fisher (1) TE Travis Kelce (3a)	QB Tyler Bray (CFA) TE Demetrius Harris (CFA) LB Frank Zombo (UFA)	FB Anthony Sherman (T/ARI) QB Alex Smith (T/SF) DB Ron Parker (W/SEA)
2014	LB Dee Ford (1) CB Phillip Gaines (3) WR De'Anthony Thomas (4) G Zach Fulton (6a) G Laurent Duvernay-Tardif (6b)	K Cairo Santos (CFA) S Daniel Sorensen (CFA) RB Charcandrick West (FA) WR Albert Wilson (CFA)	
2015	CB Marcus Peters (1) C Mitch Morse (2) WR Chris Conley (3a) LB Ramik Wilson (4) DL Rakeem Nunez-Roches (6a)	TE Ross Travis (CFA) LS James Winchester (FA)	
2016	DL Chris Jones (2) OL Parker Ehinger (4a) DB Eric Murray (4b) WR Demarcus Robinson (4c) WR Tyreek Hill (5b) DB D.J. White (6a)	CB Terrance Mitchell (FA) T Mitchell Schwartz (UFA) LB Terrance Smith (CFA)	CB Kenneth Acker (T/SF) G Bryan Witzmann (W/DAL)
2017	QB Patrick Mahomes (1) DL Tanoh Kpassagnon (2) RB Kareem Hunt (3) WR Jehu Chesson (4) LB Ukeme Eligwe (5)	DL Jarvis Jenkins (UFA) DT Bennie Logan (UFA) DT Roy Miller (FA) S Steven Terrell (FA) OL Jordan Devey (FA) RB Akeem Hunt	LB Kevin Pierre-Thomas (T/SEA) LB Reggie Ragland (T/BUF) OL Cameron Erving (T/CLE)
TOTAL ROSTER BREAKDOWN		5 Unrestricted Free Agents	2 Waiver Claims
29 Draft Choices		5 Free Agents	6 Trades
		6 College Free Agents	

CHIEFS 2017 53-MAN ROSTER BY EXPERIENCE

(As of September 18, 2017)	<u>6th Year (1)</u>	<u>3rd Year (10)</u>	<u>Rookies (5)</u>
<u>13th Year (3)</u> LB Derrick Johnson P Dustin Colquitt QB Alex Smith	T Mitchell Schwartz	C Mitch Morse CB Marcus Peters DL Rakeem Nunez-Roches LB Kevin Pierre-Louis LB Ramik Wilson LS James Winchester G Bryan Witzmann WR Chris Conley OL Cameron Erving S Steven Terrell RB Akeem Hunt	DL Tanoh Kpassagnon LB Ukeme Eligwe QB Patrick Mahomes RB Kareem Hunt WR Jehu Chesson
<u>9th Year (1)</u> Roy Miller III	<u>5th Year (4)</u> DT Bennie Logan QB Tyler Bray T Eric Fisher TE Travis Kelce	<u>2nd Year (9)</u> DB D.J. White DB Eric Murray DL Chris Jones LB Terrance Smith OL Parker Ehinger TE Ross Travis WR Demarcus Robinson WR Tyreek Hill LB Reggie Ragland	
<u>8th Year (2)</u> LB Frank Zombo	<u>4th Year (13)</u> CB Kenneth Acker CB Phillip Gaines CB Terrance Mitchell G Laurent Duvernay-Tardif G Zach Fulton K Cairo Santos LB Dee Ford RB Charcandrick West S Daniel Sorensen TE Demetrius Harris WR Albert Wilson WR De'Anthony Thomas G Jordan Devey		
<u>7th Year (5)</u> DB Ron Parker DL Allen Bailey DL Jarvis Jenkins FB Anthony Sherman LB Justin Houston			

[Overall selection in brackets]

1st Round (9)

[1] QB Alex Smith (2005 - SF) [1] T Eric Fisher (2013) [5] S Eric Berry (2010) [10] QB Patrick Mahomes (2017) [15] LB Derrick Johnson (2005) [18] CB Marcus Peters (2015) [23] LB Dee Ford (2014) [19] OL Cameron Erving (2015-CLE)

2nd Round (6)

[37] Mitchell Schwartz (2012 - CLE) [37] DL Chris Jones (2016) [41] DL Jarvis Jenkins (2011-WASH) [49] C Mitch Morse (2015), [59] Tanoh Kpassagnon (2017) [41] Reggie Ragland (2016-BUF)

3rd Round (9)

[63] TE Travis Kelce (2013) [67] DT Bennie Logan (2013 - PHI) [70] LB Justin Houston (2011) [76] WR Chris Conley (2015) [86] Allen Bailey (2011) [86] Kareem Hunt (2017) [98] CB Steven Nelson (2015) [99] P Dustin Colquitt (2005), [81] DT Roy Miller III (2009-TB)

4th Round

[105] OL Parker Ehinger (2016) [106] DB Eric Murray, (2016) [118] LB Ramik Wilson (2014), [124] WR De'Anthony Thomas (2014), [126] WR Demarcus Robinson (2016), [139] WR Jehu Chesson (2017), [132] Kevin Pierre-Louis (2014-SEA)

5th Round

[136] FB Anthony Sherman (2011-ARI), WR Tyreek Hill (2016), [183] LB Ukeme Eligwe (2017)

6th Round

[178] DB D.J. White (2016), [180] DB Kenneth Acker (2014-SF), [193] OL Zach Fulton (2014), [200] G Laurent Duvernay-Tardif (2014), [217] DL Rakeem Nunez-Roches

7th Round

[254] CB Terrance Mitchell (2014- DAL)

Undrafted

LB Frank Zombo (2010 - GB), DB Ron Parker (2011 - SEA), QB Tyler Bray (2013), TE Demetrius Harris (2013), OL Jordan Devey (2013 - BAL), LS James Winchester (2013 - PHI), LB Terrance Smith (2016), G Bryan Witzmann (2016- GB), K Cairo Santos (2014), S Daniel Sorensen (2014), WR Albert Wilson (2014), RB Charcandrick West (2014), TE Ross Travis (2015), S Steven Terrell (2013 - JAX), RB Akeem Hunt (2015)

KANSAS CITY CHIEFS 2017 TRANSACTIONS

(as of 9/18/17)

Date	Player	Transaction
Jan. 2	SANKEY, Darnell, LB	Released from Practice Squad
Jan. 2	KING, David, DL	Signed to Practice Squad
Jan. 3	NICOLAS, Dadi, LB	Injured/Reserve
Jan. 3	OCHI, Victor, LB	Claimed from NYJ Practice Squad
Jan. 3	BATTLE, Isaiah, OL	Reserve/Future Signing
Jan. 7	RATELLE, Will, FB	Reserve/Future Signing
Jan. 7	WILSON, Julian, DB	Reserve/Future Signing
Jan. 20	GREENE, Khaseem, LB	Reserve/Future Signing
Jan. 20	JAMES, Josh, T	Reserve/Future Signing
Jan. 22	WINCHESTER, James, LS	Contract Extension
Jan. 25	LEWIS, Greg	Hired as Wide Receivers Coach
Jan. 30	HUGHES, Montori, DL	Reserve/Future Signing
Jan. 30	REAVES, Darrin, RB	Reserve/Future Signing
Feb. 8	WILSON, Rod	Hired as Assistant Special Teams Coach
Feb. 8	KAFKA, Mike	Hired as Offensive Quality Control Coach
Feb. 13	CHILDRESS, Brad	Named Assistant Head Coach
Feb. 13	NAGY, Matt	Named Offensive Coordinator
Feb. 17	BRADDEN, Terry	Hired as Defensive Assistant
Feb. 24	SPILLER, C.J., RB	Signed
Feb. 27	DUVERNAY-TARDIF, Laurent, G	Contract Extension
Feb. 28	BERRY, Eric, S	Contract Extension
Feb. 28	CHARLES, Jamaal, RB	Released
March 13	SORENSEN, Daniel, S	Contract Extension
March 14	LOGAN, Bennie, DT	Signed
March 14	PERSON, Mike, OL	Signed
March 16	HUFF, Marqueston, S	Signed
March 28	JENKINS, Jarvis, DL	Signed
March 31	ESCOBAR, Gavin, TE	Signed
April 22	HOWARD, Jaye, DL	Waived
April 27	MAHOMES II, Patrick, QB	Drafted in the 1 st Round
April 28	KPASSAGNON, Tanoh, DL	Drafted in the 2 nd Round
April 28	HUNT, Kareem, RB	Drafted in the 3 rd Round
April 29	O'SHAUGHNESSY, James, TE	Traded to NE Patriots
April 29	CHESSON, Jehu, WR	Drafted in the 4 th Round
April 29	ELIGWE, Ukeme, LB	Drafted in the 5 th Round
April 29	MCQUAY III, Leon, S	Drafted in the 6 th Round
May 3	BAUSBY, De'Vante, CB	Signed
May 4	WILSON, Julian, CB	Waived
May 5	TAYLOR, Kelvin, RB	Claimed off waiver (SEA)
May 5	BROOKS, Corin, OL	Signed
May 5	CHAPPELL, Devin, S	Signed
May 5	DIETER, Gehrig, WR	Signed
May 5	HASIC, Anas, WR	Signed
May 5	HOUSTON, Wyatt, TE	Signed
May 5	KEMP, Marcus, WR	Signed
May 5	LAMPKIN, Ashton, CB	Signed
May 5	MAMA, Damien, OL	Signed
May 5	MOORE, Alonzo, WR	Signed
May 5	NELSON, JR, CB	Signed
May 5	STERNS, Jordan, S	Signed
May 5	STEVENS, Tony, WR	Signed
May 5	CHESSON, Jehu, WR	Signed
May 5	ELIGWE, Ukeme, LB	Signed
May 5	MCQUAY, Leon, DB	Signed
May 6	CHESSON, Jehu, WR	Signed
May 6	ELIGWE, Ukeme, LB	Signed
May 6	MCQUAY, Leon, DB	Signed
May 8	REAVES, Darrin, RB	Waived
May 9	HARRIS, Vernon, CB	Waived
May 9	HASIC, Anas, WR	Waived
May 9	HOUSTON, Wyatt, TE	Waived
May 9	JOHNSON, Cory, DL	Waived
May 9	RATELLE, Will, FB	Waived
May 9	TAYLOR, Kelvin, RB	Waived
May 9	ALI'IFUA, Ricky, DL	Signed
May 9	BYRD, Emanuel, TE	Signed
May 9	MONDAY, Will, P	Signed
May 9	REDDING, Devine, RB	Signed
May 9	STAPLES, Jamari, WR	Signed
May 9	JEAN_BAPTISTE, Stanley, CB	Signed
May 9	GREENE, Khaseem, LB	Waived
May 10	TILLER, Andrew, G	Signed
May 16	HALL, Jimmy, LB	Waived
May 16	CLIETT, Richard, LB	Claimed off waiver (TEN)
May 22	OCHI, Victor, LB	Waived
May 22	WILLIAMS, Tourek, LB	Signed
May 30	WILLIAMS, Tourek, LB	Waived
May 30	RUSH, Marcus, LB	Signed
June 1	DREW, Damariay	Signed
June 2	MACLIN, Jeremy, WR	Waived
June 5	HUNT, Kareem, RB	Signed
June 5	JONES, Tevin, WR	Signed
June 6	KPASSAGNON, Tanoh	Signed
June 9	DREW, Damariay	Waived
June 9	BARNES, T.J.	Waived
June 9	THOMAS, Cam	Signed
June 9	BAXTER, Keith	Signed
June 15	BROOKS, Corin, OL	Waived
June 15	JEAN-BAPTISTE, CB	Waived
June 15	HARTFIELD, Trevon, CB	Signed
June 15	HAWKINS, Donald, T	Signed
July 6	HUFF, Marqueston, S	Waived
July 6	MONDAY, Will, P	Waived
July 6	MAUGA, Josh, LB	Signed
July 6	TERRELL, Steven, S	Signed
July 23	MAHOMES, Patrick, QB	Signed
July 27	WITZMANN, Bryan, OL	Contract renegotiated
July 28	PIERRE-LOUIS, Kevin, LB	Acquired via trade with Seattle
July 28	ALEXANDER, D.J., LB	Traded to Seattle
July 28	MOORE, Alonzo, WR	Waived
July 28	GOODLEY, Antwan, WR	Signed
July 31	BYRD, Emanuel, TE	Waived
July 31	GOODLEY, Antwan, WR	Waived
July 31	WASHINGTON, Corey, WR	Signed
July 31	WHEELWRIGHT, Robert, WR	Signed
August 2	STERNS, Jordan, S	Waived
August 2	MILLER, Roy, DT	Signed
August 4	HUGHES, Montori, DT	Waived
August 4	BAXTER, Keith, CB	Waived
August 4	SCOTT, Larry, CB	Signed
August 4	GLENN, Jacoby, CB	Signed
August 6	CLIETT, Rashard, LB	Waived
August 6	SWAIN, Maurice, DT	Signed
August 8	WASHINGTON, Corey, WR	Waived
August 8	FICKEN, Sam, K	Signed
August 28	MAUGA, Josh, LB	Released
August 28	RAGLAND, Reggie, LB	Acquired via trade with Buffalo
August 30	ERVING, Cameron, C	Acquired vis trade with Cleveland
August 30	NELSON, JR, CB	Waived
August 31	REID, Jah, OL	Released
September 1	KING, David, DL	Traded
September 2	BATTLE, Isaiah, OL	Traded
September 2	Ali'ifua, Ricky, DL	Waived
September 2	BAUSBY, De'Vante, Bausby	Waived
September 2	CHEEK, Joseph, T	Waived
September 2	Dieter, Gehrig, WR	Waived
September 2	FICKEN, Sam, K	Waived
September 2	GLENN, Jacoby, CB	Waived
September 2	HARTFIELD, Trevon, CB	Waived
September 2	HAWKINS, Donald, T	Waived
September 2	JAMES, Josh, G	Waived
September 2	JONES, Seantavius, WR	Waived
September 2	JONES, Tevin, WR	Waived
September 2	KEMP, Marcus, WR	Waived
September 2	MAMA, Damien, G	Waived
September 2	MARCH-LILLARD, Justin, LB	Waived
September 2	MCQUAY, Leon, S	Waived
September 2	OKINE, Earl, LB	Waived
September 2	REDDING, Devin, RB	Waived
September 2	RUSH, Marcus, LB	Waived
September 2	SCOTT, Larry, CB	Waived
September 2	STAVE, Joel, QB	Waived
September 2	STEVENS, Tony, WR	Waived
September 2	SWAIN, Maurice, DT	Waived
September 2	WHEELWRIGHT, Robert, WR	Waived

September 2 CHARLES, Orson, TE Released
 September 2 ESCOBAR, Gavin, TE Released
 September 2 PERSON, Mike, C Released
 September 2 SPILLER, C.J, RB Released
 September 2 TERRELL, Steven, S Released
 September 2 THOMAS, Cam, DT Released
 September 2 TILLER, Andrew, G Released
 September 2 HALI, Tamba, LB Placed on PUP
 September 2 NICOLAS, Dadi, LB Placed on PUP
 September 2 LAMPKIN, Ashton, CB Placed on IR
 September 2 WARE, Spencer, RB Placed on IR
 September 3 CHARLES, Orson, TE Signed to Practice Squad
 September 3 CHEEK, Joseph, T Signed to Practice Squad
 September 3 DIETER, Gehrig, WR Signed to Practice Squad
 September 3 KEMP, Marcus, WR Signed to Practice Squad
 September 3 MAMA, Damien, OL Signed to Practice Squad
 September 3 MCQUAY, Leon, S Signed to Practice Squad
 September 3 REDDING, Devine, RB Signed to Practice Squad
 September 3 RUSH, Marcus, LB Signed to Practice Squad
 September 3 NELSON, Steven, CB Placed on IR
 September 3 SPILLER, C.J., RB Signed
 September 4 WILLIAMS, Isaiah, OL Signed to Practice Squad
 September 5 HUNT, Akeem, RB Signed to Practice Squad
 September 6 REDDING, Devine, RB Released from Practice Squad
 September 6 NIXON, Taurean, DB Signed to Practice Squad
 September 7 NIXON, Taurean, DB Released from Practice Squad
 September 7 RUSH, Marcus, LB Released from Practice Squad
 September 7 DEVEY, Jordan, OL Released
 September 7 SPILLER, C.J., RB Released
 September 9 BERRY, Eric, S Placed on IR
 September 9 NIXON, Taurean, DB Signed to Practice Squad
 September 9 RUSH, Marcus, LB Signed to Practice Squad
 September 9 DEVEY, Jordan, OL Signed
 September 9 SPILLER, C.J., RB Signed
 September 9, TERRELL, Steven, S Signed
 September 11 CHEEK, Joseph, OL Placed on Practice Squad/Injured
 September 11 HATLEY, Rickey, DL Signed to Practice Squad
 September 16 SPILLER, C.J., RB Released
 September 16 HUNT, Akeem, RB Released from Practice Squad
 September 16 HUNT, Akeem, RB Signed



CHIEFS

ADDITIONAL STATISTICS

THIS IS CHIEFS KINGDOM

Individual Single-Game Highs

2017 REGULAR SEASON CHIEFS INDIVIDUAL SINGLE-GAME HIGHS

Passes Attempted	35	Alex Smith	at Patriots	9/7
Passes Completed	28	Alex Smith	at Patriots	9/7
Passing Yards	368	Alex Smith	at Patriots	9/7
Touchdown Passes	4	Alex Smith	at Patriots	9/7
Pass Receptions	8	Travis Kelce	vs. Eagles	9/17
Receiving Yards	133	Tyreek Hill	at Patriots	9/7
Touchdown Receptions	2	Kareem Hunt	at Patriots	9/7
Rushing Yards	148	Kareem Hunt	at Patriots	9/7
Rushing Attempts	17	Kareem Hunt	at Patriots	9/7
Rushing Touchdowns	2	Kareem Hunt	vs. Eagles	9/17
Yards From Scrimmage	246	Kareem Hunt	at Patriots	9/7
Combined Net Yards	246	Kareem Hunt	at Patriots	9/7
Interceptions Made	1	Chris Jones	vs. Eagles	9/17
Sacks	3.0	Chris Jones	vs. Eagles	9/17
Punts	6	Dustin Colquitt	at Patriots	9/7
Punting Average	45.4	Dustin Colquitt	vs. Eagles	9/17
Punt Returns	2	Tyreek Hill	at Patriots	9/7
		De'Anthony Thomas	at Patriots	9/7
Punt Return Yards	8	Tyreek Hill	vs. Eagles	9/17
Kickoff Returns	4	De'Anthony Thomas	at Patriots	9/7
Kickoff Return Yards	86	De'Anthony Thomas	at Patriots	9/7
Field Goals Attempted	2	Cairo Santos	vs. Eagles	9/17
Field Goals Made	2	Cairo Santos	vs. Eagles	9/17
2017 REGULAR SEASON KANSAS CITY CHIEFS LONGEST PLAYS				
Run From Scrimmage	58	Kareem Hunt	at Patriots	9/7
Touchdown Run	53	Kareem Hunt	vs. Eagles	9/17
Pass Reception	78	Kareem Hunt	at Patriots	9/7
Touchdown Reception	78	Kareem Hunt	at Patriots	9/7
Punt Return	8	Tyreek Hill	vs. Eagles	9/17
Kickoff Return	40	Akeem Hunt	vs. Eagles	9/17
Punt	60	Dustin Colquitt	vs. Eagles	9/17
Field Goal	39	Cairo Santos	vs. Eagles	9/17

Opponents Individual Single-Game Highs

2017 OPPONENTS INDIVIDUAL SINGLE-GAME HIGHS

Passes Attempted	46	Carson Wentz	vs. Eagles	9/17
Passes Completed	25	Carson Wentz	vs. Eagles	9/17
Passing Yards	333	Carson Wentz	vs. Eagles	9/17
Touchdown Passes	2	Carson Wentz	vs. Eagles	9/17
Pass Receptions	7	Alshon Jeffery	vs. Eagles	9/17
Receiving Yards	100	Danny Amendola	at Patriots	9/7
Touchdown Receptions	1	Nelson Agholor	vs. Eagles	9/17
		Alshon Jeffery	vs. Eagles	9/17
Rushing Yards	55	Carson Wentz	vs. Eagles	9/17
Rushing Attempts	15	Mike Gillislee	at Patriots	9/7
Rushing Touchdowns	3	Mike Gillislee	at Patriots	9/7
Yards From Scrimmage	100	Danny Amendola	at Patriots	9/7
Combined Net Yards	97	Zach Ertz	vs. Eagles	9/17
Sacks	2.0	Trey Flowers	at Patriots	9/7
Punts	6	Ryan Allen	at Patriots	9/7
Punting Average	42.3	Donnie Jones	vs. Eagles	9/17
Punt Returns	1	Danny Amendola	at Patriots	9/7
		Darren Sproles	vs. Eagles	9/17
Punt Return Yards	10	Darren Sproles	vs. Eagles	9/17
Kickoff Returns	3	Dion Lewis	at Patriots	9/7
Kickoff Return Yards	55	Wendell Smallwood	vs. Eagles	9/17
Field Goals Attempted	3	Jake Elliott	vs. Eagles	9/17
Field Goals Made	2	Stephen Gostkowski	at Patriots	9/7
		Jake Elliott	vs. Eagles	9/17
2017 OPPONENTS LONGEST PLAYS				
Run From Scrimmage	24	Carson Wentz	vs. Eagles	9/17
Touchdown Run	2	Mike Gillislee	at Patriots	9/7
Pass Reception	54	Brandin Cooks	at Patriots	9/7
Touchdown Reception	16	Alshon Jeffery	vs. Eagles	9/17
Punt Return	10	Darren Sproles	vs. Eagles	9/17
Kickoff Return	28	Wendell Smallwood	vs. Eagles	9/17
Punt	54	Ryan Allen	at Patriots	9/7
Field Goal	40	Jake Elliott	vs. Eagles	9/17

Big Yardage Games

2017 BIG YARDAGE GAMES

100-YARD PASS RECEIVERS

DATE	OPPONENT	PLAYER	REC.	YDS.	AVG.	LG	TD
9/7	at Patriots	Tyreek Hill	7	133	19.0	75t	1
9/17	vs. Eagles	Travis Kelce	8	103	12.9	44	1

100-YARD RUSHERS

DATE	OPPONENT	PLAYER	ATT.	YDS.	AVG.	LG	TD
9/7	at Patriots	Kareem Hunt	17	148	8.7	58	1

300-YARD PASSERS

DATE	OPPONENT	PLAYER	REC.	YDS.	COMP.	LG	TD
9/7	at Patriots	Alex Smith	35	368	28	78t	4

2017 OPPONENTS BIG YARDAGE GAMES

100-YARD PASS RECEIVERS

DATE	OPPONENT	PLAYER	REC.	YDS.	AVG.	LG	TD
9/7	at Patriots	Danny Amendola	6	100	16.7	27	0

300-YARD PASSERS

DATE	OPPONENT	PLAYER	REC.	YDS.	COMP.	LG	TD
9/17	vs. Eagles	Carson Wentz	46	333	25	53	2

100.0+ Passer Rating

2017 100.0+ PASSER RATING

PASSING GAMES

DATE	OPPONENT	PLAYER	ATT.	CMP.	YDS.	CMP.%	YDS/ATT.	YDS/CMP.	TD	TD%	INT	INT%	LONG	SACK/LOST	RATING
9/7	at Patriots	Alex Smith	35	28	368	80.0%	10.51	13.14	4	11.4%	0	0.0%	78t	3/16	148.6
9/17	vs. Eagles	Alex Smith	28	21	251	75.0%	8.96	11.95	1	3.6%	0	0.0%	44	4/19	113.8

2017 OPPONENTS 100.0+ PASSER RATING

PASSING GAMES

* No Results *

*NEED MINIMUM OF 20 ATTEMPTS TO QUALIFY

Week-By-Week Rankings

DATE	OPPONENT	OFFENSE				DEFENSE			
		TOTAL	RUSH	PASS	*POINTS SCORED	TOTAL	RUSH	PASS	*POINTS SCORED
9/7	@ New England	1	2	1	2	24	22	17	24
9/17	Philadelphia	2	2	5	3	28	T-20	27	25

*Points per game

Individual GxG Stats: PASSING

2017 INDIVIDUAL GAME-BY-GAME STATS

PASSING:		ALEX SMITH												
DATE	OPP.	ATT	CMP	YDS	COMP%	Y/A	Y/C	TD	TD%	INT	INT%	LG	SK/YD	RATE
09/07	at New England	35	28	368	80.0%	10.51	13.14	4	11.4%	0	0.0%	78t	3/16.0	148.6
09/17	Philadelphia	28	21	251	75.0%	8.96	11.95	1	3.6%	0	0.0%	44	4/19.0	113.8
09/24	at L.A. Chargers													
10/02	Washington													
10/08	at Houston													
10/15	Pittsburgh													
10/19	at Oakland													
10/30	Denver													
11/05	at Dallas													
11/19	at N.Y. Giants													
11/26	Buffalo													
12/03	at N.Y. Jets													
12/10	Oakland													
12/16	L.A. Chargers													
12/24	Miami													
12/31	at Denver													
TOTALS		63	49	619	77.8%	9.83	12.63	5	7.9%	0	0.0%	78t	7/35.0	134.1

PASSING:		TYLER BRAY												
DATE	OPP.	ATT	CMP	YDS	COMP%	Y/A	Y/C	TD	TD%	INT	INT%	LG	SK/YD	RATE
09/07	at New England													
09/17	Philadelphia													
09/24	at L.A. Chargers													
10/02	Washington													
10/08	at Houston													
10/15	Pittsburgh													
10/19	at Oakland													
10/30	Denver													
11/05	at Dallas													
11/19	at N.Y. Giants													
11/26	Buffalo													
12/03	at N.Y. Jets													
12/10	Oakland													
12/16	L.A. Chargers													
12/24	Miami													
12/31	at Denver													
TOTALS		0	0	0	0.0%	0.00	0.00	0	0%	0	0%	--	0/0.0	0.0

PASSING:		PATRICK MAHOMES												
DATE	OPP.	ATT	CMP	YDS	COMP%	Y/A	Y/C	TD	TD%	INT	INT%	LG	SK/YD	RATE
09/07	at New England													
09/17	Philadelphia													
09/24	at L.A. Chargers													
10/02	Washington													
10/08	at Houston													
10/15	Pittsburgh													
10/19	at Oakland													
10/30	Denver													
11/05	at Dallas													
11/19	at N.Y. Giants													
11/26	Buffalo													
12/03	at N.Y. Jets													
12/10	Oakland													
12/16	L.A. Chargers													
12/24	Miami													
12/31	at Denver													
TOTALS		0	0	0	0.0%	0.00	0.00	0	0%	0	0%	--	0/0.0	0.0

Individual GxG Stats: RUSHING

2017 INDIVIDUAL GAME-BY-GAME STATS

RUSHING:		TYREEK HILL					KAREEM HUNT					TRAVIS KELCE				
DATE	OPP.	NO.	YDS	AVG	LG	TD	NO.	YDS	AVG	LG	TD	NO.	YDS	AVG	LG	TD
09/07	at New England	2	5	2.5	4	0	17	148	8.7	58	1	1	4	4.0	4	0
09/17	Philadelphia	1	6	6.0	6	0	13	81	6.2	53t	2	0	0	0	--	0
09/24	at L.A. Chargers															
10/02	Washington															
10/08	at Houston															
10/15	Pittsburgh															
10/19	at Oakland															
10/30	Denver															
11/05	at Dallas															
11/19	at N.Y. Giants															
11/26	Buffalo															
12/03	at N.Y. Jets															
12/10	Oakland															
12/16	L.A. Chargers															
12/24	Miami															
12/31	at Denver															
TOTALS		3	11	3.7	6	0	30	229	7.6	58	3	1	4	4.0	4	0

RUSHING:		ALEX SMITH					DE'ANTHONY THOMAS					CHARCANDRICK WEST				
DATE	OPP.	NO.	YDS	AVG	LG	TD	NO.	YDS	AVG	LG	TD	NO.	YDS	AVG	LG	TD
09/07	at New England	5	3	0.6	7	0	1	4	4.0	4	0	1	21	21.0	21t	1
09/17	Philadelphia	4	21	5.3	12	0	0	0	0	--	0	0	0	0	--	0
09/24	at L.A. Chargers															
10/02	Washington															
10/08	at Houston															
10/15	Pittsburgh															
10/19	at Oakland															
10/30	Denver															
11/05	at Dallas															
11/19	at N.Y. Giants															
11/26	Buffalo															
12/03	at N.Y. Jets															
12/10	Oakland															
12/16	L.A. Chargers															
12/24	Miami															
12/31	at Denver															
TOTALS		9	24	2.7	12	0	1	4	4.0	4	0	1	21	21.0	21t	1

RUSHING:		ALBERT WILSON				
DATE	OPP.	NO.	YDS	AVG	LG	TD
09/07	at New England	0	0	0	--	0
09/17	Philadelphia	1	4	4.0	4	0
09/24	at L.A. Chargers					
10/02	Washington					
10/08	at Houston					
10/15	Pittsburgh					
10/19	at Oakland					
10/30	Denver					
11/05	at Dallas					
11/19	at N.Y. Giants					
11/26	Buffalo					
12/03	at N.Y. Jets					
12/10	Oakland					
12/16	L.A. Chargers					
12/24	Miami					
12/31	at Denver					
TOTALS		1	4	4.0	4	0

Individual GxG Stats: RECEIVING

2017 INDIVIDUAL GAME-BY-GAME STATS

RECEIVING:		CHRIS CONLEY					DEMETRIUS HARRIS					TYREEK HILL				
DATE	OPP.	NO.	YDS	AVG	LG	TD	NO.	YDS	AVG	LG	TD	NO.	YDS	AVG	LG	TD
09/07	at New England	2	43	21.5	25	0	2	15	7.5	8	1	7	133	19.0	75t	1
09/17	Philadelphia	4	55	13.8	35	0	0	0	0	--	0	4	43	10.8	18	0
09/24	at L.A. Chargers															
10/02	Washington															
10/08	at Houston															
10/15	Pittsburgh															
10/19	at Oakland															
10/30	Denver															
11/05	at Dallas															
11/19	at N.Y. Giants															
11/26	Buffalo															
12/03	at N.Y. Jets															
12/10	Oakland															
12/16	L.A. Chargers															
12/24	Miami															
12/31	at Denver															
TOTALS		6	98	16.3	35	0	2	15	7.5	8	1	11	176	16.0	75t	1

RECEIVING:		KAREEM HUNT					TRAVIS KELCE					DE'ANTHONY THOMAS				
DATE	OPP.	NO.	YDS	AVG	LG	TD	NO.	YDS	AVG	LG	TD	NO.	YDS	AVG	LG	TD
09/07	at New England	5	98	19.6	78t	2	5	40	8.0	14	0	1	-2	-2.0	-2	0
09/17	Philadelphia	3	28	9.3	16	0	8	103	12.9	44	1	0	0	0	--	0
09/24	at L.A. Chargers															
10/02	Washington															
10/08	at Houston															
10/15	Pittsburgh															
10/19	at Oakland															
10/30	Denver															
11/05	at Dallas															
11/19	at N.Y. Giants															
11/26	Buffalo															
12/03	at N.Y. Jets															
12/10	Oakland															
12/16	L.A. Chargers															
12/24	Miami															
12/31	at Denver															
TOTALS		8	126	15.8	78t	2	13	143	11.0	44	1	1	-2	-2.0	-2	0

RECEIVING:		CHARCANDRICK WEST					ALBERT WILSON				
DATE	OPP.	NO.	YDS	AVG	LG	TD	NO.	YDS	AVG	LG	TD
09/07	at New England	1	4	4.0	4	0	5	37	7.4	13	0
09/17	Philadelphia	0	0	0	--	0	2	22	11.0	12	0
09/24	at L.A. Chargers										
10/02	Washington										
10/08	at Houston										
10/15	Pittsburgh										
10/19	at Oakland										
10/30	Denver										
11/05	at Dallas										
11/19	at N.Y. Giants										
11/26	Buffalo										
12/03	at N.Y. Jets										
12/10	Oakland										
12/16	L.A. Chargers										
12/24	Miami										
12/31	at Denver										
TOTALS		1	4	4.0	4	0	7	59	8.4	13	0

Individual GxG Stats: PUNTING

2017 INDIVIDUAL GAME-BY-GAME STATS

PUNTING:		DUSTIN COLQUITT							
DATE	OPP.	NO.	YDS	AVG	TB	IN 20	LG	NET	BLK
09/07	at New England	6	262	43.7	0	3	59	42.3	0
09/17	Philadelphia	5	227	45.4	2	2	60	35.4	0
09/24	at L.A. Chargers								
10/02	Washington								
10/08	at Houston								
10/15	Pittsburgh								
10/19	at Oakland								
10/30	Denver								
11/05	at Dallas								
11/19	at N.Y. Giants								
11/26	Buffalo								
12/03	at N.Y. Jets								
12/10	Oakland								
12/16	L.A. Chargers								
12/24	Miami								
12/31	at Denver								
TOTALS		11	489	44.5	2	5	60	39.2	0

Individual GxG Stats: FIELD GOALS

2017 INDIVIDUAL GAME-BY-GAME STATS

FIELD GOALS:		CAIRO SANTOS									
DATE	OPP.	0-19	20-29	30-39	40-49	50+	TOTAL	FGM	FGA	PCT	LG
09/07	at New England	0-0	0-0	0-0	0-0	0-0	0-0	0	0	0.0	0
09/17	Philadelphia	0-0	0-0	2-2	0-0	0-0	2-2	2	2	100.0	39
09/24	at L.A. Chargers										
10/02	Washington										
10/08	at Houston										
10/15	Pittsburgh										
10/19	at Oakland										
10/30	Denver										
11/05	at Dallas										
11/19	at N.Y. Giants										
11/26	Buffalo										
12/03	at N.Y. Jets										
12/10	Oakland										
12/16	L.A. Chargers										
12/24	Miami										
12/31	at Denver										
TOTALS		0-0	0-0	2-2	0-0	0-0	2-2	2	2	100.0	39

Individual GxG Stats: DEFENSIVE

2017 INDIVIDUAL DEFENSIVE GAME-BY-GAME STATS

DATE	OPP.	ALLEN BAILEY				ERIC BERRY				DEE FORD			
		S A TK	TFL SK	INT FR FF	PR PD	S A TK	TFL SK	INT FR FF	PR PD	S A TK	TFL SK	INT FR FF	PR PD
09/07	at New England	5 1 6	1 1.0	0 0 0	1 0	4 3 7	1 0.0	0 0 0	0 0	4 0 4	0 0.0	0 0 1	1 0
09/17	Philadelphia	1 1 2	1 0.0	0 0 0	0 0	RESERVE/INJURED				2 0 2	1 1.0	0 0 0	2 1
09/24	at L.A. Chargers												
10/02	Washington												
10/08	at Houston												
10/15	Pittsburgh												
10/19	at Oakland												
10/30	Denver												
11/05	at Dallas												
11/19	at N.Y. Giants												
11/26	Buffalo												
12/03	at N.Y. Jets												
12/10	Oakland												
12/16	L.A. Chargers												
12/24	Miami												
12/31	at Denver												
TOTALS		6 2 8	2 1.0	0 0 0	1 0	4 3 7	1 0.0	0 0 0	0 0	6 0 6	1 1.0	0 0 1	3 1

DATE	OPP.	PHILLIP GAINES				JUSTIN HOUSTON				DERRICK JOHNSON			
		S A TK	TFL SK	INT FR FF	PR PD	S A TK	TFL SK	INT FR FF	PR PD	S A TK	TFL SK	INT FR FF	PR PD
09/07	at New England	4 0 4	0 0.0	0 0 0	0 0	4 1 5	2 2.0	0 0 0	4 0	4 4 8	2 0.0	0 0 0	0 1
09/17	Philadelphia	3 0 3	0 0.0	0 0 0	0 1	5 0 5	3 1.0	0 0 0	2 1	2 0 2	1 0.0	0 0 0	0 0
09/24	at L.A. Chargers												
10/02	Washington												
10/08	at Houston												
10/15	Pittsburgh												
10/19	at Oakland												
10/30	Denver												
11/05	at Dallas												
11/19	at N.Y. Giants												
11/26	Buffalo												
12/03	at N.Y. Jets												
12/10	Oakland												
12/16	L.A. Chargers												
12/24	Miami												
12/31	at Denver												
TOTALS		7 0 7	0 0.0	0 0 0	0 1	9 1 10	5 3.0	0 0 0	6 1	6 4 10	3 0.0	0 0 0	0 1

DATE	OPP.	CHRIS JONES				BENNIE LOGAN				ROY MILLER			
		S A TK	TFL SK	INT FR FF	PR PD	S A TK	TFL SK	INT FR FF	PR PD	S A TK	TFL SK	INT FR FF	PR PD
09/07	at New England	0 0 0	0 0.0	0 0 0	0 0	2 3 5	0 0.0	0 0 0	0 0	0 2 2	0 0.0	0 0 0	0 0
09/17	Philadelphia	4 0 4	1 3.0	1 0 2	2 1	1 1 2	1 1.0	0 0 0	1 1	0 0 0	0 0.0	0 0 0	0 1
09/24	at L.A. Chargers												
10/02	Washington												
10/08	at Houston												
10/15	Pittsburgh												
10/19	at Oakland												
10/30	Denver												
11/05	at Dallas												
11/19	at N.Y. Giants												
11/26	Buffalo												
12/03	at N.Y. Jets												
12/10	Oakland												
12/16	L.A. Chargers												
12/24	Miami												
12/31	at Denver												
TOTALS		4 0 4	1 3.0	1 0 2	2 1	3 4 7	1 1.0	0 0 0	1 1	0 2 2	0 0.0	0 0 0	0 1

DATE OPP.	TERRANCE MITCHELL				ERIC MURRAY				RAKEEM NUNEZ-ROCHES			
	S A TK	TFL SK	INT FR FF	PR PD	S A TK	TFL SK	INT FR FF	PR PD	S A TK	TFL SK	INT FR FF	PR PD
09/07 at New England	4 1 5	0 0.0	0 0 0	0 1	0 1 1	0 0.0	0 0 0	0 0	0 0 0	0 0.0	0 0 0	0 0
09/17 Philadelphia	4 0 4	0 0.0	0 0 0	0 1	6 0 6	0 0.0	0 0 0	0 2	2 0 2	0 0.0	0 0 0	0 0
09/24 at L.A. Chargers												
10/02 Washington												
10/08 at Houston												
10/15 Pittsburgh												
10/19 at Oakland												
10/30 Denver												
11/05 at Dallas												
11/19 at N.Y. Giants												
11/26 Buffalo												
12/03 at N.Y. Jets												
12/10 Oakland												
12/16 L.A. Chargers												
12/24 Miami												
12/31 at Denver												
TOTALS	8 1 9	0 0.0	0 0 0	0 2	6 1 7	0 0.0	0 0 0	0 2	2 0 2	0 0.0	0 0 0	0 0

DATE OPP.	RON PARKER				MARCUS PETERS				DANIEL SORENSEN			
	S A TK	TFL SK	INT FR FF	PR PD	S A TK	TFL SK	INT FR FF	PR PD	S A TK	TFL SK	INT FR FF	PR PD
09/07 at New England	10 1 11	0 0.0	0 0 0	0 0	1 1 2	0 0.0	0 0 0	0 0	2 0 2	0 0.0	0 0 0	0 0
09/17 Philadelphia	1 0 1	0 0.0	0 0 0	0 0	4 0 4	0 0.0	0 0 0	0 0	6 0 6	0 0.0	0 0 0	3 0
09/24 at L.A. Chargers												
10/02 Washington												
10/08 at Houston												
10/15 Pittsburgh												
10/19 at Oakland												
10/30 Denver												
11/05 at Dallas												
11/19 at N.Y. Giants												
11/26 Buffalo												
12/03 at N.Y. Jets												
12/10 Oakland												
12/16 L.A. Chargers												
12/24 Miami												
12/31 at Denver												
TOTALS	11 1 12	0 0.0	0 0 0	0 0	5 1 6	0 0.0	0 0 0	0 0	8 0 8	0 0.0	0 0 0	3 0

DATE OPP.	RAMIK WILSON				FRANK ZOMBO			
	S A TK	TFL SK	INT FR FF	PR PD	S A TK	TFL SK	INT FR FF	PR PD
09/07 at New England	0 0 0	0 0.0	0 0 0	0 0	0 1 1	0 0.0	0 0 0	0 0
09/17 Philadelphia	4 0 4	2 0.0	0 0 0	0 0	0 0 0	0 0.0	0 0 0	0 0
09/24 at L.A. Chargers								
10/02 Washington								
10/08 at Houston								
10/15 Pittsburgh								
10/19 at Oakland								
10/30 Denver								
11/05 at Dallas								
11/19 at N.Y. Giants								
11/26 Buffalo								
12/03 at N.Y. Jets								
12/10 Oakland								
12/16 L.A. Chargers								
12/24 Miami								
12/31 at Denver								
TOTALS	4 0 4	2 0.0	0 0 0	0 0	0 1 1	0 0.0	0 0 0	0 0

Individual GxG Stats: SPECIAL TEAMS

2017 INDIVIDUAL SPECIAL TEAMS GAME-BY-GAME STATS

DATE OPP.	UKEME ELIGWE			DEMETRIUS HARRIS			DANIEL SORENSEN			JAMES WINCHESTER			FRANK ZOMBO		
	TKL	AST	TOT	TKL	AST	TOT	TKL	AST	TOT	TKL	AST	TOT	TKL	AST	TOT
09/07 at New England	1	0	1	0	1	1	1	0	1	0	0	0	0	0	0
09/17 Philadelphia	0	0	0	0	0	0	0	0	0	1	0	1	2	0	2
09/24 at L.A. Chargers															
10/02 Washington															
10/08 at Houston															
10/15 Pittsburgh															
10/19 at Oakland															
10/30 Denver															
11/05 at Dallas															
11/19 at N.Y. Giants															
11/26 Buffalo															
12/03 at N.Y. Jets															
12/10 Oakland															
12/16 L.A. Chargers															
12/24 Miami															
12/31 at Denver															
TOTALS	1	0	1	0	1	1	1	0	1	1	0	1	2	0	2

Individual GxG Stats: PUNT RETURNS

2017 INDIVIDUAL GAME-BY-GAME STATS

PUNT RETURNS:		TYREEK HILL						DE'ANTHONY THOMAS					
DATE	OPP.	NO.	YDS	AVG	LG	FC	TD	NO.	YDS	AVG	LG	FC	TD
09/07	at New England	2	7	3.5	7	0	0	2	3	1.5	3	0	0
09/17	Philadelphia	1	8	8.0	8	1	0	0	0	0	--	0	0
09/24	at L.A. Chargers												
10/02	Washington												
10/08	at Houston												
10/15	Pittsburgh												
10/19	at Oakland												
10/30	Denver												
11/05	at Dallas												
11/19	at N.Y. Giants												
11/26	Buffalo												
12/03	at N.Y. Jets												
12/10	Oakland												
12/16	L.A. Chargers												
12/24	Miami												
12/31	at Denver												
TOTALS		3	15	5.0	8	1	0	2	3	1.5	3	0	0

Individual GxG Stats: KICKOFF RETURNS

2017 INDIVIDUAL GAME-BY-GAME STATS

KICKOFF RETURNS: DATE OPP.	AKEEM HUNT						DE'ANTHONY THOMAS					
	NO.	YDS	AVG	LG	FC	TD	NO.	YDS	AVG	LG	FC	TD
09/07 at New England	<i>PRACTICE SQUAD</i>						4	86	21.5	31	0	0
09/17 Philadelphia	1	40	40.0	40	0	0	2	49	24.5	25	0	0
09/24 at L.A. Chargers												
10/02 Washington												
10/08 at Houston												
10/15 Pittsburgh												
10/19 at Oakland												
10/30 Denver												
11/05 at Dallas												
11/19 at N.Y. Giants												
11/26 Buffalo												
12/03 at N.Y. Jets												
12/10 Oakland												
12/16 L.A. Chargers												
12/24 Miami												
12/31 at Denver												
TOTALS	1	40	40.0	40	0	0	6	135	22.5	31	0	0

Player Participation

2017 Kansas City Chiefs Player Participation																		
PLAYERS	@ NE	PHI	@ LAC	WAS	@ HOU	PIT	@ OAK	DEN	@ DAL	@ NYG	BUF	@ NYJ	OAK	LAC	MIA	@ DEN	P/S	DNP/*
	9/7	9/17	9/24	10/2	10/8	10/15	10/19	10/30	11/5	11/19	11/26	12/3	12/10	12/16	12/24	12/31	P/S	DNP/*
Acker, Kenneth	P	P	-	-	-	-	-	-	-	-	-	-	-	-	-	-	2/0	0/0
Bailey, Allen	RDE	RDE	-	-	-	-	-	-	-	-	-	-	-	-	-	-	2/2	0/0
Berry, Eric	S	IR	-	-	-	-	-	-	-	-	-	-	-	-	-	-	1/1	0/0
Bray, Tyler	*	*	-	-	-	-	-	-	-	-	-	-	-	-	-	-	0/0	0/2
Chappell, Devin	IR	IR	-	-	-	-	-	-	-	-	-	-	-	-	-	-	0/0	0/0
Charles, Orson	PS	PS	-	-	-	-	-	-	-	-	-	-	-	-	-	-	0/0	0/0
Cheek, Joseph	PSIR	PSIR	-	-	-	-	-	-	-	-	-	-	-	-	-	-	0/0	0/0
Chesson, Jehu	P	*	-	-	-	-	-	-	-	-	-	-	-	-	-	-	1/0	0/1
Colquitt, Dustin	P	P	-	-	-	-	-	-	-	-	-	-	-	-	-	-	2/0	0/0
Conley, Chris	WR	WR	-	-	-	-	-	-	-	-	-	-	-	-	-	-	2/2	0/0
Devey, Jordan	NOT	*	-	-	-	-	-	-	-	-	-	-	-	-	-	-	0/0	0/1
Dieter, Gehrig	PS	PS	-	-	-	-	-	-	-	-	-	-	-	-	-	-	0/0	0/0
Duvernay-Tardif, Laurent	RG	RG	-	-	-	-	-	-	-	-	-	-	-	-	-	-	2/2	0/0
Ehinger, Parker	*	*	-	-	-	-	-	-	-	-	-	-	-	-	-	-	0/0	0/2
Eligwe, Ukeme	P	P	-	-	-	-	-	-	-	-	-	-	-	-	-	-	2/0	0/0
Erving, Cameron	DNP	DNP	-	-	-	-	-	-	-	-	-	-	-	-	-	-	0/0	2/0
Fisher, Eric	LT	LT	-	-	-	-	-	-	-	-	-	-	-	-	-	-	2/2	0/0
Ford, Dee	ROLB	ROLB	-	-	-	-	-	-	-	-	-	-	-	-	-	-	2/2	0/0
Fulton, Zach	P	P	-	-	-	-	-	-	-	-	-	-	-	-	-	-	2/0	0/0
Gaines, Phillip	P	P	-	-	-	-	-	-	-	-	-	-	-	-	-	-	2/0	0/0
Glenn, Jacoby	IR	IR	-	-	-	-	-	-	-	-	-	-	-	-	-	-	0/0	0/0
Hali, Tamba	R/PUP	R/PUP	-	-	-	-	-	-	-	-	-	-	-	-	-	-	0/0	0/0
Harris, Demetrius	TE	TE	-	-	-	-	-	-	-	-	-	-	-	-	-	-	2/2	0/0
Hatley, Rickey	NOT	PS	-	-	-	-	-	-	-	-	-	-	-	-	-	-	0/0	0/0
Hawkins, Donald	IR	IR	-	-	-	-	-	-	-	-	-	-	-	-	-	-	0/0	0/0
Hill, Tyreek	P	WR	-	-	-	-	-	-	-	-	-	-	-	-	-	-	2/1	0/0
Houston, Justin	LOLB	LOLB	-	-	-	-	-	-	-	-	-	-	-	-	-	-	2/2	0/0
Hunt, Akeem	PS	P	-	-	-	-	-	-	-	-	-	-	-	-	-	-	1/0	0/0
Hunt, Kareem	RB	RB	-	-	-	-	-	-	-	-	-	-	-	-	-	-	2/2	0/0
Jenkins, Jarvis	*	*	-	-	-	-	-	-	-	-	-	-	-	-	-	-	0/0	0/2
Johnson, Derrick	LILB	LILB	-	-	-	-	-	-	-	-	-	-	-	-	-	-	2/2	0/0
Jones, Chris	DL	P	-	-	-	-	-	-	-	-	-	-	-	-	-	-	2/1	0/0
Kelce, Travis	TE	TE	-	-	-	-	-	-	-	-	-	-	-	-	-	-	2/2	0/0
Kemp, Marcus	PS	PS	-	-	-	-	-	-	-	-	-	-	-	-	-	-	0/0	0/0
Kpassagnon, Tanoh	P	P	-	-	-	-	-	-	-	-	-	-	-	-	-	-	2/0	0/0
Lampkin, Ashton	IR	IR	-	-	-	-	-	-	-	-	-	-	-	-	-	-	0/0	0/0
Logan, Bennie	NT	NT	-	-	-	-	-	-	-	-	-	-	-	-	-	-	2/2	0/0
Mahomes, Patrick	DNP	DNP	-	-	-	-	-	-	-	-	-	-	-	-	-	-	0/0	2/0
Mama, Damien	PS	PS	-	-	-	-	-	-	-	-	-	-	-	-	-	-	0/0	0/0
McQuay, Leon	PS	PS	-	-	-	-	-	-	-	-	-	-	-	-	-	-	0/0	0/0
Miller, Roy	P	P	-	-	-	-	-	-	-	-	-	-	-	-	-	-	2/0	0/0
Mitchell, Terrance	RCB	RCB	-	-	-	-	-	-	-	-	-	-	-	-	-	-	2/2	0/0
Morse, Mitch	C	C	-	-	-	-	-	-	-	-	-	-	-	-	-	-	2/2	0/0
Murray, Eric	P	P	-	-	-	-	-	-	-	-	-	-	-	-	-	-	2/0	0/0
Nelson, Steven	IR	IR	-	-	-	-	-	-	-	-	-	-	-	-	-	-	0/0	0/0
Nicolas, Dadi	R/PUP	R/PUP	-	-	-	-	-	-	-	-	-	-	-	-	-	-	0/0	0/0
Nixon, Taurean	NOT	PS	-	-	-	-	-	-	-	-	-	-	-	-	-	-	0/0	0/0
Nunez-Roches, Rakeem	P	LDE	-	-	-	-	-	-	-	-	-	-	-	-	-	-	2/1	0/0
Parker, Ron	S	S	-	-	-	-	-	-	-	-	-	-	-	-	-	-	2/2	0/0
Peters, Marcus	LCB	LCB	-	-	-	-	-	-	-	-	-	-	-	-	-	-	2/2	0/0
Pierre-Louis, Kevin	*	P	-	-	-	-	-	-	-	-	-	-	-	-	-	-	1/0	0/1
Ragland, Reggie	*	*	-	-	-	-	-	-	-	-	-	-	-	-	-	-	0/0	0/2
Robinson, Demarcus	P	P	-	-	-	-	-	-	-	-	-	-	-	-	-	-	2/0	0/0
Rush, Marcus	NOT	PS	-	-	-	-	-	-	-	-	-	-	-	-	-	-	0/0	0/0
Santos, Cairo	P	P	-	-	-	-	-	-	-	-	-	-	-	-	-	-	2/0	0/0
Schwartz, Mitchell	RT	RT	-	-	-	-	-	-	-	-	-	-	-	-	-	-	2/2	0/0
Sherman, Anthony	P	P	-	-	-	-	-	-	-	-	-	-	-	-	-	-	2/0	0/0
Smith, Alex	QB	QB	-	-	-	-	-	-	-	-	-	-	-	-	-	-	2/2	0/0
Smith, Terrance	P	P	-	-	-	-	-	-	-	-	-	-	-	-	-	-	2/0	0/0
Sorensen, Daniel	P	S	-	-	-	-	-	-	-	-	-	-	-	-	-	-	2/1	0/0
Terrell, Steven	NOT	P	-	-	-	-	-	-	-	-	-	-	-	-	-	-	1/0	0/0
Thomas, De'Anthony	P	P	-	-	-	-	-	-	-	-	-	-	-	-	-	-	2/0	0/0
Travis, Ross	TE	P	-	-	-	-	-	-	-	-	-	-	-	-	-	-	2/1	0/0
Ware, Spencer	IR	IR	-	-	-	-	-	-	-	-	-	-	-	-	-	-	0/0	0/0
West, Charcandrick	P	P	-	-	-	-	-	-	-	-	-	-	-	-	-	-	2/0	0/0
White, D.J.	*	*	-	-	-	-	-	-	-	-	-	-	-	-	-	-	0/0	0/2
Williams, Isaiah	PS	PS	-	-	-	-	-	-	-	-	-	-	-	-	-	-	0/0	0/0
Wilson, Albert	P	P	-	-	-	-	-	-	-	-	-	-	-	-	-	-	2/0	0/0
Wilson, Ramik	RILB	RILB	-	-	-	-	-	-	-	-	-	-	-	-	-	-	2/2	0/0
Winchester, James	P	P	-	-	-	-	-	-	-	-	-	-	-	-	-	-	2/0	0/0
Witzmann, Bryan	LG	LG	-	-	-	-	-	-	-	-	-	-	-	-	-	-	2/2	0/0
Zombo, Frank	P	P	-	-	-	-	-	-	-	-	-	-	-	-	-	-	2/0	0/0

LEGEND:

Starters indicated by position, P=Played, *=Inactive, DNP=Did Not Play (Non-Injury), IR=Reserve/Injured, IRD=Injured Reserve - Designated For Return, NF=Non-Football Injury (NF), NFI=Non-Football Illness (NFI), PS=Practice Squad, PSI=Practice Squad Injured, PSIR=Practice Squad/Injured Reserve, PUP=Active/PUP, INJ=Injured, I=Inactive, I/SUS=Inactive/League Susp., N/NFIN=Inactive/NFIN, R/SUS=Reserve/League Susp., R/PUP=Reserve/Physically-Unable-To-Perform, R/NFIN=Reserve/Non-Football Injury, R/NFIL=Reserve/NFIL, R/Team SUS.=Team Suspension, UNS=Unsigned, NOT=Not on Roster, #=Roster Exemption

2016 KANSAS CITY CHIEFS CAPTAINS

Date	Opponent			
9/7	@ New England	Dustin Colquitt Alex Smith	Justin Houston Mitch Morse	Eric Berry
9/17	Philadelphia	Travis Kelce	Bennie Logan	Cairo Santos
9/24	@ LA Chargers			
10/2	Washington			
10/8	@ Houston			
10/15	Pittsburgh			
10/19	@ Oakland			
10/30	Denver			
11/5	@ Dallas			
11/19	@ NY Giants			
11/26	Buffalo			
12/3	@ NY Jets			
12/10	@ Oakland			
12/16	LA Chargers			
12/24	Miami			
12/31	@ Denver			

Game-By-Game Inactives

2017 INACTIVES			
DATE	OPPONENT	PLAYERS	
09/07	at New England	Tyler Bray Parker Ehinger Jarvis Jenkins Kevin Pierre-Louis	Reggie Ragland D.J. White
09/17	Philadelphia	Tyler Bray Jehu Chesson Jordan Devey Parker Ehinger	Jarvis Jenkins Reggie Ragland D.J. White
09/24	at L.A. Chargers	--	--
10/02	Washington	--	--
10/08	at Houston	--	--
10/15	Pittsburgh	--	--
10/19	at Oakland	--	--
10/30	Denver	--	--
11/05	at Dallas	--	--
11/19	at N.Y. Giants	--	--
11/26	Buffalo	--	--
12/03	at N.Y. Jets	--	--
12/10	Oakland	--	--
12/16	L.A. Chargers	--	--
12/24	Miami	--	--
12/31	at Denver	--	--

Turnover Chart

2017 - DEFENSIVE TAKEAWAYS					
DATE	OPPONENT	TAKEAWAY	QTR.	YD-LINE	RESULT
9/7	at New England	none			
9/17	Philadelphia	C. Jones INT (C. Wentz)	4	PHI-28	TD
09/24	at L.A. Chargers	--	--	--	--
10/02	Washington	--	--	--	--
10/08	at Houston	--	--	--	--
10/15	Pittsburgh	--	--	--	--
10/19	at Oakland	--	--	--	--
10/30	Denver	--	--	--	--
11/05	at Dallas	--	--	--	--
11/19	at N.Y. Giants	--	--	--	--
11/26	Buffalo	--	--	--	--
12/03	at N.Y. Jets	--	--	--	--
12/10	Oakland	--	--	--	--
12/16	L.A. Chargers	--	--	--	--
12/24	Miami	--	--	--	--
12/31	at Denver	--	--	--	--

2017 - OFFENSIVE GIVEAWAYS					
DATE	OPPONENT	GIVEAWAY	QTR.	YD-LINE	RESULT
9/7	at New England	K. Hunt fumble (J. Richards FF; D. McCourty FR)	1	KC-32	Downs
9/17	Philadelphia	none			
09/24	at L.A. Chargers	--	--	--	--
10/02	Washington	--	--	--	--
10/08	at Houston	--	--	--	--
10/15	Pittsburgh	--	--	--	--
10/19	at Oakland	--	--	--	--
10/30	Denver	--	--	--	--
11/05	at Dallas	--	--	--	--
11/19	at N.Y. Giants	--	--	--	--
11/26	Buffalo	--	--	--	--
12/03	at N.Y. Jets	--	--	--	--
12/10	Oakland	--	--	--	--
12/16	L.A. Chargers	--	--	--	--
12/24	Miami	--	--	--	--
12/31	at Denver	--	--	--	--

2017 - SPECIAL TEAMS/MISC TAKEAWAYS					
DATE	OPPONENT	TAKEAWAY	QTR.	YD-LINE	RESULT
9/17	Philadelphia	A. Sherman FR (J. Winchester FF)	2	PHI-24	FG

2017 - TURNOVERS		
Offense:	1 Giveaways 0 Points (0 TD, 0 FG)	Ratio +1 (2 takes, 1 gives)
Defense:	1 Takeaways 7 Points (1 TD, 0 FG)	
Special Teams:	0 Giveaways 0 Points (0 TD, 0 FG)	Points Off Turnovers Ratio +10 (10 scored, 0 allowed)
	1 Takeaways 3 Points (0 TD, 1 FG)	

Inside the 20

2017 - INSIDE THE 20			
DATE	OPPONENT	OFFENSE	DEFENSE
09/07	at New England	TD - Pass TD - Pass TD - Run	TD - Run Downs FG - 25 yards TD - Run TD - Run FG - 32 yards
09/17	Philadelphia	FG - 34 yards TD - Pass TD - Run	FG - 34 yards Missed FG TD - Pass FG - 40 yards TD - Pass
09/24	at L.A. Chargers	--	--
10/02	Washington	--	--
10/08	at Houston	--	--
10/15	Pittsburgh	--	--
10/19	at Oakland	--	--
10/30	Denver	--	--
11/05	at Dallas	--	--
11/19	at N.Y. Giants	--	--
11/26	Buffalo	--	--
12/03	at N.Y. Jets	--	--
12/10	Oakland	--	--
12/16	L.A. Chargers	--	--
12/24	Miami	--	--
12/31	at Denver	--	--

	OFFENSE	DEFENSE
Inside the 20	6	11
Scores	6	9
Touchdowns	5	5
Field Goals	1	4
Total Points in 20	38	47
Fumbles	0	0
Interceptions	0	0
Missed Field Goals	0	1
Lost on Downs	0	1
End of Half/Game	0	0
TDs Outside	4	0

Goal to Go Situations

2017 - GOAL TO GO SITUATIONS

DATE	OPPONENT	OFFENSE	DEFENSE
09/07	at New England	TD - Pass TD - Pass TD - Run	TD - Run TD - Run TD - Run Field Goal - 32 yards
09/17	Philadelphia	TD - Run	TD - Pass
09/24	at L.A. Chargers	--	--
10/02	Washington	--	--
10/08	at Houston	--	--
10/15	Pittsburgh	--	--
10/19	at Oakland	--	--
10/30	Denver	--	--
11/05	at Dallas	--	--
11/19	at N.Y. Giants	--	--
11/26	Buffalo	--	--
12/03	at N.Y. Jets	--	--
12/10	Oakland	--	--
12/16	L.A. Chargers	--	--
12/24	Miami	--	--
12/31	at Denver	--	--

	OFFENSE	DEFENSE
Goal-To-Go Situations	4	5
Scores	4	5
Touchdowns	4	4
Field Goals	0	1
Total Points	28	31
Fumbles	0	0
Interceptions	0	0
Missed Field Goals	0	0
Lost on Downs	0	0
End of Half/Game	0	0

Big Run Plays (10+ Yards)

2017 - BIG RUN PLAYS (10+ YARDS)

DATE	OPPONENT	CHIEFS PLAYER	YDS.	OPP. PLAYER	YDS.
09/07	at New England	Kareem Hunt	10	James White	10
		Kareem Hunt	10	Chris Hogan	13
		Kareem Hunt	13	Mike Gillislee	16
		Kareem Hunt	58	Rex Burkhead	14
		Charcandrick West	21		
09/17	Philadelphia	Alex Smith	12	Darren Sproles	12
		Kareem Hunt	53	Darren Sproles	11
		Kareem Hunt	12	Carson Wentz	13
				Carson Wentz	13
				Carson Wentz	24
09/24	at L.A. Chargers	--	--	--	--
10/02	Washington	--	--	--	--
10/08	at Houston	--	--	--	--
10/15	Pittsburgh	--	--	--	--
10/19	at Oakland	--	--	--	--
10/30	Denver	--	--	--	--
11/05	at Dallas	--	--	--	--
11/19	at N.Y. Giants	--	--	--	--
11/26	Buffalo	--	--	--	--
12/03	at N.Y. Jets	--	--	--	--
12/10	Oakland	--	--	--	--
12/16	L.A. Chargers	--	--	--	--
12/24	Miami	--	--	--	--
12/31	at Denver	--	--	--	--
TOTALS		8 - 189 (23.6), 2 TDS		9 - 126 (14.0), 0 TDS	

Big Pass Plays (20+ Yards)

2017 - BIG PASS PLAYS (20+ YARDS)					
DATE	OPPONENT	CHIEFS PLAYER	YDS.	OPP. PLAYER	YDS.
09/07	at New England	Alex Smith -> Tyreek Hill	75	Tom Brady -> Danny Amendola	27
		Alex Smith -> Kareem Hunt	78	Tom Brady -> Danny Amendola	22
		Alex Smith -> Chris Conley	25	Tom Brady -> Danny Amendola	22
				Tom Brady -> Brandin Cooks	54
				Tom Brady -> James White	26
09/17	Philadelphia	Alex Smith -> Travis Kelce	44	Carson Wentz -> Torrey Smith	22
		Alex Smith -> Chris Conley	35	Carson Wentz -> Zach Ertz	53
				Carson Wentz -> Torrey Smith	24
09/24	at L.A. Chargers	--	--	--	--
10/02	Washington	--	--	--	--
10/08	at Houston	--	--	--	--
10/15	Pittsburgh	--	--	--	--
10/19	at Oakland	--	--	--	--
10/30	Denver	--	--	--	--
11/05	at Dallas	--	--	--	--
11/19	at N.Y. Giants	--	--	--	--
11/26	Buffalo	--	--	--	--
12/03	at N.Y. Jets	--	--	--	--
12/10	Oakland	--	--	--	--
12/16	L.A. Chargers	--	--	--	--
12/24	Miami	--	--	--	--
12/31	at Denver	--	--	--	--
TOTALS		5 - 257 (51.4), 2 TDS		8 - 250 (31.3), 0 TDS	

Advances Chart

2017 CHIEFS ADVANCES					
DATE	OPPONENT	RUSHES	COMPLETIONS	ADVANCES	OUTCOME
09/07	at New England	27	28	55	W 42-27
09/17	Philadelphia	19	21	40	W 27-20
09/24	at L.A. Chargers	--	--	--	--
10/02	Washington	--	--	--	--
10/08	at Houston	--	--	--	--
10/15	Pittsburgh	--	--	--	--
10/19	at Oakland	--	--	--	--
10/30	Denver	--	--	--	--
11/05	at Dallas	--	--	--	--
11/19	at N.Y. Giants	--	--	--	--
11/26	Buffalo	--	--	--	--
12/03	at N.Y. Jets	--	--	--	--
12/10	Oakland	--	--	--	--
12/16	L.A. Chargers	--	--	--	--
12/24	Miami	--	--	--	--
12/31	at Denver	--	--	--	--
TOTALS		46	49	95	

2017 OPPONENT ADVANCES					
DATE	OPPONENT	RUSHES	COMPLETIONS	ADVANCES	OUTCOME
09/07	at New England	35	16	51	W 42-27
09/17	Philadelphia	17	25	42	W 27-20
09/24	at L.A. Chargers	--	--	--	--
10/02	Washington	--	--	--	--
10/08	at Houston	--	--	--	--
10/15	Pittsburgh	--	--	--	--
10/19	at Oakland	--	--	--	--
10/30	Denver	--	--	--	--
11/05	at Dallas	--	--	--	--
11/19	at N.Y. Giants	--	--	--	--
11/26	Buffalo	--	--	--	--
12/03	at N.Y. Jets	--	--	--	--
12/10	Oakland	--	--	--	--
12/16	L.A. Chargers	--	--	--	--
12/24	Miami	--	--	--	--
12/31	at Denver	--	--	--	--
TOTALS		52	41	93	

CHIEFS RECORD WHEN:	
Having 45 or more advances	1 - 0
Having 50 or more advances	1 - 0
Having less than 45 advances	1 - 0
Having less than 50 advances	1 - 0
Allowing 45 or more advances	1 - 0
Allowing 50 or more advances	1 - 0
Allowing less than 45 advances	1 - 0
Allowing less than 50 advances	1 - 0

NOTE: Advances equal to all rushing attempts plus completions.

Scoring Drives

CHIEFS 2017 SCORING DRIVES								
DATE	OPPONENT	ACQUIRED	DRIVE START	PLAYS	YARDS	Q TIME	FIRST DOWNS	SCORING PLAY
09/07	at New England	Downs	KC 10	12	90	Q1 6:22	7	D. Harris: 7-yard pass from A. Smith
		Punt	KC 8	12	76	Q2 2:34	7	K. Hunt: 3-yard pass from A. Smith
		Punt	KC 25	1	75	Q3 0:09	1	T. Hill: 75-yard pass from A. Smith
		Kickoff	KC 10	3	95	Q3 1:02	2	K. Hunt: 78-yard pass from A. Smith
		Punt	KC 40	7	60	Q4 3:41	4	K. Hunt: 4-yard run
		Punt	KC 21	2	79	Q4 0:15	2	C. West: 21-yard run
09/17	Philadelphia	Kickoff	KC 11	8	73	Q1 3:38	2	C. Santos: 34-yard FG
		Fumble	PHI 24	4	3	Q2 0:49	0	C. Santos: 39-yard FG
		Kickoff	KC 17	5	83	Q3 2:48	3	K. Hunt: 53-yard run
		Interception	PHI 31	5	31	Q4 2:51	2	T. Kelce: 15-yard pass from A. Smith
		Punt	KC 44	6	56	Q4 3:13	3	K. Hunt: 2-yard run
09/24	at L.A. Chargers	--	--	--	--	--	--	--
10/02	Washington	--	--	--	--	--	--	--
10/08	at Houston	--	--	--	--	--	--	--
10/15	Pittsburgh	--	--	--	--	--	--	--
10/19	at Oakland	--	--	--	--	--	--	--
10/30	Denver	--	--	--	--	--	--	--
11/05	at Dallas	--	--	--	--	--	--	--
11/19	at N.Y. Giants	--	--	--	--	--	--	--
11/26	Buffalo	--	--	--	--	--	--	--
12/03	at N.Y. Jets	--	--	--	--	--	--	--
12/10	Oakland	--	--	--	--	--	--	--
12/16	L.A. Chargers	--	--	--	--	--	--	--
12/24	Miami	--	--	--	--	--	--	--
12/31	at Denver	--	--	--	--	--	--	--
	AVG			5.91	65.5	2:29	3.00	
	TOTALS			65	721	27:22	33	

Opponents Scoring Drives

CHIEFS OPPONENTS 2017 SCORING DRIVES								
DATE	OPPONENT	ACQUIRED	DRIVE START	PLAYS	YARDS	Q TIME	FIRST DOWNS	SCORING PLAY
09/07	at New England	Kickoff	NE 27	9	61	Q1 2:52	5	M. Gillislee: 2-yard run
		Kickoff	NE 25	8	62	Q1 3:07	3	S. Gostkowski: 25-yard FG
		Punt	NE 18	11	79	Q2 5:50	6	M. Gillislee: 2-yard run
		Punt	NE 46	3	23	Q3 1:21	4	M. Gillislee: 1-yard run
		Punt	NE 28	7	63	Q3 2:41	2	S. Gostkowski: 32-yard FG
09/17	Philadelphia	Kickoff	PHI 26	11	63	Q1 6:54	5	J. Elliott: 34-yard FG
		Punt	PHI 19	7	81	Q3 4:20	6	A. Jeffery: 16-yard pass from C. Wentz
		Kickoff	PHI 34	10	49	Q3 4:23	3	J. Elliott: 40-yard FG
		Kickoff	PHI 25	13	75	Q4 2:06	5	N. Agholor: 9-yard pass from C. Wentz
09/24	at L.A. Chargers	--	--	--	--	--	--	
10/02	Washington	--	--	--	--	--	--	
10/08	at Houston	--	--	--	--	--	--	
10/15	Pittsburgh	--	--	--	--	--	--	
10/19	at Oakland	--	--	--	--	--	--	
10/30	Denver	--	--	--	--	--	--	
11/05	at Dallas	--	--	--	--	--	--	
11/19	at N.Y. Giants	--	--	--	--	--	--	
11/26	Buffalo	--	--	--	--	--	--	
12/03	at N.Y. Jets	--	--	--	--	--	--	
12/10	Oakland	--	--	--	--	--	--	
12/16	L.A. Chargers	--	--	--	--	--	--	
12/24	Miami	--	--	--	--	--	--	
12/31	at Denver	--	--	--	--	--	--	
	AVG			8.78	61.8	3:43	4.33	
	TOTALS			79	556	33:34	39	

The Last Time

2017 Regular Season
(As of Sep 24, 2017)

KICKOFF RETURNED FOR A TOUCHDOWN

KC	11/27/2016	@ Denver	Tyreek Hill	86 yards	9-R.Dixon kicks 66 yards from DEN 20 to KC 14. 10-T.Hill for 86 yards, TOUCHDOWN.
Opp.	11/7/2010	@ Oakland	Jacoby Ford	94 yards	6-R.Succop kicks 64 yards from KC 30 to OAK 6. 12-J.Ford for 94 yards, TOUCHDOWN. PENALTY on OAK-54-S.Williams, Unsportsmanlike Conduct, 15 yards, enforced between downs.

PUNT RETURNED FOR A TOUCHDOWN

KC	1/1/2017	@ San Diego	Tyreek Hill	95 yards	(1:20) 8-D.Kaser punts 49 yards to KC 5, Center-47-M.Windt. 10-T.Hill for 95 yards, TOUCHDOWN.
Opp.	12/9/2012	@ Cleveland	Travis Benjamin	93 yards	(15:00) (Punt formation) 2-D.Colquitt punts 41 yards to CLV 7, Center-43-T.Gafford. 80-T.Benjamin for 93 yards, TOUCHDOWN. Longest Punt Return in Cleveland Franchise History

INTERCEPTED PASS RETURNED FOR A TOUCHDOWN

KC	12/4/2016	@ Atlanta	Eric Berry	37 yards	(:48) (Shotgun) 2-M.Ryan pass short right intended for 18-T.Gabriel INTERCEPTED by 29-E.Berry at ATL 37. 29-E.Berry for 37 yards, TOUCHDOWN.
Opp.	1/1/2017	@ San Diego	Jahleel Addae	90 yards	(10:43) (Shotgun) 11-A.Smith pass short right intended for 34-K.Davis INTERCEPTED by 37-J.Addae (54-M.Ingram) at SD 10. 37-J.Addae for 90 yards, TOUCHDOWN.

FUMBLE RETURNED FOR A TOUCHDOWN

KC	9/25/2016	vs N.Y. Jets	Demetrius Harris	27 yards	5-C.Santos kicks 61 yards from KC 35 to NYJ 4. 89-J.Marshall to NYJ 23 for 19 yards (42-A.Sherman). FUMBLES (42-A.Sherman), RECOVERED by KC-84-D.Harris at NYJ 27. 84-D.Harris for 27 yards, TOUCHDOWN.
Opp.	9/17/2015	vs Denver	Bradley Roby	21 yards	(:35) (Shotgun) 25-J.Charles up the middle to KC 21 for 1 yard (54-B.Marshall). FUMBLES (54-B.Marshall), RECOVERED by DEN-29-B.Roby at KC 21. 29-B.Roby for 21 yards, TOUCHDOWN. The Replay Official reviewed the fumble ruling, and the play was Upheld. The ruling on the field was confirmed.

BLOCKED FIELD GOAL RETURNED FOR A TOUCHDOWN

KC	12/6/1987	@ Cincinnati	Kevin Ross	28 yards	
Opp.	* Never Has Happened *				

BLOCKED PUNT RETURNED FOR A TOUCHDOWN

KC	9/13/2009	@ Baltimore	(10:09) (Punt formation) 4-S.Koch punt is BLOCKED by 47-J.McGraw, Center-70-M.Katula, RECOVERED by KC-47-J.McGraw at BLT 0. TOUCHDOWN.
Opp.	11/28/2010	@ Seattle	(:39) 2-D.Colquitt punt is BLOCKED by 39-K.Cox, Center-43-T.Gafford, RECOVERED by SEA-29-E.Thomas at KC 10. 29-E.Thomas for 10 yards, TOUCHDOWN.

MADE FIELD GOAL OF 50 YARDS OR LONGER

KC	11/6/2016	vs Jacksonville	Cairo Santos	51 yards	(8:48) 5-C.Santos 51 yard field goal is GOOD, Center-41-J.Winchester, Holder-2-D.Colquitt.
Opp.	12/25/2016	vs Denver	Brandon McManus	52 yards	(6:43) 8-B.McManus 52 yard field goal is GOOD, Center-45-T.Gafford, Holder-9-R.Dixon.

SAFETY SCORED

KC	11/27/2016	@ Denver	(6:20) (Shotgun) 13-T.Siemian sacked at DEN 0 for -8 yards (50-J.Houston). FUMBLES (50-J.Houston) [50-J.Houston], recovered by DEN-73-R.Okung at DEN -5. 73-R.Okung tackled in End Zone, SAFETY.
Opp.	9/21/2014	@ Miami	(2:42) 11-A.Smith sacked in End Zone for -1 yards, SAFETY (sack split by 94-R.Starks and 53-J.Jenkins).

200 YARDS RUSHER

KC	12/23/2012	vs Indianapolis	Jamaal Charles	226 yards
Opp.	12/20/2009	vs Cleveland	Jerome Harrison	286 yards

100 YARDS RUSHER

KC	9/7/2017	@ New England	Kareem Hunt	148 yards
Opp.	12/8/2016	vs Oakland	Latavius Murray	103 yards

100-YARD RUSHER AND 300-YARD PASSER

KC	9/7/2017	@ New England	Kareem Hunt Alex Smith	148 yards 368 yards
Opp.	10/2/2016	@ Pittsburgh	Le'Veon Bell Ben Roethlisberger	144 yards 300 yards

100-YARD RECEIVER AND 300-YARD PASSER

KC	9/7/2017	@ New England	Tyreek Hill Alex Smith	133 yards 368 yards
Opp.	11/27/2016	@ Denver	Emmanuel Sanders Trevor Siemian	162 yards 368 yards

TWO 100-YARD RECEIVERS

KC	12/3/2006	@ Cleveland	Eddie Kennison Tony Gonzalez	117 yards 105 yards
Opp.	9/18/2016	@ Houston	DeAndre Hopkins Will Fuller	113 yards 104 yards

100 YARDS RUSHING AND RECEIVING

KC	9/7/2017	@ New England	Kareem Hunt Tyreek Hill	148 yards 133 yards
Opp.	10/25/2015	vs Pittsburgh	Le'Veon Bell Antonio Brown	121 yards 124 yards

TWO 100-YARD RUSHERS

KC	12/23/2012	vs Indianapolis	Jamaal Charles Peyton Hillis	226 yards 101 yards
Opp.	10/19/2008	vs Tennessee	Chris Johnson LenDale White	168 yards 149 yards

100-YARD RUSHER, 300-YARD PASSER, 100-YARD RECEIVER

KC	9/7/2017	@ New England	Kareem Hunt Alex Smith Tyreek Hill	148 yards 368 yards 133 yards
Opp.	12/1/2013	vs Denver	Montee Ball Peyton Manning Eric Decker	117 yards 403 yards 174 yards

500 YARDS PASSING

KC	11/4/2000	@ Oakland	Elvis Grbac	504 yards
Opp.	12/6/1990	@ Houston Oilers	Warren Moon	527 yards

400 YARDS PASSING

KC	11/14/2010	@ Denver	Matt Cassel	469 yards
Opp.	12/1/2013	vs Denver	Peyton Manning	403 yards

300 YARDS PASSING

KC	9/7/2017	@ New England	Alex Smith	368 yards
Opp.	9/17/2017	vs Philadelphia	Carson Wentz	333 yards

200 YARDS RECEIVER

KC	* Never Has Happened *			
Opp.	1/3/2010	@ Denver	Jabar Gaffney	213 yards

100 YARDS RECEIVER

KC	9/17/2017	vs Philadelphia	Travis Kelce	103 yards
-----------	-----------	-----------------	--------------	-----------

Opp.	9/7/2017	@ New England	Danny Amendola	100 yards
SIX TOUCHDOWN PASSES				
KC	11/1/1964	vs Denver	Len Dawson (25, 2, 64, 6, 28, 35)	6 tds
Opp.	* Never Has Happened *			
FIVE TOUCHDOWN PASSES				
KC	12/15/2013	@ Oakland	Alex Smith (49, 39, 71, 6, 16)	5 tds
Opp.	10/2/2016	@ Pittsburgh	Ben Roethlisberger (31, 4, 38, 9, 30)	5 tds
FOUR TOUCHDOWN PASSES				
KC	9/7/2017	@ New England	Alex Smith (7, 3, 75, 78)	4 tds
Opp.	10/2/2016	@ Pittsburgh	Ben Roethlisberger (31, 4, 38, 9, 30)	5 tds
THREE TOUCHDOWN PASSES				
KC	9/7/2017	@ New England	Alex Smith (7, 3, 75, 78)	4 tds
Opp.	11/27/2016	@ Denver	Trevor Siemian (6, 35, 76)	3 tds
FOUR TOUCHDOWNS RECEPTIONS				
KC	12/15/2013	@ Oakland	Jamaal Charles (49, 39, 16, 71)	4 tds
Opp.	12/1/2013	vs Denver	Eric Decker (41, 15, 37, 1)	4 tds
THREE TOUCHDOWNS RECEPTIONS				
KC	12/15/2013	@ Oakland	Jamaal Charles (49, 39, 16, 71)	4 tds
Opp.	9/28/2015	@ Green Bay	Randall Cobb (4, 4, 3)	3 tds
TWO TOUCHDOWNS RECEPTIONS				
KC	9/7/2017	@ New England	Kareem Hunt (3, 78)	2 tds
Opp.	10/2/2016	@ Pittsburgh	Antonio Brown (4, 38)	2 tds
FIVE TOUCHDOWNS RUSHING				
KC	* Never Has Happened *			
Opp.	12/7/2003	@ Denver	Clinton Portis (11, 59, 28, 1, 53)	5 tds
FOUR TOUCHDOWNS RUSHING				
KC	10/24/2004	vs Atlanta	Derrick Blaylock (7, 1, 3, 2)	4 tds
Opp.	12/7/2003	@ Denver	Clinton Portis (11, 59, 28, 1, 53)	5 tds
THREE TOUCHDOWNS RUSHING				
KC	9/28/2015	@ Green Bay	Jamaal Charles (4, 7, 9)	3 tds
Opp.	9/7/2017	@ New England	Mike Gillislee (2, 2, 1)	3 tds
TWO TOUCHDOWNS RUSHING				
KC	9/17/2017	vs Philadelphia	Kareem Hunt (53, 2)	2 tds
Opp.	9/7/2017	@ New England	Mike Gillislee (2, 2, 1)	3 tds
FIVE FIELD GOALS				
KC	11/15/2015	@ Denver	Cairo Santos (48, 49, 34, 33, 50)	5 fg
Opp.	11/30/2014	vs Denver	Connor Barth (22, 24, 30, 33, 37)	5 fg
FOUR FIELD GOALS				
KC	11/13/2016	@ Carolina	Cairo Santos (47, 36, 33, 37)	4 fg
Opp.	11/20/2016	vs Tampa Bay	Roberto Aguayo (31, 22, 41, 36)	4 fg
THREE FIELD GOALS				
KC	1/1/2017	@ San Diego	Cairo Santos (35, 25, 37)	3 fg
Opp.	12/4/2016	@ Atlanta	Matt Bryant (22, 22, 59)	3 fg
FOUR OR MORE INTERCEPTION GAME				
KC	9/29/1985	vs Seattle	Derron Cherry	4 int
Opp.	10/7/2001	@ Denver	Deltha O'Neal	4 int
THREE INTERCEPTION GAME				
KC	11/27/2005	vs New England	Greg Wesley	3 int
Opp.	10/1/1989	@ Bengals	David Fulcher	3 int
TWO INTERCEPTION GAME				
KC	9/25/2016	vs N.Y. Jets	Marcus Peters	2 int
Opp.	9/7/2014	vs Tennessee	Jason McCourty	2 int
FOUR SACK GAME				

KC	12/28/2014	vs San Diego	Justin Houston	4.0 sacks
Opp.	11/9/2003	vs Cleveland	Andra Davis	4.0 sacks
THREE SACK GAME				
KC	9/17/2017	vs Philadelphia	Chris Jones	3.0 sacks
Opp.	11/27/2016	@ Denver	Von Miller	3.0 sacks
TWO SACK GAME				
KC	9/17/2017	vs Philadelphia	Chris Jones	3.0 sacks
Opp.	9/7/2017	@ New England	Trey Flowers	2.0 sacks
BLOCKED FIELD GOAL				
KC	10/11/2015	vs Chicago	Cairo Santos	27 yards (8:49) 5-C.Santos 27 yard field goal is BLOCKED (92-P.McPhee), Center-41-J.Winchester, Holder-2-D.Colquitt, recovered by KC-42-A.Sherman at CHI 15. 42-A.Sherman to CHI 15 for no gain (90-J.Ratliff).
Opp.	12/27/2015	vs Cleveland	Travis Coons	51 yards (:02) 6-T.Coons 51 yard field goal is BLOCKED (49-D.Sorensen), Center-47-C.Hughlett, Holder-8-A.Lee.
BLOCKED PUNT				
KC	9/8/2013	@ Jacksonville	(12:32) 2-D.Colquitt punt is BLOCKED by 52-J.Thomas, Center-43-T.Gafford, ball out of bounds in End Zone, SAFETY.	
Opp.	1/3/2016	vs Oakland	(9:05) 7-M.King punt is BLOCKED by 57-D.Alexander, Center-47-T.Gafford, ball out of bounds in End Zone, SAFETY.	
MISSED POINT AFTER TOUCHDOWN ATTEMPT				
KC	12/25/2016	vs Denver	5-C.Santos extra point is No Good, Wide Left, Center-41-J.Winchester, Holder-2-D.Colquitt.	
Opp.	12/6/2015	@ Oakland	11-S.Janikowski extra point is No Good, Hit Left Upright, Center-59-J.Condo, Holder-7-M.King.	
MADE TWO-POINT CONVERSION				
KC	11/27/2016	@ Denver	TWO-POINT CONVERSION ATTEMPT. 11-A.Smith pass to 84-D.Harris is complete. ATTEMPT SUCCEEDS.	
Opp.	10/2/2016	@ Pittsburgh	(Pass formation) TWO-POINT CONVERSION ATTEMPT. 7-B.Roethlisberger pass to 11-M.Wheaton is complete. ATTEMPT SUCCEEDS.	
FAILED TWO-POINT CONVERSION				
KC	12/6/2015	@ Oakland	(Kick formation) TWO-POINT CONVERSION ATTEMPT. 2-D.Colquitt pass to 42-A.Sherman is incomplete. ATTEMPT FAILS.	
Opp.	12/18/2016	vs Tennessee	TWO-POINT CONVERSION ATTEMPT. 8-M.Mariota pass is incomplete. ATTEMPT FAILS. C.Jones hit M.Mariota causing pass to be thrown into ground.	
SUCCESSFUL INSIDE KICK				
KC	12/13/2015	vs San Diego	5-C.Santos kicks 12 yards from KC 35 to KC 47, impetus ends at SD 48. RECOVERED by KC-51-F.Zombo. Kickoff bounced off the leg of D.Butler.	
Opp.	9/17/2017	vs Philadelphia	4-J.Elliott kicks inside 26 yards from PHI 35 to KC 39, impetus ends at PHI 46. RECOVERED by PHI-88-T.Burton.	
50 POINTS				
KC	12/15/2013	@ Oakland	Kansas City 56, Oakland 31	
Opp.	11/23/2008	vs Buffalo	Buffalo 54, Kansas City 31	
40 POINTS				
KC	9/7/2017	@ New England	Kansas City 42, New England 27	
Opp.	10/2/2016	@ Pittsburgh	Pittsburgh 43, Kansas City 14	
SHUTOUT				
KC	10/23/2011	@ Oakland	Kansas City 28, Oakland 0	
Opp.	12/16/2012	@ Oakland	Oakland 15, Kansas City 0	
OVERTIME WIN				
KC	11/27/2016	@ Denver	Kansas City 30, Denver 27	
OVERTIME LOSS				
KC	12/29/2013	@ San Diego	L.A. Chargers 27, Kansas City 24	

OVERTIME TIE

KC 11/19/1989 @ Cleveland

Kansas City 10, Cleveland 10



CHIEFS

LAST GAME & OPPONENT GAMEBOOKS

THIS IS CHIEFS KINGDOM

National Football League Game Summary

NFL Copyright © 2017 by The National Football League. All rights reserved. This summary and play-by-play is for the express purpose of assisting media in their coverage of the game; any other use of this material is prohibited without the written permission of the National Football League. Updated: 9/18/2017

Date: Sunday, 9/17/2017

Philadelphia Eagles at Kansas City Chiefs
at Arrowhead Stadium, Kansas City, MO

Start Time: 12:03 PM CDT

Game Day Weather

Game Weather: Cloudy

Temp: 68° F (20.0° C) Humidity: 95%, Wind: Northeast 7 mph

Played Outdoor on Turf: Natural Grass

Officials

Referee: McAulay, Terry (77)
Line Judge: Johnson, Carl (101)
Back Judge: Martinez, Rich (39)

Umpire: Woods, Steven (54)
Field Judge: Banks, Michael (72)
Replay Official: Frantz, Earnie (0)

Down Judge: Bergman, Jeff (32)
Side Judge: Monroe, Jonah (120)

Lineups

Philadelphia Eagles

Offense		Defense	
WR 17	A.Jeffery	DE 75	V.Curry
LT 71	J.Peters	DT 93	T.Jernigan
LG 73	I.Seumalo	DT 91	F.Cox
C 62	J.Kelce	DE 55	B.Graham
RG 79	B.Brooks	OLB 95	M.Kendricks
RT 65	L.Johnson	MLB 58	J.Hicks
TE 86	Z.Ertz	OLB 53	N.Bradham
TE 87	B.Celek	CB 31	J.Mills
WR 82	T.Smith	CB 26	J.Watkins
RB 28	W.Smallwood	S 23	R.McLeod
QB 11	C.Wentz	S 27	M.Jenkins

Kansas City Chiefs

Offense		Defense	
WR 10	T.Hill	LDE 99	R.Nunez-Roches
LT 72	E.Fisher	NT 96	B.Logan
LG 70	B.Witzmann	RDE 97	A.Bailey
C 61	M.Morse	LOLB 50	J.Houston
RG 76	L.Duvernay-Tardif	LILB 56	D.Johnson
RT 71	M.Schwartz	RILB 53	R.Wilson
TE 87	T.Kelce	ROLB 55	D.Ford
TE 84	D.Harris	LCB 22	M.Peters
WR 17	C.Conley	RCB 39	T.Mitchell
QB 11	A.Smith	S 38	R.Parker
RB 27	K.Hunt	S 49	D.Sorensen

Substitutions

K 4 J.Elliott, P 8 D.Jones, WR 10 M.Hollins, WR 13 N.Agholor, CB 21 P.Robinson, S 24 C.Graham, RB 29 L.Blount, RB 30 C.Clement, CB 32 R.Douglas, CB 33 D.McDougle, S 42 C.Maragos, RB 43 D.Sproles, LS 45 R.Lovato, LB 52 N.Goode, LB 54 K.Grugier-Hill, DE 56 C.Long, LB 59 J.Walker, C/G 61 S.Wisniewski, T 72 H.Vaitai, TE 88 T.Burton, DT 94 B.Allen, DE 96 D.Barnett, DT 98 E.Qualls

Substitutions

P 2 D.Colquitt, K 5 C.Santos, WR 12 A.Wilson, WR 13 D.Thomas, WR 14 D.Robinson, DB 21 E.Murray, CB 23 P.Gaines, CB 25 K.Acker, DB 30 S.Terrell, RB 31 A.Hunt, RB 35 C.West, LS 41 J.Winchester, FB 42 A.Sherman, LB 45 U.Eligwe, LB 48 T.Smith, LB 51 F.Zombo, LB 57 K.Pierre-Louis, OL 73 Z.Fulton, TE 88 R.Travis, DL 92 T.Kpassagnon, DL 95 C.Jones, DT 98 R.Miller

Did Not Play

QB 9 N.Foles

Did Not Play

QB 15 P.Mahomes, G 75 C.Erving

Not Active

WR 14 M.Johnson, WR 18 S.Gibson, DB 41 R.Darby, DE 51 S.Means, G 67 C.Warmack, DT 97 D.Vaeao

Not Active

QB 9 T.Bray, CB 24 D.White, LB 59 R.Ragland, T 65 J.Devey, G 79 P.Ehinger, WR 80 J.Chesson, DL 94 J.Jenkins

Field Goals (made () & missed)

J.Elliott (34) 30WL (40)

C.Santos (34) (39)

		1	2	3	4	OT	Total
VISITOR:	Philadelphia Eagles	3	0	7	10	0	20
HOME:	Kansas City Chiefs	3	3	7	14	0	27

Scoring Plays

Team	Qtr	Time	Play Description (Extra Point) (Drive Info)	Visitor	Home
Chiefs	1	11:22	C.Santos 34 yd. Field Goal (8-73, 3:38)	0	3
Eagles	1	4:28	J.Elliott 34 yd. Field Goal (11-58, 6:54)	3	3
Chiefs	2	0:17	C.Santos 39 yd. Field Goal (4-3, 0:49)	3	6
Eagles	3	4:08	A.Jeffery 16 yd. pass from C.Wentz (J.Elliott kick) (7-81, 4:20)	10	6
Chiefs	3	1:20	K.Hunt 53 yd. run (C.Santos kick) (5-83, 2:48)	10	13
Eagles	4	11:57	J.Elliott 40 yd. Field Goal (10-44, 4:23)	13	13
Chiefs	4	6:25	T.Kelce 15 yd. pass from A.Smith (C.Santos kick) (5-31, 2:51)	13	20
Chiefs	4	2:14	K.Hunt 2 yd. run (C.Santos kick) (6-56, 3:13)	13	27
Eagles	4	0:08	N.Agholor 9 yd. pass from C.Wentz (J.Elliott kick) (13-75, 2:06)	20	27

National Football League Game Summary

NFL Copyright © 2017 by The National Football League. All rights reserved. This summary and play-by-play is for the express purpose of assisting media in their coverage of the game; any other use of this material is prohibited without the written permission of the National Football League.

Updated: 9/18/2017

Paid Attendance: 74,971

Time: 3:07

Philadelphia Eagles vs Kansas City Chiefs
9/17/2017 at Arrowhead Stadium

Final Individual Statistics

Philadelphia Eagles

Kansas City Chiefs

RUSHING							RUSHING						
	ATT	YDS	AVG	LG	TD		ATT	YDS	AVG	LG	TD		
C.Wentz	4	55	13.8	24	0	K.Hunt	13	81	6.2	53	2		
D.Sproles	10	48	4.8	12	0	A.Smith	4	21	5.3	12	0		
W.Smallwood	3	4	1.3	8	0	T.Hill	1	6	6.0	6	0		
						A.Wilson	1	4	4.0	4	0		
Total	17	107	6.3	24	0	Total	19	112	5.9	53	2		

PASSING									PASSING								
	ATT	CMP	YDS	SK/YD	TD	LG	IN	RT		ATT	CMP	YDS	SK/YD	TD	LG	IN	RT
C.Wentz	46	25	333	6/34	2	53	1	83.0	A.Smith	28	21	251	4/19	1	44	0	113.8
Total	46	25	333	6/34	2	53	1	83.0	Total	28	21	251	4/19	1	44	0	113.8

PASS RECEIVING							PASS RECEIVING						
	TAR	REC	YDS	AVG	LG	TD		TAR	REC	YDS	AVG	LG	TD
A.Jeffery	13	7	92	13.1	18	1	T.Kelce	10	8	103	12.9	44	1
Z.Ertz	10	5	97	19.4	53	0	C.Conley	4	4	55	13.8	35	0
T.Smith	8	4	66	16.5	24	0	T.Hill	6	4	43	10.8	18	0
M.Hollins	3	3	32	10.7	13	0	K.Hunt	3	3	28	9.3	16	0
D.Sproles	4	2	30	15.0	16	0	A.Wilson	3	2	22	11.0	12	0
T.Burton	1	1	10	10.0	10	0	R.Travis	1	0	0	0.0	0	0
N.Agholor	3	1	9	9.0	9	1							
L.Blount	1	1	0	0.0	0	0							
W.Smallwood	2	1	-3	-3.0	-3	0							
Total	45	25	333	13.3	53	2	Total	27	21	251	12.0	44	1

INTERCEPTIONS							INTERCEPTIONS						
	NO	YDS	AVG	LG	TD		NO	YDS	AVG	LG	TD		
Total	0	0	0	0	0	C.Jones	1	-3	-3.0	-3	0		
						Total	1	-3	-3.0	-3	0		

PUNTING								PUNTING							
	NO	YDS	AVG	NET	TB	IN20	LG		NO	YDS	AVG	NET	TB	IN20	LG
D.Jones	4	169	42.3	35.3	1	1	49	D.Colquitt	5	227	45.4	35.4	2	2	60
Total	4	169	42.3	35.3	1	1	49	Total	5	227	45.4	35.4	2	2	60

PUNT RETURNS							PUNT RETURNS						
	NO	YDS	AVG	FC	LG	TD		NO	YDS	AVG	FC	LG	TD
D.Sproles	1	10	10.0	2	10	0	T.Hill	1	8	8.0	1	8	0
[TOUCHBACK]	2	0	0.0	0	0	0	[OUT OF BOUNDS]	1	0	0.0	0	0	0
							[TOUCHBACK]	1	0	0.0	0	0	0
Total	1	10	10.0	2	10	0	Total	1	8	8.0	1	8	0

KICKOFF RETURNS							KICKOFF RETURNS						
	NO	YDS	AVG	FC	LG	TD		NO	YDS	AVG	FC	LG	TD
W.Smallwood	2	55	27.5	0	28	0	D.Thomas	2	49	24.5	0	25	0
[TOUCHBACK]	4	0	0.0	0	0	0	A.Hunt	1	40	40.0	0	40	0
							[TOUCHBACK]	1	0	0.0	0	0	0
Total	2	55	27.5	0	28	0	Total	3	89	29.7	0	40	0

Philadelphia Eagles

FUMBLES	FUM	LOST	OWN-REC	YDS	TD	FORCED	OPP-REC	YDS	TD	OUT-BDS
C.Wentz	2	0	1	0	0	0	0	0	0	0
D.Sproles	1	1	0	0	0	0	0	0	0	0
L.Johnson	0	0	1	0	0	0	0	0	0	0
Total	3	1	2	0	0	0	0	0	0	0

Kansas City Chiefs

FUMBLES	FUM	LOST	OWN-REC	YDS	TD	FORCED	OPP-REC	YDS	TD	OUT-BDS
C.Jones	0	0	0	0	0	2	0	0	0	0
J.Winchester	0	0	0	0	0	1	0	0	0	0
A.Sherman	0	0	0	0	0	0	1	0	0	0
Total	0	0	0	0	0	3	1	0	0	0

Philadelphia Eagles vs Kansas City Chiefs
9/17/2017 at Arrowhead Stadium

Final Team Statistics

	Visitor Eagles	Home Chiefs
TOTAL FIRST DOWNS	27	16
By Rushing	6	6
By Passing	19	10
By Penalty	2	0
THIRD DOWN EFFICIENCY	8-15-53%	5-12-42%
FOURTH DOWN EFFICIENCY	0-0-0%	0-0-0%
TOTAL NET YARDS	406	344
Total Offensive Plays (inc. times thrown passing)	69	51
Average gain per offensive play	5.9	6.7
NET YARDS RUSHING	107	112
Total Rushing Plays	17	19
Average gain per rushing play	6.3	5.9
Tackles for a loss-number and yards	3-7	3-3
NET YARDS PASSING	299	232
Times thrown - yards lost attempting to pass	6-34	4-19
Gross yards passing	333	251
PASS ATTEMPTS-COMPLETIONS-HAD INTERCEPTED	46-25-1	28-21-0
Avg gain per pass play (inc.# thrown passing)	5.8	7.3
KICKOFFS Number-In End Zone-Touchbacks	5-4-1	6-5-4
PUNTS Number and Average	4-42.3	5-45.4
Had Blocked	0	0
FGs - PATs Had Blocked	0-0	0-0
Net Punting Average	35.3	35.4
TOTAL RETURN YARDAGE (Not Including Kickoffs)	10	5
No. and Yards Punt Returns	1-10	1-8
No. and Yards Kickoff Returns	2-55	3-89
No. and Yards Interception Returns	0-0	1--3
PENALTIES Number and Yards	4-30	5-40
FUMBLES Number and Lost	3-1	0-0
TOUCHDOWNS	2	3
Rushing	0	2
Passing	2	1
EXTRA POINTS Made-Attempts	2-2	3-3
Kicking Made-Attempts	2-2	3-3
FIELD GOALS Made-Attempts	2-3	2-2
RED ZONE EFFICIENCY	2-5-40%	2-3-67%
GOAL TO GO EFFICIENCY	1-1-100%	1-1-100%
SAFETIES	0	0
FINAL SCORE	20	27
TIME OF POSSESSION	30:49	29:11

Ball Possession And Drive Chart

Philadelphia Eagles

#	Time Recd	Time Lost	Time Poss	How Ball Obtained	Drive Began	# Play	Yds Gain	Yds Pen	Net Yds	1st Down	Last Scrm	How Given Up
1	11:22	4:28	6:54	Kickoff	PHI 26	11	63	-5	58	5	* KC 16	Field Goal
2	0:25	10:16	5:09	Punt	PHI 20	8	26	5	31	3	KC 49	Punt
3	5:03	2:25	2:38	Punt	PHI 7	6	7	0	7	1	PHI 14	Punt
4	0:17	0:00	0:17	Kickoff	PHI 25	3	64	0	64	2	* KC 11	Missed FG
5	15:00	12:42	2:18	Kickoff	PHI 25	6	33	0	33	1	KC 42	Punt
6	8:28	4:08	4:20	Punt	PHI 19	7	81	0	81	6	* KC 16	Touchdown
7	1:20	11:57	4:23	Kickoff	PHI 34	10	49	-5	44	3	* KC 22	Field Goal
8	10:54	9:16	1:38	Punt	PHI 20	4	11	0	11	1	PHI 31	Interception
9	6:25	5:27	0:58	Kickoff	PHI 25	3	-3	0	-3	0	PHI 22	Punt
10	2:14	0:08	2:06	Kickoff	PHI 25	13	75	0	75	5	* KC 9	Touchdown
11	0:08	0:00	0:08	Onside Kick	KC 39	1	0	0	0	0	KC 39	End of Game

(287) Average PHI 26

Kansas City Chiefs

#	Time Recd	Time Lost	Time Poss	How Ball Obtained	Drive Began	# Play	Yds Gain	Yds Pen	Net Yds	1st Down	Last Scrm	How Given Up
1	15:00	11:22	3:38	Kickoff	KC 11	8	73	0	73	2	* PHI 16	Field Goal
2	4:28	0:25	4:03	Kickoff	KC 25	7	36	0	36	2	PHI 39	Punt
3	10:16	5:03	5:13	Punt	KC 30	6	16	0	16	1	KC 46	Punt
4	2:25	1:06	1:19	Punt	KC 37	3	2	0	2	0	KC 39	Punt
5	1:06	0:17	0:49	Fumble	PHI 24	4	3	0	3	0	PHI 21	Field Goal
6	12:42	8:28	4:14	Punt	KC 13	6	38	0	38	3	PHI 49	Punt
7	4:08	1:20	2:48	Kickoff	KC 17	5	83	0	83	3	KC 47	Touchdown
8	11:57	10:54	1:03	Kickoff	KC 34	3	6	0	6	0	KC 40	Punt
9	9:16	6:25	2:51	Interception	PHI 31	5	31	0	31	2	* PHI 15	Touchdown
10	5:27	2:14	3:13	Punt	KC 44	6	56	0	56	3	* PHI 2	Touchdown

(356) Average KC 36

* inside opponent's 20

Time of Possession by Quarter		1st	2nd	3rd	4th	OT	Total
Visitor	Philadelphia Eagles	7:19	7:39	7:58	7:53		30:49
Home	Kansas City Chiefs	7:41	7:21	7:02	7:07		29:11

Kickoff Drive No.-Start Average

Eagles: 6 - PHI 27

Chiefs: 4 - KC 22

Philadelphia Eagles vs Kansas City Chiefs
9/17/2017 at Arrowhead Stadium

Final Defensive Statistics

Philadelphia Eagles	Regular Defensive Plays											Special Teams					Misc			
	TKL	AST	COMB	SK	/ YDS	TFL	Q	IN	PD	FF	FR	TKL	AST	FF	FR	BL	TKL	AST	FF	FR
V.Curry	4	0	4	0	0	1	1	0	0	0	0	0	0	0	0	0	0	0	0	0
R.Douglas	4	0	4	0	0	0	0	0	1	0	0	0	0	0	0	0	0	0	0	0
M.Jenkins	4	0	4	0	0	0	0	0	0	0	0	1	0	0	0	0	0	0	0	0
C.Graham	3	1	4	0	0	0	0	0	0	0	0	0	0	0	0	0	0	0	0	0
N.Bradham	3	1	4	0	0	0	0	0	0	0	0	0	0	0	0	0	0	0	0	0
B.Graham	2	2	4	0.5	3	0	1	0	0	0	0	0	0	0	0	0	0	0	0	0
T.Jernigan	2	2	4	0.5	3	1	1	0	0	0	0	0	0	0	0	0	0	0	0	0
J.Hicks	1	2	3	0	0	0	2	0	0	0	0	0	0	0	0	0	0	0	0	0
M.Kendricks	2	0	2	1	5	2	1	0	1	0	0	2	0	0	0	0	0	0	0	0
F.Cox	2	0	2	1	3	1	1	0	0	0	0	0	0	0	0	0	0	0	0	0
J.Mills	2	0	2	0	0	0	0	0	0	0	0	0	0	0	0	0	0	0	0	0
P.Robinson	2	0	2	0	0	0	0	0	0	0	0	0	0	0	0	0	0	0	0	0
J.Watkins	1	1	2	0	0	0	0	0	0	0	0	0	0	0	0	0	0	0	0	0
R.McLeod	1	1	2	0	0	0	0	0	0	0	0	0	0	0	0	0	0	0	0	0
C.Long	1	0	1	1	5	1	1	0	0	0	0	0	0	0	0	0	0	0	0	0
B.Allen	1	0	1	0	0	0	1	0	0	0	0	0	0	0	0	0	0	0	0	0
D.Barnett	1	0	1	0	0	0	0	0	0	0	0	0	0	0	0	0	0	0	0	0
D.McDougle	0	0	0	0	0	0	0	0	0	0	0	1	0	0	0	0	0	0	0	0
C.Maragos	0	0	0	0	0	0	0	0	0	0	0	0	1	0	0	0	0	0	0	0
M.Hollins	0	0	0	0	0	0	0	0	0	0	0	0	1	0	0	0	0	0	0	0
B.Brooks	0	0	0	0	0	0	0	0	0	0	0	0	0	0	0	0	0	1	0	0
D.Sproles	0	0	0	0	0	0	0	0	0	0	0	0	0	0	0	0	0	1	0	0
L.Johnson	0	0	0	0	0	0	0	0	0	0	0	0	0	0	0	0	0	0	0	1
C.Wentz	0	0	0	0	0	0	0	0	0	0	0	0	0	0	0	0	0	0	0	1
Total	36	10	46	4	19	6	9	0	2	0	0	4	2	0	0	0	0	2	0	2

TKL = Tackle AST = Assist COMB = Combined QH=QB Hit IN = Interception PD = Pass Defense FF = Forced Fumble FR = Fumble Recovery

Kansas City Chiefs	Regular Defensive Plays											Special Teams					Misc			
	TKL	AST	COMB	SK	/ YDS	TFL	QH	IN	PD	FF	FR	TKL	AST	FF	FR	BL	TKL	AST	FF	FR
D.Sorensen	6	0	6	0	0	0	3	0	0	0	0	0	0	0	0	0	0	0	0	0
E.Murray	6	0	6	0	0	0	0	0	2	0	0	0	0	0	0	0	0	0	0	0
J.Houston	5	0	5	1	3	3	2	0	1	0	0	0	0	0	0	0	0	0	0	0
C.Jones	4	0	4	3	13	1	2	1	1	2	0	0	0	0	0	0	0	0	0	0
T.Mitchell	4	0	4	0	0	0	0	0	1	0	0	0	0	0	0	0	0	0	0	0
R.Wilson	4	0	4	0	0	2	0	0	0	0	0	0	0	0	0	0	0	0	0	0
M.Peters	4	0	4	0	0	0	0	0	0	0	0	0	0	0	0	0	0	0	0	0
P.Gaines	3	0	3	0	0	0	0	0	1	0	0	0	0	0	0	0	0	0	0	0
D.Ford	2	0	2	1	9	1	2	0	1	0	0	0	0	0	0	0	0	0	0	0
D.Johnson	2	0	2	0	0	1	0	0	0	0	0	0	0	0	0	0	0	0	0	0
R.Nunez-Roches	2	0	2	0	0	0	0	0	0	0	0	0	0	0	0	0	0	0	0	0
B.Logan	1	1	2	1	9	1	1	0	1	0	0	0	0	0	0	0	0	0	0	0
A.Bailey	1	1	2	0	0	1	0	0	0	0	0	0	0	0	0	0	0	0	0	0
R.Parker	1	0	1	0	0	0	0	0	0	0	0	0	0	0	0	0	0	0	0	0
R.Miller	0	0	0	0	0	0	0	0	1	0	0	0	0	0	0	0	0	0	0	0
F.Zombo	0	0	0	0	0	0	0	0	0	0	0	2	0	0	0	0	0	0	0	0
J.Winchester	0	0	0	0	0	0	0	0	0	0	0	1	0	1	0	0	0	0	0	0
A.Sherman	0	0	0	0	0	0	0	0	0	0	0	0	0	0	1	0	0	0	0	0
Total	45	2	47	6	34	10	10	1	9	2	0	3	0	1	1	0	0	0	0	0

First Quarter

9/17/2017

Play By Play

PHI wins the coin toss and elects to defer. KC elects to Receive, and PHI elects to defend the west goal.

J.Elliott kicks 69 yards from PHI 35 to KC -4. D.Thomas to KC 21 for 25 yards (M.Jenkins).

PENALTY on KC-K.Pierre-Louis, Offensive Holding, 10 yards, enforced at KC 21.

Kansas City Chiefs at 15:00, (1st play from scrimmage 14:55)

1-10-KC 11 (14:55) (Shotgun) K.Hunt up the middle to KC 15 for 4 yards (B.Graham; T.Jernigan).

2-6-KC 15 (14:21) (Shotgun) A.Smith pass short left to T.Kelce pushed ob at KC 27 for 12 yards (J.Watkins). P1

1-10-KC 27 (13:45) (Shotgun) A.Smith pass short right to C.Conley pushed ob at KC 34 for 7 yards (J.Mills).

2-3-KC 34 (13:06) (Shotgun) A.Smith pass deep right to T.Kelce to PHI 22 for 44 yards (M.Jenkins). P2

1-10-PHI 22 (12:16) A.Smith pass incomplete short right to R.Travis (M.Kendricks).

2-10-PHI 22 (12:11) (Shotgun) T.Hill left guard to PHI 16 for 6 yards (B.Allen).

3-4-PHI 16 (11:31) (Shotgun) A.Smith pass incomplete short middle to T.Kelce.

4-4-PHI 16 **(11:26) C.Santos 34 yard field goal is GOOD, Center-J.Winchester, Holder-D.Colquitt.**

PHI 0 KC 3, 8 plays, 73 yards, 3:38 drive, 3:38 elapsed

C.Santos kicks 66 yards from KC 35 to PHI -1. W.Smallwood to PHI 26 for 27 yards (F.Zombo).

Philadelphia Eagles at 11:22, (1st play from scrimmage 11:17)

1-10-PHI 26 (11:17) (Shotgun) C.Wentz pass short middle to A.Jeffery to PHI 37 for 11 yards (D.Sorensen). P1

1-10-PHI 37 (10:41) (Shotgun) D.Sproles left tackle to PHI 49 for 12 yards (D.Sorensen). R2

1-10-PHI 49 (10:02) C.Wentz pass deep middle to T.Smith to KC 29 for 22 yards (R.Wilson). P3

1-10-KC 29 (9:16) C.Wentz pass short left to W.Smallwood to KC 32 for -3 yards (R.Wilson) [D.Ford].

2-13-KC 32 (8:32) (Shotgun) D.Sproles left end pushed ob at KC 26 for 6 yards (D.Ford).

3-7-KC 26 (7:52) (Shotgun) C.Wentz pass short right to A.Jeffery to KC 14 for 12 yards (D.Johnson). P4

1-10-KC 14 (7:10) C.Wentz pass short right to L.Blount to KC 14 for no gain (J.Houston).

2-10-KC 14 (6:28) L.Blount up the middle to KC 13 for 1 yard (C.Jones).

PENALTY on PHI-J.Kelce, Offensive Holding, 10 yards, enforced at KC 14 - No Play.

2-20-KC 24 (6:02) (Shotgun) C.Wentz pass incomplete short middle to A.Jeffery [J.Houston].

PENALTY on KC-E.Murray, Defensive Holding, 5 yards, enforced at KC 24 - No Play. X5

1-10-KC 19 (5:56) (Shotgun) C.Wentz pass incomplete deep right to T.Smith.

2-10-KC 19 (5:51) (Shotgun) D.Sproles up the middle to KC 16 for 3 yards (C.Jones).

3-7-KC 16 (5:10) C.Wentz pass incomplete short middle to W.Smallwood.

4-7-KC 16 **(4:32) J.Elliott 34 yard field goal is GOOD, Center-R.Lovato, Holder-D.Jones.**

PHI 3 KC 3, 11 plays, 58 yards, 1 penalty, 6:54 drive, 10:32 elapsed

J.Elliott kicks 65 yards from PHI 35 to end zone, Touchback.

Kansas City Chiefs at 4:28

1-10-KC 25 (4:28) (Shotgun) K.Hunt left tackle to KC 26 for 1 yard (V.Curry).

2-9-KC 26 (3:53) (Shotgun) A.Smith pass short right to T.Kelce to KC 29 for 3 yards (J.Hicks).

3-6-KC 29 (3:06) (Shotgun) A.Smith pass short left to T.Hill pushed ob at KC 43 for 14 yards (R.McLeod). P3

1-10-KC 43 (2:27) (Shotgun) A.Smith pass short right to K.Hunt to PHI 41 for 16 yards (R.McLeod; J.Watkins) [B.Allen]. P4

1-10-PHI 41 (1:37) (Shotgun) A.Smith pass incomplete deep left to T.Hill.

2-10-PHI 41 (1:29) (Shotgun) K.Hunt right tackle to PHI 39 for 2 yards (D.Barnett).

3-8-PHI 39 (:43) (Shotgun) A.Smith pass incomplete short left to T.Kelce. PHI-R.McLeod was injured during the play.

4-8-PHI 39 (:32) D.Colquitt punts 39 yards to end zone, Center-J.Winchester, Touchback.

Philadelphia Eagles at 0:25

1-10-PHI 20 (:25) C.Wentz scrambles up the middle to PHI 25 for 5 yards (R.Nunez-Roches).

END OF QUARTER

	Score	Time Poss	First Downs				Efficiencies	
			R	P	X	T	3 Down	4 Down
Philadelphia Eagles	3	7:19	1	3	1	5	1/2	0/0
Kansas City Chiefs	3	7:41	0	4	0	4	1/3	0/0

Second Quarter

9/17/2017

Play By Play

Philadelphia Eagles continued.

2-5-PHI 25	(15:00) (Shotgun) C.Wentz pass short right to D.Sproles to PHI 41 for 16 yards (M.Peters).	P6
<u>1-10-PHI 41</u>	(14:22) W.Smallwood up the middle to PHI 39 for -2 yards (A.Bailey).	
2-12-PHI 39	(13:37) (Shotgun) C.Wentz pass short middle to Z.Ertz to KC 48 for 13 yards (E.Murray).	P7
<u>1-10-KC 48</u>	(13:00) (Shotgun) D.Sproles up the middle to KC 46 for 2 yards (B.Logan; A.Bailey).	
2-8-KC 46	(12:32) (No Huddle) C.Wentz pass short right to D.Sproles to KC 45 for 1 yard (D.Johnson).	
	<i>PENALTY on KC-P.Gaines, Defensive Holding, 5 yards, enforced at KC 46 - No Play.</i>	X8
<u>1-10-KC 41</u>	(12:05) (Shotgun) C.Wentz sacked at KC 47 for -6 yards (C.Jones). FUMBLES (C.Jones) [C.Jones], recovered by PHI-L.Johnson at KC 46. L.Johnson to KC 46 for no gain (J.Houston).	
2-15-KC 46	(11:16) (Shotgun) D.Sproles left tackle to KC 49 for -3 yards (J.Houston).	
3-18-KC 49	(10:30) (Shotgun) C.Wentz pass incomplete deep left to N.Agholor.	
4-18-KC 49	(10:24) D.Jones punts 49 yards to end zone, Center-R.Lovato, Touchback.	
	<i>PENALTY on PHI-K.Grugier-Hill, Tripping, 10 yards, enforced at KC 20.</i>	

Kansas City Chiefs at 10:16

1-10-KC 30	(10:16) (Shotgun) A.Smith pass incomplete short middle to D.Harris [V.Curry].	
	<i>PENALTY on PHI-B.Graham, Defensive Offside, 5 yards, enforced at KC 30 - No Play.</i>	
1-5-KC 35	(10:11) (Shotgun) K.Hunt right end to KC 34 for -1 yards (M.Kendricks).	
2-6-KC 34	(9:27) (Shotgun) A.Smith pass short left to T.Hill to KC 38 for 4 yards (R.Douglas).	
3-2-KC 38	(8:51) A.Wilson up the middle to KC 42 for 4 yards (B.Graham).	R5
<u>1-10-KC 42</u>	(8:11) (Shotgun) <i>PENALTY on KC-B.Witzmann, False Start, 5 yards, enforced at KC 42 - No Play.</i>	
1-15-KC 37	(7:43) (Shotgun) A.Smith scrambles up the middle pushed ob at KC 45 for 8 yards (R.Douglas).	
	<i>Penalty on PHI-R.Douglas, Illegal Use of Hands, offsetting, enforced at KC 37 - No Play.</i>	
	<i>Penalty on KC-B.Witzmann, Offensive Holding, offsetting.</i>	
1-15-KC 37	(7:43) (Shotgun) A.Smith up the middle to KC 41 for 4 yards (P.Robinson).	
2-11-KC 41	(6:36) A.Smith sacked at KC 36 for -5 yards (M.Kendricks).	
3-16-KC 36	(5:53) (Shotgun) A.Smith pass short right to A.Wilson to KC 46 for 10 yards (J.Hicks; C.Graham).	
4-6-KC 46	(5:12) D.Colquitt punts 47 yards to PHI 7, Center-J.Winchester, fair catch by D.Sproles.	

Philadelphia Eagles at 5:03

1-10-PHI 7	(5:03) (Shotgun) D.Sproles right end to PHI 13 for 6 yards (D.Sorensen).	
2-4-PHI 13	(4:17) (Shotgun) C.Wentz pass incomplete deep right to T.Smith.	
3-4-PHI 13	(4:08) (Shotgun) C.Wentz pass short right to Z.Ertz to PHI 23 for 10 yards (D.Sorensen).	P9
<u>1-10-PHI 23</u>	(3:24) (Shotgun) C.Wentz pass incomplete short middle to N.Agholor (E.Murray).	
2-10-PHI 23	(3:19) (Shotgun) C.Wentz pass incomplete deep middle to A.Jeffery.	
	<i>Penalty on PHI, Illegal Formation, declined.</i>	
3-10-PHI 23	(3:10) (Shotgun) C.Wentz sacked at PHI 14 for -9 yards (D.Ford).	
4-19-PHI 14	(2:31) D.Jones punts 49 yards to KC 37, Center-R.Lovato, out of bounds.	

Kansas City Chiefs at 2:25

1-10-KC 37 (2:25) (Shotgun) K.Hunt up the middle to KC 39 for 2 yards (N.Bradham).

Two-Minute Warning

2-8-KC 39	(2:00) (Shotgun) A.Smith pass short middle to T.Kelce to KC 42 for 3 yards (V.Curry) [J.Hicks].	
	Timeout #1 by KC at 01:26.	
3-5-KC 42	(1:26) (Shotgun) A.Smith sacked at KC 39 for -3 yards (F.Cox).	
	Timeout #1 by PHI at 01:21.	
4-8-KC 39	(1:21) D.Colquitt punts 51 yards to PHI 10, Center-J.Winchester. D.Sproles to PHI 20 for 10 yards (J.Winchester). FUMBLES (J.Winchester), RECOVERED by KC-A.Sherman at PHI 24. A.Sherman to PHI 24 for no gain (M.Kendricks).	

Kansas City Chiefs at 1:06

1-10-PHI 24	(1:06) (Shotgun) A.Smith sacked at PHI 30 for -6 yards (sack split by B.Graham and T.Jernigan).	
2-16-PHI 30	(:31) (Shotgun) A.Smith pass short middle to T.Kelce to PHI 21 for 9 yards (N.Bradham; J.Hicks).	
	Timeout #2 by KC at 00:26.	
3-7-PHI 21	(:26) (Shotgun) A.Smith pass incomplete short left [J.Hicks]. A.Smith intentionally threw ball out of bounds. No intended receiver.	
	Timeout #2 by PHI at 00:21.	
4-7-PHI 21	(:21) C.Santos 39 yard field goal is GOOD, Center-J.Winchester, Holder-D.Colquitt.	

Philadelphia Eagles vs Kansas City Chiefs at Arrowhead Stadium

PHI 3 KC 6, 4 plays, 3 yards, 0:49 drive, 14:43 elapsed

C.Santos kicks 65 yards from KC 35 to end zone, Touchback.

Philadelphia Eagles at 0:17

1-10-PHI 25 (:17) (Shotgun) D.Sproles left end ran ob at PHI 36 for 11 yards.

R10

1-10-PHI 36 (:12) (Shotgun) C.Wentz pass deep left to Z.Ertz to KC 11 for 53 yards (E.Murray). T.Mitchell deflected pass.

P11

Timeout #3 by PHI at 00:02.

Timeout #3 by KC at 00:02.

1-10-KC 11 (:02) J.Elliott 30 yard field goal is No Good, Wide Left, Center-R.Lovato, Holder-D.Jones.

END OF QUARTER

	Score	Time Poss	First Downs				Efficiencies	
			R	P	X	T	3 Down	4 Down
Philadelphia Eagles	3	7:39	1	4	1	6	1/3	0/0
Kansas City Chiefs	6	7:21	1	0	0	1	1/4	0/0

Third Quarter

9/17/2017

Play By Play

PHI elects to Receive, and KC elects to defend the East goal.

C.Santos kicks 65 yards from KC 35 to end zone, Touchback.

Philadelphia Eagles at 15:00

1-10-PHI 25	(15:00) C.Wentz pass short right to T.Smith to PHI 31 for 6 yards (M.Peters).	
2-4-PHI 31	(14:18) (Shotgun) C.Wentz pass incomplete short right to Z.Ertz (B.Logan).	
3-4-PHI 31	(14:16) (Shotgun) C.Wentz pass deep left to T.Smith pushed ob at KC 45 for 24 yards (P.Gaines).	P12
<u>1-10-KC 45</u>	(13:40) (Shotgun) C.Wentz pass incomplete short middle to Z.Ertz [J.Houston].	
2-10-KC 45	(13:35) (Shotgun) D.Sproles right end to KC 42 for 3 yards (J.Houston).	
3-7-KC 42	(12:56) (Shotgun) C.Wentz pass incomplete short left to A.Jeffery.	
4-7-KC 42	(12:49) D.Jones punts 29 yards to KC 13, Center-R.Lovato, fair catch by T.Hill.	

Kansas City Chiefs at 12:42

1-10-KC 13	(12:42) (Shotgun) A.Smith pass short left to A.Wilson to KC 25 for 12 yards (F.Cox).	P6
<u>1-10-KC 25</u>	(11:59) (Shotgun) A.Smith pass short middle to T.Hill to KC 43 for 18 yards (C.Graham).	P7
<u>1-10-KC 43</u>	(11:14) (Shotgun) A.Smith pass short right to K.Hunt to PHI 46 for 11 yards (T.Jernigan) [V.Curry].	P8
<u>1-10-PHI 46</u>	(10:41) K.Hunt up the middle to PHI 45 for 1 yard (V.Curry).	
2-9-PHI 45	(10:00) A.Smith pass short right to K.Hunt to PHI 44 for 1 yard (M.Jenkins).	
3-8-PHI 44	(9:13) (Shotgun) A.Smith sacked at PHI 49 for -5 yards (C.Long).	
4-13-PHI 49	(8:36) D.Colquitt punts 30 yards to PHI 19, Center-J.Winchester, fair catch by D.Sproles.	

Philadelphia Eagles at 8:28

1-10-PHI 19	(8:28) C.Wentz pass deep left to A.Jeffery to PHI 37 for 18 yards (T.Mitchell).	P13
<u>1-10-PHI 37</u>	(7:42) (Shotgun) C.Wentz pass short right to M.Hollins pushed ob at PHI 48 for 11 yards (M.Peters).	P14
<u>1-10-PHI 48</u>	(7:03) (Shotgun) C.Wentz pass short middle to Z.Ertz to KC 41 for 11 yards (D.Sorensen).	P15
<u>1-10-KC 41</u>	(6:20) (Shotgun) C.Wentz pass short middle to D.Sproles pushed ob at KC 27 for 14 yards (P.Gaines).	P16
<u>1-10-KC 27</u>	(5:41) (Shotgun) W.Smallwood up the middle to KC 19 for 8 yards (R.Parker).	
2-2-KC 19	(4:56) (Shotgun) D.Sproles right end to KC 16 for 3 yards (R.Wilson).	R17
<u>1-10-KC 16</u>	(4:14) (Shotgun) C.Wentz pass short left to A.Jeffery to KC 1 for 15 yards (P.Gaines).	P18

*Penalty on KC-T.Mitchell, Defensive Holding, declined.***Philadelphia challenged the runner was down by contact ruling, and the play was REVERSED. (Shotgun) C.Wentz pass left to A.Jeffery for 16 yards, TOUCHDOWN.***Penalty on KC-P.Gaines, Defensive Holding, declined.*

J.Elliott extra point is GOOD, Center-R.Lovato, Holder-D.Jones.

PHI 10 KC 6, 7 plays, 81 yards, 4:20 drive, 10:52 elapsed

J.Elliott kicks 72 yards from PHI 35 to KC -7. D.Thomas to KC 17 for 24 yards (C.Maragos; M.Hollins).

Kansas City Chiefs at 4:08, (1st play from scrimmage 3:59)

1-10-KC 17	(3:59) (Shotgun) A.Smith right end to KC 29 for 12 yards (C.Graham).	R9
<u>1-10-KC 29</u>	(3:21) (Shotgun) A.Smith pass short left to C.Conley to KC 36 for 7 yards (R.Douglas).	
2-3-KC 36	(2:46) (Shotgun) K.Hunt left end to KC 35 for -1 yards (V.Curry).	
3-4-KC 35	(2:06) (Shotgun) A.Smith pass short left to T.Kelce to KC 47 for 12 yards (N.Bradham).	P10
<u>1-10-KC 47</u>	(1:30) (Shotgun) K.Hunt up the middle for 53 yards, TOUCHDOWN.	R11

PENALTY on KC-T.Kelce, Taunting, 15 yards, enforced between downs.

C.Santos extra point is GOOD, Center-J.Winchester, Holder-D.Colquitt.

PHI 10 KC 13, 5 plays, 83 yards, 2:48 drive, 13:40 elapsed

C.Santos kicks 74 yards from KC 20 to PHI 6. W.Smallwood to PHI 34 for 28 yards (F.Zombo).

Philadelphia Eagles at 1:20, (1st play from scrimmage 1:14)

1-10-PHI 34	(1:14) (Shotgun) C.Wentz pass short left to A.Jeffery pushed ob at PHI 47 for 13 yards (D.Sorensen).	P19
<u>1-10-PHI 47</u>	(:39) (Shotgun) C.Wentz sacked at PHI 40 for -7 yards (C.Jones). FUMBLES (C.Jones), and recovers at PHI 40. C.Wentz to PHI 44 for 4 yards (R.Wilson). KC-C.Jones was injured during the play.	

END OF QUARTER

	Score	Time Poss	First Downs				Efficiencies	
			R	P	X	T	3 Down	4 Down
Philadelphia Eagles	10	7:58	1	7	0	8	1/2	0/0
Kansas City Chiefs	13	7:02	2	4	0	6	1/2	0/0

Fourth Quarter

9/17/2017

Play By Play

Philadelphia Eagles continued.

2-13-PHI 44	(15:00) (Shotgun) C.Wentz pass incomplete short middle to A.Jeffery [D.Sorensen].	
3-13-PHI 44	(14:57) (Shotgun) C.Wentz scrambles left end pushed ob at KC 43 for 13 yards (T.Mitchell).	R20
<u>1-10-KC 43</u>	(14:17) D.Sproles up the middle to KC 38 for 5 yards (E.Murray).	
2-5-KC 38	(14:17) C.Wentz pass short left to M.Hollins to KC 25 for 13 yards.	P21
<u>1-10-KC 25</u>	(13:18) (Shotgun) C.Wentz pass short right to M.Hollins pushed ob at KC 17 for 8 yards (P.Gaines).	
2-2-KC 17	(13:18) (Shotgun) <i>PENALTY on PHI-I.Seumalo, False Start, 5 yards, enforced at KC 17 - No Play.</i>	
2-7-KC 22	(12:14) (Shotgun) C.Wentz pass incomplete short left to Z.Ertz.	
	Timeout #1 by PHI at 12:06.	
3-7-KC 22	(12:06) (Shotgun) C.Wentz pass incomplete deep left to A.Jeffery (P.Gaines) [D.Sorensen].	
4-7-KC 22	(11:57) J.Elliott 40 yard field goal is GOOD, Center-R.Lovato, Holder-D.Jones.	

PHI 13 KC 13, 10 plays, 44 yards, 4:23 drive, 3:03 elapsed

J.Elliott kicks 71 yards from PHI 35 to KC -6. A.Hunt to KC 34 for 40 yards (M.Kendricks).

Kansas City Chiefs at 11:57, (1st play from scrimmage 11:49)

1-10-KC 34	(11:49) (Shotgun) A.Smith pass incomplete short right to T.Hill.	
2-10-KC 34	(11:46) (Shotgun) A.Smith pass short left to C.Conley pushed ob at KC 40 for 6 yards (R.Douglas).	
3-4-KC 40	(11:07) (Shotgun) A.Smith pass incomplete short middle to A.Wilson (R.Douglas).	
4-4-KC 40	(11:02) D.Colquitt punts 60 yards to end zone, Center-J.Winchester, Touchback.	

Philadelphia Eagles at 10:54

1-10-PHI 20	(10:54) (Shotgun) C.Wentz scrambles right end to PHI 33 for 13 yards (R.Nunez-Roches).	R22
<u>1-10-PHI 33</u>	(10:09) (Shotgun) W.Smallwood up the middle to PHI 31 for -2 yards (D.Johnson).	
2-12-PHI 31	(9:28) (Shotgun) C.Wentz pass incomplete short middle to Z.Ertz (R.Miller).	
3-12-PHI 31	(9:23) (Shotgun) C.Wentz pass short middle INTERCEPTED by C.Jones (J.Houston) at PHI 28. C.Jones to PHI 31 for -3 yards (B.Brooks; D.Sproles).	

Kansas City Chiefs at 9:16

1-10-PHI 31	(9:16) K.Hunt up the middle to PHI 32 for -1 yards (T.Jernigan).	
2-11-PHI 32	(8:40) (Shotgun) A.Smith pass short right to T.Hill to PHI 25 for 7 yards (M.Jenkins).	
3-4-PHI 25	(7:53) (Shotgun) A.Smith scrambles left end pushed ob at PHI 20 for 5 yards (P.Robinson).	R12
<u>1-10-PHI 20</u>	(7:16) (Shotgun) A.Smith pass short left to T.Kelce to PHI 15 for 5 yards (R.Douglas). KC-M.Morse was injured during the play.	
2-5-PHI 15	(6:32) (Shotgun) A.Smith pass short middle to T.Kelce for 15 yards, TOUCHDOWN.	P13
	C.Santos extra point is GOOD, Center-J.Winchester, Holder-D.Colquitt.	

PHI 13 KC 20, 5 plays, 31 yards, 2:51 drive, 8:35 elapsed
--

C.Santos kicks 65 yards from KC 35 to end zone, Touchback.

Philadelphia Eagles at 6:25

1-10-PHI 25	(6:25) (Shotgun) C.Wentz sacked at PHI 22 for -3 yards (J.Houston).	
2-13-PHI 22	(5:44) (Shotgun) C.Wentz pass incomplete short left to Z.Ertz (D.Ford).	
3-13-PHI 22	(5:39) (Shotgun) C.Wentz pass incomplete short middle to T.Smith [D.Sorensen].	
4-13-PHI 22	(5:33) D.Jones punts 42 yards to KC 36, Center-R.Lovato. T.Hill to KC 44 for 8 yards (D.McDougle).	

Kansas City Chiefs at 5:27

1-10-KC 44	(5:27) (Shotgun) A.Smith left end to KC 44 for no gain (N.Bradham).	
2-10-KC 44	(4:42) (Shotgun) A.Smith pass deep right to C.Conley pushed ob at PHI 21 for 35 yards (J.Mills).	P14
	Timeout #1 by KC at 04:36.	
<u>1-10-PHI 21</u>	(4:36) K.Hunt right end to PHI 17 for 4 yards (B.Graham).	
2-6-PHI 17	(3:52) (Shotgun) K.Hunt up the middle to PHI 14 for 3 yards (M.Jenkins).	
3-3-PHI 14	(3:10) K.Hunt left end to PHI 2 for 12 yards (C.Graham).	R15
<u>1-2-PHI 2</u>	(2:20) (Shotgun) K.Hunt up the middle for 2 yards, TOUCHDOWN.	R16
	The Replay Official reviewed the score ruling, and the play was Upheld. The ruling on the field stands.	
	C.Santos extra point is GOOD, Center-J.Winchester, Holder-D.Colquitt.	

PHI 13 KC 27, 6 plays, 56 yards, 3:13 drive, 12:46 elapsed

C.Santos kicks 65 yards from KC 35 to end zone, Touchback.

Philadelphia Eagles at 2:14

1-10-PHI 25	(2:14) (Shotgun) C.Wentz sacked at PHI 20 for -5 yards (C.Jones).	
-------------	---	--

Philadelphia Eagles vs Kansas City Chiefs at Arrowhead Stadium

Two-Minute Warning

2-15-PHI 20 (2:00) (Shotgun) C.Wentz pass short left to T.Smith to PHI 34 for 14 yards (T.Mitchell).

3-1-PHI 34 (1:37) (No Huddle, Shotgun) C.Wentz pass short right to A.Jeffery pushed ob at PHI 44 for 10 yards (M.Peters). P23

1-10-PHI 44 (1:33) (Shotgun) C.Wentz pass incomplete deep left to T.Smith.

2-10-PHI 44 (1:22) (Shotgun) C.Wentz pass incomplete short left to D.Sproles.

3-10-PHI 44 (1:19) (Shotgun) C.Wentz scrambles right end pushed ob at KC 32 for 24 yards (E.Murray). R24

1-10-KC 32 (1:08) (Shotgun) C.Wentz sacked at KC 41 for -9 yards (B.Logan).

Timeout #2 by PHI at 00:54.

2-19-KC 41 (:54) (Shotgun) C.Wentz pass short left to A.Jeffery pushed ob at KC 29 for 12 yards (T.Mitchell).

3-7-KC 29 (:49) (Shotgun) C.Wentz pass short middle to T.Burton to KC 19 for 10 yards (E.Murray). P25

1-10-KC 19 (:28) (Shotgun) C.Wentz pass incomplete deep left to A.Jeffery (T.Mitchell).

2-10-KC 19 (:23) (Shotgun) C.Wentz pass incomplete short left to D.Sproles.

3-10-KC 19 (:18) (Shotgun) C.Wentz pass short left to Z.Ertz pushed ob at KC 9 for 10 yards (E.Murray). P26

1-9-KC 9 (:14) (Shotgun) C.Wentz pass short middle to N.Agholor for 9 yards, TOUCHDOWN. P27

J.Elliott extra point is GOOD, Center-R.Lovato, Holder-D.Jones.

PHI 20 KC 27, 13 plays, 75 yards, 2:06 drive, 14:52 elapsed
--

J.Elliott kicks inside 26 yards from PHI 35 to KC 39, impetus ends at PHI 46. RECOVERED by PHI-T.Burton.

Timeout #3 by PHI at 00:05.

Timeout #2 by KC at 00:05.

Philadelphia Eagles at 0:08, (1st play from scrimmage 0:05)

1-10-KC 39 (:05) (Shotgun) C.Wentz pass incomplete deep middle to A.Jeffery (E.Murray).

END OF QUARTER

	Score	Time Poss	First Downs				Efficiencies	
			R	P	X	T	3 Down	4 Down
Philadelphia Eagles	20	7:53	3	5	0	8	5/8	0/0
Kansas City Chiefs	27	7:07	3	2	0	5	2/3	0/0

Miscellaneous Statistics Report

Philadelphia Eagles vs Kansas City Chiefs
9/17/2017 at Arrowhead Stadium

Ten Longest Plays for Philadelphia Eagles

Yards	Qtr	Play Start	Play Description
53	2	1-10-PHI 36	(:12) (Shotgun) C.Wentz pass deep left to Z.Ertz to KC 11 for 53 yards (E.Murray). T.Mitchell deflected pass.
24	3	3-4-PHI 31	(14:16) (Shotgun) C.Wentz pass deep left to T.Smith pushed ob at KC 45 for 24 yards (P.Gaines).
24	4	3-10-PHI 44	(1:19) (Shotgun) C.Wentz scrambles right end pushed ob at KC 32 for 24 yards (E.Murray).
22	1	1-10-PHI 49	(10:02) C.Wentz pass deep middle to T.Smith to KC 29 for 22 yards (R.Wilson).
18	3	1-10-PHI 19	(8:28) C.Wentz pass deep left to A.Jeffery to PHI 37 for 18 yards (T.Mitchell).
16	2	2-5-PHI 25	(15:00) (Shotgun) C.Wentz pass short right to D.Sproles to PHI 41 for 16 yards (M.Peters).
16	3	1-10-KC 16	(4:14) (Shotgun) C.Wentz pass short left to A.Jeffery to KC 1 for 15 yards (P.Gaines). Penalty on KC-T.Mitchell, Defensive Holding, declined. Philadelphia challenged the runner was down by contact ruling, and the play was REVERSED. (Shotgun) C.Wentz pass left to A.Jeffery for 16 yards, TOUCHDOWN. Penalty on KC-P.Gaines, Defensive Holding, declined.
14	3	1-10-KC 41	(6:20) (Shotgun) C.Wentz pass short middle to D.Sproles pushed ob at KC 27 for 14 yards (P.Gaines).
14	4	2-15-PHI 20	(2:00) (Shotgun) C.Wentz pass short left to T.Smith to PHI 34 for 14 yards (T.Mitchell).
13	2	2-12-PHI 39	(13:37) (Shotgun) C.Wentz pass short middle to Z.Ertz to KC 48 for 13 yards (E.Murray).

Ten Longest Plays for Kansas City Chiefs

Yards	Qtr	Play Start	Play Description
53	3	1-10-KC 47	(1:30) (Shotgun) K.Hunt up the middle for 53 yards, TOUCHDOWN.
44	1	2-3-KC 34	(13:06) (Shotgun) A.Smith pass deep right to T.Kelce to PHI 22 for 44 yards (M.Jenkins).
35	4	2-10-KC 44	(4:42) (Shotgun) A.Smith pass deep right to C.Conley pushed ob at PHI 21 for 35 yards (J.Mills).
18	3	1-10-KC 25	(11:59) (Shotgun) A.Smith pass short middle to T.Hill to KC 43 for 18 yards (C.Graham).
16	1	1-10-KC 43	(2:27) (Shotgun) A.Smith pass short right to K.Hunt to PHI 41 for 16 yards (R.McLeod; J.Watkins) [B.Allen].
15	4	2-5-PHI 15	(6:32) (Shotgun) A.Smith pass short middle to T.Kelce for 15 yards, TOUCHDOWN.
14	1	3-6-KC 29	(3:06) (Shotgun) A.Smith pass short left to T.Hill pushed ob at KC 43 for 14 yards (R.McLeod).
12	1	2-6-KC 15	(14:21) (Shotgun) A.Smith pass short left to T.Kelce pushed ob at KC 27 for 12 yards (J.Watkins).
12	3	1-10-KC 13	(12:42) (Shotgun) A.Smith pass short left to A.Wilson to KC 25 for 12 yards (F.Cox).
12	3	1-10-KC 17	(3:59) (Shotgun) A.Smith right end to KC 29 for 12 yards (C.Graham).

Touchdown Scoring Information

		Offense	Defense	Special Teams
VISITOR	Philadelphia Eagles	2	0	0
HOME	Kansas City Chiefs	3	0	0

Player Scoring Information

Club	Player	TD	Rush TD	Rec TD	KO TD	Punt TD	Int TD	Fum TD	Misc TD	FG	XP	2Pt Rush	2Pt Rec	Sfty	Points
PHI	J.Elliott	0	0	0	0	0	0	0	0	2	2	0	0	0	8
PHI	N.Agholor	0	0	1	0	0	0	0	0	0	0	0	0	0	6
PHI	A.Jeffery	0	0	1	0	0	0	0	0	0	0	0	0	0	6
KC	K.Hunt	0	2	0	0	0	0	0	0	0	0	0	0	0	12
KC	C.Santos	0	0	0	0	0	0	0	0	2	3	0	0	0	9
KC	T.Kelce	0	0	1	0	0	0	0	0	0	0	0	0	0	6

Possession Detail

	First Half		Second Half		Game	
	Visitor	Home	Visitor	Home	Visitor	Home
Largest Lead	0	3	4	14	4	14
Drives Leading	0	0	0	2	0	2
Time of Possession Leading	0:00	0:00	0:00	7:27	0:00	7:27
Largest Deficit	-3	0	-14	-4	-14	-4
Drives Trailing	2	0	6	1	8	1
Time of Possession Trailing	7:11	0:00	14:13	2:48	21:24	2:48
Times Score Tied Up		1		1		2
Lead Changes		2		3		5

Playtime Percentage

Percent of playtime per player on offense, defense and special teams

Philadelphia Eagles					Kansas City Chiefs						
		Offense	Defense	Special Teams			Offense	Defense	Special Teams		
I Seumalo	G	72	100%	5	17%	B Witzmann	G	53	100%	5	17%
B Brooks	G	72	100%	5	17%	E Fisher	T	53	100%	5	17%
L Johnson	T	72	100%	4	13%	L Duvernay-Tardif	G	53	100%	5	17%
J Kelce	C	72	100%			M Schwartz	T	53	100%	5	17%
C Wentz	QB	72	100%			A Smith	QB	53	100%		
J Peters	T	72	100%			T Kelce	TE	51	96%		
T Smith	WR	62	86%			T Hill	WR	47	89%	4	13%
A Jeffery	WR	61	85%			M Morse	C	46	87%	3	10%
Z Ertz	TE	60	83%	11	37%	C Conley	WR	46	87%	1	3%
N Agholor	WR	55	76%			K Hunt	RB	39	74%		
D Sproles	RB	50	69%	5	17%	A Wilson	WR	34	64%	10	33%
M Hollins	WR	17	24%	13	43%	D Harris	TE	24	45%	20	67%
B Celek	TE	17	24%	11	37%	C West	RB	11	21%		
T Burton	TE	14	19%	19	63%	Z Fulton	G	7	13%	5	17%
W Smallwood	RB	14	19%	10	33%	R Travis	TE	6	11%		
L Blount	RB	6	8%			D Thomas	WR	4	8%	22	73%
H Vaitai	T	3	4%	5	17%	D Robinson	WR	2	4%	5	17%
C Clement	RB	1	1%	19	63%	A Sherman	FB	1	2%	21	70%
M Jenkins	SS		53 100%	10	33%	D Sorensen	SS		72 100%	19	63%
J Mills	CB		53 100%	6	20%	R Parker	FS		72 100%	1	3%
J Hicks	LB		53 100%	6	20%	D Johnson	LB		72 100%		
N Bradham	LB		53 100%	1	3%	T Mitchell	CB		72 100%		
F Cox	DT		44 83%			M Peters	CB		72 100%		
C Graham	FS		41 77%	10	33%	J Houston	LB		70 97%		
R Douglas	CB		39 74%	7	23%	D Ford	LB		67 93%		
B Graham	DE		38 72%	5	17%	A Bailey	DE		60 83%	5	17%
V Curry	DE		33 62%	5	17%	P Gaines	CB		57 79%	9	30%
P Robinson	CB		32 60%	12	40%	E Murray	FS		50 69%	17	57%
T Jernigan	DT		32 60%	4	13%	B Logan	NT		37 51%	5	17%
D Barnett	DE		21 40%	6	20%	C Jones	DE		32 44%		
M Kendricks	LB		20 38%	8	27%	R Nunez-Roches	DE		26 36%	5	17%
C Long	DE		20 38%	6	20%	R Wilson	LB		14 19%	5	17%
B Allen	DT		15 28%	11	37%	R Miller	NT		9 12%		
J Watkins	SS		14 26%	4	13%	F Zombo	LB		7 10%	25	83%
R McLeod	FS		12 23%	2	7%	K Acker	CB		2 3%	10	33%
E Qualls	DT		9 17%	1	3%	K Pierre-Louis	LB		1 1%	25	83%
N Goode	LB		1 2%	19	63%	T Smith	LB			19	63%
C Maragos	SS			24	80%	S Terrell	FS			14	47%
K Grugier-Hill	LB			20	67%	A Hunt	RB			13	43%
J Walker	LB			11	37%	C Santos	K			11	37%
D McDougale	CB			11	37%	J Winchester	LS			10	33%
J Elliott	K			10	33%	D Colquitt	P			10	33%
D Jones	P			9	30%	U Eligwe	LB			8	27%
R Lovato	LS			9	30%	T Kpassagnon	LB			5	17%
S Wisniewski	C			5	17%						

National Football League Game Summary

NFL Copyright © 2017 by The National Football League. All rights reserved. This summary and play-by-play is for the express purpose of assisting media in their coverage of the game; any other use of this material is prohibited without the written permission of the National Football League. Updated: 9/18/2017

Date: Sunday, 9/17/2017

Miami Dolphins at Los Angeles Chargers

at StubHub Center, Carson, CA

Start Time: 1:05 PM PT

Game Day Weather

Game Weather: Cloudy
Played on Turf: Grass

Temp: 71° F (21.7° C) Humidity: 68%, Wind: W 7 mph

Officials

Referee: Corrente, Tony (99)	Umpire: Eck, Alan (76)	Down Judge: Turner, Patrick (13)
Line Judge: Longson, Bart (2)	Field Judge: Horton, Buddy (82)	Side Judge: Dickson, Ryan (25)
Back Judge: Prukop, Todd (30)	Replay Official: Valenti, Terri (0)	

Lineups

Miami Dolphins			Los Angeles Chargers				
Offense		Defense	Offense		Defense		
WR 10	K.Stills	DE 50	A.Branch	WR 13	K.Allen	DE 99	J.Bosa
LT 67	L.Tunsil	DT 93	N.Suh	LT 76	R.Okung	NT 92	B.Mebane
LG 65	A.Steen	DT 97	J.Phillips	LG 68	M.Slauson	DT 94	C.Liuguet
C 51	M.Pouncey	DE 91	C.Wake	C 73	S.Pulley	LEO 54	M.Ingram
RG 74	J.Bushrod	LB 47	K.Alonso	RG 79	K.Wiggins	MIKE 50	H.Pullard
RT 70	J.James	LB 45	M.Hull	RT 72	J.Barksdale	WILL 57	J.Brown
TE 89	J.Thomas	LB 59	C.Allen	TE 86	H.Henry	LCB 26	C.Hayward
WR 11	D.Parker	CB 41	B.Maxwell	WR 16	Ty.Williams	SS 37	J.Addae
WR 14	J.Landry	CB 25	X.Howard	QB 17	P.Rivers	FS 33	T.Boston
QB 6	J.Cutler	S 20	R.Jones	FB 34	D.Watt	CB 20	D.King
RB 23	J.Ajayi	S 29	N.Allen	RB 28	M.Gordon	RCB 24	Tr.Williams

Substitutions

K 1 C.Parkey, P 16 M.Haack, WR 19 J.Grant, RB 26 D.Williams, S 27 M.Smith, CB 28 B.McCain, S 31 M.Thomas, RB 32 K.Drake, RB 34 S.Perry, S 35 W.Aikens, CB 42 A.Verner, TE 48 M.Gray, LB 53 J.March-Lillard, DT 56 D.Godchaux, C 64 J.Brendel, T 77 J.Davis, DE 78 T.Fede, TE 80 A.Fasano, WR 88 L.Carroo, DE 90 C.Harris, LS 92 J.Denney, DE 95 W.Hayes, DT 96 V.Taylor

Substitutions

P 8 D.Kaser, K 9 Y.Koo, WR-KR 12 T.Benjamin, WR 15 D.Inman, S 23 D.McCoil, RB 30 A.Ekeler, S 31 A.Phillips, RB 32 B.Oliver, DE 40 C.McCain, CB 43 M.Davis, LS 47 M.Windt, OLB 49 J.Onwualu, OLB 51 K.Emanuel, ILB 56 K.Toomer, OLB 58 N.Harris, G 66 D.Feeney, NT 71 D.Square, G-T 75 C.Hairston, G 78 M.Schofield, TE 84 S.McGrath, TE 85 A.Gates, DE 93 D.Philon, DE 95 T.Palepoi

Did Not Play

QB 8 M.Moore

Did Not Play

QB 10 K.Clemens

Not Active

CB 30 C.Tankersley, CB 33 T.McTyer, LB 58 R.Mauluga, G 68 I.Asiata, T 71 E.Smith, T 79 S.Young, LB 94 L.Timmons

Not Active

QB 7 C.Jones, CB 22 J.Verrett, S 25 R.Jenkins, T 69 S.Tevi, TE 80 S.Culkin, WR 81 M.Williams, DE 97 J.Attaochu

Field Goals (made () & missed)

C.Parkey (30) (28) (35) (54) Y.Koo (41) 43WR 44WR

		1	2	3	4	OT	Total
VISITOR:	Miami Dolphins	3	0	10	6	0	19
HOME:	Los Angeles Chargers	0	10	7	0	0	17

Scoring Plays

Team	Qtr	Time	Play Description (Extra Point) (Drive Info)	Visitor	Home
Dolphins	1	7:07	C.Parkey 30 yd. Field Goal (13-70, 6:18)	3	0
Chargers	2	13:41	Y.Koo 41 yd. Field Goal (6-23, 2:36)	3	3
Chargers	2	5:01	M.Gordon 1 yd. run (Y.Koo kick) (7-70, 3:57)	3	10
Dolphins	3	12:07	K.Stills 29 yd. pass from J.Cutler (C.Parkey kick) (7-75, 2:53)	10	10
Chargers	3	8:18	A.Gates 7 yd. pass from P.Rivers (Y.Koo kick) (8-77, 3:49)	10	17
Dolphins	3	2:43	C.Parkey 28 yd. Field Goal (12-67, 5:35)	13	17
Dolphins	4	6:28	C.Parkey 35 yd. Field Goal (14-64, 7:05)	16	17
Dolphins	4	1:05	C.Parkey 54 yd. Field Goal (5-15, 1:57)	19	17

Paid Attendance: 25,381

Time: 2:54

Miami Dolphins vs Los Angeles Chargers
9/17/2017 at StubHub Center

Final Team Statistics

	Visitor Dolphins	Home Chargers
TOTAL FIRST DOWNS	21	24
By Rushing	6	3
By Passing	13	19
By Penalty	2	2
THIRD DOWN EFFICIENCY	5-13-38%	2-8-25%
FOURTH DOWN EFFICIENCY	0-1-0%	0-0-0%
TOTAL NET YARDS	336	367
Total Offensive Plays (inc. times thrown passing)	68	54
Average gain per offensive play	4.9	6.8
NET YARDS RUSHING	111	44
Total Rushing Plays	32	14
Average gain per rushing play	3.5	3.1
Tackles for a loss-number and yards	6-16	4-8
NET YARDS PASSING	225	323
Times thrown - yards lost attempting to pass	2-5	1-8
Gross yards passing	230	331
PASS ATTEMPTS-COMPLETIONS-HAD INTERCEPTED	34-24-0	39-31-0
Avg gain per pass play (inc.# thrown passing)	6.3	8.1
KICKOFFS Number-In End Zone-Touchbacks	6-3-2	4-3-1
PUNTS Number and Average	3-43.3	4-42.5
Had Blocked	0	0
FGs - PATs Had Blocked	0-0	0-0
Net Punting Average	29.0	37.3
TOTAL RETURN YARDAGE (Not Including Kickoffs)	21	23
No. and Yards Punt Returns	3-21	1-23
No. and Yards Kickoff Returns	3-71	4-66
No. and Yards Interception Returns	0-0	0-0
PENALTIES Number and Yards	5-23	6-56
FUMBLES Number and Lost	0-0	0-0
TOUCHDOWNS	1	2
Rushing	0	1
Passing	1	1
EXTRA POINTS Made-Attempts	1-1	2-2
Kicking Made-Attempts	1-1	2-2
FIELD GOALS Made-Attempts	4-4	1-3
RED ZONE EFFICIENCY	0-3-0%	2-3-67%
GOAL TO GO EFFICIENCY	0-2-0%	2-2-100%
SAFETIES	0	0
FINAL SCORE	19	17
TIME OF POSSESSION	33:22	26:38

Ball Possession And Drive Chart

Miami Dolphins

#	Time Recd	Time Lost	Time Poss	How Ball Obtained	Drive Began	# Play	Yds Gain	Yds Pen	Net Yds	1st Down	Last Scrm	How Given Up
1	13:25	7:07	6:18	Punt	MIA 18	13	60	10	70	5	* LAC 12	Field Goal
2	3:33	1:17	2:16	Punt	MIA 12	3	4	0	4	0	MIA 16	Punt
3	13:41	8:58	4:43	Kickoff	MIA 17	8	34	0	34	2	LAC 49	Punt
4	5:01	3:01	2:00	Kickoff	MIA 34	3	8	0	8	0	MIA 42	Punt
5	0:30	0:00	0:30	Missed FG	MIA 33	6	15	0	15	1	MIA 48	Downs
6	15:00	12:07	2:53	Kickoff	MIA 25	7	60	15	75	4	LAC 29	Touchdown
7	8:18	2:43	5:35	Kickoff	MIA 23	12	67	0	67	4	* LAC 10	Field Goal
8	13:33	6:28	7:05	Punt	MIA 19	14	74	-10	64	4	* LAC 17	Field Goal
9	3:02	1:05	1:57	Punt	MIA 49	5	15	0	15	1	LAC 36	Field Goal
10	0:05	0:00	0:05	Missed FG	MIA 34	1	-1	0	-1	0	MIA 34	End of Game

(264) Average MIA 26

Los Angeles Chargers

#	Time Recd	Time Lost	Time Poss	How Ball Obtained	Drive Began	# Play	Yds Gain	Yds Pen	Net Yds	1st Down	Last Scrm	How Given Up
1	15:00	13:25	1:35	Kickoff	LAC 25	3	6	0	6	0	LAC 31	Punt
2	7:07	3:33	3:34	Kickoff	LAC 25	4	24	-10	14	1	LAC 39	Punt
3	1:17	13:41	2:36	Punt	MIA 46	6	23	0	23	1	MIA 23	Field Goal
4	8:58	5:01	3:57	Punt	LAC 30	7	67	3	70	5	* MIA 1	Touchdown
5	3:01	0:30	2:31	Punt	LAC 20	10	55	0	55	3	* MIA 25	Missed FG
6	12:07	8:18	3:49	Kickoff	LAC 23	8	77	0	77	6	* MIA 7	Touchdown
7	2:43	13:33	4:10	Kickoff	LAC 21	7	47	-10	37	3	MIA 42	Punt
8	6:28	3:02	3:26	Kickoff	LAC 6	6	19	0	19	1	LAC 25	Punt
9	1:05	0:05	1:00	Kickoff	LAC 20	6	49	5	54	4	MIA 26	Missed FG

(224) Average LAC 25

* inside opponent's 20

Time of Possession by Quarter		1st	2nd	3rd	4th	OT	Total
Visitor	Miami Dolphins	8:34	7:13	8:28	9:07		33:22
Home	Los Angeles Chargers	6:26	7:47	6:32	5:53		26:38

Kickoff Drive No.-Start Average

Dolphins: 4 - MIA 25

Chargers: 6 - LAC 20

Play By Play

First Quarter

9/17/2017

MIA wins the coin toss and elects to defer. LAC elects to Receive, and MIA elects to defend the kick goal.

C.Parkey kicks 65 yards from MIA 35 to end zone, Touchback.

Los Angeles Chargers at 15:00

- 1-10-LAC 25 (15:00) M.Gordon up the middle to LAC 25 for no gain (C.Allen, K.Alonso).
 2-10-LAC 25 (14:26) M.Gordon up the middle to LAC 31 for 6 yards (N.Allen, N.Suh).
 3-4-LAC 31 (13:42) (Shotgun) P.Rivers pass incomplete short right to T.Benjamin.
 4-4-LAC 31 (13:37) D.Kaser punts 49 yards to MIA 20, Center-M.Windt. J.Grant to MIA 18 for -2 yards (D.Watt).

Miami Dolphins at 13:25

- 1-10-MIA 18 (13:25) (Shotgun) J.Ajayi up the middle to MIA 24 for 6 yards (M.Ingram).
 2-4-MIA 24 (12:50) (Shotgun) *PENALTY on MIA-L.Tunsil, False Start, 5 yards, enforced at MIA 24 - No Play.*
 2-9-MIA 19 (12:28) (Shotgun) J.Cutler pass short left to J.Landry to MIA 28 for 9 yards (A.Phillips, H.Pullard). P1
1-10-MIA 28 (11:54) J.Cutler pass short left to J.Thomas to MIA 38 for 10 yards (D.King, J.Brown). P2
1-10-MIA 38 (11:24) J.Ajayi left end to MIA 38 for no gain (D.Philon).
 2-10-MIA 38 (10:45) J.Ajayi right tackle to LAC 42 for 20 yards (T.Boston). R3
1-10-LAC 42 (10:18) (Shotgun) J.Cutler pass incomplete deep right to K.Stills.
 2-10-LAC 42 (10:13) J.Cutler pass short left to D.Parker to LAC 31 for 11 yards (T.Boston, J.Brown). P4
Penalty on LAC-M.Ingram, Defensive Offside, declined.
1-10-LAC 31 (9:47) J.Landry up the middle to LAC 38 for -7 yards (D.King).
 2-17-LAC 38 (9:08) (Shotgun) J.Ajayi up the middle to LAC 32 for 6 yards (J.Bosa).
PENALTY on LAC-J.Bosa, Unnecessary Roughness, 15 yards, enforced at LAC 32. X5
1-10-LAC 17 (8:41) J.Landry pass incomplete short left to K.Stills.
 2-10-LAC 17 (8:35) J.Ajayi left end to LAC 13 for 4 yards (H.Pullard).
 3-6-LAC 13 (7:51) (Shotgun) J.Cutler pass short right to J.Landry to LAC 12 for 1 yard (C.Hayward).
 4-5-LAC 12 (7:13) **C.Parkey 30 yard field goal is GOOD, Center-J.Denney, Holder-M.Haack.**

MIA 3 LAC 0, 13 plays, 70 yards, 1 penalty, 6:18 drive, 7:53 elapsed

C.Parkey kicks 65 yards from MIA 35 to end zone, Touchback.

Los Angeles Chargers at 7:07

- 1-10-LAC 25 (7:07) (Shotgun) P.Rivers pass short middle to S.McGrath to LAC 35 for 10 yards (M.Hull, K.Alonso). P1
1-10-LAC 35 (6:36) M.Gordon up the middle to LAC 31 for -4 yards (N.Suh, W.Hayes).
 2-14-LAC 31 (5:56) (Shotgun) P.Rivers pass short middle to M.Gordon to LAC 39 for 8 yards (C.Allen, M.Hull).
 3-6-LAC 39 (5:09) (Shotgun) *PENALTY on LAC-Ty.Williams, False Start, 5 yards, enforced at LAC 39 - No Play.*
 3-11-LAC 34 (4:44) (Shotgun) P.Rivers pass short left to H.Henry to LAC 44 for 10 yards (M.Hull).
 4-1-LAC 44 (3:55) (Run formation) *PENALTY on LAC-P.Rivers, Delay of Game, 5 yards, enforced at LAC 44 - No Play.*
 4-6-LAC 39 (3:48) D.Kaser punts 58 yards to MIA 3, Center-M.Windt. J.Grant to MIA 12 for 9 yards (H.Pullard, M.Davis).

Miami Dolphins at 3:33

- 1-10-MIA 12 (3:33) J.Ajayi left end to MIA 20 for 8 yards (T.Boston, J.Brown).
 2-2-MIA 20 (2:49) J.Ajayi up the middle to MIA 18 for -2 yards (D.Philon, K.Emanuel).
 3-4-MIA 18 (2:05) (Shotgun) J.Cutler pass short left to J.Landry to MIA 16 for -2 yards (Tr.Williams).
 4-6-MIA 16 (1:31) M.Haack punts 53 yards to LAC 31, Center-J.Denney. T.Benjamin to MIA 46 for 23 yards (M.Thomas).

Los Angeles Chargers at 1:17

- 1-10-MIA 46 (1:17) P.Rivers pass short right to K.Allen to MIA 44 for 2 yards (M.Hull).
 2-8-MIA 44 (:31) (Shotgun) P.Rivers pass short right to H.Henry to MIA 29 for 15 yards (N.Allen). P2

END OF QUARTER

	Score	Time Poss	First Downs				Efficiencies	
			R	P	X	T	3 Down	4 Down
Miami Dolphins	3	8:34	1	3	1	5	0/2	0/0
Los Angeles Chargers	0	6:26	0	2	0	2	0/2	0/0

Second Quarter

9/17/2017

Play By Play

Los Angeles Chargers continued.

- 1-10-MIA 29 (15:00) M.Gordon up the middle to MIA 31 for -2 yards (M.Hull, A.Branch).
 2-12-MIA 31 (14:26) (Shotgun) P.Rivers pass short left to M.Gordon ran ob at MIA 23 for 8 yards (M.Hull).
 3-4-MIA 23 (13:52) (Shotgun) P.Rivers pass incomplete short left to K.Allen.
 4-4-MIA 23 (13:46) **Y.Koo 41 yard field goal is GOOD, Center-M.Windt, Holder-D.Kaser.**

MIA 3 LAC 3, 6 plays, 23 yards, 2:36 drive, 1:19 elapsed
--

Y.Koo kicks 68 yards from LAC 35 to MIA -3. K.Drake to MIA 17 for 20 yards (Tr.Williams, J.Onwualu).

Miami Dolphins at 13:41, (1st play from scrimmage 13:35)

- 1-10-MIA 17 (13:35) J.Ajayi right tackle to MIA 19 for 2 yards (J.Bosa).
 2-8-MIA 19 (12:59) J.Cutler pass short left to J.Landry to MIA 24 for 5 yards (J.Addae).
 3-3-MIA 24 (12:16) (Shotgun) J.Cutler pass short right to J.Landry to MIA 29 for 5 yards (J.Brown). P6
1-10-MIA 29 (11:43) (Shotgun) J.Cutler pass short right to K.Stills to MIA 37 for 8 yards (D.King, H.Pullard).
 2-2-MIA 37 (11:16) J.Ajayi up the middle to MIA 47 for 10 yards (H.Pullard, T.Boston). R7
1-10-MIA 47 (10:52) J.Ajayi left end pushed ob at MIA 46 for -1 yards (T.Palepoi).
 2-11-MIA 46 (10:23) (Shotgun) K.Drake up the middle to MIA 43 for -3 yards (J.Bosa).
 3-14-MIA 43 (9:40) (Shotgun) J.Cutler pass short middle to J.Landry to LAC 49 for 8 yards (A.Phillips).
 4-6-LAC 49 (9:06) M.Haack punts 19 yards to LAC 30, Center-J.Denney, out of bounds.

Los Angeles Chargers at 8:58

- 1-10-LAC 30 (8:58) (Shotgun) P.Rivers pass short middle to H.Henry to LAC 45 for 15 yards (N.Allen). P3
1-10-LAC 45 (8:27) B.Oliver left end to LAC 47 for 2 yards (C.Allen).
 2-8-LAC 47 (8:03) (Shotgun) B.Oliver left tackle to MIA 27 for 26 yards (R.Jones). R4
1-10-MIA 27 (7:29) M.Gordon up the middle to MIA 28 for -1 yards (N.Suh, D.Godchaux).
 2-11-MIA 28 (6:49) (Shotgun) P.Rivers pass deep middle to K.Allen to MIA 4 for 24 yards (R.Jones, N.Allen). P5
1-4-MIA 4 (6:03) (Shotgun) P.Rivers pass incomplete short left to H.Henry.
PENALTY on MIA-R.Jones, Defensive Pass Interference, 3 yards, enforced at MIA 4 - No Play. X6
1-1-MIA 1 (5:58) D.Watt up the middle to MIA 1 for no gain (V.Taylor, N.Suh).
 2-1-MIA 1 (5:23) D.Watt up the middle to MIA 1 for no gain (C.Allen).
PENALTY on MIA-J.Phillips, Defensive Offside, 0 yards, enforced at MIA 1 - No Play.
 2-1-MIA 1 (5:05) **M.Gordon left guard for 1 yard, TOUCHDOWN.** R7
 Y.Koo extra point is GOOD, Center-M.Windt, Holder-D.Kaser.

MIA 3 LAC 10, 7 plays, 70 yards, 2 penalties, 3:57 drive, 9:59 elapsed
--

Y.Koo kicks 65 yards from LAC 35 to MIA 0. K.Drake to MIA 34 for 34 yards (D.King).

Miami Dolphins at 5:01, (1st play from scrimmage 4:54)

- 1-10-MIA 34 (4:54) (Shotgun) J.Ajayi up the middle to MIA 37 for 3 yards (H.Pullard, J.Brown).
 2-7-MIA 37 (4:22) (Shotgun) J.Cutler left end to MIA 37 for no gain (M.Ingram).
 3-7-MIA 37 (3:39) (Shotgun) J.Cutler pass short right to J.Thomas ran ob at MIA 42 for 5 yards.
 4-2-MIA 42 (3:09) M.Haack punts 58 yards to end zone, Center-J.Denney, Touchback.

Los Angeles Chargers at 3:01

- 1-10-LAC 20 (3:01) (Shotgun) P.Rivers pass short left to A.Gates to LAC 24 for 4 yards (X.Howard).
 2-6-LAC 24 (2:27) (Shotgun) P.Rivers pass short left to Ty.Williams to LAC 47 for 23 yards (B.Maxwell, N.Allen). P8
1-10-LAC 47 (2:01) (Shotgun) P.Rivers pass short left to Ty.Williams to MIA 38 for 15 yards (X.Howard). P9
Penalty on MIA-D.Godchaux, Defensive Offside, declined.

Two-Minute Warning

- 1-10-MIA 38 (1:55) (Shotgun) M.Gordon up the middle to MIA 35 for 3 yards (C.Wake, J.Phillips).
 2-7-MIA 35 (1:27) (Shotgun) P.Rivers pass incomplete short left to A.Gates [M.Hull].
 3-7-MIA 35 (1:22) (Shotgun) P.Rivers pass short right to K.Allen to MIA 26 for 9 yards (C.Wake). P10
1-10-MIA 26 (:55) (Shotgun) P.Rivers pass short left to K.Allen to MIA 21 for 5 yards (X.Howard).
 Timeout #1 by LAC at 00:48.
 2-5-MIA 21 (:48) (Shotgun) P.Rivers pass short right to M.Gordon pushed ob at MIA 17 for 4 yards (B.McCain).
 3-1-MIA 17 (:43) P.Rivers sacked at MIA 25 for -8 yards (W.Hayes).

Miami Dolphins vs Los Angeles Chargers at StubHub Center

Timeout #2 by LAC at 00:35.

4-9-MIA 25 (:35) Y.Koo 43 yard field goal is No Good, Wide Right, Center-M.Windt, Holder-D.Kaser.

Miami Dolphins at 0:30

1-10-MIA 33 (:30) (Shotgun) J.Cutler pass incomplete short left to J.Landry.

2-10-MIA 33 (:26) (Shotgun) J.Cutler pass short left to J.Thomas to MIA 44 for 11 yards (N.Harris, Tr.Williams).

Timeout #1 by MIA at 00:20.

1-10-MIA 44 (:20) (Shotgun) J.Cutler pass short middle to J.Landry to 50 for 6 yards (J.Brown).

Timeout #2 by MIA at 00:15.

2-4-50 (:15) (Shotgun) J.Cutler pass incomplete deep left to D.Parker (J.Addae).

Timeout #3 by MIA at 00:09.

3-4-50 (:09) (Shotgun) J.Cutler pass short left to J.Landry to MIA 48 for -2 yards (J.Addae, J.Brown).

4-6-MIA 48 (:02) (Shotgun) J.Cutler pass incomplete deep right to K.Stills.

END OF QUARTER

	Score	Time Poss	First Downs				Efficiencies	
			R	P	X	T	3 Down	4 Down
Miami Dolphins	3	7:13	1	2	0	3	1/4	0/1
Los Angeles Chargers	10	7:47	2	5	1	8	1/3	0/0

Third Quarter

9/17/2017

Play By Play

MIA elects to Receive, and LAC elects to defend the South goal.

Y.Koo kicks 65 yards from LAC 35 to end zone, Touchback.

Miami Dolphins at 15:00

1-10-MIA 25	(15:00) J.Cutler pass short right to J.Landry to MIA 36 for 11 yards (C.Hayward).	P9
<u>1-10-MIA 36</u>	(14:24) J.Ajayi left tackle to MIA 43 for 7 yards (M.Ingram).	
	<i>PENALTY on LAC-T.Boston, Unnecessary Roughness, 15 yards, enforced at MIA 43.</i>	X10
<u>1-10-LAC 42</u>	(13:59) J.Cutler pass incomplete deep right to D.Parker (K.Emanuel).	
2-10-LAC 42	Miami challenged the incomplete pass ruling, and the play was Upheld. The ruling on the field was confirmed. (Timeout #1.)	
2-10-LAC 42	(13:51) J.Ajayi up the middle to LAC 34 for 8 yards (T.Boston).	
3-2-LAC 34	(13:10) (Shotgun) J.Ajayi up the middle to LAC 29 for 5 yards (J.Bosa, N.Harris).	R11
<u>1-10-LAC 29</u>	(12:47) (Shotgun) J.Ajayi up the middle to LAC 29 for no gain (C.Liuget).	
2-10-LAC 29	(12:15) (Shotgun) J.Cutler pass deep right to K.Stills for 29 yards, TOUCHDOWN.	P12
	C.Parkey extra point is GOOD, Center-J.Denney, Holder-M.Haack.	

MIA 10 LAC 10, 7 plays, 75 yards, 1 penalty, 2:53 drive, 2:53 elapsed

C.Parkey kicks 64 yards from MIA 35 to LAC 1. A.Ekeler to LAC 23 for 22 yards (B.McCain, J.March-Lillard).

Los Angeles Chargers at 12:07, (1st play from scrimmage 12:01)

1-10-LAC 23	(12:01) (Shotgun) P.Rivers pass short right to M.Gordon to LAC 38 for 15 yards (R.Jones, J.Phillips).	P11
<u>1-10-LAC 38</u>	(11:14) (Shotgun) P.Rivers pass short left to Ty.Williams to 50 for 12 yards (X.Howard, R.Jones).	P12
<u>1-10-50</u>	(10:36) (Shotgun) M.Gordon right guard to MIA 39 for 11 yards (M.Hull, K.Alonso).	R13
<u>1-10-MIA 39</u>	(9:53) (Shotgun) P.Rivers pass short left to K.Allen to MIA 18 for 21 yards (B.Maxwell).	P14
<u>1-10-MIA 18</u>	(9:15) (Shotgun) P.Rivers pass incomplete short left to M.Gordon.	
2-10-MIA 18	(9:10) (Shotgun) P.Rivers pass short left to H.Henry to MIA 7 for 11 yards (K.Alonso, X.Howard).	P15
<u>1-7-MIA 7</u>	(8:28) (Shotgun) P.Rivers pass incomplete short middle to A.Gates.	
2-7-MIA 7	(8:24) (Shotgun) P.Rivers pass short middle to A.Gates for 7 yards, TOUCHDOWN.	P16
	Y.Koo extra point is GOOD, Center-M.Windt, Holder-D.Kaser.	

MIA 10 LAC 17, 8 plays, 77 yards, 3:49 drive, 6:42 elapsed
--

Y.Koo kicks 59 yards from LAC 35 to MIA 6. K.Drake to MIA 23 for 17 yards (D.McCoil).

Miami Dolphins at 8:18, (1st play from scrimmage 8:13)

1-10-MIA 23	(8:13) J.Ajayi right tackle to MIA 26 for 3 yards (D.Philon, H.Pullard).	
2-7-MIA 26	(7:45) (Shotgun) J.Cutler pass short left to J.Landry ran ob at MIA 34 for 8 yards.	P13
<u>1-10-MIA 34</u>	(7:13) J.Ajayi right end to MIA 33 for -1 yards (J.Addae).	
2-11-MIA 33	(6:37) J.Cutler pass short left to J.Landry to LAC 49 for 18 yards (J.Addae, T.Boston).	P14
<u>1-10-LAC 49</u>	(5:52) J.Cutler pass incomplete deep right to D.Parker.	
2-10-LAC 49	(5:46) (Shotgun) J.Ajayi right end pushed ob at LAC 40 for 9 yards (H.Pullard).	
3-1-LAC 40	(5:24) (Shotgun) J.Ajayi up the middle to LAC 37 for 3 yards (J.Addae).	R15
<u>1-10-LAC 37</u>	(4:38) (Shotgun) J.Cutler pass deep right to D.Parker pushed ob at LAC 6 for 31 yards (T.Boston).	P16
<u>1-6-LAC 6</u>	(4:11) (Shotgun) J.Cutler pass incomplete short middle to J.Landry.	
2-6-LAC 6	(4:07) (Shotgun) J.Ajayi up the middle to LAC 5 for 1 yard (J.Brown, C.Hayward).	
3-5-LAC 5	(3:28) (Shotgun) J.Cutler sacked at LAC 10 for -5 yards (M.Ingram).	
4-10-LAC 10	(2:48) C.Parkey 28 yard field goal is GOOD, Center-J.Denney, Holder-M.Haack.	

MIA 13 LAC 17, 12 plays, 67 yards, 5:35 drive, 12:17 elapsed
--

C.Parkey kicks 58 yards from MIA 35 to LAC 7. A.Ekeler to LAC 21 for 14 yards (C.Allen).

Los Angeles Chargers at 2:43, (1st play from scrimmage 2:36)

1-10-LAC 21	(2:36) (Shotgun) P.Rivers pass short left to K.Allen to LAC 34 for 13 yards (X.Howard).	P17
<u>1-10-LAC 34</u>	(2:03) P.Rivers pass short left to T.Benjamin to LAC 45 for 11 yards (A.Branch).	P18
<u>1-10-LAC 45</u>	(1:15) (Shotgun) P.Rivers pass incomplete deep left to D.Inman. LAC-J.Barksdale was injured during the play.	
2-10-LAC 45	(1:09) (Shotgun) P.Rivers pass short right to M.Gordon to MIA 39 for 16 yards (M.Hull).	P19
<u>1-10-MIA 39</u>	(:26) (Shotgun) B.Oliver up the middle to MIA 36 for 3 yards (C.Harris, J.Phillips).	

END OF QUARTER

	Score	Time Poss	First Downs				Efficiencies	
			R	P	X	T	3 Down	4 Down
Miami Dolphins	13	8:28	2	5	1	8	2/3	0/0
Los Angeles Chargers	17	6:32	1	8	0	9	0/0	0/0

Fourth Quarter

9/17/2017

Play By Play

Los Angeles Chargers continued.

- 2-7-MIA 36 (15:00) (Shotgun) P.Rivers pass short left to M.Gordon to MIA 32 for 4 yards (D.Godchaux, M.Hull).
 3-3-MIA 32 (14:16) (Shotgun) P.Rivers pass short right to Ty.Williams to MIA 26 for 6 yards (M.Hull, R.Jones).
PENALTY on LAC-C.Hairston, Offensive Holding, 10 yards, enforced at MIA 32 - No Play.
 3-13-MIA 42 (13:52) (Shotgun) P.Rivers pass incomplete deep right to T.Benjamin [C.Harris].
 4-13-MIA 42 (13:36) D.Kaser punts 23 yards to MIA 19, Center-M.Windt, downed by LAC.

Miami Dolphins at 13:33

- 1-10-MIA 19 (13:33) (Shotgun) J.Ajayi up the middle to MIA 26 for 7 yards (T.Palepoi).
 2-3-MIA 26 (13:01) J.Ajayi right end to MIA 31 for 5 yards (T.Palepoi, C.McCain). R17
1-10-MIA 31 (12:29) (Shotgun) J.Cutler pass short middle to D.Parker to MIA 43 for 12 yards (Tr.Williams, T.Boston). P18
1-10-MIA 43 (11:52) (Shotgun) J.Cutler pass incomplete deep left to D.Parker (Tr.Williams).
 2-10-MIA 43 (11:46) (Shotgun) J.Ajayi up the middle to MIA 47 for 4 yards (J.Brown, C.Liuget).
 3-6-MIA 47 (11:05) (Shotgun) J.Cutler pass deep middle to D.Parker to LAC 22 for 31 yards (Tr.Williams). P19
Penalty on LAC-A.Phillips, Defensive Holding, declined.
1-10-LAC 22 (10:31) J.Cutler pass short left to J.Ajayi to LAC 19 for 3 yards (K.Emanuel, K.Toomer).
 2-7-LAC 19 (9:55) (Shotgun) J.Ajayi up the middle to LAC 21 for -2 yards (J.Brown, K.Emanuel).
 3-9-LAC 21 (9:15) (Shotgun) J.Cutler pass short left to J.Landry to LAC 9 for 12 yards (N.Harris). P20
1-9-LAC 9 (8:33) (Shotgun) J.Cutler pass incomplete short left to D.Parker (Tr.Williams).
 2-9-LAC 9 (8:28) (Shotgun) J.Ajayi up the middle to LAC 6 for 3 yards (J.Brown, J.Addae).
PENALTY on MIA-J.Bushrod, Offensive Holding, 10 yards, enforced at LAC 6.
 2-16-LAC 16 (7:52) (Shotgun) J.Cutler pass short right to J.Landry to LAC 17 for -1 yards (H.Pullard, D.King).
 3-17-LAC 17 (7:14) (Shotgun) J.Cutler sacked at LAC 17 for 0 yards (C.McCain).
 4-17-LAC 17 **(6:32) C.Parkey 35 yard field goal is GOOD, Center-J.Denney, Holder-M.Haack.**

MIA 16 LAC 17, 14 plays, 64 yards, 7:05 drive, 8:32 elapsed
--

C.Parkey kicks 66 yards from MIA 35 to LAC -1. A.Ekeler to LAC 12 for 13 yards (K.Drake).

PENALTY on LAC-D.Philon, Offensive Holding, 6 yards, enforced at LAC 12.

Los Angeles Chargers at 6:28, (1st play from scrimmage 6:21)

- 1-10-LAC 6 (6:21) (Shotgun) M.Gordon up the middle to LAC 5 for -1 yards (K.Alonso).
 2-11-LAC 5 (5:52) (Shotgun) P.Rivers pass short right to H.Henry to LAC 14 for 9 yards (B.Maxwell, M.Hull).
 3-2-LAC 14 (5:10) (Shotgun) P.Rivers pass short right to K.Allen to LAC 18 for 4 yards (R.Jones). P20
1-10-LAC 18 (4:31) (Shotgun) P.Rivers pass short left to H.Henry to LAC 21 for 3 yards (X.Howard).
 2-7-LAC 21 (3:47) (Shotgun) P.Rivers pass incomplete short right to D.Inman.
 3-7-LAC 21 (3:41) P.Rivers pass short right to Ty.Williams to LAC 25 for 4 yards (B.Maxwell).
 4-3-LAC 25 (3:12) D.Kaser punts 40 yards to MIA 35, Center-M.Windt. J.Grant to MIA 49 for 14 yards (H.Pullard, A.Ekeler).

Miami Dolphins at 3:02

- 1-10-MIA 49 (3:02) (Shotgun) J.Ajayi right tackle to LAC 41 for 10 yards (D.King, J.Brown). R21
1-10-LAC 41 (2:18) (Shotgun) J.Ajayi right tackle to LAC 39 for 2 yards (C.Hayward).

Two-Minute Warning

- 2-8-LAC 39 (2:00) (Shotgun) J.Ajayi right end to LAC 37 for 2 yards (J.Bosa, C.Hayward).
 3-6-LAC 37 (1:15) (Shotgun) J.Cutler pass short left to J.Ajayi to LAC 36 for 1 yard (T.Boston, Tr.Williams).
 Timeout #1 by LAC at 01:10.
 4-5-LAC 36 **(1:10) C.Parkey 54 yard field goal is GOOD, Center-J.Denney, Holder-M.Haack.**

MIA 19 LAC 17, 5 plays, 15 yards, 1:57 drive, 13:55 elapsed
--

C.Parkey kicks 62 yards from MIA 35 to LAC 3. D.King to LAC 20 for 17 yards (M.Thomas).

Los Angeles Chargers at 1:05, (1st play from scrimmage 1:01)

- 1-10-LAC 20 (1:01) (Shotgun) P.Rivers pass short middle to K.Allen to LAC 33 for 13 yards (K.Alonso). P21
 Timeout #2 by LAC at 00:55.
1-10-LAC 33 (:55) (Shotgun) P.Rivers pass deep right to H.Henry ran ob at 50 for 17 yards. P22
1-10-50 (:50) (Shotgun) P.Rivers pass short middle to M.Gordon to MIA 40 for 10 yards (K.Alonso, B.McCain). P23
1-10-MIA 40 (:28) (Shotgun) P.Rivers pass incomplete short left to Ty.Williams.

Miami Dolphins vs Los Angeles Chargers at StubHub Center

PENALTY on MIA-B.McCain, Illegal Use of Hands, 5 yards, enforced at MIA 40 - No Play.

- 1-10-MIA 35 (:24) (Shotgun) P.Rivers pass short left to K.Allen to MIA 26 for 9 yards (R.Jones).
Timeout #3 by LAC at 00:19.
- 2-1-MIA 26 (:10) P.Rivers up the middle to MIA 26 for no gain.
Timeout #2 by MIA at 00:10.
- 3-1-MIA 26 (:09) Y.Koo 44 yard field goal is No Good, Wide Right, Center-M.Windt, Holder-D.Kaser.

Miami Dolphins at 0:05

- 1-10-MIA 34 (:05) J.Cutler kneels to MIA 33 for -1 yards.

END OF QUARTER

		Time	First Downs				Efficiencies	
	Score	Poss	R	P	X	T	3 Down	4 Down
Miami Dolphins	19	9:07	2	3	0	5	2/4	0/0
Los Angeles Chargers	17	5:53	0	4	1	5	1/3	0/0

Miscellaneous Statistics Report

Miami Dolphins vs Los Angeles Chargers
9/17/2017 at StubHub Center

Ten Longest Plays for Miami Dolphins

Yards	Qtr	Play Start	Play Description
31	3	1-10-LAC 37	(4:38) (Shotgun) J.Cutler pass deep right to D.Parker pushed ob at LAC 6 for 31 yards (T.Boston).
31	4	3-6-MIA 47	(11:05) (Shotgun) J.Cutler pass deep middle to D.Parker to LAC 22 for 31 yards (Tr.Williams). Penalty on LAC-A.Phillips, Defensive Holding, declined.
29	3	2-10-LAC 29	(12:15) (Shotgun) J.Cutler pass deep right to K.Stills for 29 yards, TOUCHDOWN.
22	3	1-10-MIA 36	(14:24) J.Ajayi left tackle to MIA 43 for 7 yards (M.Ingram). PENALTY on LAC-T.Boston, Unnecessary Roughness, 15 yards, enforced at MIA 43.
21	1	2-17-LAC 38	(9:08) (Shotgun) J.Ajayi up the middle to LAC 32 for 6 yards (J.Bosa). PENALTY on LAC-J.Bosa, Unnecessary Roughness, 15 yards, enforced at LAC 32.
20	1	2-10-MIA 38	(10:45) J.Ajayi right tackle to LAC 42 for 20 yards (T.Boston).
18	3	2-11-MIA 33	(6:37) J.Cutler pass short left to J.Landry to LAC 49 for 18 yards (J.Addae, T.Boston).
12	4	1-10-MIA 31	(12:29) (Shotgun) J.Cutler pass short middle to D.Parker to MIA 43 for 12 yards (Tr.Williams, T.Boston).
12	4	3-9-LAC 21	(9:15) (Shotgun) J.Cutler pass short left to J.Landry to LAC 9 for 12 yards (N.Harris).
11	1	2-10-LAC 42	(10:13) J.Cutler pass short left to D.Parker to LAC 31 for 11 yards (T.Boston, J.Brown). Penalty on LAC-M.Ingram, Defensive Offside, declined.

Ten Longest Plays for Los Angeles Chargers

Yards	Qtr	Play Start	Play Description
26	2	2-8-LAC 47	(8:03) (Shotgun) B.Oliver left tackle to MIA 27 for 26 yards (R.Jones).
24	2	2-11-MIA 28	(6:49) (Shotgun) P.Rivers pass deep middle to K.Allen to MIA 4 for 24 yards (R.Jones, N.Allen).
23	2	2-6-LAC 24	(2:27) (Shotgun) P.Rivers pass short left to Ty.Williams to LAC 47 for 23 yards (B.Maxwell, N.Allen).
21	3	1-10-MIA 39	(9:53) (Shotgun) P.Rivers pass short left to K.Allen to MIA 18 for 21 yards (B.Maxwell).
17	4	1-10-LAC 33	(:55) (Shotgun) P.Rivers pass deep right to H.Henry ran ob at 50 for 17 yards.
16	3	2-10-LAC 45	(1:09) (Shotgun) P.Rivers pass short right to M.Gordon to MIA 39 for 16 yards (M.Hull).
15	1	2-8-MIA 44	(:31) (Shotgun) P.Rivers pass short right to H.Henry to MIA 29 for 15 yards (N.Allen).
15	2	1-10-LAC 30	(8:58) (Shotgun) P.Rivers pass short middle to H.Henry to LAC 45 for 15 yards (N.Allen).
15	2	1-10-LAC 47	(2:01) (Shotgun) P.Rivers pass short left to Ty.Williams to MIA 38 for 15 yards (X.Howard).
15	3	1-10-LAC 23	(12:01) (Shotgun) P.Rivers pass short right to M.Gordon to LAC 38 for 15 yards (R.Jones, J.Phillips).

Touchdown Scoring Information

		Offense	Defense	Special Teams
VISITOR	Miami Dolphins	1	0	0
HOME	Los Angeles Chargers	2	0	0

Player Scoring Information

Club	Player	TD	Rush TD	Rec TD	KO TD	Punt TD	Int TD	Fum TD	Misc TD	FG	XP	2Pt Rush	2Pt Rec	Sfty	Points
MIA	C.Parkey	0	0	0	0	0	0	0	0	4	1	0	0	0	13
MIA	K.Stills	0	0	1	0	0	0	0	0	0	0	0	0	0	6
LAC	M.Gordon	0	1	0	0	0	0	0	0	0	0	0	0	0	6
LAC	A.Gates	0	0	1	0	0	0	0	0	0	0	0	0	0	6
LAC	Y.Koo	0	0	0	0	0	0	0	0	1	2	0	0	0	5

Possession Detail

	First Half		Second Half		Game	
	Visitor	Home	Visitor	Home	Visitor	Home
Largest Lead	3	7	2	7	3	7
Drives Leading	1	1	1	2	2	3
Time of Possession Leading	2:16	2:31	0:05	7:36	2:21	10:07
Largest Deficit	-7	-3	-7	-2	-7	-3
Drives Trailing	2	2	4	1	6	3
Time of Possession Trailing	2:30	6:10	17:30	1:00	20:00	7:10
Times Score Tied Up		1		1		2
Lead Changes		2		2		4

Playtime Percentage

Percent of playtime per player on offense, defense and special teams

Miami Dolphins					Los Angeles Chargers								
		Offense	Defense	Special Teams			Offense	Defense	Special Teams				
J Bushrod	T	68	100%	5	19%	R Okung	T	58	100%	5	19%		
L Tunsil	T	68	100%	5	19%	M Slauson	G	58	100%	5	19%		
J James	T	68	100%	5	19%	P Rivers	QB	58	100%				
J Cutler	QB	68	100%			K Wiggins	G	58	100%				
M Pouncey	C	68	100%			S Pulley	C	58	100%				
J Thomas	TE	65	96%			T Williams	WR	52	90%				
J Ajayi	RB	64	94%			K Allen	WR	49	84%	1	1%		
D Parker	WR	63	93%			M Gordon	RB	48	83%				
J Landry	WR	62	91%	1	4%	J Barksdale	T	41	71%	3	11%		
K Stills	WR	60	88%			T Benjamin	WR	39	67%	3	11%		
A Steen	G	46	68%	5	19%	H Henry	TE	33	57%	5	19%		
J Davis	T	22	32%	5	19%	A Gates	TE	32	55%				
A Fasano	TE	16	24%	5	19%	C Hairston	T	21	36%	5	19%		
D Williams	RB	3	4%	13	48%	D Inman	WR	13	22%				
M Gray	TE	3	4%	12	44%	D Watt	FB	8	14%	18	67%		
L Carroo	WR	2	3%	11	41%	B Oliver	RB	7	12%				
K Drake	RB	1	1%	16	59%	S McGrath	TE	5	9%				
J Grant	WR	1	1%	7	26%	T Williams	CB		68	100%	18	67%	
M Hull	LB		58	100%	8	30%	T Boston	FS		68	100%	9	33%
R Jones	SS		58	100%	1	4%	J Brown	LB		68	100%		
K Alonso	LB		58	100%			C Hayward	CB		68	100%		
N Allen	SS		58	100%			J Addae	SS		66	97%	5	19%
X Howard	CB		55	95%	5	19%	D King	CB		56	82%	13	48%
B Maxwell	CB		55	95%			J Bosa	DE		51	75%		
N Suh	DT		53	91%			M Ingram	DE		50	74%	5	19%
B McCain	CB		44	76%	15	56%	H Pullard	LB		42	62%	11	41%
A Branch	DE		43	74%			D Philon	DT		36	53%	11	41%
C Wake	DE		33	57%			B Mebane	NT		35	51%		
D Godchaux	DT		32	55%	5	19%	C Liuget	DT		32	47%	5	19%
C Harris	DE		27	47%			T Palepoi	DT		25	37%	13	48%
W Hayes	DE		25	43%	5	19%	D Square	NT		23	34%	5	19%
J Phillips	DT		21	36%	5	19%	C McCain	DE		18	26%		
C Allen	LB		14	24%	15	56%	K Emanuel	LB		12	18%	9	33%
V Taylor	DT		3	5%	5	19%	K Toomer	LB		12	18%		
M Thomas	FS			22	81%	N Harris	LB		11	16%	17	63%	
W Aikens	SS			22	81%	A Phillips	SS		6	9%	22	81%	
J March-Lillard	LB			17	63%	D McCoil	FS				22	81%	
T Fede	DE			16	59%	J Onwualu	LB				17	63%	
M Smith	CB			14	52%	A Ekeler	RB				17	63%	
S Perry	RB			13	48%	M Davis	CB				11	41%	
C Parkey	K			11	41%	D Feeney	G				11	41%	
J Brendel	C			9	33%	Y Koo	K				9	33%	
M Haack	P			8	30%	D Kaser	P				9	33%	
J Denney	LS			8	30%	M Windt	LS				9	33%	
A Verner	CB			3	11%								



CHIEFS

INDIVIDUAL PLAYER STATISTICS

THIS IS CHIEFS KINGDOM

Updated Player Bios

2 *Dustin Colquitt* P 6-3 210 35 13 Tennessee D3-05

DUSTIN COLQUITT - NFL REGULAR SEASON PUNTING STATISTICS

TEAM	GP	NO.	YDS.	AVG.	OPP. RET.	YDS.	NET. YDS.	AVG.	TB	IN20	LG	BK
2005 Chiefs	16	65	2,564	39.4	23	179	2,285	35.2	5	27	62	0
2006 Chiefs	16	71	3,145	44.3	32	254	2,791	39.3	5	23	72	0
2007 Chiefs	16	95	4,322	45.5	50	387	3,755	39.1	9	27	81	1
2008 Chiefs	14	70	3,110	44.4	28	209	2,741	39.2	8	27	73	0
2009 Chiefs	16	96	4,361	45.4	40	285	3,956	40.8	6	41	70	1
2010 Chiefs	16	88	3,908	44.4	42	361	3,347	37.6	10	33	72	1
2011 Chiefs	16	89	4,084	45.9	36	411	3,573	40.1	5	27	68	0
2012 Chiefs	16	83	3,887	46.8	27	362	3,385	40.8	7	45	71	0
2013 Chiefs	16	87	4,005	46.0	38	246	3,539	40.2	11	35	65	1
2014 Chiefs	16	71	3,164	44.6	29	190	2,874	40.5	5	31	69	0
2015 Chiefs	16	75	3,333	44.4	26	170	3,063	40.8	5	37	62	0
2016 Chiefs	16	76	3,427	45.1	30	157	3,090	40.7	9	38	64	0
2017 Chiefs	2	11	489	44.5	2	18	431	39.2	2	5	60	0
NFL TOTALS	192	977	43,799	44.8	403	3,229	38,830	39.6	87	396	81	4

DUSTIN COLQUITT - NFL PLAYOFF PUNTING STATISTICS

TEAM	GP	NO.	YDS.	AVG.	OPP. RET.	YDS.	NET. YDS.	AVG.	TB	IN20	LG	BK
2006 Chiefs	1	6	314	52.3	3	28	286	47.7	0	1	66	0
2010 Chiefs	1	3	153	51.0	0	0	113	37.7	2	1	54	0
2013 Chiefs	1	2	78	39.0	0	0	78	39.0	0	1	47	0
2015 Chiefs	2	7	288	41.1	1	22	266	38.0	0	5	56	0
2016 Chiefs	1	4	183	45.8	2	9	174	43.5	0	1	54	0
NFL TOTALS	6	22	1,016	46.2	6	59	917	41.7	2	9	66	0

2017 GAME-BY-GAME REGULAR SEASON STATISTICS (CHIEFS)

OPPONENT	NO.	YDS.	AVG.	OPP RET.	YDS.	NET YDS.	AVG	TB	IN20	LG	BK	W/L	SCORE	
09/07 at Patriots	P	6	262	43.7	1	8	254	42.3	0	3	59	0	W	42-27
09/17 EAGLES	P	5	227	45.4	1	10	177	35.4	2	2	60	0	W	27-20
2017 TOTALS	2	11	489	44.5	2	18	431	39.2	2	5	60	0	2-0	

5 *Cairo Santos* K 5-8 160 25 4 Tulane CFA-14

CAIRO SANTOS - NFL REGULAR SEASON STATISTICS

TEAM	GP	FGM	FGA	PCT.	LG	XP	XPA	PCT.	BLK	PTS
2014 Chiefs	16	25	30	83.3	53	38	38	100.0	0	113
2015 Chiefs	16	30	37	81.1	53	39	41	95.1	1	129
2016 Chiefs	16	31	35	88.6	54	36	39	92.3	0	129
2017 Chiefs	2	2	2	100.0	39	9	9	100.0	0	15
NFL TOTALS	50	88	104	84.6	54	122	127	96.1	1	386

TYLER BRAY - NFL REGULAR SEASON RUSHING STATISTICS

TEAM	NO.	YDS.	AVG.	LG	TD
2013 Chiefs	0	0	0.0	0	0
2014 Chiefs	0	0	0.0	0	0
2015 Chiefs	0	0	0.0	0	0
2016 Chiefs	0	0	0.0	0	0
2017 Chiefs	0	0	0.0	0	0
CAREER TOTALS	0	0	0.0	0	0

TYLER BRAY - NFL PLAYOFF RUSHING STATISTICS

TEAM	NO.	YDS.	AVG.	LG	TD
2013 Chiefs	0	0	0.0	0	0
2015 Chiefs	0	0	0.0	0	0
2016 Chiefs	0	0	0.0	0	0
CAREER TOTALS	0	0	0.0	0	0

2017 GAME-BY-GAME REGULAR SEASON STATISTICS (CHIEFS)

	OPPONENT	P/S	PASSING										RUSHING				W/L	SCORE					
			ATT	CMP	YDS	PCT	Y/A	Y/C	TD	INT	LG	SK/YD	RATE	ATT	YDS	LG			TD				
09/07	at Patriots																				W	42-27	
09/17	EAGLES																					W	27-20
2017 TOTALS		0-0	0	0	0	0.0	0.0	0.0	0	0	0	0	0	0	0	0	0	0	0	0	2-0		

10 Tyreek Hill

WR 5-10 185 23 2 West Alabama D5b-16

TYREEK HILL - NFL REGULAR SEASON STATISTICS

TEAM	GP	GS	RUSHING					RECEIVING				
			NO.	YDS.	AVG.	LG	TD	NO.	YDS	AVG	LG	TD
2016 Chiefs	16	1	24	267	11.1	70t	3	61	593	9.7	49	6
2017 Chiefs	2	1	3	11	3.7	6	0	11	176	16.0	75t	1
NFL TOTALS	18	2	27	278	10.3	70t	3	72	769	10.7	75t	7

TYREEK HILL - NFL PLAYOFF STATISTICS

TEAM	GP	GS	RUSHING					RECEIVING				
			NO.	YDS.	AVG.	LG	TD	NO.	YDS	AVG	LG	TD
2016 Chiefs	1	0	3	18	6.0	8	0	4	27	6.8	9	0
NFL TOTALS	1	0	3	18	6.0	8	0	4	27	6.8	9	0

TYREEK HILL - NFL REGULAR SEASON RETURN STATISTICS

TEAM	KICKOFF RETURNS					PUNT RETURNS					
	RET.	YDS.	AVG.	LG	TD	NO.	FC	YDS	AVG	LG	TD
2016 Chiefs	14	384	27.4	86t	1	39	8	592	15.2	95t	2
2017 Chiefs	0	0	0.0	0	0	3	1	15	5.0	8	0
NFL TOTALS	14	384	27.4	86t	1	42	9	607	14.5	95t	2

TYREEK HILL - NFL PLAYOFF RETURN STATISTICS

TEAM	KICKOFF RETURNS					PUNT RETURNS					
	RET.	YDS.	AVG.	LG	TD	NO.	FC	YDS	AVG	LG	TD
2016 Chiefs	4	72	18.0	21	0	0	0	0	0.0	0	0
NFL TOTALS	4	72	18.0	21	0	0	0	0	0.0	0	0

2017 GAME-BY-GAME REGULAR SEASON STATISTICS (CHIEFS)

	OPPONENT	P/S	RUSHING				RECEIVING				W/L	SCORE
			ATT	YDS	LG	TD	NO	YDS	LG	TD		
09/07	at Patriots	P	2	5	4	0	7	133	75t	1	W	42-27
09/17	EAGLES	S	1	6	6	0	4	43	18	0	W	27-20
2017 TOTALS		2-1	3	11	6	0	11	176	75t	1	2-0	

11 Alex Smith QB 6-4 217 33 13 Utah T(SF)-13

ALEX SMITH - NFL REGULAR SEASON PASSING STATISTICS

TEAM	GP	GS	ATT.	CMP.	PCT.	YDS	AVG.	TD	INT.	LG	SK	LST	RATE
2005 49ers	9	7	165	84	50.9	875	5.3	1	11	47	29	185	40.8
2006 49ers	16	16	442	257	58.1	2,890	6.5	16	16	75	35	202	74.8
2007 49ers	7	7	193	94	48.7	914	4.7	2	4	45	17	121	57.2
2008 49ers	0	0	0	0	0.0	0	0.0	0	0	0	0	0	0.0
2009 49ers	11	10	372	225	60.5	2,350	6.3	18	12	73t	22	134	81.5
2010 49ers	11	10	342	204	59.6	2,370	6.9	14	10	62t	25	140	82.1
2011 49ers	16	16	445	273	61.3	3,144	7.1	17	5	56t	44	263	90.7
2012 49ers	10	9	218	153	70.2	1,737	8.0	13	5	55	24	137	104.1
2013 Chiefs	15	15	508	308	60.6	3,313	6.5	23	7	71t	39	210	89.1
2014 Chiefs	15	15	464	303	65.3	3,265	7.0	18	6	70t	45	229	93.4
2015 Chiefs	16	16	470	307	65.3	3,486	7.4	20	7	80t	45	235	95.4
2016 Chiefs	15	15	489	328	67.1	3,502	7.2	15	8	80t	28	140	91.2
2017 Chiefs	2	2	63	49	77.8	619	9.8	5	0	78t	7	35	134.1
CAREER TOTALS	143	138	4,171	2,585	62.0	28,465	6.8	162	91	80t	360	2,031	86.0

ALEX SMITH - NFL PLAYOFF PASSING STATISTICS

TEAM	GP	GS	ATT.	CMP.	PCT.	YDS	AVG.	TD	INT.	LG	SK	LST	RATE
2011 49ers	2	2	68	36	52.9	495	7.3	5	0	73t	7	53	101.0
2012 49ers	0	0	0	0	0.0	0	0.0	0	0	0	0	0	0.0
2013 Chiefs	1	1	46	30	65.2	378	8.2	4	0	79t	2	15	119.7
2015 Chiefs	2	2	72	46	63.9	436	6.1	2	1	48	4	20	84.0
2016 Chiefs	1	1	34	20	58.8	172	5.1	1	1	24	1	6	69.7
CAREER TOTALS	6	6	220	132	60.0	1,481	6.7	12	2	79t	14	94	94.5

ALEX SMITH - NFL REGULAR SEASON RUSHING STATISTICS

TEAM	NO.	YDS.	AVG.	LG	TD
2005 49ers	30	103	3.4	19	0
2006 49ers	44	147	3.3	22	2
2007 49ers	13	89	6.8	25	0
2008 49ers	0	0	0.0	0	0
2009 49ers	24	51	2.1	11	0
2010 49ers	18	60	3.3	12	0
2011 49ers	52	179	3.4	14	2
2012 49ers	31	132	4.3	24	0
2013 Chiefs	76	431	5.7	26	1
2014 Chiefs	49	254	5.2	25	1
2015 Chiefs	84	498	5.9	49	2
2016 Chiefs	48	134	2.8	24	5
2017 Chiefs	9	24	2.7	12	0
CAREER TOTALS	478	2,102	4.4	49	13

ALEX SMITH - NFL PLAYOFF RUSHING STATISTICS

TEAM	NO.	YDS.	AVG.	LG	TD
2011 49ers	7	70	10.0	28t	1
2012 49ers	0	0	0.0	0	0
2013 Chiefs	8	57	7.1	16	0
2015 Chiefs	14	71	5.1	15	0
2016 Chiefs	2	9	4.5	5	0
CAREER TOTALS	31	207	6.7	28t	1

2017 GAME-BY-GAME REGULAR SEASON STATISTICS (CHIEFS)

	OPPONENT	P/S	PASSING											RUSHING					W/L	SCORE
			ATT	CMP	YDS	PCT	Y/A	Y/C	TD	INT	LG	SK/YD	RATE	ATT	YDS	LG	TD			
09/07	at Patriots	S	35	28	368	80.0	10.5	13.1	4	0	78t	3/16	148.6	5	3	7	0	W	42-27	
09/17	EAGLES	S	28	21	251	75.0	9.0	12.0	1	0	44	4/19	113.8	4	21	12	0	W	27-20	
2017 TOTALS		2-2	63	49	619	77.8	9.8	12.6	5	0	78t	7/35	134.1	9	24	12	0	2-0		

12 Albert Wilson

WR 5-9 200 25 4 Georgia State CFA-14

ALBERT WILSON - NFL REGULAR SEASON STATISTICS

TEAM	GP	GS	RUSHING						RECEIVING				
			NO.	YDS.	AVG.	LG	TD	NO.	YDS	AVG	LG	TD	
2014 Chiefs	12	2	0	0	0.0	0	0	16	260	16.3	48	0	
2015 Chiefs	14	12	5	26	5.2	8	0	35	451	12.9	44t	2	
2016 Chiefs	16	5	2	50	25.0	55t	1	31	279	9.0	42	2	
2017 Chiefs	2	0	1	4	4.0	4	0	7	59	8.4	13	0	
NFL TOTALS	44	19	8	80	10.0	55t	1	89	1,049	11.8	48	4	

ALBERT WILSON - NFL PLAYOFF STATISTICS

TEAM	GP	GS	RUSHING					RECEIVING				
			NO.	YDS.	AVG.	LG	TD	NO.	YDS	AVG	LG	TD
2015 Chiefs	2	2	2	11	5.5	9	0	7	66	9.4	19	1
2016 Chiefs	1	1	0	0	0.0	0	0	2	3	1.5	5t	1
NFL TOTALS	3	3	2	11	5.5	9	0	9	69	7.7	19	2

ALBERT WILSON - NFL REGULAR SEASON RETURN STATISTICS

TEAM	KICKOFF RETURNS					PUNT RETURNS					
	RET.	YDS.	AVG.	LG	TD	NO.	FC	YDS	AVG	LG	TD
2014 Chiefs	1	21	21.0	21	0	0	0	0	0.0	0	0
2015 Chiefs	0	0	0.0	0	0	0	0	0	0.0	0	0
2016 Chiefs	1	13	13.0	13	0	0	0	0	0.0	0	0
2017 Chiefs	0	0	0.0	0	0	0	0	0	0.0	0	0
NFL TOTALS	2	34	17.0	21	0	0	0	0	0.0	0	0

ALBERT WILSON - NFL PLAYOFF RETURN STATISTICS

TEAM	KICKOFF RETURNS					PUNT RETURNS					
	RET.	YDS.	AVG.	LG	TD	NO.	FC	YDS	AVG	LG	TD
2015 Chiefs	0	0	0.0	0	0	0	0	0	0.0	0	0
2016 Chiefs	0	0	0.0	0	0	0	0	0	0.0	0	0
NFL TOTALS	0	0	0.0	0	0	0	0	0	0.0	0	0

2017 GAME-BY-GAME REGULAR SEASON STATISTICS (CHIEFS)

	OPPONENT	P/S	RUSHING				RECEIVING				W/L	SCORE
			ATT	YDS	LG	TD	NO	YDS	LG	TD		
09/07	at Patriots	P	0	0	0	0	5	37	13	0	W	42-27
09/17	EAGLES	P	1	4	4	0	2	22	12	0	W	27-20
2017 TOTALS		2-0	1	4	4	0	7	59	13	0	2-0	

13 De'Anthony Thomas WR 5-8 176 24 4 Oregon D4-14

DE'ANTHONY THOMAS - NFL REGULAR SEASON STATISTICS

TEAM	GP	GS	RUSHING					RECEIVING				
			NO.	YDS.	AVG.	LG	TD	NO.	YDS	AVG	LG	TD
2014 Chiefs	12	3	14	113	8.1	26	1	23	156	6.8	30	0
2015 Chiefs	10	1	9	34	3.8	13	1	17	140	8.2	36	1
2016 Chiefs	12	0	4	29	7.3	23	0	7	35	5.0	15	0
2017 Chiefs	2	0	1	4	4.0	4	0	1	-2	-2.0	-2	0
NFL TOTALS	36	4	28	180	6.4	26	2	48	329	6.9	36	1

DE'ANTHONY THOMAS - NFL PLAYOFF STATISTICS

TEAM	GP	GS	RUSHING					RECEIVING				
			NO.	YDS.	AVG.	LG	TD	NO.	YDS	AVG	LG	TD
2015 Chiefs	0	0	0	0	0.0	0	0	0	0	0.0	0	0
2016 Chiefs	1	0	0	0	0.0	0	0	0	0	0.0	0	0
NFL TOTALS	1	0	0	0	0.0	0	0	0	0	0.0	0	0

DE'ANTHONY THOMAS - NFL REGULAR SEASON RETURN STATISTICS

TEAM	KICKOFF RETURNS					PUNT RETURNS					
	RET.	YDS.	AVG.	LG	TD	NO.	FC	YDS	AVG	LG	TD
2014 Chiefs	14	428	30.6	78	0	34	0	405	11.9	81t	1
2015 Chiefs	6	138	23.0	30	0	29	2	227	7.8	37	0
2016 Chiefs	15	338	22.5	41	0	0	0	0	0.0	0	0
2017 Chiefs	6	135	22.5	31	0	2	0	3	1.5	3	0
NFL TOTALS	41	1,039	25.3	78	0	65	2	635	9.8	81t	1

DE'ANTHONY THOMAS - NFL PLAYOFF RETURN STATISTICS

TEAM	KICKOFF RETURNS					PUNT RETURNS					
	RET.	YDS.	AVG.	LG	TD	NO.	FC	YDS	AVG	LG	TD
2015 Chiefs	0	0	0.0	0	0	0	0	0	0.0	0	0
2016 Chiefs	0	0	0.0	0	0	0	0	0	0.0	0	0
NFL TOTALS	0	0	0.0	0	0	0	0	0	0.0	0	0

2017 GAME-BY-GAME REGULAR SEASON STATISTICS (CHIEFS)

	OPPONENT	P/S	RUSHING				RECEIVING				W/L	SCORE
			ATT	YDS	LG	TD	NO	YDS	LG	TD		
09/07	at Patriots	P	1	4	4	0	1	-2	-2	0	W	42-27
09/17	EAGLES	P	0	0	0	0	0	0	0	0	W	27-20
2017 TOTALS		2-0	1	4	4	0	1	-2	-2	0	2-0	

14 Demarcus Robinson WR 6-1 203 22 2 Florida D4c-16

DEMARCUS ROBINSON - NFL REGULAR SEASON STATISTICS

TEAM	GP	GS	RUSHING					RECEIVING				
			NO.	YDS.	AVG.	LG	TD	NO.	YDS	AVG	LG	TD
2016 Chiefs	16	0	0	0	0.0	0	0	0	0	0.0	0	0
2017 Chiefs	2	0	0	0	0.0	0	0	0	0	0.0	0	0
NFL TOTALS	18	0	0	0	0.0	0	0	0	0	0.0	0	0

DEMARCUS ROBINSON - NFL PLAYOFF STATISTICS

TEAM	GP	GS	RUSHING					RECEIVING				
			NO.	YDS.	AVG.	LG	TD	NO.	YDS	AVG	LG	TD
2016 Chiefs	1	0	0	0	0.0	0	0	0	0	0.0	0	0
NFL TOTALS	1	0	0	0	0.0	0	0	0	0	0.0	0	0

DEMARCUS ROBINSON - NFL REGULAR SEASON RETURN STATISTICS

TEAM	KICKOFF RETURNS					PUNT RETURNS					
	RET.	YDS.	AVG.	LG	TD	NO.	FC	YDS	AVG	LG	TD
2016 Chiefs	0	0	0.0	0	0	0	0	0	0.0	0	0
2017 Chiefs	0	0	0.0	0	0	0	0	0	0.0	0	0
NFL TOTALS	0	0	0.0	0	0	0	0	0	0.0	0	0

DEMARCUS ROBINSON - NFL PLAYOFF RETURN STATISTICS

TEAM	KICKOFF RETURNS					PUNT RETURNS					
	RET.	YDS.	AVG.	LG	TD	NO.	FC	YDS	AVG	LG	TD
2016 Chiefs	0	0	0.0	0	0	0	0	0	0.0	0	0
NFL TOTALS	0	0	0.0	0	0	0	0	0	0.0	0	0

2017 GAME-BY-GAME REGULAR SEASON STATISTICS (CHIEFS)

	OPPONENT	P/S	RUSHING				RECEIVING				W/L	SCORE
			ATT	YDS	LG	TD	NO	YDS	LG	TD		
09/07	at Patriots	P	0	0	0	0	0	0	0	0	W	42-27
09/17	EAGLES	P	0	0	0	0	0	0	0	0	W	27-20
2017 TOTALS		2-0	0	0	0	0	0	0	0	0	2-0	

PATRICK MAHOMES - NFL REGULAR SEASON PASSING STATISTICS

TEAM	GP	GS	ATT.	CMP.	PCT.	YDS	AVG.	TD	INT.	LG	SK	LST	RATE
2017 Chiefs	0	0	0	0	0.0	0	0.0	0	0	0	0	0	0.0
CAREER TOTALS	0	0	0	0	0.0	0	0.0	0	0	0	0	0	0.0

PATRICK MAHOMES - NFL REGULAR SEASON RUSHING STATISTICS

TEAM	NO.	YDS.	AVG.	LG	TD
2017 Chiefs	0	0	0.0	0	0
CAREER TOTALS	0	0	0.0	0	0

2017 GAME-BY-GAME REGULAR SEASON STATISTICS (CHIEFS)

	OPPONENT	P/S	PASSING										RUSHING				W/L	SCORE		
			ATT	CMP	YDS	PCT	Y/A	Y/C	TD	INT	LG	SK/YD	RATE	ATT	YDS	LG			TD	
09/07	at Patriots		DID NOT PLAY (NON-INJURY)														W	42-27		
09/17	EAGLES		DID NOT PLAY (NON-INJURY)														W	27-20		
2017 TOTALS		0-0	0	0	0	0.0	0.0	0.0	0	0	0	0	0	0	0.0	0	0	0	0	2-0

CHRIS CONLEY - NFL REGULAR SEASON STATISTICS

TEAM	GP	GS	RUSHING					RECEIVING				
			NO.	YDS.	AVG.	LG	TD	NO.	YDS	AVG	LG	TD
2015 Chiefs	16	5	0	0	0.0	0	0	17	199	11.7	44	1
2016 Chiefs	16	11	0	0	0.0	0	0	44	530	12.0	39	0
2017 Chiefs	2	2	0	0	0.0	0	0	6	98	16.3	35	0
NFL TOTALS	34	18	0	0	0.0	0	0	67	827	12.3	44	1

CHRIS CONLEY - NFL PLAYOFF STATISTICS

TEAM	GP	GS	RUSHING					RECEIVING				
			NO.	YDS.	AVG.	LG	TD	NO.	YDS	AVG	LG	TD
2015 Chiefs	2	0	0	0	0.0	0	0	6	42	7.0	16	1
2016 Chiefs	1	1	0	0	0.0	0	0	2	19	9.5	12	0
NFL TOTALS	3	1	0	0	0.0	0	0	8	61	7.6	16	1

CHRIS CONLEY - NFL REGULAR SEASON RETURN STATISTICS

TEAM	KICKOFF RETURNS					PUNT RETURNS					
	RET.	YDS.	AVG.	LG	TD	NO.	FC	YDS	AVG	LG	TD
2015 Chiefs	1	14	14.0	14	0	0	0	0	0.0	0	0
2016 Chiefs	0	0	0.0	0	0	0	0	0	0.0	0	0
2017 Chiefs	0	0	0.0	0	0	0	0	0	0.0	0	0
NFL TOTALS	1	14	14.0	14	0	0	0	0	0.0	0	0

D.J. WHITE - NFL PLAYOFF STATISTICS

TEAM	GP	GS	TACKLES							INTERCEPTIONS					O. FUMB			ST				MISC			
			TK	S	A	TFL	YDS	SK	YDS	QBH	NO	YDS	LG	TD	PD	FF	FR	YDS	TK	S	A	FF	FR	S	A
2016 Chiefs	0	0	0	0	0	0	0	0.0	0.0	0	0	0	0	0	0	0	0	0	0	0	0	0	0	0	0
NFL TOTALS	0	0	0	0	0	0	0	0.0	0.0	0	0	0	0	0	0	0	0	0	0	0	0	0	0	0	

2017 GAME-BY-GAME REGULAR SEASON STATISTICS (CHIEFS)

OPPONENT	TK	S	A	SK	YDS	TFL	YDS	QBH	INTERCEPTIONS					O. FUMB			ST				MISC		SCORE					
									NO	YDS	LG	TD	PD	FF	FR	YDS	TK	S	A	FF	FR	S		A				
09/07 at Patriots									INACTIVE												W 42-27							
09/17 EAGLES									INACTIVE												W 27-20							
2017 TOTALS	0	0	0	0	0	0	0	0	0	0	0	0	0	0	0	0	0	0	0	0	0	0	0	0	0	0	0	2-0

25 Kenneth Acker

CB 6-0 195 25 4 SMU T(SF)-16

KENNETH ACKER - NFL REGULAR SEASON STATISTICS

TEAM	GP	GS	TACKLES							INTERCEPTIONS					O. FUMB			ST				MISC		
			TK	S	A	TFL	YDS	SK	YDS	QBH	NO	YDS	LG	TD	PD	FF	FR	YDS	TK	S	A	FF	FR	S
2014 49ers	0	0	0	0	0	0	0	0.0	0.0	0	0	0	0	0	0	0	0	0	0	0	0	0	0	0
2015 49ers	15	13	63	53	10	2	6	0.0	0.0	0	3	45	45	0	8	0	0	0	2	2	0	0	0	0
2016 Chiefs	9	1	16	16	0	0	0	0.0	0.0	0	0	0	0	0	3	0	0	0	1	0	1	0	0	0
2017 Chiefs	2	0	0	0	0	0	0	0.0	0.0	0	0	0	0	0	0	0	0	0	0	0	0	0	0	0
NFL TOTALS	26	14	79	69	10	2	6	0.0	0.0	0	3	45	45	0	11	0	0	0	3	2	1	0	0	0

KENNETH ACKER - NFL PLAYOFF STATISTICS

TEAM	GP	GS	TACKLES							INTERCEPTIONS					O. FUMB			ST				MISC		
			TK	S	A	TFL	YDS	SK	YDS	QBH	NO	YDS	LG	TD	PD	FF	FR	YDS	TK	S	A	FF	FR	S
2016 Chiefs	0	0	0	0	0	0	0	0.0	0.0	0	0	0	0	0	0	0	0	0	0	0	0	0	0	0
NFL TOTALS	0	0	0	0	0	0	0	0.0	0.0	0	0	0	0	0	0	0	0	0	0	0	0	0	0	0

2017 GAME-BY-GAME REGULAR SEASON STATISTICS (CHIEFS)

OPPONENT	TK	S	A	SK	YDS	TFL	YDS	QBH	INTERCEPTIONS					O. FUMB			ST				MISC		SCORE		
									NO	YDS	LG	TD	PD	FF	FR	YDS	TK	S	A	FF	FR	S		A	
09/07 at Patriots	P	0	0	0	0.0	0.0	0	0	0	0	0	0	0	0	0	0	0	0	0	0	0	0	0	0	W 42-27
09/17 EAGLES	P	0	0	0	0.0	0.0	0	0	0	0	0	0	0	0	0	0	0	0	0	0	0	0	0	0	W 27-20
2017 TOTALS	0	0	0	0	0.0	0.0	0	0	0	0	0	0	0	0	0	0	0	0	0	0	0	0	0	0	2-0

27 Kareem Hunt

RB 5-11 208 22 R Toledo D3-17

KAREEM HUNT - NFL REGULAR SEASON STATISTICS

TEAM	GP	GS	RUSHING					RECEIVING				
			NO.	YDS.	AVG.	LG	TD	NO.	YDS	AVG	LG	TD
2017 Chiefs	2	2	30	229	7.6	58	3	8	126	15.8	78t	2
NFL TOTALS	2	2	30	229	7.6	58	3	8	126	15.8	78t	2

KAREEM HUNT - NFL REGULAR SEASON RETURN STATISTICS

TEAM	KICKOFF RETURNS					PUNT RETURNS					
	RET.	YDS.	AVG.	LG	TD	NO.	FC	YDS	AVG	LG	TD
2017 Chiefs	0	0	0.0	0	0	0	0	0	0.0	0	0
NFL TOTALS	0	0	0.0	0	0	0	0	0	0.0	0	0

2017 GAME-BY-GAME REGULAR SEASON STATISTICS (CHIEFS)

OPPONENT	P/S	RUSHING					RECEIVING					W/L	SCORE
		ATT	YDS	LG	TD	NO	YDS	LG	TD				
09/07 at Patriots	S	17	148	58	1	5	98	78t	2	W	42-27		
09/17 EAGLES	S	13	81	53t	2	3	28	16	0	W	27-20		
2017 TOTALS	2-2	30	229	58	3	8	126	78t	2	2-0			

30 Steven Terrell S 5-10 197 26 4 Texas A&M UFA-17

STEVEN TERRELL - NFL REGULAR SEASON STATISTICS

TEAM	GP	GS	TACKLES							INTERCEPTIONS					O. FUMB			ST				MISC					
			TK	S	A	TFL	YDS	SK	YDS	QBH	NO	YDS	LG	TD	PD	FF	FR	YDS	TK	S	A	FF	FR	S	A		
2013 Jaguars	0	0	0	0	0	0	0	0.0	0.0	0	0	0	0	0	0	0	0	0	0	0	0	0	0	0	0		
Went from Jaguars to Texans.																											
2013 Texans	0	0	0	0	0	0	0	0.0	0.0	0	0	0	0	0	0	0	0	0	0	0	0	0	0	0	0	0	
2014 Seahawks	4	0	0	0	0	0	0	0.0	0.0	0	0	0	0	0	0	0	0	0	0	0	1	0	1	0	0	0	
2015 Seahawks	12	0	1	1	0	0	0	0.0	0.0	0	0	0	0	0	1	0	0	0	3	2	1	0	0	0	0		
2016 Seahawks	16	5	23	14	9	0	0	0.0	0.0	0	0	0	0	1	0	1	0	4	3	1	0	0	0	0	0		
2017 Chiefs	1	0	0	0	0	0	0	0.0	0.0	0	0	0	0	0	0	0	0	0	0	0	0	0	0	0	0		
NFL TOTALS	33	5	24	15	9	0	0	0.0	0.0	0	0	0	0	0	2	0	1	0	8	5	3	0	0	0	0		

STEVEN TERRELL - NFL PLAYOFF STATISTICS

TEAM	GP	GS	TACKLES							INTERCEPTIONS					O. FUMB			ST				MISC			
			TK	S	A	TFL	YDS	SK	YDS	QBH	NO	YDS	LG	TD	PD	FF	FR	YDS	TK	S	A	FF	FR	S	A
2014 Seahawks	3	0	0	0	0	0	0	0.0	0.0	0	0	0	0	0	0	0	0	0	1	1	0	0	0	0	0
2015 Seahawks	2	0	0	0	0	0	0	0.0	0.0	0	0	0	0	0	0	0	0	0	1	0	1	0	0	0	0
2016 Seahawks	2	2	8	3	5	0	0	0.0	0.0	0	0	0	0	0	0	0	0	0	0	0	0	0	0	0	0
NFL TOTALS	7	2	8	3	5	0	0	0.0	0.0	0	0	0	0	0	0	0	0	0	2	1	1	0	0	0	0

2017 GAME-BY-GAME REGULAR SEASON STATISTICS (CHIEFS)

OPPONENT	TK	S	A	SK	YDS	TFL	YDS	QBH	INTERCEPTIONS					O. FUMB			ST				MISC	SCORE					
									NO	YDS	LG	TD	PD	FF	FR	YDS	TK	S	A	FF			FR	S	A		
09/07 at Patriots									DID NOT PLAY													W	42-27				
09/17 EAGLES	P	0	0	0	0.0	0.0	0	0	0	0	0	0	0	0	0	0	0	0	0	0	0	0	0	0	0	W	27-20
2017 TOTALS		0	0	0	0.0	0.0	0	0	0	0	0	0	0	0	0	0	0	0	0	0	0	0	0	0	0	2-0	

31 Akeem Hunt RB 5-10 185 24 3 Purdue FA-17

AKEEM HUNT - NFL REGULAR SEASON STATISTICS

TEAM	GP	GS	RUSHING					RECEIVING					
			NO.	YDS.	AVG.	LG	TD	NO.	YDS	AVG	LG	TD	
2015 Ravens	0	0	0	0	0.0	0	0	0	0	0	0.0	0	0
Went from Ravens to Texans.													
2015 Texans	7	1	17	96	5.6	25	0	6	39	6.5	27	0	0
2016 Texans	8	0	20	109	5.5	19	0	3	29	9.7	24	0	0
2017 Texans	0	0	0	0	0.0	0	0	0	0	0.0	0	0	0
Went from Texans to Chiefs.													
2017 Chiefs	1	0	0	0	0.0	0	0	0	0	0.0	0	0	0
NFL TOTALS	16	1	37	205	5.5	25	0	9	68	7.6	27	0	0

AKEEM HUNT - NFL PLAYOFF STATISTICS

TEAM	GP	GS	RUSHING					RECEIVING					
			NO.	YDS.	AVG.	LG	TD	NO.	YDS	AVG	LG	TD	
2015 Texans	1	0	1	0	0.0	0	0	0	0	0.0	0	0	0
2016 Texans	2	0	0	0	0.0	0	0	2	15	7.5	13	0	0
NFL TOTALS	3	0	1	0	0.0	0	0	2	15	7.5	13	0	0

AKEEM HUNT - NFL REGULAR SEASON RETURN STATISTICS

TEAM	KICKOFF RETURNS					PUNT RETURNS					
	RET.	YDS.	AVG.	LG	TD	NO.	FC	YDS	AVG	LG	TD
2015 Ravens	0	0	0.0	0	0	0	0	0	0.0	0	0
Went from Ravens to Texans.											
2015 Texans	1	19	19.0	19	0	0	0	0	0.0	0	0
2016 Texans	9	194	21.6	39	0	0	0	0	0.0	0	0
2017 Texans	0	0	0.0	0	0	0	0	0	0.0	0	0
Went from Texans to Chiefs.											
2017 Chiefs	1	40	40.0	40	0	0	0	0	0.0	0	0
NFL TOTALS	11	253	23.0	40	0	0	0	0	0.0	0	0

AKEEM HUNT - NFL PLAYOFF RETURN STATISTICS

TEAM	KICKOFF RETURNS					PUNT RETURNS					
	RET.	YDS.	AVG.	LG	TD	NO.	FC	YDS	AVG	LG	TD
2015 Texans	0	0	0.0	0	0	0	0	0	0.0	0	0
2016 Texans	3	57	19.0	22	0	0	0	0	0.0	0	0
NFL TOTALS	3	57	19.0	22	0	0	0	0	0.0	0	0

2017 GAME-BY-GAME REGULAR SEASON STATISTICS (CHIEFS)

OPPONENT	P/S	RUSHING				RECEIVING				W/L	SCORE		
		ATT	YDS	LG	TD	NO	YDS	LG	TD				
09/07 at Patriots		PRACTICE SQUAD										W	42-27
09/17 EAGLES	P	0	0	0	0	0	0	0	0	0	0	W	27-20
2017 TOTALS	1-0	0	0	0	0	0	0	0	0	0	0	2-0	

35 Charcandrick West

RB 5-10 205 26 4 Abilene Christian CFA-14

CHARCANDRICK WEST - NFL REGULAR SEASON STATISTICS

TEAM	GP	GS	RUSHING					RECEIVING				
			NO.	YDS.	AVG.	LG	TD	NO.	YDS	AVG	LG	TD
2014 Chiefs	6	0	0	0	0.0	0	0	0	0	0.0	0	0
2015 Chiefs	15	9	160	634	4.0	38t	4	20	214	10.7	80t	1
2016 Chiefs	15	2	88	293	3.3	28	1	28	188	6.7	28	2
2017 Chiefs	2	0	1	21	21.0	21t	1	1	4	4.0	4	0
NFL TOTALS	38	11	249	948	3.8	38t	6	49	406	8.3	80t	3

CHARCANDRICK WEST - NFL PLAYOFF STATISTICS

TEAM	GP	GS	RUSHING					RECEIVING				
			NO.	YDS.	AVG.	LG	TD	NO.	YDS	AVG	LG	TD
2015 Chiefs	2	2	25	87	3.5	17	1	3	24	8.0	9	0
2016 Chiefs	1	0	1	-1	-1.0	-1	0	2	14	7.0	8	0
NFL TOTALS	3	2	26	86	3.3	17	1	5	38	7.6	9	0

CHARCANDRICK WEST - NFL REGULAR SEASON RETURN STATISTICS

TEAM	KICKOFF RETURNS					PUNT RETURNS					
	RET.	YDS.	AVG.	LG	TD	NO.	FC	YDS	AVG	LG	TD
2014 Chiefs	0	0	0.0	0	0	0	0	0	0.0	0	0
2015 Chiefs	0	0	0.0	0	0	0	0	0	0.0	0	0
2016 Chiefs	0	0	0.0	0	0	0	0	0	0.0	0	0
2017 Chiefs	0	0	0.0	0	0	0	0	0	0.0	0	0
NFL TOTALS	0	0	0.0	0	0	0	0	0	0.0	0	0

CHARCANDRICK WEST - NFL PLAYOFF RETURN STATISTICS

TEAM	KICKOFF RETURNS					PUNT RETURNS					
	RET.	YDS.	AVG.	LG	TD	NO.	FC	YDS	AVG	LG	TD
2015 Chiefs	0	0	0.0	0	0	0	0	0	0.0	0	0
2016 Chiefs	0	0	0.0	0	0	0	0	0	0.0	0	0
NFL TOTALS	0	0	0.0	0	0	0	0	0	0.0	0	0

2017 GAME-BY-GAME REGULAR SEASON STATISTICS (CHIEFS)

	OPPONENT	P/S	RUSHING				RECEIVING				W/L	SCORE
			ATT	YDS	LG	TD	NO	YDS	LG	TD		
09/07	at Patriots	P	1	21	21t	1	1	4	4	0	W	42-27
09/17	EAGLES	P	0	0	0	0	0	0	0	0	W	27-20
2017 TOTALS		2-0	1	21	21t	1	1	4	4	0	2-0	

38 Ron Parker

DB 6-0 206 30 7 Newberry W (SEA)-13

2017 GAME-BY-GAME REGULAR SEASON STATISTICS (CHIEFS)

OPPONENT	TK	S	A	TACKLES				INTERCEPTIONS				O. FUMB			ST				MISC		SCORE					
				SK	YDS	TFL	YDS	QBH	NO	YDS	LG	TD	PD	FF	FR	YDS	TK	S	A	FF		FR	S	A		
09/07 at Patriots	S	5	4	1	0.0	0.0	0	0	0	0	0	0	0	0	1	0	0	0	0	0	0	0	0	0	W	42-27
09/17 EAGLES	S	4	4	0	0.0	0.0	0	0	0	0	0	0	0	0	1	0	0	0	0	0	0	0	0	0	W	27-20
2017 TOTALS	2-2	9	8	1	0.0	0.0	0	0	0	0	0	0	0	0	2	0	0	0	0	0	0	0	0	0	0	2-0

41 James Winchester LS 6-3 240 28 3 Oklahoma FA-15

JAMES WINCHESTER - NFL REGULAR SEASON STATISTICS

TEAM GP	
2015 Chiefs	16
2016 Chiefs	16
2017 Chiefs	2
NFL TOTALS	34

JAMES WINCHESTER - NFL PLAYOFF STATISTICS

TEAM GP	
2015 Chiefs	2
2016 Chiefs	1
NFL TOTALS	3

2017 GAME-BY-GAME REGULAR SEASON STATISTICS (CHIEFS)

OPPONENT		W/L	SCORE
09/07 at Patriots	P	W	42-27
09/17 EAGLES	P	W	27-20
2017 TOTALS	2	2-0	

42 Anthony Sherman FB 5-10 242 28 7 Connecticut T (ARI)-13

ANTHONY SHERMAN - NFL REGULAR SEASON STATISTICS

TEAM	GP	GS	RUSHING					RECEIVING				
			NO.	YDS.	AVG.	LG	TD	NO.	YDS	AVG	LG	TD
2011 Cardinals	15	7	1	3	3.0	3	0	8	72	9.0	19	0
2012 Cardinals	13	4	0	0	0.0	0	0	5	39	7.8	19	0
2013 Chiefs	16	8	2	3	1.5	2	0	18	155	8.6	26	1
2014 Chiefs	16	6	2	8	4.0	4	0	10	71	7.1	24	1
2015 Chiefs	16	2	1	0	0.0	0	0	4	34	8.5	18	0
2016 Chiefs	16	3	0	0	0.0	0	0	4	11	2.8	6	0
2017 Chiefs	2	0	0	0	0.0	0	0	0	0	0.0	0	0
NFL TOTALS	94	30	6	14	2.3	4	0	49	382	7.8	26	2

ANTHONY SHERMAN - NFL PLAYOFF STATISTICS

TEAM	GP	GS	RUSHING					RECEIVING				
			NO.	YDS.	AVG.	LG	TD	NO.	YDS	AVG	LG	TD
2013 Chiefs	1	1	0	0	0.0	0	0	2	1	0.5	5t	1
2015 Chiefs	2	0	0	0	0.0	0	0	2	4	2.0	3	0
2016 Chiefs	1	0	0	0	0.0	0	0	1	3	3.0	3	0
NFL TOTALS	4	1	0	0	0.0	0	0	5	8	1.6	5t	1

ANTHONY SHERMAN - NFL REGULAR SEASON RETURN STATISTICS

TEAM	KICKOFF RETURNS					PUNT RETURNS					
	RET.	YDS.	AVG.	LG	TD	NO.	FC	YDS	AVG	LG	TD
2011 Cardinals	0	0	0.0	0	0	0	0	0	0.0	0	0
2012 Cardinals	0	0	0.0	0	0	0	0	0	0.0	0	0
2013 Chiefs	0	0	0.0	0	0	0	0	0	0.0	0	0
2014 Chiefs	1	13	13.0	13	0	0	0	0	0.0	0	0
2015 Chiefs	2	20	10.0	11	0	0	0	0	0.0	0	0
2016 Chiefs	0	0	0.0	0	0	0	0	0	0.0	0	0
2017 Chiefs	0	0	0.0	0	0	0	0	0	0.0	0	0
NFL TOTALS	3	33	11.0	13	0	0	0	0	0.0	0	0

ANTHONY SHERMAN - NFL PLAYOFF RETURN STATISTICS

TEAM	KICKOFF RETURNS					PUNT RETURNS					
	RET.	YDS.	AVG.	LG	TD	NO.	FC	YDS	AVG	LG	TD
2013 Chiefs	0	0	0.0	0	0	0	0	0	0.0	0	0
2015 Chiefs	0	0	0.0	0	0	0	0	0	0.0	0	0
2016 Chiefs	0	0	0.0	0	0	0	0	0	0.0	0	0
NFL TOTALS	0	0	0.0	0	0	0	0	0	0.0	0	0

2017 GAME-BY-GAME REGULAR SEASON STATISTICS (CHIEFS)

	OPPONENT	P/S	RUSHING				RECEIVING				W/L	SCORE
			ATT	YDS	LG	TD	NO	YDS	LG	TD		
09/07	at Patriots	P	0	0	0	0	0	0	0	0	W	42-27
09/17	EAGLES	P	0	0	0	0	0	0	0	0	W	27-20
2017 TOTALS		2-0	0	0	0	0	0	0	0	0	2-0	

45 Ukeme Eligwe ILB 6-2 239 23 R Georgia Southern D5-17

UKEME ELIGWE - NFL REGULAR SEASON STATISTICS

TEAM	GP	GS	TACKLES					INTERCEPTIONS					O. FUMB			ST					MISC					
			TK	S	A	TFL	YDS	SK	YDS	QBH	NO	YDS	LG	TD	PD	FF	FR	YDS	TK	S	A	FF	FR	S	A	
2017 Chiefs	2	0	0	0	0	0	0.0	0.0	0	0	0	0	0	0	0	0	0	0	0	1	1	0	0	0	0	0
NFL TOTALS	2	0	0	0	0	0	0.0	0.0	0	0	0	0	0	0	0	0	0	0	1	1	0	0	0	0	0	

2017 GAME-BY-GAME REGULAR SEASON STATISTICS (CHIEFS)

OPPONENT	TK	S	A	TACKLES			INTERCEPTIONS					O. FUMB			ST					SCORE						
				YDS	QBH	NO	YDS	LG	TD	PD	FF	FR	YDS	TK	S	A	FF	FR	S		A					
09/07	at Patriots	P	0	0	0	0	0	0	0	0	0	0	0	0	0	0	0	0	1	1	0	0	0	0	W	42-27
09/17	EAGLES	P	0	0	0	0	0	0	0	0	0	0	0	0	0	0	0	0	0	0	0	0	0	0	W	27-20
2017 TOTALS	0	0	0	0.0	0.0	0	0	0	0	0	0	0	0	0	0	0	0	1	1	0	0	0	0	0	2-0	

48 Terrance Smith LB 6-2 235 24 2 Florida State CFA-16

TERRANCE SMITH - NFL REGULAR SEASON STATISTICS

TEAM	GP	GS	TACKLES					INTERCEPTIONS					O. FUMB			ST					MISC				
			TK	S	A	TFL	YDS	SK	YDS	QBH	NO	YDS	LG	TD	PD	FF	FR	YDS	TK	S	A	FF	FR	S	A
2016 Chiefs	9	2	2	2	0	0	0.0	0.0	0	0	0	0	0	0	0	0	0	0	1	0	1	0	0	0	0
2017 Chiefs	2	0	0	0	0	0	0.0	0.0	0	0	0	0	0	0	0	0	0	0	0	0	0	0	0	0	0
NFL TOTALS	11	2	2	2	0	0	0.0	0.0	0	0	0	0	0	0	0	0	0	0	1	0	1	0	0	0	0

TERRANCE SMITH - NFL PLAYOFF STATISTICS

	TEAM	GP	GS	TACKLES							INTERCEPTIONS					O. FUMB			ST				MISC					
				TK	S	A	TFL	YDS	SK	YDS	QBH	NO	YDS	LG	TD	PD	FF	FR	YDS	TK	S	A	FF	FR	S	A		
2016	Chiefs	1	0	2	1	1	0	0	0.0	0.0	0	0	0	0	0	0	0	0	0	0	0	0	0	0	0	0	0	0
NFL TOTALS		1	0	2	1	1	0	0	0.0	0.0	0	0	0	0	0	0	0	0	0	0	0	0	0	0	0	0	0	0

2017 GAME-BY-GAME REGULAR SEASON STATISTICS (CHIEFS)

	OPPONENT	TK	S	A	TACKLES				INTERCEPTIONS					O. FUMB			ST				MISC		SCORE							
					SK	YDS	TFL	YDS	QBH	NO	YDS	LG	TD	PD	FF	FR	YDS	TK	S	A	FF	FR		S	A					
09/07	at Patriots	P	0	0	0	0.0	0.0	0	0	0	0	0	0	0	0	0	0	0	0	0	0	0	0	0	0	0	0	0	W	42-27
09/17	EAGLES	P	0	0	0	0.0	0.0	0	0	0	0	0	0	0	0	0	0	0	0	0	0	0	0	0	0	0	0	0	W	27-20
2017 TOTALS			0	0	0	0.0	0.0	0	0	0	0	0	0	0	0	0	0	0	0	0	0	0	0	0	0	0	0	0	0	2-0

49 Daniel Sorensen

S 6-2 208 27 4 Brigham Young CFA-14

DANIEL SORENSEN - NFL REGULAR SEASON STATISTICS

	TEAM	GP	GS	TACKLES							INTERCEPTIONS					O. FUMB			ST				MISC						
				TK	S	A	TFL	YDS	SK	YDS	QBH	NO	YDS	LG	TD	PD	FF	FR	YDS	TK	S	A	FF	FR	S	A			
2014	Chiefs	9	0	0	0	0	0	0.0	0.0	0	0	0	0	0	0	0	0	0	0	0	0	0	7	6	1	0	0	0	0
2015	Chiefs	16	0	16	14	2	1	7	1.0	7.0	2	0	0	0	0	0	0	0	0	0	0	0	7	6	1	0	0	0	0
2016	Chiefs	16	1	54	47	7	4	13	1.0	8.0	3	3	48	48t	1	6	2	2	56	9	8	1	0	1	0	0	0	0	0
2017	Chiefs	2	1	8	8	0	0	0	0.0	0.0	3	0	0	0	0	0	0	0	0	1	1	0	0	0	0	0	0	0	0
NFL TOTALS		43	2	78	69	9	5	20	2.0	15.0	8	3	48	48t	1	8	2	2	56	24	21	3	0	1	0	0	0	0	0

DANIEL SORENSEN - NFL PLAYOFF STATISTICS

	TEAM	GP	GS	TACKLES							INTERCEPTIONS					O. FUMB			ST				MISC							
				TK	S	A	TFL	YDS	SK	YDS	QBH	NO	YDS	LG	TD	PD	FF	FR	YDS	TK	S	A	FF	FR	S	A				
2015	Chiefs	2	0	1	0	1	0	0	0.0	0.0	0	0	0	0	0	0	0	0	0	0	0	0	0	0	0	0	0	0	0	0
2016	Chiefs	1	1	2	1	1	0	0	0.0	0.0	0	0	0	0	0	0	0	0	0	0	0	0	0	0	0	0	0	0	0	0
NFL TOTALS		3	1	3	1	2	0	0	0.0	0.0	0	0	0	0	0	0	0	0	0	0	0	0	0	0	0	0	0	0	0	0

2017 GAME-BY-GAME REGULAR SEASON STATISTICS (CHIEFS)

	OPPONENT	TK	S	A	TACKLES				INTERCEPTIONS					O. FUMB			ST				MISC		SCORE						
					SK	YDS	TFL	YDS	QBH	NO	YDS	LG	TD	PD	FF	FR	YDS	TK	S	A	FF	FR		S	A				
09/07	at Patriots	P	2	2	0	0.0	0.0	0	0	0	0	0	0	0	0	0	0	0	0	1	1	0	0	0	0	0	0	W	42-27
09/17	EAGLES	S	6	6	0	0.0	0.0	0	0	3	0	0	0	0	0	0	0	0	0	0	0	0	0	0	0	0	0	W	27-20
2017 TOTALS		2-1	8	8	0	0.0	0.0	0	0	3	0	0	0	0	0	0	0	0	0	1	1	0	0	0	0	0	0	0	2-0

50 Justin Houston

LB 6-3 258 28 7 Georgia D3-11

2017 GAME-BY-GAME REGULAR SEASON STATISTICS (CHIEFS)

OPPONENT	TK	S	A	TACKLES					INTERCEPTIONS					O. FUMB			ST				MISC		SCORE								
				SK	YDS	TFL	YDS	QBH	NO	YDS	LG	TD	PD	FF	FR	YDS	TK	S	A	FF	FR	S		A							
09/07 at Patriots	5	4	4	0	0.0	0.0	0	0	0	1	0	0	0	0	0	1	0	0	0	0	0	0	0	0	0	0	0	0	0	0	W 42-27
09/17 EAGLES	5	2	2	0	1.0	9.0	1	9	2	0	0	0	0	0	1	0	0	0	0	0	0	0	0	0	0	0	0	0	0	0	W 27-20
2017 TOTALS	2-2	6	6	0	1.0	9.0	1	9	3	0	0	0	0	0	1	1	0	0	0	0	0	0	0	0	0	0	0	0	0	2-0	

56 *Derrick Johnson* *LB 6-3 242 34 13* *Texas DI-05*

DERRICK JOHNSON - NFL REGULAR SEASON STATISTICS

TEAM	GP	GS	TK	S	A	TACKLES					INTERCEPTIONS					O. FUMB			ST				MISC							
						TFL	YDS	SK	YDS	QBH	NO	YDS	LG	TD	PD	FF	FR	YDS	TK	S	A	FF	FR	S	A					
2005 Chiefs	16	16	110	87	23	0	0	2.0	14.0	0	0	0	0	0	5	2	1	0	1	1	0	0	0	0	0	0	0	0	0	0
2006 Chiefs	13	12	83	66	17	0	0	4.5	22.5	5	0	0	0	0	2	2	2	0	0	0	0	0	0	0	0	0	0	0	0	0
2007 Chiefs	16	16	107	91	16	1	2	4.0	34.0	6	2	18	12	0	6	3	0	0	1	1	0	0	0	0	0	0	0	0	0	0
2008 Chiefs	14	14	90	65	25	6	0	1.5	12.5	2	1	7	7	0	6	4	0	0	1	1	0	0	5	4	1	0	0	0	0	0
2009 Chiefs	15	3	33	24	9	2	0	1.0	7.0	1	3	175	70	2	5	1	0	0	5	4	1	0	0	0	0	0	0	0	0	0
2010 Chiefs	16	16	147	107	40	8	0	1.0	11.0	1	1	15	15t	1	16	4	1	0	0	0	0	0	0	0	0	0	0	0	0	0
2011 Chiefs	16	16	179	131	48	10	0	2.0	10.0	3	2	18	17	0	9	1	1	0	0	0	0	0	0	0	0	0	0	0	0	0
2012 Chiefs	16	16	125	110	15	12	0	2.0	10.0	5	0	0	0	0	4	3	0	0	0	0	0	0	0	0	0	0	0	0	0	0
2013 Chiefs	15	15	107	95	12	12	35	4.5	27.0	10	2	44	41	0	6	0	2	11	0	0	0	0	0	0	0	0	0	0	0	0
2014 Chiefs	1	1	4	4	0	0	0	0.0	0.0	0	0	0	0	0	0	0	0	0	0	0	0	0	0	0	0	0	0	0	0	0
2015 Chiefs	16	16	116	95	21	8	33	4.0	23.0	5	2	23	18	0	8	2	0	0	0	0	0	0	0	0	0	0	0	0	0	0
2016 Chiefs	13	13	90	70	20	8	19	1.0	8.0	2	1	55	55t	1	3	0	0	0	0	0	0	0	0	0	0	0	0	0	0	0
2017 Chiefs	2	2	10	6	4	3	12	0.0	0.0	0	0	0	0	0	1	0	0	0	0	0	0	0	0	0	0	0	0	0	0	0
NFL TOTALS	169	156	1201	951	250	70	101	27.5	179.0	40	14	355	70	4	71	22	7	11	8	7	1	0	0	0	0	0	0	0	0	0

DERRICK JOHNSON - NFL PLAYOFF STATISTICS

TEAM	GP	GS	TK	S	A	TACKLES					INTERCEPTIONS					O. FUMB			ST				MISC							
						TFL	YDS	SK	YDS	QBH	NO	YDS	LG	TD	PD	FF	FR	YDS	TK	S	A	FF	FR	S	A					
2006 Chiefs	1	1	12	10	2	0	0	0.0	0.0	0	0	0	0	0	0	0	0	0	0	0	0	0	0	0	0	0	0	0	0	0
2010 Chiefs	1	1	7	3	4	0	0	0.0	0.0	0	0	0	0	0	0	0	0	0	0	0	0	0	0	0	0	0	0	0	0	0
2013 Chiefs	1	1	3	2	1	0	0	0.0	0.0	0	0	0	0	0	0	0	0	0	0	0	0	0	0	0	0	0	0	0	0	0
2015 Chiefs	2	2	10	5	5	0	0	0.0	0.0	0	0	0	0	0	0	0	0	0	0	0	0	0	0	0	0	0	0	0	0	0
2016 Chiefs	0	0	0	0	0	0	0	0.0	0.0	0	0	0	0	0	0	0	0	0	0	0	0	0	0	0	0	0	0	0	0	0
NFL TOTALS	5	5	32	20	12	0	0	0.0	0.0	0	0	0	0	0	0	0	0	0	0	0	0	0	0	0	0	0	0	0	0	0

2017 GAME-BY-GAME REGULAR SEASON STATISTICS (CHIEFS)

OPPONENT	TK	S	A	SK	TACKLES					INTERCEPTIONS					O. FUMB			ST				MISC		SCORE						
					YDS	TFL	YDS	QBH	NO	YDS	LG	TD	PD	FF	FR	YDS	TK	S	A	FF	FR	S	A							
09/07 at Patriots	5	8	4	4	0.0	0.0	2	10	0	0	0	0	0	0	1	0	0	0	0	0	0	0	0	0	0	0	0	0	0	W 42-27
09/17 EAGLES	5	2	2	0	0.0	0.0	1	2	0	0	0	0	0	0	0	0	0	0	0	0	0	0	0	0	0	0	0	0	0	W 27-20
2017 TOTALS	2-2	10	6	4	0.0	0.0	3	12	0	0	0	0	0	0	1	0	0	0	0	0	0	0	0	0	0	0	0	0	2-0	

57 *Kevin Pierre-Louis* *LB 6-0 230 25 4* *Boston College T (SEA)-17*

KEVIN PIERRE-LOUIS - NFL REGULAR SEASON STATISTICS

TEAM	GP	GS	TACKLES									INTERCEPTIONS					O. FUMB			ST				MISC	
			TK	S	A	TFL	YDS	SK	YDS	QBH	NO	YDS	LG	TD	PD	FF	FR	YDS	TK	S	A	FF	FR	S	A
2014 Seahawks	7	0	10	7	3	1	1	0.0	0.0	0	0	0	0	0	0	0	0	0	3	3	0	0	1	0	0
2015 Seahawks	14	1	12	3	9	0	0	0.0	0.0	1	0	0	0	0	1	0	0	0	6	5	1	0	0	0	0
2016 Seahawks	13	0	7	3	4	0	0	0.0	0.0	0	0	0	0	0	0	0	0	0	5	4	1	0	0	0	0
2017 Chiefs	1	0	0	0	0	0	0	0.0	0.0	0	0	0	0	0	0	0	0	0	1	1	0	0	0	0	0
NFL TOTALS	35	1	29	13	16	1	1	0.0	0.0	1	0	0	0	0	1	0	0	0	15	13	2	0	1	0	0

KEVIN PIERRE-LOUIS - NFL PLAYOFF STATISTICS

TEAM	GP	GS	TACKLES									INTERCEPTIONS					O. FUMB			ST				MISC	
			TK	S	A	TFL	YDS	SK	YDS	QBH	NO	YDS	LG	TD	PD	FF	FR	YDS	TK	S	A	FF	FR	S	A
2014 Seahawks	0	0	0	0	0	0	0	0.0	0.0	0	0	0	0	0	0	0	0	0	0	0	0	0	0	0	0
2015 Seahawks	1	0	0	0	0	0	0	0.0	0.0	0	0	0	0	0	0	0	0	0	1	1	0	0	0	0	0
2016 Seahawks	2	0	0	0	0	0	0	0.0	0.0	0	0	0	0	0	0	0	0	0	0	0	0	0	0	0	0
NFL TOTALS	3	0	0	0	0	0	0	0.0	0.0	0	0	0	0	0	0	0	0	0	1	1	0	0	0	0	0

2017 GAME-BY-GAME REGULAR SEASON STATISTICS (CHIEFS)

OPPONENT	TK	S	A	TACKLES				INTERCEPTIONS					O. FUMB			ST				MISC		SCORE					
				SK	YDS	TFL	YDS	QBH	NO	YDS	LG	TD	PD	FF	FR	YDS	TK	S	A	FF	FR		S	A			
09/07 at Patriots	INACTIVE																				W	42-27					
09/17 EAGLES	P	0	0	0	0.0	0.0	0	0	0	0	0	0	0	0	0	0	0	0	0	0	0	0	0	0	0	W	27-20
2017 TOTALS	0	0	0	0.0	0.0	0	0	0	0	0	0	0	0	0	0	0	0	0	0	0	0	0	0	0	0	2-0	

59 Reggie Ragland

LB 6-2 252 23 2 Alabama T (BUF)-17

REGGIE RAGLAND - NFL REGULAR SEASON STATISTICS

TEAM	GP	GS	TACKLES									INTERCEPTIONS					O. FUMB			ST				MISC	
			TK	S	A	TFL	YDS	SK	YDS	QBH	NO	YDS	LG	TD	PD	FF	FR	YDS	TK	S	A	FF	FR	S	A
2016 Bills	0	0	0	0	0	0	0	0.0	0.0	0	0	0	0	0	0	0	0	0	0	0	0	0	0	0	0
2017 Chiefs	0	0	0	0	0	0	0	0.0	0.0	0	0	0	0	0	0	0	0	0	0	0	0	0	0	0	0
NFL TOTALS	0	0	0	0	0	0	0	0.0	0.0	0	0	0	0	0	0	0	0	0	0	0	0	0	0	0	0

2017 GAME-BY-GAME REGULAR SEASON STATISTICS (CHIEFS)

OPPONENT	TK	S	A	TACKLES				INTERCEPTIONS					O. FUMB			ST				MISC		SCORE			
				SK	YDS	TFL	YDS	QBH	NO	YDS	LG	TD	PD	FF	FR	YDS	TK	S	A	FF	FR		S	A	
09/07 at Patriots	INACTIVE																				W	42-27			
09/17 EAGLES	INACTIVE																				W	27-20			
2017 TOTALS	0	0	0	0.0	0.0	0	0	0	0	0	0	0	0	0	0	0	0	0	0	0	0	0	0	0	2-0

61 Mitch Morse

C 6-6 305 25 3 Missouri D2-15

MITCH MORSE - NFL REGULAR SEASON STATISTICS

TEAM	G	S
2015 Chiefs	15	15
2016 Chiefs	16	16
2017 Chiefs	2	2
NFL TOTALS	33	33

MITCH MORSE - NFL PLAYOFF STATISTICS

TEAM	GP	GS
2015 Chiefs	0	0
2016 Chiefs	1	1
NFL TOTALS	1	1

2017 GAME-BY-GAME REGULAR SEASON STATISTICS (CHIEFS)

OPPONENT	P/S	W/L	SCORE
09/07 at Patriots	S	W	42-27
09/17 EAGLES	S	W	27-20
2017 TOTALS	2-2	2-0	

65 Jordan Devey G 6-6 320 29 4 Memphis W (SF)-16

JORDAN DEVEY - NFL REGULAR SEASON STATISTICS

TEAM	GP	GS
2013 Patriots	0	0
2014 Patriots	7	4
2015 49ers	15	9
2016 Chiefs	1	1
2017 Chiefs	0	0
NFL TOTALS	23	14

JORDAN DEVEY - NFL PLAYOFF STATISTICS

TEAM	GP	GS
2013 Patriots	0	0
2014 Patriots	0	0
2016 Chiefs	0	0
NFL TOTALS	0	0

2017 GAME-BY-GAME REGULAR SEASON STATISTICS (CHIEFS)

OPPONENT	P/S	W/L	SCORE
09/07 at Patriots		W	42-27
09/17 EAGLES		W	27-20
2017 TOTALS	0-0	2-0	

70 Bryan Witzmann G 6-7 320 27 3 South Dakota State W (DAL)-16

BRYAN WITZMANN - NFL REGULAR SEASON STATISTICS

TEAM	GP	GS
2016 Chiefs	11	0
2017 Chiefs	2	2
NFL TOTALS	13	2

BRYAN WITZMANN - NFL PLAYOFF STATISTICS

TEAM	GP	GS
2016 Chiefs	1	0
NFL TOTALS	1	0

2017 GAME-BY-GAME REGULAR SEASON STATISTICS (CHIEFS)

OPPONENT	P/S	W/L	SCORE
09/07 at Patriots	S	W	42-27
09/17 EAGLES	S	W	27-20
2017 TOTALS	2-2	2-0	

71 Mitchell Schwartz T 6-5 320 28 6 California UFA-16

MITCHELL SCHWARTZ - NFL REGULAR SEASON STATISTICS

TEAM	GP	GS
2012 Browns	16	16
2013 Browns	16	16
2014 Browns	16	16
2015 Browns	16	16
2016 Chiefs	16	16
2017 Chiefs	2	2
NFL TOTALS	82	82

MITCHELL SCHWARTZ - NFL PLAYOFF STATISTICS

TEAM	GP	GS
2016 Chiefs	1	1
NFL TOTALS	1	1

2017 GAME-BY-GAME REGULAR SEASON STATISTICS (CHIEFS)

OPPONENT	P/S	W/L	SCORE
09/07 at Patriots	S	W	42-27
09/17 EAGLES	S	W	27-20
2017 TOTALS	2-2	2-0	

72 Eric Fisher T 6-7 315 26 5 Central Michigan DI-13

ERIC FISHER - NFL REGULAR SEASON STATISTICS

TEAM	GP	GS
2013 Chiefs	14	13
2014 Chiefs	16	16
2015 Chiefs	16	14
2016 Chiefs	16	16
2017 Chiefs	2	2
NFL TOTALS	64	61

ERIC FISHER - NFL PLAYOFF STATISTICS

TEAM	GP	GS
2013 Chiefs	0	0
2015 Chiefs	2	2
2016 Chiefs	1	1
NFL TOTALS	3	3

2017 GAME-BY-GAME REGULAR SEASON STATISTICS (CHIEFS)

OPPONENT	P/S	W/L	SCORE
09/07 at Patriots	S	W	42-27
09/17 EAGLES	S	W	27-20
2017 TOTALS	2-2	2-0	

73 Zach Fulton OL 6-5 316 25 4 Tennessee D6a-14

ZACH FULTON - NFL REGULAR SEASON STATISTICS

TEAM	GP	GS
2014 Chiefs	16	16
2015 Chiefs	16	6
2016 Chiefs	16	12
2017 Chiefs	2	0
NFL TOTALS	50	34

ZACH FULTON - NFL PLAYOFF STATISTICS

TEAM	GP	GS
2015 Chiefs	2	2
2016 Chiefs	1	1
NFL TOTALS	3	3

2017 GAME-BY-GAME REGULAR SEASON STATISTICS (CHIEFS)

OPPONENT	P/S	W/L	SCORE
09/07 at Patriots	P	W	42-27
09/17 EAGLES	P	W	27-20
2017 TOTALS	2-0	2-0	

75 Cameron Erving T 6-5 313 25 3 Florida State T (CLE)-17

CAMERON ERVING - NFL REGULAR SEASON STATISTICS

TEAM	GP	GS
2015 Browns	16	4
2016 Browns	13	13
2017 Chiefs	0	0
NFL TOTALS	29	17

2017 GAME-BY-GAME REGULAR SEASON STATISTICS (CHIEFS)

OPPONENT	P/S	W/L	SCORE
09/07 at Patriots		DID NOT PLAY (NON-INJURY)	42-27
09/17 EAGLES		DID NOT PLAY (NON-INJURY)	27-20
2017 TOTALS	0-0	2-0	

76 Laurent Duvernay-Tardif G 6-5 321 26 4 McGill D6b-14

LAURENT DUVERNAY-TARDIF - NFL REGULAR SEASON STATISTICS

TEAM	GP	GS
2014 Chiefs	0	0
2015 Chiefs	16	13
2016 Chiefs	14	14
2017 Chiefs	2	2
NFL TOTALS	32	29

LAURENT DUVERNAY-TARDIF - NFL PLAYOFF STATISTICS

TEAM	GP	GS
2015 Chiefs	1	1
2016 Chiefs	1	1
NFL TOTALS	2	2

2017 GAME-BY-GAME REGULAR SEASON STATISTICS (CHIEFS)

OPPONENT	P/S	W/L	SCORE
09/07 at Patriots	S	W	42-27
09/17 EAGLES	S	W	27-20
2017 TOTALS	2-2	2-0	

79 Parker Ehinger OL 6-6 310 24 2 Cincinnati D4a-16

PARKER EHINGER - NFL REGULAR SEASON STATISTICS

TEAM	GP	GS
2016 Chiefs	5	4
2017 Chiefs	0	0
NFL TOTALS	5	4

PARKER EHINGER - NFL PLAYOFF STATISTICS

TEAM	GP	GS
2016 Chiefs	0	0
NFL TOTALS	0	0

2017 GAME-BY-GAME REGULAR SEASON STATISTICS (CHIEFS)

OPPONENT	P/S	W/L	SCORE
09/07 at Patriots		W	42-27
09/17 EAGLES		W	27-20
2017 TOTALS	0-0	2-0	

80 Jehu Chesson WR 6-3 203 23 R Michigan D4-17

JEHU CHESSON - NFL REGULAR SEASON STATISTICS

TEAM	GP	GS	RUSHING					RECEIVING				
			NO.	YDS.	AVG.	LG	TD	NO.	YDS	AVG	LG	TD
2017 Chiefs	1	0	0	0	0.0	0	0	0	0	0	0	0
NFL TOTALS	1	0	0	0	0.0	0	0	0	0	0.0	0	0

JEHU CHESSON - NFL REGULAR SEASON RETURN STATISTICS

TEAM	KICKOFF RETURNS					PUNT RETURNS					
	RET.	YDS.	AVG.	LG	TD	NO.	FC	YDS	AVG	LG	TD
2017 Chiefs	0	0	0.0	0	0	0	0	0	0.0	0	0
NFL TOTALS	0	0	0.0	0	0	0	0	0	0.0	0	0

2017 GAME-BY-GAME REGULAR SEASON STATISTICS (CHIEFS)

	OPPONENT	P/S	RUSHING					RECEIVING					W/L	SCORE	
			ATT	YDS	LG	TD	NO	YDS	LG	TD					
09/07	at Patriots	P	0	0	0	0	0	0	0	0	0	0	W	42-27	
09/17	EAGLES		INACTIVE											W	27-20
2017 TOTALS		1-0	0	0	0	0	0	0	0	0	0	0	2-0		

84 Demetrius Harris

TE 6-7 230 26 4 Wisconsin-Milwaukee CFA-13

DEMETRIUS HARRIS - NFL REGULAR SEASON STATISTICS

TEAM	GP	GS	RUSHING					RECEIVING				
			NO.	YDS.	AVG.	LG	TD	NO.	YDS	AVG	LG	TD
2013 Chiefs	0	0	0	0	0.0	0	0	0	0	0.0	0	0
2014 Chiefs	8	3	0	0	0.0	0	0	3	20	6.7	10	0
2015 Chiefs	16	9	0	0	0.0	0	0	7	74	10.6	25	1
2016 Chiefs	16	11	0	0	0.0	0	0	17	123	7.2	13	1
2017 Chiefs	2	2	0	0	0.0	0	0	2	15	7.5	8	1
NFL TOTALS	42	25	0	0	0.0	0	0	29	232	8.0	25	3

DEMETRIUS HARRIS - NFL PLAYOFF STATISTICS

TEAM	GP	GS	RUSHING					RECEIVING				
			NO.	YDS.	AVG.	LG	TD	NO.	YDS	AVG	LG	TD
2015 Chiefs	2	1	0	0	0.0	0	0	1	10	10.0	10	0
2016 Chiefs	1	0	0	0	0.0	0	0	0	0	0.0	0	0
NFL TOTALS	3	1	0	0	0.0	0	0	1	10	10.0	10	0

DEMETRIUS HARRIS - NFL REGULAR SEASON RETURN STATISTICS

TEAM	KICKOFF RETURNS					PUNT RETURNS					
	RET.	YDS.	AVG.	LG	TD	NO.	FC	YDS	AVG	LG	TD
2013 Chiefs	0	0	0.0	0	0	0	0	0	0.0	0	0
2014 Chiefs	0	0	0.0	0	0	0	0	0	0.0	0	0
2015 Chiefs	0	0	0.0	0	0	0	0	0	0.0	0	0
2016 Chiefs	1	19	19.0	19	0	0	0	0	0.0	0	0
2017 Chiefs	0	0	0.0	0	0	0	0	0	0.0	0	0
NFL TOTALS	1	19	19.0	19	0	0	0	0	0.0	0	0

DEMETRIUS HARRIS - NFL PLAYOFF RETURN STATISTICS

TEAM	KICKOFF RETURNS					PUNT RETURNS					
	RET.	YDS.	AVG.	LG	TD	NO.	FC	YDS	AVG	LG	TD
2015 Chiefs	0	0	0.0	0	0	0	0	0	0.0	0	0
2016 Chiefs	1	25	25.0	25	0	0	0	0	0.0	0	0
NFL TOTALS	1	25	25.0	25	0	0	0	0	0.0	0	0

2017 GAME-BY-GAME REGULAR SEASON STATISTICS (CHIEFS)

	OPPONENT	P/S	RUSHING				RECEIVING				W/L	SCORE
			ATT	YDS	LG	TD	NO	YDS	LG	TD		
09/07	at Patriots	S	0	0	0	0	2	15	8	1	W	42-27
09/17	EAGLES	S	0	0	0	0	0	0	0	0	W	27-20
2017 TOTALS		2-2	0	0	0	0	2	15	8	1	2-0	

87 *Travis Kelce* *TE 6-5 260 27 5 Cincinnati D3a-13*

TRAVIS KELCE - NFL REGULAR SEASON STATISTICS

TEAM	GP	GS	RUSHING					RECEIVING					
			NO.	YDS.	AVG.	LG	TD	NO.	YDS	AVG	LG	TD	
2013 Chiefs	1	0	0	0	0.0	0	0	0	0	0	0.0	0	0
2014 Chiefs	16	11	0	0	0.0	0	0	67	862	12.9	34	5	
2015 Chiefs	16	16	0	0	0.0	0	0	72	875	12.2	42t	5	
2016 Chiefs	16	15	1	-5	-5.0	-5	0	85	1,125	13.2	80t	4	
2017 Chiefs	2	2	1	4	4.0	4	0	13	143	11.0	44	1	
NFL TOTALS	51	44	2	-1	-0.5	4	0	237	3,005	12.7	80t	15	

TRAVIS KELCE - NFL PLAYOFF STATISTICS

TEAM	GP	GS	RUSHING					RECEIVING					
			NO.	YDS.	AVG.	LG	TD	NO.	YDS	AVG	LG	TD	
2013 Chiefs	0	0	0	0	0.0	0	0	0	0	0.0	0	0	
2015 Chiefs	2	2	0	0	0.0	0	0	14	151	10.8	48	0	
2016 Chiefs	1	1	0	0	0.0	0	0	5	77	15.4	24	0	
NFL TOTALS	3	3	0	0	0.0	0	0	19	228	12.0	48	0	

2017 GAME-BY-GAME REGULAR SEASON STATISTICS (CHIEFS)

	OPPONENT	P/S	RUSHING				RECEIVING				W/L	SCORE
			ATT	YDS	LG	TD	NO	YDS	LG	TD		
09/07	at Patriots	S	1	4	4	0	5	40	14	0	W	42-27
09/17	EAGLES	S	0	0	0	0	8	103	44	1	W	27-20
2017 TOTALS		2-2	1	4	4	0	13	143	44	1	2-0	

88 *Ross Travis* *TE 6-7 235 24 2 Penn State CFA-15*

ROSS TRAVIS - NFL REGULAR SEASON STATISTICS

TEAM	GP	GS	RUSHING					RECEIVING					
			NO.	YDS.	AVG.	LG	TD	NO.	YDS	AVG	LG	TD	
2016 Chiefs	6	3	0	0	0.0	0	0	3	15	5.0	6	0	
2017 Chiefs	2	1	0	0	0.0	0	0	0	0	0.0	0	0	
NFL TOTALS	8	4	0	0	0.0	0	0	3	15	5.0	6	0	

ROSS TRAVIS - NFL PLAYOFF STATISTICS

TEAM	GP	GS	RUSHING					RECEIVING					
			NO.	YDS.	AVG.	LG	TD	NO.	YDS	AVG	LG	TD	
2016 Chiefs	0	0	0	0	0.0	0	0	0	0	0.0	0	0	
NFL TOTALS	0	0	0	0	0.0	0	0	0	0	0.0	0	0	

BENNIE LOGAN - NFL PLAYOFF STATISTICS

TEAM	GP	GS	TACKLES							INTERCEPTIONS					O. FUMB			ST				MISC				
			TK	S	A	TFL	YDS	SK	YDS	QBH	NO	YDS	LG	TD	PD	FF	FR	YDS	TK	S	A	FF	FR	S	A	
2013 Eagles	1	0	4	4	0	0	0	0.0	0.0	0	0	0	0	0	0	0	0	0	0	0	0	0	0	0	0	0
NFL TOTALS	1	0	4	4	0	0	0	0.0	0.0	0	0	0	0	0	0	0	0	0	0	0	0	0	0	0	0	

2017 GAME-BY-GAME REGULAR SEASON STATISTICS (CHIEFS)

OPPONENT	TK	S	A	TACKLES				QBH	INTERCEPTIONS					O. FUMB			ST				MISC		SCORE					
				SK	YDS	TFL	YDS		NO	YDS	LG	TD	PD	FF	FR	YDS	TK	S	A	FF	FR	S		A				
09/07 at Patriots	S	5	2	3	0.0	0.0	0	0	0	0	0	0	0	0	0	0	0	0	0	0	0	0	0	0	0	0	W	42-27
09/17 EAGLES	S	2	1	1	1.0	9.0	1	9	1	0	0	0	0	1	0	0	0	0	0	0	0	0	0	0	0	0	W	27-20
2017 TOTALS	2-2	7	3	4	1.0	9.0	1	9	1	0	0	0	0	1	0	0	0	0	0	0	0	0	0	0	0	0	2-0	

97 Allen Bailey DL 6-3 288 28 7 Miami D3b-11

ALLEN BAILEY - NFL REGULAR SEASON STATISTICS

TEAM	GP	GS	TACKLES							INTERCEPTIONS					O. FUMB			ST				MISC			
			TK	S	A	TFL	YDS	SK	YDS	QBH	NO	YDS	LG	TD	PD	FF	FR	YDS	TK	S	A	FF	FR	S	A
2011 Chiefs	16	0	10	8	2	4	0	1.0	9.0	3	0	0	0	0	2	0	1	0	0	0	0	0	0	0	0
2012 Chiefs	10	1	5	3	2	0	0	0.0	0.0	0	0	0	0	0	0	1	1	0	0	0	0	0	0	0	0
2013 Chiefs	15	3	30	25	5	1	8	1.0	8.0	2	0	0	0	0	2	0	0	0	0	0	0	0	0	0	0
2014 Chiefs	14	14	41	27	14	10	38	5.0	32.0	8	0	0	0	0	2	0	0	0	0	0	0	0	0	0	0
2015 Chiefs	12	12	38	26	12	7	21	4.5	22.0	8	0	0	0	0	2	1	0	0	0	0	0	0	0	0	0
2016 Chiefs	5	5	7	5	2	1	2	0.0	0.0	0	0	0	0	0	0	0	0	0	0	0	0	0	0	0	0
2017 Chiefs	2	2	8	6	2	2	10	1.0	8.0	1	0	0	0	0	0	0	0	0	0	0	0	0	0	0	0
NFL TOTALS	74	37	139	100	39	25	79	12.5	79.0	22	0	0	0	0	6	2	3	1	0	0	0	0	0	0	0

ALLEN BAILEY - NFL PLAYOFF STATISTICS

TEAM	GP	GS	TACKLES							INTERCEPTIONS					O. FUMB			ST				MISC			
			TK	S	A	TFL	YDS	SK	YDS	QBH	NO	YDS	LG	TD	PD	FF	FR	YDS	TK	S	A	FF	FR	S	A
2013 Chiefs	1	0	0	0	0	0	0	0.0	0.0	0	0	0	0	0	1	0	0	0	0	0	0	0	0	0	0
2015 Chiefs	2	2	4	3	1	0	2.0	17.0	0	0	0	0	0	0	2	0	0	0	0	0	0	0	0	0	0
2016 Chiefs	0	0	0	0	0	0	0.0	0.0	0	0	0	0	0	0	0	0	0	0	0	0	0	0	0	0	0
NFL TOTALS	3	2	4	3	1	0	2.0	17.0	0	0	0	0	0	1	2	0	0	0	0	0	0	0	0	0	0

2017 GAME-BY-GAME REGULAR SEASON STATISTICS (CHIEFS)

OPPONENT	TK	S	A	TACKLES				QBH	INTERCEPTIONS					O. FUMB			ST				MISC		SCORE					
				SK	YDS	TFL	YDS		NO	YDS	LG	TD	PD	FF	FR	YDS	TK	S	A	FF	FR	S		A				
09/07 at Patriots	S	6	5	1	1.0	8.0	1	8	1	0	0	0	0	0	0	0	0	0	0	0	0	0	0	0	0	0	W	42-27
09/17 EAGLES	S	2	1	1	0.0	0.0	1	2	0	0	0	0	0	0	0	0	0	0	0	0	0	0	0	0	0	0	W	27-20
2017 TOTALS	2-2	8	6	2	1.0	8.0	2	10	1	0	0	0	0	0	0	0	0	0	0	0	0	0	0	0	0	2-0		

98 Roy Miller NT 6-2 318 30 9 Texas D-



CHIEFS

ALL-TIME RECORDS

THIS IS CHIEFS KINGDOM



Service

Most Seasons, Active Players

15	Jerrel Wilson	1963-77
14	Len Dawson	1962-75
14	Ed Budde	1963-76
14	Nick Lowery	1980-93
14	Will Shields	1993-06
13	Jim Tyrer	1961-73
13	Buck Buchanan	1963-75
13	Emmitt Thomas	1966-78
13	Jan Stenerud	1967-79
13	Jack Rudnay	1970-82
13	John Alt	1984-96
13	Dustin Colquitt	2005-17
13	Derrick Johnson	2005-17
12	Johnny Robinson	1960-71
12	Dave Hill	1963-74
12	Bobby Bell	1963-74
12	Mike Livingston	1968-79
12	Henry Marshall	1976-87
12	Tony Gonzalez	1997-08

Most Games Played, Career (All 175+)

224	Will Shields	1993-06
212	Nick Lowery	1980-93
203	Jerrel Wilson	1963-77
191	Dustin Colquitt	2005-17
190	Tony Gonzalez	1997-08
186	Jan Stenerud	1967-79
183	Len Dawson	1962-75
183	Buck Buchanan	1963-75
181	Emmitt Thomas	1966-78
180	Jim Tyrer	1961-73
179	John Alt	1984-96
178	Jack Rudnay	1970-82
177	Ed Budde	1963-76

Most Games Started, Career (Since 1968)

223	Will Shields	1993-06
174	Tony Gonzalez	1997-08
171	Jack Rudnay	1970-82
164	Tim Grunhard	1990-00
*158	Len Dawson (*Since 1962)	1962-75
157	Derrick Thomas	1989-99
157	Tamba Hali	2006-16

Most Starts, Rookie, Season

16	Sylvester Hicks	1978
16	Art Still	1978
16	Dave Lutz	1983
16	Kevin Ross	1984
16	Dino Hackett	1986
16	Derrick Thomas	1989
16	Greg Wesley	2000
16	Derrick Johnson	2005
16	Tamba Hali	2006
16	Brandon Carr	2008
16	Glenn Dorsey	2008
16	Eric Berry	2010
16	Dontari Poe	2012
16	Marcus Peters	2015

Most Consecutive Games Played, Career

224	Will Shields	Sept. 5, 1993 - Dec. 31, 2006
186	Jan Stenerud	Sept. 9, 1967 - Dec. 16, 1979
180	Jim Tyrer	Sept. 10, 1961 - Dec. 2, 1973
168	Bobby Bell	Sept. 7, 1963 - Dec. 14, 1974
166	Buck Buchanan	Sept. 7, 1963 - Dec. 1, 1974

Most Consecutive Games Started (Since 1968)

223	Will Shields	Sept. 12, 1993 - Dec. 31, 2006
144	Emmitt Thomas	Sept. 28, 1968 - Oct. 15, 1978
134	Jim Lynch	Sept. 9, 1968 - Nov. 6, 1977
120	Tim Grunhard	Sept. 5, 1993 - Oct. 29, 2000
120	Tony Gonzalez	Sept. 19, 1999 - Nov. 12, 2006

Most Consecutive Games Started To Begin Career

101	Gary Barbaro	1976-82
64	Brandon Carr	2008-11
51	Art Still	1978-81
41	Tamba Hali	2006-08
37	Greg Wesley	2000-02

Most Games Started, Quarterback, Career

158	Len Dawson	1962-75
88	Trent Green	2001-06
77	Bill Kenney	1979-88
75	Mike Livingston	1968-79
63	Alex Smith	2013-17
52	Steve DeBerg	1988-91

Most Consecutive Games Started, Quarterback

81	Trent Green	Sept. 9, 2001 - Sept. 10, 2006
44	Len Dawson	Oct. 31, 1965 - Nov. 3, 1968
35	Steve DeBerg	Nov. 26, 1989 - Dec. 8, 1991
28	Steve Bono	Sept. 3, 1995 - Nov. 24, 1996
28	Elvis Grbac	Dec. 26, 1998 - Nov. 19, 2000
28	Len Dawson	Sept. 8, 1962 - Nov. 8, 1963

Most Consecutive Seasons Starting Every Game, QB

5	Trent Green	2001-05
2	Len Dawson	1966-67

Scoring

Most Points, Career (All 400+)

1,466	Nick Lowery	1980-93
1,231	Jan Stenerud	1967-79
517	Ryan Succop	2009-13
500	Priest Holmes	2001-07
462	Tony Gonzalez	1997-08
442	Pete Stoyanovich	1996-00

Most Seasons, 100 or More Points

11	Nick Lowery	1981, '83-86, '88-93
5	Jan Stenerud	1967-71
4	Ryan Succop	2009-10, '12-13
3	Pete Stoyanovich	1997-99
3	Lawrence Tynes	2004-06
3	Cairo Santos	2014-16
2	Lin Elliott	1994-95
2	Morten Andersen	2002-03
2	Priest Holmes	2002-03
2	Larry Johnson	2005-06
1	Jack Spikes	1960

1 Abner Haynes	1962
1 Todd Peterson	2001

Most Points, Season (All 125+)

162 Priest Holmes	2003
144 Priest Holmes	2002
139 Nick Lowery	1990
129 Jan Stenerud	1968
129 Cairo Santos	2015
129 Cairo Santos	2016
126 Larry Johnson	2005
125 Lawrence Tynes	2005

Most Points, Non-Kickers, Rookie, Season

72 Abner Haynes	1960
72 Tyreek Hill	2016
66 Billy Jackson	1981
54 Johnny Robinson	1960
54 Mike Garrett	1966
42 Robert Holmes	1968

Most Points, Kickers, Rookie, Season

113 Cairo Santos	2014
108 Jan Stenerud	1967
104 Jack Spikes	1960
104 Ryan Succop	2009
87 Tommy Brooker	1962

Most Points, Game

30 Abner Haynes vs. Oakland	Nov. 26, 1961
30 Jamaal Charles at Oakland	Dec. 15, 2013
24 Frank Jackson vs. Denver	Dec. 10, 1961
24 Abner Haynes vs. Boston	Sept. 8, 1962
24 Frank Jackson at San Diego	Dec. 13, 1964
24 Bert Coan at Denver	Oct. 23, 1966
24 Priest Holmes at Cleveland	Sept. 8, 2002
24 Priest Holmes vs. Atlanta	Oct. 24, 2004
24 Derrick Blaylock vs. Atlanta	Oct. 24, 2004
24 Larry Johnson vs. Seattle	Oct. 29, 2006

Most Touchdowns, Career

83 Priest Holmes (76 rush, 7 rec.)	2001-07
76 Tony Gonzalez (0 rush, 76 rec.)	1997-08
64 Jamaal Charles (43 rush, 20 rec., 1 KR)	2008-16
61 Larry Johnson (55 rush, 6 rec.)	2003-09
60 Otis Taylor (3 rush, 57 rec.)	1965-75
58 Abner Haynes (39 rush, 17 rec., 1 KR, 1 fum.)	1960-64

Most Touchdowns, Season

27 Priest Holmes (27 rush, 0 rec.)	2003
24 Priest Holmes (21 rush, 3 rec.)	2002
21 Larry Johnson (20 rush, 1 rec.)	2005
19 Abner Haynes (13 rush, 6 rec.)	1962
19 Larry Johnson (17 rush, 2 rec.)	2006
19 Jamaal Charles (12 rush, 7 rec.)	2013

Most Touchdowns, Rookie, Season

12 Abner Haynes (9 rush, 3 rec.)	1960
12 Tyreek Hill (3 rush, 6 rec., 2 PR, 1 KR)	2016
11 Billy Jackson (10 rush, 1 rec.)	1981
8 Johnny Robinson (4 rush, 4 rec.)	1960
8 Mike Garrett (6 rush, 1 rec., 1 PR)	1966
7 Robert Holmes (7 rush, 0 rec.)	1968

Most Touchdowns, Game

5 Abner Haynes vs. Oakland	Nov. 26, 1961
5 Jamaal Charles at Oakland	Dec. 15, 2013
4 Frank Jackson vs. Denver	Dec. 10, 1961

4 Abner Haynes vs. Boston	Sept. 8, 1962
4 Frank Jackson at San Diego	Dec. 13, 1964
4 Bert Coan at Denver	Oct. 23, 1966
4 Priest Holmes at Cleveland	Sept. 8, 2002
4 Priest Holmes vs. Atlanta	Oct. 24, 2004
4 Derrick Blaylock vs. Atlanta	Oct. 24, 2004
4 Larry Johnson vs. Seattle	Oct. 29, 2006

3 37 times;

Last, Kareem Hunt at New England Sept. 7, 2017

Most Consecutive Games Scoring Touchdowns

11 Priest Holmes	2002
9 Larry Johnson	2006
8 Priest Holmes	2003-04
8 Larry Johnson	2004-05
7 Marcus Allen	1993
7 Priest Holmes	2004-05
7 Larry Johnson	2005
7 Dwayne Bowe	2010
7 Jamaal Charles	2013

Most Points After TD Attempted, Career

483 Nick Lowery	1980-93
409 Jan Stenerud	1967-79
164 Pete Stoyanovich	1996-00
160 Ryan Succop	2009-13
149 Tommy Brooker	1962-66

Most Points After TD Attempted, Season

60 Lawrence Tynes	2004
59 Morten Andersen	2003
52 Ryan Succop	2013
51 Morten Andersen	2002
46 Tommy Brooker	1964

Most Points After TD Attempted, Game

8 Tommy Brooker at Denver	Sept. 7, 1963
8 Mike Mercer at Denver	Oct. 23, 1966
8 Lawrence Tynes vs. Atlanta	Oct. 24, 2004
8 Ryan Succop at Oakland	Dec. 15, 2013

Most Points After TD Made, Career

479 Nick Lowery	1980-93
394 Jan Stenerud	1967-79
163 Pete Stoyanovich	1996-00
160 Ryan Succop	2009-13
149 Tommy Brooker	1962-66

Most Points After TD Made, Season

58 Morten Andersen	2003
58 Lawrence Tynes	2004
52 Ryan Succop	2013
51 Morten Andersen	2002
46 Tommy Brooker	1964

Most Points After TD Made, Game

8 Tommy Brooker at Denver	Sept. 7, 1963
8 Mike Mercer at Denver	Oct. 23, 1966
8 Lawrence Tynes vs. Atlanta	Oct. 24, 2004
8 Ryan Succop at Oakland	Dec. 15, 2013
7 Cotton Davidson vs. Denver	Dec. 10, 1961
7 T. Brooker at N.Y. Titans	Nov. 11, 1962
7 Jack Spikes vs. Denver	Dec. 8, 1963
7 Tommy Brooker vs. Houston	Nov. 28, 1965
7 Morten Andersen vs. Arizona	Dec. 1, 2002
7 Morten Andersen vs. St. Louis	Dec. 8, 2002
7 Lawrence Tynes at Tennessee	Dec. 13, 2004

Most Consecutive Points After TD

197 Nick Lowery	1983-89
-----------------	---------

160 Ryan Succop	2009-13
155 Jan Stenerud	1968-73
149 Tommy Brooker	1962-66

Highest Point After Percentage, Career (100 PATs)

100.00 Ryan Succop (160-160)	2009-13
100.00 Tommy Brooker (149-149)	1962-66
99.39 Pete Stoyanovich (163-164)	1996-00
99.17 Nick Lowery (479-483)	1980-93
99.09 Morten Andersen (109-110)	2002-03
97.16 Lawrence Tynes (137-141)	2004-06

Most Field Goals Attempted, Career

436 Jan Stenerud	1967-79
410 Nick Lowery	1980-93
147 Ryan Succop	2009-13
115 Pete Stoyanovich	1996-00
104 Cairo Santos	2014-17

Most Field Goals Attempted, Season

44 Jan Stenerud	1971
42 Jan Stenerud	1970
40 Jan Stenerud	1968

Most Field Goals Attempted, Game

7 Cairo Santos at Cincinnati	October 4, 2015
7 Jan Stenerud vs. Buffalo	Dec. 19, 1971
6 Tommy Brooker vs. San Diego	Dec. 16, 1962
6 Jan Stenerud	6 times
Last; at Washington	Oct. 10, 1976
6 Todd Peterson vs. Denver	Dec. 16, 2001
6 Ryan Succop at New Orleans	Sept. 23, 2012

Most Seasons Leading League, Field Goals Made

3 Jan Stenerud	1967, '70, '75
----------------	----------------

Most Field Goals Made, Career

329 Nick Lowery	1980-93
279 Jan Stenerud	1967-79
119 Ryan Succop	2009-13
93 Pete Stoyanovich	1996-00
88 Cairo Santos	2014-17

Most Field Goals Made, Season

34 Nick Lowery	1990
31 Cairo Santos	2016
30 Jan Stenerud	1968, '70
Cairo Santos	2015
28 Ryan Succop	2012
27 Jan Stenerud	1969
27 Nick Lowery	1988
27 Pete Stoyanovich	1998
27 Todd Peterson	2001
27 Lawrence Tynes	2005

Most Field Goals Made, Rookie, Season

25 Ryan Succop	2009
25 Cairo Santos	2014
21 Jan Stenerud	1967
13 Jack Spikes	1960
12 Tommy Brooker	1962

Most Field Goals Made, Game

7 Cairo Santos at Cincinnati	Oct. 5, 2015
6 Ryan Succop at New Orleans	Sept. 23, 2012
5 Jan Stenerud	3 times
Last; vs. Buffalo	Dec. 19, 1971
5 Nick Lowery	4 times
Last; vs. Denver	Sept. 20, 1993
5 Ryan Succop vs. Minnesota	Oct. 2, 2011
5 Cairo Santos at Denver	Nov. 15, 2015
4 Tommy Brooker vs. San Diego	Dec. 16, 1962

4 Mike Mercer at N.Y. Jets	Nov. 27, 1966
4 Lin Elliott vs. Seattle	Dec. 24, 1995
4 Jan Stenerud	10 times
4 Nick Lowery	8 times
4 Pete Stoyanovich	2 times
4 Todd Peterson vs. Denver	Dec. 16, 2001
4 Lawrence Tynes	2 times
Last; vs. Denver	Nov. 23, 2006
4 Nick Novak vs. Denver	Sept. 28, 2008
4 Ryan Succop	4 times
Last; at Tennessee	Oct. 6, 2013
4 Cairo Santos	5 times
Last; at Carolina	Nov. 13, 2016

Most Consecutive Games Scoring Field Goals

16 Jan Stenerud	1969-70
15 Lawrence Tynes	2004-05
12 Pete Stoyanovich	1997-98
11 Jan Stenerud	1968-69
11 Jan Stenerud	1971-72
11 Nick Lowery	1985-86
11 Morten Andersen	2002

Most Consecutive Field Goals Made

22 Pete Stoyanovich	1997-98
22 Ryan Succop	2011
21 Nick Lowery	1990
21 Nick Lowery	1991
16 Jan Stenerud	1969
15 Nick Lowery	1992-93
15 Morten Anderson	2002
15 Ryan Succop	2009-10

Longest Field Goal

58 Nick Lowery at Washington	Sept. 18, 1983
58 Nick Lowery vs. L.A. Raiders	Sept. 12, 1985
57 Nick Lowery vs. Seattle	Sept. 14, 1980
55 Jan Stenerud at Denver	Oct. 4, 1970
54 Jan Stenerud at Houston	Sept. 9, 1967
54 Jan Stenerud at Denver	Oct. 5, 1969
54 Jan Stenerud at San Francisco	Dec. 6, 1971
54 Nick Lowery vs. L.A. Raiders	Nov. 6, 1983
54 Nick Lowery at Detroit	Nov. 26, 1987
54 Pete Stoyanovich vs. Denver	Nov. 16, 1997
54 Ryan Succop vs. Minnesota	Oct. 2, 2011
54 Cairo Santos at Houston	Sept. 18, 2016

Highest Field Goal Percentage, Career (100 Attempts)

84.6 Cairo Santos (88-104)	2014-17
81.0 Ryan Succop (119-147)	2009-13
80.9 Pete Stoyanovich (93-115)	1996-00
80.2 Nick Lowery (329-410)	1980-93
64.0 Jan Stenerud (279-436)	1967-79

Highest Field Goal Percentage, Season

96.3 Pete Stoyanovich (26-27)	1997
91.9 Nick Lowery (34-37)	1990
91.6 Nick Lowery (22-24)	1992
88.9 Nick Lowery (24-27)	1985
88.6 Cairo Santos (31-35)	2016
86.2 Ryan Succop (25-29)	2009

Highest Field Goal Percentage, Career At Arrowhead

88.1 Pete Stoyanovich (52-59)	1996-00
85.6 Nick Lowery (179-209)	1980-93
82.4 Ryan Succop (61-74)	2009-13
79.2 Cairo Santos (38-48)	2014-17
77.3 Lawrence Tynes (34-44)	2004-06

58.6 Jan Stenerud (75-128) 1972-79

Attempts Less Than 40 Yards, Season (15 Attempts)

23-26 Cairo Santos	2016
21-21 Nick Lowery	1991
20-20 Pete Stoyanovich	1998
16-20 Ryan Succop	2012
17-18 Cairo Santos	2014
17-18 Cairo Santos	2015
17-17 Ryan Succop	2009
16-16 Morten Andersen	2002
15-16 Ryan Succop	2013
14-15 Ryan Succop	2011

Most Field Goals, No Misses, Game

7 Cairo Santos at Cincinnati	Oct. 4, 2015
6 Ryan Succop at New Orleans	Sept. 23, 2012
5 Jan Stenerud at Buffalo	Nov. 2, 1969
5 Jan Stenerud vs. Buffalo	Dec. 7, 1969
5 Nick Lowery vs. L.A. Raiders	Sept. 12, 1985
5 Nick Lowery at Chicago	Dec. 29, 1990
5 Nick Lowery vs. Denver	Sept. 20, 1993
5 Ryan Succop vs. Minnesota	Oct. 2, 2011

Most Field Goals, 50 or More Yards, Career

20 Nick Lowery	1980-93
12 Jan Stenerud	1967-79
9 Ryan Succop	2009-13
7 Cairo Santos	2014-16
6 Lawrence Tynes	2004-06
5 Pete Stoyanovich	1996-99

Most Field Goals, 50 or More Yards, Season

4 Nick Lowery	1980
4 Cairo Santos	2015
3 Nick Lowery	1985, '88
3 Ryan Succop	2011
2 Pete Stoyanovich	1997, '98
2 Lawrence Tynes	2004, 2005, 2006
2 Ryan Succop	2009, '12
2 Cairo Santos	2016

Most Field Goals, 50 or More Yards, Game

2 Nick Lowery vs. Seattle	Sept. 14, 1980
2 Nick Lowery at New Orleans	Sept. 8, 1985
2 Nick Lowery at Detroit	Nov. 26, 1987
2 Lawrence Tynes at Miami	Oct. 21, 2005
2 Ryan Succop vs. Minnesota	Oct. 2, 2011
2 Cairo Santos at Cincinnati	Oct. 4, 2015

Most Defensive Touchdowns, Career

8 Bobby Bell (6 INTs, 2 FRs)	1963-74
5 Emmitt Thomas (5 INTs)	1966-78
5 Jim Kearney (5 INTs)	1967-75
5 Eric Berry (5 INTs)	2010-16
4 Lloyd Burruss (4 INTs)	1981-91
4 Derrick Thomas (4 FRs)	1989-99
4 James Hasty (3 INTs, 1 FR)	1995-99
4 Derrick Johnson (4 INTs)	2005-16

Most Defensive Touchdowns, Season

4 Jim Kearney (4 INTs)	1972
3 David Webster (2 INTs, 1 FR)	1960
3 Lloyd Burruss (3 INTs)	1986
3 Charles Mincy (2 INTs, 1 FR)	1992
3 Mark McMillian (3 INTs)	1997

Most Defensive Touchdowns, Game

2 Jim Kearney at Denver	Oct. 1, 1972
2 Lloyd Burruss vs. San Diego	Oct. 19, 1986
2 Cris Dishman at Oakland	Nov. 28, 1999
2 Derrick Johnson at Denver	Jan. 3, 2010

Most Special Teams Touchdowns, Career

11 Dante Hall (5 PRs, 6 KORs)	2000-06
8 Tamarick Vanover (4 PRs, 4 KORs)	1995-99
4 J.T. Smith (4 PRs)	1978-84
3 Dexter McCluster (3 PRs)	2010-13
3 Tyreek Hill (2 PRs, 1 KOR)	2016
2 Five players tied	

Most Special Teams Touchdowns, Season

4 Dante Hall (2 PRs, 2 KRs)	2003
3 Tamarick Vanover (2 KRs, 1 PR)	1995
3 Dante Hall (2 PRs, 1 KR)	2002
3 Tyreek Hill (2 PRs, 1 KR)	2016
2 J.T. Smith (2 PRs)	1979
2 J.T. Smith (2 PRs)	1980
2 Paul Palmer (2 KRs)	1987
2 Dale Carter (2 PRs)	1992
2 Dante Hall (2 KRs)	2004
2 Dexter McCluster (2 PRs)	2013

Most Safeties, Career

3 Derrick Thomas	1989-98
2 Bill Maas	1984-92
2 Dan Saleaumua	1989-96
2 Joe Phillips	1992-97
1 Buck Buchanan	1963-75
1 Willie Lanier	1967-77
1 John Lohmeyer	1973, '75-77
1 Ed Beckman	1977-84
1 Dino Hackett	1986-92
1 Albert Lewis	1983-93
1 Rob McGovern	1989-90
1 Bernard Pollard	2006-08
1 Tamba Hali	2006-16
1 Justin Houston	2011-16
1 D.J. Alexander	2015-16

Most Safeties, Season

1 Buck Buchanan	1968
1 Willie Lanier	1974
1 John Lohmeyer	1976
1 Ed Beckman	1978
1 Dino Hackett	1988
1 Albert Lewis	1988
1 Bill Maas	1988, '90
1 Rob McGovern	1989
1 Dan Saleaumua	1991, '96
1 Derrick Thomas	1994, '97, '98
1 Joe Phillips	1997
1 Bernard Pollard	2007
1 Tamba Hali	2009
1 Justin Houston	2012
1 D.J. Alexander	2015

Most Two-Point Conversions, Career

3 Tony Gonzalez	1997-08
3 Travis Kelce	2013-16
2 Bo Dickinson	1960-61
2 Curtis McClinton	1962-69
2 Jerrel Wilson	1963-77
2 Reg Carolan	1964-68
2 Trent Green	2001-06
2 Eddie Kennison	2001-07

Most Two-Point Conversions, Season

2 Bo Dickinson	1961
2 Travis Kelce	2015

Most Two-Point Conversion Passes, Career

8 Len Dawson	1962-75
4 Trent Green	2001-06
4 Alex Smith	2013-16
2 Randy Duncan	1961
2 Elvis Grbac	1997-00

Rushing

Most Seasons Leading League in Rushing

1 Abner Haynes	1960
1 Christian Okoye	1989
1 Priest Holmes	2001

Most Rushing Attempts, Career

1,375 Larry Johnson	2003-09
1,332 Jamaal Charles	2008-16
1,321 Priest Holmes	2001-07
1,246 Christian Okoye	1987-92
1,157 Ed Podolak	1969-77

Most Rushing Attempts, Season

*416 Larry Johnson	2006
370 Christian Okoye	1989
336 Larry Johnson	2005
327 Priest Holmes	2001
320 Priest Holmes	2003
*NFL RECORD	

Most Rushing Attempts, Consecutive Seasons

752 Larry Johnson (336, 416)	2005-06
640 Priest Holmes (327, 313)	2001-02
633 Priest Holmes (313, 320)	2002-03
615 Christian Okoye (370, 245)	1989-90
574 Larry Johnson (416, 158)	2006-07

Most Rushing Attempts, Rookie, Season

234 Joe Delaney	1981
174 Robert Holmes	1968
157 Christian Okoye	1987
156 Abner Haynes	1960
147 Mike Garrett	1966

Most Rushing Attempts, Game

39 Larry Johnson vs. Seattle	Oct. 29, 2006
38 Christian Okoye at Green Bay	Dec. 10, 1989
37 Christian Okoye vs. Seattle	Nov. 5, 1989
36 Larry Johnson at Houston	Nov. 20, 2005
35 Barry Word vs. L.A. Raiders	Dec. 22, 1991

Most Rushing Yards, Career

7,260 Jamaal Charles	2008-16
6,070 Priest Holmes	2001-07
6,015 Larry Johnson	2003-09
4,897 Christian Okoye	1987-92
4,451 Ed Podolak	1969-77

Most Rushing Yards, Season (All 1,000+)

1,789 Larry Johnson	2006
1,750 Larry Johnson	2005
1,615 Priest Holmes	2002
1,555 Priest Holmes	2001
1,509 Jamaal Charles	2012
1,480 Christian Okoye	1989

1,467 Jamaal Charles	2010
1,420 Priest Holmes	2003
1,287 Jamaal Charles	2013
1,121 Joe Delaney	1981
1,120 Jamaal Charles	2009
1,087 Mike Garrett	1967
1,053 Tony Reed	1978
1,049 Abner Haynes	1962
1,031 Christian Okoye	1991
1,015 Barry Word	1990

Most Rushing Yards, Consecutive Seasons

3,539 Larry Johnson (1,750, 1,789)	2005-06
3,170 Priest Holmes (1,555, 1,615)	2001-02
3,035 Priest Holmes (1,615, 1,420)	2002-03
2,796 Jamaal Charles (1,509, 1,287)	2012-13
2,348 Larry Johnson (1,789, 559)	2006-07

Most Rushing Yards, Rookie, Season

1,121 Joe Delaney	1981
875 Abner Haynes	1960
866 Robert Holmes	1968
801 Mike Garrett	1966
660 Christian Okoye	1987
604 Curtis McClinton	1962

Most Rushing Yards, Game (All 200+)

259 Jamaal Charles at Denver	Jan. 3, 2010
233 Jamaal Charles at New Orleans	Sept. 23, 2012
226 Jamaal Charles vs. Indianapolis	Dec. 23, 2012
211 Larry Johnson at Houston	Nov. 20, 2005
201 Larry Johnson vs. Cincinnati	Jan. 1, 2006
200 Barry Word at Detroit	Oct. 14, 1990

Most Rushing Yards, Rookie, Game (All 150+)

193 Joe Delaney vs. Houston	Nov. 15, 1981
161 Mike Garrett at San Diego	Dec. 18, 1966
158 Robert Holmes at Cincinnati	Nov. 10, 1968
157 Abner Haynes at N.Y. Titans	Nov. 24, 1960
150 Kolby Smith vs. Oakland	Nov. 25, 2007

Most Rushing Yards, Consecutive Games (All 300+)

361 (102, 259) J. Charles	Dec. 27, 2009 - Jan. 3, 2010
343 (132, 211) Larry Johnson	Nov. 13-20, 2005
332 (131, 201) L. Johnson	Dec. 24, 2005 - Jan. 1, 2006
330 (211, 119) Larry Johnson	Nov. 20-27, 2005
327 (155, 172) Larry Johnson	Oct. 29 - Nov. 5, 2006
321 (233, 88) Jamaal Charles	Sept. 23-30, 2012
319 (121, 198) Larry Johnson	Sept. 21-28, 2008
311 (154, 157) Larry Johnson	Nov. 19-23, 2006
310 (197, 113) Priest Holmes	Nov. 24 - Dec. 1, 2002
310 (143, 167) Larry Johnson	Dec. 11-17, 2005
301 (104, 197) Priest Holmes	Nov. 17-24, 2002

Most Rushing Yards vs. One Opponent, Season

315 (56, 259) Jamaal Charles vs. Denver	2009
289 (154, 135) Larry Johnson vs. Oakland	2006
283 (126, 157) Larry Johnson vs. Denver	2006
282 (156, 126) Christian Okoye vs. Seattle	1989
274 (113, 161) Priest Holmes vs. Denver	2002

Most Games, 100 or More Rushing Yards, Career

30 Larry Johnson	2003-09
24 Priest Holmes	2001-07
23 Jamaal Charles	2008-16
14 Christian Okoye	1987-92
13 Abner Haynes	1960-65

Most Games, 100 or More Rushing Yards, Season

11	Larry Johnson	2006
10	Larry Johnson	2005
9	Priest Holmes	2002
8	Christian Okoye	1989
7	Priest Holmes	2001
7	Jamaal Charles	2012

Most Consecutive Games, 100 or More Rushing Yards

9	Larry Johnson	Nov. 6, 2005 - Jan. 1, 2006
5	Priest Holmes	Nov. 17 - Dec. 15, 2002
4	Larry Johnson	Nov. 19 - Dec. 10, 2006
4	Jamaal Charles	Dec. 13, 2009 - Jan. 3 2010
3	Joe Delaney	Oct. 4 - Oct. 18, 1981
3	Christian Okoye	Sept. 24 - Oct. 8, 1989
3	Christian Okoye	Oct. 22 - Nov. 5, 1989
3	Larry Johnson	Dec. 5 - Dec. 19, 2004
3	Larry Johnson	Oct. 22 - Nov. 5, 2006
3	Jamaal Charles	Nov. 25 - Dec. 9, 2012

Longest Run From Scrimmage

91 (TD)	Jamaal Charles	Sept. 23, 2012
86 (TD)	Jamaal Charles	Dec. 23, 2012
84 (TD)	Ted McKnight at Seattle	Sept. 30, 1979
82 (TD)	Joe Delaney vs. Denver	Oct. 18, 1981
82 (TD)	Derrick Alexander vs. Pittsburgh	Dec. 12, 1999
80 (TD)	Abner Haynes at N.Y. Jets	Nov. 29, 1964
80 (TD)	Warren McVea vs. Cincinnati	Oct. 26, 1969
80	Jamaal Charles at St. Louis	Dec. 19, 2010
80 (TD)	Jamaal Charles at Cleveland	Dec. 9, 2012

Most Rushing Yards, QB, Career

1,341	Alex Smith	2013-17
1,253	Len Dawson	1962-75
712	Steve Fuller	1979-82
692	Trent Green	2001-06
682	Mike Livingston	1968-79

Most Rushing Yards, QB, Season

498	Alex Smith	2015
431	Alex Smith	2013
386	Tyler Thigpen	2008
274	Steve Fuller	1980
272	Len Dawson	1963
264	Steve Fuller	1979

Most 10+ Yard Rushes, Career

196	Jamaal Charles	2008-16
190	Priest Holmes	2001-07
137	Larry Johnson	2003-09
71	Marcus Allen	1993-97
63	Kimble Anders	1991-00

Most 10+ Yard Rushes, Season

53	Priest Holmes	2002
52	Priest Holmes	2001
49	Larry Johnson	2006
47	Larry Johnson	2005
45	Jamaal Charles	2010

Most 10+ Yard Rushes, Game

10	Priest Holmes at Oakland	Dec. 9, 2001
9	Priest Holmes at Seattle	Nov. 24, 2002
7	Larry Johnson at N.Y. Giants	Dec. 17, 2005
7	Jamaal Charles vs. Buffalo	Oct. 31, 2010

Highest Rushing Average, Career (400 attempts)

5.45	Jamaal Charles (1,332-7,260)	2008-16
------	------------------------------	---------

4.80	Abner Haynes (794-3,814)	1960-64
4.60	Priest Holmes (1,321-6,070)	2001-07
4.57	Kimble Anders (495-2,261)	1991-00
4.44	Ted McKnight (528-2,344)	1977-81

Highest Rushing Average, Season (100 attempts)

6.38	Jamaal Charles (230-1,467)	2010
6.03	Ted McKnight (104-627)	1978
5.89	Jamaal Charles (190-1,120)	2009
5.61	Abner Haynes (156-875)	1960
5.49	Mack Lee Hill (105-576)	1964

Highest Rushing Average, Game (10 attempts)

14.27	A. Haynes at N.Y. Titans (11-157)	Nov. 24, 1960
12.25	T. McKnight at Seattle (12-147)	Sept. 30, 1979
11.58	E. Podolak vs. Denver (12-139)	Dec. 6, 1970
11.45	J. Charles at St. Louis (11-126)	Dec. 19, 2010
11.29	A. Haynes vs. Oakland (14-158)	Nov. 26, 1961

Most Rushing Touchdowns, Career

76	Priest Holmes	2001-07
55	Larry Johnson	2003-09
44	Marcus Allen	1993-97
43	Jamaal Charles	2008-16
40	Christian Okoye	1987-92
39	Abner Haynes	1960-65

Most Rushing Touchdowns, QB, Career

9	Len Dawson	1962-75
	Alex Smith	2013-17
7	Mike Livingston	1968-79
6	Pete Beathard	1964-73
	Rich Gannon	1995-98

Most Rushing Touchdowns, Season

27	Priest Holmes	2003
21	Priest Holmes	2002
20	Larry Johnson	2005
17	Larry Johnson	2006
14	Priest Holmes	2004

Most Rushing Touchdowns, Consecutive Seasons

48	Priest Holmes (21, 27)	2002-03
41	Priest Holmes (27, 14)	2003-04
37	Larry Johnson (20, 17)	2005-06
29	Priest Holmes (8, 21)	2001-02
29	Larry Johnson (9, 20)	2004-05

Most Rushing Touchdowns, Rookie, Season

10	Billy Jackson	1981
9	Abner Haynes	1960
7	Robert Holmes	1968
6	Mike Garrett	1966
5	Jack Spikes	1960
5	Tony Reed	1977

Most Rushing Touchdowns, Game

4	Abner Haynes vs. Oakland	Nov. 26, 1961
4	Priest Holmes at Cleveland	Sept. 8, 2002
4	Priest Holmes vs. Atlanta	Oct. 24, 2004
4	Derrick Blaylock vs. Atlanta	Oct. 24, 2004
3	Jack Spikes vs. Houston	Oct. 1, 1961
3	Abner Haynes vs. Boston	Sept. 8, 1962
3	Bert Coan at Denver	Oct. 23, 1966
3	Ed Podolak at Detroit	Nov. 25, 1971
3	Ed Podolak vs. Cleveland	Dec. 12, 1976
3	Billy Jackson at Oakland	Oct. 25, 1981
3	Marcus Allen at Seattle	Dec. 5, 1993
3	Donnell Bennett at Philadelphia	Sept. 27, 1998
3	Bam Morris at San Diego	Nov. 22, 1998

3 Priest Holmes vs. Denver	Oct. 20, 2002
3 Priest Holmes vs. Pittsburgh	Sept. 14, 2003
3 Priest Holmes vs. Buffalo	Oct. 26, 2003
3 Priest Holmes vs. Detroit	Dec. 14, 2003
3 Priest Holmes at Minnesota	Dec. 20, 2003
3 Priest Holmes at Denver	Sept. 12, 2004
3 Priest Holmes vs. Indianapolis	Oct. 31, 2004
3 Larry Johnson at Dallas	Dec. 11, 2005
3 Larry Johnson vs. Cincinnati	Jan. 1, 2006
3 Larry Johnson vs. Seattle	Oct. 29, 2006
3 Larry Johnson vs. Jacksonville	Dec. 31, 2006
3 Jamaal Charles at Green Bay	Sept. 28, 2015

Most Rushing Touchdowns, Consecutive Games

7 Priest Holmes	Oct. 24-31, 2004
6 Priest Holmes	Dec. 14-20, 2003
5 Priest Holmes	5 times
	Last; Dec. 20-28, 2003
5 Larry Johnson	3 times
	Last; Oct. 22-29, 2006

Most Consecutive Games With Rushing Touchdown

11 Priest Holmes	Sept. 22 - Dec. 8, 2002
8 Priest Holmes	Nov. 23, 2003 - Sept. 19, 2004
8 Larry Johnson	Nov. 28, 2004 - Sept. 18, 2005
7 Larry Johnson	Nov. 20, 2005 - Jan. 1, 2006
7 Larry Johnson	Oct. 15 - Nov. 23, 2006

Most Rushing Touchdowns, QB, Season

5 Steve Bono	1995
Alex Smith	2016
4 Pete Beathard	1965
Steve Fuller	1980
3 Five Players Tied	

Passing

Most Seasons Leading League in Passing

4 Len Dawson	1962, 1964, 1966, 1968
--------------	------------------------

Highest Passer Rating Career (1,000 attempts)

93.5 Alex Smith	2013-17
87.3 Trent Green	2001-06
83.2 Len Dawson	1962-75
81.8 Steve DeBerg	1988-91
80.6 Elvis Grbac	1997-00

Highest Passer Rating, Season (200 attempts)

101.9 Len Dawson	1966
98.8 Len Dawson	1968
98.4 Len Dawson	1962
98.0 Damon Huard	2006
96.3 Steve DeBerg	1990

Highest Passer Rating, Rookie, Season

112.3 Todd Blackledge	1983
66.9 Hunter Enis	1960
55.8 Steve Fuller	1979

Highest Passer Rating, Game (20 attempts)

158.3 Trent Green vs. Detroit	Dec. 14, 2003
158.3 Alex Smith at Oakland	Dec. 15, 2013
156.6 Steve Bono at Seattle	Sept. 3, 1995
154.3 Trent Green at Washington	Sept. 30, 2001
148.6 Alex Smith at New England	Sept. 7, 2017
147.6 Bill Kenney at San Diego	Dec. 16, 1984
146.0 Joe Montana at Tampa Bay	Sept. 5, 1993

Most 100.0+ Passer Rating Games, Career

30 Len Dawson	1962-75
---------------	---------

27 Trent Green	2001-06
22 Alex Smith	2013-17
19 Steve DeBerg	1988-91
14 Bill Kenney	1980-88

Most Passes Attempted, Career

3,696 Len Dawson	1962-75
2,777 Trent Green	2001-06
2,430 Bill Kenney	1979-88
1,994 Alex Smith	2013-17
1,751 Mike Livingston	1968-79
1,616 Steve DeBerg	1988-91

Most Passes Attempted, Season (All 500+)

603 Bill Kenney	1983
556 Trent Green	2004
547 Elvis Grbac	2000
523 Trent Green	2001
523 Trent Green	2003
520 Steve Bono	1995
508 Alex Smith	2013
507 Trent Green	2005

Most Passes Attempted, Consecutive Seasons

1,079 Trent Green (523, 556)	2003-04
1,063 Trent Green (556, 507)	2004-05
1,046 Elvis Grbac (499, 547)	1999-00
993 Trent Green (523, 470)	2001-02
993 Trent Green (470, 523)	2002-03

Most Passes Attempted, Rookie, Season

270 Steve Fuller	1979
54 Hunter Enis	1960
34 Todd Blackledge	1983

Most Passes Attempted, Game (All 50+)

55 Joe Montana at San Diego	Oct. 9, 1994
55 Steve Bono at Miami	Dec. 12, 1994
54 Joe Montana at Denver	Oct. 17, 1994
54 Steve Bono at San Diego	Sept. 29, 1996
53 Elvis Grbac at Oakland	Nov. 5, 2000
53 Trent Green at San Diego	Jan. 2, 2005
53 Matt Cassel at Denver	Nov. 14, 2010
52 Bill Kenney at Denver	Oct. 30, 1983
50 Bill Kenney vs. Buffalo	Nov. 30, 1986
50 Steve DeBerg at Cleveland	Nov. 24, 1991
50 Rich Gannon at Jacksonville	Nov. 9, 1997
50 Alex Smith at Pittsburgh	Oct. 2, 2016

Most Passes Completed, Career

2,115 Len Dawson	1962-75
1,720 Trent Green	2001-06
1,330 Bill Kenney	1979-88
1,295 Alex Smith	2013-17
934 Steve DeBerg	1988-91
912 Mike Livingston	1968-79

Most Passes Completed, Season (All 300+)

369 Trent Green (556 att.)	2004
346 Bill Kenney (603 att.)	1983
330 Trent Green (523 att.)	2003
328 Alex Smith (461 att.)	2016
326 Elvis Grbac (547 att.)	2000
317 Trent Green (507 att.)	2005
308 Alex Smith (508 att.)	2013
307 Alex Smith (470 att.)	2015
303 Alex Smith (464 att.)	2014

Most Passes Completed, Consecutive Seasons (All

600+

699 Trent Green (330, 369)	2003-04
686 Trent Green (369, 317)	2004-05
635 Alex Smith (307, 328)	2015-16
620 Elvis Grbac (294, 326)	1999-00
617 Trent Green (287, 330)	2002-03
611 Alex Smith (308, 303)	2013-14
610 Alex Smith (303, 307)	2014-15

Most Passes Completed, Rookie, Season

146 Steve Fuller	1979
30 Hunter Enis	1960
20 Todd Blackledge	1983

Most Passes Completed, Game (All 30+)

39 Elvis Grbac at Oakland	Nov. 5, 2000
37 Joe Montana at San Diego	Oct. 9, 1994
34 Joe Montana at Denver	Oct. 17, 1994
34 Trent Green at Denver	Dec. 7, 2003
34 Alex Smith vs. San Diego	Sept. 11, 2016
33 Steve Bono at Miami	Dec. 12, 1994
33 Trent Green at San Diego	Jan. 2, 2005
33 Matt Cassel at Denver	Nov. 14, 2010
32 Trent Green at Tampa Bay	Nov. 7, 2004
32 Trent Green vs. Oakland	Dec. 25, 2004
31 Bill Kenney at San Diego	Dec. 11, 1983
31 Elvis Grbac vs. Carolina	Dec. 10, 2000
31 Trent Green at San Diego	Oct. 30, 2005
31 Alex Smith at Pittsburgh	Dec. 21, 2014
31 Alex Smith at Cincinnati	Oct. 4, 2015
30 Steve DeBerg vs. Cleveland	Nov. 24, 1991
30 Elvis Grbac vs. Seattle	Nov. 21, 1999
30 Alex Smith at Pittsburgh	Oct. 2, 2016

Most Consecutive Passes Completed

15 Len Dawson at Houston	Sept. 9, 1967
15 Bill Kenney vs. San Diego (13) at Washington (2)	Sept. 12, 1983 Sept. 18, 1983
15 Alex Smith at Oakland	Oct. 16, 2016
15 Alex Smith at Atlanta	Dec. 4, 2016
14 Trent Green vs. Indianapolis	Oct. 31, 2004

Most Seasons Leading League

*8 Len Dawson	1962, '64-69, '75
*NFL RECORD	

Most Consecutive Seasons Leading League

*6 Len Dawson	1964-69
*NFL RECORD	

Highest Completion Percentage, Career (1,000 attempts)

64.94 Alex Smith (1,994-1,295)	2013-17
61.94 Trent Green (1,777-1,720)	2001-06
57.97 Steve DeBerg (1,616-934)	1988-91
57.94 Elvis Grbac (1,548-897)	1997-00
57.35 Matt Cassel (1,489-854)	2009-12

Highest Completion Percentage, Season (100 attempts)

67.08 Alex Smith (489-328)	2016
66.43 Len Dawson (140-93)	1975
66.37 Trent Green (556-369)	2004
65.32 Alex Smith (470-307)	2015
65.30 Alex Smith (464-303)	2014
63.09 Trent Green (523-330)	2003
62.52 Trent Green (507-317)	2005
62.05 Damon Huard (206-332)	2007

Highest Completion Percentage, Rookie, Season

58.82 Todd Blackledge (34-20)	1983
55.56 Hunter Enis (54-30)	1960
54.07 Steve Fuller (270-146)	1979

Highest Completion Percentage, Game (20 attempts)

86.36 A. Smith at Oakland (22-19)	Oct. 16, 2016
86.21 A. Smith vs. St. Louis (29-25)	Oct. 26, 2014
85.00 A. Smith at Oakland (20-17)	Dec. 15, 2013
84.00 A. Smith at Baltimore (25-21)	Dec. 20, 2015
84.00 A. Smith at Atlanta (25-21)	Dec. 4, 2016

Most Passing Yards, Career (All 10,000+)

28,507 Len Dawson	1962-75
21,459 Trent Green	2001-06
17,277 Bill Kenney	1979-88
14,185 Alex Smith	2013-17
11,873 Steve DeBerg	1988-91
11,295 Mike Livingston	1968-79
10,642 Elvis Grbac	1997-00

Most Passing Yards, Season (All 4,000+)

4,591 Trent Green	2004
4,348 Bill Kenney	1983
4,169 Elvis Grbac	2000
4,039 Trent Green	2003
4,014 Trent Green	2005

Most Passing Yards, Consecutive Seasons

8,630 Trent Green (4,039, 4,591)	2003-04
8,605 Trent Green (4,591, 4,014)	2004-05
7,729 Trent Green (3,690, 4,039)	2002-03
7,558 Elvis Grbac (3,389, 4,169)	1999-00
7,473 Trent Green (3,783, 3,690)	2001-02

Most Passing Yards, Rookie, Season

1,484 Steve Fuller	1979
357 Hunter Enis	1960
259 Todd Blackledge	1983

Most Passing Yards, Game (All 400+)

504 Elvis Grbac at Oakland	Nov. 5, 2000
469 Matt Cassel at Denver	Nov. 14, 2010
435 Len Dawson vs. Denver	Nov. 1, 1964
411 Bill Kenney at San Diego	Dec. 11, 1983
400 Trent Green at Green Bay	Oct. 12, 2003

Most Games, 300 Yards Passing, Career

24 Trent Green	2001-06
15 Bill Kenney	1979-88
9 Len Dawson	1962-75
7 Elvis Grbac	1997-00
5 Steve DeBerg	1988-91

Most Games, 300 Yards Passing, Season

8 Trent Green	2004
7 Bill Kenney	1983
5 Elvis Grbac	2000
5 Trent Green	2003

Most Consecutive Games, 300 Yards Passing, Season

4 Bill Kenney	1983
4 Trent Green	2004
3 Elvis Grbac	2000
2 Joe Montana	1994
2 Steve Bono	1994
2 Trent Green	2001

2 Trent Green	2002
2 Trent Green	2003

Long Pass Completion (All TDs)

*99 Trent Green vs. San Diego (to Marc Boerigter)	Dec. 22, 2002
93 Mike Livingston vs. Miami (to Otis Taylor for 79 yards,lateral to Robert Holmes for 14 yards)	Oct. 19, 1969
92 Len Dawson at Denver (to Tommy Brooker)	Nov. 18, 1962
92 Len Dawson at Oakland (to Gloster Richardson)	Nov. 3, 1968
90 Len Dawson vs. Houston (to Frank Pitts)	Nov. 17, 1968
90 Steve DeBerg vs. San Diego (to J.J. Birden)	Nov. 18, 1990
*NFL RECORD	

Most 20+ Yard Passes, Career

274 Trent Green	2001-06
168 Alex Smith	2013-17
133 Elvis Grbac	1997-00
122 Matt Cassel	2009-12
73 Steve DeBerg	1990-91
68 Joe Montana	1993-94

Most 20+ Yard Passes, Season

59 Trent Green	2004
55 Elvis Grbac	2000
54 Trent Green	2003
51 Trent Green	2001
51 Trent Green	2005

Most 20+ Yard Passes, Game

9 Matt Cassel at Denver	Nov. 14, 2010
7 Dave Krieg at L.A. Raiders	Dec. 6, 1992
7 Rich Gannon at San Diego	Nov. 22, 1998
7 Elvis Grbac at Oakland	Nov. 5, 2000
7 Trent Green at Arizona	Oct. 21, 2001
7 Trent Green vs. Indianapolis	Oct. 31, 2004
6 12 times; Last M. Cassel vs. CLE	Dec.20, 2009

Most Seasons Leading League

3 Len Dawson	1962, '66, '69
--------------	----------------

Highest Passing Average, Career (1,000 attempts)

7.73 Trent Green (2,777-21,459)	2001-06
7.71 Len Dawson (3,696-28,507)	1962-75
7.35 Steve DeBerg (1,616-11,873)	1988-91
7.11 Bill Kenney (2,430-17,277)	1979-88
7.11 Alex Smith (1,994-14,185)	2013-17
6.88 Elvis Grbac (1,548-10,643)	1997-00

Highest Passing Average, Season (Qualifiers)

9.42 Len Dawson (224-2,109)	1968
8.90 Len Dawson (310-2,759)	1962
8.90 Len Dawson (284-2,527)	1966

Highest Passing Average, Game (20 attempts)

15.76 S. DeBerg at New England (21-331)	Dec. 2, 1990
14.35 A. Smith at Oakland (20-287)	Dec. 15, 2013
13.90 T. Green vs. Denver (21-292)	Dec. 16, 2001
12.82 L. Dawson vs. Denver (22-282)	Dec. 19, 1965

Most Seasons Leading League

*4 Len Dawson	1962, '63, '65, '66
*NFL RECORD	

Most Touchdown Passes, Career

237 Len Dawson	1962-75
118 Trent Green	2001-06
105 Bill Kenney	1979-88
81 Alex Smith	2013-17
67 Steve DeBerg	1988-91

Most Touchdown Passes, Season

30 Len Dawson	1964
29 Len Dawson	1962
28 Elvis Grbac	2000
27 Trent Green	2004
27 Matt Cassel	2010
26 Len Dawson	1963, '66
26 Trent Green	2002

Most Touchdown Passes, Consecutive Seasons

56 Len Dawson (26, 30)	1963-64
55 Len Dawson (29, 26)	1962-63
51 Len Dawson (30, 21)	1964-65
51 Trent Green (24, 27)	2003-04
50 Elvis Grbac (22, 28)	1999-00
50 Len Dawson (26, 24)	1966-67
50 Trent Green (26, 24)	2002-03

Most Touchdown Passes, Rookie, Season

6 Steve Fuller	1979
3 Todd Blackledge	1983
1 Hunter Enis	1960

Most Touchdown Passes, Game

6 Len Dawson vs. Denver	Nov. 1, 1964
5 Len Dawson	2 times
Last; vs. Miami	Oct. 8, 1967
5 Elvis Grbac vs. San Diego	Sept. 17, 2000
5 Trent Green vs. Miami	Sept. 29, 2002
5 Alex Smith at Oakland	Dec. 15, 2013
4 Len Dawson	6 times
Last; at Baltimore	Sept. 28, 1970
4 Bill Kenney	4 times
Last; at Chicago	Nov. 1, 1987
4 Trent Green at Cleveland	Dec. 3, 2006
4 Matt Cassel	2 times
Last; at Indianapolis	Oct. 9, 2011
4 Alex Smith	Sept. 7, 2017

Most Consecutive Games, Touchdown Passes

15 Elvis Grbac	Nov. 28, 1999 - Nov. 12, 2000
14 Len Dawson	Oct. 3, 1965 - Oct. 8, 1966
12 Len Dawson	Sept. 8, 1962 - Dec. 2, 1962
12 Trent Green	Nov. 28, 2001 - Oct. 20, 2002

Most Consecutive Passes, None Intercepted

312 Alex Smith	2015
233 Steve DeBerg	1990
202 Rich Gannon	1997-98
162 Matt Cassel	2010
161 Tyler Thigpen	2008
159 Trent Green	2005

Most Passes Had Intercepted, Career

178 Len Dawson	1962-75
86 Bill Kenney	1979-88
85 Trent Green	2001-06
83 Mike Livingston	1968-79
50 Steve DeBerg	1988-91

Most Attempts, No Interceptions, Game (All 40+)

53 Matt Cassel at Denver	Nov. 14, 2010
--------------------------	---------------

47 Trent Green at Denver	Dec. 7, 2003
45 Alex Smith at Cincinnati	Oct. 4, 2015
45 Bill Kenney at L.A. Raiders	Oct. 9, 1983
45 Steve DeBerg at Denver	Sept. 17, 1990
45 Trent Green at Green Bay	Oct. 12, 2003
45 Alex Smith at Denver	Nov. 17, 2013
45 Alex Smith at Pittsburgh	Dec. 21, 2014
44 Alex Smith at Denver	Nov. 27, 2016
43 Bill Kenney at Houston	Oct. 23, 1983
43 Rich Gannon at Denver	Dec. 6, 1998
43 Trent Green at Denver	Dec. 15, 2002
43 Trent Green at San Diego	Oct. 30, 2005
43 Matt Cassel vs. Buffalo	Dec. 13, 2009
42 Trent Green vs. Cleveland	Nov. 9, 2003
42 Trent Green at Cincinnati	Nov. 16, 2003
42 Alex Smith at Denver	Sept. 14, 2014
41 Todd Blackledge vs. Houston	Nov. 11, 1984
41 Steve Bono vs. San Diego	Oct. 9, 1995
41 Rich Gannon vs. Dallas	Dec. 13, 1998
41 Tyler Thigpen at San Diego	Nov. 9, 2008
40 Steve Bono vs. New England	Oct. 15, 1995
40 Elvis Grbac vs. San Diego	Oct. 16, 1997
40 Elvis Grbac vs. Oakland	Oct. 15, 2000
Most Passes Had Intercepted, Season	
24 Trent Green	2001
23 Cotton Davidson	1961
19 Len Dawson	1963
19 Bill Kenney	1983
17 Len Dawson	1962, '67
17 Trent Green	2004
Most Passes Had Intercepted, Rookie, Season	
14 Steve Fuller	1979
2 Hunter Enis	1960
2 Brodie Croyle	2006
1 Tyler Thigpen	2007
0 Todd Blackledge	1983
Most Interceptions, Game	
6 Todd Blackledge vs. L.A. Rams	Oct. 20, 1985
5 Cotton Davidson at Houston	Oct. 16, 1960
5 Len Dawson vs. Oakland	Nov. 23, 1969
5 Mike Livingston vs. Pittsburgh	Oct. 13, 1974
5 Bill Kenney vs. San Diego	Sept. 20, 1981
5 Steve DeBerg at San Diego	Sept. 24, 1989
Lowest Percentage, Passes Had Intercepted, Career (1,000 att)	
1.40 Alex Smith (1,994-28)	2013-17
2.96 Matt Cassel (1,489-44)	2009-12
3.04 Elvis Grbac (1,548-47)	1997-00
3.09 Steve DeBerg (1,616-50)	1988-91
3.54 Bill Kenney (2,430-85)	1979-88
Lowest Percentage, Passes Had Intercepted, Season (200 att)	
0.41 Damon Huard (244-1)	2006
0.90 Steve DeBerg (444-4)	1990
1.29 Alex Smith (464-6)	2014
1.38 Alex Smith (508-7)	2013
1.49 Alex Smith (470-7)	2015
1.56 Matt Cassel (450-7)	2010
1.64 Alex Smith (489-8)	2016
1.69 Rich Gannon (354-6)	1998
1.83 Joe Montana (493-9)	1994
Times Sacked	
195.0 Bill Kenney	1979-88
173.0 Trent Green	2001-06
164.0 Alex Smith	2013-17
133.0 Mike Livingston	1968-79
120.0 Steve Fuller	1979-82
109.0 Matt Cassel	2009-12

90.0 Len Dawson	1962-75
Times Sacked, Season	
49.0 Steve Fuller	1980
48.0 Dave Krieg	1992
45.0 Alex Smith	2014
45.0 Alex Smith	2015
42.0 Matt Cassel	2009
41.0 Bill Kenney	1983
39.0 Trent Green	2001
39.0 Alex Smith	2013
Times Sacked, Game	
10.0 Steve Fuller vs. Baltimore	Nov. 2, 1980
8.0 Steve Fuller at Pittsburgh	Dec. 5, 1982

Pass Receiving

Most Seasons Leading League

1 MacArthur Lane (66 recs.)	1976
1 Tony Gonzalez (102 recs.)	2004

Most Pass Receptions, Career

916 Tony Gonzalez	1997-08
532 Dwayne Bowe	2007-14
416 Henry Marshall	1976-87
410 Otis Taylor	1965-75
391 Chris Burford	1960-67

Most Seasons, 50 or More Pass Receptions

11 Tony Gonzalez	1998-08
6 Dwayne Bowe	2007-08, 2010-13
5 Kimble Anders	1994-98
5 Eddie Kennison	2002-06
4 Chris Burford	1961, '63-64, '66
4 Otis Taylor	1966-67, '71-72
3 Carlos Carson	1983-84, '87
3 Stephone Paige	1986, '88, '90
3 Derrick Alexander	1998-00
3 Priest Holmes	2001-03
3 Travis Kelce	2014-16

Most Pass Receptions, Season (All 80+)

102 Tony Gonzalez	2004
99 Tony Gonzalez	2007
96 Tony Gonzalez	2008
93 Tony Gonzalez	2000
87 Jeremy Maclin	2015
86 Dwayne Bowe	2008
85 Travis Kelce	2016
81 Dwayne Bowe	2011
80 Carlos Carson	1983

Most Pass Receptions, Consecutive Seasons

195 Tony Gonzalez (99, 96)	2007-08
180 Tony Gonzalez (102, 78)	2004-05
173 Tony Gonzalez (71, 102)	2003-04
172 Tony Gonzalez (73, 99)	2006-07
169 Tony Gonzalez (76, 93)	1999-00

Most Pass Receptions, Game (All 10+)

14 Tony Gonzalez at San Diego	Jan. 2, 2005
13 Dwayne Bowe at Denver	Nov. 14, 2010
13 Dwayne Bowe at Seattle	Nov. 28, 2010
12 Ed Podolak vs. Denver	Oct. 7, 1973
11 Chris Burford at Buffalo	Sept. 22, 1963
11 Emile Harry at Cleveland	Nov. 24, 1991
11 Kimble Anders vs. N.Y. Giants	Sept. 10, 1995
11 Tony Gonzalez at New England	Dec. 4, 2000
11 Dante Hall at Denver	Dec. 7, 2003
11 Tony Gonzalez vs. Oakland	Dec. 25, 2004

11 Jeremy Maclin at Cincinnati	Oct. 4, 2015
11 Travis Kelce vs. Denver	Dec. 25, 2016
10 Chris Burford at Boston	Oct. 12, 1962
10 Chris Buford vs. Buffalo	Oct. 13, 1963
10 Frank Jackson at N.Y. Jets	Nov. 29, 1964
10 Chris Burford at Boston	Sept. 25, 1966
10 Otis Taylor vs. Cincinnati	Oct. 15, 1972
10 Ed Podolak at Houston	Sept. 29, 1974
10 Stephone Paige at Denver	Sept. 17, 1990
10 J.J. Birden at Miami	Dec. 12, 1994
10 Kimble Anders vs. Denver	Nov. 16, 1998
10 Tony Gonzalez at Denver	Sept. 24, 2000
10 Tony Gonzalez vs. Carolina	Dec. 10, 2000
10 Tony Gonzalez vs. Cincinnati	Sept. 10, 2006
10 Tony Gonzalez vs. Green Bay	Nov. 4, 2007
10 Tony Gonzalez vs. San Diego	Dec. 2, 2007
10 Tony Gonzalez at Detroit	Dec. 23, 2007
10 Tony Gonzalez at San Diego	Nov. 9, 2008
10 Tony Gonzalez vs. Buffalo	Nov. 23, 2008
10 Dwayne Bowe at Cincinnati	Dec. 28, 2008
10 Tyreek Hill at Carolina	Nov. 13, 2016

Most Pass Receptions, Half

11 T. Gonzalez (2nd) at San Diego	Jan. 2, 2005
10 E. Harry (2nd) at Cleveland	Nov. 24, 1991
9 C. Burford (2nd) vs. Buffalo	Oct. 13, 1963
9 K. Anders (2nd) vs. N.Y. Giants	Sept. 10, 1995
9 T. Gonzalez (1st) vs. Oakland	Dec. 25, 2004

Most Consecutive Games, Pass Receptions

131 Tony Gonzalez	Dec. 4, 2000 - Dec. 28, 2008
83 Stephone Paige	Nov. 17, 1985 - Sept. 29, 1991
55 Eddie Kennison	Dec. 9, 2001 - Oct. 2, 2005
50 Travis Kelce	Sept. 7, 2014 - Present
48 Priest Holmes	Sept. 9, 2001 - Sept. 19, 2004

Most Receptions, Running Back, Career

369 Kimble Anders	1991-00
288 Ed Podolak	1969-77
285 Jamaal Charles	2008-16
251 Priest Holmes	2001-07
197 Abner Haynes	1960-64

Most Receptions, Running Back, Season

74 Priest Holmes	2003
70 Priest Holmes	2002
70 Jamaal Charles	2013
67 Kimble Anders	1994
66 MacArthur Lane	1976

Most Receptions, Tight End, Career

916 Tony Gonzalez	1997-08
237 Travis Kelce	2013-17
198 Fred Arbanas	1962-70
163 Walter White	1975-79
135 Jonathan Hayes	1985-93
111 Keith Cash	1992-96

Most Pass Receptions, Tight End, Season

102 Tony Gonzalez	2004
99 Tony Gonzalez	2007
96 Tony Gonzalez	2008
93 Tony Gonzalez	2000
85 Travis Kelce	2016

Most Pass Receptions, Rookie, Season

70 Dwayne Bowe	2007
61 Tyreek Hill	2016
55 Abner Haynes (RB)	1960

48 Sylvester Morris	2000
47 Tony Moeaki (TE)	2010

Most Receiving Yards, Career (All 6,000+)

10,940 Tony Gonzalez	1997-08
7,306 Otis Taylor	1965-75
7,155 Dwayne Bowe	2007-14
6,454 Henry Marshall	1976-87
6,360 Carlos Carson	1980-89
6,341 Stephone Paige	1983-91

Most Seasons, 1,000 or More Receiving Yards

4 Tony Gonzalez	2000, 2004, 2007-08
3 Carlos Carson	1983-84, '87
3 Dwayne Bowe	2008, 2010-11
2 Otis Taylor	1966, '71
2 Eddie Kennison	2004-05
1 Stephone Paige	1990
1 Andre Rison	1997
1 Derrick Alexander	2000
1 Jeremy Maclin	2015
1 Travis Kelce	2016

Most Receiving Yards, Season (All 1,000+)

1,391 Derrick Alexander	2000
1,351 Carlos Carson	1983
1,297 Otis Taylor	1966
1,258 Tony Gonzalez	2004
1,203 Tony Gonzalez	2000
1,172 Tony Gonzalez	2007
1,162 Dwayne Bowe	2010
1,159 Dwayne Bowe	2011
1,125 Travis Kelce	2016
1,110 Otis Taylor	1971
1,102 Eddie Kennison	2005
1,092 Andre Rison	1997
1,086 Eddie Kennison	2004
1,078 Carlos Carson	1984
1,058 Tony Gonzalez	2008
1,044 Carlos Carson	1987
1,034 Jeremy Maclin	2015
1,022 Dwayne Bowe	2008
1,021 Stephone Paige	1990

Most Receiving Yards, Consecutive Seasons

2,429 Carlos Carson (1,351, 1,078)	1983-84
2,321 Dwayne Bowe (1,162, 1,159)	2010-11
2,255 Otis Taylor (1,297, 958)	1966-67
2,230 Tony Gonzalez (1,172, 1,058)	2007-08
2,223 Derrick Alexander (832, 1,391)	1999-00
2,188 Eddie Kennison (1,086, 1,102)	2004-05

Most Receiving Yards, Game

309 Stephone Paige vs. San Diego	Dec. 22, 1985	(8 Receptions)
213 Curtis McClinton vs. Denver	Dec. 19, 1965	(5 Receptions)
210 Larry Brunson vs. San Diego	Nov. 10, 1974	(9 Receptions)
206 Stephone Paige at Denver	Sept. 17, 1990	(10 Receptions)
197 Carlos Carson at San Diego	Oct. 25, 1987	(9 Receptions)

Most Games, 100 or More Receiving Yards, Career

26 Tony Gonzalez	1997-08
19 Otis Taylor	1965-75
18 Carlos Carson	1980-88

17 Eddie Kennison	2001-07
15 Dwayne Bowe	2007-14

Most Games, 100 or More Receiving Yards, Season

6 Otis Taylor	1966
6 Carlos Carson	1983
6 Derrick Alexander	2000
6 Tony Gonzalez	2000
6 Tony Gonzalez	2004
6 Travis Kelce	2016
5 Eddie Kennison	2004
5 Eddie Kennison	2005
5 Tony Gonzalez	2007
5 Dwayne Bowe	2010

Most Consecutive Games, 100 or More Receiving Yards, Season

4 Tony Gonzalez	2000
4 Travis Kelce	2016
3 Frank Jackson	1964
3 Otis Taylor	1966
3 Willie Davis	1992
3 Dwayne Bowe	2010

Longest Pass Receptions (All TDs)

*99 Marc Boerigter vs. San Diego (from Trent Green)	Dec. 22, 2002
92 Tommy Brooker at Denver (from Len Dawson)	Nov. 18, 1962
92 Gloster Richardson at Oakland (from Len Dawson)	Nov. 3, 1968
90 Frank Pitts vs. Boston (from Len Dawson)	Nov. 17, 1968
90 J.J. Birden vs. San Diego (from Steve DeBerg)	Nov. 18, 1990
89 Otis Taylor vs. Miami (from Len Dawson)	Nov. 13, 1966
86 Stephone Paige vs. New England (from Steve DeBerg)	Dec. 2, 1990
86 Derrick Alexander at Chicago (from Elvis Grbac)	Sept. 12, 1999
*NFL RECORD	

Most Receiving Yards, Running Back, Career

2,829 Kimble Anders	1991-00
2,739 Abner Haynes	1960-65
2,457 Jamaal Charles	2008-16
2,456 Ed Podolak	1969-77
2,377 Priest Holmes	2001-07

Most Receiving Yards, Running Back, Season

693 Jamaal Charles	2013
690 Priest Holmes	2003
672 Priest Holmes	2002
614 Priest Holmes	2001
590 Curtis McClinton	1965

Most Receiving Yards, Running Back, Game

213 Curtis McClinton vs. Denver	Dec. 19, 1965
195 Jamaal Charles at Oakland	Dec. 15, 2013
149 Abner Haynes vs. San Diego	Oct. 20, 1963
130 Johnny Robinson vs. Buffalo	Dec. 18, 1960
129 Spencer Ware vs. San Diego	Sept. 11, 2016
127 Abner Haynes at N.Y. Titans	Dec. 3, 1961

Most Games, 100 or More Receiving Yards, RB, Career

5 Abner Haynes	1960-65
5 Priest Holmes	2001-07

3 Johnny Robinson	1960-71
3 Paul Palmer	1987-88
2 Curtis McClinton	1962-69
2 Larry Johnson	2003-09
2 Jamaal Charles	2008-16

Most Games, 100 or More Receiving Yards, RB, Season

3 Paul Palmer	1988
2 Johnny Robinson	1960
2 Abner Haynes	1964
2 Priest Holmes	2001

Most Receiving Yards, Tight End, Career (All 1,000+)

10,940 Tony Gonzalez	1997-08
3,101 Fred Arbanas	1962-70
3,005 Travis Kelce	2013-17
2,396 Walter White	1975-79
1,541 Jonathan Hayes	1985-93
1,046 Keith Cash	1992-96
1,009 Tony Moeaki	2010-12

Most Receiving Yards, Tight End, Season

1,258 Tony Gonzalez	2004
1,203 Tony Gonzalez	2000
1,172 Tony Gonzalez	2007
1,125 Travis Kelce	2016
1,058 Tony Gonzalez	2008

Most Receiving Yards, Tight End, Game

160 Travis Kelce vs. Denver	Dec. 25, 2016
147 Tony Gonzalez at New England	Dec. 4, 2000
144 Tony Gonzalez at San Diego	Jan. 2, 2005
140 Tony Gonzalez vs. Miami	Sept. 29, 2002
140 Tony Gonzalez vs. San Diego	Dec. 2, 2007
140 Travis Kelce at Atlanta	Dec. 4, 2016

Most Receiving Yards, Rookie, Season

995 Dwayne Bowe	2007
789 Chris Burford	1960
678 Sylvester Morris	2000
611 Johnny Robinson (RB)	1960
593 Tyreek Hill	2016
576 Abner Haynes (RB)	1960

Highest Receiving Average, Career (200 receptions)

18.12 Carlos Carson (351-6,360)	1980-89
17.82 Otis Taylor (410-7,306)	1965-75
17.30 Derrick Alexander (213-3,685)	1998-01
16.82 Stephone Paige (377-6,341)	1983-91
16.29 Eddie Kennison (321-5,230)	2001-07

Highest Receiving Average, Season (24 receptions)

22.36 Otis Taylor (58-1,297)	1966
21.93 Stephone Paige (43-943)	1985
21.83 Frank Pitts (30-655)	1968

Highest Receiving Average, Game (3 receptions)

42.60 C. McClinton vs. Denver (5-213)	Dec. 19, 1965
40.00 J. Robinson vs. N.Y. Titans (3-120)	Oct. 2, 1960
39.67 Otis Taylor at Denver (3-119)	Dec. 14, 1968

Most Receiving Touchdowns, Career

76 Tony Gonzalez	1997-08
57 Otis Taylor	1965-75
55 Chris Burford	1960-67
49 Stephone Paige	1983-91

44 Dwayne Bowe	2007-14
----------------	---------

Most Receiving Touchdowns, Season

15 Dwayne Bowe	2010
12 Chris Burford	1962
11 Otis Taylor	1967
11 Stephone Paige	1986
11 Tony Gonzalez	1999
10 Stephone Paige	1985
10 Derrick Alexander	2000
10 Tony Gonzalez	2003
10 Tony Gonzalez	2008

Most Receiving Touchdowns, Consecutive Seasons

21 Chris Burford (12, 9)	1962-63
21 Stephone Paige (10, 11)	1985-86
20 Tony Gonzalez (11, 9)	1999-00
20 Dwayne Bowe (15, 5)	2010-11
19 Otis Taylor (8, 11)	1966-67
19 Dwayne Bowe (4, 15)	2009-10

Most Receiving Touchdowns, Rookie, Season

6 Fred Arbanas	1962
6 Stephone Paige	1983
6 Tyreek Hill	2016
5 Chris Burford	1960
5 Otis Taylor	1965
5 Bill Jones	1990
5 Tim Barnett	1991
5 Dwayne Bowe	2007

Most Receiving Touchdowns, Game

4 Frank Jackson at San Diego	Dec. 13, 1964
4 Jamaal Charles at Oakland	Dec. 15, 2013
3 Chris Burford at Oakland	Sept. 23, 1962
3 Chris Burford at Boston	Sept. 25, 1966
3 Otis Taylor at Denver	Dec. 17, 1967
3 Otis Taylor at N.Y. Jets	Nov. 16, 1969
3 Sylvester Morris vs. San Diego	Sept. 17, 2000
3 Tony Gonzalez vs. Miami	Sept. 29, 2002
3 Dwayne Bowe at Seattle	Nov. 28, 2010

Most Consecutive Games, Touchdown Receptions

7 Dwayne Bowe	Oct. 17, 2010 - Nov. 28, 2010
5 Chris Burford	Sept. 8, 1962 - Oct. 12, 1962
5 Otis Taylor	Oct. 23, 1966 - Nov. 20, 1966
4 Curtis McClinton	Sept. 11, 1966 - Oct. 2, 1966
4 Willie Frazier	Sept. 17, 1972 - Oct. 8, 1972
4 Otis Taylor	Sept. 25, 1972 - Oct. 15, 1972
4 Tony Gonzalez	Sept. 24, 2000 - Oct. 22, 2000
4 Tony Gonzalez	Dec. 7, 2008 - Dec. 28, 2008

Highest TD Catch Percentage, Season (20 recs.)

40.0 Marc Boerigter (20 recs., 8 TDs)	2002
33.3 Chris Burford (45 recs., 12 TDs)	1962
27.3 Gloster Richardson (22 recs., 6 TDs)	1968
25.0 Fred Arbanas (20 recs., 5 TDs)	1967
23.5 Fred Arbanas (34 recs., 8 TDs)	1964

Most 20+ Yard Receptions, Career

130 Tony Gonzalez	1997-08
101 Dwayne Bowe	2007-14
81 Eddie Kennison	2001-07
64 Derrick Alexander	1998-01
53 Willie Davis	1991-95

Most 20+ Yard Receptions, Season

24 Derrick Alexander	2000
20 Derrick Alexander	1998

19 Tony Gonzalez	2004
------------------	------

19 Dwayne Bowe	2010
----------------	------

19 Dwayne Bowe	2011
----------------	------

18 Eddie Kennison	2004
-------------------	------

Most 20+ Yard Receptions, Game

5 Derrick Alexander at San Diego	Nov. 22, 1998
4 Derrick Alexander vs. St. Louis	Oct. 22, 2000
4 Eddie Kennison vs. Jacksonville	Dec. 31, 2006
4 Dwayne Bowe at Denver	Nov. 14, 2010
3 36 times; Last, Travis Kelce at Atlanta	Dec. 4, 2016

Total Yards From Scrimmage

Most Attempts From Scrimmage, Career

1,617 Jamaal Charles (1,332 rush, 285 rec.)	2008-16
1,572 Priest Holmes (1,321 rush, 251 rec.)	2001-07
1,526 Larry Johnson (1,375 rush, 151 rec.)	2003-09
1,445 Ed Podolak (1,157 rush, 288 rec.)	1969-77
1,288 Christian Okoye (1,246 rush, 42 rec.)	1987-92
1,073 Marcus Allen (932 rush, 141 rec.)	1993-97

Most Attempts From Scrimmage, Season

457 Larry Johnson (416 rush, 41 rec.)	2006
394 Priest Holmes (320 rush, 74 rec.)	2003
389 Priest Holmes (327 rush, 62 rec.)	2001
383 Priest Holmes (313 rush, 70 rec.)	2002
372 Christian Okoye (370 rush, 2 rec.)	1989

Most Attempts From Scrimmage, Game

41 (39 rush, 2 rec.)	L. Johnson vs. Seattle	Oct. 29, 2006
39 (33 rush, 6 rec.)	J. Charles at New Orleans	Sept. 23, 2012
38 (38 rush, 0 rec.)	C. Okoye at Green Bay	Dec. 10, 1989
38 (33 rush, 5 rec.)	L. Johnson vs. JAX	Dec. 31, 2006
37 (37 rush, 0 rec.)	C. Okoye vs. Seattle	Nov. 5, 1989
37 (36 rush, 1 rec.)	L. Johnson at Houston	Nov. 20, 2005

Most Yards From Scrimmage, Career

10,954 Tony Gonzalez (14 rush, 10,940 rec.)	1997-08
9,717 Jamaal Charles (7,260 rush, 2,457 rec.)	2008-16
8,447 Priest Holmes (6,070 rush, 2,377 rec.)	2001-07
7,467 Otis Taylor (161 rush, 7,306 rec.)	1965-75
7,384 Larry Johnson (6,015 rush, 1,369 rec.)	2003-09

Most Yards From Scrimmage, Season

2,287 Priest Holmes (1,615 rush, 672 rec.)	2002
2,199 Larry Johnson (1,789 rush, 410 rec.)	2006
2,169 Priest Holmes (1,555 rush, 614 rec.)	2001
2,110 Priest Holmes (1,420 rush, 690 rec.)	2003
2,093 Larry Johnson (1,750 rush, 343 rec.)	2005

Most Yards From Scrimmage, Game

309 Stephone Paige vs. San Diego (0 rush, 309 rec.)	Dec. 22, 1985
307 Priest Holmes at Seattle (197 rush, 110 rec.)	Nov. 24, 2002
288 Jamaal Charles at New Orleans (233 rush, 55 rec.)	Sept. 23, 2012
277 Priest Holmes at Oakland (168 rush, 109 rec.)	Dec. 9, 2001
262 Jamaal Charles at Denver (259 rush, 3 rec.)	Jan. 3, 2009

Yards Per Touch Average, RB, Career (350 touches)

6.60	Abner Haynes (993-6,553)	1960-64
6.57	Jamaal Charles (1,668-10,963)	2008-16
5.89	Kimble Anders (864-5,890)	1991-00
5.53	Curtis McClinton (916-5,069)	1962-69
5.48	Tony Reed (651-3,566)	1977-80

Yards Per Touch Average, RB, Season (200 touches)

7.0	Jamaal Charles (275-1,935)	2010
6.9	Abner Haynes (211-1,451)	1960
6.6	Abner Haynes (213-1,399)	1961
6.2	Abner Haynes (260-1,622)	1962
6.2	Jamaal Charles (230-1,417)	2009

Combined Yardage**Most Combined Attempts, Career (All 1,000+)**

1,668	Jamaal Charles	2008-16
1,572	Priest Holmes	2001-07
1,569	Ed Podolak	1969-77
1,526	Larry Johnson	2003-09
1,289	Christian Okoye	1987-92
1,114	Abner Haynes	1960-65

Most Combined Attempts, Season (All 300+)

457	Larry Johnson	2006
394	Priest Holmes	2003
389	Priest Holmes	2001
383	Priest Holmes	2002
372	Christian Okoye	1989
329	Jamaal Charles	2013
320	Jamaal Charles	2012

Most Combined Attempts, Game

41	Larry Johnson vs. Seattle	Oct. 29, 2006
39	Jamaal Charles at New Orleans	Sept. 23, 2012
38	Christian Okoye at Green Bay	Dec. 10, 1989
38	Larry Johnson vs. Jacksonville	Dec. 31, 2006
37	Christian Okoye vs. Seattle	Nov. 5, 1989
37	L. Johnson at Houston	Nov. 20, 2005
36	Abner Haynes at Denver	Oct. 30, 1960
36	Derrick Blaylock at New Orleans	Nov. 14, 2004
36	L. Johnson vs. New England	Nov. 27, 2005
36	L. Johnson vs. San Diego	Dec. 24, 2005

Most Combined Yards, Career (All 7,500+)

12,356	Dante Hall	2000-06
10,963	Tony Gonzalez	1997-08
10,963	Jamaal Charles	2008-16
8,447	Abner Haynes	1960-65
8,447	Priest Holmes	2001-07
8,343	Ed Podolak	1969-77
7,677	Carlos Carson	1980-89

Most Combined Yards, Season

2,446	Dante Hall	2003
2,342	Jamaal Charles	2009
2,287	Priest Holmes	2002
2,236	Dante Hall	2004
2,283	Dante Hall	2005

Most Combined Yards, Game

309	Stephone Paige vs. San Diego	Dec. 22, 1985
307	Priest Holmes at Seattle	Nov. 24, 2002
296	Dante Hall at Denver	Dec. 7, 2003
290	Noland Smith at San Diego	Oct. 15, 1967
288	Jamaal Charles at New Orleans	Sept. 23, 2012

Punting**Most Seasons Leading League**

*4	Jerrel Wilson	1965, '68, '72-73
*NFL RECORD		
1	Bob Grupp	1979
1	Jim Arnold	1984

Most Punts, Career

1,018	Jerrel Wilson	1963-77
977	Dustin Colquitt	2005-17
421	Louie Aguiar	1994-98
284	Jim Arnold	1983-85
272	Bryan Barker	1990-93

Most Punts, Season

101	Daniel Pope	1999
99	Lewis Colbert	1986
98	Jim Arnold	1984
96	Dustin Colquitt	2009
95	Dustin Colquitt	2007

Most Punts, Game

11	Bob Grupp vs. Baltimore	Sept. 2, 1979
11	Jim Arnold at San Francisco	Nov. 17, 1985
11	Kelly Goodburn vs. Cleveland	Nov. 19, 1989
11	Louie Aguiar vs. San Diego	Nov. 13, 1994
11	Dustin Colquitt at Chicago	Dec. 4, 2011
10	Jerrel Wilson at N.Y. Jets	Sept. 18, 1965
10	Jerrel Wilson vs. Denver	Oct. 6, 1974
10	Kelly Goodburn at N.Y. Jets	Oct. 2, 1988
10	Todd Sauerbrun at San Diego	Nov. 26, 2000
10	Dustin Colquitt at N.Y. Jets	Dec. 30, 2007
10	Dustin Colquitt at Jacksonville	Sept. 8, 2013

Longest Punt (All 70+)

81	Dustin Colquitt vs. San Diego	Dec. 2, 2007
76	Dan Stryzinski vs. Oakland	Sept. 9, 2001
74	Bob Grupp vs. San Diego	Nov. 4, 1979
73	Dustin Colquitt vs. Oakland	Sept. 14, 2008
72	Jerrel Wilson at San Diego	Sept. 29, 1963
72	Dustin Colquitt at Oakland	Dec. 23, 2006
72	Dustin Colquitt at St. Louis	Dec. 19, 2010
71	Dustin Colquitt at Oakland	Dec. 16, 2012
70	Jerrel Wilson at Denver	Oct. 11, 1964
70	Jerrel Wilson vs. Buffalo	Oct. 18, 1964
70	Jerrel Wilson vs. Houston	Nov. 28, 1968
70	Dustin Colquitt at Jacksonville	Nov. 8, 2009

Most Punting Yards, Career

44,218	Jerrel Wilson	1963-77
43,799	Dustin Colquitt	2005-17
17,930	Louie Aguiar	1994-98
11,934	Jim Arnold	1983-85
11,267	Bryan Barker	1990-93

Most Punting Yards, Season

4,397	Jim Arnold	1984
4,361	Dustin Colquitt	2009
4,322	Dustin Colquitt	2007
4,218	Daniel Pope	1999
4,084	Dustin Colquitt	2011

Highest Punting Average, Career (200 punts)

44.83	Dustin Colquitt (977-43,799)	2005-17
43.44	Jerrel Wilson (1,018-44,218)	1963-77
42.59	Louie Aguiar (421-17,930)	1994-98
42.02	Jim Arnold (284-11,934)	1983-85

Highest Punting Average, Season (50 punts)

46.83	Dustin Colquitt (83-3,887)	2012
46.03	Dustin Colquitt (87-4,005)	2013
45.89	Dustin Colquitt (89-4,084)	2011
45.70	Dustin Colquitt (65-2,971)	2015
45.53	Jerrel Wilson (80-3,642)	1973
45.49	Dustin Colquitt (95-4,322)	2007

Highest Punting Average, Game (4 punts)

57.20	Dustin Colquitt vs. San Diego (5-286)	Oct. 31, 2011
56.40	Jerrel Wilson vs. Boston (5-282)	Oct. 11, 1970
55.60	Louie Aguiar at Arizona (5-278)	Oct. 1, 1995
54.75	Jerrel Wilson vs. Boston (4-129)	Oct. 3, 1965

Highest Net Punting Average, Career (200 Punts)

39.58	Dustin Colquitt	2005-17
35.48	Louie Aguiar	1994-98
35.42	Jerrel Wilson	1963-77
35.13	Bob Grupp	1979-81
34.82	Bryan Barker	1990-93

Highest Net Punting Average, Season (50 Punts)

40.84	Dustin Colquitt	2015
40.78	Dustin Colquitt	2009
40.78	Dustin Colquitt	2012
40.66	Dustin Colquitt	2016
40.48	Dustin Colquitt	2014

Highest Net Punting Average, Game (4 Punts)

52.50	Dustin Colquitt vs. Denver	Sept. 15, 2015
52.00	Dustin Colquitt at Indianapolis	Oct. 10, 2010
51.86	Dustin Colquitt at Oakland	Dec. 16, 2012
51.25	Dustin Colquitt vs. San Diego	Sept. 30, 2012
48.80	Dustin Colquitt at Miami	Sept. 21, 2014

Most Consecutive Punts, None Blocked

377	Louie Aguiar	1994-98
319	Dustin Colquitt	2013-17
256	Jerrel Wilson	1968-71
233	Jim Arnold	1983-85

Punts Had Blocked, Career

12	Jerrel Wilson	1963-77
4	Dustin Colquitt	2005-17
2	Bob Grupp	1979-81
2	Jim Arnold	1983-85
2	Bryan Barker	1990-93
2	Daniel Pope	1999

Punts Had Blocked, Season

2	Jerrel Wilson	1974
2	Jim Arnold	1985
2	Daniel Pope	1999

Punts Had Blocked, Game

2	Jim Arnold vs. Denver	Oct. 27, 1985
---	-----------------------	---------------

Most Punts Inside the 20, Career

396	Dustin Colquitt	2005-17
117	Louie Aguiar	1994-98
62	Bryan Barker	1990-93
58	Jim Arnold	1983-85
54	Kelly Goodburn	1987-90

Most Punts Inside the 20, Season

45	Dustin Colquitt	2012
41	Dustin Colquitt	2009

38	Dustin Colquitt	2016
37	Dustin Colquitt	2015
35	Dustin Colquitt	2013

Punt Returns

Most Punt Returns, Career

220	J.T. Smith	1979-84
188	Dante Hall	2000-06
181	Tamarick Vanover	1995-99
105	Javier Arenas	2010-12
86	Ed Podolak	1969-77

Most Punt Returns, Season

58	J.T. Smith	1979
58	Dexter McCluster	2013
51	Tamarick Vanover	1995
51	Tamarick Vanover	1999
50	J.T. Smith	1981

Most Punt Returns, Game

8	Ed Podolak vs. San Diego	Nov. 10, 1974
8	De'Anthony Thomas vs. Oakland	Dec. 14, 2014
7	J.T. Smith vs. Baltimore	Sept. 2, 1979
7	J.T. Smith vs. N.Y. Giants	Oct. 21, 1979
7	Tamarick Vanover vs. Detroit	Sept. 26, 1999
7	Tamarick Vanover at Denver	Dec. 5, 1999
7	Eddie Drummond at Oakland	Oct. 21, 2007
7	Dexter McCluster at Jacksonville	Sept. 8, 2013
7	Dexter McCluster at Washington	Dec. 8, 2013

Most Seasons Leading League

2	J.T. Smith	1979-80
---	------------	---------

Most Punt Return Yards, Career

2,322	J.T. Smith	1979-84
1,930	Tamarick Vanover	1995-99
1,882	Dante Hall	2000-06
1,029	Javier Arenas	2010-12
959	Dexter McCluster	2010-13

Most Punt Return Yards, Season

686	Dexter McCluster	2013
640	Tamarick Vanover	1999
612	J.T. Smith	1979
592	Tyreek Hill	2016
581	J.T. Smith	1980

Most Punt Return Yards, Game

177	Dexter McCluster at Washington	Dec. 8, 2013
156	De'Anthony Thomas vs. Oakland	Dec. 14, 2014
141	J.T. Smith vs. Oakland	Sept. 23, 1979
130	Tamarick Vanover vs. New Orleans	Dec. 21, 1997
128	Dante Hall vs. Arizona	Dec. 1, 2002

Longest Punt Return (All TDs)

95	Tyreek Hill at San Diego	Jan. 1, 2017
94	Dexter McCluster vs. San Diego	Sept. 13, 2010
93	Dante Hall vs. Denver	Oct. 5, 2003
90	Dante Hall vs. Arizona	Dec. 1, 2002
89	Dexter McCluster vs. N.Y. Giants	Sept. 29, 2013

Most Seasons Leading League

1	Abner Haynes	1960
1	Noland Smith	1968
1	Ed Podolak	1970
1	J.T. Smith	1980
1	Dante Hall	2003
1	Tyreek Hill	2016

Highest Punt Return Average, Career (50 returns)

12.14	Dexter McCluster (79-959)	2010-13
11.11	Noland Smith (53-589)	1967-69
10.87	Abner Haynes (54-587)	1960-64
10.66	Tamarick Vanover (181-1,930)	1995-99
10.60	J.T. Smith (216-2,289)	1978-84

Highest Punt Return Average, Season (12 returns)

16.28	Dante Hall (29-472)	2003
15.54	Dexter McCluster (13-202)	2010
15.36	Abner Haynes (14-215)	1960
15.18	Tyreek Hill (39-592)	2016
15.00	Noland Smith (18-270)	1968

Highest Punt Return Average, Game (3 returns)

35.00	D. Hall vs. Denver (3-105)	Oct. 5, 2003
33.33	D. McCluster vs. San Diego (3-100)	Sept. 13, 2010
28.67	M. Garrett at Buffalo (3-86)	Sept. 11, 1966
28.67	N. Smith vs. N.Y. Jets (3-86)	Sept. 15, 1968
28.25	D. McCluster vs. N.Y. Giants (4-113)	Sept. 29, 2013

Most Punt Return Touchdowns, Career

5	Dante Hall	2000-06
4	J.T. Smith	1979-84
4	Tamarick Vanover	1995-99

Most Punt Return Touchdowns, Season

2	J.T. Smith	1979
2	J.T. Smith	1980
2	Dale Carter	1992
2	Tamarick Vanover	1999
2	Dante Hall	2002
2	Dante Hall	2003
2	Dexter McCluster	2013
2	Tyreek Hill	2016

Most Punt Return Touchdowns, Game

1	27 times	
	Last; Tyreek Hill at San Diego	Jan. 1, 2017

Kickoff Returns

Most Kickoff Returns, Career

360	Dante Hall	2000-06
212	Tamarick Vanover	1995-99
84	Dave Grayson	1961-64
72	Knile Davis	2013-16
68	Noland Smith	1967-69

Most Kickoff Returns, Season

68	Dante Hall	2004
65	Dante Hall	2005
57	Dante Hall	2002
57	Dante Hall	2003
53	Dante Hall	2006

Most Kickoff Returns, Game

9	Noland Smith vs. Oakland	Nov. 23, 1967
9	Paul Palmer at Seattle	Sept. 20, 1987

Most Kickoff Return Yards, Career

8,644	Dante Hall	2000-06
5,099	Tamarick Vanover	1995-99
2,231	Dave Grayson	1961-64
1,942	Knile Davis	2013-16
1,822	Noland Smith	1967-69
1,326	Abner Haynes	1960-64

Most Kickoff Return Yards, Season

1,718	Dante Hall	2004
1,560	Dante Hall	2005
1,478	Dante Hall	2003
1,354	Dante Hall	2002
1,308	Tamarick Vanover	1997

Most Kickoff Return Yards, Game (All 200+)

251	Jon Vaughn at Miami	Dec. 12, 1994
244	Noland Smith at San Diego	Oct. 15, 1967
234	Dante Hall vs. Philadelphia	Oct. 2, 2005
233	Dante Hall vs. San Diego	Nov. 28, 2004
221	Paul Palmer at Seattle	Sept. 20, 1987
206	Noland Smith vs. Oakland	Nov. 23, 1967

Longest Kickoff Return (All TDs)

108	Knile Davis vs. Denver	Dec. 1, 2013
106	Noland Smith at Denver	Dec. 17, 1967
100	Dante Hall vs. Pittsburgh	Sept. 14, 2003
99	Dave Grayson at Denver	Sept. 7, 1963
99	Tamarick Vanover at Seattle	Sept. 3, 1995
99	Knile Davis vs. St. Louis	Oct. 26, 2014
97	Boyce Green at Pittsburgh	Dec. 21, 1986
97	Tamarick Vanover at Denver	Oct. 27, 1996
97	Dante Hall at Baltimore	Sept. 28, 2003
97	Dante Hall vs. Denver	Dec. 19, 2004
97	Jamaal Charles vs. Pittsburgh	Nov. 22, 2009

Most Seasons Leading League

1	Dave Grayson	1961
---	--------------	------

Highest Kickoff Return Average, Career (50 returns)

26.97	Knile Davis (72-1,942)	2013-16
26.79	Noland Smith (68-1,822)	1967-69
26.56	Dave Grayson (84-2,231)	1961-64
25.17	Abner Haynes (52-1,309)	1960-64
24.43	Jamaal Charles (51-1,246)	2008-16
24.05	Tamarick Vanover (212-5,099)	1995-99

Highest Kickoff Return Average, Season (15 returns)

30.06	Quintin Demps (33-992)	2013
28.31	Dave Grayson (16-453)	1961
28.30	Larry Marshall (23-651)	1972
29.71	Dave Grayson (18-535)	1962

Highest Kickoff Return Average, Game (3 returns)

48.67	Dante Hall vs. Pittsburgh (3-146)	Sept. 14, 2003
44.67	Dante Hall vs. St. Louis (3-134)	Dec. 8, 2002
44.33	Paul Palmer vs. Seattle (3-133)	Dec. 27, 1987
40.67	Noland Smith at San Diego (6-244)	Oct. 15, 1967
40.33	L. Williams vs. Cincinnati (3-121)	Nov. 21, 1976
40.33	Dante Hall at Baltimore (3-121)	Sept. 28, 2003

Most Kickoff Return Touchdowns, Career

6	Dante Hall	2000-06
4	Tamarick Vanover	1995-99
2	Paul Palmer	1987-88
2	Knile Davis	2013-16

Most Kickoff Return Touchdowns, Season

2	Paul Palmer	1987
2	Tamarick Vanover	1995
2	Dante Hall	2003
2	Dante Hall	2004

Most Kickoff Return Touchdowns, Game

1	23 times	
---	----------	--

Fumbles

Most Opponents Fumbles Forced, Career

45	Derrick Thomas	1989-99
32	Tamba Hali	2006-17
29	Neil Smith	1988-96
22	Derrick Johnson	2005-17
13	Kevin Ross	1984-93, '97
13	Jared Allen	2004-07

Most Opponents Fumbles Forced, Season

8	Derrick Thomas	1992
7	Jared Allen	2005
6	Derrick Thomas	1990
6	Derrick Thomas	1994
6	Tamba Hali	2006

Most Fumbles Forced, Rookie, Season

6	Tamba Hali	2006
4	Kevin Ross	1984
4	Tim Cofield	1986

Interceptions

Most Seasons, Leading League

2	Johnny Robinson	1966, '70
2	Emmitt Thomas	1969, '74

Most Interceptions By, Career

58	Emmitt Thomas	1966-78
57	Johnny Robinson	1960-71
50	Deron Cherry	1981-91
39	Gary Barbaro	1976-82
38	Albert Lewis	1983-93

Most Interceptions By, Season

12	Emmitt Thomas	1974
10	Johnny Robinson	1966
10	Bobby Hunt	1966
10	Johnny Robinson	1970
10	Gary Barbaro	1980
9	Emmitt Thomas	1969
9	Deron Cherry	1986

Most Interceptions By, Rookie, Season

8	Marcus Peters	2015
8	Bobby Hunt	1962
7	Dale Carter	1992
6	Kevin Ross	1984
4	Bobby Ply	1962
4	Emmitt Thomas	1967
4	Lloyd Burruss	1981
4	Albert Lewis	1983
4	Eric Berry	2010
3	12 players	

Most Interceptions By, Game

*4	Bobby Ply vs. San Diego	Dec. 16, 1962
4	Bobby Hunt vs. Houston	Oct. 4, 1964
4	Deron Cherry vs. Seattle	Sept. 29, 1985
3	Bobby Ply vs. Denver	Dec. 9, 1962
3	Johnny Robinson at Baltimore	Sept. 28, 1970
3	Albert Lewis vs. Atlanta	Dec. 8, 1985
3	Lloyd Burruss vs. San Diego	Oct. 19, 1986
3	Albert Lewis vs. Atlanta	Sept. 1, 1991
3	Greg Wesley vs. Miami	Sept. 29, 2002

*NFL RECORD

Most Consecutive Games, Passes Intercepted By

6	Eric Harris	1980
---	-------------	------

Most Interception Return Yards, Career

938	Emmitt Thomas (58 INTs)	1966-78
771	Gary Barbaro (39 INTs)	1975-82
741	Johnny Robinson (57 INTs)	1960-71
688	Deron Cherry (50 INTs)	1981-91
674	Bobby Hunt (37 INTs)	1962-67

Most Interception Return Yards, Season

280	Marcus Peters (8 INTs)	2015
274	Mark McMillian (8 INTs)	1997
228	Bobby Hunt (6 INTs)	1963
214	Emmitt Thomas (12 INTs)	1974
193	Lloyd Burruss (5 INTs)	1986
175	Derrick Johnson (3 INTs)	2009

Most Interception Return Yards Gained, Game

121	Lloyd Burruss vs. San Diego (3 INTs)	Oct. 19, 1986
118	Brandon Flowers at N.Y. Jets (2 INTs)	Oct. 26, 2008
108	Bobby Ply vs. San Diego (4 INTs)	Dec. 16, 1962
105	Derrick Johnson vs. Denver (2 INTs)	Jan. 3, 2010
102	Gary Barbaro vs. Seattle (1 INT)	Dec. 11, 1977

Longest Interception Return

102	Gary Barbaro vs. Seattle	Dec. 11, 1977
100	Tim Collier at Oakland	Dec. 18, 1977
100	Sean Smith at Buffalo	Nov. 3, 2013
99	Dave Grayson vs. N.Y. Titans	Dec. 17, 1961
99	Kevin Ross at San Diego	Sept. 6, 1992

Most Interception Return Touchdowns, Career

6	Bobby Bell	1963-74
5	Emmitt Thomas	1966-78
5	Jim Kearney	1967-75
5	Eric Berry	2010-17
4	Lloyd Burruss	1981-91
4	Derrick Johnson	2005-17

Most Interception Return Touchdowns, Season

*4	Jim Kearney	1972
3	Lloyd Burruss	1986
3	Mark McMillian	1997
2	Sherrill Headrick	1961
2	Emmitt Thomas	1974
2	Charles Mincy	1992
2	Jerome Woods	1993
2	Derrick Johnson	2009
2	Eric Berry	2013
2	Marcus Peters	2015
2	Eric Berry	2016

*NFL RECORD

Most Interception Return Touchdowns, Game

*2	Jim Kearney at Denver	Oct. 1, 1972
2	Lloyd Burruss vs. San Diego	Oct. 19, 1986
2	Derrick Johnson at Denver	Jan. 3, 2010

*NFL RECORD

Sacks

Most Sacks, Career (All 50.0+)

126.5	Derrick Thomas	1989-99
89.5	Tamba Hali	2006-17
85.5	Neil Smith	1988-96

73.0 Art Still	1978-87
63.0 Justin Houston	2011-17
51.0 Mike Bell	1979-85, '87-91

Most Sacks, Season

22.0 Justin Houston	2014
20.0 Derrick Thomas	1990
15.5 Jared Allen	2007
15.0 Neil Smith	1993
14.5 Art Still	1980
14.5 Art Still	1984
14.5 Neil Smith	1992
14.5 Derrick Thomas	1992
14.5 Tamba Hali	2010

Most Sacks, Consecutive Seasons

33.5 Derrick Thomas (20.0, 13.5)	1990-91
33.0 Justin Houston (11.0, 22.0)	2013-14
30.0 Derrick Thomas (10.0, 20.0)	1989-90
29.5 Neil Smith (14.5, 15.0)	1992-93
29.5 Justin Houston (22.0, 7.5)	2014-15
28.0 Derrick Thomas (13.5, 14.5)	1991-92
26.5 Neil Smith (15.0, 11.5)	1993-94
26.5 Tamba Hali (14.5, 12.0)	2010-11

Most Sacks, Rookie, Season

10.0 Derrick Thomas	1989
9.0 Jared Allen	2004
8.0 Tamba Hali	2006
6.5 Art Still	1978
5.5 Sylvester Hicks	1978
5.5 Mike Bell	1979
5.5 Justin Houston	2011

Most Sacks, Game

*7.0 Derrick Thomas vs. Seattle	Nov. 11, 1990
6.0 Derrick Thomas vs. Oakland	Sept. 6, 1998
4.5 Justin Houston at Philadelphia	Sept. 19, 2013
4.0 Wilbur Young at San Diego	Oct. 19, 1975
4.0 Art Still at Oakland	Oct. 5, 1980
4.0 Derrick Thomas vs. Buffalo	Oct. 7, 1991
4.0 Derrick Thomas vs. San Diego	Nov. 8, 1992
4.0 Neil Smith vs. L.A. Raiders	Oct. 3, 1993
4.0 Justin Houston vs. San Diego	Dec. 28, 2014

*NFL RECORD

Most Sack Yards, Career

699.0 Derrick Thomas	1989-99
591.5 Tamba Hali	2006-17
506.5 Neil Smith	1988-96
356.5 Justin Houston	2011-17
293.0 Eric Hicks	1998-06

Most Sack Yards, Season

127.0 Neil Smith	1993
114.5 Neil Smith	1992
113.0 Derrick Thomas	1992
111.0 Jared Allen	2007
109.0 Derrick Thomas	1996

Most Sack Yards, Game

36.0 Derrick Thomas vs. San Diego	Nov. 8, 1992
36.0 Derrick Thomas vs. Oakland	Sept. 6, 1998
35.0 Neil Smith vs. Los Angeles	Oct. 3, 1993
34.0 Vonnie Holliday vs. San Diego	Sept. 7, 2003
33.0 Darren Mickell vs. Denver	Dec. 17, 1995

Most Tackles, Career

1,201 Derrick Johnson	2005-17
999 Gary Spani	1978-86
992 Art Still	1978-87
927 Deron Cherry	1981-91
876 Donnie Edwards	1996-01, 2007-08
827 Kevin Ross	1984-93, '97

Most Tackles, Season

179 Derrick Johnson	2011
162 Mike Maslowski	2002
157 Gary Spani	1979
153 Gary Spani	1981
151 Deron Cherry	1988
151 Donnie Edwards	1998, 2000
151 Scott Fujita	2003

Most Tackles, Rookie, Season

144 Gary Spani	1978
140 Dino Hackett	1986
126 Eric Berry	2010
120 Art Still	1978
101 Greg Wesley	2000

Most Tackles, Consecutive Seasons

326 Derrick Johnson (147, 179)	2010-11
306 Gary Spani (157, 149)	1979-80
304 Derrick Johnson (179, 125)	2011-12
302 Gary Spani (149, 153)	1980-81
301 Gary Spani (144, 157)	1978-79

Special Team Tackles

Most Special Teams Tackles, Career

148 Gary Stills	1999-05
147 Greg Manusky	1994-99
97 Danan Hughes	1993-98
96 Tony Richardson	1995-05
94 Louis Cooper	1985-90

Most Special Teams Tackles, Season

34 Gary Stills	2002
29 Gary Stills	2003
29 Rich Scanlon	2005
28 Ken Jolly	1984
27 Albert Lewis	1983
27 Todd McNair	1990
27 Bennie Thompson	1992
27 Greg Manusky	1999

Most Special Teams Tackles, Consecutive Seasons

63 Gary Stills	2002-03
54 Gary Stills	2003-04
52 Gary Stills	2001-02
51 Greg Manusky	1996-97
50 Greg Manusky	1998-99
50 Gary Stills	2004-05

Blocked Kicks

Most Opponents Punts Blocked, Career

10 Albert Lewis	1983-93
3 Bernard Pollard	2006-08
2 Ed Beckman	1977-84
2 Gary Green	1977-83
2 Sherrill Headrick	1960-67
2 Bernard Pollard	2006
1 D.J. Alexander	2015

Tackles

Most Opponents Punts Blocked, Season

4	Albert Lewis	1990
3	Albert Lewis	1986
2	Sherrill Headrick	1963
2	Bernard Pollard	2006

Most Opponents Punts Blocked, Game

2	Sherrill Headrick vs. Denver	Dec. 8, 1963
---	------------------------------	--------------

Longest Return of Blocked Field Goal

78 (TD)	Lloyd Burruss at Pittsburgh	Dec. 21, 1986
65 (TD)	Kevin Ross at Cincinnati	Dec. 6, 1987

Records for: Regular Team



Games Won

Most Consecutive Games Won

11	2015-16
9	2003, 2013
7	1968-69, 1969, 1995, 1997-98
6	1968, 1997
5	1961-62, 1966-67, 1971, 1984-85, 2014, 2016

Most Consecutive Games Won, Single Season

10	2015
9	2003, 2013
7	1969, 1995
6	1968, 1997
5	1968, 1971, 2014, 2016

Most Consecutive Games Won, Start of Season

9	2003, 2013
4	1996
3	1962, 1966, 1994, 1995, 2010

Most Consecutive Games Won, End of Season

10	2015
6	1997
5	1968
3	1960, 1963, 1966, 1967, 1971, 1972, 1984, 1986

Most Consecutive Home Games Won

13	2002-03
11	1994-96, 1997-98
10	1968-69, 2015-16
9	1970-71

Most Consecutive Road Games Won

9	1966-67
7	2016-17
6	1967-68
5	1968-69, 1971-72

Games Lost

Most Consecutive Games Lost

12	2007-08
9	1987, 2008-09
8	1975-76, 2012
7	1985, 2008

Most Consecutive Games Lost, Start of Season

5	1977, 2009
4	1976, 1980
3	1975, 2004, 2008, 2011

Most Consecutive Games Lost, End of Season

9	2007
6	1977
4	1975, 2008, 2012

Most Consecutive Home Games Lost

10	2008-09
8	1974-75
7	1975-76, 2011-12
6	1977-78, 2007-08

Most Consecutive Road Games Lost

9	2007-08
8	1978-79, 1985-86
6	1988, 2008-09, 2012

Scoring

Most Points, Season (All 400+)

484	2003
483	2004
467	2002
448	1966
430	2013
408	1967
405	2015
403	2005

Highest Scoring Average, Season

32.0 (448 in 14 games)	1966
30.3 (484 in 16 games)	2003
30.2 (483 in 16 games)	2004
29.2 (467 in 16 games)	2002
29.1 (408 in 14 games)	1967

Most Points, Consecutive Seasons

967 (484, 483)	2003-04
951 (467, 484)	2002-03
886 (483, 403)	2004-05
856 (448, 408)	1966-67
794 (405, 389)	2015-16

Fewest Points, Season

176	1982 (9 games)
211	2012
212	2011
225	1977
226	2007

Lowest Scoring Average, Season

13.2 (211 in 16 games)	2012
13.3 (212 in 16 games)	2011
14.1 (226 in 16 games)	2007
14.9 (238 in 16 games)	1979
15.2 (243 in 16 games)	1978
15.9 (254 in 16 games)	1988

Largest Scoring Differential, Season

201 (371 - 170)	1968
182 (359 - 177)	1969
176 (448 - 276)	1966
156 (369 - 233)	1962
154 (408 - 254)	1967

Most 40-Point Games, Season

5	2003
4	1966, 2002, 2004
3	1961, 1962, 1963, 1964, 1967
2	1965, 1968, 1983, 2000, 2010, 2013

Most 30-Point Games, Season

8	1966, 2002, 2004
7	1999, 2003
6	1960, 1967, 2010

5 1962, 1965, 1968, 1983, 1994, 2005, 2006, 2015, 2016

Most Points Scored, Game

59 at Denver	Sept. 7, 1963
56 at Denver	Oct. 23, 1966
56 vs. Atlanta	Oct. 24, 2004
56 at Oakland	Dec. 15, 2013
54 vs. St. Louis	Oct. 22, 2000
52 4 times; Last vs. Denver	Oct. 29, 1967

Largest Margin of Victory, Game

52 Kansas City (59) at Denver (7)	Sept. 7, 1963
49 Kansas City (49) vs. Arizona (0)	Dec. 1, 2002
48 Kansas City (48) vs. N.Y. Jets (0)	Dec. 22, 1963
46 Kansas City (56) vs. Denver (10)	Oct. 16, 1966
46 Kansas City (56) vs. Atlanta (10)	Oct. 24, 2004

Most Points, Both Teams, Game

99 KC (48) at Seattle (51)	Nov. 27, 1983 (OT)
88 KC (49) vs. Denver (39)	Nov. 1, 1964
88 KC (54) vs. St. Louis (34)	Oct. 22, 2000

Fewest Points, Both Teams, Game

3 KC (0) at Tampa Bay (3)	Dec. 16, 1979
9 KC (3) vs. Cleveland (6)	Sept. 4, 1988
10 KC (7) at Denver (3)	Jan. 1, 2012
12 KC (6) vs. St. Louis (6)	Nov. 22, 1970
12 KC (3) at Miami (9)	Oct. 20, 1974

Most Points Shutout Victory, Game

49 vs. Arizona	Dec. 1, 2002
48 vs. N.Y. Jets	Dec. 22, 1963
41 vs. Miami	Oct. 8, 1967
41 vs. San Francisco	Oct. 1, 2006
34 vs. Boston	Dec. 11, 1960
34 vs. Houston	Nov. 26, 1989
34 vs. Cleveland	Sept. 30, 1990
34 vs. San Diego	Oct. 31, 1999

Fewest Points, Shutout Victory, Game

14 vs. Baltimore	Sept. 2, 1979
16 vs. Denver	Dec. 6, 1970
17 vs. L.A. Chargers	Sept. 25, 1960

Largest Fourth-Quarter Comebacks

Opponent	Deficit	Final	Date
17 at Green Bay	14-31	40-34 (OT)	Oct. 12, 2003
17 vs. San Diego	10-27	33-27 (OT)	Sept. 11, 2016
14 at N.Y. Jets	3-17	17-17 (OT)	Oct. 2, 1988
14 vs. N.Y. Giants	3-17	20-17 (OT)	Sept. 10, 1995
14 at Oakland	20-34	37-34	Nov. 28, 1999
14 at Carolina	3-17	20-17	Nov. 13, 2016

Largest Second-Half Comebacks

Opponent	Deficit	Final	Date
21 vs. San Diego	3-24	33-27 (OT)	Sept. 11, 2016
18 at New Orleans	6-24	27-24 (OT)	Sept. 23, 2012
17 at Buffalo	10-27	27-27	Sept. 22, 1963
17 at Oakland	0-17	28-17	Oct. 25, 1981
17 at Green Bay	14-31	40-34 (OT)	Oct. 12, 2003
16 at San Diego	0-16	24-23	Nov. 2, 1986
14 at N.Y. Jets	3-17	17-17 (OT)	Oct. 2, 1988
14 vs. San Diego	0-14	20-17 (OT)	Dec. 8, 1991
14 vs. N.Y. Giants	3-17	20-17 (OT)	Sept. 10, 1995
14 at Oakland	13-27	28-27	Sept. 8, 1997
14 at Oakland	20-34	37-34	Nov. 28, 1999
14 at Carolina	3-17	20-17	Nov. 13, 2016

Most Consecutive Games Scoring

179 1963-76
139 1994-02
91 1987-92
84 2003-08
68 2012-17

Most Points, Two Consecutive Games

104 (56, 48)	Oct. 23, 1966 - Oct. 30, 1966
101 (45, 56)	Dec. 8, 2013 - Dec. 15, 2013

Most First-Half Points, Game

42 vs. Denver	Oct. 29, 1967
38 at Miami	Sept. 28, 1968
38 at Washington	Dec. 8, 2013
35 vs. Arizona	Dec. 1, 2002
35 vs. St. Louis	Dec. 8, 2002
35 vs. Atlanta	Oct. 24, 2004
35 at Oakland	Dec. 15, 2013

Most First-Quarter Points, Season

158 1966
124 2013
113 2004
112 2003
103 1962

Most First-Quarter Points, Game

24 at Miami	Sept. 28, 1968
21 12 times, last vs. Denver	Dec. 25, 2016

Most Second-Quarter Points, Season

153 2003
149 1997
143 1967
137 1989, 2004, 2010
136 2005

Most Second-Quarter Points, Game

28 vs. Denver	Oct. 29, 1967
28 vs. Pittsburgh	Oct. 18, 1971
28 vs. Denver	Dec. 7, 1980
28 vs. San Diego	Dec. 22, 1985
28 at Washington	Sept. 30, 2001
24 vs. Houston	Oct. 30, 1966
24 vs. Indianapolis	Oct. 31, 2004

Most Second-Half Points, Game

35 at Denver	Oct. 23, 1966
35 at Denver	Dec. 1, 1972
35 at Tennessee	Dec. 13, 2004
34 at Denver	Jan. 3, 2010
31 at Denver	Sept. 7, 1963
30 vs. Cleveland	Dec. 14, 1975

Most Third-Quarter Points, Season

109 1963
106 1964
105 1998
94 1966
93 1999, 2004

Most Third-Quarter Points, Game

22 vs. New York Jets	Nov. 5, 1967
22 vs. Buffalo	Oct. 18, 1969
22 vs. Oakland	Nov. 26, 1961
21 at Buffalo	Nov. 6, 1960
21 at Denver	Sept. 7, 1963

21 at Denver Oct. 1, 1972
21 vs. Oakland Oct. 3, 1977

Most Fourth-Quarter Points, Season

168 2002
140 2004
131 2003
129 1962
127 1960

Most Fourth-Quarter Points, Game

23 at Buffalo Nov. 2, 1969
23 at Cleveland Sept. 8, 2002
22 at N.Y. Titans Nov. 24, 1960
21 at New England Sept. 7, 2017
20 at Green Bay Oct. 12, 2003

Most Touchdowns, Season

63 2003
62 2004
57 2002
55 1966
52 2013

Most Touchdowns, Consecutive Seasons

125 (63, 62) 2003-04
120 (57, 63) 2002-03
108 (62, 46) 2004-05
104 (55, 49) 1966-67
96 (50, 46) 1962-63

Fewest Touchdowns, Season

17 1982 (9 games)
18 2012
20 2011
23 1973
24 1988, 2007

Most Touchdowns, Game

8 at Denver Sept. 7, 1963
8 at Denver Oct. 23, 1966
8 vs. Atlanta Oct. 24, 2004
8 at Oakland Dec. 15, 2013
7 12 times; Last at Tennessee Dec. 13, 2004

Most Touchdowns, Both Teams, Game

13 Kansas City (7) at Seattle (6) Nov. 27, 1983 (OT)
13 Kansas City (8) at Oakland (5) Dec. 15, 2013
12 Kansas City (7) vs. Denver (5) Nov. 1, 1964
12 Kansas City (7) vs. St. Louis (5) Oct. 22, 2000
12 Kansas City (7) at Tennessee (5) Dec. 13, 2004

Most Consecutive Games Scoring Touchdowns

96 1963-70
64 1997-01
52 1960-63
35 1994-96
33 1976-78

Most Offensive Touchdowns, Season

58 2004
56 2003
53 2002
50 1962, 1966
46 1964

Fewest Offensive Touchdowns, Season

13 1982 (9 games)
17 2012

18 2011
21 1973, 1974
23 2007
24 1970, 1977, 1987, 1988
25 1979

Most Return Touchdowns, Season

11 1992, 1999, 2013
8 2016
7 1995, 1997, 2003

Most Defensive Touchdowns, Season

9 1999
8 1992
6 2013, 2015
5 1972, 1974, 1977
4 1960, 1967, 1981, 1986, 1995, 1997, 2016

Fewest Defensive Touchdowns, Season

0 1962, 1976, 1978, 1988, 2006, 2012
1 1961, 1975, 1976, 1989, 1998, 2001, 2002, 2007

Most Defensive Touchdowns, Game

3 vs. Denver Dec. 27, 1992
2 15 times, last at Baltimore Dec. 20, 2015

Most Interception Return TDs, Season

6 1992
5 1972, 1974, 1999, 2013
4 1960, 1986, 1997, 2015, 2016

Most Fumble Return TDs, Season

4 1999
3 1997, 1980, 1981
2 1989, 1991, 1992, 1993, 1995, 2013

Most Special Teams Touchdowns, Season

5 1986, 1987, 2013
4 1995, 2003, 2016
3 1969, 1992, 2002, 2009

Most Special Teams Touchdowns, Game

3 at Pittsburgh Dec. 21, 1986
2 vs. Cleveland Sept. 30, 1990
2 vs. St. Louis Dec. 8, 2002
2 at Washington Dec. 8, 2013

Most Points After Touchdown, Season

58 2003, 2004
54 2002
52 2013
48 1966
47 1962

Fewest Points After Touchdown, Season

17 1982 (9 games), 2012
20 2011
21 1973, 2007
23 1988

Most Points After Touchdown, Game

8 at Denver Sept. 8, 1963
8 at Denver Oct. 23, 1966
8 vs. Atlanta Oct. 24, 2004
8 at Oakland Dec. 15, 2013

Most Two-Point Attempts, Season

6 2001
5 1997

4	1961, 1994, 2008, 2015
3	1964, 1965, 1966, 1967, 1995, 2002, 2003, 2007
Most Two-Point Conversions, Season	
3	1961, 1965, 1994, 2001
2	1966, 1967, 1997, 2015, 2016
1	10 times, Last; 2009

Most Two-Point Attempts, Game	
2 vs. Buffalo	Oct. 18, 1964
2 at Houston	Oct. 24, 1965
2 at St. Louis	Oct. 26, 1997
2 at Denver	Nov. 14, 2010
2 at Greeb Bay	Sept. 28, 2015
2 at Oakland	Nov. 20, 2015

Most Two-Point Conversions, Game	
2 at Houston	Oct. 24, 1965
2 at St. Louis	Oct. 26, 1997

Most Field Goals Attempted, Season	
44	1971
42	1970
40	1968

Fewest Field Goals Attempted, Season	
17	1964
18	1977
20	2003
22	1979, 2008

Most Field Goals Attempted, Game	
7 vs. Buffalo	Dec. 19, 1971
7 vs. Cincinnati	Oct. 4, 2015
6 8 times; Last at New Orleans	Sept. 23, 2012

Most Field Goals Attempted, Both Teams, Game	
10 Kansas City (7) vs. Buffalo (3)	Dec. 19, 1971
10 Kansas City (5) at San Diego (5)	Oct. 29, 1972
10 Kansas City (6) vs. Denver (4)	Dec. 16, 2001
10 Kansas City (5) vs. Denver (5)	Sept. 28, 2008

Most Field Goals Made, Season	
34	1990
31	2016
30	1968, 1970, 2015
28	2012
27	1969, 1988, 1997, 1998, 2001, 2005

Fewest Field Goals Made, Season	
7	1961
8	1963, 1964
12	1979

Most Field Goals Made, Game	
7 at Cincinnati	Oct. 4, 2015
6 at New Orleans	Sept. 23, 2012
5 at Buffalo	Nov. 2, 1969
5 vs. Buffalo	Dec. 7, 1969
5 vs. Buffalo	Dec. 19, 1971
5 vs. L.A. Raiders	Sept. 12, 1985
5 vs. Cincinnati	Nov. 13, 1988
5 at Chicago	Dec. 29, 1990
5 vs. Denver	Sept. 20, 1993
5 vs. Minnesota	Oct. 2, 2011

Most Field Goals Made, Both Teams, Game	
*9 Kansas City (4) at San Diego (5)	Sept. 29, 1996
*NFL RECORD	

8 Kansas City (5) vs. Buffalo (3)	Dec. 19, 1971
8 Kansas City (4) vs. Denver (4)	Sept. 28, 2008
7 Kansas City (5) vs. Buffalo (2)	Dec. 7, 1969
7 Kansas City (4) vs. Denver (3)	Dec. 16, 2001
7 Kansas City (3) at Indianapolis (4)	Oct. 10, 2010
7 Kansas City (6) at New Orleans (1)	Sept. 23, 2012
7 Kansas City (7) at Cincinnati (0)	Oct. 4, 2015

Most Consecutive Games Scoring Field Goals	
18	2001-02
16	1970
15	2005
11	1968-69, 1971-72, 1985-86
10	1980-81, 2013

Most Safeties, Season	
3	1988, 1997

Most Safeties, Game	
1 21 times; Last at Denver	Nov. 27, 2016

First Downs

Most First Downs, Season	
*398	2004
348	2003
347	2005
343	2002
324	2001

*NFL RECORD

Fewest First Downs, Season	
163	1982 (9 games)
183	1970
208	1973

Most First Downs, Game (All 30+)	
36 vs. Atlanta	Oct. 24, 2004
33 vs. Indianapolis	Oct. 31, 2004
32 at Houston	Oct. 24, 1965
32 at Seattle	Nov. 24, 2002
32 vs. Oakland	Dec. 25, 2004
31 at Oakland	Nov. 5, 2000
30 vs. Cleveland	Nov. 9, 2003
30 at L.A. Raiders	Dec. 22, 1991
30 vs. Seattle	Oct. 29, 2006
30 at Denver	Nov. 14, 2010

Fewest First Downs, Game	
4 at Tampa Bay	Dec. 16, 1979
5 at San Diego	Dec. 12, 2010
7 at Boston	Oct. 23, 1964
7 at Oakland	Dec. 12, 1970
7 at Denver	Dec. 9, 2007
7 at Oakland	Dec. 16, 2012
8 12 times; Last at Denver	Dec. 30, 2012

Most First Downs, Both Teams, Game	
64 KC (32) at Seattle (32)	Nov. 24, 2002
62 KC (31) at Oakland (31)	Nov. 5, 2000
59 KC (26) at Seattle (33)	Nov. 27, 1983 (OT)
58 KC (24) at Denver (34)	Nov. 18, 1974

Fewest First Downs, Both Teams, Games	
15 Kansas City (7) vs. Denver (8)	Dec. 6, 1970
18 Kansas City (7) at Boston (11)	Oct. 23, 1964

Most Rushing First Downs, Season	
160	1978, 1981

140	2002
138	2004, 2005
130	1980
129	1969, 1997, 2010

Fewest Rushing First Downs, Season

66	2007
71	1982 (9 games)
79	1985
83	1970, 1983, 1986
84	2000

Most Rushing First Downs, Game

21	vs. Atlanta	Oct. 24, 2004
20	vs. Houston	Oct. 1, 1961
18	vs. Oakland	Oct. 20, 1968
18	vs. Seattle	Nov. 22, 1981
18	at Detroit	Nov. 28, 1996
16	8 times; Last vs. Buffalo	Oct. 7, 1991

Fewest Rushing First Downs, Game

*0	at Cincinnati	Nov. 24, 1974
0	vs. Pittsburgh	Nov. 10, 1985
0	at L.A. Raiders	Dec. 6, 1992
0	at Denver	Oct. 27, 1996
0	at Arizona	Oct. 8, 2006
0	vs. Jacksonville	Oct. 7, 2007
0	at Oakland	Dec. 16, 2012
1	11 times; Last at Baltimore	Sept. 13, 2009
*NFL RECORD		

Most Passing First Downs, Season

228	2004
211	1994
208	1983
207	2000
201	2003

Fewest Passing First Downs, Season

79	1982 (9 games)
86	1970
89	1968
91	1979
93	1973

Most Passing First Downs, Game (All 20+)

26	vs. Oakland	Dec. 25, 2004
24	at Denver	Nov. 14, 2010
23	at Oakland	Nov. 5, 2000
21	at Dallas	Nov. 20, 1983
21	at Denver	Oct. 17, 1994
21	at Denver	Dec. 7, 2003
20	vs. Indianapolis	Oct. 31, 2004

Fewest Passing First Downs, Game

1	vs. Oakland	Oct. 20, 1968
1	vs. Houston	Sept. 10, 1978
1	at Tampa Bay	Dec. 16, 1979
2	5 times; Last at Denver	Dec. 30, 2012

Most Penalty First Downs, Season

34	2013
33	1996, 1998
32	2004, 2015
30	2000
29	1966, 1978, 1984, 1986

Fewest Penalty First Downs, Season

4	1969
---	------

8	1965
9	1973
10	1999
11	1968, 1972

Most Penalty First Downs, Game

9	vs. L.A. Raiders	Oct. 3, 1993
7	vs. L.A. Raiders	Sept. 17, 1989
7	vs. Seattle	Oct. 17, 1996
6	at Tennessee	Dec. 13, 2004
6	at Oakland	Nov. 7, 2010
5	8 times; Last vs. Denver	Nov. 17, 2013

Fewest Penalty First Downs, Game

0	Many times; Last, at Atlanta	Dec. 4, 2016
---	------------------------------	--------------

Net Yards Passing and Rushing

Most Net Yards, Season

6,695	2004
6,192	2005
6,000	2002
5,910	2003
5,692	1994

Most Net Yards, Consecutive Seasons

12,887 (6,695, 6,192)	2004-05
12,605 (5,910, 6,695)	2003-04
11,910 (6,000, 5,910)	2002-03
11,673 (5,673, 6,000)	2001-02
11,335 (6,192, 5,143)	2005-06

Fewest Net Yards, Season

2,498	1982 (9 games)
3,536	1973
3,577	1970
3,828	1974
3,936	1977

Most Net Yards, Game (All 500+)

614	at Denver	Oct. 23, 1966
590	vs. Indianapolis	Oct. 31, 2004
566	vs. Detroit	Oct. 14, 1990
552	at Seattle	Nov. 24, 2002
551	vs. Buffalo	Sept. 30, 1962
546	at Washington	Sept. 30, 2001
542	at Houston	Oct. 24, 1965
540	vs. Atlanta	Oct. 24, 2004
537	at San Diego	Dec. 11, 1983
537	vs. Cincinnati	Jan. 1, 2006
537	at New England	Sept. 7, 2017
524	at Denver	Jan. 3, 2010
521	vs. Detroit	Dec. 14, 2003
520	vs. Denver	Nov. 1, 1964
513	at Oakland	Nov. 5, 2000
512	vs. Seattle	Dec. 27, 1987
510	vs. Houston	Nov. 28, 1965
510	at New Orleans	Sept. 23, 2012
508	at Cincinnati	Sept. 28, 1969
507	vs. Indianapolis	Dec. 23, 2012
506	vs. San Diego	Oct. 14, 1984
504	at New Orleans	Sept. 8, 1985
504	at N.Y. Jets	Oct. 6, 2002
503	at Seattle	Nov. 28, 2010
502	at Buffalo	Oct. 3, 1976
500	at Oakland	Dec. 5, 2004

Fewest Net Yards, Game

62 vs. Oakland	Nov. 8, 1963
67 at San Diego	Dec. 12, 2010
80 at Tampa Bay	Dec. 16, 1979
104 at Buffalo	Oct. 29, 1973
106 at Oakland	Dec. 8, 1973

Most Net Yards, Both Teams, Game

1,095 KC (590) vs. Indianapolis (505)	Oct. 31, 2004
1,086 KC (552) at Seattle (534)	Nov. 24, 2002
1,036 KC (524) at Denver (512)	Jan. 3, 2010
1,013 KC (537) at San Diego (476)	Dec. 11, 1983
986 KC (513) at Oakland (473)	Nov. 5, 2000

Fewest Net Yards, Both Teams, Game

323 KC (178) at N.Y. Jets (145)	Nov. 7, 1971
335 KC (244) vs. Houston (91)	Oct. 12, 1969
338 KC (62) vs. Oakland (276)	Nov. 8, 1963

Most Games, 400 or More Net Yards, Season

9	2004
7	2005, 2010
6	1994, 2000, 2002
5	1969, 2001, 2003
4	1960, 1961, 1962, 1976, 1983, 1997, 2016
3	1964, 1965, 1966, 1967, 1974, 1981, 1989, 1990, 1991, 2009, 2011, 2012

Most Consecutive Games, 400 or More Net Yards

5	2004
4	1976, 2005
3	1974, 2000, 2010

Most Games, 300 or More Net Yards

15	2004
14	2005
13	2002
12	1989, 1995, 1999, 2003, 2010, 2013, 2015
11	1966, 1983, 1991, 1996, 2016
10	1964, 1968, 1981, 1984, 1993, 1994, 2000, 2001, 2014

Most Consecutive Games, 300 or More Net Yards

16	2004-05
13	2001-02
11	2005
10	1966-67, 1989, 2003
8	2010
7	1981, 1991

Most Plays, Season

1,098	1994
1,089	2004
1,074	1983
1,063	2010
1,059	1995
1,059	2005

Fewest Plays, Season

573	1982 (9 games)
775	1970
831	1968
833	1965
836	1971

Most Plays, Game

92	at New Orleans	Sept. 23, 2012
91	at Cincinnati	Sept. 3, 1978
86	vs. N.Y. Giants	Nov. 3, 1974

86 vs. Seattle

Sept. 28, 1997

85 at Jacksonville

Nov. 9, 1997

84 vs. Denver

Oct. 24, 1976

84 at San Diego

Nov. 12, 1978

Fewest Plays, Game

38	at Oakland	Dec. 12, 1970
38	at Tampa Bay	Dec. 16, 1979
41	at San Diego	Oct. 7, 1962
41	at San Diego	Dec. 12, 2010
42	at Oakland	Dec. 8, 1973
44	at Detroit	Nov. 25, 1971
44	at New England	Oct. 11, 1998
44	at Baltimore	Sept. 13, 2009

Rushing

Most Rushing Attempts, Season

663	1978
610	1981
569	1979
559	1989
556	2010
552	1980

Most Rushing Attempts, Consecutive Seasons

1,232 (663, 569)	1978-79
1,162 (552, 610)	1980-81
1,121 (569, 552)	1979-80
1,089 (456, 663)	1977-78
1,063 (559, 504)	1989-90

Fewest Rushing Attempts, Season

269	1982 (9 games)
379	2008
383	2000, 2007
387	1983
400	1963

Most Rushing Attempts, Game

69	at Cincinnati	Sept. 3, 1978
60	vs. Oakland	Oct. 20, 1968
57	vs. Seattle	Nov. 5, 1989

Fewest Rushing Attempts, Game

9	at Oakland	Nov. 5, 2000
10	vs. Jacksonville	Oct. 7, 2007
10	at Oakland	Dec. 16, 2012
11	at New England	Oct. 11, 1998
12	at Oakland	Dec. 8, 1973
12	at Denver	Oct. 27, 1996
13	vs. Buffalo	Nov. 23, 2008
14	at San Diego	Sept. 29, 1963
14	vs. Pittsburgh	Nov. 10, 1985
14	at L.A. Raiders	Dec. 6, 1992
14	at Jacksonville	Nov. 8, 2009

Most Rushing Attempts, Both Teams, Game

102	KC (52) at San Diego (50)	Nov. 12, 1978 (OT)
100	KC (41) vs. Denver (59)	Sept. 24, 1978

Fewest Rushing Attempts, Both Teams, Game

37	KC (21) vs. Houston (16)	Dec. 16, 1990
40	KC (17) at Buffalo (23)	Dec. 12, 1965

Most Games, 40 or More Rushing Attempts, Season

9	1978
8	1973, 1981
7	1968

6 1962, 1969, 1989

5 1976, 1979, 1980, 1997, 2010

Most Games, 30 or More Rushing Attempts, Season

14 1978

13 1981

12 1971, 1975, 1980

11 1969, 1989, 1990, 2005, 2006

10 1968, 1972, 1973, 1974, 1979, 1995, 1999, 2010

Most Consecutive Games, 40 or More Rushing Attempts

4 1968, 1978

3 1962, 1973, 1996

Most Consecutive Games, 30 or More Rushing Attempts

15 1980-81

8 1975, 1977-78

7 1972, 1978, 1978-79

6 1970, 1980, 1989, 1999

Most Rushing Yards, Season

2,986 1978

2,633 1981

2,627 2010

2,407 1962

2,395 2012

Most Rushing Yards, Home, Season

1,488 1981

1,468 1962

1,463 2010

1,436 1978

1,390 1961

Most Rushing Yards Per Game, Season

213.3 (2,986 in 16 games) 1978

171.9 (2,407 in 14 games) 1962

164.6 (2,633 in 16 games) 1981

164.2 (2,627 in 16 games) 2010

162.4 (2,274 in 14 games) 1966

Most Rushing Yards Per Game, Home, Season

209.7 (1,468 in 7 games) 1962

198.6 (1,390 in 7 games) 1961

186.0 (1,488 in 8 games) 1981

182.9 (1,463 in 8 games) 2010

179.5 (1,436 in 8 games) 1978

Most Rushing Yards, Consecutive Seasons

5,302 (2,986, 2,316) 1978-79

4,829 (1,843, 2,986) 1977-78

4,671 (2,289, 2,382) 2004-05

4,590 (2,183, 2,407) 1961-62

Fewest Rushing Yards, Season

943 1982 (9 games)

1,248 2007

1,254 1983

1,465 2000

1,468 1986

Fewest Rushing Yards Per Game, Season

78.0 (1,248 in 16 games) 2007

78.4 (1,254 in 16 games) 1983

91.6 (1,465 in 16 games) 2000

91.8 (1,468 in 16 games) 1986

92.9 (1,486 in 16 games) 1985

Most Rushing Yards, Game (All 300+)

398 vs. Houston Oct. 1, 1961

380 at Denver Oct. 23, 1966

352 vs. Indianapolis Dec. 23, 2012

320 vs. Buffalo Sept. 30, 1962

317 at Denver Jan. 3, 2010

313 vs. Cincinnati Oct. 26, 1969

310 vs. Detroit Oct. 14, 1990

302 at Houston Oct. 24, 1965

Fewest Rushing Yards, Game

0 vs. Denver Dec. 19, 1965

10 vs. Jacksonville Oct. 7, 2007

10 at Oakland Dec. 16, 2012

14 at New England Oct. 11, 1998

16 at Denver Dec. 9, 2007

17 at Boston Nov. 18, 1960

17 at L.A. Raiders Dec. 6, 1992

Most Games, 200 or More Rushing Yards

8 1978

6 2010

5 1962

4 1968, 1979, 1981, 2002

3 1961, 1967, 1991, 2001, 2004, 2012

2 1960, 1963, 1965, 1966, 1969, 1970, 1975,

2 1989, 1996, 1997, 2005, 2006

Most Rushing Yards, Both Teams, Game

519 Kansas City (168) vs. Cleveland (351) Dec. 20, 2009

502 Texans (398) vs. Houston (104) Oct. 1, 1961

502 Texans (284) vs. Oakland (218) Nov. 26, 1961

479 Kansas City (251) vs. Detroit (228) Nov. 23, 1975

Fewest Rushing Yards, Both Teams, Game

75 KC (20) at Houston (55) Sept. 29, 1974

105 KC (27) vs. Boston (78) Nov. 17, 1968

111 Dallas Texans (108) at SD (3) Nov. 19, 1961

111 KC (48) at San Diego (63) Oct. 13, 1985

Most 10+ Yard Rushes, Season (Since 1990)

73 2002

72 2010

67 2005

64 2012

63 2001

Most 10+ Yard Rushes, Game (Since 1990)

11 at Oakland Dec. 9, 2001
(10 Holmes, 1 Cloud)

10 at Seattle Nov. 24, 2002
(9 Holmes, 1 Morton)

10 vs. Buffalo Oct. 31, 2010
(7 Charles, 3 Jones)

9 vs. Detroit Oct. 14, 1990
(5 Word, 3 Okoye, 1 McNair)

9 vs. Denver Dec. 17, 2000
(5 Richardson, 2 Grbac, 1 Alexander,
1 Moreau)

9 vs. Atlanta Oct. 24, 2004
(6 Holmes, 3 Blaylock, 1 Hall)

9 vs. Indianapolis Oct. 31, 2004
(6 Holmes, 2 Morton, 1 Johnson)

9 vs. Indianapolis Dec. 23, 2012
(4 Charles, 4 Hillis, 1 McCluster)

Highest Rushing Average, Season

5.18 1966

5.15	2002
5.03	1962
4.97	1961
4.79	2012

Lowest Rushing Average, Season

3.24	1983
3.26	2007
3.39	1980
3.40	1986
3.43	1992

Most Rushing Touchdowns, Season

32	2003
31	2004
26	2002, 2005
24	1960
23	1961

Most Rushing Touchdowns, Consecutive Seasons

*63 (32, 31)	2003-04
58 (26, 32)	2002-03
57 (31, 26)	2004-05
47 (24, 23)	1960-61
44 (23, 21)	1961-62

*NFL RECORD

Fewest Rushing Touchdowns, Season

3	1982 (9 games)
5	2011
6	1972, 2007
7	1987
8	1988, 2009

Most Rushing Touchdowns, Game

*8 vs. Atlanta	Oct. 24, 2004
5 at Denver	Oct. 23, 1966
4 14 times; Last vs. Detroit	Nov. 1, 2015

* NFL RECORD

Most Rushing Touchdowns, Both Teams, Game

8 Kansas City (8) vs. Atlanta (0)	Oct. 24, 2004
7 Texans (4) vs. Boston (3)	Sept. 8, 1962
7 Kansas City (4) at Denver (3)	Oct. 10, 1965

Passing

Highest Passer Rating, Season

97.1	1962
96.4	1968
95.4	2015
94.9	1990, 2004
93.5	2002

Lowest Passer Rating, Season

52.7	1961
52.9	1977
54.0	1979
55.2	1974
59.3	1978

Most Passes Attempted, Season

641	1983
615	1994
593	1984
582	2000
563	2007

Most Passes Attempted, Consecutive Seasons

1,234 (641, 593)	1983-84
1,146 (615, 531)	1994-95
1,110 (582, 528)	2000-01
1,105 (490, 615)	1993-94
1,104 (593, 511)	1984-85
1,104 (563, 541)	2007-08

Fewest Passes Attempted, Season

264	1982 (9 games)
270	1968
289	1970
313	1973
322	1962

Most Passes Attempted, Game

59 at Dallas	Nov. 20, 1983
55 at San Diego	Oct. 9, 1994
55 at Miami	Dec. 12, 1994
54 at Denver	Nov. 16, 1986
54 at Denver	Oct. 17, 1994
54 at San Diego	Sept. 29, 1996
54 vs. San Diego	Nov. 24, 1996

Fewest Passes Attempted, Game

3 vs. Oakland	Oct. 20, 1968
6 at Oakland	Dec. 13, 1969
10 vs. Denver	Sept. 24, 1978

Most Passes Attempted, Both Teams, Game

100 KC (46) vs. Tampa Bay (54)	Oct. 28, 1964
95 KC (54) at San Diego (41)	Sept. 29, 1996
90 KC (59) at Dallas (31)	Nov. 20, 1983
90 KC (41) at San Diego (49)	Dec. 11, 1983

Fewest Passes Attempted, Both Teams, Game

26 KC (6) at Oakland (20)	Dec. 13, 1969
26 KC (13) at Tampa Bay (13)	Dec. 16, 1979
27 KC (14) vs. Houston (13)	Sept. 10, 1978

Most Passes Completed, Season

370	2004
369	1983
366	1994
365	2016
342	2000

Most Passes Completed, Consecutive Seasons

709 (339, 370)	2003-04
687 (370, 317)	2004-05
675 (310, 365)	2015-16
674 (369, 305)	1983-84
666 (366, 300)	1994-95
654 (310, 344)	2015-16
653 (287, 366)	1993-94

Fewest Passes Completed, Season

145	1982 (9 games)
154	1970
156	1968

Most Passes Completed, Game

39 at Oakland	Nov. 5, 2000
37 at San Diego	Oct. 9, 1994
34 at Denver	Oct. 17, 1994
34 at Denver	Dec. 7, 2003
34 vs. San Diego	Sept. 11, 2016
33 at Dallas	Nov. 20, 1983
33 at Miami	Dec. 12, 1994
33 at San Diego	Jan. 2, 2005

33 at Detroit	Dec. 23, 2007
33 at Denver	Nov. 14, 2010

Fewest Passes Completed, Game

2 vs. Oakland	Oct. 20, 1968
2 at Oakland	Dec. 13, 1969
5 7 times: Last at Seattle	Dec. 17, 1978

Most Passes Completed, Both Teams, Game

62 Kansas City (31) at San Diego (31)	Dec. 11, 1983
59 Kansas City (34) vs. San Diego (25)	Sept. 11, 2016
57 Kansas City (31) at San Diego (26)	Oct. 30, 2005
56 Kansas City (33) at Denver (23)	Nov. 14, 2010
55 Kansas City (23) vs. San Diego (32)	Oct. 14, 1984
55 Kansas City (26) vs. Tampa Bay (29)	Oct. 28, 1984

Fewest Passes Completed, Both Teams, Game

11 Kansas City (10) vs. San Diego (1)	Sept. 20, 1998
12 Kansas City (7) at Tampa Bay (5)	Dec. 16, 1979
13 Kansas City (2) at Oakland (11)	Dec. 13, 1969
13 Kansas City (8) vs. Boston (5)	Oct. 11, 1970

Most 20+ Yard Completions, Season (Since 1990)

60	2004
59	2000
55	2003
53	2001
51	2005

Most 20+ Yard Completions, Game (Since 1990)

9 vs. St. Louis	Oct. 22, 2000
(6 Grbac, 2 Moon, 1 Morris)	
9 at Denver (9 Cassel)	Nov. 14, 2010
7 at L.A. Raiders (7 Krieg)	Dec. 6, 1992
7 at San Diego (7 Gannon)	Nov. 22, 1998
7 at Oakland (7 Grbac)	Nov. 5, 2000
7 at Arizona (7 Green)	Oct. 21, 2001
7 vs. Indianapolis (7 Green)	Oct. 31, 2004

Most Passing Yards, Season

4,406	2004
4,341	1983
4,149	2000
3,981	2003
3,960	1994

Most Passing Yards, Consecutive Seasons

8,553 (4,684, 3,869)	1983-84
8,387 (3,981, 4,406)	2003-04
8,271 (4,408, 3,863)	2000-01
8,216 (4,406, 3,810)	2004-05
7,817 (3,409, 4,408)	1999-00

Fewest Passing Yards, Season

1,555	1982 (9 games)
1,660	1979
1,719	1970

Most Gross Passing Yards, Game (All 400+)

504 at Oakland	Nov. 5, 2000
469 at Denver	Nov. 14, 2010
435 vs. Denver	Nov. 1, 1964
432 at Dallas	Nov. 20, 1983
412 vs. Denver	Dec. 19, 1965
411 at San Diego	Dec. 11, 1983
400 at Green Bay	Oct. 12, 2003

Most Net Passing Yards, Game

474 at Oakland	Nov. 5, 2000
----------------	--------------

433 at Denver	Nov. 14, 2010
406 at San Diego	Dec. 11, 1983
400 at Green Bay	Oct. 12, 2003
395 at New Orleans	Sept. 8, 1985

Fewest Gross Passing Yards, Game

16 vs. Oakland	Oct. 20, 1968
39 vs. Houston	Nov. 15, 1981
42 at Seattle	Sept. 30, 1979
44 at Denver	Oct. 8, 1961
46 at Tampa Bay	Dec. 16, 1979

Fewest Net Passing Yards, Game

-22 vs. Oakland	Nov. 8, 1963
15 at Seattle	Sept. 30, 1979
16 vs. Oakland	Oct. 20, 1968
18 at Denver	Oct. 4, 1970
19 at San Diego	Dec. 12, 2010

Most Net Passing Yards, Both Teams, Game

859 Kansas City (387) vs. IND (472)	Oct. 31, 2004
782 Kansas City (406) at San Diego (376)	Dec. 11, 1983
732 Kansas City (433) at Denver (299)	Nov. 14, 2010
716 Kansas City (474) at Oakland (242)	Nov. 5, 2000
698 Kansas City (229) at Oakland (469)	Nov. 3, 1968

Fewest Passing Yards, Both Teams, Game

67 Kansas City (22) at Tampa Bay (45)	Dec. 16, 1979
81 Kansas City (34) vs. Houston (47)	Sept. 10, 1978

Most Individual 100-Yard Receiving Games, Season

14	2000, 2004
11	1964
8	1966, 1983
7	1987, 2003, 2006, 2007, 2016
6	1961, 1968, 1988, 2002, 2005, 2008

Most Consecutive Individual 100-Yard Receiving Games, Season

7	2000
6	2004
4	1964, 2016
3	1966, 1984, 1992, 1994, 2005, 2007, 2010
2	1961, 1962, 1963, 1965, 1968, 1969, 1980, 1982, 1983, 1985, 1987, 1988, 1989, 1998, 1999, 2001, 2006, 2007, 2008, 2011, 2017

Most Times Sacked, Season

57	1980
55	2007
53	1975

Fewest Times Sacked, Season

19	1994
21	1978, 1991, 1995, 2003
22	1990

Most Times Sacked, Game

10 vs. Baltimore	Nov. 2, 1980
9 vs. San Diego	Dec. 2, 2007
8 at Pittsburgh	Dec. 5, 1982
8 vs. L.A. Raiders	Dec. 12, 1982

Most Times Sacked, Both Teams, Game

13 Kansas City (2) vs. Cleveland (11)	Sept. 30, 1984
13 Kansas City (6) vs. Houston (7)	Sept. 21, 1986

Most Consecutive Games Without Allowing A Sack

3	1988, 2000
---	------------

Most Consecutive Seasons Leading League, Completion Percentage

*4 1966-69
*NFL RECORD

Highest Completion Percentage, Season

66.85	546-365	2016
65.95	561-370	2004
65.54	473-310	2015
63.25	536-339	2003
62.52	507-317	2005
61.22	470-287	2002
60.99	546-333	2013

Lowest Completion Percentage, Season

44.36	(399-177)	1961
48.05	(435-209)	1960
48.90	(409-200)	1965
49.33	(521-257)	1986
50.38	(395-199)	1965

Most Passing Touchdowns, Season

32 1964
31 1966
30 1963
29 1983, 2000

Fewest Passing Touchdowns, Season

7 1978, 1979
8 2012
10 1973, 1982 (9 games)
11 1974, 1977
13 1981, 2011

Most Passing Touchdowns, Game

6 vs. Denver Nov. 1, 1964
5 7 times; Last at Oakland Dec. 15, 2013

Most Passing Touchdowns, Both Teams, Game

9 Kansas City (4) at Denver (5) Nov. 14, 2010
8 Kansas City (6) vs. Denver (2) Nov. 1, 1964
8 Kansas City (4) at San Diego (4) Dec. 11, 1983
8 Kansas City (3) vs. IND (5) Oct. 31, 2004

Most Passes Had Intercepted, Season

27 1961
26 1977
25 1974

Fewest Passes Had Intercepted, Season

5 1990
6 2014
7 2015
8 1982 (9 games), 2010, 2016
9 2013
10 1993, 1994, 1997, 2005

Most Passes Had Intercepted, Game

7 vs. Pittsburgh Oct. 13, 1974
6 at Seattle Nov. 4, 1984
6 vs. L.A. Raiders Oct. 20, 1985

Most Passes Had Intercepted, Both Teams, Game

9 Kansas City (3) vs. Miami (6) Nov. 13, 1966
8 8 times
Last; Kansas City (2) at Oakland (6) Oct. 23, 2011

Punting

Most Seasons Leading League (Average Distance)

*6 1968, 1971-73, 1979, 1984
*NFL RECORD

Most Consecutive Seasons Leading League

3 1971-73

Most Punts, Season

104 1999
99 1986
98 1984

Fewest Punts, Season

38 1982 (9 games)
54 1962
55 2004
57 1991

Most Punts, Game

11	at N.Y. Jets	Sept. 18, 1965
11	vs. Baltimore	Sept. 2, 1979
11	at San Francisco	Nov. 17, 1985
11	at Cleveland	Nov. 19, 1989
11	vs. San Diego	Nov. 13, 1994
11	at Chicago	Dec. 4, 2011
10	vs. Denver	Oct. 6, 1974
10	at Oakland	Oct. 5, 1980
10	at N.Y. Jets	Oct. 2, 1988
10	at San Diego	Nov. 26, 2000
10	at N.Y. Jets	Dec. 30, 2007
10	at Jacksonville	Sept. 8, 2013

Fewest Punts, Game

0 at L.A. Raiders Dec. 22, 1991
0 vs. Carolina Dec. 10, 2000

Highest Punting Average Distance, Season

46.83	(83-3,887)	2012
45.89	(89-4,084)	2011
45.53	(80-3,642)	1973
45.33	(89-4,034)	2013
45.26	(65-2,942)	1968

Lowest Punting Average Distance, Season

36.06	(54-1,947)	1962
37.83	(64-2,422)	2002
38.53	(70-2,697)	1981

Most Punts Had Blocked, Season

2 1974, 1975, 1985, 1999

Most Punts Had Blocked, Game

2 vs. Denver Oct. 27, 1985

Punt Returns

Most Seasons Leading League (Average Return)

6 1960, 1968, 1970, 1979-80, 2003

Most Punt Returns, Season (All 50+)

59 2013
58 1979, 1995, 1999
52 2010

Fewest Punt Returns, Season

15 1982 (9 games)
24 2004

26 1961, 1963, 2008

Most Punt Returns, Game

9 at Oakland	Nov. 15, 2009
8 vs. San Diego	Nov. 10, 1974
8 at St. Louis	Dec. 19, 2010
7 vs. Oakland	Sept. 23, 1979
7 vs. N.Y. Giants	Oct. 21, 1979
7 vs. Detroit	Sept. 26, 1999
7 at Denver	Dec. 5, 1999
7 at Oakland	Oct. 21, 2007
7 at Jacksonville	Sept. 8, 2013
7 at Washington	Dec. 8, 2013

Most Punt Returns, Both Teams, Game

15 Kansas City (6) vs. Baltimore (9) Sept. 2, 1979

Most Punt Return Yards, Season (All 600+)

695 2013
640 1999
612 1979

Fewest Punt Return Yards, Season

126 1972
129 1982 (9 games)
150 1971

Most Punt Return Yards, Game

177 at Washington	Dec. 8, 2013
160 vs. San Diego	Sept. 13, 2010
141 vs. Oakland	Sept. 23, 1979
139 at Denver	Dec. 5, 1999
131 vs. Boston	Dec. 11, 1960

Highest Punt Return Average, Season

16.42 (33-542)	2003
15.03 (33-496)	1960
14.80 (40-592)	2016
14.53 (40-581)	1980
14.52 (31-450)	1968

Lowest Punt Return Average, Season

4.34 (29-126)	1972
4.69 (32-150)	1971
6.50 (26-169)	2008
6.53 (32-209)	2009

Most Punt Return Touchdowns, Season

2 1968, 1979, 1980, 1992, 1999, 2002, 2003, 2013, 2016
1 1960, 1965, 1966, 1987, 1995, 1997, 2006, 2010

Most Punt Return Touchdowns, Game

1 27 times; Last at San Diego Jan. 1, 2017

Most Punt Return Touchdowns, Both Teams, Game

*2 Kansas City (1) at Buffalo (1) Sept. 11, 1966
*NFL RECORD

Kickoff Returns

Most Kickoff Returns, Season

80 2008
77 2009
75 2004
70 1987, 2000
68 2005

Fewest Kickoff Returns, Season

31 1973
34 1982 (9 games)
35 2015
37 1962
38 1968, 1998
39 1992

Most Kickoff Returns, Game

11 vs. Buffalo	Nov. 23, 2008
10 vs. Oakland	Nov. 2, 1967
10 vs. Seattle	Sept. 20, 1987
9 vs. Pittsburgh	Nov. 10, 1985

Most Kickoff Return Yards, Season

1,820 2004
1,716 2008
1,666 2009
1,591 2005
1,577 2003

Fewest Kickoff Return Yards, Season

722 1992
723 1982 (9 games)
725 1973
736 1968
784 1990

Most Kickoff Return Yards, Game

251 at Miami	Dec. 12, 1994
245 at San Diego	Oct. 15, 1967
236 vs. Pittsburgh	Nov. 10, 1985

Highest Kickoff Return Average, Season

*29.91 (44-1,316)	2013
27.64 (53-1,465)	1961
26.59 (41-1,090)	1969
25.81 (37-955)	1962
*NFL RECORD	

Lowest Kickoff Return Average, Season

16.52 (56-925)	1988
17.04 (46-784)	1990
17.20 (54-929)	1983

Most Kickoff Return Touchdowns, Season

2 1987, 1995, 2003, 2004, 2013
1 1961, 1963, 1967, 1969, 1986, 1994, 1996, 1997, 2002, 2005, 2009, 2014, 2016

Most Kickoff Return Touchdowns, Game

1 23 times; Last at Denver Nov. 27, 2016

Fumbles

Most Fumbles, Season

42 1980

Fewest Fumbles, Season

*7 2002
13 1982 (9 games), 2003
15 2010
16 2015
17 1995, 1996, 2011
18 2016
19 2001

*NFL RECORD

Most Fumbles, Game

*10 vs. Houston Oct. 12, 1969

*NFL RECORD

Most Fumbles, Both Teams, Game

*14 Kansas City (10) vs. Houston (4) Oct. 12, 1969

*NFL RECORD

Most Fumbles Lost, Season

24 1981, 1987

21 1965, 1977

Fewest Fumbles Lost, Season

*2 2002

4 1982 (9 games)

6 2003, 2010

8 1967, 1991, 2008, 2015

9 1992, 1999, 2001, 2016

*NFL RECORD

Most Fumbles Lost, Game

6 vs. Houston Oct. 12, 1969

Most Turnovers, Season

47 1977

46 1981

41 1965, 1987, 1989

40 1964

Fewest Turnovers, Season

*12 1982 (9 games)

14 2010

15 2002, 2015

17 2014, 2016

18 2003, 2013

19 1990

*NFL RECORD

Most Turnovers, Game

9 vs. Buffalo Oct. 17, 1965

9 vs. Pittsburgh Oct. 13, 1974

8 vs. San Diego Sept. 20, 1981

Most Turnovers, Both Teams, Game

16 Kansas City (7) vs. Houston (9) Oct. 12, 1969

Penalties

Fewest Penalties, Season

43 1982 (9 games)

52 1963

56 1964

61 1966

Most Penalties, Season

*158 1998

127 1994

126 1999

122 1993, 1996

*NFL RECORD

Fewest Penalties, Game

*0 vs. Buffalo Oct. 2, 1966

0 vs. Oakland Dec. 8, 1974

1 24 times; Last at San Diego Dec. 29, 2013

*NFL RECORD

Most Penalties, Game

17 at Seattle Nov. 8, 1998

15 vs. San Diego Sept. 20, 1998

15 at New England Sept. 7, 2017

14 at Atlanta Sept. 18, 1994

14 at Denver Oct. 17, 1994

Fewest Penalties, Both Teams, Game

1 Kansas City (0) vs. Buffalo (1) Oct. 2, 1966

Most Penalties, Both Teams, Game

30 Kansas City (17) at Seattle (13) Nov. 8, 1998

27 Kansas City (12) at Oakland (15) Nov. 7, 2010

26 Kansas City (7) vs. San Diego (19) Oct. 16, 1997

26 Kansas City (11) vs. Oakland (15) Dec. 24, 2011

25 Kansas City (11) vs. Denver (14) Sept. 20, 1993

24 Kansas City (13) at L.A. Raiders (11) Oct. 9, 1983

24 Kansas City (12) vs. L.A. Raiders (12) Sept. 16, 1984

24 Kansas City (10) vs. L.A. Raiders (14) Dec. 13, 1987

24 Kansas City (14) at Atlanta (10) Sept. 18, 1994

24 Kansas City (14) at Denver (10) Oct. 17, 1994

24 Kansas City (15) vs. San Diego (9) Sept. 20, 1998

24 Kansas City (10) at Oakland (14) Oct. 23, 2011

24 Kansas City (9) at Denver (15) Nov. 27, 2016

Fewest Yards Penalized, Season

371 1982 (9 games)

515 1974

577 2006

602 2001

604 1964

Most Yards Penalized, Season

*1,304 1998

*NFL Record

Fewest Yards Penalized, Game

0 vs. Buffalo Oct. 2, 1966

0 vs. Oakland Dec. 8, 1974

1 vs. San Diego Dec. 22, 2002

3 vs. Buffalo Sept. 11, 2011

5 11 times; Last at San Diego Dec. 29, 2013

Most Yards Penalized, Game

154 vs. Oakland Nov. 1, 1970

152 at Seattle Nov. 8, 1998

141 at San Diego Oct. 25, 1987

Fewest Yards Penalized, Both Teams, Game

10 Kansas City (10) vs. Boston (0) Nov. 17, 1968

10 Kansas City (0) vs. Oakland (10) Dec. 8, 1974

10 Kansas City (5) at Denver (5) Dec. 7, 2008

Most Yards Penalized, Both Teams, Game

259 KC (141) at San Diego (118) Oct. 25, 1987

258 KC (126) vs. L.A. Raiders (132) Sept. 16, 1984



Scoring

Fewest Points Allowed, Season

170	1968
177	1969
184	1982 (9 games)
192	1973
208	1971

Lowest Scoring Average, Season

12.1	(170 in 14 games)	1968
12.6	(177 in 14 games)	1969
13.7	(192 in 14 games)	1973
14.5	(232 in 16 games)	1997
14.9	(208 in 14 games)	1971

Most Points Allowed, Season

440	2008
435	2004
425	2012
424	2009

Highest Scoring Average, Season

27.5	(440 in 16 games)	2008
27.2	(435 in 16 games)	2004
26.9	(376 in 14 games)	1976
26.6	(425 in 16 games)	2012
26.5	(424 in 16 games)	2009

Most Points Allowed, Game

54	vs. Buffalo	Nov. 23, 2008
51	at Seattle	Nov. 27, 1983 (OT)
50	at Buffalo	Oct. 3, 1976
49	at Oakland	Nov. 5, 2000
49	at Denver	Nov. 14, 2010

Most First-Half Points Allowed, Game

35	at San Diego	Oct. 25, 1987
35	at Denver	Nov. 14, 2010
34	vs. Seattle	Dec. 11, 1977
31	Seven times, last at Pittsburgh	Oct. 15, 2006

Fewest First-Half Points Allowed, Season

74	1969
95	1982 (9 games)
97	1965
101	1973
103	1968

Most First-Quarter Points Allowed, Season

101	1998
95	1976, 2012
93	2009
92	1997
88	1987

Fewest First-Quarter Points Allowed, Season

29	1963, 1969
30	1973
32	1970
33	1965, 1966
37	1984

Most First-Quarter Points Allowed, Game

31	at Buffalo	Sept. 13, 1962
22	at Pittsburgh	Oct. 2, 2016
21	at Denver	Nov. 16, 1986
21	at Denver	Nov. 14, 2010
17	vs. Oakland	Nov. 23, 1967
17	at Denver	Oct. 27, 1996
17	vs. Pittsburgh	Sept. 14, 2003
17	at Denver	Sept. 26, 2005
17	vs. San Diego	Sept. 30, 2012

Most Second-Quarter Points Allowed, Season

152	2004
141	2008
135	1985
133	1999
127	1961, 1984

Fewest Second-Quarter Points Allowed, Season

45	1969
55	1979, 1982 (9 games)
57	1968, 1992
59	1995
64	1965

Most Second-Quarter Points Allowed, Game

28	vs. San Diego	Nov. 15, 1964
28	vs. Oakland	Oct. 16, 1966
28	at Baltimore	Dec. 21, 1980
28	at Seattle	Nov. 4, 1984
28	at Seattle	Sept. 11, 1988
24	at Oakland	Nov. 3, 1968

Most Third-Quarter Points Allowed, Season

106	2008, 2012
103	2001
100	2009
98	1975
95	2011

Fewest Third-Quarter Points Allowed, Season

22	1971
29	1995
31	1982 (9 games)
34	1974
35	1973

Most Third-Quarter Points Allowed, Game

28	at Houston	Oct. 24, 1965
22	at Boston	Nov. 18, 1960
21	Nine times; Last at Baltimore	Sept. 13, 2009

Most Fourth-Quarter Points Allowed, Season

139	1961
130	1983, 2002
129	2004
127	1976
121	1985

Fewest Fourth-Quarter Points Allowed, Season

27	1968
44	1997
54	2013

56 1973

57 1960, 1962, 1981

Most Fourth-Quarter Points Allowed, Game

24 at New Orleans Sept. 8, 1985

22 vs. Denver Nov. 1, 1964

21 12 times; Last at San Diego Nov. 1, 2012

Most Second-Half Points Allowed, Game

38 at Houston Oct. 24, 1965

37* at Seattle Nov. 27, 1983

35 vs. San Diego Oct. 20, 1963

35 vs. Pittsburgh Nov. 7, 1976

31 at Miami Sept. 22, 1985

31 at Miami Dec. 12, 1994

31 vs. San Diego Nov. 24, 2013

*Includes three in OT

Fewest Second-Half Points Allowed, Season

67 1968

89 1982 (9 games)

91 1973, 1997

96 1971

101 1972

Fewest Touchdowns Allowed, Season

18 1968

19 1969

21 1971

Most Touchdowns Allowed, Season

53 2004

51 1976

49 2008

48 2009

47 2012

Most Touchdowns Allowed, Game

7 at Buffalo Oct. 3, 1976

7 at Oakland Nov. 5, 2000

7 at Denver Nov. 14, 2010

6 16 times; Last at Pittsburgh Oct. 2, 2016

Most Shutouts, Season

3 1960

2 1967, 1969

Most Consecutive Shutouts

2 1960 Dec. 4-11, 1960

Most Games Allowed 10 Points or Less, Season

9 1968

7 1969

6 1973, 1979, 1990, 1995

Most Consecutive Games Allowed 10 Points or Less

5 1968

3 1960, 1968, 1995, 1997

Largest Opponent Comeback Victories

Opponent	Deficit	Final	Date
21 vs. Tampa Bay	24-3	27-30 (OT)	Nov. 2, 2008
18 vs. Philadelphia	24-6	31-37	Oct. 2, 2005
18 vs. San Diego	21-3	21-22	Dec. 14, 2008
17 at Houston	17-0	36-38	Oct. 24, 1965
17 vs. L.A. Raiders	17-0	17-24	Oct. 5, 1986
17 at Chicago	17-0	27-28	Nov. 13, 1977
17 at San Diego	34-17	37-38	Nov. 22, 1998
17 vs. Oakland	17-0	38-41 (OT)	Jan. 2, 2000

First Downs

Fewest First Downs Allowed, Season

170 1982 (9 games)

181 1969

200 1965

204 1964

Most First Downs Allowed, Season

367 2002

344 1987, 2008

342 2016

336 1985

335 1984

Fewest First Downs Allowed, Game

5 vs. Oakland Dec. 7, 1997

6 at Boston Sept. 21, 1969

6 vs. Boston Oct. 11, 1970

6 at Chicago Dec. 29, 1990

7 10 times; Last at Washington Oct. 18, 2009

Most First Downs Allowed, Game

35 vs. San Diego Oct. 19, 1986

34 at Denver Nov. 18, 1974

34 at Cleveland Oct. 30, 1977

Fewest Rushing First Downs Allowed, Season

52 1968

53 1969

67 1965

Most Rushing First Downs Allowed, Season

169 1977

162 1988

149 1975

Fewest Rushing First Downs Allowed, Game

*0 vs. Houston Dec. 4, 1960

0 vs. Buffalo Dec. 3, 1967

0 at Denver Oct. 3, 1971

0 at Oakland Dec. 3, 1995

0 vs. Oakland Dec. 7, 1997

0 vs. St. Louis Dec. 8, 2002

0 vs. N.Y. Jets Sept. 11, 2005

1 19 times; Last vs. Oakland Dec. 24, 2011

*NFL RECORD

Most Rushing First Downs Allowed, Game

21 vs. Pittsburgh Nov. 7, 1976

20 at Oakland Dec. 28, 2002

19 at Cleveland Oct. 30, 1977

Fewest Passing First Downs Allowed, Season

92 1982 (9 games)

95 1973

111 1969, 1970

Most Passing First Downs Allowed, Season

227 2002

209 2016

202 2000

195 2008

193 2015, 2016

Fewest Passing First Downs Allowed, Game

*0 at Houston Oct. 9, 1988

0 vs. San Diego Sept. 20, 1998

2 8 times; Last at Denver Jan. 1, 2012
*NFL RECORD

Most Passing First Downs Allowed, Game

25 at Denver Nov. 18, 1974
25 at Denver Nov. 14, 2010
22 at Cincinnati Dec. 6, 1987
22 vs. Philadelphia Oct. 2, 2005

Fewest Penalty First Downs Allowed, Season

9 1982 (9 games)
11 1964
13 1980

Most Penalty First Downs Allowed, Season

*56 1998
40 2004
36 1993
34 2015
33 1987

*NFL RECORD

Most Penalty First Downs Allowed, Game

7 2 times; Last N.Y. Jets Dec. 11, 2011
6 9 times; Last at Atlanta Dec. 4, 2016

Net Yards Allowed Passing and Rushing

Fewest Yards Allowed, Season

2,733 1982 (9 games)
3,163 1969
3,575 1973
3,667 1970
3,749 1965

Most Yards Allowed, Season

6,291 2008
6,248 2002
6,211 2009
6,037 2004
5,896 2016

Fewest Yards Allowed, Game

89 vs. Seattle Dec. 24, 1995
91 vs. Houston Oct. 12, 1969
93 vs. Oakland Dec. 7, 1997
100 at Boston Sept. 21, 1969
105 vs. Boston Dec. 14, 1963
105 vs. Boston Oct. 11, 1970

Most Yards Allowed, Game

563 vs. Houston Dec. 16, 1990
542 at N.Y. Jets Oct. 2, 1988 (OT)
542 at Tennessee Dec. 13, 2004
539 at Oakland Nov. 3, 1968
539 vs. Oakland Oct. 3, 1977
535 vs. Denver Dec. 1, 2013

Fewest Plays Allowed, Season

556 1982 (9 games)
808 1969
813 1971

Most Plays Allowed, Season

1,159 1984
1,126 1985
1,102 1981

Fewest Plays Allowed, Game

39 vs. Houston Oct. 22, 1967
39 vs. Oakland Dec. 7, 1997
40 vs. Cincinnati Oct. 13, 1968
40 at Boston Sept. 21, 1969

Most Plays Allowed, Game

97 at N.Y. Jets Oct. 2, 1988 (OT)
95 vs. San Diego Oct. 19, 1986
91 vs. Chicago Nov. 8, 1981

Rushing

Fewest Rushing Attempts Allowed, Season

279 1982 (9 games)
316 1969
343 1967

Most Rushing Attempts Allowed, Season

634 1977
609 1988
601 1978

Fewest Rushing Attempts Allowed, Game

9 at Oakland Dec. 5, 2004
11 at New Orleans Sept. 4, 1994
11 at Oakland Dec. 3, 1995
12 at N.Y. Jets Nov. 27, 1966
12 at Seattle Nov. 28, 2010

Most Rushing Attempts Allowed, Game

65 at Buffalo Oct. 29, 1973
62 at Tampa Bay Dec. 16, 1979
61 at Oakland Dec. 8, 1973
61 vs. Chicago Nov. 8, 1981

Fewest Rushing Yards Allowed, Season

980 1960
1,066 1982 (9 games)
1,091 1969

Fewest Rushing Yards Per Game Allowed, Season

70.0 (980 in 14 games) 1960
77.9 (1,091 in 14 games) 1969
82.9 (1,327 in 16 games) 1995

Most Rushing Yards Allowed, Season

2,971 1977
2,861 1976
2,712 1975

Most Rushing Yards Per Game Allowed, Season

211.8 (2,971 in 14 games) 1977
204.4 (2,861 in 14 games) 1976
193.7 (2,712 in 14 games) 1975

Fewest Rushing Yards Allowed, Game

-27 vs. Houston Dec. 4, 1960
3 at San Diego Nov. 19, 1961
8 at Oakland Dec. 3, 1995

Most Rushing Yards Allowed, Game

351 vs. Cleveland Dec. 20, 2009
332 vs. Tennessee Oct. 19, 2008
330 vs. Pittsburgh Nov. 7, 1976
322 at Cleveland Oct. 30, 1977
300 vs. Oakland Sept. 14, 2008

Fewest Individual 100-Yard Games Allowed, Season

0 1960, 1969, 1971, 1981, 1995

Most Individual 100-Yard Games Allowed, Season

9 2003

8 1976, 1977, 2007

Fewest Rushing Touchdowns Allowed, Season

4 1968

5 2016

6 1969, 1971

7 1982 (9 games), 1995, 2013, 2015

Most Rushing Touchdowns Allowed, Season

25 2008

24 1975, 1976

23 1977, 1988

Most Rushing Touchdowns Allowed, Game

5 vs. Pittsburgh Nov. 7, 1976

5 at Denver Dec. 7, 2003

4 6 times; Last vs Tennessee Oct. 19, 2008

Passing

Fewest Pass Attempts Allowed, Season

262 1982 (9 games)

324 1973

325 1975

333 1977

Most Pass Attempts Allowed, Season

616 2002

607 2015

598 2016

596 1995

592 2013

Fewest Pass Attempts Allowed, Game

8 vs. Denver Nov. 13, 2011

9 at N.Y. Jets Nov. 7, 1971

9 vs. Oakland Dec. 8, 1974

10 vs. L.A. Raiders Sept. 16, 1973

10 at San Diego Dec. 18, 1988

Most Pass Attempts Allowed, Game

65 vs. San Diego Oct. 19, 1986

61 vs. Seattle Sept. 29, 1985

60 at Oakland Oct. 5, 1980

Fewest Pass Completions Allowed, Season

155 1982 (9 games)

157 1973

175 1977

186 1972, 1975

195 1970

Most Pass Completions Allowed, Season

403 2002

350 2016

348 2008

349 2015

334 2013

Fewest Pass Completions Allowed, Game

1 vs. San Diego Sept. 20, 1998

2 vs. Denver Nov. 13, 2011

3 vs. Houston Oct. 22, 1967

3 at N.Y. Jets Nov. 7, 1971

3 vs. Oakland Dec. 8, 1974

4 at San Diego Nov. 2, 1986

4 at Houston Oct. 9, 1988

Most Pass Completions Allowed, Game

39 at New England Sept. 22, 2002

37 vs. San Diego Dec. 22, 1985

37 vs. San Diego Oct. 19, 1986

37 vs. New Orleans Oct. 23, 2016

35 vs. Oakland Oct. 27, 2002

34 vs. L.A. Raiders Sept. 12, 1985

34 vs. San Diego Dec. 14, 2008

Fewest Passing Yards Allowed, Season

1,619 1973

1,667 1982 (9 games)

1,942 1973

2,010 1970

Most Passing Yards Allowed, Season

4,203 2004

4,181 2002

3,988 2015

3,962 2013

3,958 2016

Fewest Passing Yards Allowed, Game

-19 vs. San Diego Sept. 20, 1998

9 vs. N.Y. Jets Nov. 7, 1971

12 vs. Oakland Dec. 8, 1974

Most Passing Yards Allowed, Game

499 vs. Houston Dec. 16, 1990

472 vs. Indianapolis Oct. 31, 2004

469 at Oakland Nov. 3, 1968

Fewest Individual 300-Yard Games Allowed, Season

0 1962, 1970, 1971, 1972, 1973, 1974, 1977, 1978, 1988, 2000

Most Individual 300-Yard Games Allowed, Season

8 2002

Fewest Passing Touchdowns Allowed, Season

10 1969

11 1971, 1973

12 1982 (9 games), 1988

Most Passing Touchdowns Allowed, Season

32 2004

29 2012

27 2002

25 1964, 1976, 1980, 1987, 2000, 2005, 2009, 2013, 2015

24 1999

Most Passing Touchdowns Allowed, Game

5 vs. Indianapolis Oct. 31, 2004

5 at Denver Nov. 14, 2010

5 vs. Denver Dec. 1, 2013

5 at Green Bay Sept. 28, 2015

5 at Pittsburgh Oct. 2, 2016

4 16 times; Last at Detroit Sept. 18, 2011

Sacks

Most Seasons Leading League

4 1960, 1965, 1969, 1990

Most Sacks, Season

60.0 1990
 54.0 1997
 51.0 2000
 50.0 1984, 1992

Fewest Sacks, Season

*10.0 2008
 15.0 1982 (9 games)
 22.0 1976, 2009
 23.0 1988
 *NFL RECORD

Most Sacks, Game

11.0 vs. Cleveland Sept. 30, 1984
 10.0 vs. Oakland Sept. 6, 1998
 9.0 at Buffalo Nov. 2, 1969
 9.0 vs. Seattle Nov. 11, 1990
 9.0 vs. Oakland Oct. 13, 2013

Most Opponents Yards Lost Attempting to Pass, Season

439 1968

Fewest Opponents Yards Lost Attempting to Pass, Season

62 2008
 120 1982 (9 games)
 137 2009

Interceptions By

Most Consecutive Seasons Leading League

5 1966-70

Most Passes Intercepted By, Season

37 1968
 33 1966
 32 1960, 1962, 1969

Fewest Passes Intercepted By, Season

7 2012
 11 1987
 12 1982 (9 games), 1994

Most Passes Intercepted By, Game

7 at San Diego Dec. 8, 1968
 6 8 times; Last vs. New York Jets Sept. 25, 2016

Most Consecutive Games, One or More Interceptions By

23 1967-69
 18 1966-67
 16 1982-83

Most Yards Returning Interceptions, Season

596 1969
 578 1967
 567 1986

Fewest Yards Returning Interceptions, Season

119 2012
 124 2006
 140 1987

Most Yards Returning Interceptions, Game

188 vs. N.Y. Titans Dec. 17, 1961
 162 at Oakland Dec. 6, 2015
 142 vs. L.A. Raiders Oct. 28, 1991

136 vs. Seattle

Dec. 11, 1977

Most Touchdowns Returning Interceptions, Season

6 1992
 5 1972, 1974, 1999, 2013
 4 1960, 1967, 1986, 1997, 2015, 2016

Most Touchdowns Returning Interceptions, Game

2 vs. N.Y. Titans Dec. 17, 1961
 2 at Denver Oct. 1, 1972
 2 at Denver Dec. 19, 1982
 2 vs. San Diego Oct. 19, 1986
 2 vs. Denver Dec. 27, 1992
 2 at Baltimore Oct. 21, 1999
 2 at Denver Jan. 3, 2010
 2 at Oakland Oct. 23, 2011

Most Touchdowns Returning Interceptions, Both Teams, Game

*4 Kansas City (0) at Seattle (4) Nov. 4, 1984
 3 Kansas City (2) vs. San Diego (1) Oct. 19, 1986
 *NFL RECORD

Opponents Interceptions

Most Yards, Interception Returns Opponents, Season

688 1984

Most Yards Interception Returns, Opponent, Game

*325 at Seattle Nov. 4, 1984
 *NFL RECORD

Most Touchdowns Returning Interceptions Opponents, Season

7 1984

Most Touchdowns Returning Interceptions Opponent, Game

*4 at Seattle Nov. 4, 1984
 *NFL RECORD

Punting

Most Opponents Punts, Season

102 1995
 98 1999
 94 1969

Fewest Opponents Punts, Season

38 1982 (9 games)
 50 2008
 55 1962

Lowest Opponents Average Distance, Season

37.0 1986, 1990
 38.6 1982 (9 games)
 38.9 1981

Highest Opponents Average Distance, Season

47.6 2011
 46.8 2012
 46.6 2013
 45.7 2005
 45.2 2010

Most Opponents Punts Blocked, Season

6 1990
 4 1986

3 1963, 1982
2 1966, 1979, 1980, 1989, 1997, 2001, 2002, 2006

Most Opponents Punts Blocked, Game

3 vs. Denver Dec. 8, 1963
2 at Seattle Sept. 30, 1979
2 vs. Cleveland Sept. 30, 1990

Punt Returns

Most Opponents Punt Returns, Season

60 1984
55 1974, 1976
54 1983

Most Opponents Punt Returns, Game

9 at Cincinnati Nov. 24, 1974

Fewest Punt Return Yards Allowed, Season

157 2016
170 2015
179 2005
190 1991
219 1962
220 1968

Most Punt Return Yards Allowed, Season

702 1977
634 1974
572 1986

Most Punt Return Yards Allowed, Game

170 at San Diego Sept. 26, 1965

Lowest Punt Return Average Allowed, Season

5.23 (30-157) 2016
6.37 (46-293) 1981
6.43 (49-315) 1979
6.47 (38-246) 2013

Highest Punt Returns Average Allowed, Season

15.36 (22-338) (9 games) 1982
14.93 (29-433) 1965
14.04 (50-702) 1977

Most Punt Returns Touchdowns Allowed, Season

2 1982, 1990, 2004, 2012

Kickoff Returns

Fewest Opponents Kickoff Returns, Season

25 2011
27 2012
35 2016
40 1973
42 1982 (9 games)
43 1972, 2013

Most Opponents Kickoff Returns, Season

88 2002
87 2003
85 2004
84 1966

Fewest Kickoff Return Yards Allowed, Season

605 2011
690 2012
794 1982 (9 games)
843 2016

958 1977

Most Kickoff Return Yards Allowed, Season

2,053 2005
2,045 1966
2,043 2003
1,908 2004
1,880 2002

Most Kickoff Return Yards Allowed, Game

289 at Denver Sept. 7, 1963
278 vs. Cleveland Dec. 20, 2009

Lowest Kickoff Return Average Allowed, Season

17.17 (81-1,391) 1990
18.00 (71-1,278) 1986
18.80 (64-1,203) 1992

Highest Kickoff Return Average Allowed, Season

25.78 (40-1,031) 1973
25.56 (27-690) 2012
25.37 (54-1,370) 1974

Most Kickoff Return Touchdowns Allowed, Season

2 1988
2 1989
2 2009

Blocked Field Goals

Most Blocked Field Goals, Season

6 1960
5 1966
4 1962, 1965, 1973
3 1963, 1967, 1996
2 1982 (9 games), 1986, 1992, 1993, 2003

Most Blocked Field Goals, Game

3 at San Diego Oct. 15, 1967
2 vs. Buffalo Dec. 18, 1960
2 at Oakland Nov. 3, 1963
2 at Oakland Sept. 18, 1966
2 at San Diego Oct. 15, 1967
2 at Green Bay Oct. 4, 1973
2 at San Diego Oct. 17, 1993
2 at San Diego Nov. 30, 2003

Fumbles

Fewest Opponents Fumbles, Season

16 1971
18 1984, 2011
19 2000, 2012, 2015

Fewest Opponents Fumbles Recovered, Season

6 2011, 2012
7 1971, 2015
8 1966, 2004, 2007
9 2010
10 1982 (9 games), 1996

Most Opponents Fumbles, Season

42 1981
40 1975
39 1977

Most Opponents Fumbles Recovered, Season

26 1994
25 1990

23 1977

9 vs. Houston Oct. 12, 1969

9 vs. St. Louis Oct. 2, 1983

Turnovers

Fewest Opponents Turnovers, Season

13 2012

21 2004

22 1982 (9 games), 2007

23 2010

26 2001, 2011

Most Opponents Turnovers, Season

51 1983

49 1962, 1968, 1986

Most Opponents Turnovers, Game

9 vs. Houston Oct. 28, 1962

Best Turnover Ratio, Season

26 (45 takes/19 gives) 1990

22 (49 takes/27 gives) 1968

21 (45 takes/21 gives) 1999

18 (49 takes/31 gives) 1962

18 (39 takes/21 gives) 1992

18 (36 takes/18 gives) 2013

Worst Turnover Ratio, Season

-24 (13 takes/37 gives) 2012

-13 (28 takes/41 gives) 1987

-11 (22 takes/33 gives) 2007

-8 (33 takes/41 gives) 1965

-8 (33 takes/41 gives) 1989



Single Game

Pass Attempts (All 50+)

58 Mark Hermann, San Diego	Dec. 22, 1985
56 Kyle Orton, Denver	Jan. 3, 2010
55 Rich Gannon, Oakland	Oct. 27, 2002
54 Steve DeBerg, Tampa Bay	Oct. 28, 1984
54 Tom Brady, New England	Sept. 22, 2002
52 Jim Plunkett, Oakland	Oct. 5, 1980
50 Brian Griese, Denver	Oct. 20, 2002

Pass Completions (All 30+)

39 Tom Brady, New England	Sept. 22, 2002
37 Mark Hermann, San Diego	Dec. 22, 1985
37 Drew Brees, New Orleans	Oct. 23, 2016
35 Rich Gannon, Oakland	Oct. 27, 2002
34 Jim Plunkett, Oakland	Sept. 12, 1985
34 Philip Rivers, San Diego	Dec. 14, 2008
33 Drew Bledsoe, New England	Dec. 4, 2000
33 Donovan McNabb, Philadelphia	Oct. 2, 2005
32 Jay Cutler, Denver	Dec. 7, 2008
32 Ben Roethlisberger, Pittsburgh	Nov. 22, 2009
32 Kyle Orton, Denver	Jan. 3, 2010
31 Jim Zorn, Seattle	Sept. 27, 1981
31 Rich Gannon, Oakland	Sept. 9, 2001
31 Marc Bulger, St. Louis	Nov. 5, 2006
31 Jeff Garcia, Tampa Bay	Nov. 2, 2008
31 Derek Carr, Oakland	Dec. 6, 2015
30 Dan Fouts, San Diego	Oct. 14, 1984
30 Tony Romo, Dallas	Sept. 15, 2013

Passing Yards (All 400+)

527 Warren Moon, Houston	Dec. 16, 1990
472 Peyton Manning, Indianapolis	Oct. 31, 2004
445 Charley Johnson, Denver	Nov. 18, 1974
431 Kyle Orton, Denver	Jan. 3, 2010
426 Billy Volek, Tennessee	Dec. 13, 2004
413 Pete Beathard, Houston	Sept. 9, 1968
410 Tom Brady, New England	Sept. 22, 2002
403 Peyton Manning, Denver	Dec. 1, 2013
400 John Elway, Denver	Dec. 6, 1998

Touchdown Passes

5 George Blanda, Houston	Oct. 24, 1965
5 Peyton Manning, Indianapolis	Oct. 31, 2004
5 Peyton Manning, Denver	Dec. 1, 2013
5 Aaron Rodgers, Green Bay	Sept. 28, 2015
5 Ben Roethlisberger, Pittsburgh	Oct. 2, 2016

Interceptions Thrown

6 John Hadl, San Diego	Dec. 8, 1968
6 Ryan Fitzpatrick, N.Y. Jets	Sept. 25, 2016
5 George Blanda, Houston	Oct. 28, 1962
5 John Hadl, San Diego	Dec. 16, 1962
5 Babe Parilli, Boston	Dec. 14, 1963
5 George Blanda, Houston	Oct. 4, 1964
5 Pete Beathard, Houston	Oct. 12, 1969
5 Marty Domres, San Diego	Nov. 9, 1969
5 Alan Pastrana, Denver	Dec. 6, 1970
5 James Harris, San Diego	Nov. 26, 1978
5 Jim Plunkett, Oakland	Oct. 5, 1980
5 Jim Zorn, Seattle	Nov. 9, 1980
5 Dave Krieg, Seattle	Dec. 9, 1984

5 John Elway, Denver Dec. 14, 1985

Long Pass (All 80+)

90 N. Johnson to R. Upchurch, Denver	Sept. 21, 1975
89 J. Kemp to E. Dubenion, Buffalo	Oct. 13, 1963
87 S. McNair to M. Clayton, Baltimore	Dec. 10, 2006
87 M. Hasselbeck to B. Obomanu, SEA	Nov. 28, 2010
82 J. Lee to A. Denson, Denver	Nov. 1, 1964
82 D. Lamonica to F. Biletnikoff, Oakland	Nov. 3, 1968
82 B. Griese to S. Sharpe, Denver	Oct. 20, 2002
80 J. Lee to B. Groman	Oct. 22, 1961
80 S. Wyche to B. Trumpy	Sept. 28, 1969

Pass Receptions

16 Troy Brown, New England	Sept. 22, 2002
14 Kellen Winslow, San Diego	Dec. 11, 1983
14 Jabar Gaffney, Denver	Jan. 3, 2010
13 Joe Washington, Baltimore	Sept. 2, 1979
13 Terrance Mathis, Atlanta	Sept. 18, 1994
13 Tim Brown, Oakland	Oct. 27, 2002
13 Steven Jackson, St. Louis	Nov. 5, 2006

Receiving Yards (All 200+)

250 Miles Austin, Dallas	Oct. 11, 2009
245 Haywood Jeffires, Houston	Dec. 16, 1990
233 Drew Bennett, Tennessee	Dec. 13, 2004
232 Lance Alworth, San Diego	Oct. 20, 1963
214 Shannon Sharpe, Denver	Oct. 20, 2002
213 Jabar Gaffney, Denver	Jan. 3, 2010
203 Don Maynard, N.Y. Jets	Sept. 15, 1968

Touchdown Receptions

4 Eric Decker, Denver	Dec. 1, 2013
3 Bob Chandler, Buffalo	Oct. 3, 1976
3 Kellen Winslow, San Diego	Dec. 11, 1983
3 Shannon Sharpe, Denver	Dec. 12, 1993
3 Drew Bennett, Tennessee	Dec. 13, 2004
3 Antonio Gates, San Diego	Oct. 30, 2005
3 Randall Cobb, Green Bay	Sept. 28, 2015

Rushing Attempts

39 O.J. Simpson, Buffalo	Oct. 29, 1973
39 Ricky Bell, Tampa Bay	Dec. 16, 1979
39 Marion Butts, San Diego	Dec. 17, 1989

Rushing Yards (All 200+)

286 Jerome Harrison, Cleveland	Dec. 20, 2009
220 Tiki Barber, N.Y. Giants	Dec. 17, 2005
218 Clinton Portis, Denver	Dec. 7, 2003
217 Gary Anderson, San Diego	Dec. 18, 1988
214 Greg Pruitt, Cleveland	Dec. 14, 1975
207 Curt Warner, Seattle	Nov. 27, 1983 (OT)

Rushing Touchdowns

5 Clinton Portis, Denver	Dec. 7, 2003
3 Jon Keyworth, Denver	Nov. 18, 1974
3 Greg Pruitt, Cleveland	Dec. 14, 1975
3 Pete Banaszak, Oakland	Dec. 21, 1975
3 Walter Payton, Chicago	Nov. 13, 1977
3 Curt Warner, Seattle	Nov. 27, 1983 (OT)
3 Marcus Allen, L.A. Raiders	Nov. 25, 1990
3 Rodney Hampton, N.Y. Giants	Dec. 19, 1992
3 Terrell Davis, Denver	Dec. 6, 1998

3	Curtis Martin, N.Y. Jets	Nov. 11, 2001
3	Clinton Portis, Denver	Dec. 15, 2002
3	Onterio Smith, Minnesota	Dec. 20, 2003
3	Michael Pittman, Tampa Bay	Nov. 7, 2004
3	Michael Turner, Atlanta	Sept. 21, 2008
3	LenDale White, Tennessee	Oct. 19, 2008
3	Jerome Harrison, Cleveland	Dec. 20, 2009
3	Jeremy Hill, Cincinnati	Oct. 4, 2015
3	Mike Gillislee, New England	Sept. 7, 2017

Long Run (All 80+)

87	Paul Lowe, San Diego	Sept. 10, 1961
85	LaDainian Tomlinson, San Diego	Dec. 17, 2006
80	LenDale White, Tennessee	Oct. 19, 2008

Total Touchdowns

5	Clinton Portis, Denver	Dec. 7, 2003
4	Clinton Portis, Denver	Dec. 15, 2002
4	Eric Decker, Denver	Dec. 1, 2013

Interceptions Made

4	Deltha O'Neal, Denver	Oct. 7, 2001
3	David Fulcher, Cincinnati	Oct. 1, 1989

Long Interception Return (All 100+)

102	Marcus Coleman, Houston	Sept. 26, 2004
101	Tony Greene, Buffalo	Oct. 3, 1976
100	Speedy Duncan, San Diego	Oct. 15, 1967

Long Punt Return

95	Johnny Bailey, Chicago	Dec. 29, 1990
----	------------------------	---------------

Long Kickoff Return (All 100+)

103	Joshua Cribbs, Cleveland	Dec. 20, 2009
100	Nemiah Wilson, Denver	Oct. 8, 1966
100	Joshua Cribbs, Cleveland	Dec. 20, 2009

Long Punt (All 80+)

83	Chris Norman, Denver	Sept. 23, 1984
82	Paul Maguire, San Diego	Nov. 5, 1961

Long Field Goal (All 55+)

59	Matt Bryant, Atlanta	Dec. 4, 2016
57	Sebastian Janikowski, Oakland	Dec. 16, 2012
56	Sebastian Janikowski, Oakland	Sept. 14, 2008
56	Matt Prater, Denver	Sept. 28, 2008
55	John Kasay, Seattle	Jan. 2, 1994
55	Kris Brown, Pittsburgh	Oct. 14, 2001
55	Sebastian Janikowski, Oakland	Nov. 25, 2007
55	Nate Kaeding, San Diego	Nov. 29, 2009

Times Sacked (All 10.0+)

11	Paul McDonald, Cleveland	Sept. 30, 1984
10	Jeff George, Oakland	Sept. 6, 1998

Touchdowns On Interception Returns

2	Dave Brown, Seattle	Nov. 4, 1984
---	---------------------	--------------

Fumbles

6	Dave Krieg, Seattle	Nov. 5, 1989
---	---------------------	--------------



Service

Most Games Played, Career

10 John Alt	1984-96
10 Tim Grunhard	1990-00
10 Dave Szott	1990-00
10 Derrick Thomas	1989-99
9 Dan Saleaumua	1989-96
9 Tracy Simien	1991-97
9 Neil Smith	1988-96
8 Len Dawson	1962-75
8 Jonathan Hayes	1985-93
8 Nick Lowery	1980-93
8 Johnny Robinson	1960-71
8 Kevin Ross	1984-93, '97
8 Jim Tyrer	1961-73
8 Jerrel Wilson	1963-77
8 Will Shields	1993-06

Scoring

Most Points, Career

37 Nick Lowery (8 games - 8 FGs, 13 PATs)	1980-93
35 Jan Stenerud (5 games - 9 FGs, 8 PATs)	1967-79
24 Cairo Santos (3 games - 6 FGs, 6 PATs)	2014-16
18 Mike Garrett (6 games - 3 TDs)	1966-70
18 Marcus Allen (6 games - 3 TDs)	1993-97
18 Knile Davis (3 games - 3 TDs)	2013-15

Most Points, Game

14 Ryan Succop at Indianapolis	Jan. 4, 2014
12 Abner Haynes vs. Houston	Dec. 23, 1962
12 Mike Garrett at Buffalo	Jan. 1, 1967
12 Ed Podolak vs. Miami	Dec. 25, 1971
12 Dante Hall vs. Indianapolis	Jan. 11, 2004
12 Priest Holmes vs. Indianapolis	Jan. 11, 2004
12 Knile Davis at Indianapolis	Jan. 4, 2014
12 Cairo Santos at Houston	Jan. 9, 2016
11 Jan Stenerud vs. Minnesota	Jan. 11, 1970

Most Touchdowns, Career

3 Marcus Allen (6 games)	1993-97
3 Mike Garrett (6 games)	1966-70
3 Knile Davis (2 games)	2013-16

Most Touchdowns, Game

2 Abner Haynes vs. Houston	Dec. 23, 1962
2 Mike Garrett at Buffalo	Jan. 1, 1967
2 Ed Podolak vs. Miami	Dec. 25, 1971
2 Dante Hall vs. Indianapolis	Jan. 11, 2004
2 Priest Holmes vs. Indianapolis	Jan. 11, 2004
2 Knile Davis at Indianapolis	Jan. 4, 2014

Most Points After Touchdown, Career

13 Nick Lowery (8 games - 14 Att.)	1980-93
8 Jan Stenerud (5 games - 8 Att.)	1967-79
6 Ryan Succop (2 games - 6 Att.)	2009-13
6 Cairo Santos (3 games - 6 Att.)	2014-16
5 Mike Mercer (2 games - 5 Att.)	1966

Most Points After Touchdown, Game

5 Ryan Succop at Indianapolis (5 Att.)	Jan. 4, 2014
4 Mike Mercer at Buffalo (4 Att.)	Jan. 1, 1967

4 Nick Lowery at Houston (4 Att.)	Jan. 16, 1994
4 Morten Andersen vs. IND (4 Att.)	Jan. 11, 2004

Most Points After Touchdown, No Misses, Career

8 Jan Stenerud (5 games)	
--------------------------	--

Most Field Goals Attempted, Career

17 Jan Stenerud (5 games - 17 Att.)	1967-79
12 Nick Lowery (8 games - 12 Att.)	1980-93

Most Field Goals Attempted, Game

5 Jan Stenerud vs. N.Y. Jets	Dec. 20, 1969
4 Nick Lowery vs. Miami	Jan. 5, 1991
4 Jan Stenerud vs. Miami	Dec. 25, 1971

Most Field Goals, Career

9 Jan Stenerud (5 games - 17 Att.)	1967-79
8 Nick Lowery (8 games - 12 Att.)	1980-93

Most Field Goals, Game

3 Jan Stenerud vs. Minnesota	Jan. 11, 1970
3 Nick Lowery at Miami	Jan. 5, 1991
3 Ryan Succop at Indianapolis	Jan. 4, 2014
3 Cairo Santos at Houston	Jan. 9, 2016

Longest Field Goal

49 Cairo Santos at Houston	Jan. 9, 2016
49 Cairo Santos at Houston	Jan. 9, 2016
48 Jan Stenerud vs. Minnesota	Jan. 11, 1970
48 Cairo Santos vs. Pittsburgh	Jan. 15, 2017
43 Ryan Succop at Indianapolis	Jan. 4, 2014

Rushing

Most Rushing Attempts, Career

100 Marcus Allen (6 games)	1993-97
61 Mike Garrett (6 games)	1966-70
59 Barry Word (4 games)	1990-92
51 Wendell Hayes (5 games)	1968-74
41 Curtis McClinton (3 games)	1962-69

Most Rushing Attempts, Game

33 Barry Word vs. L.A. Raiders	Dec. 28, 1991
24 Curtis McClinton vs. Houston	Dec. 23, 1962
24 Priest Holmes vs. Indianapolis	Jan. 11, 2004
22 Wendell Hayes vs. Miami	Dec. 25, 1971
21 Marcus Allen vs. Pittsburgh	Jan. 8, 1994
21 Marcus Allen vs. Indianapolis	Jan. 7, 1996

Most Rushing Yards Gained, Career

386 Marcus Allen (6 games)	1993-97
208 Wendell Hayes (5 games)	1968-74
197 Barry Word (4 games)	1990-92
186 Mike Garrett (6 games)	1966-70
176 Priest Holmes (1 game)	2001-07

Most Rushing Yards Gained, Game

176 Priest Holmes vs. Indianapolis	Jan. 11, 2004
130 Barry Word vs. L.A. Raiders	Dec. 28, 1991
100 Wendell Hayes vs. Miami	Dec. 25, 1971
94 Marcus Allen vs. Indianapolis	Jan. 7, 1996
85 Ed Podolak vs. Miami	Dec. 25, 1971

Most Games, 100 or More Rushing Yards, Career

1 Wendell Hayes (5 games)	1968-74
1 Barry Word (3 games)	1990-92
1 Priest Holmes (1 game)	2001-07

Longest Run From Scrimmage

48 Priest Holmes vs. Indianapolis	Jan. 11, 2004
41 Jamaal Charles vs. Baltimore	Jan. 9, 2011
33 Jack Spikes vs. Houston	Dec. 23, 1962
32 Ed Podolak vs. Miami	Dec. 25, 1971
26 Christian Okoye at Miami	Jan. 5, 1991

Most Rushing Touchdowns, Career

3 Marcus Allen (6 games)	1993-97
3 Mike Garrett (6 games)	1966-70

Most Rushing Touchdowns, Game

2 Mike Garrett at Buffalo	Jan. 1, 1967
2 Priest Holmes vs. Indianapolis	Jan. 11, 2004

Passing

Most Passes Attempted, Career

188 Len Dawson (8 games)	1962-75
152 Alex Smith (4 games)	2013-16
141 Joe Montana (4 games)	1993-94
64 Dave Krieg (4 games)	1992-93
54 Trent Green (2 games)	2001-06
53 Steve DeBerg (3 games)	1988-91

Most Passes Attempted, Game

50 Alex Smith at New England	Jan. 16, 2016
46 Alex Smith at Indianapolis	Jan. 4, 2014
43 Joe Montana vs. Pittsburgh	Jan. 8, 1994
38 Joe Montana at Houston	Jan. 16, 1994
37 Joe Montana at Miami	Dec. 31, 1994
37 Elvis Grbac vs. Denver	Jan. 4, 1998

Most Passes Completed, Career

107 Len Dawson (8 games)	1962-75
96 Alex Smith (4 games)	2013-16
85 Joe Montana (4 games)	1993-94
33 Dave Krieg (4 games)	1992-93
32 Trent Green (2 games)	2001-06
31 Steve DeBerg (3 games)	1988-91

Most Passes Completed, Game

30 Alex Smith at Indianapolis	Jan. 4, 2014
29 Alex Smith at New England	Jan. 16, 2016
28 Joe Montana vs. Pittsburgh	Jan. 8, 1994
26 Joe Montana at Miami	Dec. 31, 1994
24 Elvis Grbac vs. Denver	Jan. 4, 1998
22 Joe Montana at Houston	Jan. 16, 1994

Highest Completion Percentage, Career (100 attempts)

63.2 Alex Smith (4 games: 152-96)	2013-16
60.3 Joe Montana (4 games: 141-85)	1993-94
56.9 Len Dawson (8 games: 188-107)	1962-75

Highest Completion Percentage, Game (15 completions)

77.3 Alex Smith at Houston (22-17)	Jan. 9, 2016
70.3 Joe Montana at Miami (37-26)	Dec. 31, 1994
69.2 Len Dawson vs. Miami (26-18)	Dec. 25, 1971

Most Passing Yards, Career

1,497 Len Dawson (8 games)	1962-75
1,014 Joe Montana (4 games)	1993-94

986 Alex Smith (4 games)	2013-16
454 Dave Krieg (4 games)	1992-93

Most Passing Yards, Game

378 Alex Smith at Indianapolis	Jan. 4, 2014
314 Joe Montana at Miami	Dec. 31, 1994
299 Joe Montana at Houston	Jan. 16, 1994
276 Joe Montana vs. Pittsburgh	Jan. 4, 1994

Longest Pass Completion

79 Alex Smith at Indianapolis (to Donnie Avery)	Jan. 4, 2014
63 Len Dawson vs. Miami (to Elmo Wright)	Dec. 25, 1971
63 Alex Smith at Indianapolis (to Dwayne Bowe)	Jan. 4, 2014
61 Len Dawson at N.Y. Jets (to Otis Taylor)	Dec. 20, 1969

Most Touchdown Passes, Career

7 Len Dawson (8 games)	1962-75
7 Alex Smith (4 games)	2013-16
6 Joe Montana (4 games)	1993-94
2 Steve DeBerg (3 games)	1988-91
2 Dave Krieg (4 games)	1992-93
2 Trent Green (2 games)	2001-06

Most Touchdown Passes, Game

4 Alex Smith at Indianapolis	Jan. 4, 2014
3 Joe Montana at Houston	Jan. 16, 1994
2 Len Dawson at Buffalo	Jan. 1, 1967
2 Joe Montana at Miami	Dec. 31, 1994

Most Passes Had Intercepted, Career

8 Len Dawson (8 games)	1962-75
4 Mark Vlasic (1 game)	1991-92
4 Joe Montana (4 games)	1993-94

Most Passes Had Intercepted, Game

4 Len Dawson at Oakland	Dec. 22, 1968
4 Mark Vlasic at Buffalo	Jan. 5, 1992

Pass Receiving

Most Pass Receptions, Career

27 Otis Taylor (7 games)	1965-75
27 J.J. Birden (8 games)	1990-94
21 Keith Cash (6 games)	1992-96
19 Kimble Anders (7 games)	1991-00
19 Travis Kelce (3 games)	2013-16

Most Pass Receptions, Game

8 Ed Podolak vs. Miami	Dec. 25, 1971
8 Stephone Paige at Miami	Jan. 5, 1991
8 Andre Rison vs. Denver	Jan. 4, 1998
8 Dwayne Bowe at Indianapolis	Jan. 4, 2014
8 Travis Kelce at Houston	Jan. 9, 2016
7 Keith Cash vs. Pittsburgh	Jan. 8, 1994
7 Kimble Anders vs. Indianapolis	Jan. 7, 1996
7 Dexter McCluster at Indianapolis	Jan. 4, 2014
7 Knile Davis at Indianapolis	Jan. 4, 2014

Most Receiving Yards, Career

481 Otis Taylor (7 games)	1965-75
363 J.J. Birden (8 games)	1990-94
266 Keith Cash (6 games)	1992-96
239 Willie Davis (5 games)	1991-95
228 Travis Kelce (3 games)	2013-16

Most Receiving Yards, Game (All 100+)

150 Dwayne Bowe at Indianapolis	Jan. 4, 2014
142 Stephone Paige at Miami	Jan. 5, 1991
128 Travis Kelce at Houston	Jan. 9, 2016
117 Otis Taylor at Oakland	Dec. 22, 1968
110 Ed Podolak vs. Miami	Dec. 25, 1971
110 Andre Rison vs. Denver	Jan. 4, 1998
104 Elmo Wright vs. Miami	Dec. 25, 1971
103 Kimble Anders at Miami	Dec. 31, 1994

Most Games, 100 or More Receiving Yards, Career

1 By eight players; Last, Travis Kelce at Houston	Jan. 9, 2016
---	--------------

Longest Pass Reception

79 Donnie Avery at Indianapolis (from Alex Smith)	Jan. 4, 2014
63 Elmo Wright vs. Miami (from Len Dawson)	Dec. 25, 1971
63 Dwayne Bowe at Indianapolis (from Alex Smith)	Jan. 4, 2014
61 Otis Taylor at N.Y. Jets (from Len Dawson)	Dec. 20, 1969

Most Receiving Touchdowns, Career

2 Otis Taylor (7 games)	1965-75
2 Fred Jones (3 games)	1990-93
2 J.J. Birden (8 games)	1990-94
2 Tony Gonzalez (3 games)	1997-08
2 Albert Wilson (3 games)	2014-16

Most Receiving Touchdowns, Game

1 Numerous times; Last, Albert Wilson vs. Pittsburgh	Jan. 15, 2017
--	---------------

Combined Net Yards

Most Attempts, Career

147 Marcus Allen (6 games)	1993-97
88 Mike Garrett (6 games)	1966-70
63 Wendell Hayes (5 games)	1968-74

Most Attempts, Game

34 Barry Word vs. L.A. Raiders	Dec. 28, 1991
30 Ed Podolak vs. Miami	Dec. 25, 1971
29 Priest Holmes vs. Indianapolis	Jan. 11, 2004

Most Net Yards, Career

541 Marcus Allen (6 games)	1993-97
481 Otis Taylor (7 games)	1965-75
363 J.J. Birden (8 games)	1990-94
350 Ed Podolak (4 games)	1969-77

Most Net Yards, Game

*350 Ed Podolak vs. Miami	Dec. 25, 1971
227 Dante Hall vs. Indianapolis	Jan. 11, 2004
208 Priest Holmes vs. Indianapolis	Jan. 11, 2004
150 Dwayne Bowe at Indianapolis	Jan. 4, 2014
142 Stephone Paige at Miami	Jan. 5, 1991

*NFL RECORD

Punting

Most Punts, Career

43 Jerrel Wilson (8 games)	1963-77
38 Bryan Barker (7 games)	1990-93
22 Dustin Colquitt (6 games)	2005-16
11 Louie Aguiar (3 games)	1994-98

Most Punts, Game

8 Jerrel Wilson at Oakland	Jan. 4, 1970
8 Bryan Barker at San Diego	Jan. 2, 1993

Longest Punt

66 Dustin Colquitt at Indianapolis	Jan. 6, 2007
62 Louie Aguiar vs. Denver	Jan. 4, 1998
61 Jerrel Wilson vs. Green Bay	Jan. 15, 1967
59 Jerrel Wilson vs. Minnesota	Jan. 11, 1970
56 Jerrel Wilson at Oakland	Jan. 4, 1970

Highest Punting Average, Career (20 punts)

46.2 Dustin Colquitt (6 games: 1,016-22)	2005-16
44.6 Jerrel Wilson (8 games: 2,005-45)	1963-77
42.4 Bryan Barker (7 games: 1,613-38)	1990-93

Highest Punting Average, Game (4 punts)

52.3 Dustin Colquitt at IND (314-6)	Jan. 6, 2007
48.5 Jerrel Wilson vs. Minnesota (194-4)	Jan. 11, 1970
47.0 Jerrel Wilson at Oakland (302-6)	Dec. 22, 1968
46.4 Louie Aguiar vs. Denver (232-5)	Jan. 4, 1998

Punt Returns

Most Punt Returns, Career

11 Mike Garrett (6 games)	1966-70
7 Danan Hughes (6 games)	1993-98

Most Punt Returns, Game

4 Mike Garrett vs. Oakland	Jan. 4, 1970
4 Tamarick Vanover vs. Indianapolis	Jan. 7, 1996
4 Frankie Hammond Jr. at Houston	Jan. 9, 2016

Most Punt Return Yards, Career

84 Danan Hughes (6 games)	1993-98
73 Mike Garrett (6 games)	1966-70
61 Frankie Hammond Jr. (2 games)	2015
44 Tamarick Vanover (2 games)	1995-99

Most Punt Return Yards, Game

42 Danan Hughes at Houston	Jan. 16, 1994
37 Mike Garrett at Buffalo	Jan. 1, 1967
34 Tamarick Vanover vs. Indianapolis	Jan. 7, 1996
34 Frankie Hammond Jr. at Houston	Jan. 9, 2016
31 Danan Hughes vs. Pittsburgh	Jan. 8, 1994

Longest Punt Return

35 Danan Hughes at Houston	Jan. 16, 1994
27 Mike Garrett at Buffalo	Jan. 1, 1967
15 Danan Hughes vs. Pittsburgh	Jan. 8, 1994

Highest Punt Return Average, Career (10 returns)

6.6 Mike Garrett (6 games: 11-73)	1966-70
-----------------------------------	---------

Highest Punt Return Average, Game (3 returns)

14.0 Danan Hughes at Houston (3-42)	Jan. 16, 1994
12.3 Mike Garrett at Buffalo (3-37)	Jan. 1, 1967
10.3 Danan Hughes vs. Pittsburgh (3-31)	Jan. 8, 1994

Most Touchdowns

0

Kickoff Returns

Most Kickoff Returns, Career

10 John Stephens (3 games)	1993
10 Dante Hall (2 games)	2000-06
7 Quintin Demps (1 game)	2013
5 Bert Coan (2 games)	1963-68

5 Noland Smith (1 game)	1967-69
5 Tamarick Vanover (2 games)	1995-99

Most Kickoff Returns, Game

7 Dante Hall vs. Indianapolis	Jan. 11, 2004
7 Quintin Demps at Indianapolis	Jan. 4, 2014
5 Noland Smith vs. Oakland	Dec. 22, 1968
5 John Stephens at Buffalo	Jan. 23, 1994

Most Kickoff Return Yards, Career

266 Dante Hall (2 games)	2000-06
199 John Stephens (3 games)	1993
196 Knile Davis (3 games)	2013-15
187 Quintin Demps (1 game)	2013
154 Ed Podolak (1 game)	1969-77

Most Kickoff Return Yards, Game

208 Dante Hall vs. Indianapolis	Jan. 11, 2004
187 Quintin Demps at Indianapolis	Jan. 4, 2014
154 Ed Podolak vs. Miami	Dec. 25, 1971
106 Knile Davis at Houston	Jan. 9, 2016
90 Knile Davis at New England	Jan. 16, 2016

Longest Kickoff Return

106 (TD) Knile Davis at Houston	Jan. 9, 2016
92 (TD) Dante Hall vs. Indianapolis	Jan. 11, 2004
78 Ed Podolak vs. Miami	Dec. 25, 1971
46 Dante Hall vs. Indianapolis	Jan. 11, 2004
36 Dexter McCluster vs. Baltimore	Jan. 9, 2011
35 Bert Coan at Buffalo	Jan. 1, 1967

Highest Kickoff Return Average, Career (10 returns)

26.6 Dante Hall (2 games: 10-266)	2000-06
19.9 John Stephens (3 games: 10-199)	1993

Highest Kickoff Return Average, Game (3 returns)

51.3 Ed Podolak vs. Miami (3-154)	Dec. 25, 1971
30.0 Knile Davis at New England (3-90)	Jan. 16, 2016
29.7 Dante Hall vs. Indianapolis (7-208)	Jan. 11, 2004
26.7 Quintin Demps at Indianapolis (7-187)	Jan. 4, 2014
24.0 John Stephens vs. Pittsburgh (3-72)	Jan. 8, 1994
23.0 Tamarick Vanover vs. Denver (3-69)	Jan. 4, 1998

Most Kickoff Return Touchdowns, Career

1 Dante Hall (2 games)	2000-06
1 Knile Davis (2 games)	2013-15

Interceptions By

Most Interceptions, Career

5 Emmitt Thomas (7 games)	1966-78
4 Johnny Robinson (8 games)	1960-71
3 Jim Marsalis (4 games)	1969-75
3 Deron Cherry (4 games)	1981-91

Most Interceptions, Game

2 Johnny Robinson vs. Houston	Dec. 23, 1962
2 Jim Marsalis at N.Y. Jets	Dec. 20, 1969
2 Emmitt Thomas at Oakland	Jan. 4, 1970
2 Deron Cherry vs. L.A. Raiders	Dec. 28, 1991
2 Ty Law at Indianapolis	Jan. 6, 2007
2 Husain Abdullah at Indianapolis	Jan. 4, 2014

Most Consecutive Games, Interceptions

3 Emmitt Thomas	1969
-----------------	------

Most Interception Return Yards, Career

131 Johnny Robinson (8 games)	1960-71
101 Emmitt Thomas (7 games)	1966-78
65 Jim Marsalis (4 games)	1969-75

Most Interception Return Yards, Game

72 Johnny Robinson at Buffalo	Jan. 1, 1967
69 Emmitt Thomas vs. Oakland	Jan. 4, 1970
50 Johnny Robinson vs. Houston	Dec. 23, 1962

Longest Interception Return

72 Johnny Robinson at Buffalo	Jan. 1, 1967
62 Emmitt Thomas at Oakland	Jan. 4, 1970
43 Ty Law at Indianapolis	Jan. 6, 2007
37 Johnny Robinson vs. Houston	Dec. 23, 1962

Most TDs, Career

0	0
---	---

Sacks

Most Sacks, Career

6.5 Derrick Thomas (10 games)	1989-99
6.5 Neil Smith (9 games)	1988-96
5.0 Aaron Brown (6 games)	1966-72

Most Sacks, Game

3 Aaron Brown at Oakland	Jan. 4, 1970
2 Eight times; By seven players	
Last: Allen Bailey at Houston	Jan. 9, 2016

Records for: Playoff Team



Scoring

Most Points, Game

44 at Indianapolis	Jan. 4, 2014
31 at Buffalo	Jan. 1, 1967
31 vs. Indianapolis	Jan. 11, 2004
30 at Houston	Jan. 9, 2016
28 at Houston	Jan. 16, 1994
27 vs. Pittsburgh	Jan. 8, 1994

Most Touchdowns, Game

5 at Indianapolis	Jan. 4, 2014
4 at Buffalo	Jan. 1, 1967
4 at Houston	Jan. 16, 1994
4 vs. Indianapolis	Jan. 11, 2004
3 Three times; Last, at Houston	Jan. 9, 2016

First Downs

Most First Downs, Game

30 at Indianapolis	Jan. 4, 2014
28 vs. Pittsburgh	Jan. 8, 1994
27 at New England	Jan. 16, 2016
24 at Miami	Dec. 31, 1994
24 vs. Indianapolis	Jan. 11, 2004
23 vs. Miami	Dec. 25, 1971

Fewest First Downs, Game

7 at Indianapolis	Jan. 6, 2007
8 vs. Baltimore	Jan. 9, 2011
13 at Oakland	Dec. 22, 1968
13 at Oakland	Jan. 4, 1970
14 Three times; Last, at Buffalo	Jan. 5, 1992

Net Yards Rushing and Passing

Most Net Yards, Game

513 at Indianapolis	Jan. 4, 2014
451 vs. Miami	Dec. 25, 1971
414 at Miami	Dec. 31, 1994
408 vs. Indianapolis	Jan. 11, 2004
401 vs. Pittsburgh	Jan. 8, 1994

Fewest Net Yards, Game

126 at Indianapolis	Jan. 6, 2007
161 vs. Baltimore	Jan. 9, 2011
204 vs. L.A. Raiders	Dec. 28, 1991
207 at Oakland	Jan. 4, 1970
213 at Buffalo	Jan. 5, 1992

Rushing

Most Rushing Attempts, Game

54 vs. Houston	Dec. 23, 1962
44 vs. Miami	Dec. 25, 1971
41 vs. Minnesota	Jan. 11, 1970

Fewest Rushing Attempts, Game

14 vs. Pittsburgh	Jan. 15, 2017
17 at Indianapolis	Jan. 6, 2007
18 at Houston	Jan. 16, 1994

19 vs. Green Bay	Jan. 15, 1967
19 at San Diego	Jan. 2, 1993

Most Rushing Yards, Game

213 vs. Miami	Dec. 25, 1971
199 vs. Houston	Dec. 23, 1962
196 vs. Indianapolis	Jan. 11, 2004
151 vs. Minnesota	Jan. 11, 1970
150 at Indianapolis	Jan. 4, 2014

Fewest Rushing Yards, Game

44 at Indianapolis	Jan. 6, 2007
52 at Buffalo	Jan. 23, 1994
61 at San Diego	Jan. 2, 1993
61 vs. Pittsburgh	Jan. 15, 2017
67 at N.Y. Jets	Dec. 28, 1968

Most Rushing Touchdowns, Game

2 at Buffalo	Jan. 1, 1967
2 at Oakland	Jan. 4, 1970
2 vs. Miami	Dec. 25, 1971
2 vs. Indianapolis	Jan. 11, 2004

Passing

Most Passing Attempts, Game

52 at Buffalo	Jan. 23, 1994
50 at New England	Jan. 16, 2016
46 at Indianapolis	Jan. 4, 2014
44 vs. Pittsburgh	Jan. 8, 1994
37 at Miami	Dec. 31, 1994
37 vs. Denver	Jan. 4, 1998

Fewest Passing Attempts, Game

14 vs. Houston	Dec. 23, 1962
14 vs. L.A. Raiders	Dec. 28, 1991
17 at Oakland	Jan. 4, 1970
17 vs. Minnesota	Jan. 11, 1970

Most Completions, Game

30 at Indianapolis	Jan. 4, 2014
29 vs. Pittsburgh	Jan. 8, 1994
29 at New England	Jan. 16, 2016
26 at Miami	Dec. 31, 1994
25 at Buffalo	Jan. 23, 1994

Fewest Completions, Game

7 at Oakland	Jan. 4, 1970
9 vs. Houston	Dec. 23, 1962
9 vs. L.A. Raiders	Dec. 28, 1991
9 vs. Baltimore	Jan. 9, 2011

Most Gross Passing Yards, Game

378 at Indianapolis	Jan. 4, 2014
323 at Buffalo	Jan. 23, 1994
314 at Miami	Dec. 31, 1994
299 at Houston	Jan. 16, 1994
299 vs. Pittsburgh	Jan. 8, 1994

Fewest Gross Passing Yards, Game

70 vs. Baltimore	Jan. 9, 2011
88 vs. Houston	Dec. 23, 1962
79 vs. L.A. Raiders	Dec. 28, 1991

107 at Indianapolis Jan. 6, 2007

Most Times Sacked, Game

9 at Buffalo Jan. 1, 1967

7 at San Diego Jan. 2, 1993

6 vs. Houston Dec. 23, 1962

6 vs. Green Bay Jan. 15, 1967

Most Passing Touchdowns, Game

4 at Indianapolis Jan. 4, 2014

3 at Houston Jan. 16, 1994

2 Three times; Last at Miami Dec. 31, 1994

Most Interceptions Thrown, Game

4 at Oakland Dec. 22, 1968

4 at Buffalo Jan. 5, 1992

3 vs. Indianapolis Jan. 7, 1996

3 vs. Baltimore Jan. 9, 2011

Interceptions By

Most Interceptions By, Game

5 vs. Houston Dec. 23, 1962

4 at Oakland Jan. 4, 1970

4 vs. L.A. Raiders Dec. 28, 1991

4 at Houston Jan. 9, 2016

Penalties

Most Penalties, Game

10 at Buffalo Jan. 5, 1992

7 Three times; Last vs. Denver Jan. 4, 1998

Fewest Penalties, Game

1 at N.Y. Jets Dec. 28, 1986

2 at Indianapolis Jan. 6, 2007

2 at Indianapolis Jan. 4, 2014

3 Twice; Last vs. Indianapolis Jan. 7, 1996

Most Yards Penalized, Game

65 vs. Denver Jan. 4, 1998

63 at N.Y. Jets Dec. 20, 1969

62 at San Diego Jan. 2, 1993

Fewest Yards Penalized, Game

5 at N.Y. Jets Dec. 28, 1986

13 at Indianapolis Jan. 6, 2007

15 at Miami Dec. 31, 1994

15 at Indianapolis Jan. 4, 2014

20 vs. L.A. Raiders Dec. 28, 1991

Fumbles

Most Fumbles, Game

5 at Oakland Jan. 4, 1970

3 Three times; Last, vs. Miami Dec. 31, 1994

Most Fumbles Lost, Game

4 at Oakland Jan. 4, 1970

2 vs. Miami Dec. 25, 1971

2 vs. Baltimore Jan. 9, 2011

Most Turnovers, Game

5 vs. Baltimore Jan. 9, 2011

4 at Oakland Dec. 22, 1968

4 at Oakland Jan. 4, 1970

4 vs. Miami Dec. 25, 1971

4 at Buffalo Jan. 5, 1992

4 vs. Indianapolis Jan. 7, 1996



Scoring

Fewest Points Allowed, Game

0 at Houston	Jan. 9, 2016
6 at N.Y. Jets	Dec. 20, 1969
6 vs. L.A. Raiders	Dec. 28, 1991

Most Points Allowed, Game

45 at Indianapolis	Jan. 4, 2014
41 at Oakland	Dec. 22, 1968
38 vs. Indianapolis	Jan. 11, 2004
37 at Buffalo	Jan. 5, 1992
35 vs. Green Bay	Jan. 15, 1967
35 at N.Y. Jets	Dec. 28, 1986

Fewest Touchdowns Allowed, Game

0 at N.Y. Jets	Dec. 20, 1969
0 vs. L.A. Raiders	Dec. 28, 1991
0 at Houston	Jan. 9, 2016
0 vs. Pittsburgh	Jan. 15, 2017

Most Touchdowns Allowed, Game

6 at Indianapolis	Jan. 4, 2014
5 vs. Green Bay	Jan. 15, 1967
5 at Oakland	Dec. 22, 1968
5 at N.Y. Jets	Dec. 28, 1986
5 vs. Indianapolis	Jan. 11, 2004

First Downs

Fewest First Downs Allowed, Game

9 at Buffalo	Jan. 1, 1967
13 vs. Minnesota	Jan. 11, 1970
14 at Houston	Jan. 9, 2016
16 Three times; Last vs. Denver	Jan. 4, 1998

Most First Downs Allowed, Game

30 at Buffalo	Jan. 23, 1994
29 at Buffalo	Jan. 5, 1992
28 at Indianapolis	Jan. 6, 2007
28 at Indianapolis	Jan. 4, 2014
27 vs. Indianapolis	Jan. 11, 2004

Net Yards Rushing and Passing

Fewest Net Yards Allowed, Game

226 at Houston	Jan. 9, 2016
233 at Oakland	Jan. 4, 1970
235 at N.Y. Jets	Dec. 20, 1969
239 vs. Minnesota	Jan. 11, 1970
249 vs. Indianapolis	Jan. 7, 1996

Most Net Yards Allowed, Game

536 at Indianapolis	Jan. 4, 2014
454 at Oakland	Dec. 22, 1968
448 at Buffalo	Jan. 5, 1992
435 at Indianapolis	Jan. 6, 2007
434 vs. Indianapolis	Jan. 11, 2004

Rushing

Fewest Rushing Attempts, Game

13 at Buffalo	Jan. 1, 1967
14 at Houston	Jan. 16, 1994
14 at New England	Jan. 16, 2016
19 vs. Minnesota	Jan. 11, 1970
19 at Indianapolis	Jan. 4, 2014

Most Rushing Attempts, Game

46 at Buffalo	Jan. 5, 1992
46 at Buffalo	Jan. 23, 1994
43 vs. Miami	Dec. 25, 1971

Fewest Rushing Yards Allowed, Game

38 at New England	Jan. 16, 2016
39 at Houston	Jan. 16, 1994
40 at Buffalo	Jan. 1, 1967
67 vs. Minnesota	Jan. 11, 1970

Most Rushing Yards Allowed, Game

229 at Buffalo	Jan. 23, 1994
192 at San Diego	Jan. 2, 1993
188 at Indianapolis	Jan. 6, 2007
180 at Buffalo	Jan. 5, 1992

Most Rushing Touchdowns Allowed, Game

3 vs. Green Bay	Jan. 15, 1967
3 at Buffalo	Jan. 23, 1994
2 Four times; Last, vs. Indianapolis	Jan. 11, 2004

Passing

Fewest Passing Attempts Allowed, Game

19 vs. Denver	Jan. 4, 1998
23 at N.Y. Jets	Dec. 28, 1986
23 vs. L.A. Raiders	Dec. 28, 1991
23 at San Diego	Jan. 2, 1993

Most Passing Attempts Allowed, Game

46 vs. Houston	Dec. 23, 1962
45 at Oakland	Jan. 4, 1970
45 at Indianapolis	Jan. 4, 2014
43 at Houston	Jan. 16, 1994
42 at New England	Jan. 16, 2016
42 vs. Pittsburgh	Jan. 16, 1994

Fewest Completions Allowed, Game

10 vs. Denver	Jan. 4, 1998
12 at Buffalo	Jan. 1, 1967
12 vs. L.A. Raiders	Dec. 28, 1991
12 vs. Indianapolis	Jan. 7, 1996

Most Completions Allowed, Game

32 at Houston	Jan. 16, 1994
31 at Indianapolis	Jan. 6, 2007
29 at Indianapolis	Jan. 4, 2014
28 at New England	Jan. 16, 2016
25 vs. Baltimore	Jan. 9, 2011

Fewest Gross Passing Yards Allowed, Game

112 vs. Indianapolis	Jan. 7, 1996
136 at Houston	Jan. 9, 2016
140 vs. L.A. Raiders	Dec. 28, 1991
153 at N.Y. Jets	Dec. 28, 1986

160 at Buffalo	Jan. 23, 1994
----------------	---------------

Most Passing Yards Allowed, Game

443 at Indianapolis	Jan. 4, 2014
347 at Oakland	Dec. 22, 1968
306 at Houston	Jan. 16, 1994
304 vs. Indianapolis	Jan. 11, 2004
302 at New England	Jan. 16, 2016

Most Passing Touchdowns Allowed, Game

5 at Oakland	Dec. 22, 1968
4 at Indianapolis	Jan. 4, 2014
3 Four times; Last, vs. Indianapolis	Jan. 11, 2004

Sacks

Most Sacks, Game

9 at Houston	Jan. 16, 1994
5 at San Diego	Jan. 2, 1993
4 at Oakland	Jan. 4, 1970
4 at Buffalo	Jan. 1, 1967
4 vs. Baltimore	Jan. 9, 2011

Interceptions

Most Interceptions By, Game

5 vs. Houston	Dec. 23, 1962
4 at Oakland	Jan. 4, 1970
4 vs. L.A. Raiders	Dec. 28, 1991
4 at Houston	Jan. 9, 2016



Single Game

Total Points

18 Fred Biletnikoff, Oakland	Dec. 22, 1968
18 Thurman Thomas, Buffalo	Jan. 23, 1994
18 Chris Boswell, Pittsburgh	Jan. 15, 2017
15 Scott Norwood, Buffalo	Jan. 5, 1992
14 Steve Christie, Buffalo	Jan. 23, 1994

Total Touchdowns

3 Fred Biletnikoff, Oakland	Dec. 22, 1968
3 Thurman Thomas, Buffalo	Jan. 23, 1994
2 Max McGee, Green Bay	Jan. 15, 1967
2 Elijah Pitts, Green Bay	Jan. 15, 1967
2 Warren Wells, Oakland	Dec. 22, 1968
2 Freeman McNeil, N.Y. Jets	Dec. 28, 1986
2 Andre Reed, Buffalo	Jan. 5, 1992
2 Terrell Davis, Denver	Jan. 4, 1998
2 Edgerrin James, Indianapolis	Jan. 11, 2004
2 T.Y. Hilton, Indianapolis	Jan. 4, 2014
2 Donald Brown, Indianapolis	Jan. 4, 2014
2 Rob Gronkowski, New England	Jan. 16, 2016

Field Goals

6 Chris Boswell, Pittsburgh	Jan. 15, 2017
3 Scott Norwood, Buffalo	Jan. 5, 1992
3 Steve Christie, Buffalo	Jan. 23, 1994
3 Adam Vinatieri, Indianapolis	Jan. 6, 2007
3 Billy Cundiff, Baltimore	Jan. 9, 2011
2 George Blanda, Oakland	Dec. 22, 1968
2 Jim Turner, N.Y. Jets	Dec. 20, 1969
2 Garo Yepremian, Miami	Dec. 25, 1971
2 Jeff Jaeger, L.A. Raiders	Dec. 28, 1991
2 Al Del Greco, Houston	Jan. 16, 1994
2 Pete Stoyanovich, Miami	Dec. 31, 1994
2 Stephen Gostkowski, New England	Jan. 16, 2016

Pass Attempts (All 40+)

46 George Blanda, Houston	Dec. 23, 1962
45 Andrew Luck, Indianapolis	Jan. 4, 2014
43 Warren Moon, Houston	Jan. 16, 1994
42 Neil O'Donnell, Pittsburgh	Jan. 8, 1994
42 Tom Brady, New England	Jan. 16, 2016
40 Joe Namath, N.Y. Jets	Dec. 20, 1969

Pass Completions

32 Warren Moon, Houston	Jan. 16, 1994
31 Peyton Manning, Indianapolis	Jan. 6, 2007
29 Andrew Luck, Indianapolis	Jan. 4, 2014
28 Tom Brady, New England	Jan. 16, 2016
25 Joe Flacco, Baltimore	Jan. 9, 2011

Passing Yards (All 300+)

443 Andrew Luck, Indianapolis	Jan. 4, 2014
345 Daryle Lamonica, Oakland	Dec. 22, 1968
306 Warren Moon, Houston	Jan. 16, 1994
304 Peyton Manning, Indianapolis	Jan. 11, 2004
302 Tom Brady, New England	Jan. 16, 2016

Long Pass

69 Jack Kemp to Elbert Dubenion, Buffalo	Jan. 1, 1967
---	--------------

Touchdown Passes

5 Daryle Lamonica, Oakland	Dec. 22, 1968
4 Andrew Luck, Indianapolis	Jan. 4, 2014
3 Pat Ryan, N.Y. Jets	Dec. 28, 1986
3 Jim Kelly, Buffalo	Jan. 5, 1992
3 Neil O'Donnell, Pittsburgh	Jan. 8, 1994
3 Peyton Manning, Indianapolis	Jan. 11, 2004

Interceptions Thrown

5 George Blanda, Houston	Dec. 23, 1962
4 Todd Marinovich, L.A. Raiders	Dec. 28, 1991
4 Brian Hoyer, Houston	Jan. 9, 2016
3 Joe Namath, N.Y. Jets	Dec. 20, 1969
3 Daryle Lamonica, Oakland	Jan. 4, 1970
3 Jim Kelly, Buffalo	Jan. 5, 1992
3 Peyton Manning, Indianapolis	Jan. 6, 2007
3 Andrew Luck, Indianapolis	Jan. 4, 2014

Rushing Attempts

33 Thurman Thomas, Buffalo	Jan. 23, 1994
31 Freeman McNeil, N.Y. Jets	Dec. 28, 1986
30 Le'Veon Bell, Pittsburgh	Jan. 15, 2017
26 Edgerrin James, Indianapolis	Jan. 11, 2004
25 Leroy Thompson, Pittsburgh	Jan. 8, 1993
25 Terrell Davis, Denver	Jan. 4, 1998
25 Joseph Addai, Indianapolis	Jan. 6, 2007

Rushing Yards (All 100+)

186 Thurman Thomas, Buffalo	Jan. 23, 1994
170 Le'Veon Bell, Pittsburgh	Jan. 15, 2017
135 Freeman McNeil, N.Y. Jets	Dec. 28, 1986
125 Edgerrin James, Indianapolis	Jan. 11, 2004
122 Joseph Addai, Indianapolis	Jan. 6, 2007
119 Marion Butts, San Diego	Jan. 2, 1993
107 Nick Bell, L.A. Raiders	Dec. 28, 1991
101 Terrell Davis, Denver	Jan. 4, 1998
100 Thurman Thomas, Buffalo	Jan. 5, 1992

Rushing Touchdowns

3 Thurman Thomas, Buffalo	Jan. 23, 1994
2 Elijah Pitts, Green Bay	Jan. 15, 1967
2 Freeman McNeil, N.Y. Jets	Dec. 28, 1986
2 Terrell Davis, Denver	Jan. 4, 1998
2 Edgerrin James, Indianapolis	Jan. 11, 2004

Long Run

54 Marion Butts, San Diego	Jan. 2, 1993
----------------------------	--------------

Pass Receptions

13 T.Y. Hilton, Indianapolis	Jan. 4, 2014
10 Todd Heap, Baltimore	Jan. 9, 2011
10 Julian Edelman, New England	Jan. 16, 2016
9 Haywood Jeffires, Houston	Jan. 16, 1994
9 Dallas Clark, Indianapolis	Jan. 6, 2007
8 Charles Smith, Oakland	Jan. 4, 1970
7 Max McGee, Green Bay	Jan. 15, 1967
7 Fred Biletnikoff, Oakland	Dec. 22, 1968
7 John Henderson, Minnesota	Jan. 1, 1970
7 Paul Warfield, Miami	Dec. 25, 1971
7 Jeff Graham, Pittsburgh	Jan. 8, 1994
7 Joseph Addai, Indianapolis	Jan. 6, 2007
7 Rob Gronkowski, New England	Jan. 16, 2016

Receiving Yards (All 100+)

224 T.Y. Hilton, Indianapolis	Jan. 4, 2014
180 Fred Biletnikoff, Oakland	Dec. 22, 1968
140 Paul Warfield, Miami	Dec. 25, 1971
138 Max McGee, Green Bay	Jan. 15, 1967
127 Bobby Burnett, Buffalo	Jan. 11, 1967
111 John Henderson, Minnesota	Jan. 11, 1970
108 Todd Heap, Baltimore	Jan. 9, 2011
108 Antonio Brown, Pittsburgh	Jan. 15, 2017
103 Dallas Clark, Indianapolis	Jan. 6, 2007
100 Andre Reed, Buffalo	Jan. 5, 1992
100 Julian Edelman, New England	Jan. 16, 2016

Touchdown Receptions

3 Fred Biletnikoff, Oakland	Dec. 22, 1968
2 Max McGee, Green Bay	Jan. 15, 1967
2 Warren Wells, Oakland	Dec. 22, 1968
2 Andre Reed, Buffalo	Jan. 5, 1992
2 T.Y. Hilton, Indianapolis	Jan. 4, 2014
2 Rob Gronkowski, New England	Jan. 16, 2016

Interceptions Made

2 Kirby Jackson, Buffalo	Jan. 5, 1992
--------------------------	--------------

Long Interception Return

50 Willie Wood, Green Bay	Jan. 15, 1967
---------------------------	---------------

Long Punt Return

26 Russell Copeland, Buffalo	Jan. 23, 1994
------------------------------	---------------

Long Kickoff Return

52 George Atkinson, Oakland	Jan. 4, 1970
-----------------------------	--------------

Long Punt

64 Reggie Roby, Miami	Jan. 5, 1991
-----------------------	--------------

Long Field Goal (All 50+)

58 Pete Stoyanovich, Miami	Jan. 5, 1991
50 Adam Vinatieri, Indianapolis	Jan. 6, 2007

Sacks

3 Gerald Williams, Pittsburgh	Jan. 8, 1994
3 Whitney Mercilus, Houston	Jan. 9, 2016



CHIEFS

FEATURE CLIPPINGS

THIS IS CHIEFS KINGDOM

TEAM

1. **Chiefs'** new Locker Room Club at Arrowhead gives fans a close-up view (KC Star) **2**
2. The Children's Place Sets **Chiefs** Charity Game Record (Chiefs.com) **3**
3. The 2017 "Red Friday Flag" Unveiled at **Chiefs** Camp (Chiefs.com) **5**
4. First-Time **Chiefs'** Alumni Visit Mosaic Life Care (Chiefs.com) **6**
5. Kansas City **Chiefs** to paint Ozarks red, helping Springfield's Ronald McDonald Houses (KY3) **8**
6. **Chiefs** Ratings Rise (St. Louis Post-Dispatch) **9**
7. **Chiefs** Extend Partnership Agreement with Union Broadcasting's Sports Radio 810 WHB (Chiefs.com) **10**
8. The Latest in Technology is Watching Over the **Chiefs** Practice Fields (Chiefs.com) **11**
9. **Chiefs** Among League-Leaders in Embracing New Helmet Technology (Chiefs.com) **13**
10. **Chiefs** to Name "Kansas HS Coach of the Year" Award After the Late Eric Driskell (Chiefs.com) **16**
11. **Chiefs'** victory over Patriots draws huge audience on NBC (KC Star) **19**
12. **Chiefs** Introduce New 360-Degree Highlights (Chiefs.com) **20**
13. NFL Power Rankings: Where do **Chiefs** Rank After a Dominant Win Over Patriots? (Chiefs.com) **21**

EXECUTIVES/COACHES

1. Chiefs promote **Brett Veach** to be their GM (KC Star) **23**
2. Chiefs' **Andy Reid** voted Sporting News Coach of the Year for third time (Sporting News) **25**
3. Chiefs give promotions to assistant coaches **Brad Childress, Matt Nagy** (KC Star) **27**
4. Breaking Down Process That Led to **Brett Veach** Being Hired as GM (Chiefs.com) **28**
5. Chiefs' **Andy Reid** wins top coach award in AFC West (ESPN) **31**
6. Chiefs' **Clark Hunt** paid for extra staff members to attend Pro Bowl (KC Star) **32**
7. Chiefs hire Green Bay's **Tim Terry** as director of pro personnel (KC Star) **33**
8. The Six Conversations That Changed **Matt Nagy's** Life (Chiefs.com) **34**
9. Chiefs GM **Brett Veach** Breaks Down Process of Establishing 53-Man Roster (Chiefs.com) **49**

PLAYERS

1. Chiefs' **Charcandrick West** sings to raise awareness for childhood arthritis (KC Star) **52**
2. **Eric Murray** and Chiefs DBs Visit The Children's Place (Chiefs.com) **53**
3. **Derrick Johnson** Raised More Than \$120,000 for Inner-City Kids (Chiefs.com) **54**
4. Chiefs QB **Alex Smith** visits Springfield Boys and Girls Club (USA Today) **56**
5. Oak Grove kids and **Travis Kelce** play on new gym floor (Fox 4 KC) **58**
6. **Tyreek Hill** is the NFL's fastest player, Next Gen Stats show (Alabama Life) **59**
7. Chiefs add veteran defensive tackle **Bennie Logan** on one-year contract (KC Star) **60**
8. Chiefs sign OL **Laurent Duvernay-Tardif** to contract extension (Fox 4 KC) **62**
9. A Tale of Two Passions: The Life of Chiefs Guard **Laurent Duvernay-Tardif** (Chiefs.com) **63**
10. Chiefs add defensive-tackle help, sign veteran **Roy Miller** (KC Star) **74**
11. New Chiefs linebacker **Kevin Pierre-Louis** excited to get to work with new team (Chiefs.com) **75**
12. Chiefs pick up **Dee Ford's** fifth-year option (KC Star) **77**
13. Chiefs QB **Patrick Mahomes II's** Father Proud of His Son's Gamble on Himself (Chiefs.com) **79**
14. **Berry** Earns Derrick Thomas Award; **Hill** Awarded Mack Lee Hill Honor (Chiefs.com) **81**
15. **Derrick Johnson** Hosts His Gearing Up! Back to School Event at Arrowhead (Chiefs.com) **83**
16. **Kareem Hunt** Named a Potential Breakout Candidate on Good Morning Football (Chiefs.com) **85**
17. Four Chiefs Make ESPN's "NFL Rank 2017" (Chiefs.com) **86**
18. Chiefs strengthen defense with **Ragland** trade (Chiefs Digest) **88**
19. Chiefs acquire **Cameron Erving** in trade with Browns (KC Star) **89**
20. Chiefs OL **Mitchell Schwartz** Discusses His Techniques For Recovery, Film Prep (CBS Local Sports) **90**
21. Tickets For Less signs Chiefs player as its new spokesman (KC Business Journal) **93**
22. **Kareem Hunt** Has Record-Breaking Performance in NFL Debut (Chiefs.com) **94**
23. **Tyreek Hill** Comes Up Big in Season Opener (Chiefs.com) **96**
24. Chiefs QB **Alex Smith** Steps Up on the NFL's Biggest Stage, Thrives (Chiefs.com) **97**
25. **Marcus Peters** Recognized as Pro Football Focus' Top Playmaking Corner (Chiefs.com) **100**
26. New linebacker **Ragland** is already fitting in well with Chiefs (KC Star) **101**
27. **Travis Kelce's** Foundation Raising Money for Local After-School Program (Chiefs.com) **103**
28. Chiefs' **Alex Smith** honored for performance against Patriots (KC Star) **105**
29. **Derrick Johnson** and **Tyreek Hill** Visit the Ronald McDonald House on Tuesday (Chiefs.com) **107**
30. **Alex Smith, Kareem Hunt** Honored as FedEx Players of the Week (Chiefs.com) **109**
31. The making of **Kareem Hunt**, from his first Pee Wee game to the NFL's newest star (KC Star) **110**

(Team)
Chiefs' new Locker Room Club at Arrowhead gives fans a close-up view

Blair Kerkhoff

KC Star

August 11, 2017

The newest viewing area at Arrowhead Stadium has no sightline to the playing field. But fans in the stands won't get to see players entering the locker room or coach Andy Reid conducting his postgame news conference.

Some 100 fans will. They'll gather in the Locker Room Club, not far from where the players exit the field at the 50-yard line behind the Chiefs' bench.

The Chiefs gutted what used to be the photographer's work room and turned it into a gathering spot that is steps away from the locker room entrance and interview room.

"We went to the bowels of the stadium and found space that was being used for different things," said Tyler Epp, the Chiefs' vice president for business development. "We see it as beachfront property for our fans."

Games will be playing on the screens surrounding the room, with a bar and food options. Original AFL helmets hang behind the bar. Fans can drop in during the game or spend the entire game here.

Who has access?

Two groups: Field box owners who have open-air suites — a plan below the club suites — and fans who are members of the Chiefs Kingdom Rewards. The latter can accumulate points to get a transferable pass to the club on a game-by-game basis.

"We targeted this around the average fans to come down," Epp said.

The Chiefs scouted other NFL stadiums with a similar feature, including AT&T Stadium in Arlington, Tex., and U.S. Bank Stadium in Minneapolis. Those stadiums had the advantage of making their clubs part of the original construction.

Children's Mercy Park, home of Sporting KC, has a similar feature as well.

(Team)

The Children's Place Sets Chiefs Charity Game Record

Matt McMullen

Chiefs.com

August 12, 2017

The Chiefs and The Children's Place raised \$845,000 through 2017 Chiefs Charity Game

The Kansas City Chiefs opened the preseason with the 33rd annual Charity Game on Friday night and, for the third year in a row, The Children's Place was the beneficiary.

The Children's Place aims to meet the developmental and mental health needs of young children that have survived abuse, neglect and other forms of trauma.

"The Chiefs have elevated community awareness of who we are as an agency," said Ann Thomas, the President and CEO of The Children's Place. "It's given us an additional platform to tell our story and to make people aware that we're serving children in Kansas City right here, under our noses, that are experiencing traumatic events before they're eight years old."

The Charity Game has raised more than \$12.5 million for local initiatives since its inception in 1985 and has seen unprecedented success since partnering with The Children's Place, raising a record number of funds in each of the past two years. The game raised \$736,000 in 2015, \$740,000 in 2016 and \$845,000 this season – a total of over \$2.3 million.

"I think it's exceeded all of our hopes and expectations," Thomas said. "We were excited in the first year when we hit \$730,000, and we knew we had set the bar high for us to continue to break our own record, but that just got people excited. It's kind of mirrored the competitive spirit you see in sports. This is our opportunity, so we want to make sure we seize the moment."

It's been an impressive run for an organization that's still relatively small in size.

"We have a lot of pride in our success," Thomas said. "The Chiefs have said, and we know, that they took a bit of a risk on us because we're a small organization – we have under 50 employees. We're really proud that our little agency could break all of these records. It also speaks to people believing in our mission and people wanting to see our kids have success in life."

The event's success has redefined what The Children's Place is capable of doing in the Kansas City area.

"We've grossed 2.3 million dollars in this process. There are expenses and things that go along with that, but a large portion of that money is for our building," Thomas said. "We're looking into what the right thing to do is, and that's what this money is for us. It'll allow us to deliver more services and to deliver our services differently. We can't expand our programs the way we want to right now because of our walls, so we'll get to dream big again."

The game has more than just a financial impact, too.

"One of the things that we're seeing is we're having more and more interest from people wanting to serve on our board," Thomas said. "Because people are aware of what we do, the philanthropies of individual businesses are starting to reach out and us and ask how they can help. That's not always monetary – it's a lot of physical capital, which is what we also need."

It's been a successful partnership between the Chiefs and The Children's Place as the organizations work together to serve the Kansas City community.

"This platform has really elevated us to a different level which sets us up for a nice trajectory moving forward," Thomas said. "I like to think that The Children's Place is here to help kids and elevate them to the next level, and the Chiefs have sort of done that for The Children's Place."

(Team)

The 2017 “Red Friday Flag” Unveiled at Chiefs Camp

Sydney Ringdahl

Chiefs.com

August 5, 2017

The first stop for the soon-to-be well-travelled flag is training camp

Red Friday, you know the day where the entire city becomes a sea of red, has sized up—literally.

The Red Friday flag was unveiled Saturday at training camp for its first stop on the Kansas City tour.

And general manager Brett Veach was amongst the first to add their signature.

This is the second year that there’s been a larger-than-life-size flag for fans to sign, which eventually ends up in the Kansas City Chiefs’ locker room.

“This is the 26th year of Red Friday, however, last year was the first year we did a giant flag that could really interact and engage with the fans,” Josh Brewster, who runs public relations for McDonald’s local chapters, said. “Which is really nice because it really gets people excited about the Chiefs season and reminds people when Red Friday is.”

Honoring the long-standing tradition started by Founder Lamar Hunt and the Chiefs’ Red Coaters, Red Friday newspapers, magazines and flags have been sold to raise money for local charities.

For the past few years, the Chiefs have partnered with Ronald McDonald House Charities.

The Ronald McDonald House aims to reduce the burden of childhood illness on children and their families by providing a “home away from home” while the children are receiving medical care in Kansas City-area hospitals.

The flags tell a story of a kingdom, strangers united.

“It allows people to know they’re one in the same,” Brewster said. “The Chiefs, the people, the kids at Ronald McDonald House, they can all show their support all for that.”

The tour of the flag hits all four corners of the metro to give everyone a chance to sign it.

“So we’re going to two high school football games on Friday nights, a couple school engagements, we’re going to stop by a few McDonald’s restaurants, we’re going to do a few surprises like on the Country Club Plaza, and more,” Brewster explained.

You can keep up to date with where the flag is scheduled to go next on by checking @KCMcDonaldson Twitter and local media.

“Last year was the first year we really unveiled the flag, fans loved it and we’re ready for year two,” Brewster said. “Chiefs fans are the best fans in the world.”

(Team)

First-Time Chiefs' Alumni Visit Mosaic Life Care

Sydney Ringdahl

Chiefs.com

August 7, 2017

Alumni Day at Chiefs Camp

If a woman was in active labor, would it stop her from getting an autograph from former Kansas City Chiefs players?

No, no it would not.

This year for Alumni Day at training camp, there were seven Chiefs' alums who went to Mosaic Life Care in St. Joseph to visit with patients after Sunday's morning practice.

"We love the partnership Mosaic Life Care has with the Kansas City Chiefs," Joey Austin, who runs Media/Community Relations for Mosaic Life Care, said.

"Our patients were excited to see the [Chiefs Ambassador Program] group, and it meant so much to them. To be able to lift their spirits, laugh and take time to enjoy the moment is priceless.

"It's a win-win for both organizations," Austin added.

The alumni visited patients in cardiology, oncology and to finish it off, the OB/GYN wing.

A soon-to-be mother sent out her husband with footballs and a onesie, not to return until he had collected the signatures of the all the alumni.

Luckily, he succeeded.

The final stop in the OB/GYN wing was congratulating a family that recently had a baby girl.

Of course a full family photo, including all the alumni present, was a must.

Former Chiefs defensive end Jimmy Wilkerson invented a word to describe Sunday's experience.

"Today [Sunday] was a fantabalistic day. You get to meet a lot of different people and cheer some people up.

“Seeing these guys and ladies in this type of condition, knowing that they don’t want to be here, whenever you can have someone like us come in and cheer them up, it kind of helps them know that something good is going to come once they get out of here,” Wilkerson said.

Two of Wilkerson’s kids even got to tag along on the day’s activities—not to mention adding their own signatures to items per patient requests.

Wilkerson said it was an awesome experience for his boys and hopes they also learned something from it.

“Hopefully they not only learned from this, but grow and go out into a community of their own and do the same,” Wilkerson said.

Alumni Day also allows for generations of Chiefs to see not only what’s in store for the future, but remember the foundation upon which it was built.

“I love having the alums out here. I just think that’s very important,” Coach Andy Reid said. “They’re Chiefs. They gave up a lot of sweat and tears for the organization, and so I think it’s important that they feel a part of it.”

“They get to meet the younger generation and the younger generation gets to meet them and the foundation they built for them,” Reid added.

And that foundation still holds value to current players.

“No matter what level of football you’re in – high school, college or professional – you kind of represent the people that have played before you, and they take pride in who they’ve played for,” Chiefs center Mitch Morse said. “So you not only play for yourself, you play for those guys who paved the way for you and kind of paved the foundation for the kind of respect that the Kansas City Chiefs have.”

Reid explained he loves having the alumni in the mix, not to mention the great job they do.

“They’re active,” Reid said. “(Chiefs Chairman and CEO) Clark [Hunt] has set it up so they can be that, and they really care about our players, which is a really neat deal.”

Alumni Day is just one of many opportunities alumni have to be surrounded not only by the game they love, but to give back to the community as well.

“I think what they do for the community is special, especially when we as a team aren’t able to reach out all the time,” Morse said. “I think these guys do a fantastic job of representing us because they’ve done it.”

(Team)

Kansas City Chiefs to paint Ozarks red, helping Springfield's Ronald McDonald Houses

By Joe Hickman

August 22, 2017

KY3

SPRINGFIELD, Mo. -- Over the past 29 years, some 11,500 families have found a temporary home at one of Springfield's two Ronald McDonald Houses.

K.C. Wolf and the Kansas City Chiefs brought their charitable support to the organization that supplies housing for families of sick or seriously ill children with locations at both Mercy and Cox South. For 26 years, the Chiefs have celebrated Red Friday before their first home game, which this year is September 15. But for the first time in Springfield, the Chiefs will be raising money on that day for the Ronald McDonald house.

"This flag will be available at 58 Springfield and Ozark McDonald locations," said Bill Chapin, Chiefs V.P. for Business Operations. "And for \$5 or more, be generous, you get this Chiefs Kingdom flag. And the net proceeds go as I said right back here to the Ronald McDonald House charities."

"The time we spent here was a blessing," said Hayden Drumright."

No one appreciates this home-away-from-home than Hayden and Audrey Drumright from Howell County, the number one county served by the Ronald McDonald House. Their son Jamison was airlifted to Springfield with pneumonia and a collapsed lung when he was born 17 months ago. And later that week they discovered he had Down syndrome. For two-and-a-half stressful, emotional weeks, the Drumright's lived at the Ronald McDonald House with other families going through the same traumatic times.

"It was a scary time but it did mean a lot to come here and have people who truly cared about you," said Hayden.

"The most important thing the house provides is that comradery, support, and help between the families in a very comforting environment," said Bonnie Keller of Springfield's Ronald McDonald House. "And when you talk to the families, they'll tell you that's what took the edge off and allowed them to get through one of the most difficult times in their lives."

"No one can argue the relevancy of what the Ronald McDonald House charities can provide," said Chapin. "And to see the immediate impact on those young children and those young families going through a very trying time brings great joy not only to our organization but it's the right thing to do for our community."

(Team)

Chiefs Ratings Rise

Jim Thomas

August 19, 2017

St. Louis Post-Dispatch

Chiefs president Mark Donovan said television ratings for the team's preseason opener in St. Louis were up noticeably this year.

"I think we were up 20-some percent with our preseason game Week 1 over last year in St. Louis," Donovan said.

Donovan conceded that it wasn't exactly an apples-to-apples comparison.

"Last year's first preseason game was on a Saturday afternoon vs. a Friday night (this year)," he said. "So you're gonna get a bump there to begin with. But, you know, it's going in the right direction. We're getting more and more attention, more and more feedback from St. Louis. So we're excited."

For the second year in a row, the local CBS affiliate (KMOV, Channel 4) is airing Chiefs preseason games here. Last year's preseason opener was a 3:30 p.m. Saturday kickoff against Seattle. This year's exhibition opener was an 8 p.m. Friday kickoff Aug 11 against San Francisco.

The Chiefs play their second preseason game Saturday in a 6 p.m. start (St. Louis time) in Cincinnati against the Bengals.

Donovan has continually stressed that the Chiefs want to cultivate the St. Louis market in a consistent but respectful manner. But there's no doubt they would like to be not just Kansas City's team, but Missouri's team with the Rams gone and no prospect of the NFL returning to St. Louis in the near future.

"And that's the opportunity," Donovan said. "You have the opportunity to continue to grow, you have the opportunity that you didn't have before when the Rams were there.

"So you've got to take advantage of that where you can. But as we said, we've gotta do it the right way. We understand what they went through, and we understand they're still going through that."

That being said, Donovan added: "We still want people from St. Louis to come and experience the Arrowhead experience. And see what it is. And we think that will continue to grow our fan base, not only watching and ratings, but also attending. That's a big piece of it."

(Team)

Chiefs Extend Partnership Agreement with Union Broadcasting's Sports Radio 810 WHB

PR Staff

August 22, 2017

Chiefs.com

On Tuesday, the Kansas City Chiefs announced that the club has reached an agreement to extend their partnership with Sports Radio 810 WHB (810 AM).

Since February of 2010, Sports Radio 810 WHB has served as the Official Sports Radio Home of the Kansas City Chiefs, with exclusive rights to various categories of Chiefs programming.

“When we announced our partnership with Sports Radio 810 WHB in 2010, it was truly a groundbreaking agreement for our organization and we’ve seen the relationship continue to grow since that time,” Chiefs President Mark Donovan said. “We know that 810 WHB is delivering quality programming and content to Chiefs fans over-the-air and online. We look forward to our continued relationship with Union Broadcasting as we work with them to reach even more of our fans.”

“We are excited to announce our partnership with the Kansas City Chiefs. The passion of Chiefs Kingdom is unmatched in the NFL and as an Official Broadcast Partner, Sports Radio 810 WHB is thrilled to be Kansas City’s home for exclusive Chiefs news, information and interviews,” President of Union Broadcasting, Inc. Chad Boeger said. “The Chiefs are one of the best organizations in professional sports, and it stands to reason that our listeners get to enjoy the best, most comprehensive coverage of the Chiefs on the preeminent sports radio station in the Midwest, Sports Radio 810 WHB, locally owned and operated for over 20 years.”

Under the extended agreement, 810 WHB will own exclusive live radio broadcast rights to the Chiefs weekly in-season press conference with Head Coach Andy Reid and a weekly one-on-one interview with QB Alex Smith. In addition, Sports Radio 810 WHB will broadcast the Chiefs Kingdom radio show on Monday nights from 6 to 7 p.m., which is hosted by Voice of the Chiefs Mitch Holthus and includes call-ins from Coach Reid and live on-site guest interviews with key players.

Throughout the season, Chiefs players will be featured on regularly scheduled 810 WHB programming, hosted by 810’s staff of on-air personalities. Each year during Chiefs Training Camp, 810 WHB has access to deliver live reports from an exclusive end zone tent and broadcast live post-practice interviews.

Beginning with the new agreement, 810 WHB will also have the ability to run a marketing campaign centered around Chiefs Mondays, broadcasting on location at The University of Kansas Health System Training Complex.

(Team)

The Latest in Technology is Watching Over the Chiefs Practice Fields

Matt McMullen

August 23, 2017

Chiefs.com

The Chiefs are using new practice cameras this season that don't require a traditional manned lift

There's countless things that go on behind the scenes for the Kansas City Chiefs that help position the team to win on the field. Every victory is a culmination of numerous people working together to prepare for the upcoming opponent.

A critical component of that weekly preparation is the work done by the Chiefs video operations team, which film practice so that the coaching staff can adequately evaluate and game plan.

That process got a facelift this offseason, as the Chiefs moved on from the traditional manned scissor-lifts in favor of a new camera system that can be operated from the ground.

"They're called mastRcam mobiles," said Pat Brazil, the Chiefs' Director of Video Operations. "Basically, they're similar to a boat trailer with a moulded canopy and Bimini on top, with a 55-foot tall telescoping mast that's rated for 50 miles per hour. They also have electronic leveling jacks to keep it completely level and firm to the ground. The operator sits at the bottom of it with a pan zoom tilt control, and just shoots practice from there."

The new system's primary advantage is safety, as it doesn't require an individual to actually ascend in the air with the camera.

"We used to have three 45-foot platform scissor-lifts and we would just load our camera gear in there and go up," Brazil said. "It takes a while to get down if lightning hits or there's wind, so this is definitely much safer."

The increased safety of the staff made the decision to move forward with the new technology an easy one for Chiefs Chairman and CEO Clark Hunt.

"We did our research to make sure that the quality of the video was as good as the old platforms with the handheld cameras and ultimately made the decision that it was a great addition," Hunt said. "It adds to the safety of our video crew, and that was really what it was about, the safety of those guys."

In the past, the unpredictability of the wind could create problems for the traditional platforms and sometimes force practice indoors.

"We were worried for when it gets a little bit windy," Head Coach Andy Reid said. "As a head coach, I'm responsible for those guys when they go up in those towers, so when it was too

windy we just went inside because those things would sway and you could have a problem. This allows us to go outside and practice in the wind, stay off the turf and get a lot of work done.”

For context, the traditional lifts were only rated for 20 mile per hour winds.

“Coach Reid would always be turning around and asking if we were OK,” Brazil said. “What these do is they eliminate the safety factor from it. Everybody is going to be safe and we can go outside. We’ve already been outside in 30-40 mile per hour wind gusts with these, which we never would be in with lifts.”

The Chiefs currently have three of the units, which are produced by a company called 8K Solutions, in what’s considered the latest in the industry.

“Pat Brazil came to us and said this is the next stage in technology and this is going to make us better, and in addition it’s going to make us safer,” President Mark Donovan said. “You’re dealing with employees and you’re dealing with trying to provide a safe environment, so you put that on top. Technology wise, it’s supposed to be a little bit better for the coaches, so it made it an easy decision.”

Despite the significant change in how they went about their business, the video operators caught on to the new procedure fairly quickly.

“When we first got them (the staff) was messing around with them during OTAs to get a feel for the picture and clarity with the sun and the glare and all that,” Reid said. “Now they’ve got it down. They’ve done a nice job.”

Brazil echoed Reid’s assessment as the cameras moved from training camp at Missouri Western to the practice fields at the team facility.

“They’ve been incredible,” Brazil said. “We used them all offseason and up at training camp and they’ve been great. We use them everywhere.”

The cameras also provide a level of flexibility for Brazil and his staff that didn’t exist with the traditional lifts.

“You can go film ground stuff and then go right back to your (tower),” Brazil said. “Before, you’d be stuck up there and couldn’t shoot anything on the ground because it took too long to get up and down. It opens things up more for us to get more things.”

Brazil is grateful that the decision makers in the organization saw the importance of obtaining the new cameras.

“We’re blessed in this organization to have ownership that cares about the safety of their employees, while also wanting to stay on the cutting edge of technology because it’s basically a marriage of these two things,” Brazil said. “These things are really neat and work really well.”

The cameras are seeing plenty of action this week as the Chiefs prepare to travel to Seattle and take on the Seahawks on Aug. 25. The game will be nationally televised on CBS at 7:25 p.m. CT.

(Team)

Chiefs Among League-Leaders in Embracing New Helmet Technology

BJ Kissel

September 1, 2017

Chiefs.com

Several Chiefs players have made the transition to this new helmet

The Kansas City Chiefs were among the league-leaders when it came to the number of orders placed for the new Vicis ZERO1 helmet, according to Chiefs' Director of Equipment, Allen Wright.

The helmet consists of technology that's new to the industry.

As explained on their website, the "ZERO1 features a soft outer shell and an underlying layer of columns designed to mitigate collisions from multiple directions."

It's the first helmet that's made of a flexible polymer on the outside that deforms upon impact, much like that of a bumper on a car. It reduces the overall impact to the head, and it's being used by many players around the league and the Chiefs, including Alex Smith, Bennie Logan, Chris Conley and Mitch Morse, among others.

Vicis, the Seattle-based startup company, began at the University of Washington and operates, in part, from grants provided by the NFL and others.

In collaboration with the NFL and NFLPA, the 2017 helmet laboratory testing performance results chart, which is posted in locker rooms across the NFL, has the ZERO1 ranked as the best helmet on the market to "reduce head impact severity."

"We have it hanging in the equipment room for every player to see," Wright explained of the chart. "Once it went through the testing process and the numbers were what they were, it made you perk your ears up and turn around and pay a lot more attention."

The process of getting the helmet approved to be used on the field has been ongoing for a couple of years, and Wright said he was told last March at the league meetings that the helmet was going to be available this year.

"We had a lot of veteran guys that when they brought in the prototypes, they were extremely interested," Wright said. "It was the only helmet that had come to market with this type of technology where it was from left field with a softer outer shell, no one had seen anything like it before."

"In my 35 years here, every helmet has been basically the same plastic shell, so it was intriguing."

Last week when the Chiefs were in Seattle to face the Seahawks, Wright and the Chiefs' equipment staff had the opportunity to tour Vicis' 3,000 square-foot production facility.

"They reached out and invited us to see their place, and it was something that if the schedule allowed, I wanted to do it," Wright explained. "To go in there and see their operation from the research department to stuff they're working on for the future, the level of professionalism and technology, it was extremely impressive."

Wright said the ability to see their setup in person helped validate his decision to offer and promote these helmets to the players.

"They have the capability through the way they manufacture with a 3D printer that they can actually make products and 24 hours later test them, I've never seen anything like that before," Wright explained of the visit. "They are cutting edge, and I think at the end of the day, they've helped upgrade the whole helmet industry."

"We're light years ahead of where we were 10-15 years ago. I would make a comparison to us not wearing seatbelts at one point, to now we all wear them."

A traditional helmet cost around \$400, but the ZERO1 is anywhere between \$1,500-1,700 depending upon the specific features.

Wright said when working through the decision to order these helmets and offer them to the players, there was never even a discussion about the cost.

"When it comes to players' health and safety, money is never going to be an issue," Wright explained. "We're going to put the best products out there for our players. Period. As an equipment manager, that's a wonderful thing. And as long as we know it's better for our players, (Chiefs' Chairman and CEO) Clark Hunt, and (head coach) [Andy Reid] are all in."

From some of the players' perspective, the transition to this new helmet, which is a little bigger and weighs a little more, has been seamless.

"I'm always looking to be progressive, especially regarding brain function and health, so for me, it was a pretty easy switch to make," center Mitch Morse said. "I have to have evidence it's going to work and I put a lot of value in what (head athletic trainer) Rick [Burkholder] and Allen [Wright] have to say, and they were pretty much behind this 100 percent."

"It was easy for me to switch over."

Morse, decided to switch over during OTAs, explained what he's noticed after a few months and a few preseason games in the new helmet.

"For me, it's the consecutive set of hits where every play I'm hitting someone," Morse added. "Over time, you have more mental clarity, the feel is there, there's not really one or two hits that you feel the difference. It's just over time that it feels better."

Veteran defensive lineman Bennie Logan explained why he made the switch.

"I feel like with the concussion protocol been so strict and concussions being a hot thing nowadays; I want to get the helmet that has the most protection," he said. "Just wearing it in OTAs, I felt really good about it. It was heavier, but I definitely felt the protection."

One player who already knew plenty about the new helmets was quarterback Alex Smith, who is actually a part investor in Vicis and first got hooked up with them a couple of years ago.

“A friend of mine who just happened to be on the front end of it, told me about it and I got a chance to meet the CEO,” Smith explained. “But I loved what I heard from the jump. I loved the opportunity to get involved. To this point, I think it’s worked out. I think, obviously, the helmets come, they’ve made it to the field and time will tell here if it proves its worth.”

Smith explained why he made the switch.

“For me at this point, it’s just more comfortable,” Smith said. “That’s the only thing I’ve really noticed so far. The O-Line has kept me pretty clean these first few games, so I haven’t had a chance to really get hit with it. But I think the biggest thing is as a quarterback, you’re in there and pretty vulnerable when you get hit in the pocket, and a lot of times you’re getting slammed into the ground.

“It’s those types of hits that kind of go unnoticed that I think can definitely rattle you. Rarely do you get squared up helmet to helmet, but a lot of the times you’re meeting the ground, and that’s often when most concussions occur. I’m anxious to see that as the season goes on and I wear it.”

In addition to the flexible polymer on the outside, one of the other advancements with this helmet was the conscientious decision to take into account the other stuff inside a quarterbacks’ helmet—the technology (speaker) to hear the coaching staff relaying plays.

“A lot of wiring, a battery pack and receiver, and then we have to find a place for it,” Smith explained. “A lot of times I think fans would be shocked on where that stuff gets Velcro’d in and where it’s sitting—it’s pretty exposed.

“They were the first company, at least that I know of, that really had a solid solution for that equipment and they found the safest place for it. It’s protected and you’re protected from it.”

With the recent advancements in technology changing football in so many ways—from how fans consume the game through social media and broadcasts—to instant replays and tablets on the sideline, the people at Vicis are doing their part to take the advancement in technology to player safety with their new ZERO1 helmet.

And the Chiefs are right there helping lead the way.

(Team)

Chiefs to Name "Kansas HS Coach of the Year" Award After the Late Eric Driskell

BJ Kissel

August 31, 2017

Chiefs.com

The former Blue Valley High School football coach was a three-time winner of the award

It's impossible to properly honor someone who spent the past 20 years of their life selflessly serving their community, but in a way, the Kansas City Chiefs' decision to name the "Kansas High School Coach of the Year" award after the late Eric Driskell—the former Blue Valley coach who back in February at the age of 43 passed away from a sudden brain aneurysm, is fitting.

It's one way to honor Driskell's legacy as he leaves behind a wife, two young daughters, and an entire community that watched him grow from the time he first learned to walk to the last 20 years of his life making a positive impact in the lives of kids in the same Blue Valley community where he grew up.

But Driskell was much more than just a football coach, which is why the Chiefs decided to put his name on an award that exemplifies everything that's good about high school athletics.

And ultimately, that is his legacy—Driskell was that guy.

"Earlier this year, the Kansas City community lost an outstanding football coach and a great man," Chiefs Chairman and CEO Clark Hunt said in a release. "While Coach Driskell may be recognized for what he did on the field, his character, leadership and unwavering dedication to his family and his community left a legacy that continues today.

"My family and the entire Chiefs organization are honored to commemorate his life and celebrate his service with the Chiefs Eric Driskell Kansas High School Coach of the Year Award."

When it comes to Kansas high school football, the Blue Valley Tigers are an institution. It's been that way for a while and many of those responsible for building the program's storied tradition over the past three decades, including hundreds of current and former players and assistant coaches, were all under the same roof as more than 3,000 people showed up to the Church of the Resurrection in Overland Park to honor Driskell's life last February.

It was an amazing display of a community coming together to support one of their own. The service was even live-streamed on the internet for those who couldn't attend.

Per the family's wishes, everyone in attendance was asked not to wear suits or dress up in any way, but to wear black and gold to represent the colors of Blue Valley.

This is a football program that has played in 13 of the past 32 state championship games, and they've only had two different head coaches during that time—Driskell, and his mentor, Steve Rampy, who led the Tigers to four state titles and four runner-up finishes in his 25 years leading the program between 1985-2009.

After spending 15 years as an assistant under Rampy, who is now the offensive coordinator at Pittsburg State, Driskell was named head coach of the Tigers before the 2010 season.

In the seven years Driskell was in charge, the Tigers went to five championship games and won two state titles (2010, 2013). After a runner-up finish for the second consecutive season last fall, Driskell was named the Chiefs' "Kansas High School Coach of the Year" for the third time in seven years.

Only two other coaches have ever won the award three times (one of whom is Rampy).

"When I left, [Driskell] was the obvious choice (to replace me)," Rampy explained of his successor. "It wasn't because of his football knowledge because there were people on the staff who may have known more about football. It was about his relationship with the community and having really gone through that from when it started."

Driskell, who also coached track at Blue Valley, grew up in the community and was the starting right guard for the Tigers on Rampy's first state championship team in 1991. He would go on to play in college at Baker University before returning after graduation and beginning his coaching career in 1996.

"[Driskell] had a great feel for that Blue Valley family environment – the culture, if you will," Rampy added. "He was the logical choice to keep that going. Having said that, he was also a great student of the game. From the beginning, he wanted to learn the game from the grass roots up."

Rampy believed in his former right guard from the start.

"Offensive linemen have a better chance of becoming good head coaches because they are sacrificial by nature," Rampy added. "They understand that their role is often times under appreciated. They're not limelight seekers. They play the game for the sheer joy of just playing it.

"God put [Driskell] on this earth to be a guard. Guards are not tackles—the big, tall, pretty, pass-blocking guys. The centers have to be smart and be a little better athlete, and then, there's the guards. You can't be successful without them. He was sacrificial in his role as a player, and it carried over as a coach. He never asked players to do anything that he wasn't willing to do, and he always had time for everybody."

"Plus, there's a special bond between offensive linemen that doesn't exist anywhere else in the world of sports, and [Driskell] embraced those things," Rampy added.

Friday nights in the fall at Blue Valley High School, which sits just east of Metcalf Avenue off 159th street in Overland Park, is the quintessential picture of what high school football is all about. And Driskell, who could be seen with his family on the field before each and every game, was a perfect fit.

“I remember how much he cared about everybody on the team,” Zach Rampy, who played quarterback on the Tigers’ 2006 state championship team and is currently the offensive coordinator at Shawnee Mission North High School, said of Driskell. “It wasn’t where he just spent time talking to just the starters, or just the seniors or the juniors, but he took time out of his day to interact and communicate with everybody on the team.

“I don’t ever really remember him yelling. He was able to accomplish and get as much across without necessarily having to yell or chew someone out—that just goes to relationships and the connections that he had with the kids.”

For those who have known him the longest, the story hasn’t changed.

“I hardly ever remember a time when he wasn’t my best friend,” Dan Sell, a former teammate and Driskell’s best friend growing up and who is currently the current head coach at Chapman High School outside of Manhattan, explained. “We started going to school together when we were in kindergarten and from that point, I felt like we were always together.

“What you saw is what you got with him. He didn’t try and be somebody he wasn’t, and he made it all look so easy. He was simply what you wanted a coach to be. If you sat down and made a list of what you wanted – the qualities you want in not only a coach, but a man – that was him. He had the compassion, the drive, and obviously, the football smarts.

“And it’s tough to be good at all of those things, but he was the kind of person that I would want to coach my kids. He had high expectations and held you to a high standard, but at the same time, he had compassion for the kids, for what they were doing and how they were doing.”

For the Blue Valley community, the recent events only further illustrate what’s so special about this place.

GoFundMe pages were started and quickly raised tens of thousands of dollars for the family. Local businesses chipped in and volunteers at the BV Touchdown Club sold t-shirts that featured one of Driskell’s favorite phrases, “Live like Champions,” to raise profits for the family.

“It’s kind of cliché there, but it’s bigger than just football,” Zach explained. “That’s what coach [Driskell] always said, but it really is. Obviously, when something like this happens, it doesn’t just impact the football team, it impacts the whole community. I think that’s why there was such an outpouring of support and love because there is that family environment and family atmosphere.

“If one of ours is hurting, everybody is going to rally behind them no matter what they’re doing.”

What the Chiefs are trying to do by honoring Driskell is to further cement his growing legacy, which is carried on by every mention of his name and every story told by those who were lucky enough to cross paths with him over the years.

The award will now be a symbol of everything he represented.

“For something like that to be named after him—it’s just so fitting,” Zach added. “The legacy he has - not only at Blue Valley, but through the greater Kansas City metro area, it has showed here.”

(Team)

Chiefs' victory over Patriots draws huge audience on NBC

Blair Kerkhoff

September 9, 2017

KC Star

The Chiefs' 42-27 victory over the Patriots on Thursday night was the most-watched program in three months, according to Nielsen ratings reported by NBC.

The game averaged a total audience of 22.2 million viewers, with 21.8 million watching on television and another 355,000 via live streaming.

The game was television's most watched program since Game 5 of the NBA Finals in June.

But the game drew fewer viewers than last year's opener, a Super Bowl rematch between the Denver Broncos and Carolina Panthers that attracted 25.2 million.

The top five local markets for Thursday's game were Providence, R.I. (35.6 rating 55 share), Kansas City (35.5/55), Boston (35.0/59), Denver (20.6/38) and New Orleans (20.4/29).

(Team)

Chiefs Introduce New 360-Degree Highlights

Matt McMullen

September 14, 2017

Chiefs.com

The Chiefs are bringing fans closer to the action than ever this season

The Kansas City Chiefs are bringing fans inside and around the action like never before this season with state-of-the-art 360 degree highlights.

The technology, which shifts vantage points within a single highlight, allows fans to see the game-changing plays develop from multiple angles. The NFL featured the system in the Super Bowl last season.

Kansas City may have opened the season on the road last Thursday, but the new addition brought fans into Gillette Stadium for the biggest moments in the Chiefs' win over New England.

Check it out for yourself on wide receiver Tyreek Hill's 75-yard touchdown reception. The highlight begins with a traditional view before shifting behind the play as the pass was thrown. The angle then wraps all the way around the stadium as Hill sprints in for the game-tying score.

The technology also broke down rookie running back Kareem Hunt's 78-yard touchdown catch. The highlight wraps in front the play to put the viewer right in the middle of the action as Hunt cuts upfield and makes the catch. The angle puts into perspective just how impressive the throw from quarterback Alex Smith was.

In two more additional highlights, the replay system broke down tight end Demetrius Harris' and running back Charcandrick West's scores.

The system will be back at it this Sunday to break down all the big moments from Kansas City's home opener against the Philadelphia Eagles.

(Team)

NFL Power Rankings: Where do Chiefs Rank After a Dominant Win Over Patriots?

BJ Kissel

September 12, 2017

Chiefs.com

The latest NFL power rankings have been released

The Kansas City Chiefs' dominant 42-27 victory over the defending Super Bowl champion New England Patriots last Thursday has gotten everyone's attention.

The latest power rankings at NFL.com were released Tuesday morning, and the Chiefs come in at the No. 2 spot this week—rising up from No. 7 a week ago.

Here's what NFL.com analyst Elliot Harrison had to say about the Chiefs:

"Huge win for the Chiefs over New England, although it shouldn't have been considered a huge upset in retrospect. The Patriots are the defending champs, but they must absorb injuries like every other roster in the league. You knew Alex Smith was going to be ready to play and keep a rookie quarterback Patrick Mahomes in a baseball cap and on the Kansas City sideline. From a matchup standpoint, Smith's front five is better than New England's front seven. And like Bill Belichick, Chiefs coach Andy Reid had all offseason to prepare.

"The shockers? Rookie Kansas City running back Kareem Hunt fumbling for the first time since before college, then rumbling to arguably the best debut in the history of the NFL. Also the clutch play from corner Terrance Mitchell, who, since 2014, has been waived by the Cowboys, the Bears, the Cowboys again, the Texans and the Chiefs before being re-signed by K.C. last year. And there he was on "Thursday Night Football," holding his own against the best quarterback in the world."

Rounding out the AFC West, the Oakland Raiders come in at No. 4, the Denver Broncos at No. 16, and the Los Angeles Chargers at No. 22.

Furthermore, the latest rankings at ESPN.com have the Chiefs at No. 3—rising from No. 8 last week.

Here's what they had to say:

"Alex Smith threw four touchdown passes, Kareem Hunt set a league record with 246 yards from scrimmage in his NFL debut and Tyreek Hill scored another 60-yard TD. Possible overreaction: If the offense keeps it up, the Chiefs are the team to beat in the AFC. FPI currently agrees, giving them a league-best 90 percent chance of making the playoffs."

The Raiders come in at No. 4, the Broncos at No. 5, and the Chargers at No. 22.

While these rankings don't mean much, there is a buzz about this team after an impressive win on the road against one of the league's best teams.

(Brett Veach)

Chiefs promote Brett Veach to be their GM

Blair Kerkoff

July 10, 2017

Kansas City Star

The Chiefs stayed in house for their next general manager.

Brett Veach, 39, was announced to his new position on Monday. He had spent the previous four seasons with the Chiefs, the last two as co-director of player personnel.

Veach replaces John Dorsey, who was fired last month by Chiefs chairman and CEO Clark Hunt.

Hunt called the search to find Dorsey's replacement "comprehensive."

"Brett has a sharp football mind, a tremendous work ethic and a keen eye for finding talent," Hunt said in a release announcing Veach's hiring. "Over the last four seasons he's played a critical role in building our football team."

The Chiefs will formally introduce Veach as the general manager in a July 24 news conference. The team starts training camp later that week in St. Joseph.

Veach, who will report directly to Hunt on all player personnel matters, enters his 11th NFL season. He broke in with the Philadelphia Eagles in 2007, serving as an assistant to then-head coach Andy Reid.

Veach had been offered the Eagles' job while working an administration job at the University of Delaware, his alma mater.

"I remember he came to me seeking advice on whether or not he should take the job," Jerry Oravitz, a co-worker and longtime mentor of Veach, told The Star. "I, of course, told him to take the job and start tomorrow, even though I am pretty sure tomorrow was a Sunday.

"Brett, being the loyal man he is, stayed with us for the next two weeks as he worked for the Eagles. He was so loyal to us."

Veach has been a quick riser in the NFL. He spent three years as Reid's assistant. In 2010, he became a pro and college scout with the Eagles and served his final two years there as the team's Southeast regional scout.

Among his finds as an Eagles' scout: wide receiver DeSean Jackson, who has appeared in three Pro Bowls in six NFL seasons.

When Reid was hired by the Chiefs in 2013, he brought along Veach, who spent his first two years in Kansas City as the pro and college personnel analyst.

In 2015, Veach was promoted to co-director of player personnel, a position he shared with Mike Borgonzi, who was formerly the assistant director of pro scouting.

Before his NFL career, Veach served as supervisor of intercollegiate athletic events at Delaware, where he was a four-year letterman as a wide receiver. One of his quarterbacks there was Matt Nagy, now a Chiefs co-offensive coordinator.

“My family and I would like to extend our gratitude to Clark and the Hunt family for this incredible opportunity,” Veach said in the release. “I am humbled and honored to serve as the general manager of the Kansas City Chiefs. Over the last four seasons I’ve had the privilege to work alongside Andy Reid, John Dorsey and a great group of coaches and personnel staff.

“Together, we built a strong foundation of players that have helped us sustain success on the field. I’m looking forward to continuing our progress as we head into 2017.”

The promotion resonated at Veach’s high school, Mount Carmel (Pa.), where he was a two-time all-state selection.

“I’m seriously thrilled for Brett,” said Veach’s high school coach, Whitey Williams. “I couldn’t be more pumped up for Brett. I mean this is unbelievable.

“To see a young man who has worked so hard achieve this. I mean, what can you say? It’s just so special for him and his family.”

Veach’s hiring comes three weeks after the Dorsey decision, described by the Chiefs as agreeing “to part ways” on the day the team announced a contract extension for Reid.

Dorsey was hired from Green Bay a week after the Chiefs hired Reid, and the two served together through three playoff seasons and a 43-21 regular-season record.

(Andy Reid)

Chiefs' Andy Reid voted Sporting News Coach of the Year for third time

Vinnie Iyer

Sporting News

January 25, 2017

Andy Reid is back on top of the NFL coaching heap for the first time in 14 seasons. Reid, in a close race over several strong contenders, was voted Sporting News Coach of the Year for his work with the Chiefs in 2016.

Reid is the sixth three-time winner of SN's award, which has been handed out since 1947. He joins Mike Smith, Joe Gibbs, Chuck Knox, Don Shula and Paul Brown. Reid also follows Knox (Rams, Seahawks) and Shula (Colts, Dolphins) in winning with multiple teams.

Although Kansas City had gone 31-17 in Reid's first three seasons, making the playoffs twice as a wild card, he got his team to take it up a notch in 2016 with a 12-4 record and its first AFC West division title since 2010. Reid won Coach of the Year in Philadelphia twice, but the last came in '02.

Jason Garrett (Cowboys), Jack Del Rio (Raiders) and Dan Quinn (Falcons) got several votes for leading turnaround playoff seasons. Bill Belichick came close to breaking his nine-year drought and becoming a three-time winner with the Patriots, but ultimately, Reid got the most respect from a panel of his peers.

There are few nicer guys in the NFL than Reid. Those who focus too much on him being "too conservative" discount how his steady style is the reason the Chiefs have quickly developed into a consistent winner under him.

Consider that Kansas City had strong competition from both Oakland and Denver in the West, and it swept both teams to take the division. Although the season ended in a home playoff loss to Pittsburgh in the divisional round, over the past two years, Reid's Chiefs have won 23 of their past 28 games.

The Chiefs had to deal with some key injuries on both sides of the ball, including Jamaal Charles, Jeremy Maclin, Justin Houston and Derrick Johnson. They had to lean on more younger players such as rookies Tyreek Hill and Chris Jones to improve on their 2015 record. Reid also had to do all that after seeing his offensive coordinator, Doug Pederson, leave to take the Eagles job he once had.

Kansas City was a Reid team through and through in '16, with stability and strong production from offense, defense and special teams. It's a compliment to put him in the same breath as Chiefs coaching great Marty Schottenheimer, not a detriment.

Although Garrett, Del Rio, Quinn and Belichick could boast great seasons, Reid had long deserved another one for his career resurgence in Kansas City. As he turns only 59 in March, Reid has plenty of time to deliver a few bigger wins for the Chiefs.

(Brad Childress and Matt Nagy)

Chiefs give promotions to assistant coaches Brad Childress, Matt Nagy

Terez Paylor

Kansas City Star

February 13, 2017

The Chiefs on Monday filled the final void on their coaching staff created by the offseason departure of assistant David Culley, who became the Buffalo Bills' quarterbacks coach.

Culley's duty as receivers coach was filled almost immediately by Greg Lewis, who played for Chiefs coach Andy Reid for several years in Philadelphia.

But Culley's other role in Kansas City for the last four years, assistant head coach, sat idle until Brad Childress was promoted Monday to the position, which is the highest on the staff other than head coach.

"With Coach Culley's departure to Buffalo, it opened up the position of Assistant Head Coach," Reid said in a statement. "Moving Coach Childress into that job was a natural fit. He has been in the National Football League for nearly two decades, he's been a head coach, and knows the various demands on and off the field."

Childress, like Culley, is a longtime Reid assistant. Childress joined the Chiefs' staff in 2013 as a spread-game analyst and special projects coach, but was elevated to co-offensive coordinator last season after the departure of Doug Pederson, who left to become the head coach in Philadelphia.

Childress shared the co-offensive coordinator role in 2016 with former quarterbacks coach Matt Nagy, who also was promoted Monday when Reid made him the team's sole offensive coordinator.

Though Reid called the plays last season, Childress and Nagy helped formulate each week's game plan, and Nagy was the only one who spoke to the quarterback through the headset.

"Coach Nagy did a tremendous job last year and grew in his role as the season progressed," Reid said. "He's a talented coach that I believe will continue to evolve as his responsibilities increase. I'm confident these changes will be beneficial to our coaching staff and our team."

The Chiefs went 12-4 and won the AFC West in 2016. They improved from 27th in total offense to 20th.

(Brett Veach)

Breaking Down Process That Led to Brett Veach Being Hired as GM

BJ Kissel

Posted Jul 25, 2017

Chiefs.com

Here's what led to the hiring of Veach

It didn't take long for those in attendance to see what Kansas City Chiefs' Chairman and CEO Clark Hunt had seen all throughout the interview process.

On Monday afternoon, Brett Veach, who had most-recently served as the Chiefs' Co-Director of Player Personnel, was introduced as the seventh general manager in franchise history.

The methodical approach that has made Veach a standout NFL personnel guy over the past decade had shown itself by him confidently, carefully, and genuinely answering every question during his introductory press conference.

It was the same approach Veach had taken to his first interview for the position with Hunt, which took place a few weeks ago in Dallas, Texas.

"It was about a four-hour interview," Veach explained. "It was long and there was only one break, but when I got back to Kansas City, I didn't hear anything for like six days, so I was like, 'Man, I probably screwed that up.'

"A week later, [Hunt] called me and had some follow up questions."

Following that call, which lasted about an hour, Veach said he and his wife, Allison, perked up every time the phone rang.

"It was funny because [Hunt] called a couple of other times before the actual call in which he offered the job," Veach explained. "When she knew he was calling, she was like, 'Is that the one?'

"I was like, 'No, not yet. Not yet.'"

For Hunt, who had known of Veach before this process as "somebody who loved football and loved watching tape, and somebody who'd had a big impact on our drafts the last couple of years," the process of ultimately landing on his in-house candidate wasn't without doing his due-diligence.

"We evaluated more than a dozen candidates and interviewed some outstanding personnel executives," Hunt explained. "After going through the process, it was clear that Veach was the right person for the job. I am confident that he will do an outstanding job of leading our personnel department. He has a sharp football mind, a tremendous work ethic, and a keen eye for finding talent."

Veach, who was going through the interview process for a general manager position for the first time in his career, also did his due-diligence in making sure he was prepared for whenever that time did come. He said he got some advice from an old co-worker and a guy who also recently went through a similar process.

“Actually, Chris Ballard,” Veach explained of who helped him prepare for his interview. “He reached out and we talked a while. He’s great. He sent me a bunch of information. It was funny because last summer, going into the 2016 season, I was in the office and Chris would always tell me, ‘Just work on your portfolio, Brett. You’re gonna get a shot, and you never know when it’s going to happen.’

“So, when this all went down, Chris called me and said, ‘Hey listen, I know you already worked on that portfolio, but here’s some more stuff, and when you get that opportunity, this will help when you meet in front of Mr. Hunt.’

“Chris was awesome.”

Veach said he was at his house in Lee’s Summit when Hunt called with the official offer.

After talking and sharing the news with his family, which includes his daughter, Ella, and twin sons, Elijah and Wylan, Veach’s next call was to his high school coach at Mount Carmel (PA)—Dave Williams, and then to the other co-director of player personnel with the Chiefs and one of his closest friends, Mike Borgonzi.

Within three hours of being announced as the Chiefs’ new general manager, Veach said he had heard from every scout in the Chiefs’ personnel department.

“They were excited,” Veach explained. “Again, we’ve worked together for four years and keeping this thing going was big for all of us. They were genuinely excited, and I’m equally as excited to continue to work with them.”

Veach first entered the NFL as a training camp intern with the Philadelphia Eagles in 2004, and would later serve as Andy Reid’s assistant from 2007-09, before moving permanently to the personnel side of things in 2010 as a Pro and College Scout. He was promoted to Southeast Regional Scout (2011-12) before joining the Chiefs as a Pro and College Analyst (2013-14).

“10 years ago, Andy Reid took a gamble on hiring a former intern as his assistant,” Veach explained. “Although we didn’t talk much the first few months working together, we quickly developed a strong relationship. I obviously learned a lot of football from him over the years, but as many of his current and former players will tell you, [Reid] teaches you more about life than the game of football.

“Much of the work he gave me back then (with the Eagles) was centered to the personnel side, so I grew a very deep passion for player evaluation and roster composition. And then obviously coming (to Kansas City) and my last four years here—really falling in love with the city, falling in love with the players here—this opportunity means everything to me.”

Despite the obvious connection and indebted past with Reid for Veach, there’s no hesitancy for Veach, who often spoke Monday of having strong opinions, in telling Reid if he disagrees with an assessment.

“If you know [Reid], he likes to surround himself with people who work hard and challenge him,” Veach explained. “I don’t think he’d have had respect for me if I was saying, ‘Yes, yes, yes,’ for 10 years. I think my ability to go in there and challenge him in different areas raised his game. And I think that he always understood that, when I came to him with an idea, with a solution to a problem, that it was well-thought out and well-researched. We have a great deal of trust and respect.”

“You get the best out of you when somebody is pushing you and challenging you,” Reid added. “I am going to tell you, I am not always right. That is not how I go into this at all. I listen and I try to surround myself with good people on the coaching side.

“Tell me what you think and let’s go. That is the only way we are going to get better.”

For a team that’s had four-straight winning seasons, three playoff appearances in four years and is defending an AFC West title in 2017—there’s every reason for Veach to feel like he’s in a position to succeed right now.

“We have a great coaching staff, a great locker room, and great players,” Veach explained. “When you are in this line of work and you are with these guys day in and day out, they are like family members. We understand each other, and they know me and what I bring to the table. I’m all about trust and respect. Nobody has all the answers to everything. There’s a lot of good information out there, and at the end of the day, you’re only as good as the people around you.

“There’s going to be challenges, and I’m going to make mistakes, but I’m going to learn along the way. One thing about me that you’ll get to know very quickly is that I’m not afraid to work, and I’ll do whatever we need to do to keep this thing headed in the right direction.

“I’m just extremely honored and humbled to represent the Chiefs.”

(Andy Reid)

Chiefs' Andy Reid wins top coach award in AFC West

ESPN Wire

January 18, 2017

ESPN

Kansas City Chiefs coach Andy Reid was voted AFC West coach of the year by the four reporters covering the division for ESPN.com.

Paul Gutierrez, Oakland Raiders reporter: Hey, Kool-Aid? Reid, who in his complete red getup and stalking manner resembles the drink's smiley-faced mascot, has been anything but refreshing for the rest of the division, or the league for that matter. All Reid has done since arriving in Kansas City in 2013 is average nearly 11 victories, including a 12-4 mark to win the division this season after sweeping the Raiders. In fact, the Chiefs have won 22 of their last 26 regular-season games dating to last season, some by the flukiest of circumstances. Think, Eric Berry's pick-two to beat the Falcons, or the Broncos trying and missing a 124-yard field goal (give or take 62 yards) in the Denver cold in overtime. Now, if Reid and the Chiefs can win a playoff game, the rest of the division will really drink the Kool-Aid.

Jeff Legwold, Denver Broncos reporter: Jack Del Rio has to get a long look given the Raiders made their first postseason trip since 2002. Del Rio gave the team an edge with some well-timed, go-for-it calls, and if not for an injury to quarterback Derek Carr, the Raiders would have made a far better showing in the wild-card game. But the pick here is the Chiefs' Reid, whose team scored eight touchdowns on defense and special teams. The Chiefs are expected to work a contract extension for Reid in the coming offseason -- he's in the fourth year of a five-year deal. The Chiefs won the AFC West for the first time since 2010, or the last season the Broncos didn't make the playoffs. Reid is 43-21 in his Chiefs tenure, and they've made the postseason in three of his four years.

Adam Teicher, Chiefs reporter: The Raiders had been building toward their 12-4 record this season for a lot of years, but they needed a coach who could change Oakland's losing culture. They found it in Del Rio. He set the tone in the opener in New Orleans. The Raiders, down by seven points late in the game, scored a touchdown, but rather than kick the extra point and play for overtime, Del Rio played to win. The Raiders scored on the two-point conversion. Oakland then went on to have its first winning season since 2002.

Eric Williams, San Diego Chargers reporter: Del Rio certainly deserves consideration, but I'm going with Reid. Kansas City has made the postseason three out of the four years during Reid's tenure. Further, the Chiefs swept the Raiders this season, winning the AFC West. The Chiefs are 16-8 in the AFC West during Reid's tenure, including a 6-0 record this year. Reid does a great job of limiting mistakes and had the Chiefs playing at a high level entering the playoffs.

(Clark Hunt)

Chiefs' Clark Hunt paid for extra staff members to attend Pro Bowl

Terez Paylor

March 27, 2017

KC Star

The Chiefs' coaching staff was selected to coach the AFC in the Pro Bowl this year in Orlando, and as such, the National Football League paid for about 30 members of the team's coaching and support staff to attend.

But the Chiefs ended up sending about 50 members of the coaching and support staff after team chairman Clark Hunt paid the tab for the rest.

At the NFL's annual meeting on Monday, Hunt credited coach Andy Reid for the gesture.

"Well, I think it really starts with Coach Reid and how he likes to treat everybody on the football operations side of the staff. When you have an honor like being invited to the Pro Bowl, that's an honor that's shared by the entire staff," Hunt said. "The league does have limits on the number of people that they'll cover, and we just felt like it was important — and the right thing to do — to make sure that everybody who was a part of the success we had this year had a chance to go down there and be part of that."

The Chiefs' staff also coached the AFC in last year's Pro Bowl, and Hunt paid for additional staff members to that event, which was in Hawaii.

Extra points

There's little doubt tight end Tony Gonzalez will go into the Chiefs' Ring of Honor someday. And while it might seem curious to Chiefs fans that Gonzalez, the team's all-time leader in catches, yards and receiving touchdowns, has not been inducted yet, it turns out there's a good reason why.

"We have a policy about a player being retired for a certain number of years that's like the NFL's (for the Hall of Fame)," Hunt explained.

NFL rules mandate a player must be retired for five seasons before he can be inducted into the Hall of Fame. Gonzalez's last played in 2013, meaning he's been retired for three full seasons and won't be up for enshrinement until after the 2018 season.

(Tim Terry)

Chiefs hire Green Bay's Tim Terry as director of pro personnel

Terez Paylor

May 17, 2017

KC Star

The Chiefs have hired Green Bay's Tim Terry to be their director of pro personnel, a source confirmed to The Star on Wednesday.

Terry, 42, will replace Will Lewis, who served in the role the last four seasons but was not retained by the Chiefs.

Terry, a former NFL linebacker, has been with the Packers since 2004, when he joined the team as a pro personnel assistant. In 2008, he was promoted to assistant director of pro personnel, the position he held until he was hired by the Chiefs.

In that role, Terry was responsible for scouting professional prospects in the NFL, Canadian Football League and Arena League, according to his bio with the Packers. Terry was also involved with the in-season, advance scouting of the Packers' upcoming opponents, which will also continue with the Chiefs.

Terry also served as the Packers' director of player development, where he was charged with overseeing the locker room and assisting players in acclimating to their roles, both on and off the field.

It is not yet known how the Chiefs plan to replace Trip MacCracken, who served as director of football administration the last several seasons but was also not retained. MacCracken worked with Brandt Tilis to help manage the team's salary cap.

Terry's hiring was first reported by NFL Network.

(Matt Nagy)

The Six Conversations That Changed Matt Nagy's Life: The journey of the Chiefs' offensive coordinator

BJ Kissel

August 13, 2017

Chiefs.com

All Matt Nagy ever wanted was an opportunity to show what he could do at the highest level of football he could reach in that moment.

"I wasn't given the opportunity to play Division I football out of high school, and in my opinion, I felt I could," Matt explained. "I wasn't given an opportunity to play in the NFL out of college, and I felt I should have."

It wasn't easy for the current Kansas City Chiefs' offensive coordinator. The path to the NFL was never clear.

Undaunted, the journey to this point in his career wouldn't have happened for a lot of people in the same situation.

Nagy had the audacity to gamble-to take calculated and sometimes seemingly illogical risks inspired through advice he received from a diverse group of people: a college teammate, a gym owner, a residential builder, and a high school football father.

Nagy listened to the advice. It's why he's here in Kansas City, where he has spent the past four years helping veteran Alex Smith become the third-winningest quarterback in the NFL over that time, and why he will be an instrumental figure in shaping rookie quarterback Patrick Mahomes' future.

Once he got his chance, it took only seven NFL seasons for Matt-the 39-year old married father of four-to work his way up to an NFL coordinator position. His journey from the football-crazed area of Lancaster, Pennsylvania, to a chance tryout that landed him in the Arena Football League, and then to the highest level of football in the world hasn't necessarily been the fast track it seems.

Matt's story is one of a family man who risked everything by betting on himself in one of the biggest moments of his life, and how an unbridled passion for the game has been the root of his family coming together since he could first wrap his hands around a football.

To his family, football has always been more than a game.

Here are the six conversations that changed Matt Nagy's life, and defined the risks he took:

First Conversation

Chase the Dream or Remain Financially Stable?

It was late-February in 2010 when Matt and Stacey Nagy, who had been married for eight years and together since he was a "big-time" sophomore and she was a senior at Manheim Central High School in Pennsylvania, had a discussion that ultimately changed the trajectory of everything they had planned for their young and growing family.

Football had been Matt's life from the time he was a kid-growing up less than 15 miles from the house he and Stacey had settled in with their family, and he was faced with a decision of whether or not to continue chasing that dream.

Matt had a job in real estate, which was provided to him by a man Stacey still calls an "angel" to their family. Matt was paid well and could comfortably provide for them. They also had four kids under the age of six years old.

"Matt always had this idea of a big family," Stacey explained. "So, I thought after two boys, I can do one more, we'll have the girl and live happily ever after."

"We tried for a girl and got twin boys," Matt laughed.

"Twins do not run in either side of our family so it never crossed my mind in a million years," Stacey added. "So, when I found out, I thought, 'He always gets his way.'"

It had only been two years since Matt's Arena Football League career, which lasted six years, had ended, and the former college All-American was coaching high school football-cultivating his passion each fall.

Over the previous two summers, Matt had also been a coaching intern with the Philadelphia Eagles-an opportunity presented to him by an old college friend and teammate, Brett Veach, who would be a part of a couple of the key conversations in Matt's life.

The internship with the Eagles was a way to keep his name and face out there in case an opportunity presented itself.

And then, it did.

There was an opportunity to join the Eagles' staff as coach Reid's assistant-a job Veach had and was departing from for a role on their personnel staff.

It was an opportunity many wouldn't have thought twice about accepting.

For Matt, the job meant cutting his salary by two-thirds-a decision with implications that stretched far beyond himself.

"This was pulling at him," Stacey explained of this decision. "It was a huge risk, and I come from a family that doesn't take risks, so, I knew we were going out on our own with this. My family couldn't really back us, they were like, 'You have four kids and you're going to be an assistant and get paid what?'"

"They didn't understand that's where most people start."

For Matt, the decision meant chasing a dream.

For Stacey, the decision meant a lot more would be on her plate, as well as the "revolving door" of family members who were always around to help.

"You're talking about somebody's dream," Stacey added. "I saw how he was – he wasn't miserable by any means – but it wasn't a passion that he had to sell houses like he does with football.

"Now, he'll come home from working a 12-15-hour day, and if there's a game on or if there's film to watch, he's watching it. He just never really shuts it off, he loves football."

To this day, they still talk about the conversation which led to Matt accepting that first job with the Eagles.

"I had a pretty good salary at the time and it was a risk, but we said, 'You know what, let's go all in and let's do it,'" Matt recalled. "So, I told my boss-somebody who has a special place in my heart because of the way he took care of me and my family during that time, and we did it."

Stacey, who ran track and cross country in college just outside of Philadelphia at West Chester University, understood the competitive nature of Matt to continue chasing his dream, which became their family's dream as well.

"It's more than a game, it's always been a way of life for our family," Stacey explained. "There was just this sense of emptiness, and we knew the risks we were taking.

"It just felt right."

And years before that, the chance to play in the Arena Football League almost didn't happen.

Second conversation

"You remind me of Kurt Warner"

"I wanted nothing to do with it," Matt explained. "I was angry. I was done playing. I said I wasn't going to be that guy who hangs on. It's the NFL or nothing. I'll just move on with my life."

That was the tenor of the late 2001 conversation between Matt and his father, Bill Nagy.

For much of Matt's life, Bill lived at a distance, but it's the way in which Bill worked through it that helped shaped Matt's perception of family, and what they do for each other.

The conversation that day was surrounding a tryout for the Arena Football League's New York Dragons, which was setup by Matt's agent at the time.

Just a year earlier, Matt had finished up his collegiate career at Delaware by becoming an All-American as a senior-setting more than a dozen school records.

At that point, Matt's dream was to play in the NFL, and he was close a few times. He had a couple of tryouts, including one with the Green Bay Packers that took place on September 11, 2001.

It was a memorable trip, but not because it led to an opportunity to play in the NFL.

To this day, Matt remembers watching the television coverage of the terrorist attacks that claimed 2,996 lives in New York, Pennsylvania and Virginia that fateful day. He was in the locker room of the Packers' facility with Brett Favre, Doug Pederson and others, glued to the television, along with everyone else around the country.

Matt was forced to remain in Wisconsin for seven days after the tryout as flights were grounded, and all rental cars were gone.

It's a time he remembers like it was yesterday, but not for the reasons he was there in the first place. His next opportunity was in a place he didn't want to be.

Matt's father, Bill, was a prominent high school football coach in New Jersey, who coached the likes of current New York Jets head coach, Todd Bowles, among many others during his time at Elizabeth High School in New Jersey. Bowles was on their state championship team before moving on to play collegiately at Temple, and then making his way to the NFL.

Before he got into coaching, Bill was a pretty good player himself-earning All-American honors as a defensive tackle for Bloomsburg University. He also spent some time in the World Football League.

Now, he was trying to help his son understand the opportunity the AFL (Arena Football League) could provide.

The Nassau Coliseum in New York was the home of the Dragons, and that's where Matt would try out that day. It was just a short drive for Bill, who at the time was living in New Jersey.

Even as he was lacing up his shoes on the sideline before the tryout, Matt didn't want to participate.

"I was almost to the point where I was browbeating him because he didn't want to go out there," Bill recalled. "[Matt] went out there very reluctantly, but once he got out there, he just started lighting it up.

"I can remember the other [Dragons] players were actually yelling to (Dragons coach) John Gregory, 'Sign him! Sign him up!'

"I'll never forget that."

After the workout, Gregory, who had a successful past of developing quarterbacks in the AFL, pulled Matt off to the side.

"He said he was going to offer me a contract with the team," Matt recalled. "And then he told me, 'You really remind me a lot of Kurt Warner.'

"That was the one phrase that stuck with me," Matt noted. "That's all I needed to hear."

Warner had played for Gregory for three years with the Iowa Barnstormers before embarking on a 12-year NFL career that's led him to the Pro Football Hall of Fame.

Matt ultimately signed to play that next season with Gregory and the Dragons (2002), and would go on to spend time with the Carolina Cobras (2004), Georgia Force (2005-06), and Columbus Destroyers (2007-08) as well. He finished his six-year AFL career with 374 touchdowns and just 55 interceptions, and a quarterback rating of 115.1.

On two different occasions (2005, 2007), Matt helped lead his team to the Arena Bowl-the league's championship game. He was a natural leader-a natural athlete.

Growing up, he played every sport imaginable. Matt's first memory of sports was a swim meet, and he still has pictures of him racing BMX bikes as a kid. He also played tennis and was a bowler, along with playing basketball and baseball.

After his parents divorced, Matt, who was an only child, went with his mother and moved back to her hometown of Lancaster, Pennsylvania, which is two hours west of where his father was living in New Jersey.

"It was hard for her to have a job, and for me to come walking home on my own from school every day until she got back from work," Matt explained. "I didn't have brothers or sisters or a father figure to come home to. That was difficult, and I know that has probably always bothered her, but she did a great job of making that seem 'normal' for me. We had a great relationship growing up. She was always there for me.

"She got remarried, and she lives in Lebanon, Pennsylvania, now."

Despite the divorce, Matt's mother and father, who both remarried, had a great relationship, and still do to this day.

"A lot of my friends in high school thought they were still together because they were so friendly around each other," Matt explained. "They get along. If that had gone a different direction and my dad would've handled it differently, I could have turned out different.

"But he was always there for me. He's never wavered."

Despite having two kids-Luke and Jenna-with his new wife, Bill was always a central figure in Matt's life.

"I said to myself that there was a bit of a distance issue here, but no matter what happens, I'm not going to allow the distance to interfere with me being in Matt's life," Bill explained.

It wasn't always easy though.

Bill would drive the two hours to Lancaster almost every weekend-sometimes bringing Luke and Jenna with him, and it was often sports that brought them together.

It's a theme Matt had learned at a very young age-sports were often the root of it all.

"By the grace of God, Matt's mom – and to this day we've always been very good friends – she understood that because I did come all that way, she graciously allowed me to stay at her place and spend the weekend with Matt," Bill explained.

Bill recognized Matt's football talents at a very early age. He recalled a game he was watching with Matt's grandfather, Carl Ibach, when Matt was playing quarterback at just 11 or 12 years old, that always stuck with him.

"He took the snap and was rolling right, and the defensive end was knifing in on him," Bill recalled. "The defensive end lunged at him across his face and thought he was going to create a fumble, and Matt put the ball behind his back in counterclockwise motion to his right hand, and pitched it to the option guy. The back got the corner and ran.

"I looked at Carl, and Carl looked at me, and we just shook our heads like, 'This is unbelievable, man.'

"It was something you couldn't coach, and we knew right then that Matt was going to be something special."

Ibach, who was a key figure in Matt's life, passed away before Matt got to high school and took over as the starting quarterback at Manheim Central High School.

The Manheim community and football program are Pennsylvania's version of "Friday Night Lights."

It's the kind of community where the high school coaches visit the youth games on Sunday mornings to see what's coming through the pipeline. The youth coaches also teach many of the same schemes the kids will use at the high school level.

This is an environment where Matt thrived.

"He was a legendary player for us," Mike Williams, who recently stepped down after 34 years as head coach to be an assistant, said of his former quarterback. "Everybody said Matt was very un-coachable-that he's so intense that you just can't coach him. I realized if you tried to get on him, if he makes a mistake and you try to get on him, he's just going to go the opposite way.

"We coach our players hard. With Matt, it was just a little different. He was so intense."

The most memorable moment in Matt's high school career, which had just two losses-both of which came against the same team-Berwick, wasn't a good one.

As a junior in the state semifinals against Berwick, a game that took place at Hershey Park in Pennsylvania in front of more than 20,000 people, Manheim was trailing by a touchdown with just a few seconds left in regulation.

They had the ball at the four-yard line.

"I threw a slant route and didn't see the linebacker," Matt explained. "They picked it off. The crowd went nuts. The game was over, and I was absolutely devastated."

It's a moment that has driven Matt throughout his entire football career, and one he remembers vividly to this day.

"It motivated me," Matt mentioned. "It was a bad play, but I think in the end, if I could rewind back to my whole football career, that one play helped push me to the top in a lot of different areas."

The Manheim community, which eats, sleeps and breathes football, didn't chastise their young quarterback after the interception that ended the playoff game, but rather lifted him up.

"I got so many letters from parents and people around the community after that game telling me to keep my head up," Matt recalled. "That meant the world to me."

Third Conversation

Matt's Most Memorable Moment at Delaware

One guy who remembers watching that game against Berwick on television was Veach, who was recently named the Chiefs' new general manager after serving as co-director of player personnel since 2015.

Veach was a year younger than Matt and grew up about 60 miles from him in Mount Carmel.

"I was pulling for Matt and Manheim because I wanted to see Berwick lose," Veach recalled of watching those games during Matt's junior and senior seasons. "Those were state championship-caliber teams Matt was on at Manheim, but they could never get past Berwick.

"We never played against each other, Matt and I, but we were close enough that we knew of each other," Veach added.

Veach would join Matt at the University of Delaware.

Despite being courted by the University of New Hampshire, and their running backs coach at the time, Chip Kelly, Matt enjoyed the "family" atmosphere of Delaware.

At the time he went to Delaware, 11 of the 12 coaches on staff had played there, and Matt said it reminded him of his hometown.

Matt was recruited there by Gregg Perry, who was the offensive line coach and promised Matt, a pocket passer, that they'd tweak their offense to suit him. Delaware was known for running the Wing-T-a run-heavy system, particularly for the quarterback.

"Coach Williams did a great job training Matt," Perry, who was at Delaware when former NFL (and Chiefs) quarterback Rich Gannon played there, explained of recruiting Matt out of Manheim Central. "As a high school quarterback, Matt could recognize two-deep, three-deep, and what people were trying to do with their coverages. He did a nice job with their protections and getting to the right calls well before he got to Delaware."

Football, and everything with it, came naturally to Matt.

When asked of his favorite memory in college, Matt recalled a particular play against Villanova, which at the time was led by their star running back Brian Westbrook, who would later go on to play for the Eagles for eight years and make two Pro Bowls (2004, 2007).

After falling behind big in the first half by a score of 35-10, Matt recalled the play that got them back into the game.

It wasn't necessarily a conversation, but there was an unspoken language on the field that day that stands lucid in Matt's memory.

"I looked out to my right and [Veach] was lined up for a slant route," Matt recalled. "I looked out to him, and he looked in to me, and he just tapped his head and I tapped my head, to signal a go-ball, a fade. He ran a quick fade in the end zone and I put it up to him and he caught it for a touchdown, and that kind of catapulted us. It gave the momentum going forward.

"We ended up winning the game 59-42, but that memory of Brett and I, and where we have come from-that was special."

It's almost poetic, considering how far they've each come from those days and where they are right now.

It was the first of many moments that've connected the two-former central Pennsylvania prep standouts, who learned at an early age that football was a way of life where they're from.

"When you grow up in central Pennsylvania like we did, that's the pride and joy of that state," Veach explained. "When you're young, the only thing you want to do is go with your parents to a high school football game. I remember being as young as four or five years old and going to games with my dad, and that's all I ever wanted to do.

"Football is engrained in you from an early age. Whether it's a player, coach or personnel guy, it's basically who you are. It's in your blood, and it's going to be a part of your life.

"If you're around Matt for a few hours, you just know that the sport consumes him. It's who he is. It's part of his DNA."

Fourth conversation

Larry Wisdom - "I'll always be indebted to him"

There are only a few people in the world who could put together the connection between the current Director of Performance for the Baltimore Ravens, and a high school classmate of Chiefs' Assistant Head Coach Brad Childress' in Chicago.

But when telling Matt's story, the connection between these two men and the conversation they once had is paramount to Matt's journey.

In 2008, not long after finishing up his second season with the Columbus Destroyers of the AFL, where Matt threw for over 4,000 yards with 74 touchdowns and just eight interceptions that year, Matt learned the AFL was in financial trouble, and would be cancelling the 2009 season.

It was a huge problem.

Matt's salary is what had supported their family. Stacey had given up her teaching job at that time to stay home with the kids.

Everything changed.

So, Matt's whole focus went from hoping and working towards a shot in the NFL-to trying to figure out how to support his family.

Back in 2003, just a year after joining the AFL, Matt suffered a torn ACL and was out for the year. He was recovering and rehabbing at a local gym near his hometown, which was owned by a guy named Steve Saunders.

"That was really the beginning of Matt and I's relationship," Saunders, who remains close friends of the Nagy family to this day, explained of that time. "I was his strength trainer, therapist, and psychologist at times. I was trying to get Matt ready to play again."

Saunders knew of the troubles Matt and his family were facing when the AFL folded, and he also knew one of the other guys he trained-Larry Wisdom, was the president of a large construction company in the area, and he might be able to help them.

Steve wanted to set Matt and Larry up for a meeting.

"I wanted to do everything I could to help them," Saunders, who just last year was named the Director of Performance for the Baltimore Ravens, recalled. "I've got five kids myself, and I was a small business owner (at the time). I know when you have mouths to feed and you have this lean time, it's a stressful situation."

"I was in my mid-50s, so I wasn't exactly your NFL athlete, or retired athlete," Wisdom, who grew up in Chicago and was high school classmates at Marmion Academy with Childress, explained. "Steve came to me one day and mentioned Matt's name. He said, 'This is somebody you can mold into a future president of the company.'

"I felt like if I disappointed Steve by saying, 'No,' then the pain that would be caused [in training] afterwards would be terrible," Wisdom laughed. "Typically, the sessions were at 4:35 in the morning, and I was already feeling a good deal of pain."

Wisdom was the second-oldest of 10 kids in his family, and didn't have much growing up. He began working in the construction business as a laborer at the age of 19, and worked his way up to the Midwest Regional President of a multi-million-dollar company. He had moved to the Lancaster area in 2007, coming from Chicago, where his company was building 1,400 homes a year.

Much like Matt, Wisdom has had to work for everything he got in life.

Back then, it was a tough time to be in the real estate business, but Wisdom took the meeting with Matt anyways.

Matt had a real estate license-something he thought would be good to have in case he needed to supplement his income for his growing family.

Thanks to the introduction from Saunders, Matt and Larry met for dinner at Fenz restaurant in Lancaster.

"In terms of a first impression, I found him to be bright, earnest, genuine, and very authentic," Wisdom recalled of that meeting. "I found him to be at an interesting point in life. He had dreamed for a very long time to become an NFL quarterback, and he had come to a point that the chances of making that work at this point would have come at a great cost to his family."

For Matt, the issue was one of money-particularly going into a field that was heavily based on commission, which was a risk for a family with four kids under the age of six years old.

In order to do this, Matt needed a substantial base salary, and so, Wisdom asked what it'd take for him to feel comfortable.

Then, just like that, Wisdom gave it to him. He stepped up for them.

"It was a big decision because it's what was necessary to help Matt do this, and I was confident in myself that I would be able to help him," Wisdom explained. "I felt like the return would [be worth it]. I felt that the period of time from his first role in sales where he would be trained and developed - paying those hours - would be, unless I had misjudged the talent, returned in a 24-36-month period.

"It was a business decision based on his talent. It wasn't charity."

Within his first 45 days on the job after training, Matt confirmed what Wisdom saw in him by selling six homes. He was a natural, just as Saunders knew he would be when he asked Wisdom to take that initial meeting.

Matt, who no longer had to worry about how he was going to support his family, then began coaching high school football in the area. He was content, and it was because of Wisdom that the burden of how he was going to support them was lifted.

"You have three or four people in your life to which you're indebted," Matt explained. "Larry stepped into my life and took care of my family during the recession, during the time when I lost football.

"I was in a tough spot and he took care of us, I'll always be indebted to him."

Even though he was killing it as a realtor, football, and particularly, the NFL, were never too far away.

Soon, an opportunity would come calling.

Fifth Conversation

Veach and Nagy – "Out of Sight, Out of Mind"

The two high school sweethearts sat on the porch of what they once-thought to be their forever home in Pennsylvania for hours on this cool summer night in 2009.

Matt and Stacey were discussing all the pros and cons of what lie ahead.

A year earlier, through the recommendation of Veach, Andy Reid had offered Matt a position as a coaching intern for Eagles training camp. It was just after Matt's AFL season had ended, so the timing worked out. He could be there without any issue.

"At that time, I went there to see if I could open up some eyes throwing the ball or something," Matt explained of the first summer interning for the Eagles in 2008. "I went there with the mindset of a player."

"At that time, they had cut our numbers on how many players we could have, so having a camp quarterback was virtually impossible," Reid explained. "So, I said to Matt, 'Listen, come be an intern-coach. You can throw all of the drills.'

"He was also learning how to be a coach, too," Reid added. "That was important to him, and I'm going, 'This guy has really got a knack.'

"Veach was like his agent."

A year later, the same offer came-a coaching internship for training camp.

But the problem this time around is that it was right after the AFL had cancelled their season, and Wisdom had just brought Matt into his company a few months prior.

"I'm no longer playing six months of football, with six months off," Matt explained. "I'm working full-time at a new home construction company, and to ask your boss for three weeks off isn't going to go so well."

They had to think about how to best support their kids. There was plenty on the line.

"The big hurdle was disappointing [Wisdom] because we had taken on that job-that was supposed to be our future," Stacey added. "Then here we were talking about going back on our word."

Matt had told Wisdom that he was done with football, and Wisdom had invested time, resources, and money, into Matt's real estate career.

There was also no way of knowing how Wisdom would react for even asking the question of potentially taking the time off to go to camp, and more than that, this was just for an internship. There was no guarantee of a job at the end of this thing.

Then, there was a conversation with Veach that Matt recalls like it was yesterday.

"[Veach] told me, 'You never know where this can take you, and if you don't do it, out of sight, out of mind.'

"That always stuck with me," Matt recalled.

It was a decision for his football future-whether to continue to put his face out there with his hat in the ring-or pack it up and sell real estate and coach high school football for the rest of his life.

After hours of discussion on the porch that night-talking through everything-Matt and Stacey ultimately decided to ask Wisdom for the time off.

And for the second time in just a few months, Wisdom made a decision that would have a profound effect on the Nagy's journey. He granted Matt the time off, and Matt would have his job back after he returned home from training camp.

It turned out to be a pretty memorable camp for Matt, who made national headlines after an injury to Eagles' quarterback Kevin Kolb in a morning practice put the team in a tough spot.

It was just days before their final preseason game against the New England Patriots, and they were a quarterback short.

After grabbing lunch on campus just a few hours after Kolb went down, Matt returned to his dorm room and got a call from Veach, who said, "Coach [Reid] needs to see you. Hurry up. Get over here."

So, Matt quickly walked the three buildings over to the dorm where Reid was staying.

When he walked in the door, Reid, who had just finished a workout and was in a towel sitting on his sofa, proceeded to ask Matt if he had an agent, whether he was healthy, and how well he knew the playbook.

All of the answers were, 'Yes, and good,' and at that point, Matt sensed something big.

"[Reid] goes alright, 'Well, I'm going to sign you, and you're going to play in our preseason game against the Patriots,'" Matt smiled.

Amazing.

Within the course of just a few weeks, Matt went from debating the pros and cons of actually going to camp at all, and potentially risking his family's future financial means, to getting signed to an NFL contract-a dream he had for as long as he could remember.

"I was like a little kid in the candy store," Matt explained. "I was so excited. So, that whole night, I went and did my physical, I did all the blood work and all my tests."

The next day-Matt saw everything from a different angle.

"You sit on the outside of the table areas in the cafeteria for all the dinners. You sit on the outside for all the meetings," Matt said of coaches at training camp. "The next day now, I'm sitting on the inside at the cafeteria with the players. I'm sitting on the inside of the chairs with the players for meetings."

"It was just strange. I went out that next morning put cleats on for the first time in seven years. I was always playing on turf in the AFL."

Matt took reps at quarterback during the morning practice, and then as he was headed back out for the afternoon practice-walking out with running back Brian Westbrook, a rival from their college days-then-Eagles general manager Tom Heckert tapped Matt on the shoulder.

"Nags, the NFL nixed your contract," Matt recalled Heckert telling him. "You've got to go back and get the coaches shorts back on."

Just like that, it was over.

"It lasted not even 24 hours," Matt said. "I was back out that second practice in shorts as a coach, crushed, devastated. I just wanted one fourth quarter against the Patriots."

"I went on the biggest roller coaster of my entire life that day."

Matt was told part of the reason for nixing the contract had to do with the fact that the AFL wasn't completely folded yet, and the Eagles didn't want to get in a contract dispute considering Matt was still technically under contract with them.

"Now, there's a 'Nagy rule,'" Reid, who also explained the NFL didn't want a precedent being set of teams stashing players as coaches, laughed. "But that was it-right there, I knew he wanted to get into coaching, and he seemed wired the right way."

After camp had concluded, Matt went back to selling houses in Pennsylvania for Wisdom and waited for another opportunity-hoping the investment he made by taking off that time and the gamble he took would pay off.

Sixth Conversation

Veach gets promoted, Reid needs a replacement

After the 2009 season ended, Veach was promoted to the personnel side of the Eagles' organization as the Southeast Regional Scout, which meant Reid would be looking for Veach's replacement.

Before he made any decisions on the vacancy, Reid asked Veach for his thoughts.

"[Reid] just said, 'Oh by the way, now that you're moving over (to personnel), if you have any names for your old spot – I already have a list of guys – but if you have somebody that would be good, let me know'" Veach recalled.

Veach did have someone in mind, but he needed to make sure his old friend wasn't planning on selling houses for the rest of his life. It had only been a few months since he had been with them at camp.

"Before I finished dialing Matt, I already knew the answer," Veach said of calling to gauge Matt's interest in the position. "I know what he's about, I know how much football means to him."

Veach was right, and the position was Matt's if he wanted it.

He wasn't out of sight. He wasn't out of mind.

"Matt was selling a house the day I called him," Reid recalled.

When Matt saw the Philadelphia number calling, he knew what that meant. He got up from the kitchen table he was sitting at while going through closing papers for a couple purchasing a house, and he answered the call.

Reid offered Matt the position on a Tuesday, and after they spoke a little while, told him to talk it over with Stacey and get back to him.

After what Matt described as a "three-minute" conversation with her, he knew what he had to do next-call the man who picked his family up at a time they needed it most. The man who Stacey still calls "an angel" to their family.

Matt called Wisdom to explain what had been offered.

"I immediately realized that this call was a moment," Wisdom recalled of that conversation. "Matt was genuinely talking everything through with me, and when you think about that, that's not necessarily the world we live in today. I remember thinking that I wasn't happy to hear it, but I didn't tell him that. I just told him that he did the thing of integrity by picking up the phone and calling me."

"What I understood about this was that it was the chance of a lifetime for him, but he had no idea where this thing would lead."

Despite the huge deduction in salary between the two jobs, Matt and Stacey bet on the dream and he was in Philadelphia by Thursday.

"There were so many emotions because I wasn't looking to ever become an NFL coach," Matt explained of their decision. "Be at a high school for thirty years and ride off into the sunset-I was cool with it. When [Reid] called me that night and explained the position-there was a risk for us financially. I mean, it was a big time set back, but you've got to take one step back to take two steps forward."

Matt also saw this as the opportunity to prove something.

"I wasn't given the opportunity to play Division I football, and in my opinion, I felt I could," Matt added. "I wasn't given an opportunity to play in the NFL, and I felt I should have. I felt like a lot of that was lack of speed and lack of size. But with this deal with Coach Reid, when he offered that to me, I knew that the lack of speed and lack of size couldn't hold me back."

"I knew that with my heart, determination, loyalty and trust, that I could earn that from coach over time."

Matt did earn that trust from Reid, and it happened in just a short time.

Fast forward seven years and the former All-American quarterback has already worked his way to an offensive coordinator position-something that doesn't usually happen that quickly, and when talking to those close with him, Matt has earned everything he's getting.

"He's very much blue collar and he very much knows how to work for everything," Veach explained. "From Manheim Central to the University of Delaware and the AFL, truly nothing was ever given to him. Just like we do in scouting, you look for guys who are passionate, smart, and who love the game, and more so than anything, he's just a positive guy. That's a big deal because how you present yourself to your team, your peers, to your personnel staff, that's a big deal in this league.

"There's going to be more downs than ups in this business and a lot more struggles than successes. So, when you have a guy who is sharp, bright and articulate, but who also exudes positive energy, it's a really good combination, and I think it's what has made him so successful."

Two central Pennsylvania guys whose fathers were both prominent high school coaches, and who both ended up together at Delaware, and then again in the NFL, it's a story that doesn't happen often.

"We talk about it all the time," Veach explained. "We'll be at a game or in each other's office and we'll just talk about, 'Can you imagine however many years ago it was we were chucking it around at Delaware?'

"I just think we feel extremely grateful because we understand there are thousands of people who would instantly give up what they're doing to be in our positions," Veach added. "So, the fact that we're able to help each other – and listen, I had an opportunity to help Matt out back then, but he's been very helpful in my career, too.

"He's a smart offensive mind and, from a personnel standpoint, when I have a question about offensive schemes or quarterbacks, Matt has been a great resource for me, too."

The game has always come easily to Matt-even if many of the early opportunities didn't.

It's a trait and work ethic he's used to work with Alex Smith over the past four years-helping him set multiple franchise records, and it's also what he'll use to help develop Patrick Mahomes-one of the most intriguing young players in recent Chiefs' memory-for the future.

In the end, it's a life that's been destined for this course since his father first saw him spin that ball around his back to avoid a defender. It was a natural fit.

And while Matt has given everything he has to the game that now helps support his family, the truth is all of it has only been possible because of Stacey.

"She's been the one who has kept this whole thing together," Matt explained of his high school sweetheart, who held things down as he was always on the road. "She's been there from the start, and not a lot of people can say that."

A family that made decisions many wouldn't have made are now reaping the rewards of those gambles.

It's a journey that a few years ago brought them to Kansas City, where Bill has since moved to be closer to his grandkids, and where Matt's reunited with an old friend in Veach.

It's also where their family's passion for the game is understood by a fan base that shares a similar sentiment.

"It's a complete family atmosphere," Stacey explained of the Kansas City community. "Everybody is so nice and warm and welcoming. I was shocked when we first moved here because everyone was still always wearing red-despite all the losses they had in the years before we got here.

"It just felt like everybody was joined to the same cause. It really felt like home pretty quickly."

"The fans, the people, the community here-it's real," Matt explained. "They're in it just like we are."

After all, it's always been more than just a game to their family.

(Brett Veach)

Chiefs GM Brett Veach Breaks Down Process of Establishing 53-Man Roster

BJ Kissel

September 1, 2017

Chiefs.com

This is what takes place behind the scenes

Over the past few days, the league has seen an aggressive approach from new Kansas City Chiefs' general manager Brett Veach, who has made two trades to acquire former high picks from the 2015 NFL Draft in linebacker Reggie Ragland, and offensive lineman Cam Erving.

Ragland was a second-round pick (No. 41 overall) of the Buffalo Bills out of Alabama, while Erving was a first-round pick (No. 19 overall) of the Cleveland Browns out of Florida State.

Both players have high upside and plenty of time left as things are currently structured to work with these coaches to develop and reach their potential.

Earlier this week, Veach sat down for an exclusive interview to break down how he and his staff evaluate players from other teams during the preseason, and the process the Chiefs will go through to establish their 53-man roster by Saturday afternoon.

"We break it up where certain scouts are required to watch certain divisions, and they tag players who have stood out," Veach explained of how he and his staff cover all of the other 31 NFL teams during the preseason. "As soon as preseason starts, we're attacking the tape on these other teams. You're doing the best you can to figure out where their strengths and weaknesses are, where they have depth, where they might be able to move from a position, and you try to find natural trading partners.

"So, from the time preseason starts, we're communicating with all teams. We're trying to keep an open-door policy in regards to where we are, where they are, exchange information, and try to be honest."

It's not a blind guess as far as who they speak with either—there are calculated reasons that all teams use to get information from one another—not just the Chiefs.

"We do a good job projecting rosters based on what teams have done in the past," Veach explained. "If a team has had the same coach and/or general manager for a number of years, you look at their historical trends. If they usually keep eight offensive linemen and have 11 who are really good, then you reach out to those teams.

"You don't ask specifically for players, but you ask what they're thinking and who may be available."

The scouts will also look at projected starters and key contributors, recent top draft picks, contract status' and so forth, so they put together a list of "bubble" guys for the other NFL teams who have flashed something in the preseason. Those players are tagged.

In this way, there's not a huge change for the scouts when it comes to having just one cut-down day—from 90 players straight down to 53—they still have their list of tagged guys, but there just may be a few more on it.

"At the end of this process, all the guys who are tagged will show up by position, and we may attack the positions we need first," Veach added. "But all the guys who stand out that are undrafted free agents, that are good players but because of depth may get cut, or guys who are talented players but because of their contracts get terminated, we're going to watch all those guys, but we may start with positions we need first."

Because he's relying on his staff to bring him the initial list of tagged players, there's a certain trust involved in this process from Veach, which means it's truly a team effort.

"I have the utmost respect and trust for our scouts, and I know they know our roster really well," Veach explained. "I've worked with most of these guys the last four years, and I think they know what's expected of them. They have their teams and divisions, they tag their guys and run with it. I'm able to monitor things on a day-to-day basis—guys who have flashed, and I watch the guys they recommend.

"(Chiefs' Director of Player Personnel) Mike Borgonzi does a great job overseeing that, and (Director of Pro Personnel) Tim Terry just got here and he knows the process because of where he came from, so both those guys have just done a really good job overseeing this whole thing."

Most of this work isn't about finding an immediate impact player, but it's about churning out the back end of the roster and making things as competitive as possible all the way through—finding young players they can project and develop.

"I think you always operate with the mindset of looking at your eighth or ninth offensive linemen, looking at your fifth or sixth defensive lineman," Veach explained. "Those will be the guys starting Weeks 9 and 10. We've got to make sure we're completely confident in those guys because it's not a matter of if, but when, they play. Injuries happen. It's a battle of attrition.

"You can't just be content with how good your starters are. We have to take pride in having the best backups in the NFL, and if you have the best backups in the NFL, you're going to win a lot of games."

Veach and the Chiefs will establish who those backups will be this weekend as NFL teams are required to be down to 53 players by Saturday afternoon at 3:00 p.m. CT. Veach explained what Friday morning is going to look like at the Chiefs' office for him and his staff.

"The first thing we'll do is watch and evaluate the tape," Veach explained. "We'll put our final grades in, and we'll meet with the coaching staff, and they'll put their final grades in. Then we'll take a step back and review the whole body of work. From there, we'll get with (head athletic trainer) Rick Burkholder and his staff about where we are in regards to health, what we need—some guys may be ready to play Week 1 and some guys may not. We've got to make sure we have the right depth at each position.

“Once we get the final grades and we get with Rick, then we get together as a staff and we project our final 53, and I’ll oversee that. Once we put our final 53 together, coach [Reid] will come in and he and I will talk about if there are some areas we can work with him on in regards to getting some different numbers in different positions.”

At the end of that process, Veach and the personnel staff will have to tell 37 guys that they won’t be making the Chiefs’ roster at this time.

Those meetings, which Veach has been a part of and held over the past few years, along with Borgonzi and Ryan Poles—the Chiefs’ Director of College Scouting, and Randy Ball—the Pro Scouting Assistant, among others, are never easy.

“I’ve done that the last four years,” Veach said of having to tell guys they didn’t make the team. “These guys invest everything they have, and so it’s always difficult because you know their level of sacrifice to play at this level. They deserve that respect and they deserve one-on-one time to be shown the big picture on why we had to make a tough decision.

“It’s also important to keep that relationship open.”

Before he has to make those decisions, Veach understands he’s in a good position right now with this roster, but won’t let that deter him from doing anything he can to upgrade any one part of it.

“I think we have competition at every position,” Veach explained. “I think we have good depth, but I don’t think a team is ever really satisfied with their depth. You’re going to need upgrades at some point everywhere, so I think we’re always looking to see if we can just get a little bit better. Even if it’s a small upgrade, it’s a win for us.

“If we can get better at the sixth defensive lineman, the ninth offensive lineman, the sixth wide out, we’re going to do that.”

(Charcandrick West)

Chiefs' Charcandrick West sings to raise awareness for childhood arthritis

Josh Tolentino

Kansas City Star

June 13, 2017

Chiefs' running back Charcandrick West has a busy summer ahead as he battles for positioning on the depth chart.

But West, who was diagnosed with arthritis at 14 years old, realizes life goes beyond football.

So before organized team activities began two weeks ago, West hit the recording booth with "Singing for Superheroes." He created a music video, "Body of Steel," with 10-year-old Jillian Reid, who also suffers from arthritis, to raise awareness and support children who have arthritis or a rheumatic condition.

"When you hear of arthritis, you think about older people," West said. "Most overlook the fact that young kids can get it too. I want the world to be aware this can happen to a teenager, a 1-year-old baby, it can happen to anybody."

West, 26, admitted he has no singing background and was nervous getting in front of the mic, but knew he wanted to bring attention to the issue — one of every 250 people are diagnosed with arthritis. He said most of his teammates hadn't seen the video yet after Chiefs minicamp on Tuesday, but he's sure guys will have it on the videoboard soon.

"We're so used to playing football. We're out here beating each other up," West said. "Arthritis can happen to any of us. I want the world to know about arthritis and how serious it is."

West joked if he were to make another music video, he wants to get into opera.

"Maybe I'll sing the National Anthem one day, who knows? As long as it raises awareness for a cause."

(Eric Murray)

Eric Murray and Chiefs DBs Visit The Children's Place

Pete Sweeney
Chiefs.com
May 17, 2017

The Children's Place is the beneficiary of this year's Chiefs Charity Game

Second-year defensive back Eric Murray and the defensive backs group visited The Children's Place in Kansas City on Tuesday afternoon.

Murray ran the children in attendance through Play 60 activities.

"It was fun," Murray said. "We did the ladder drills. I was just trying to show them ladder drills because, in football, people care about the feet. You have to have pretty feet. It translates here and there, but just showing them basic fundamentals and having fun with them. I did the little bunny ear one. That's an exercise that we do, but it's relevant."

The Children's Place, according to its website, nurtures and promotes the healthy development of young children who have survived abuse, neglect and trauma by providing specialized services and family support, within a safe and caring environment.

This is the third and final year the Children's Place will be the beneficiary of the Chiefs Charity Game, which in its first two years, has already raised \$1.47 million for the organization.

"Chosen as the beneficiary of the Chiefs Charity Game has been a game-changer for us," The Children's Place's CEO and director, Ann Thomas, said. "As the recipients, we are going to be taking this money and expanding what we do in this facility, so it will allow us to reach more children and provide a more quality-based facility to do the services."

This year's charity game takes place on Friday night, August 11, when the Chiefs host the San Francisco 49ers at Arrowhead Stadium for their first preseason matchup of the season.

Since its inception, the Chiefs Charity Game has raised \$11.5 million for the 17 charities that have been beneficiaries of the event.

(Derrick Johnson)

Derrick Johnson Raised More Than \$120,000 for Inner-City Kids

Pete Sweeney

Chiefs.com

May 17, 2017

The Chiefs' linebacker held his fifth annual event Monday night

The idea is simple. Derrick Johnson names the night, and his Kansas City Chiefs teammates come.

Johnson held his fifth annual "Celebrity Waiter Night" Monday evening, and 13 Chiefs, including wide receiver Tyreek Hill, tight end Travis Kelce and quarterback Alex Smith did just that.

"It's wonderful to have teammates and guys I have bled, sweat and had tears with out there on that field to come and help me do some stuff off the field, which is pretty important when we're at the platform we're at," Johnson said. Every time I ask the players—all those guys, they're like, 'I got you, man. I'm coming.' It lets me know the respect that I have from the Chiefs."

The night begins with a cocktail hour, in which the players serve appetizers and meals. Throughout the evening, guests are encouraged to bid on autographed jerseys and other prize packages.

Every dollar made on the evening supports Johnson's Defend the Dream Foundation, which provides low-income and inner-city young people with opportunities and resources to reach their full potential.

The "Voice of the Chiefs," Mitch Holthus, emcees the event.

"Mitch is wonderful," Johnson said. "Mitch makes us all look good. He talks really well about us, and he's a fan favorite, so Mitch is our guy, and he gets the energy going."

Holthus said he was impressed with how many players Johnson can get to the event year after year.

"I do a lot of these events throughout the year, and quite honestly, other than the kickoff luncheon, where the guys are required to be there, this gets the most activity of any event," Holthus said. "It shows how much our players love DJ and how much they believe in this event.

"It goes right to the core of some critical need areas because all across the country, whether it's Kansas City or coast to coast, we're having a hard time funding education whether it's public or private, and we're particularly struggling in the places that need it the most. I think one of the answers across the country will be private endeavors like this because we can't rely on public funding. We just can't. It's not there, and so guys like DJ step up and do this."

By night's end, more than \$120,000 were raised for the Defend the Dream Foundation.

"It's setting the tone I think not only in Kansas City," Holthus added, "but for the rest of the country."

(Alex Smith)

Chiefs QB Alex Smith visits Springfield Boys and Girls Club

Rance Burger

USA Today

April 11, 2017

Alex Smith has less than a week before the Kansas City Chiefs open offseason workouts.

He spent one of his last nights of the offseason visiting kids at the Boys and Girls Clubs of Springfield, and then served as the keynote speaker at the club's 21st Annual Steak and Steak Dinner at University Plaza Convention Center.

The cause was a "no-brainer" for Smith, who has his own foundation in Kansas City specifically geared toward helping foster children.

Smith earned first team All-American honors at Utah in 2004. The San Francisco 49ers used the No. 1 overall pick in the NFL Draft to take Smith in 2005.

"I very quickly realized when I got drafted, looking back, just how fortunate I was to be born into the circumstance that I had a great family. I had a great upbringing, a great childhood and it stayed with me. It stayed with me to this day, I still have a ton of support from family and friends and I just happened to be lucky," Smith said.

He has since been selected to play in the Pro Bowl twice, but even Pro Bowl quarterbacks need a break in the offseason. The Chiefs start organized team activities April 17. Smith said he spent the offseason spending time with his wife, two sons and one daughter.

"Offseason is really about them and really spending time with my family, my wife and kids, and certainly training (is) a part of that. The older you get, I feel like the more you train year-round, but certainly the priority is my family," Smith said.

Smith took questions from kids at the Boys and Girls Clubs' Stalnaker Unit on North Fremont Avenue on Tuesday afternoon. When asked about facing a significant adversity, Smith told the story of his 2012 season with the 49ers.

Smith suffered a concussion in the 10th week of the season and was replaced by Colin Kaepernick. Smith was cleared to play as San Francisco advanced through the playoffs, but 49ers coach Jim Harbaugh stuck with Kaepernick at quarterback. San Francisco lost Super Bowl XLVII 34-31 to the Baltimore Ravens.

Smith also discussed what motivates him to play football, with a subtle nod to critics of his penchant for throwing short passes.

"A lot of people like to voice their opinion on what I can and can't do, and when I hear people say what I can't do, that motivates me," Smith told the kids.

In the 2016 season, Smith passed for a career-high 3,502 yards. He was 328-of-489 passing (67 percent) with 15 touchdowns and eight interceptions. Smith dismissed talk of statistics.

“Really you’re measured, I think, by the situational stuff. We need to be good on third down, we need to be good in the red zone, we need to be good in two-minute, end of games, I mean crucial times. I think that’s really how you are measured,” Smith said.

Kansas City went 11-4 in regular season games Smith played in. The Chiefs clinched a first-round bye in the AFC playoffs but suffered an 18-16 home loss to Pittsburgh in the divisional round.

“That final goal is to get to the Super Bowl and win one. But with that said, you’re not guaranteed anything, right? We were a top seed last year, but they don’t start you back there. Everybody starts from square one,” Smith said.

Smith, who is about to enter his 13th season in the NFL, said he tends to train more in the offseason as he gets older. He also tends to follow news of NFL free agency and the upcoming draft more than he did as a younger player.

Kansas City made one key offseason move in February by releasing two-time All-Pro running back Jamaal Charles. Charles exceeded 1,000 rushing yards in five seasons since 2008, but has been limited to eight games in the past two seasons because of injuries.

“Jamaal is not only a unique talent but definitely a great teammate, and definitely is going to be missed. (He has) been here a long time and done some things that nobody has ever done at this level,” Smith said.

The Steak and Steak Dinner raised funding to support the Boys and Girls Clubs of Springfield and more than 2,500 registered members ages 6-18 served each year. Many of these kids come from disadvantaged circumstances.

The fundraiser helps bridge the gap between the \$40 fee club members pay each semester and the \$1,200 it costs to provide programs to them. Organizers set a \$250,000 fundraising goal for this year’s event.

(Travis Kelce)

Oak Grove kids and Travis Kelce play on new gym floor

Fox 4 Newsroom

Fox 4 KC

May 9, 2017

OAK GROVE, Mo. — The grade school kids at Maple Elementary School, 601 SE 12th St., were beaming with smiles at the dedication Tuesday of their school's new gym floor.

The floor was a donation from Kansas City Chiefs' tight end Travis Kelce and United Healthcare. United donated \$15,000 to Kelce's Dreambuilders program, a non-profit organization that works with pro-athletes across the country to help kids receive the items, opportunities and equipment needed to reach their dreams.

"I really love Kansas City. It's home for me now. I've embraced the city just like they've embraced me," said Kelce. "I want to make sure that I can get out here to the community just as much as they get to a Chiefs game. And not only that but make sure I make a difference. Being able to give back and make a difference in challenging the kids in trying to stay healthy and keep a healthy lifestyle."

United donated an additional \$5,000 for the district food program.

"We picked Oak Grove Schools because they have been a client of ours for over ten years. They are really the model for helping their employees lead healthier lives so it worked out wonderful for us today," said Michael Margherio, VP of Sales for United Healthcare.

On National Teacher Appreciation Day, Kelce said his nature science teacher was one of his favorite teachers from high school as well as another science teacher who lived down the street from him.

About the team and the draft of quarterback Patrick Mahomes, Kelce said he thinks it was a great pick.

"It's an exciting pick. I know right now it's Alex's job. I'm going to go out here and try to win a ring for Alex. We'll see how that whole thing pans out. It's a team game and I know both of them are on board with the decision and it's going to be fun to see where this team goes from here."

After the dedication Kelce went out on the new floor to play games with the children.

(Tyreek Hill)

Tyreek Hill is the NFL's fastest player, Next Gen Stats show

Mark Inabinett

Alabama Life

January 29, 2017

Next Gen Stats confirm what NFL viewers came to understand without anything fancier than their eyeballs this season: Kansas City Chiefs wide receiver Tyreek Hill is the fastest player in the league.

Next Gen Stats use microchips in players' shoulder pads to relay real-time data on location, speed and acceleration, and they showed that the two fastest speeds achieved by an NFL ball-carrier during the 2016 season were recorded by Hill, a rookie out of West Alabama.

On Sept. 18, Hill reached a speed of 23.24 mph on a 105-yard kickoff return against the Houston Texans. Unfortunately for Hill, who ran 139.37 yards to reach the end zone, the touchdown was nullified by a holding penalty against Kansas City.

On Nov. 27, Hill reached 22.77 mph on an 86-yard kickoff return against the Denver Broncos. Hill ran a total of 122.24 yards for the touchdown, and this time, it counted.

Hill was recognized as the All-Pro punt returner for the 2016 season, when he led the NFL with a 15.2-yard average and two touchdowns. He also caught six touchdown passes, ran for three TDs and returned a kickoff for a TD in his rookie season, earning a spot in the Pro Bowl.

The NFL's annual all-star game kicks off at 7 p.m. CST Sunday in Orlando, Florida. ESPN will televise the game.

Given the often casual nature of the Pro Bowl, Hill said "there's a high chance, a very high chance" that he'll break a return for a score on Sunday night.

Even though Hill said "it's amazing to be around all this talent," he's comfortable at the Pro Bowl because his AFC squad is being coached by Andy Reid and the Kansas City staff.

Another rookie with Alabama football roots who appeared on the list of the top 20 speeds for ball-carriers in 2016 is at the Pro Bowl - Chicago Bears running back Jordan Howard.

The former Gardendale High School and UAB star reached 22.03 mph on a 57-yard run against the Indianapolis Colts on Oct. 9. That speed ranked 14th on the list.

Former Alabama State running back Isaiah Crowell is 15th on the list at 21.97 mph. The Cleveland Browns ball-carrier hit that speed on an 85-yard touchdown run against the Baltimore Ravens on Sept. 18. Crowell ran about as straight from his tailback spot the end zone as he could, covering 96.69 yards on the way to the goal line.

Hill shows up a third time on the top-20 list as No. 20. He hit 21.91 mph after catching a pass for a 49-yard gain against the Colts on Oct. 30.

(Bennie Logan)

Chiefs add veteran defensive tackle Bennie Logan on one-year contract

Terez Paylor

March 13, 2017

KC Star

While Dontari Poe continues his tour in search of his next destination, the Chiefs have added another veteran defensive tackle to the mix.

On Monday, the Chiefs agreed to a one-year contract with Bennie Logan, two sources with knowledge of the negotiations told The Star. Terms were not immediately available.

Logan, who turns 28 in December, just completed his fourth season with the Eagles. A third-round pick in 2013, he's proven to be durable, appearing in 59 out of 64 regular-season games and making 51 starts.

In 2016, the 6-foot-2, 315-pound Logan started 13 games and made 24 tackles, 2 1/2 sacks and six quarterback hurries. He also played 45.8 percent of the Eagles' defensive snaps.

The Chiefs have made it clear they would like Poe to return. But Logan, at the very least, figures to be veteran insurance if Poe decides to leave, which could happen.

Poe, 26, visited Indianapolis on Sunday, Jacksonville on Monday and will soon meet with the Atlanta Falcons. Poe is a two-time Pro Bowler in 2013 and 2014, and has led the Chiefs' defensive linemen in snaps every year since he was selected 11th overall in the 2012 NFL Draft.

He had back surgery to repair a herniated disk in the summer of 2015. Poe, 6 feet 3 and 346 pounds, only missed one game that year, recording 39 tackles, a sack and three hurries in 15 games, but his snap count dropped to 759.

In 2016, Poe didn't miss a game, recording a career-high nine pressures in 885 snaps, 16th-most among all NFL defensive linemen.

If Poe does not return, the Chiefs have plenty of young, experienced depth players under contract for 2017.

Defensive linemen Allen Bailey and Jaye Howard are coming off season-ending injuries but are multiyear starters, while second-round rookie Chris Jones finished second on the team in snaps but was first among all Chiefs defensive linemen with 28 tackles, 10 hurries and four passes defensed.

Second-year pro Rakeem Nunez-Roches also thrived with more playing time. He took advantage of Howard's and Bailey's injuries and posted career-highs with 23 tackles and three hurries.

Two other contributors to last year's defensive line — Kendall Reyes and Jarvis Jenkins — are unrestricted free agents.

But Logan will add to the depth to the group, and the Chiefs — who have 10 draft picks next month — could easily use one or two of those on an interior defensive lineman, especially if Poe does leave.

(Laurent Duvernay-Tardif)

Chiefs sign OL Laurent Duvernay-Tardif to contract extension

AP Wire

February 28, 2017

Fox 4 KC

The Chiefs have signed offensive guard Laurent Duvernay-Tardif to a five-year contract extension, locking up the former sixth-round pick before he reaches free agency next season.

Terms of the contract announced Tuesday weren't revealed, but the deal is believed to be worth \$41.25 million, with \$20 million guaranteed. That would make him one of the highest-paid offensive guards in the NFL.

Duvernay-Tardif was the 200th overall selection out of McGill University in Canada, and he arrived in Kansas City as a raw prospect brimming with potential. The 6-foot-5, 320-pound medical student quickly earned his way into the starting lineup, and has played 30 games with 27 starts over three seasons.

He started all but two games last season, when Kansas City won the AFC West.

(Laurent Duvernay-Tardif)

A Tale of Two Passions: The Life of Chiefs Guard Laurent Duvernay-Tardif

Pete Sweeney

June 2, 2017

Chiefs.com

Hip-hop music blares on a team charter plane as 52 very large grown men celebrate and dance without restraint.

After dropping five of their first six games to start the NFL season, the Kansas City Chiefs have won their second game in a row in dominating fashion—a 35-point victory in London, England, on United States national television.

A nine-hour flight to Kansas City provides the perfect excuse to let loose, and to only top their feeling of jubilation, it is officially the bye week. They won't be reporting to practice the next seven days.

Surrounded by upright, smiling, energetic players, one player stays seated, noticeably closed to this world of triumph.

It is the Canadian-born Laurent Duvernay-Tardif. He is wearing headphones and is engrossed in a textbook. His American teammates call him "Larry," a nickname much easier to pronounce than the French-based alternative.

"There's Larry, looking like hell on Earth," a teammate, Mitch Morse, laughed as he recalled the scene. "He is just miserable. He just played a game. He's out of fluids, and the guy is just reading this book about the same size as his head."

Morse is joking, of course, but the truth of the matter is that is Larry.

Having to study for the entirety of a nine-hour flight while his fellow teammates celebrate around him is part of the double-life he chose, one in which he continues to pursue a medical degree while simultaneously starting at right guard in the NFL.

Larry didn't sleep on the charter back to Kansas City, and after a 4:00 a.m. Monday morning team meeting, he drove back to the airport to catch a 6:00 a.m. flight.

He was headed back home to Montreal, Quebec, where in two days he would take a surgery exam as part of his medical degree requirements. While some of his teammates were off to a relaxing vacation, Larry would begin his bye week by studying for the next 48 hours straight.

There is nothing about Laurent Duvernay-Tardif that could be considered normal, and that is genuinely the way he likes it. Ask him why he puts himself through the rigor of medical school and the time demands of professional football, and a smile will come to his face.

He is a man with two passions, a man who would not feel complete without both occupations.

There are many players in the National Football League who consider themselves at home on the football field. Larry shares that quality, sure, but put him in a white coat in the middle of the emergency room, and he is just as at peace.

To an onlooker, it may seem odd. How could he possibly do both? How could he possibly be both?

It is not ordinary, but nothing about him is.

Today, Laurent Duvernay-Tardif stands at a towering 6 feet 5 and 321 pounds. One of the first things you notice about Larry, besides his overall height and thickness, is the size of his hands. A shake hello with Larry is kind of humbling in a way. This is a human startlingly bigger than most.

Larry grew up on the south shore of Montreal in a small town called Mont-Saint-Hilaire. According to a 2011 Census, the town has a population of a little less than 20,000 people.

When Larry was a child, he was always very curious. That is the one quality that stands out as his father, François, thinks about his son growing up. Although too young to be into that sort of thing, Larry loved taking on "projects," as François describes— any task he could complete.

Larry, who is now 25, grew up the oldest of three siblings—he has two younger sisters—on a vineyard. François originally entered the wine business when his father, Guy Tardif, opened the property after a prestigious career in Canadian politics.

François joked that Larry was perhaps the youngest sales prodigy in all of Canada.

"Laurent, he was able to sell wine at 8 years old and [give wine tastings] to the guests," François said. "He never tasted the wine, but he was good at describing the wine, and sometimes he gave very good tips, which helped sales."

In 1999, François and Larry's mother, Guylaine, decided to leave the vineyard for a year to take Larry and his two sisters on a sailing trip. With only the clothes on their back, the family bought a boat, rented out their home and travelled down to Florida and the Caribbean.

It was on the boat trip where François believes an 8-year-old Larry took a step ahead of his peers as far as self-reliance and belief in the fact that he could do anything.

"We started with a baby of 9 months and the other one at 3 years old (Larry's sisters), so my wife was almost all the time with the babies," François said. "I was sailing the boat with Laurent there most of the time, so he was able to read a map, interpret tide charts and use the radar."

François, Larry and the rest of the family had no major expenses. For a year, they fished for all their food and bought fruits and vegetables in markets off the coast.

The family returned to Mont-Saint-Hilaire in July of 2000.

In Mont-Saint-Hilaire, everything is oriented towards the sport of hockey, so the fact that the city produced a starting right guard in the National Football League is somewhat fascinating in itself.

Larry originally played hockey as a 200-pound defenseman during his early teenage years, but he never seriously committed to the sport as he grew heavier and heavier.

Larry began playing football in Mont-Saint-Hilaire at the age of 14. He said he quickly took to the game because of the balance between strategy and action.

"I think even now, it's still the same thing for me," Larry recently said. "When you're on the field, it's reaction, it's explosion, but at the same time you need to be able to analyze the front that the defense is presenting you and know what to expect. This requires a lot of work and film study off the field. You need to be athletic. During your off time, or at night, during the meeting, you really need to be a smart guy to understand football and that's what I noticed about it when I was 14.

"When you watch film, when you watch your opponent, it's really strategic. It's like a chess match. That's what kind of got me into football and that's one of the reasons why I chose this sport over other sports."

Larry played football throughout high school, only breaking for another family sailing trip in 2008. This time around, he was 16 and remembers the trip vividly.

"We left from Montreal and we sailed down to Boston, New York, Delaware Bay, Chesapeake Bay, all the way down to Miami," Larry said. "Then we hit the Gulf Stream and went down to the Bahamas, Turks and Caicos for a year. That was amazing, a really great experience. I think that's one of the reasons why I'm so close to my sisters, my father and my mother."

On the boat, Larry's father taught him science and math, while his mother taught him social sciences and English. There were aspects of the trip that made it difficult, but Larry believes he couldn't replace the lessons it taught him.

"You get to meet a different culture and a different way of living," he said. "The whole speed of life is slower. You don't have a cell phone; you don't have the Internet. It's a great experience and it helped me both in football, but also especially in medicine, because it opened my mind to different cultures and [today] helps me understand and treat people from different backgrounds."

Upon returning in 2008, the Duvernay-Tardif family, now with no vineyard, decided to get into the baking business. Though they seem vastly different, the vineyard and baking businesses share the commonality of fermentation, so the transition was easier than one would expect.

"It's really close because they both work with yeast," Larry explained. "Fermentation in wine uses yeast and fermentation is also used in bread to make the dough. It was not that different and my dad was a specialist in that domain so he just started the bakery when we came back."

They called the bakery, "Le Pain dans les Voiles," which is French for "Bread in the Sails."

Over the years, Larry has actually worked for his parents inside the bakery.

"I like to sell my bread," he said with a laugh. "I just like to be behind the counter, to meet people, serve people. It's kind of a cool shift, when you go to work at like 3 in the morning, the whole city is quiet. You wake up, you go there, you start to make the dough, you start to bake the bread and then slowly customers start to arrive around 6 o'clock. It's just a nice rhythm."

After completing high school in Canada, students are required to attend the "CEGEP." CEGEP stands for "collège d'enseignement général et professionnel," a two-year school that serves as a buffer for Canadian citizens between high school and college.

Because he loved the game of football so much, Larry continued to play during CEGEP.

At the time, with a dream of medical school on the horizon, he figured his years playing in the CEGEP would be his last, as those around him felt there was no possible way he could do both.

"Everybody was telling me, 'You know what? Laurent, if you want to get into med school, you have to make a choice. You cannot do both at the same time,'" he said, "because both are very demanding."

Based upon his grades and background, Larry was accepted into the medical program at McGill University, one of the most prestigious schools in the country. Some have even nicknamed McGill the "Harvard of Canada."

While the school curriculum itself would be a challenge for Larry, what made things even more difficult was the fact that McGill is an English-speaking school, and he was not fluent at the time.

Considering those steep obstacles ahead, Larry quit the game of football in 2010.

"He decided not to play football and just go to school," Matthieu Quiviger, the O-line coach with the McGill program, said.

But before long, Larry began to have second thoughts. It only took him two Saturdays as a spectator before he realized he had made a grave mistake.

"I was regretting my decision," Larry said. "When you're a football player and you're not on the field on Saturday, it's hard. After two weeks I was just not able to deal with that, and I went to see the coach the Monday after the game and I was like, 'Coach, please give me a chance,' and he agreed. I told him I was a little reluctant because I was not speaking English, and because of med school and everything, and he kind of understood."

Larry joined the McGill Redmen as a defensive lineman for the remainder of the 2010 season, and he geared up for what he knew would be the most difficult year of his life. Now a medical student on the football team, time management would be critical, and he needed to get his English straight.

Sometimes you meet the most important people in your life when you are going through the toughest of times. When Larry could not speak English during that first year, the classes taught solely in the language were a struggle.

Rather than attending them in person, he would watch the classes on a streaming service in a restaurant across the street from his parents' bakery.

And in that restaurant, there was a girl—a pretty brunette named Florence. She was one of the waitresses and an art history student at the University of Quebec.

"His English wasn't on point," she said of the time. "Instead [of going to class], he would come into the restaurant with his French-English pocket dictionary."

Larry attended his first year of classes by Florence's side, and what began as a friendship eventually blossomed into a relationship. Six years later, they are still dating, and it is something that he believes to this day is critical to his success.

"I think it's essential actually," he said. "I don't think I would be here and still doing both if I did not have somebody to talk to and have somebody I can relate to that motivates me to accomplish what I'm trying to accomplish. Even though we are in two very different fields, we are both overachievers and we are striving for greatness. We both know that being at the top of our field is going to require travel and work and study in different places.

"Last year, Florence was working in Italy for one of the biggest art fairs in the world while I was back at McGill during the offseason. Of course, long-distance relationships are hard but I will always push her to try to achieve her goal and she is doing the same for me."

During Larry's past three years with the Chiefs, Florence has been able to visit him in Kansas City, attending Chiefs games at Arrowhead. While in Kansas City, she has also had an opportunity to take in some of the things that pique her own interests.

"I was pleasantly surprised to discover KC over the last two years," she said. "It is a very welcoming city. I'm a big fan of the Nelson-Atkins Museum of Art, the Kemper Museum of Contemporary Art and the Belger Arts Centre."

Florence said one of her fondest memories with Larry was at the Belger Arts Center. It was there he found out he made the final cut on the Chiefs 2014 roster.

But that may have never happened had she not helped Larry get through his first four years of college, where he had to balance both football and medical school at the same time.

"It was all about time management," Larry said. "That first year, I was kind of learning the process, learning how to study and be efficient. You get to know your habit, what time of the day you're able to perform better in your study, what time of the day you can perform better with your weightlifting and training. That was a bit of a transition for me, but afterwards, you start to get into a rhythm and of course, it's a lot of sacrifice."

In the winter of 2010 after Larry's first season, the McGill football team needed to make some personnel changes in order to fill out both sides of the line.

Hardly anyone realized it at the time, but this moment would be one of the most important in Larry's development and football career.

Quiviger, the team's O-line coach, had been a five-year starter at offensive tackle for McGill from 1990 to 1994. During that span, he earned all-conference honors twice in addition to capturing all-Canadian honors in 1992 and 1994.

"We were lacking some offensive linemen and some big bodies, so they transferred a couple different linemen that winter," Quiviger explained. "At that time, [Larry] had played some offensive line in high school before, but 99 percent of it, he played on the defensive line."

It didn't take long for Quiviger to realize Larry was special.

"It took five seconds," he laughed. "After one practice, I went to the head coach and said, 'If you retransfer that guy to the defensive line, I'm never talking to you again.'"

Quiviger was historically one of the best offensive linemen to ever play at McGill and is a member of its Hall of Fame. That is why his 2010 affirmation mattered more coming from him than it did from most.

"I could just see that he was better than me at everything," he said. "This kid was just faster, stronger, quicker. He understood faster. He had coordination. He had extremely good dexterity in his hips and ankles. Right away, I could see he was going to be very special."

So special, that Quiviger offered Larry something that meant more than anything to him.

"He had a defensive lineman's number. He was wearing 92," Quiviger said. "I said, 'Look. No one is wearing my old number, which is 66.' I said, 'Would you please wear it if you don't mind?'"

Larry wore the number 66 and played at the offensive tackle position for the remainder of his college career.

Throughout his time at medical school and a football player at McGill, Larry was among the best in both realms. At offensive tackle, he quickly became one of the best players on his team, all the while maintaining a perfect 4.0 grade point average in the classroom.

"As smart as you think he is, he's smarter than that," one of his mentors and the research director in the department of emergency medicine at McGill, Dr. J. Scott Delaney, said. "Going to medical school is like learning a lot of new information, but also learning a second language at the same time. Then to pick up as an offensive lineman and the different schemes he was using at the university, I'm sure it took every waking minute and hour that he had during the day."

In order for Larry to manage his obligations, it more or less did. During his first two seasons at McGill, he could attend every practice, but during his third season, which coincided with him beginning to do rotations in the hospital, that had to change.

"That's where it got a little more tricky," he said. "I was basically making sure that during the football season, I was getting rotations close to the stadium in sport medicine and specialties that were a little bit more flexible. I was able to go do my rotation during the day, come back for one or two practices a week, and then study and be there for games."

Sometimes, there were hours of sleep lost to the night.

"It happened multiple times where I was finishing my rotation in medicine and I was going to sleep in the locker room for a couple of hours and I was there still the next day for the morning practice," he said. "The guys were just kicking me in the locker room saying, 'Hey Laurent, come on for the meetings.'"

In 2013, Larry was practicing less and likely sleeping less than every player in the country, yet he still managed to win the J.P. Metras Trophy, the award given to the most outstanding offensive lineman in Canada.

This became Larry's light bulb moment. He knew he was good; that was obvious. But maybe, just maybe, he was NFL good.

"The thing in Canada is that you don't necessarily play against all the teams," he said. "You play mostly against teams in Quebec, which is our province, but you don't play against the teams in the west. So to get that award, I was like, 'OK, I'm not only good in Quebec, I'm also good across Canada,' and it kind of motivated me to train even harder and to approach the fourth year, my last year at McGill, like a challenge and an opportunity to prove myself to everybody and to put good film up there."

Larry called a close friend who he knew he could trust. His name was Sasha Ghavami, who was attending law school at the University of Montreal.

Ghavami received the call in Australia, where he was completing his final semester of law school in a study abroad program.

"[Larry] said, 'A lot of agents have contacted me, but I don't trust them,'" Ghavami explained. "'I trust you. I know you know the difference in football, and I know you always wanted to do this, and I feel that with your hunger and with what you want to do, you could help me get to the next level.' He said, 'Quite frankly, I don't know anything about pro football and I need help with this whole thing.'"

Ghavami changed his flight so that he could come home from Australia as quickly as he possibly could.

"He went to do the [agency] classes, and we signed a contract together," Larry said.

Weeks prior to this phone call and contract, Ghavami had already been researching his friend. The 2013 Canadian collegiate all-star game had a combine tied to it, and he had crunched the numbers.

"I compared [Larry's numbers] to some statistics that I had researched on combine numbers from draftees in the NFL, and he was competing with the top end of the prospects," he said. "I was like, 'Wow. Granted, he hasn't played in Division I football, but he's got all of the physical tools to get there.'"

Larry was projected to be the number one prospect in the 2014 CFL Draft.

Once Ghavami realized the NFL potential, Larry knew he had to alter his medical school program at McGill. There was no way he could train for the NFL Combine and study medicine at the same time.

"What I decided to do was to go see the dean of medicine and I told him, 'Sir, here's my plan. Here's what I want to do: I want to get drafted in the class of 2014. In order for that to happen, I need to potentially train in the states for a couple of months, do a pro day or a combine and have good results. And for that, I need four months off.'"

The dean accepted Larry's plan, and Ghavami connected with an American agent, Chad Speck, the president of the Allegiant Athletic Agency who also represents Chiefs safety Eric Berry. Ghavami was not NFL certified, whereas Speck was, so the two partnered up as a team to represent Larry.

Larry flew down to Tennessee and trained for four months, but he did not get an invite to the NFL Combine. This was a roadblock.

What do you do when you're a Canadian NFL prospect who missed an invite to the Scouting Combine?

For Ghavami and Larry, the answer was to host one of the first ever pro days in the history of Canada.

"It was kind of a gamble," Larry said. "To host that pro day was kind of my only chance to put both CFL scouts and NFL scouts in the same place, at the same time for me to perform my tests."

Nine NFL teams showed up to the pro day—the Bears, the Bills, the Cardinals, the Eagles, the 49ers, the Jets, the Packers, the Raiders and the Kansas City Chiefs.

"It was amazing. To be honest, I didn't know the impact of that until it took place," Ghavami, who organized the event near McGill, said. "You see these NFL personnel people come in one after another, and you're like, 'Wow, they're coming all the way here.'"

"For them to come to us and say this was the best pro day they had ever been to, it's very good. So I was very happy about that."

Larry's numbers at the pro day were among the best of the 2014 draft class.

"Duvernay-Tardif was not at the combine," NFL media analyst Gil Brandt later wrote, "but those numbers were as good as any offensive lineman there, including Taylor Lewan."

"I did well," Larry said. "That gave me a lot of confidence throughout the process."

There is a bit of risk involved with drafting a Canadian prospect to the NFL, the first of which is as rudimentary as the rule differences.

For an offensive lineman in particular, the rules are vastly different. In Canadian football, there is an entire additional yard between the ball and the defensive line. This skews statistics and even film when evaluating for the NFL.

Combine that with the fact that Larry wanted to continue to pursue his medical degree, and no matter his pro-day numbers, this had to alarm some teams.

But not so much the Chiefs.

On January 18, 2014, Larry was one of only two players in the Canadian Interuniversity Sport (CIS) to be represented in the East-West Shrine Game held in St. Petersburg, Florida, and his performance there stood out in particular.

The Chiefs felt Larry had "enough of a chance" that they selected him with the 200th overall pick in the sixth round of the 2014 NFL Draft. Five days later, he was selected in the third round of the CFL Draft, his Canadian draft stock having slipped due to his selection in the NFL Draft.

But despite his selection to both leagues, Larry knew where he was headed. He never gave it a second thought.

"My goal was always the NFL because it's the biggest league," he said. "But at the same time, football is my passion, and wherever you get drafted, whatever rank, whatever round, as long as you get drafted to a team, then it's your job to go on the field and prove yourself. So I was not impressed and I was not scared about where I was going to come out, I just wanted to have a team and to be able to prove myself."

On day three of the 2014 NFL Draft, a former Kansas City Chiefs long snapper named J.P. Darche was not watching. He was at one of his sons' baseball games when he picked up his cell phone.

Coach Quiviger, his former teammate at McGill, was on other the line.

"Hey, you won't believe it," Quiviger said. "Larry got drafted to the Chiefs."

Darche grew up in the greater area of Montreal, attended medical school at McGill, played on the football team and was drafted to the CFL in 1999. In 2000, he moved onto the NFL with the Seattle Seahawks, where he would spend the next seven years, before moving onto the Chiefs in 2007.

When his career ended in Kansas City in 2008, he decided to raise his children there, later restarting med school at Kansas University in 2010.

Of the 32 possible locations, Larry, who Darche had met through Quiviger, was heading right for him.

"I guess it was meant to be," Darche later said.

Rather than coming to America with no guidance, Larry was drafted to Kansas City, where Darche took him under his wing in the summer of 2014.

"Shortly after he got here, I invited him over," Darche said. "I had him over to the house for a home-cooked meal, and we kind of got away from the whole football thing. It was cool because we're both French-speaking. We're kind of the same background."

Darche would serve as a mentor for Larry, something he needed especially in 2014, when everything was new and he did not play in a single game for the Chiefs.

For any player, that could be frustrating, but it was that year in which Larry said he learned "everything" about the NFL game.

"I think for me, coming from a small school football-wise in Canada and getting drafted in the NFL, that was a big step and there were a lot of things I had to learn," Larry said. "That first year, for me, was really, really critical. Even though I didn't get to play, I learned the whole playbook. I learned new rules ... You learn how to deal with a real bull rush from a 340-pound defensive lineman. There was really a learning curve for me."

Larry put that year to good use, and then parlayed his knowledge of the playbook with a strong offseason workout regimen.

"I really trained with the mindset that next year is my year," Larry said. "When I presented myself to training camp [in 2015], I was really focusing on that goal to be a starter."

The difference in Larry showed something to head coach Andy Reid, who named him just that to open the 2015 regular season.

"When I played my first snap in Houston in 2015, I was confident," he said. "I felt good about myself. But I realized there were a lot of things that I needed to work on and I was way far from being perfect, but I was feeling good about it."

After just three games, however, Larry was benched.

"I was not playing good football, especially against the Packers," he said. "I really took those three weeks to go back to the basics. Now I knew what it was like to play on the field—let's think about what I can do better. Why am I doing all those drills? And when you get some reps on the

field, you can relate it to practice ... I think during those three weeks I really went back to the fundamentals. After that, when I got my other chance, I was a more mature, more confident player."

Larry was reinserted back into the lineup at right guard four weeks later, and he would remain there the rest of the regular season.

The only game he could not play in after that was against the New England Patriots in the Divisional Round after suffering a concussion in the Wild Card Round against the Houston Texans.

"That's something that's difficult with football," he said. "You never know when your last snap is going to be. For me to play that last snap in the second quarter of the Texans game, it kind of left me hungry and I'm really looking forward to 2016."

Larry temporarily switched his focus back to medical school this past offseason.

When NFL players are encouraged to take a break from training right after the season, he began his internal medicine rotations, which can keep students on the medical floor up to 16 straight hours at a time.

He figured the beginning of the offseason was the perfect time for such a schedule because he didn't need to be in the gym as frequently.

His emergency rotations later on in the summer were only eight hours apiece, allowing him to follow the Chiefs training schedule during off hours.

Doing both is "not that hard," so he says. It is the switching of mentalities that is the most difficult.

"You go from really, really high emotional states, like when you're on the field winning, to the week after—you're waking up at 6 in the morning, you're on the floor at 6:45 and you're dealing with all kinds of different medical issues and personalities," he said.

That considered, he managed to seamlessly do both once again this offseason, as he arrived to training camp in St. Joseph the team's starter at right guard and did not miss a beat this preseason.

The precision that made Larry a 4.0 medical student has translated to his play.

No one really knows how far Larry will go in the game of professional football, as in each of his first two seasons, he has only continued to get better and better.

The thing is, though, that this phenomenon is not new. It is a trend that started at McGill and has only continued in Kansas City.

Reid has said a countless number of times that he will always play his team's best five offensive linemen, so when you multiply that across the 32-team league, that makes Larry one of the 160 best players at his position in the entire world.

Many try, but few are able to accomplish it.

"To have the opportunity to play pro sports at the highest level, which is the NFL, is something an incredibly small percentage of people get to do," his mentor, Dr. Delaney, said. "It's a little fraternity and club that he'll always have."

But to Delaney, that pales in comparison to what Larry will truly be remembered for—and that is, in his own words, "touching people and affecting them" in a positive way as a medical doctor.

"I hope [him being a doctor] is, in retrospect, more valuable than his NFL career," he said. "It may or may not be, but I think it will be because it probably will come to define him. He will be the doctor who played in the NFL. At some point, he will not be the NFL guy who is also learning to be a doctor. I see 30 years from now, obviously he'll always be a big guy right? So he'll get people's attention. But the NFL stories will fade a bit.

"Well, you know Dr. Duvernay-Tardif played in the NFL.'

"[His patients] won't know him as that. They'll know him as a really good doctor and a really good teacher. Who they'll remember—someone will tell the story of when he played in the NFL—but they'll be more impressed with the person and the physician they're dealing with."

In 2016, Larry will play his third season in the league, and that will follow with four more months of medical school before he will officially be "Dr. Duvernay-Tardif."

And who knows?

Larry is already teasing the idea of putting "Duvernay-Tardif, MD." on the back of his game jersey for 2017.

(Roy Miller)

Chiefs add defensive-tackle help, sign veteran Roy Miller

Terez Paylor

August 2, 2017

KC Star

The Chiefs have signed defensive tackle Roy Miller, the team announced Wednesday.

Miller, 30, provides insurance along the team's interior defensive line, where one of their best players — second-year pro Chris Jones — has missed the first week and a half of camp after offseason injury and is currently on the physically-unable-to-perform list.

Miller, who is listed at 6 feet 2 and 318 pounds, recorded 10 tackles in six games last season for the Jacksonville Jaguars before he suffered a season-ending Achilles injury.

Prior to the injury, Miller had been a starter on the Jaguars' interior defensive line since 2013, recording 62 tackles and five sacks from 2013 to 2015. He was released in March and was due to make \$3.6 million in 2017.

Miller is a short, squat interior run stopper who, at his best, gets off the snap quickly, gives solid effort and often lines up as a tilted nose against the center. He posted a career-high in sacks (four) and tackles for loss (six) as recently as 2015, and will add some depth to a group that includes projected starters Allen Bailey and Bennie Logan and Jones.

With Jones out during camp, Rakeem Nunez-Roches has gotten a number of first-string reps over the last week. Others competing for playing time along the defensive line include veterans Cam Thomas, Jarvis Jenkins, Davis King, Montori Hughes and rookie defensive end Tanoh Kpassagnon.

The move is just the latest one new general manager Brett Veach has made recently, as it appears he's as intent on churning over the bottom of the roster as much his predecessor, John Dorsey.

On Monday, the Chiefs released receiver Antwan Goodley and tight end Emanuel Byrd to make room for receivers Rob Wheelright and Corey Washington.

(Kevin Pierre-Louis)

New Chiefs linebacker Kevin Pierre-Louis excited to get to work with new team

Alec McChesney

July 29, 2017

KC Star

On Thursday night, Kevin Pierre-Louis went to sleep expecting to have two more days before the Seattle Seahawks opened training camp on Sunday afternoon, but then at 6:30 a.m., the phone rang.

Pierre-Louis was notified he had been traded to the Kansas City Chiefs.

“I was definitely surprised,” Pierre-Louis said on Saturday’s of Friday’s trade. “But everything happens for a reason. I am excited to be here and I have a job, so I have nothing to complain about.

“I am just excited to finally, when I can, get out there with the guys.”

In exchange for Pierre-Louis, Kansas City sent Seattle inside linebacker D.J. Alexander, who appeared in the 2016 Pro Bowl as an alternate as a special-teams player.

After arriving in Kansas City, Pierre-Louis, 25, passed his physical and will hit the practice field once Alexander passes his physical for the Seahawks.

For Pierre-Louis, that can’t come soon enough.

“This is a great place to learn again,” he said. “I am always excited to learn and to experience new opportunities.”

Playing in college in the ACC at Boston College, Pierre-Louis compiled 360 tackles and eight total sacks from the linebacker position during his four-year career. Since joining Seattle, he’s had to change the way he plays the game, and more importantly, the way he sees the game.

“In college, I was more outside the box playing more of a strong safety type, so when I got to Seattle, I had to re-learn how to play inside the box, so my eyes have definitely transitioned,” Pierre-Louis said. “I have definitely improved my eyes.”

Pierre-Louis recalls meeting with the Chiefs several times during the draft process, and on Friday, Chiefs coach Andy Reid mentioned they have liked him since his days at Boston College.

“I remember spending a lot of time talking at the combine (with the Chiefs),” Pierre-Louis said. “It’s funny how things turn around.”

Despite only logging 71 defensive snaps for Seattle in 2016, Pierre-Louis believes he's perfect for the Chiefs defense.

"I am a fast guy. ... I am very active, and this defense is very active," he said. "They get a lot of turnovers and do a good job on defense. I am definitely going to be able to fit in and showcase my skill-set.

"Speed is definitely my strong suit, but I am not afraid to hit, that's for sure. I am excited to be able to use that."

At the draft combine in 2014, Pierre-Louis ran a 4.51 40-yard dash. Combine that with his ability to hit, and you have a guy capable of providing depth at the linebacker position and speed on special teams.

"We like him as a linebacker," Reid said of Pierre-Louis on Friday. "If he can help us on special teams, that's okay too. But we want to keep building the depth at that position and competition."

Pierre-Louis has been on a team in the playoffs all three years of his career, and he's excited to join another team in search of the Lombardi Trophy.

"I see a team that's hungry and ready to get it from the coaching staff to the players to the community around this area," Pierre-Louis said. "I am not too big of a social-media guy, but when the trade did happen, it was very welcoming. I just want to make sure I meet those expectations and surpass them."

(Dee Ford)

Chiefs pick up Dee Ford's fifth-year option

Terez Paylor

May 1, 2017

KC Star

The Chiefs have exercised outside linebacker Dee Ford's fifth-year option, general manager John Dorsey revealed Monday, leaving him under contract through the 2018 season.

"That was a no-brainer decision," Dorsey explained in his annual post-draft teleconference with reporters. "We had known all along we were going to exercise the option ... I just wanted to prudently think about it, just wanted to take this morning to assess the situation and how it turned out in the draft.

"I think Dee has a fine future in this organization."

The new collective bargaining agreement allows teams to add another year to the contracts of first-round draft picks. The period to exercise those options began on Jan. 2.

The Chiefs had until May 3 to exercise the option on Ford, who was taken 23rd overall in 2014. It will cost the Chiefs approximately \$8.7 million in 2018, according to salary cap expert Joel Corry.

The salary, however, is guaranteed only for injury, and the Chiefs can still conceivably work out a long-term contract with Ford if they choose.

Ford had one year left on his original rookie contract and will have a 2017 salary cap number of \$2.5 million.

After spending his first two years as a backup, Ford produced a breakthrough 2016 season, leading the Chiefs with 17 quarterback hurries and 10 sacks while recording 38 total tackles in 15 games, 14 of them starts.

"I want to see continued growth," Dorsey said. "I want to see him continue to play like he did in '16 and even better. I want to be able to see him play all 16 games at the level he played at early on, and I think he's willing to do that."

Ford spent part of this offseason in Atlanta working out with pass-rush guru Chuck Smith, which Dorsey expects to help Ford.

"That's always good for us," Dorsey said. "He's trying to hone his craft and become that professional — which he is — which we always talk about."

Ford had 10 sacks through the Chiefs' first nine games, but he went sack-less in the last eight games of the season. This, however, did not bother Dorsey.

“He did a good job of being productive,” Dorsey said. “The sack numbers and ability to play the run speak for themselves.”

The Chiefs took a player that some considered an edge rusher in the recently competed draft, Villanova’s Tanoh Kpassagnon. But Dorsey said the 6-foot-7, 289-pound Kpassagnon profiles as a five-technique defensive end, not an outside linebacker, in the Chiefs’ 3-4 scheme.

(Patrick Mahomes)

Chiefs QB Patrick Mahomes II's Father Proud of His Son's Gamble on Himself

BJ Kissel

April 28, 2017

Chiefs.com

The Chiefs' first-round pick bet big on himself three years ago, and he was right

As a high school senior in Whitehouse, Texas, in 2014, Kansas City Chiefs quarterback Patrick Mahomes II made a decision that altered not only his own life, but also the current and future state of the Chiefs' franchise as well.

Mahomes, a standout baseball player who once struck out 16 players in a game and possessed a 95-mile-per-hour fastball, was looking at the opportunity to play professional baseball and a signing bonus in excess of a million dollars if he wanted to follow the path of his father.

The elder Mahomes played 11 years in the big leagues (1992-2003) as a relief pitcher—throwing more than 700 innings in his career.

“When he started preparing for the baseball draft his senior year, his conversations started to kind of change a little bit,” Mahomes' father recalled.

Mahomes had fallen in love with football—a sport he hadn't even played for two full years but one that would steer him away from signing a professional baseball contract that would have put more than a million dollars in his bank account before his 19th birthday.

At that point, the decision was made to let teams know that Mahomes wouldn't sign a professional baseball contract, but attend Texas Tech University and play both baseball and football.

He would attempt to take both loves to the next level.

During his freshman football season at Tech, Mahomes started four games and was looking at a competition to be the starting quarterback as a sophomore.

Right then, Mahomes was ready to commit fulltime to football and not even play baseball later that spring, but his parents made him honor his commitment.

“I was like, ‘You've committed and I don't raise a quitter,’” his mother, Randi, explained. “I told him for one year you have to do both because so many kids would love to have this opportunity.”

Mahomes played baseball for Tech that spring—the sport that his father had made a profession for much of his life, but that was it—Mahomes would commit fully to football that next fall.

“He wanted to get more into the film and stuff like that,” his father explained. “I was fine with it. It didn’t hurt me one way or the other for the simple fact that I knew that if he ever wanted to go back and play baseball, like if the football hadn’t worked out at Tech, it’s not hard for him to re-learn something he’s done all his life.”

After betting on himself as a high school senior—foregoing a professional baseball career that would have made him a millionaire while other kids were looking for part-time, minimum-wage jobs, Mahomes would bet on himself again.

Through it all, Mahomes said he never felt pressure from his father to follow his path.

“Not at all,” he explained. “My dad was always just looking out for my future. He knew once I made the decision to commit to football what it meant to me—that I loved this game, and I always had his full support.”

Going into the latter part of his sophomore season, Mahomes’ father, who never missed one of his sons’ games at Tech, said he began to see the development on the field.

All the work and time he was putting in was paying off.

Mahomes threw for more than 4,600 yards as a sophomore with 36 touchdowns and 15 interceptions.

“I could see he was understanding the game more,” the elder Mahomes explained. “In the first year and half of his second year, you could see him out there just making plays, running around and everything, but when he started doing the simple stuff—checking down and throwing the ball away and stuff like that—he just took off.

“I just knew at that point he had a chance to be here one day.”

Two years later and just five years into his football career, Mahomes found himself on the other end of a phone call from a Chiefs franchise that hadn’t selected a quarterback in the first round in 34 years.

Coming off a season in which Mahomes led the nation with more than 5,000 yards passing, 41 touchdowns and just 10 interceptions, the Chiefs moved up 17 spots in the first round to take the Texas gunslinger with the No. 10 overall pick in the 2017 NFL Draft.

“It’s awesome,” his father explained. “He took a big gamble, man. That’s the thing I’m most proud of because when he turned down that contract in baseball and gambled on a game that he had just been playing for a year and three quarters at that time, I thought that was a big risk and to see him gamble on himself and to work out?”

“I’m just so happy for him.”

His father, who spent time as an opposing player across the parking lot from Arrowhead Stadium at Kauffman Stadium during his baseball career, couldn’t be happier for where his son ultimately landed.

“I always thought this was the best scenario for him,” he explained. “We were hoping Kansas City. It’s a good fit for him and playing for coach [Andy] Reid, you can’t ask for much more.”

(Eric Berry and Tyreek Hill)

Berry Earns Derrick Thomas Award; Hill Awarded Mack Lee Hill Honor

PR Staff

February 26, 2017

Chiefs.com

The Kansas City Chiefs announced on Sunday that safety Eric Berry was named the winner of the club's Derrick Thomas Award and wide receiver/return specialist Tyreek Hill earned the team's Mack Lee Hill Award for the 2016 season. This marks Berry's third postseason recognition after being awarded the Derrick Thomas Award last season alongside quarterback Alex Smith as well as earning the Mack Lee Hill Award after his rookie season in 2010. Both honors were voted on by all Chiefs players and will officially be presented at the 47th annual 101 Awards this evening. The Derrick Thomas Award serves as the team's vote for most valuable player and the Mack Lee Hill Award is given to the club's top rookie performer.

Berry (6-0, 212) appeared in 16 games (16 starts) this season. He finished second on the team with 77 tackles (62 solo), recorded nine passes defensed, one forced fumble and four interceptions, two returned for TDs – one at Carolina on Nov. 13, and then again on Dec. 4, at Atlanta, where picked up AFC Defensive Player of the Week after each performance. He was selected to his fifth Pro Bowl following the 2016 season. Berry's other trips to the NFL's annual all-star game came following his rookie year (2010), 2012, 2013 and 2015 seasons. Berry earned All-Pro honors from the Associated Press, and was named to the Pro Football Writers of America (PFWA) All-NFL Team following the 2016 season, joining Travis Kelce, Marcus Peters and Tyreek Hill. The safety was honored with the AP's Comeback Player of the Year Award as well as being the recipient of the Ed Block Courage Award following the 2015 season after overcoming Hodgkin's lymphoma and making one of the greatest comebacks in NFL history.

The seventh-year veteran is a Fairburn, Ga., native, who entered the league as the fifth-overall pick in the 2010 NFL Draft by the Chiefs. The former University of Tennessee standout has accumulated 429 tackles (361 solo), 5.5 sacks, 14 interceptions, 53 passes defensed, three forced fumbles and two fumble recoveries in his NFL career.

Hill (5-10, 185) was Kansas City's fifth-round pick (165th overall) in the 2016 NFL draft. In his first professional season, the rookie led the league in punt return yards (592), while tying Abner Haynes' mark of 12 total touchdowns for a franchise rookie record. Hill was named a first-team All-Pro punt returner by the Associated Press and was voted All-Pro punt returner by Sporting News following the 2016 regular season.

During his rookie season, Hill was named AFC Offensive Player of the Week on Nov. 30, after his performance at Denver and was twice named AFC Special Teams player of the Week: first on Dec. 14, following Week 14 versus Oakland and once more on Jan. 4, 2017, after the final regular season game against San Diego. Following a breakout performance in Week 12 at Denver, he became the first player to record a rushing touchdown, a receiving touchdown and a

kick return touchdown in a single game since Gale Sayers accomplished the feat in 1965 against the Minnesota Vikings. Joining a trio of Chiefs, Hill was named to the PFWA All-NFL Team and was additionally named to the 2017 Pro Bowl following his rookie campaign. The Pearson, Ga., native gathered All-AFC accolades from the PFWA as a kick returner and punt returner and was named to the All-Rookie team. Additionally, the former West Alabama product served as a special teams captain in 2016 prior to his first playoff appearance against the Pittsburgh Steelers.

(Derrick Johnson)

Derrick Johnson Hosts His Gearing Up! Back to School Event at Arrowhead

Matt McMullen

Chiefs.com

August 10, 2017

Johnson passed out backpacks with school supplies to over 500 kids on Wednesday

The Kansas City Chiefs had the day off from practice on Wednesday, but that didn't stop linebacker Derrick Johnson from going to work.

Johnson hosted 545 kids from schools across the Greater Kansas City area at Arrowhead Stadium on Wednesday night as part of his fourth annual "Gearing Up!" back to school event. The kids toured the stadium before meeting with Johnson in the Chiefs Sports Lab and receiving a backpack full of school supplies.

"What we've noticed is that if you ask most of our elementary school students what they want to be when they grow up, they typically say that they want to be a professional athlete," said Dr. Anthony Lewis, the Assistant Superintendent for Kansas City Public Schools. "It's important for them to see a professional athlete like Derrick coming out here and caring about their education."

The son of a school teacher, education has been a priority throughout Johnson's life.

"My passion is working with kids, especially underprivileged kids from low-income households, and letting them know how important education is," Johnson said. "That's how I grew up – my mom has been a school teacher for over 40 years. She instilled in me some great values and I want to give that back to the kids by doing little things like this."

The event has grown significantly since its inception in 2014, when 150 kids kicked off the school year with Johnson. That number grew to 300 kids the following year before eclipsing over 500 kids the past two years.

"They just see the end product of him on the field, but they don't know the steps that he took to get there," Lewis said. "He once was in third grade and in sixth grade. For him to care about their education and for the kids to see that, it's huge."

There was also face paint, a balloon artist, caricature drawings and food available for everyone in attendance.

Johnson's philanthropy, the Defend the Dream Foundation, aims to "provide low-income and inner city young people with opportunities and resources to reach their full potential," according to the foundation's website.

In addition to the Gearing Up! event, Johnson has also opened several “Discovery Dens,” or rooms designed for reading and education, in schools across the Kansas City area.

“My influence can have a big effect on younger generations, so what better way to try and make an impact than to tell somebody what you believe in?,” Johnson said. “I strongly believe in education so that they can better themselves in their lives and be successful. When they shake my hand and I give them a backpack or a book to read, they think it’s pretty cool and I do too.”

Johnson returns to the field on Friday night as the Chiefs open the preseason against the San Francisco 49ers. Catch the game on KCTV5 at 8 p.m.

(Kareem Hunt)

Kareem Hunt Named a Potential Breakout Candidate on Good Morning Football

Matt McMullen

Chiefs.com

August 9, 2017

The rookie running back has the tools to be an offensive weapon this season

Rookie running back Kareem Hunt has been turning heads throughout training camp so far and it hasn't gone unnoticed.

NFL Network's Kay Adams cited Hunt as a potential breakout candidate this season on the Wednesday morning edition of "Good Morning Football."

"This is a breakout guy. He's been getting accolades all throughout training camp," Adams said. "He can catch the ball and they're going to need that. I think he and Alex Smith have already developed a rapport and Andy Reid loves him, you can tell."

The Chiefs drafted Hunt in the third round of the 2017 Draft after a record-shattering career at the University of Toledo, where he left as the program's all-time leading rusher with 4,945 yards.

GMFB panelist and former wide receiver Nate Burleson thinks Hunt's collegiate success will translate to the next level.

"His numbers in college were crazy," Burleson said. "When you're putting up those numbers that will last a lifetime in college, it's going to translate. It's just a matter of him getting the opportunity."

Hunt will have another chance to impress on Friday night as the Chiefs kickoff the preseason against the San Francisco 49ers at 8 p.m. Fans can catch the game on KCTV5.

(Eric Berry, Travis Kelce, Marcus Peters, Justin Houston)

Four Chiefs Make ESPN's "NFL Rank 2017"

Matt McMullen

August 28, 2017

Chiefs.com

Kansas City was one of four teams to have four-plus players listed in the top 50

ESPN released its annual "NFL Rank" list on Monday, ranking the top 100 players in the NFL for the 2017 season, and four members of the Kansas City Chiefs ranked inside the top 50.

Safety Eric Berry (No. 17), tight end Travis Kelce (No. 21), cornerback Marcus Peters (No. 28) and linebacker Justin Houston (No. 48) all made the cut for Kansas City. The Chiefs were one of just four teams to have four-plus players listed in the top 50, joining Seattle (6), Atlanta (4) and Dallas (4).

Berry was the top safety and the second overall defensive back in the rankings, while Kelce was the second-highest ranked tight end. Peters was the third cornerback listed.

Here's what the rankings had to say about each player:

No. 17 – Eric Berry

To show the value of Berry's big plays, more than half of his interception return yardage last season came in the fourth quarter, when the Chiefs really needed it. That doesn't even count his fourth-period interception on Atlanta's two-point try, which Berry returned for a game-winning score. But Berry's value to the Chiefs goes well beyond big plays or even his steady every-down presence: He's the team's unquestioned locker room leader.

No. 21 – Travis Kelce

Kelce may be listed as a tight end, but it's time to stop thinking of him as one. He caught only 19 of his 87 passes last season from a traditional TE alignment, compared with 66 when split out as a wide receiver. Kelce is 260 pounds but runs like a wideout, making him a difficult matchup for opposing defenses.

No. 28 – Marcus Peters

The Chiefs had six interceptions in 2014, the year before they drafted Peters. They've compiled 40 in the two seasons since, which ranks second in the NFL. Peters isn't responsible for the entire uptick, of course, but he's had 14 picks in his two NFL seasons and has been a catalyst in

Kansas City's defensive turnaround. Peters anticipates routes well and breaks on the ball like few cornerbacks. After he was targeted often as a rookie, opponents threw his way far fewer times last season.

No. 48 – Justin Houston

The last time Houston played a full season, he led the NFL with 22 sacks and finished a half-sack from the NFL single-season record. That was in 2014. An ACL injury shortened his 2015 and 2016 seasons. "Hopefully I return better than what I was in 2014," Houston said. "My expectations are higher. I want to be more dominant than I've ever been. That's my goal. That's my plan and I'm going to work until I get there."

(Reggie Ragland)

Chiefs strengthen defense with Ragland trade

Ryan Tracy

Chiefs Digest

August 28, 2017

In trading a 4th round pick to acquire Reggie Ragland from the Buffalo Bills, the Chiefs have taken a step in the right direction. General manager Brett Veach added an important tool to the defense that it didn't have prior to Monday.

Ragland is a classic 3-4 Mike linebacker who is purpose-built to attack the run game. That was exactly his forte while playing the same position at the University of Alabama. Buffalo drafted Ragland in 2016 in the second round.

The Kansas City Chiefs acquired linebacker Reggie Ragland in a trade with the Buffalo Bills for a fourth-round pick in the 2019 draft. (Photo courtesy Chiefs PR, Chiefs.com)

Ragland brings a unique capability to this roster. Currently, the inside linebackers are all built to be a Will-chase type linebacker. Conversely, Ragland is best at powering downhill, taking on blocks and stopping the run. Ragland's adaptation to the defense will take some time but he should provide a more well-rounded option in the middle.

While Ramik Wilson made strides in his run defense in this preseason, this acquisition makes the team stronger. The release of Josh Mauga clearly indicates that the younger athletic linebackers have more to offer the team in 2017 than the experienced veteran.

Monday's transactions do leave the team with a much younger overall group of linebackers. With Derrick Johnson's leadership in the position room, they must mature quickly. Kevin Pierre-Louis's addition helps as well. He played several seasons with a strong franchise before coming to Kansas City. However, this group will be searching for the right man to line up next to Johnson over the next few weeks, possibly into the regular season.

(Cameron Erving)

Chiefs acquire Cameron Erving in trade with Browns

Terez Paylor

KC Star

August 30, 2017

The Chiefs have acquired center Cameron Erving from the Cleveland Browns for a 2018 fifth-round pick, the clubs announced Wednesday.

Erving, 25, was a first-round pick of the Browns in 2015. The 6-foot-6, 311-pounder has started 17 games in two seasons, including 13 games last year.

Erving, who played tackle at Florida State, could be an intriguing backup swing tackle for the Chiefs, who have auditioned different players there throughout camp, including Isaiah Battle and Jah Reid. Erving also offers the versatility to play guard.

The Chiefs also traded away their 2018 first-round pick for Patrick Mahomes, meaning they will draft in the second, third, fourth and sixth rounds. They acquired a 2018 seventh from Arizona for cornerback Marcus Cooper, but it's unclear if the conditions for that deal were fulfilled. The Chiefs also dealt away a conditional 2018 seventh-round pick for Kenneth Acker, and it is also unclear if that's been fulfilled.

New Chiefs general manager Brett Veach has been very aggressive since taking over for John Dorsey in July. A few days ago, he dealt a 2019 fourth-round pick to Buffalo for inside linebacker Reggie Ragland, a second-round pick in 2016.

(Mitchell Schwartz)

Ready To Play: Chiefs OL Mitchell Schwartz Discusses His Techniques For Recovery, Film Prep

August 31, 2017

CBS Local Sports

It's a long and tough road to get to the NFL for most players, but it might be an even more difficult task to get yourself mentally and physically "Ready To Play" in the NFL week in and week out. As we work our way towards the start of the NFL season, we're speaking with a different NFL player each week and getting a first-hand account from them on how they get themselves ready for all of the rigors that come with competing at the NFL level. Here's Kansas City Chiefs right tackle Mitchell Schwartz discussing how he gets "Ready To Play".

I like to take about a month off following the final game of the season before beginning training again for the upcoming season. We're so used to working out all the time that after a few weeks to a month of not working out, you start to feel a little out of shape and sloppy and not so good about yourself. So, I look at when I need to report for OTAs and then work my way back from there.

Luckily, I had my brother, Geoff, going through it as an NFL player as well so he had his own experiences and trial-and-error of what worked for him that I have been able to incorporate into my offseason as well. For me, I usually shoot for starting my offseason training about eight weeks before OTAs. Not that OTAs are over-the-top strenuous, but it's another situation where I think you need to be in shape.

The biggest thing for me is to get to training camp already in shape. A lot of the smaller, nagging injuries and lack of performance I think come from a lack of conditioning.

If you show up to camp and get hammered by the conditioning test, then your body's not feeling so great, you're a little bit tired which can lead to a soft-tissue injury or you might just have dead legs early in camp and it's hard to recover from that. That's why I think the biggest component of being ready to play is being in really good shape when you get to camp.

The other thing that's important early in camp is the maintenance work on your conditioning and training in that first week. It's similar to what people say about hydration. When you're thirsty, it's too late. The same idea applies here, making sure that you stay ahead of the game and doing all of the little things to make sure your body is ready to go for the season.

For my training regimen, I largely stick to what the team sends each player as a suggested offseason workout plan. I usually work out at a gym by my home in Los Angeles and then run in the nearby park. The terrain at the park isn't the smoothest so I like to think that helps me work on my ankle flexibility while I'm running. On top of the training regimen that the team sends,

there's always work that I put in on my own in terms of the pass sets and footwork needed to be a successful offensive lineman in the NFL.

Recovery is a big part of the game for any NFL player and in the last few years, I've really started to migrate towards using the NormaTech machine during the week in between games. Basically, it's a set of full-length leg sleeves that you put on and it uses compression to flush the legs and aid in recovery. I got one of those for my house so that if I'm sitting on the couch watching TV I'll put those on and get some good recovery in.

On top of that, I'll foam roll when I can during the week, stretch out as much as I can and get massages. If I do get a massage during the week, I like to do it on Monday, the day after the game because usually, with a deep-tissue massage, you're a little bit sore afterwards so doing it Monday gives you plenty of time to work through that soreness the rest of the week.

As the week progresses, Wednesdays and Thursdays are your longer practice days. Friday, it's a little bit shorter of a day so you can do more recovery stuff after practice like contrast between the hot and cold tub. I tend to do that on Saturdays as well before the meetings and then, after meetings in the hotel room, I'll put on the NormaTech again for an hour. I think that's really helped in my recovery the past couple of years.

When it comes to the mental preparation for each game, film study is number one.

When you come in on Wednesdays, the coaches have the gameplan for the week. They've also seen some tendency stuff with your opponents so they'll let you know, in this formation you can expect this blitz, this personnel group they might do this, or, if this safety lines up here, this is what they're going to do. Early in the week, on your own in film study, you're kind of getting used to the structure of the defense and how they play. Are they an odd team? A bear team? An under team? Are they two gappers or readers? Are the pass rushers speed guys or power guys? Those are all the questions you're answering early in the week.

Then, once it comes to the latter half of the week, you start honing in a little more on the player specifics. As a tackle, I'm studying the guy's pass rush. I like to be able to watch the film to get a sense of what he's going to do and formulate a game plan that I can then practice during the week.

I'll tell the guy that I'm going against during the week on the scout team that, hey, this is what I'm likely going to see from my guy this week do you mind throwing some of these moves at me and giving me some good practice for it? For me, film is the number one thing that gets me prepared mentally each week.

The interesting thing when it comes to my diet is that I feel like I actually eat better out of season, when I'm preparing my own meals, than I do in-season. The reason is, there's just not nearly as much time during the season to prepare your own meals. That said, you're not slamming pizza and burgers and fries every day during the season. As a whole, I think people would assume as NFL players that we eat better than we do. It's a tough balancing act because, you know that you're working out and consuming so many calories that you need a certain amount just to maintain weight.

We have these BodPods that tell us what our ideal calorie intake is and I think mine was something like 6,500 or 6,600 daily calories last season, which is hard to get to through the healthy just chicken or steak, brown rice and broccoli route. You just try to stay on top of your eating during the year and make sure your weight isn't fluctuating too much.

Once game day comes, I like to get to the stadium and make sure that I get my ankles taped and slowly begin getting ready. Putting game socks on over taped ankles is probably the second hardest part of my Sunday. It's awful. Once that's out of the way, it's a nice sigh of relief. Then you start warming up a little bit on your own and after that I like to go through my notes on my own. Just a final check list of all of the adjustments for the week.

Finally, about ten minutes before we go out, I like to do a little bit of visualization playing out all the different blocks against the guys I'll be up against and try and see what they're going to throw at me in my mind while visualizing how I'm going to react to it in my technique for the game.

(Patrick Mahomes)

Tickets For Less signs Chiefs player as its new spokesman

James Dornbrook

Kansas City Business Journal

September 1, 2017

Overland Park-based Tickets For Less signed a multiyear sponsorship deal with Kansas City Chiefs quarterback Patrick Mahomes.

The rookie now will be the radio voice of Tickets For Less in its marketing campaigns. Mahomes also agreed to support the Team Little Owl Foundation, attending as many of its charitable functions as possible. Team Little Owl supports childhood brain cancer research.

“This is one of the most exciting and unique opportunities for us,” Dan Rouen, founder and CEO of Tickets For Less, said in a Friday release. “Patrick Mahomes is one of the biggest sports stories in Kansas City, and we are extremely proud that we are going to be able to provide unique opportunities for Tickets For Less Customers, including an upcoming autograph session.”

Founded in 2004, Tickets For Less is a private broker that buys and sells tickets on the secondary market for nationwide sporting events, concerts and theaters. It differentiates itself from competitors by guaranteeing no taxes and no fees at checkout. It also offers special value-added experiences, such as pre- and post-event parties.

Tickets For Less is the leading ticket reseller for the Chiefs, Kansas City Royals, University of Kansas basketball, Kansas Speedway, Sporting Kansas City and all Sprint Center events.

(Kareem Hunt)

Kareem Hunt Has Record-Breaking Performance in NFL Debut

BJ Kissel

September 9, 2017

Chiefs.com

It was a night to remember for Hunt

There's not a running back in NFL history who has ever had a better debut performance than what we saw from Kansas City Chiefs' rookie running back Kareem Hunt Thursday night against the New England Patriots.

The Chiefs won in convincing fashion, 42-27, and much of their offensive success centered around Hunt, whose 246 yards from scrimmage is the most in NFL history for a rookie in his first NFL game.

Hunt finished with 17 carries for 148 yards and a touchdown, and added five receptions for 98 yards and two touchdowns in the passing game as well.

"The O-Line was making great holes all night," Hunt said after the game. "I was just being patient and hitting them. Those guys kept it going and still believed in me. They didn't get down on me or stuff like that. They knew what I could do and I'm proud of how those guys went all night, and I tried to give them the same."

Throughout the night, Hunt displayed an impressive combination of speed, strength, balance and vision, which was evidenced by the fact that 68 of his 148 yards rushing came after contact, per Pro Football Focus. He also forced six missed tackles.

But it didn't start off well for Hunt, who actually lost a fumble on the Chiefs' first offensive play of the game (and his career). Hunt picked up seven yards before the ball was popped loose.

"It wasn't the way I wanted it to start off," Hunt said of the fumble. "I pretty much just had to take it play by play (after that). Just forget about it and throw it out the window like it never happened. I was really hurting, but I knew I had to use it as another thing to keep going."

"A lot of the defensive guys—they were like, 'We got you, man. We got your back,'" Hunt recalled of what his teammates told him after the fumble. "And those guys made a beautiful (fourth-down) stop. They didn't get points off of it and I was like, 'These guys really got my back, so I got to get their back.'

"I had to step up and make plays."

The defensive stand by the Chiefs took place as the Patriots, who were already holding a 7-0 lead early in the first quarter, began on the Chiefs' 32-yard line after the fumble.

The drive proved to be one of the turning points of the game. Veteran safety Ron Parker made a nice play coming up to make a tackle on Patriots' receiver Danny Amendola on third down, and the fourth-down rush up the middle was stuffed by Bennie Logan, Eric Berry and company.

After that defensive stand, the offense settled down.

Hunt's most memorable play on a night he won't ever forget was probably the 78-yard touchdown reception early in the fourth quarter. It gave the Chiefs a 28-27 lead, which proved to be the difference in the game.

"[Smith] made a beautiful pass and I was like, 'I can't drop this,'" Hunt explained of the play. "I just knew we had to go get points. We were down and I knew we had to get seven on the board, so I was just running my fastest and hardest."

Despite a record-breaking performance Thursday night, Hunt didn't seem satisfied after the game.

"Anybody can do something once," Hunt explained. "I just want to keep it going and hopefully make a big run with this team. Get the end prize, get to the goal."

Chiefs coach Andy Reid also spoke of Hunt's performance after the game.

"He's a load," Reid said. "He's talented and he's a smart kid, which helps at that position because that's a tough one. You have a lot of things to learn as a rookie coming in. I haven't had a lot of rookies start for me over the years. [Hunt] can think on his feet and that's very important when we're asking you to run the football, but then we're asking you to pass block, and to run routes and you have to know all the blocking schemes up front and know how the line's going to handle each front.

"He spent the time learning how to do that. My hat's off to him."

Hunt, who was all smiles after the game and got a big ovation from his teammates when he got back into the locker room, said he was just happy to be a part of it.

"I'm just excited that I was able to contribute to a huge win for the guys."

(Tyreek Hill)

Tyreek Hill Comes Up Big in Season Opener

Matt McMullen

September 8, 2017

Chiefs.com

The second-year receiver led the Chiefs in catches and yards receiving on Thursday

The Kansas City Chiefs were looking to incorporate wide receiver Tyreek Hill more into the offense this season, and they accomplished just that and then some in the season-opener on Thursday night.

Hill led the Chiefs in catches (7) and receiving yards (133) on the night as the second-year receiver notched his first-career 100-yard game through the air.

Hill's signature play was a 75-yard touchdown catch down the right sideline from quarterback Alex Smith. The score marked Hill's fifth-consecutive regular season game with a 65-plus yard touchdown dating back to last season.

Following the game, Head Coach Andy Reid noted that Hill asked for a chance at the deep ball before the play.

"Tyreek actually called the one that he ended up scoring on," Reid said. "He goes, 'I think I can get him on this one,' so we called it and he got him."

Though Hill has become synonymous with the big play, he was effective running a variety of different routes on Thursday night.

The Patriots' defense is known for taking opposing offenses' best players away, but Hill still found a way.

"I read somewhere that one of (New England's) players had a quote that they were going to double-team him from the time he gets off the plane until the game's over," Reid said. "He had a few people looking at him."

Hill and the rest of the Chiefs return home next week to take on the Philadelphia Eagles on Sept. 17 at Arrowhead Stadium.

(Alex Smith)

Chiefs QB Alex Smith Steps Up on the NFL's Biggest Stage, Thrives

BJ Kissel

September 8, 2017

Chiefs.com

Smith had a big night against the Patriots on Thursday

When he needed to step up and have one of the biggest games of his 12-year NFL career Thursday night, Kansas City Chiefs' quarterback Alex Smith delivered for the entire country to witness.

Outdueling a future Hall of Famer in Patriots' quarterback Tom Brady, Smith completed 28 of 35 for 368 yards and four touchdowns against the New England Patriots in Foxboro to help the Chiefs to a dominant 42-27 victory.

Coming into the game, the Patriots had lost just once to an AFC team at home since 2007 with Brady under center. That's what Smith and the Chiefs were up against.

So, it was a big moment for the Chiefs and for Smith, who admitted afterwards that there was something extra about this game compared to other season openers because of all the pregame festivities and the fact that it was the NFL's opening game of the 2017 season.

"This one probably more than any other I have been a part of because you're kicking off the season and playing the defending the world champions," Smith said after the game.

Despite falling behind early against a Patriots' team that was 90-1 at home when leading by 10-plus points since 2001, Smith helped keep the offense together and answered back several times in the first half.

"He doesn't get frantic much," Chiefs coach Andy Reid explained of Smith. "He comes out poised and it's good for the young bunch around him—the young receivers and the young running back. He calms the storm and he doesn't get overwhelmed."

That character and resolve were never more evident than the Chiefs' second offensive drive of the night, which followed an impressive fourth-down stand by the defense.

Leading up to that stand, everything was going the Patriots' way. They had scored on their first offensive possession to take a 7-0 lead and took less than three minutes off the clock to do so, and then Chiefs' rookie running back Kareem Hunt fumbled on the Chiefs' first offensive play of the night.

The crowd was going nuts and everything was working against the Chiefs.

Then, the Chiefs' defense stood tall and stopped the Patriots short on fourth down, which was one of the turning points in the game because of how Smith helped settle the offense down on their next drive.

On the ensuing drive, Smith led the Chiefs on a 12-play, 90-yard drive that culminated with a 7-yard touchdown pass to tight end Demetrius Harris on third-and-goal.

Smith was 7 of 8 for 66 yards on the drive, which tied the game, 7-7. The only incompleteness he threw on that drive was actually a throw-away.

Coming into that game, the Patriots hadn't allowed a 90-yard drive at home in more than four years, and Smith actually led the Chiefs to three of them on the night.

And two of the three long scoring drives didn't take all that long, and each gave the Chiefs a lead.

Early in the third quarter with the Chiefs trailing, 17-14, Smith found second-year playmaker Tyreek Hill deep down the field to give the Chiefs their first lead of the game.

"It was kind of a combination two things at the line (of scrimmage)," Smith explained of the play. "We made a great protection adjustment. We got the nickel off the slot and those guys picked it up, Travis Kelce grabbed the safety and that left Tyreek outside one-on-one, and not many people can run with him.

"For me, I just put it out there."

Hill's double-move on an out-and-up created some confusion in the Patriots' secondary and Smith placed the ball perfectly to Hill down the field for a 75-yard touchdown.

The play also made NFL history as Hill became the first player to ever have touchdown plays of 60-plus yards in five-consecutive regular season games.

And it wouldn't be long before Smith would strike again deep.

Early in the fourth quarter, Smith found Hunt deep down the middle for a 78-yard touchdown, which once again gave the Chiefs the lead at 28-27.

"I was happy he saw the same thing I did as I brought him into the middle of the field because you just don't know how that's going to shake out with the motion at the snap," Smith explained of the touchdown to Hunt. "I thought it was a great adjustment by him."

"I had to beat the guy with speed," Hunt added of the play. "Alex made a beautiful pass and I was like, 'I can't drop this,' and I just knew we had to go get points. We were down and I knew we had to get seven points on the board, so I was just running my fastest and hardest."

Smith spoke about Hunt, who set an NFL record for a rookie running back by putting up 246 total yards from scrimmage in his NFL debut, after the game.

"There was a good chunk there where we were going as Kareem was going," Smith said. "He was really a big chunk of the offense tonight. For a young guy, we put a lot on him in all facets of the game plan tonight and he was able to handle it.

"Certainly, hats off to him in both of those areas – not just physically – he was able to handle the game plan. That's a credit to him."

With a receiver corps that has an average age of 23.5 years old, and a starting running back in Hunt who is just 22, Smith has a lot on his plate to help bring along and mentor the young

playmakers around him, particularly in an environment like the Chiefs played in on Thursday night.

“I’m definitely an old guy for sure on the offense,” Smith said after the game. “There’s an energy with those young bucks. There’s something about them especially when you get them all together. They just go and they feed off each other. The playmaking becomes infectious. Each guy wants to be the next guy to make the play and they’ve all got big old grins on their faces most of the time when you step in the huddle.

“There’s something about that. They love playing ball.”

Despite the impressive victory, which moving forward will probably earn the Chiefs much more respect nationally, Smith isn’t making it any more than what it is in the bigger picture.

“I think you have to be able to handle defeat, as well as victory, the right way, and I think each can deter you because you put a lot of emotion into it,” Smith said. “You certainly get this victory, but you can’t forget that it’s 1-of-16, right? You’ve got to keep that same mentality week in and week out – the attention-to-detail mentality.

“Just because you do it one night, doesn’t mean it will just carry over. You have to find a way to beat the next opponent and the unique challenge they present.”

It’s easy to see why Smith is one of the unquestioned leaders of this team.

(Marcus Peters)

Marcus Peters Recognized as Pro Football Focus' Top Playmaking Corner

Matt McMullen

September 5, 2017

Chiefs.com

PFF ranked Peters as the top playmaking cornerback in the NFL since 2015

Pro Football Focus highlighted its top playmaking cornerbacks over the past two seasons on Monday and, not surprisingly, Kansas City Chiefs' corner Marcus Peters topped the list.

Peters, according to PFF's "top playmaker index," ranks ahead of New England's Malcolm Butler and Washington's Josh Norman since 2015.

Since entering the league in 2015, Peters leads the NFL in interceptions (14) and passes defended (46). He's the first player to tally six or more interceptions in each of his first two seasons in the league since Chris Gamble from 2004-05, and the first Chiefs player to do so since Eric Harris from 1980-81.

Peters is the only player in NFL history to record six or more interceptions and 20 or more passes defended in each of his first two seasons in the league.

Peters will look to start another impressive campaign on Thursday night as the Chiefs kickoff the season against the New England Patriots.

(Reggie Ragland)

New linebacker Ragland is already fitting in well with Chiefs

Terez Paylor

September 5, 2017

KC Star

Reggie Ragland's locker at the Chiefs' practice facility is located right next to Derrick Johnson's, one of the team's defensive alpha dogs.

The two share the same position, inside linebacker, and for someone like Ragland — a gym rat who has been studying Johnson for years — this small fact represents a stroke of good fortune that reflects the good vibes he's already received in Kansas City.

"I think I fit in real well," said Ragland, who was acquired from the Buffalo Bills last week for a fourth-round pick in 2019. "The guys have welcomed me with open arms."

The 6-foot-2, 258-pound Ragland — a second-round pick only a year ago — was characterized as an old-school thumper as a draft prospect, a run stuffer with a passion for the game of football. It's a skill set that could serve him well in Kansas City, where the position he's been practicing at — the "mike" spot — is charged with being physical, taking on blocks and generally freeing up Johnson to slice underneath blocks and make plays from his "weaksid" spot.

Ragland is currently No. 2 on the depth chart behind starter Ramik Wilson, however, and it remains to be seen when he'll even play. He suffered a season-ending ACL injury early in training camp a year ago with the Bills, and both Chiefs coach Andy Reid and general manager Brett Veach have made it clear they don't feel compelled to rush his development. Though Ragland can practice, the team is being cautious in his recovery, in hopes of having a really good player at 100 percent the second half of the season.

"It's just sore, and it's going to be sore the rest of my life," Ragland said with a laugh. "I can play with that. My knee's doing good, but they want me to be in tip-top shape when I do hit the field. ... I respect that they've got me coming in here doing rehab constantly, getting my knee right."

If the time comes where he's called on to play next to Johnson, Ragland will do so humbly, ready to heed his veteran teammate's advice on the field. Teammates rave about Johnson's ability to predict the opponent's upcoming plays, and he's been given the freedom by the coaching staff to make subtle adjustments to make plays. That requires communication between the two inside linebackers, something Ragland suggests will not be a problem.

"Whatever he says, goes, because it's his team," Ragland said. "Whatever he needs me to do on the field, I'm going to do. He's running the show."

The Chiefs are taking it slow with Ragland physically, but after a week with the Chiefs, he doesn't think it will take him long to pick up the scheme. Defensively, the Chiefs run a similar 3-4 scheme to the one he starred in at Alabama, where he also played the "mike" spot for the

Crimson Tide. He thinks it will only take him a couple of weeks to get accustomed to the defense.

“I feel like I’m at home — I’m not going to lie,” Ragland said. “Sitting there, playing the run and letting the big guys up front eat, yeah, I feel like I’m at home and it feels good.”

Ragland said his primary focus, whenever his time comes on defense, will be getting players lined up correctly.

“I already know on the back end, they’re going to do what they do,” Ragland said. “I’ve just got to make sure the front line is ready to go.”

In the meantime, he’ll do his best to earn his way back on the field on special teams first, which the Chiefs take seriously under guru Dave Toub.

“Punt, punt return, kickoff, kick return, I did all of it all ’Bama,” Ragland said. “Whenever I’m out there, I’ll do my best to put on a show for these people.”

(Travis Kelce)

Travis Kelce's Foundation Raising Money for Local After-School Program

BJ Kissel

September 11, 2017

Chiefs.com

Kelce is putting his athletic ability and platform to good use

As if you needed another reason to cheer for Travis Kelce this year, for every catch he makes, the Kansas City community will get a little better.

Through his foundation—Eighty-Seven and Running—Kelce's "Catching for a Cause" campaign this year is raising money for Operation Breakthrough, a local after school program that "provides a safe, loving and educational environment for children in poverty and empowers their families through advocacy, emergency aid and education."

Fans can pledge any amount they want for every catch Kelce has this season, and Kelce is matching every donation dollar for dollar (up to \$50k).

You can donate through the Pledgelt.org website, which can be found right here.

Per the Eighty-Seven and Running website, the goal is to "empower disadvantaged youth to achieve success by providing resources and support to their communities and cultivating their talent in the areas of education, business, athletics, stem, and the arts."

It's a perfect partnership with Operation Breakthrough, which has had a long relationship with the Chiefs. They are one of the largest single-site early education and social service facilities in the state of Missouri—serving around 400 children daily from the urban core.

"I can help by performing on the field, but I want them to know I walk the walk off of it, too," Kelce said in a release. "People tell me all the time how they're cheering for me on their fantasy team. If you can do it for fantasy, you can step up in real life, too. Cheer for something worth cheering for, support something worth supporting."

Also, those who pledge \$5 or more per catch will be entered into a raffle for two (2) Chiefs' game tickets and VIP passes (game TBD).

Last year Kelce's "Catching for a Cause" campaign and 85 receptions supported the Boys & Girls Club of Kansas City by raising money for their sports programs.

A couple of weeks ago for the Chiefs' final preseason game of the year, Kelce invited some kids from Operation Breakthrough out to the game. The kids had pregame sideline passes and the chance to meet a few players for an experience they'll never forget.

“I was very fortunate to grab a suite from the Kansas City Chiefs, and I was able to bring the kids out,” Kelce explained. “The kids are unbelievable. They bring so much energy. Later in the season, we’ll definitely bring the kids back out for a regular-season game.”

Coming off the first All-Pro season of his career last year in which he had 85 receptions for 1,125 yards, Kelce is taking his success on the field and using it to better the Kansas City community. It’s exactly what you’d want to see out of your super star players.

Last Thursday against the Patriots, Kelce had five catches for 40 yards in the Chiefs’ dominant 42-27 win over the defending Super Bowl champion New England Patriots.

(Alex Smith)

Chiefs' Alex Smith honored for performance against Patriots

Terez Paylor

September 13, 2017

KC Star

Nobody needed to tell Philadelphia Eagles center Jason Kelce how good Alex Smith was in the Chiefs' 42-27 win over the New England Patriots on Thursday.

But just in case he didn't know, Kelce's brother — Chiefs tight end Travis Kelce — made sure he told him.

"He was hyping up his boy Alex Smith after that game," the Philly Kelce said with a laugh.

The Alex Smith hype train continued Wednesday, as Smith — on the heels of one of the best performances of his career — was chosen as the AFC offensive player of the week. Turns out that's what happens when you become just the second quarterback to throw for at least 300 yards and four touchdowns with no interceptions against the Patriots since Bill Belichick took over in 2000, as Smith did Thursday, joining Drew Brees (who did it for New Orleans in 2009).

But if you think Smith, a 13-year veteran, jumped for joy when his coaches informed him of the honor at the Chiefs' practice facility Wednesday morning, think again.

"If it had been a couple days ago, maybe," said Smith, 33. "But you had some time to relax, and yeah, OK, certainly it's nice. But at this point, I feel like preparation has already begun on the Eagles."

Smith has reason to turn the page quickly. The NFL is a day-to-day, week-to-week league, which means the collective memories of everyone — coaches, fans, teammates, media — is short.

"You play long enough, you realize how quick things can change," Smith explained. "I mean, one week everybody's raving about you. And quickly, it can flip if you drink the Kool Aid. I think you've got to be careful with that a little bit."

When asked if he's seen or experienced this first hand, Smith grinned.

"I've certainly seen teams where yeah, they play really good and they're feeling so good about themselves and walk into the next week and get smacked in the mouth," Smith said. "Definitely seen that."

So it's on to Philadelphia, the Chiefs' Week 2 opponent, though Smith does so with some prestige in his back pocket. This marks the first time Smith, the Chiefs' quarterback since 2013, has won the award as a member of the organization, and the second time overall. The last time came as a member of the San Francisco 49ers in 2012, when he completed 18 of 19 passes for 232 yards and three touchdowns in a 24-3 win over Arizona.

Smith's performance against the Patriots, however, was more impressive. He completed 28 of 35 passes for 368 yards, four touchdowns and zero interceptions while outdueling future Hall of Fame quarterback Tom Brady.

With the honor, Smith — whose 368 passing yards led the league in Week 1 — also joins Joe Montana (1993) and Steve Bono (1995) as the only Chiefs to win the award in Week 1 of the season.

"Offensively, in crucial situations, we executed well and that made the difference," Smith said. "That's a lot to playing quarterback, right? The big moments, third down, red zone, two minute, all those situations, you've got to be good, and those change games."

Smith checked lots of those boxes Thursday. He was rock-solid against the blitz, completing 8-of-10 passes for 179 yards and three touchdowns in those situations, and even proved he could stretch the field vertically by completing three of four passes that traveled 20 or more yards in the air for 178 yards and two touchdowns.

But Smith, true to form, also gave credit to his offensive line for giving him the time to connect downfield.

"They were awesome," Smith said. "A lot of those plays — especially to Kareem (Hunt) down the middle — we're asking a lot of our offensive line, and to give that kind of time for that play to develop, on a play that does take a little time, was big. All that stuff starts with those guys up front."

But those guys up front weren't trying to hear it. Like many of Smith's teammates, they were happy for their quarterback and ready to brag about him after his big performance on the big stage.

"It's amazing — a testament to the preparation Alex puts in each week," center Mitch Morse said. "It a sliver of what he can do when given time."

(Derrick Johnson and Tyreek Hill)

Derrick Johnson and Tyreek Hill Visit the Ronald McDonald House on Tuesday

Matt McMullen

September 13, 2017

Chiefs.com

Johnson and Hill played games and made crafts with kids before unveiling a new Chiefs-themed basement

The Kansas City Chiefs brought the spirit of Red Friday to the Ronald McDonald House on Tuesday, as linebacker Derrick Johnson and wide receiver Tyreek Hill visited with the kids staying at the facility for an afternoon of games and crafts.

The two players chose to spend their day off from practice by brightening the day of some of their youngest fans.

“To come out here and see these special kids - it brings joy to my heart,” Johnson said. “Just to see their smiling faces and making their day - that’s what it’s all about.”

The Ronald McDonald House exists as a place for families to stay while their children are sick. The facility served over 7,000 families just last year.

The son of a school-teacher, Johnson has made working with kids a priority throughout his time in Kansas City.

“My passion is working with kids,” Johnson said. “They’re our future. They see us on TV, so for us to come into their lives and actually shake their hands and do activities with them, that’s a pretty cool experience.”

While Johnson was scheduled to appear at the event, the residents were in for a surprise when Hill, who volunteered to appear just a few hours prior, walked through the door.

“I think doing stuff like this is big because it’s all about next generation,” Hill said. “That’s why I wanted to come out here and meet these kids and these families. If I was in the same situation, I would want professional athletes to come see me too.”

Johnson and Hill’s efforts went a long way for the families in attendance.

“It’s been so fun for me today just to see the wonder in our families’ eyes,” said Tami Greenberg, the CEO of Ronald McDonald House Charities of Kansas City. “It really is a gift for the players to let our families know that they’re thinking about them and that Chiefs players are rooting for them.”

As the festivities wore down, Johnson and Hill helped unveil a new Chiefs-themed area in the facility’s basement.

“We really wanted to spice this area up for our families, and the best way to do that was to bring in our partnership with the Chiefs,” Greenberg said. “I want the people here to really know they’re in Kansas City and to feel the support of the whole community while they’re staying at the Ronald McDonald House.”

The event served as a kickoff for a week-long edition of Red Friday heading into Kansas City’s home opener this weekend against the Philadelphia Eagles at Arrowhead Stadium.

The Chiefs will once again be all over town selling “Chiefs Kingdom” flags to fans this Friday, and for a fourth year in a row, all net proceeds of the flag sales will benefit Ronald McDonald House Charities of Kansas City.

Flag sales raised nearly a quarter of a million dollars for the organization last season, and donations are expected to surpass that figure this year.

Though it’s been a success in terms of financial donations, the relationship between the Chiefs and the Ronald McDonald House goes even further than that.

“Our partnership with the Chiefs is outstanding, and it’s not just about the financial results, it feels like a partnership every day,” Greenberg said. “It’s a year-round partnership. We have members of the Chiefs family and Chiefs Kingdom who really feel like they are part of the family here at Ronald McDonald House all year long. Red Friday is just one example of that.”

(Alex Smith and Kareem Hunt)

Alex Smith, Kareem Hunt Honored as FedEx Players of the Week

Matt McMullen

September 14, 2017

Chiefs.com

Hunt's performance last Thursday also landed him on the cover of Sports Illustrated

It's been a big week for Kansas City Chiefs' quarterback Alex Smith and rookie running back Kareem Hunt.

Smith was named the FedEx Air Player of the Week on Thursday while Hunt was honored as the FedEx Ground Player of the Week.

Smith completed 28 of 35 passes for a league-high 368 yards and four touchdowns in last Thursday's season-opening win over the New England Patriots. His efforts also netted him AFC Offensive Player of the Week honors on Wednesday.

Despite the awards, Smith is keeping his focus on the field.

"I think you play long enough, you realize how quickly things can change," Smith said. "One week everybody is raving about you, and then how quickly it can flip if you drink the Kool-Aid. I think you have to be careful with that a little bit."

Hunt was recognized after his record-breaking debut against New England. Hunt carried the ball 17 times for 148 yards and a touchdown while adding five catches for 98 yards and two touchdowns. In all, the rookie racked up 246 yards from scrimmage – the most ever in a player's NFL debut.

It was a remarkable performance from Kansas City's third-round pick out of the University of Toledo, and it didn't go unnoticed, as Hunt will be featured on the cover of the upcoming issue of Sports Illustrated.

"It's really a dream come true," Hunt said. "I've seen big name guys on there, so to be on there too is a dream come true."

Though like Smith, Hunt's mindset remains unchanged despite the spotlight.

"I'm just going to stay myself, nothing's changed," Hunt said. "I'm not going to make it bigger than what it is. I'm just going to keep going out there and playing football. I love this game and that's what I do."

Hunt, Smith and the rest of the Chiefs will be back on the field this Sunday as Kansas City takes on the Philadelphia Eagles at Arrowhead Stadium.

(Kareem Hunt)

The making of Kareem Hunt, from his first Pee Wee game to the NFL's newest star

Sam Mellinger

September 15, 2017

KC Star

WILLOUGHBY, OHIO

Kareem Hunt's friends like to say they've never seen him without a smile, but it was more like fury the first time millions of Americans saw him. Actually, that's not the right word. His body went numb, his senses dulled. It was too much.

Panic does that to us. Even professional athletes, at least the ones who work their entire lives for a moment they literally just fumble away. Hunt is the Chiefs' starting running back, which means he will be defined not as much by what happens, but by what he does after. That might be the best and worst part of his chosen profession.

Life changes in an instant, and we never know when that moment will come, but here was Hunt's. Four months ago, the power was off at his apartment in Toledo when the Chiefs drafted him (more on this in a minute). Then, last Thursday night in Foxborough, Mass., his first carry resulted in the first lost fumble of his life (seriously, all the way back to Pee Wee ball).

The outcome of that evening's episode of the most-watched TV program in America would swing in part on his reaction.

"I didn't know if I should hug him or kick him," his mother, Stephanie Riggins, said.

Hunt spent part of the previous night texting with his old high school coach, who was trying to calm his nerves ... but the nerves won. The natural instinct of teammates is to console. The natural instinct of the fumbler is to seek privacy, silence, but there is no such thing in the chaos of the NFL.

So after watching his rookie running back cough up the ball, Chiefs coach Andy Reid kept his words simple: *Get ready, the first play of the next series is yours.*

"Now, he was fuming when I said that," Reid said, "so I don't know what he heard or didn't hear. But I said it."

Thousands of men have played in the NFL, most with a first game they cherish. None have done what Hunt did, and it has nothing to do with that fumble and everything to do with what he did after: 148 yards rushing, 98 more receiving, and three touchdowns against the Patriots in one of the best Chiefs wins in decades.

So now, here is Hunt, dealing with a completely different challenge than coming back from a fumble. The new challenge, and the one that will consume him and define him, is dealing with success.

“Honestly, yeah,” he said. “I’ve had success before, but not like this, not on this stage.”

One game in, Hunt is a national curiosity in America’s greatest obsession. Ninety-eight years of the NFL and nobody ever did what he did in a debut — a record 246 yards from scrimmage and three touchdowns in a win over the reigning champs.

Hunt spent part of this week playing Madden online with his old roommate. He spent other moments looking at one of his touchdowns on the cover of Sports Illustrated, his face on all the shows, and of course a few minutes watching himself on YouTube a week after only hardcore fans and fantasy-football nerds knew his name.

From here, this story figures to go one of two ways: either the creation of a star, or the answer to a trivia question that will grow more obscure with time.

Clues to what might happen next are back in Northeast Ohio.

Two games in and Kareem Hunt still hadn’t been tackled. Clarence, five years older, goes all the way back to the beginning when asked when he knew his little brother was special. Kareem was 7 then, playing football for the first time. Kids mature at different speeds, but this was ridiculous.

Handoff, touchdown. Handoff, touchdown. Every time, for two straight Saturdays. Then came the third game.

“He got tackled,” Clarence said. “Then he cried.”

Kareem looked toward the sideline, to his mom, those tears in his eyes, and he probably wanted sympathy.

“I said, ‘Get back in,’” Riggins recalled. “‘Do you want to play football, or do you want to go home?’”

A few games later, Mom said, Kareem scored 10 touchdowns with around a thousand yards rushing against a team that included Mitch Trubisky — this year’s No. 2 overall draft pick by the Bears.

Kareem’s father’s full name is Kareem Abdul-Jabbar Hunt and, no, this is not a joke. That’s what it says on the birth certificate. The older Hunt was a damn good basketball player, too. A high school star.

The son’s full name is Kareem A.J. Hunt — “that’s as far as I’d go with it,” Stephanie says, laughing — and he did pick up some of that athleticism, too.

Willoughby is a suburb of Cleveland, a 20-mile drive east from downtown on a stretch of I-90 between Lake Erie and a line of warehouses. Kareem’s football obsession, though, wasn’t the Browns. It was Barry Sanders. The poster still hangs on a wall in his room, in the house he grew up in with Clarence and Stephanie.

Kareem started telling people he would play in the NFL shortly after that game against Trubisky's team, and Stephanie had to balance encouraging a passion and preparing him for reality. If she had it her way, Kareem never would've played football. He was a terrific baseball player as a kid — shortstop and pitcher — and of course a mother would prefer the sport with less contact.

But she did smile when he said, long before his voice dropped, that he would use football to help her retire. *You won't work after I make it*, he'd say, and what's a mother to do when she hears that? Kareem was insistent, and consistent, and once he started skipping outings with his friends for football workouts in the summer, she stopped even bringing it up.

Willoughby lies in the middle of the snowbelt, and later his college teammates would joke that playing through the cold is Kareem's superpower. But he hated those snow days. Too much snow for school meant too much snow for practice.

"I'm telling you," said Deltrin Kimbro, Kareem's stepfather, "you thought the world ended for Kareem when he couldn't practice."

So this is not a story of a prodigy with otherworldly gifts. Kareem always had talent, and always loved football, but in this part of the country a lot of talented kids love football. Some of them are bigger (Kareem is now 5 feet 10 and 210 pounds), or faster (he ran a 4.66-second 40-yard dash at the NFL's scouting combine, though the Chiefs had him at 4.58), or both.

Kareem had to make his way in the margins, more because of his work than his gifts.

"I remember telling reporters here this guy will play on Sundays," Willoughby South High coach Matt Duffy said. "I said he may not get recruited by Ohio State, but he'll play on Sundays."

Kareem was a high school star from the beginning. He broke in as a linebacker, but when the starting tailback couldn't play a stretch of three games, Kareem took the handoffs and the offense didn't drop off a lick.

He scored 83 touchdowns between his junior and senior seasons, many of them on what his high school coach calls "circus runs," but the big offers never came.

Ohio State signed Ezekiel Elliott, a top recruit and now a star with the Cowboys. Michigan signed Derrick Green, Rivals' No. 1 ranked back in the country. Kareem was a three-star recruit, nowhere on the national lists. He signed with Toledo.

"We whiffed on him," an assistant at Ohio State would later tell Duffy. "You got any more like that?"

"Nope," Duffy replied. "That one's different."

During a scrimmage before his freshman year of college at Toledo, Kareem Hunt took a handoff near the goal line. The hole opened in front of him, but a safety was on the other side and squared his pads directly into Hunt. This should've been a stop, and would've been a stop, except Hunt lowered his pads, too.

The safety fell back into the end zone. Broke his collarbone.

"That doesn't usually happen," Toledo coach Jason Candle said.

Toledo was always going to be the place Hunt made it, or didn't. The place he'd use to get to the NFL, or the place that chewed him up. He rode both sides of that at different times.

Toledo's starter got hurt midway through Hunt's freshman season, which meant one more chance earlier than expected, and he shined: 127 yards and a touchdown in his first game as a primary ballcarrier, then 114 and a score, then 168 and two scores, and 186 and another score. On and on it went.

His sophomore season was even better — 1,631 yards rushing, and 8 yards per carry — and he talked with friends about going pro the next year. But that's when the bad came.

His junior season began with a suspension for a violation of team rules that his coach calls "not at all malicious," and his mother calls "a very bad decision." Then came injuries. His ankle. Hamstring. Maybe a groin. He was better later in the season, and still made second-team all-Mid-American Conference, but he wasn't the same, and everyone knew it.

"I'm sure he was down," said Terry Swanson, a Toledo running back and teammate for three years. "I mean, he had to be. But you could ask anybody in the locker room. We never saw it. He never showed it."

Hunt still wanted to leave early for the draft, but the NFL's evaluation came back unimpressed. Stephanie talked him out of it.

"Maybe this isn't the right time," she remembers telling him. "I think he really wanted to leave."

Hunt was a star last fall at Toledo, but that's only part of the point. He rushed for 1,475 yards, led the nation in missed tackles, caught 41 passes and dropped none while playing with a cast on a broken wrist. He became a darling of the growing industry around the NFL Draft. But, notably, he was the same guy.

His work never changed. His habits didn't waver. When teammates made fun of his hair, or his ashy knees, he laughed as hard as he did the day after rushing for 200 yards against Western Michigan.

Hunt did enough to know he'd be drafted, even if he didn't know where or when. Detroit is an hour from Toledo, and story after story came out linking Hunt to the Lions. The Chiefs may have thought the same thing, because they traded ahead of the Lions in the third round to select him.

Hunt watched the draft at home, with Stephanie and friends and family. That's where he'd have been anyway, of course, but his roommates also scattered to watch the biggest night of his life for a more pragmatic reason: The power company turned their lights off.

"Oh my God, that is so true," Hunt said this week. "I can't believe (Swanson) told you that. I'm dying."

To review: The day Hunt was selected into the NFL, a spot that would eventually be worth a \$3.3 million contract, he was so behind on bills that he had no lights.

"It was a rough time for us," Swanson said. "And yeah, after that, he helped us."

Now that Hunt has had the best debut for a running back in the history of his new league, the questions are about what he does from here. The NFL is an obsessive place, where the tiniest

details are blown out of proportion, each week a literal referendum on a player's worth and commitment.

And so the first thing Hunt's new teammates and coaches will watch for is change. Changes in his habits. In his focus. In his recall in the classroom, or effort during practice.

"He's going to work hard because that's how he's been since he got here," Reid said. "The way we practice, everybody in the world would know if you're cruising, and nobody would let you do that."

There is no way Hunt could've kept this week normal. Not in a real sense. There's too much going on. Too many phone calls, too many texts, too many shows with his highlights.

But he's tried to do the same things. Still talks to his mom every day, more than once and never about football. They talk about how he's feeling, what she's cooking. Mother-son stuff.

He still plays in an online Madden video-game league with friends and old teammates, and sure, let's answer the question you're asking: Hunt plays with the Chiefs, though everyone drafted new players, and he drafted himself ... but not before taking a quarterback.

So if you want someone equipped to deal with sudden and intense and immediate success, this is a man who appears ready. He's had to work his entire life at this, harder than many of the men who are now peers, and has spent his first week as a new star practicing the same way and acting the same way as when he was just trying to make the team.

Here are a couple more stories, too, picked up back in northeast Ohio. Did you know Hunt earned a 3.8 GPA during his senior season at Toledo, and again made the dean's list in the spring while prepping for the draft? This is no small thing.

Hunt was diagnosed with a learning disability in high school. Classwork has never come easy. He's had to work at it, just like football. He's the first person in his family to graduate from college, which is part of why his stepfather is now going back to school, dedicated enough that he watched Kareem's first game on TV rather than miss class for the trip.

Hunt's stepdad missed a moment there, too. Stephanie told him about it later. After the game, after touchdown after touchdown after touchdown, Kareem opened the locker-room doors and hugged his mother and looked her in the eyes and spoke the first words she'd heard him say since his just-completed breakout night.

Here, you can decide if this is a man who is about to be happy with one good game.

"I can't believe I fumbled," he said.