



# JACKSONVILLE JAGUARS VS. BALTIMORE RAVENS

2017 NFL WEEK 3 GAME RELEASE  
SUNDAY, SEPTEMBER 24 | 14:30 PM BST | WEMBLEY STADIUM



FOR IMMEDIATE RELEASE

TUESDAY, SEPT. 19, 2017



## JACKSONVILLE JAGUARS (1-1) vs. BALTIMORE RAVENS (2-0)

SUNDAY, SEPT. 24, 2017 • 14:30 BST • WEMBLEY STADIUM (84,000)



Tad Dickman - Sr. Manager, Public Relations • Amanda Holt - Business Public Relations Strategy Manager • Alex Brooks - Public Relations Coordinator  
 Andy Esworthy - Public Relations Assistant • Gaby Moran - Public Relations Assistant • Dan Edwards - Sr. Vice President, Communications



### THE OVERVIEW

In Week 3, the Jacksonville Jaguars (1-1) host the Baltimore Ravens (2-0) at London's historic Wembley Stadium on Sunday, Sept. 24 at 9:30 a.m. EDT. The Jaguars are playing their fifth game as the home club at Wembley Stadium, and have posted a 2-2 record, including two straight wins entering this week's game against the Ravens. In 2016, the Jaguars defeated AFC South rival Indianapolis, 30-27, in a Week 4 matchup at Wembley Stadium, which was the team's first divisional game played in the U.K. In 2015, Jacksonville defeated Buffalo, 34-31, in Week 7, marking the club's first-ever victory on international soil.

On Aug. 21, 2012, the Jaguars made history by becoming the first NFL team to commit to playing four home games in London. Jaguars Owner **Shad Khan**, along with NFL Commissioner **Roger Goodell**, declared that the Jaguars would play one game each season in the U.K. from 2013-16. On Oct. 22, 2015, the NFL announced that the deal was extended for five years and the Jaguars would play one home game per year at Wembley through 2020. To date, the Jaguars are the only NFL team to have made a yearly commitment to play one home game per year in London. The Jaguars' footprint in London continues to grow, as they have registered over 65,000 fans in the U.K. and rank eighth among NFL teams in European NFL merchandise sales.



### FOURNETTE FINDS ENDZONE

Fourth overall rookie RB **Leonard Fournette** posted 14 carries for 40 yards (2.9 rush avg.) and one TD and caught two passes for 21 yards (10.5 rec. avg.) in Week 2 vs. Tennessee. Through two games, Fournette has rushed 40 times for 140 yards (3.5 rush avg.) and two TDs and caught five passes for 45 yards (9.0 rec. avg.). Fournette is the first player in Jaguars history to register a rushing TD in each of his first two NFL games and his 140 rushing yards are the most by a Jaguars rookie RB through two career games. Fournette joins Kansas City rookie RB **Kareem Hunt** (three rushing TDs through two career games) and Dallas RB **Ezekiel Elliott** (two rushing TDs through two career games in 2016) as the only RBs over the past two seasons to register a rushing TD in each of their first two NFL games.



### TELVIN TAKEAWAY

In Week 2 vs. Tennessee, fourth-year LB **Telvin Smith** intercepted Titans QB **Marcus Mariota** in the second quarter and has now registered five career INTs, including an INT in each of his four NFL seasons. Smith is one of seven linebackers in the NFL to register five-plus INTs since 2014, when Smith was drafted in the fifth round of the 2014 NFL Draft. Smith has registered an INT in three of his last five games dating back to Dec. 18, 2016, and his three INTs since Week 15 of the 2016 season are tied for the second-most in the NFL over that span, trailing only Giants CB **Dominique Rodgers-Cromartie's** four INTs. Smith also led the team with eight tackles (six solo) in Week 2, and his 319 tackles (247 solo) since becoming a full-time starter in Week 12 of the 2014 season rank second in the NFL over that span.



### JAGUARS MEDIA

The Jaguars Public Relations department utilizes Jaguars.com/media to keep the media up-to-date with relevant materials. On this site, you will find press releases, weekly game releases, transcripts, updated player biographies, results, game books, as well as the 2017 Jaguars media guide. For a PDF version of the media guide, please visit: [http://prod.static.jaguars.clubs.nfl.com/assets/PDFs/MediaGuide/2017\\_mediaguide.pdf](http://prod.static.jaguars.clubs.nfl.com/assets/PDFs/MediaGuide/2017_mediaguide.pdf)

To be added to the Jaguars distribution list, please email **Gaby Moran** (morang@nfl.jaguars.com).



### ON THE CALL

**TV BROADCAST INFORMATION:** This Sunday's game will be broadcast nationally on CBS, locally on WJAX 47. **Andrew Catalon** will handle the play-by-play duties with **James Lofton** providing analysis. **Alex Flanagan** will report from the sidelines.

**DIGITAL BROADCAST:** Sunday's game broadcast will be streamed live world-wide by Yahoo Sports on mobile devices free of charge. The delivery platforms include desktop, mobile, tablet, connected TVs and set-top boxes.

**NATIONAL RADIO BROADCAST INFORMATION:** Westwood One Sports will be broadcasting this week's game. **Ryan Radtke** and **Ross Tucker** will be the game announcers with **Scott Graham** hosting the pregame and halftime shows.

**RADIO BROADCAST INFORMATION:** WJXL 1010-AM/92.5-FM returns as the team's radio broadcast partner in 2017, along with simulcast partner WGNE 99.9-FM. Jaguars radio broadcasts feature play-by-play announcer **Frank Frangie** joining former Jaguars **Jeff Lageman** and **Tony Boselli** in the booth, with **Rick Ballou** reporting from the sidelines. Jaguars.com reporter **J.P. Shadrack** co-hosts game day studio coverage alongside **Mike Dempsey** for the Jaguars radio network. The Publix tailgate show starts the gameday broadcast three hours prior to kickoff.



### MEDIA SCHEDULE

#### Wednesday, Sept. 20

10:45 a.m. .... Head Coach **Doug Marrone** available in TV studio  
 11:50 a.m.-12 p.m. . Practice open to media  
 1:50 p.m. .... QB **Blake Bortles** available in TV studio  
 2:10-2:55 p.m. .... Locker room open for interviews

#### WEDNESDAY CONFERENCE CALLS

Ravens: S **Eric Weddle** at 11:15 a.m. HC **John Harbaugh** at 11:25 a.m.

#### Thursday, Sept. 21

10:40-11 a.m. .... Practice open to media  
 12:35 p.m. .... OC **Nathaniel Hackett**, DC **Todd Wash** & STC **Joe DeCamillis** available  
 12:35-1:20 p.m. .... Locker room open for interviews  
 4 p.m. .... Jaguars depart for airport for flight for London (b-roll only)

#### Friday, Sept. 22

12:30-12:50 p.m.\* ... Practice open to media  
 2 p.m.\* ..... Head Coach **Doug Marrone**, QB **Blake Bortles**, DE **Calais Campbell** available at the podium  
 2-2:45 p.m.\* ..... Players available on the field

#### Saturday, Sept. 23

(No media availability)

#### Sunday, Sept. 24

2:30 p.m.\* ..... Kickoff vs. Baltimore Ravens  
 \*local time



### AFC SOUTH 2017 STANDINGS

Team	W	L	T	PF	PA	Home	Road	Div	Conf	Streak
Titans	1	1	0	53	42	0-1	1-0	1-0	1-1	1W
Jaguars	1	1	0	45	44	0-1	1-0	1-1	1-1	1L
Texans	1	1	0	20	38	0-1	1-0	0-1	1-1	1W
Colts	0	2	0	22	62	0-1	0-1	0-0	0-0	2L

# MEDIA INFORMATION

## 2017 REGULAR SEASON SCHEDULE

Date	Opponent	Time/Result
Sun. Sept. 10	at Houston Texans	W, 29-7
Sun. Sept. 17	<b>TENNESSEE TITANS</b>	<b>L, 16-37</b>
Sun. Sept. 24	<b>BALTIMORE RAVENS</b>	<b>9:30 a.m. (CBS)</b>
Sun. Oct. 1	at New York Jets	1 p.m. (CBS)
Sun. Oct. 8	at Pittsburgh Steelers	1 p.m. (CBS)
Sun. Oct. 15	<b>LOS ANGELES RAMS</b>	<b>4:05 p.m. (FOX)</b>
Sun. Oct. 22	at Indianapolis Colts	1 p.m. (CBS)
Sun. Oct. 29	BYE WEEK	
Sun. Nov. 5	<b>CINCINNATI BENGALS</b>	<b>1 p.m. (CBS)</b>
Sun. Nov. 12	<b>LOS ANGELES CHARGERS</b>	<b>1 p.m. (CBS)</b>
Sun. Nov. 19	at Cleveland Browns	1 p.m. (CBS)
Sun. Nov. 26	at Arizona Cardinals	4:25 p.m. (CBS)
Sun. Dec. 3	<b>INDIANAPOLIS COLTS</b>	<b>1 p.m. (CBS)</b>
Sun. Dec. 10	<b>SEATTLE SEAHAWKS</b>	<b>1 p.m. (FOX)</b>
Sun. Dec. 17	<b>HOUSTON TEXANS</b>	<b>1 p.m. (CBS)</b>
Sun. Dec. 24	at San Francisco 49ers	4:05 p.m. (CBS)
Sun. Dec. 31	at Tennessee Titans	1 p.m. (CBS)

All Game Times Eastern • Bold games: HOME

## NFL WEEK 3 SCHEDULE

**Thursday, September 21**  
Los Angeles Rams at San Francisco....8:30 p.m.

**Sunday, September 24**  
**Baltimore at Jacksonville..... 9:30 a.m.**  
Denver at Buffalo ..... 1 p.m.  
New Orleans at Carolina..... 1 p.m.  
Pittsburgh at Chicago ..... 1 p.m.  
Atlanta at Detroit..... 1 p.m.  
Cleveland at Indianapolis ..... 1 p.m.  
Tampa Bay at Minnesota..... 1 p.m.  
Houston at New England ..... 1 p.m.  
Miami at New York Jets ..... 1 p.m.  
New York Giants at Philadelphia..... 1 p.m.  
Seattle at Tennessee .....4:05 p.m.  
Cincinnati at Green Bay.....4:25 p.m.  
Kansas City at Los Angeles Chargers ..4:25 p.m.  
Oakland at Washington.....8:30 p.m.

**Monday, September 25**  
Dallas at Arizona .....8:30 p.m.

All Game Times Eastern

## PRONUNCIATION GUIDE

Eli Ankou	EE-lee ANN-koo
Arrelious Benn	a-REEL-ee-us
Abry Jones	A-bree
A.J. Bouye	BOY-yay
A.J. Cann	CAN
Calais Campbell	kuh-LAY-us
Tashaun Gipson	tuh-SHAWN
Abry Jones	A-bree
Yannick Ngakoue	yah-NEEK in-GAH-kway
Patrick Omameh	oh-MAH-meh
Jerme Parnell	Jeremy
William Poehls	pails
Paul Posluszny	puz-LUZ-nee
James O'Shaughnessy	O-SEAN-uh-see
Dawuane Smoot	duh-WAHN
Jarrold Wilson	Jared

## 2017 TV AFFILIATES

<b>WJAX</b>	<b>Jacksonville (flagship)</b>
<b>WFOX</b>	<b>Jacksonville (flagship)</b>
WFTV	Orlando, Fla.
WSAV	Savannah, Ga.
WJTC	Mobile, Ala.
WTVY	Dothan, Ala.
WCJB	Gainesville, Fla.
WJHG	Panama City, Fla.
WCTV	Tallahassee, Fla.
WTAT	Charleston, S.C.
WSWG	Albany, Ga.
WIYC	Montgomery Selma, Ala.
WTVM	Columbus, Ga.
WRDW	Augusta, Ga.

## 2017 RADIO AFFILIATES

WJXL 1010 AM/92.5 FM		Jacksonville (flagship)			
STATION	CITY	AM/FM	STATION	CITY	AM/FM
WGNE	Jacksonville	99.9 FM	WJEM	Valdosta, Ga.	1150 AM/96.1 FM
WAOC	St. Augustine	1240 AM	WDDQ	Valdosta, Ga.	92.1 FM
WHOG	Daytona Beach	92.1 FM	WHFX	Brunswick, Ga.	107.7 FM
WGGG	Gainesville	92.1 FM/900 AM	WIFO	Jesup, Ga.	105.5 FM
WBDO	Orlando	1080 AM	WAYX	Waycross, Ga.	96.3 FM
WJHC	Jasper	107.5 FM	WZBX	Statesboro, Ga.	106.5 FM
WIXC	Melbourne	1060 AM	WNZF	Palm Coast	1550 AM
WMOP	Ocala	100.1 FM/1230 AM	WKBX	Kingsland, Ga.	106.3 FM

## WEEKLY BROADCAST LINEUP

DAY	SHOW NAME	SHOW HOSTS	TIME	STATION
<b>Monday</b>	Jaguars Monday	J.P. Shadrick, Tony Boselli, Pete Prisco	6-8 p.m.	1010 XL, 92.5, jaguars.com
	Jaguars All Access presented by Fields Auto Group	Brent Martineau, Jeff Lageman, Calais Campbell and a player guest	7-7:30 p.m.	WJAX-TV
<b>Tuesday</b>	Jags Wired		11:35 p.m.	WFOX-TV
<b>Wednesday</b>	Jaguars.com Live presented by EverBank		1:30 p.m.	Jaguars.com
<b>Thursday</b>	Doug Marrone Show	Doug Marrone, Jeff Lageman, J.P. Shadrick	6-7 p.m.	1010 XL, 92.5, 99.9, jaguars.com
	Jaguars Thursday	J.P. Shadrick, Jeff Lageman, Tony Boselli	7-8 p.m.	1010 XL, 92.5, jaguars.com
<b>Game day</b>	EverBank Jaguars Weekend	J.P. Shadrick	10:30-11 a.m.	WFOX-TV
	Publix Tailgate Show	J.P. Shadrick, Mike Dempsey, others	3 hours before game	1010 XL, 92.5, jaguars.com
	Countdown to Kickoff	J.P. Shadrick, Mike Dempsey, others	1 hour before game	1010 XL, 92.5, 99.9, jaguars.com
	Jaguars Game Day	Frank Frangie, Jeff Lageman, Tony Boselli, Rick Ballou		1010 XL, 92.5, 99.9, jaguars.com
	Jaguars Postgame	J.P. Shadrick, Mike Dempsey, Jeff Lageman, Fred Taylor	Postgame	1010 XL, 92.5, 99.9, jaguars.com
	Scoreboard Show	J.P. Shadrick, Mike Dempsey	1 hour after game ends	1010 XL, 92.5, jaguars.com

2017 JACKSONVILLE JAGUARS • REGULAR SEASON WEEK 3 • VS. BALTIMORE RAVENS

# 2017 STATISTICS

## 2017 BY THE NUMBERS

**14.5**

In Week 2, WR **Allen Hurns** led the team with 82 receiving yards and one receiving TD. Hurns currently ranks first in Jaguars history for career yards-per-catch, 14.5, with a minimum of 100 receptions.

**12**

In 2017, the Jaguars defense has posted 12 PDs, tied for the second-most in the NFL. Leading the team are CBs **A.J. Bouye** and **Jalen Ramsey**, who each have three passes defensed.

**11**

Second-year LB **Myles Jack** registered a third-down sack of Titans QB **Marcus Mariota** in the second quarter in Week 2 to increase his career total to 1.5. Jack's sack was the 11th by the Jaguars this season. The Jaguars' 11 sacks through two games are the most in franchise history.

**5**

In Week 2, fourth-year LB **Telvin Smith** intercepted Titans QB **Marcus Mariota** in the second quarter. Smith has registered an INT in three of his last five games dating back to Dec. 15, 2016, which is tied for the most in the NFL since Week 15 of the 2016 season.

**6.51**

Since 2014, QB **Blake Bortles** has a 6.51-yard rushing avg., the highest among all QBs in the NFL with a minimum of 100 rushing attempts. In Week 2, Bortles had four carries for 29 yards against Tennessee.

## JAGUARS MILESTONES

### CB A.J. Bouye:

- Needs four more PDs in 2017 to register his fourth consecutive season with at least six PDs
- Needs one INT in 2017 to register his fourth consecutive season with an INT

### DE Calais Campbell:

- Needs one more sack in 2017 to register his ninth consecutive season with at least 5.0 sacks

### FS Tashaun Gipson:

- Needs one more INT in 2017 to register his fourth season with multiple INTs

### WR Allen Hurns:

- Has caught a TD in back-to-back games at Wembley Stadium entering Week 3 vs. Baltimore
- Needs one receiving TD in Week 3 vs. Baltimore to join **Brandon Lloyd** as the only NFL players in history to catch at least three TD passes in Wembley Stadium

### TE Mercedes Lewis:

- Needs three receiving TDs to surpass Wide Receivers Coach and former WR **Keenan McCardell** (30; 1996-2001) for the second-most receiving TDs in franchise history

### K Jason Myers:

- Needs a FG in Week 3 vs. BAL to extend his consecutive games with a made FG streak to eight games

### LB Paul Posluszny:

- Needs one INT to tie DB **Derek Cox** (12; 2009-12) for the fourth-most career INTs in franchise history

## 2017 NFL STANDINGS

### AFC East

Team	W	L	T	PF	PA	Home	Road	Div	Conf	Streak
Dolphins	1	0	0	19	17	0-0	1-0	0-0	1-0	1W
Bills	1	1	0	24	21	1-0	0-1	1-0	1-0	1L
Patriots	1	1	0	63	62	0-1	1-0	0-0	0-1	1W
Jets	0	2	0	32	66	0-0	0-2	0-1	0-2	2L

### AFC North

Team	W	L	T	PF	PA	Home	Road	Div	Conf	Streak
Steelers	2	0	0	47	27	1-0	1-0	1-0	1-0	2W
<b>Ravens</b>	<b>2</b>	<b>0</b>	<b>0</b>	<b>44</b>	<b>10</b>	<b>1-0</b>	<b>1-0</b>	<b>2-0</b>	<b>2-0</b>	<b>2W</b>
Browns	0	2	0	28	45	0-1	0-1	0-2	0-2	2L
Bengals	0	2	0	9	33	0-2	0-0	0-1	0-2	2L

### AFC South

Team	W	L	T	PF	PA	Home	Road	Div	Conf	Streak
Titans	1	1	0	53	42	0-1	1-0	1-0	1-1	1W
<b>Jaguars</b>	<b>1</b>	<b>1</b>	<b>0</b>	<b>45</b>	<b>44</b>	<b>0-1</b>	<b>1-0</b>	<b>1-1</b>	<b>1-1</b>	<b>1L</b>
Texans	1	1	0	20	38	0-1	1-0	0-1	1-1	1W
Colts	0	2	0	22	62	0-1	0-1	0-0	0-0	2L

### AFC West

Team	W	L	T	PF	PA	Home	Road	Div	Conf	Streak
Broncos	2	0	0	66	38	2-0	0-0	1-0	1-0	2W
Chiefs	2	0	0	69	47	1-0	1-0	0-0	1-0	2W
Raiders	2	0	0	71	36	1-0	1-0	0-0	2-0	2W
Chargers	0	2	0	38	43	0-1	0-1	0-1	0-2	2L

### NFC East

Team	W	L	T	PF	PA	Home	Road	Div	Conf	Streak
Eagles	1	1	0	50	44	0-0	1-1	1-0	1-0	1L
Cowboys	1	1	0	36	45	1-0	0-1	1-0	1-0	1L
Redskins	1	1	0	44	50	0-1	1-0	0-1	1-1	1W
Giants	0	2	0	13	43	0-1	0-1	0-1	0-2	2L

### NFC North

Team	W	L	T	PF	PA	Home	Road	Div	Conf	Streak
Lions	2	0	0	59	33	1-0	1-0	0-0	2-0	2W
Vikings	1	1	0	38	45	1-0	0-1	0-0	1-0	1L
Packers	1	1	0	40	43	1-0	0-1	0-0	1-1	1L
Bears	0	2	0	24	52	0-1	0-1	0-0	0-2	2L

### NFC South

Team	W	L	T	PF	PA	Home	Road	Div	Conf	Streak
Falcons	2	0	0	57	40	1-0	1-0	0-0	2-0	2W
Panthers	2	0	0	32	6	1-0	1-0	0-0	1-0	2W
Buccaneers	1	0	0	29	7	1-0	0-0	0-0	1-0	1W
Saints	0	2	0	39	65	0-1	0-1	0-0	0-1	2L

### NFC West

Team	W	L	T	PF	PA	Home	Road	Div	Conf	Streak
Seahawks	1	1	0	21	26	1-0	0-1	1-0	1-1	1W
Cardinals	1	1	0	39	48	0-0	1-1	0-0	0-1	1W
Rams	1	1	0	66	36	1-1	0-0	0-0	0-1	1L
49ers	0	2	0	12	35	0-1	0-1	0-1	0-2	2L

## 2017 TEAM CAPTAINS

Twelfth-year TE **Mercedes Lewis** and fourth-year C **Brandon Linder** will serve as the team's offensive captains. Lewis is the longest-tenured player on the roster and the second-longest tenured player in franchise history. Linder enters his fourth year as a starting lineman and his second year as the starting center. Eleventh-year LB **Paul Posluszny** and fourth-year LB **Telvin Smith** will serve as Jacksonville's defensive captains. Posluszny has registered 925 tackles for the Jaguars and this marks his fourth consecutive year as a defensive captain. Since taking over as a starter in Week 12 of the 2014 season, Smith has amassed 319 tackles, the second-most in the NFL during that span. For the special teams units, seventh-year WR **Arrelious Benn** will serve as a captain. Benn appeared in 15 games last season. The captains were voted upon by the Jaguars' 53-man roster.

# GAME NOTES



## 2017 ROSTER FACTS

**Oldest Jaguars Player:** Mercedes Lewis, 33, 5/19/84

**Youngest Jaguars Player:** Cam Robinson, 21, 10/9/95

**Heaviest Jaguars Player:** William Poehls, 344

**Lightest Jaguars Player:** Peyton Thompson, 184

**Tallest Jaguars Player:** Calais Campbell & William Poehls, 6-8

**Shortest Jaguars Player:** Jason Myers, Tyler Patmon, & Peyton Thompson, 5-10

**Coaches who played football professionally:** Doug Marrone (head coach), Marion Hobby (defensive line coach) Keenan McCardell (wide receivers coach), Ron Middleton (tight ends coach/assistant special teams coach), Scott Milanovich (quarterbacks coach), Tom Myslinski (strength and conditioning coordinator), Cedric Scott (assistant strength and conditioning coach), Tyrone Wheatley (running backs coach)

**Most seasons with the Jaguars:** Mercedes Lewis, 12

**Most NFL Seasons:** Mercedes Lewis, 12

**College with the most Jaguars:** Miami (Fla.), 3 - Calais Campbell, Allen Hurns, Brandon Linder; Michigan, 3 - Chad Henne, Patrick Omoreh, Jarrod Wilson; UCLA, 3 - Eli Ankou, Mercedes Lewis, Myles Jack

**Former 1st round picks:** 5- TE Mercedes Lewis (Jaguars - 2006), QB Blake Bortles (Jaguars - 2014), Dante Fowler Jr. (Jaguars - 2015), CB Jalen Ramsey (Jaguars - 2016), RB Leonard Fournette (Jaguars - 2017)

**Players with Super Bowl rings:** DL Malik Jackson, LB Lerentee McCray



## JAGUARS/RAVENS REG. SEASON SERIES BREAKDOWN

<b>Series Meetings:</b>	20
<b>Jaguars' Record:</b>	11-9 (Home: 6-3/ Away 5-6)
<b>First Game:</b>	at JAX 30, BAL 27 (11/10/96)
<b>Last Game:</b>	BAL 19, at JAX 17 (9/25/16)
<b>Current Streak:</b>	Loss 1
<b>Longest JAX Win Streak:</b>	8 (11/10/96 - 11/28/99)
<b>Longest BAL Win Streak:</b>	6 (9/10/00 - 11/2/03)
<b>Last JAX Home Win:</b>	(10/24/2011): at JAX 12, BAL 7
<b>Last JAX Home Loss:</b>	(9/25/2016): BAL 19, at JAX 17
<b>Last JAX Road Win:</b>	(11/15/15): at BAL 20, JAX 22
<b>Last JAX Road Loss:</b>	(12/14/14) at BAL 20, JAX 12
<b>JAX Shutouts:</b>	none
<b>BAL Shutouts:</b>	none
<b>Most JAX points:</b>	45, (11/14/99): at BAL 19, JAX 45
<b>Most BAL points:</b>	39, (9/10/00): at BAL 39, JAX 36
<b>Total JAX points:</b>	431
<b>Total BAL points:</b>	394
<b>Average JAX points:</b>	21.6
<b>Average BAL points:</b>	19.7
<b>Largest JAX Win:</b>	27, (11/13/05): at JAX 30, BAL 3
<b>Largest BAL Win:</b>	20, (12/28/08): at BAL 27, JAX 7
<b>Most Pts., Both Teams:</b>	75, (9/10/00): at BAL 39, JAX 36
<b>Fewest Pts., Both Teams:</b>	9, (11/14/99): at JAX 6, BAL 3



## JAGUARS/RAVENS 2017 TEAM COMPARISONS

\*All based on NFL Rankings

	Jaguars	Ravens
<b>Record</b>	1-1	1-1
<b>Division Standing</b>	2nd (AFC South)	T-1st (AFC North)
<b>Turnover Margin</b>	+2 (T4th)	+7 (1st)
<b>Offense</b>		
<b>Yds Per Game</b>	295.0 (23rd)	302.5 (22nd)
<b>Yds Per Play</b>	4.88 (19th)	4.73 (23rd)
<b>Points Per Game</b>	22.5 (12th)	22.0 (T13th)
<b>Possession Average</b>	29:40 (16th)	33:42 (4th)
<b>Rushing Yds Per Game</b>	127.0 (9th)	146.5 (T3rd)
<b>Passing Yds Per Game</b>	168.0 (26th)	156.0 (19th)
<b>Had Intercepted</b>	2	2
<b>Sacks Allowed/Yards</b>	2/12	3/26
<b>Fumbles/Lost</b>	3/1	2/1
<b>Third Down Pct.</b>	36.0% (21st)	40.0% (T14th)
<b>Red Zone TD Pct.</b>	66.7% (T8th)	57.1% (T13th)
<b>Give-Aways</b>	3	3
<b>Defense</b>		
<b>Yds Per Game</b>	203.0 (9th)	303.5 (11th)
<b>Yds Per Play</b>	2.94 (7th)	4.90 (13th)
<b>Points Per Game</b>	22.0 (T20th)	5.0 (2nd)
<b>Rushing Yds Per Game</b>	93.0 (29th)	85.0 (12th)
<b>Passing Yds Per Game</b>	110.0 (4th)	218.5 (17th)
<b>Interceptions</b>	1	8
<b>Sacks/Yards</b>	10/54	8/33
<b>Opponents Fumbles/Lost</b>	3/3	3/2
<b>Third Down Pct.</b>	41.7% (T20th)	24.0% (3rd)
<b>Red Zone TD Pct.</b>	50.0% (T23rd)	0.0% (T1st)
<b>Take-Aways</b>	5	10
<b>Special Teams</b>		
<b>Punt-Average Yds (Gross)</b>	48.1	44.1
<b>Punt-Average Yds (Net)</b>	37.5	41.0
<b>Punt Returns-Avg. Per</b>	5.5	7.0
<b>Punt Returns-Avg. Per Allowed</b>	25.3	3.5
<b>Kickoff Returns-Avg. Per</b>	22.0	---
<b>Kickoff Returns-Avg. Per Allowed</b>	15.3	14.5
<b>Field Goals Made/Attempts</b>	4/5	3/4
<b>Penalties</b>		
<b>Penalties Against/Yds</b>	20/188	18/130
<b>Opp. Penalties Against/Yd</b>	16/164	20/131



## JAGUARS-RAVENS CONNECTIONS

### Ravens/Jaguars Coaching Connections

Ravens Assistant Offensive Line Coach **Richard Angulo** played tight end for the Jaguars from 2007-2008 and appeared in 20 games and totaled 16 catches for 144 yards and one TD in two seasons... Ravens Defensive Line Coach **Joe Cullen** spent three seasons (2010- 2012) with the Jaguars in the same capacity.

### Player Connections

Ravens OL **Luke Bowanko** was originally drafted by the Jaguars in the sixth round (205th overall) in the 2014 NFL Draft and appeared in 25 games with the team... Jaguars LB **Donald Payne** was originally signed as an undrafted free agent by the Ravens and spent the offseason and training camp with the team.

# 2017 TEAM COMPARISON

## JACKSONVILLE JAGUARS

## BALTIMORE RAVENS

STATISTIC	JAX	OPP
<b>TOTAL FIRST DOWNS</b>	39	44
Rushing	13	16
Passing	21	20
Penalty	5	8
3rd Down: Made/Att	9/25	11/25
3rd Down Pct.	36.0%	44.0%
4th Down: Made/Att	1/1	0/1
4th Down Pct.	100.0%	0.0%
<b>POSSESSION AVG.</b>	29:40	30:21
<b>TOTAL NET YARDS</b>	590	593
Avg. Per Game	295.0	296.5
Total Plays	121	133
Avg. Per Play	4.9	4.5
<b>NET YARDS RUSHING</b>	254	272
Avg. Per Game	127.0	136.0
Total Rushes	64	59
<b>NET YARDS PASSING</b>	336	321
Avg. Per Game	168.0	160.5
Sacked/Yards Lost	2/12	11/58
Gross Yards	348	379
Attempts/Completions	55/31	63/34
Completion Pct.	56.4%	54.0%
Had Intercepted	2	2
<b>PUNTS/AVERAGE</b>	9/48.1	8/42.6
<b>NET PUNTING AVG.</b>	37.4	41.3
<b>PENALTIES/YARDS</b>	20/188	16/164
<b>FUMBLES/BALL LOST</b>	3/1	3/3
<b>TOUCHDOWNS</b>	5	5
Rushing	2	3
Passing	2	2
Returns	1	0

STATISTIC	BAL	OPP
<b>TOTAL FIRST DOWNS</b>	41	34
Rushing	15	9
Passing	21	20
Penalty	5	5
3rd Down: Made/Att	10/25	6/25
3rd Down Pct.	40.0%	24.0%
4th Down: Made/Att	0/0	1/3
4th Down Pct.	0.0%	33.3%
<b>POSSESSION AVG.</b>	33:42	26:18
<b>TOTAL NET YARDS</b>	605	607
Avg. Per Game	302.5	303.5
Total Plays	128	124
Avg. Per Play	4.7	4.9
<b>NET YARDS RUSHING</b>	293	170
Avg. Per Game	146.5	85.0
Total Rushes	74	43
<b>NET YARDS PASSING</b>	312	437
Avg. Per Game	156.0	218.5
Sacked/Yards Lost	3/26	8/33
Gross Yards	338	470
Attempts/Completions	51/34	73/36
Completion Pct.	66.7%	49.3%
Had Intercepted	2	8
<b>PUNTS/AVERAGE</b>	11/44.1	9/46.8
<b>NET PUNTING AVG.</b>	41.0	42.1
<b>PENALTIES/YARDS</b>	18/130	20/131
<b>FUMBLES/BALL LOST</b>	2/1	3/2
<b>TOUCHDOWNS</b>	5	1
Rushing	2	0
Passing	3	1
Returns	0	0

2017 OFFENSIVE LEADERS		
Category	Player	Total
Scoring	Jason Myers	15
Pass Completions	Blake Bortles	31
Pass Attempts	Blake Bortles	55
Completion Pct.	Blake Bortles	56.4%
Passing Yards	Blake Bortles	348
Passing TDs	Blake Bortles	2
Passing INTs	Blake Bortles	2
Passer Rating	Blake Bortles	72.4
Yards Per Attempt	Blake Bortles	6.3
Rushes	Leonard Fournette	40
Rushing Yards	Leonard Fournette	140
Rushing Avg.	Leonard Fournette	3.5
Rushing TDs	Leonard Fournette	2
Receptions	Allen Hurns	9
Receiving Yards	Allen Hurns	124
Reception Avg.	Allen Hurns	13.8
Receiving TDs	T. Bohanon, A. Hurns	1

2017 OFFENSIVE LEADERS		
Category	Player	Total
Scoring	Justin Tucker	14
Pass Completions	Joe Flacco	34
Pass Attempts	Joe Flacco	51
Completion Pct.	Joe Flacco	66.7%
Passing Yards	Joe Flacco	338
Passing TDs	Joe Flacco	3
Passing INTs	Joe Flacco	2
Passer Rating	Joe Flacco	88.5
Yards Per Attempt	Joe Flacco	6.6
Rushes	Javorius Allen	35
Rushing Yards	Javorius Allen	137
Rushing Avg.	Javorius Allen	3.9
Rushing TDs	Terrance West	2
Receptions	Benjamin Watson	8
Receiving Yards	Benjamin Watson	91
Reception Avg.	Jeremy Maclin	14.5
Receiving TDs	Jeremy Maclin	2

# IN THEIR LAST MEETING



BALTIMORE RAVENS 19, JACKSONVILLE JAGUARS 17  
Sept. 25, 2016 • EverBank Field • Jacksonville, FL



	1	2	3	4	OT	TOTAL	FG (MADE) & MISSED
BALTIMORE RAVENS	7	6	3	3	---	19	Tucker (43) (42) (37) (53)
JACKSONVILLE JAGUARS	0	7	7	3	---	17	Myers (49) 52

The Jaguars took a 17-16 lead, their first of the day, with 7:27 left in the fourth quarter but a game-winning 53-yard field goal by Justin Tucker with 1:02 remaining gave Baltimore a 19-17 victory. Tucker converted all four of his field goal tries—from 43, 42, 37 and 53 yards—and Joe Flacco scored the Ravens' only touchdown on a 7-yard run to open the scoring. Blake Bortles threw two touchdown passes to Allen Robinson, the first a three-yarder with 1:55 left in the second quarter to narrow the Baltimore lead to 10-7. The Ravens closed out the first half with Tucker's 42-yard field goal on an untimed down after his miss from 57 yards was nullified by a 15-yard defensive penalty, an ironic twist from the bizarre ending of the teams' meeting the previous year. The third quarter began with Tucker's 37-yarder to make it 16-7 but the Jaguars battled back, marching 78 yards in 11 plays to set up the second Bortles-to-Robinson touchdown, an 11-yard pass that was initially ruled incomplete before being reversed by instant replay. In the final quarter the Jaguars had three takeaways but were 0-for-6 on third down and gave up four sacks. The game twisted and turned, beginning with a Devon Hester muffed punt return which was recovered by Denard Robinson to set up Jason Myers' 49-yard field goal, giving the Jaguars a 17-16 lead with 7:27 left. On the next series Flacco was intercepted by Tashaun Gipson, then three plays later Bortles was picked off by Tavon Young, followed two plays later by another Flacco interception by Paul Posluszny. After blocking Myers' 52-yard field goal attempt with 2:59 remaining, the Ravens converted a 4th-and-2 to set up Tucker's game-winner. The Jaguars' final possession ended with Bortles' third interception of the day.

Team	Q	Time	Scoring Play	Drive
BAL	1	3:52	J. Flacco 7 yd. run (Tucker kick)	8-75, 4:03
BAL	2	11:07	J. Tucker 43 yd. Field Goal	10-46, 5:47
JAX	2	1:55	A. Robinson 3 yd. pass from B. Bortles (Myers kick)	8-37, 3:50
BAL	2	0:00	J. Tucker 42 yd. Field Goal	8-51, 1:55
BAL	3	10:21	J. Tucker 37 yd. Field Goal	9-56, 4:39
JAX	3	4:59	A. Robinson 11 yd. pass from B. Bortles (Myers kick)	11-78, 5:22
JAX	4	7:27	J. Myers 49 yd. Field Goal	4-8, 1:34
BAL	4	1:02	J. Tucker 53 yd. Field Goal	8-22, 1:57

## TEAM STATS

	BAL	JAX
First Downs (Run-Pass-Pen)	18 (3-11-4)	14 (1-12-1)
Total Yards-Plays-Avg.	283-64-4.4	216-63-3.4
Rushing Yards-Attempts-Avg.	84-22-3.8	48-21-2.3
Net Yards Passing (Sacked-Yds)	199 (2-15)	168 (4-26)
Att-Comp-Int	40-29-2	38-24-3
Third Down Conversions (%)	3-13 (23%)	6-16 (38%)
Fourth Down Conversions (%)	1-1 (100%)	0-0 (0%)
Punts-Avg.	5-48.6	6-41.5
Fumbles-Lost	2-1	0-0
Penalties-Yards	8-58	7-75
Time of Possession	31:06	28:54

## INDIVIDUAL STATS

JAGUARS							RAVENS										
<b>RUSHING</b>	ATT	YDS	AVG	LG	TD		<b>RUSHING</b>	ATT	YDS	AVG	LG	TD					
T. Yeldon	6	17	2.8	9	0		T. West	10	45	4.5	15	0					
B. Bortles	3	17	5.7	9	0		J. Forsett	7	20	2.9	7	0					
C. Ivory	12	14	1.2	4	0		J. Flacco	3	12	4.0	7t	1					
<b>Total</b>	<b>21</b>	<b>48</b>	<b>2.3</b>	<b>9</b>	<b>0</b>		M. Wallace	1	5	5.0	5	0					
							B. Perriman	1	2	2.0	2	0					
							<b>Total</b>	<b>22</b>	<b>84</b>	<b>3.8</b>	<b>15</b>	<b>1</b>					
<b>PASSING</b>	ATT	CMP	YDS	SK/YD	TD	LG	IN	RT									
B. Bortles	38	24	194	4/26	2	20	3	60.6									
<b>Total</b>	<b>38</b>	<b>24</b>	<b>194</b>	<b>4/26</b>	<b>2</b>	<b>20</b>	<b>3</b>	<b>60.6</b>									
									<b>PASSING</b>	ATT	CMP	YDS	SK/YD	TD	LG	IN	RT
									J. Flacco	40	29	214	2/15	0	23	2	64.0
									<b>Total</b>	<b>40</b>	<b>29</b>	<b>214</b>	<b>2/15</b>	<b>0</b>	<b>23</b>	<b>2</b>	<b>64.0</b>
<b>RECEIVING</b>	REC	YDS	AVG	LG	TD				<b>RECEIVING</b>	REC	YDS	AVG	LG	TD			
A. Robinson	7	57	8.1	14	2				S. Smith	8	87	10.9	23	0			
M. Lee	5	44	8.8	20	0				D. Pitta	6	42	7.0	13	0			
A. Hurns	4	40	10.0	17	0				J. Forsett	6	12	2.0	5	0			
M. Lewis	3	20	6.7	7	0				M. Wallace	3	34	11.3	15	0			
J. Thomas	2	13	6.5	8	0				B. Perriman	2	22	11.0	15	0			
T. Yeldon	2	11	5.5	6	0				T. West	1	8	8.0	8	0			
C. Ivory	1	9	9.0	9	0				K. Aiken	1	5	5.0	5	0			
<b>Total</b>	<b>24</b>	<b>194</b>	<b>8.1</b>	<b>20</b>	<b>2</b>				C. Moore	1	2	2.0	2	0			
									K. Juszczyk	1	2	2.0	2	0			
									<b>Total</b>	<b>29</b>	<b>214</b>	<b>7.4</b>	<b>23</b>	<b>0</b>			
<b>INTERCEPTION:</b>	2 (P. Posluszny, T. Gipson)																
<b>SACKS:</b>	1.0 M. Jackson (-8 yds) 1.0 Y. Ngakoue (-7 yds)																
<b>TACKLES (TOP 3):</b>	P. Posluszny 12 (10 solo), J. Cyprien 10 (9 solo), T. Smith 7 (6 solo)																
<b>INTERCEPTION:</b>	3 (Z. Orr, T. Young, C. Mosley)																
<b>SACKS:</b>	2.0 T. Suggs (-9 yds), 1.0 L. Guy (-9 yds), 1.0 T. Jerigan (-8 yds)																
<b>TACKLES (TOP 3):</b>	Z. Orr 8 (6 solo), S. Wright 7 (6 solo), C. Mosley 6 (5 solo)																

# SERIES HISTORY

## JAGUARS ALL-TIME 300+ PASSING GAMES vs. BALTIMORE

The Jaguars have posted seven 300-yard passing games vs. the Ravens in franchise history. The Jaguars have a 5-2 record in such games.

PLAYER	PERFORMANCE	DATE	RESULT
Mark Brunell	306 yards	October 28, 2001 at Baltimore	L, 17-18
Mark Brunell	386 yards	September 10, 2000 at Baltimore	L, 36-39
Mark Brunell	338 yards	November 14, 1999 vs. Baltimore	W, 30-23
Mark Brunell	376 yards	September 20, 1998 vs. Baltimore	W, 24-10
Mark Brunell	317 yards	November 30, 1997 vs. Baltimore	W, 29-27
Mark Brunell	354 yards	November 10, 1996 vs. Baltimore	W, 30-27
Mark Brunell	306 yards	November 24, 1996 at Baltimore	W, 28-25 (OT)

## JAGUARS ALL-TIME 100+ RECEIVING GAMES vs. BALTIMORE

The Jaguars have posted 10 100-yard receiving games vs. the Ravens in franchise history. The Jaguars have a 5-2 record in such games.

PLAYER	PERFORMANCE	DATE	RESULT
Matt Jones	117 yards	November 13, 2005, vs. Baltimore	W, 30-3
Keenan McCardell	118 yards	October 28, 2001, at. Baltimore	L, 17-18
Jimmy Smith	119 yards	October 28, 2001, at. Baltimore	L, 17-18
Jimmy Smith	291 yards	September 10, 2000, at. Baltimore	L, 36-39
Jimmy Smith	132 yards	November 14, 1999, vs. Baltimore	W, 30-23
Jimmy Smith	116 yards	September 20, 1998, vs. Baltimore	W, 24-10
Keenan McCardell	108 yards	September 20, 1998, vs. Baltimore	W, 24-10
Jimmy Smith	106 yards	August 31, 1997, at. Baltimore	W, 28-27
Keenan McCardell	107 yards	November 24, 1996, at. Baltimore	W, 28-25 (OT)
Jimmy Smith	131 yards	November 24, 1996, at. Baltimore	W, 28-25 (OT)

## JAGUARS ALL-TIME 100+ RUSHING GAMES vs. BALTIMORE

The Jaguars have posted three 100-yard rushing games vs. the Ravens in franchise history. The Jaguars have a 2-1 record in such games.

PLAYER	PERFORMANCE	DATE	RESULT
Maurice Jones Drew	105 yards	October 24, 2011, vs. Baltimore	W, 12-7
Fred Taylor	151 yards	October 20, 2002, at. Baltimore	L, 10-17
Fred Taylor	128 yards	September 20, 1998, vs. Baltimore	W, 24-10

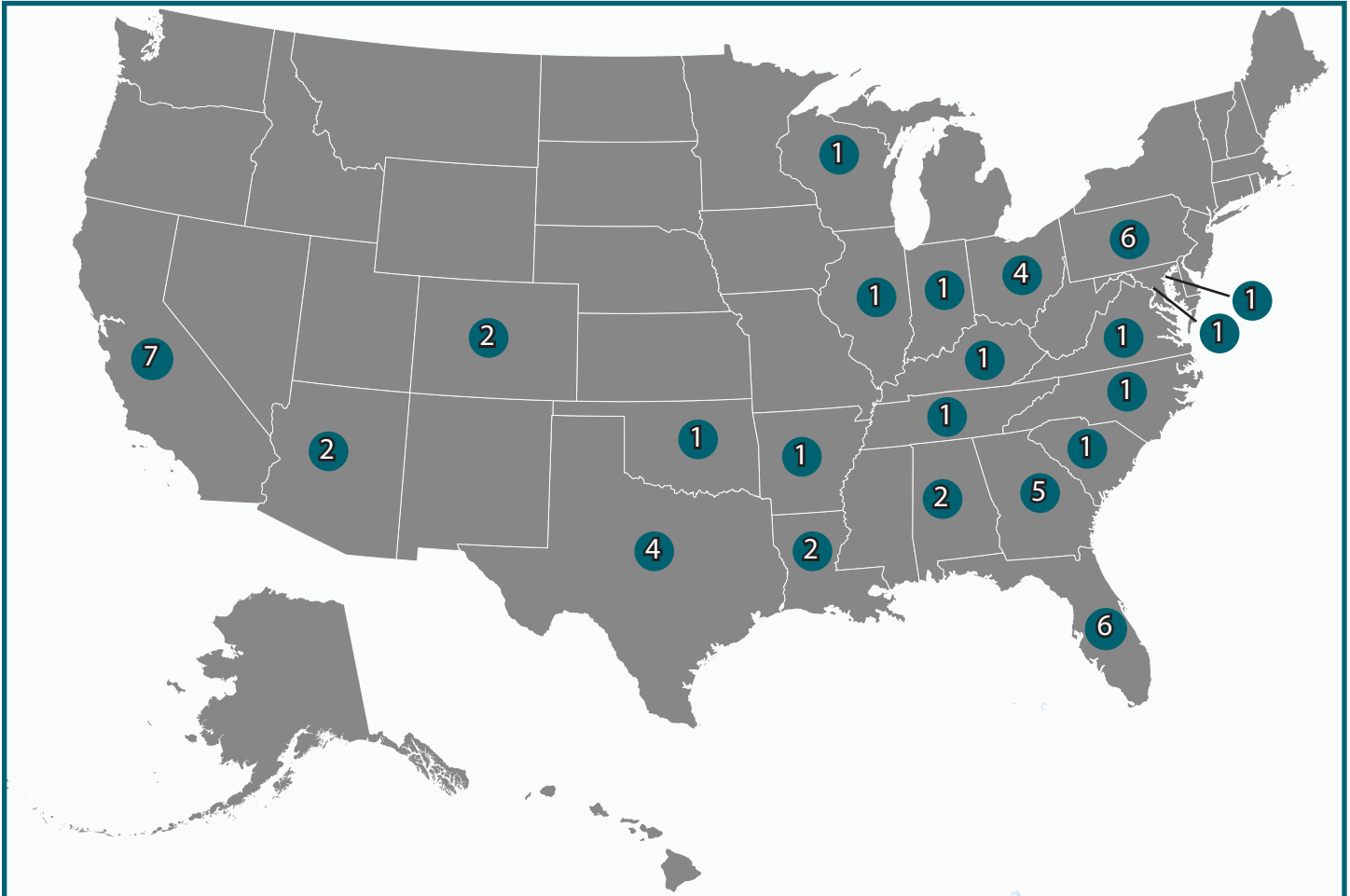


QB **Blake Bortles** recorded two passing TDs against Baltimore on Sept. 25, 2016.



# HOMETOWN HEROES

The Jaguars players represent 25 states and two countries. Below is a breakdown. \*Not seen is Canada.



## ALABAMA (2)

Corey Grant  
T.J. Yeldon

## ARKANSAS (1)

Jermey Parnell

## ARIZONA (2)

Myles Jack  
William Poehts

## CALIFORNIA (7)

Blair Brown  
Malik Jackson  
Marqise Lee  
Mercedes Lewis  
Jason Myers  
Matt Overton  
Peyton Thompson

## COLORADO (2)

Calais Campbell  
Max McCaffrey

## DISTRICT OF COLUMBIA (1)

Arrelious Benn

## FLORIDA (6)

Tommy Bohanon  
Blake Bortles  
Dante Fowler Jr.  
Allen Hurns  
Brandon Linder  
Lerentee McCray

## GEORGIA (5)

A.J. Bouye  
Abry Jones  
Jalen Myrick  
Donald Payne  
Telvin Smith

## ILLINOIS (1)

James O'Shaughnessy

## INDIANA (1)

Sheldon Day

## KENTUCKY (1)

Keelan Cole

## LOUISIANA (2)

Leonard Fournette  
Cam Robinson

## MARYLAND (1)

Yannick Ngakoue

## NORTH CAROLINA (1)

Tyler Shatley

## OHIO (4)

Michael Bennett  
Patrick Omameh  
Dawuane Smoot  
Jarrod Wilson

## OKLAHOMA (1)

Aaron Colvin

## PENNSYLVANIA (6)

Barry Church  
Chad Henne  
Ben Koyack  
Ryan Nassib  
Lafayette Pitts  
Paul Posluszny

## SOUTH CAROLINA (1)

A.J. Cann

## TENNESSEE (1)

Jalen Ramsey

## TEXAS (4)

Chris Ivory  
Tashaun Gipson  
Tyler Patmon  
Dede Westbrook

## VIRGINIA (1)

Josh Wells

## WISCONSIN (1)

Brad Nortman

## CANADA (1)

Eli Ankou

# HEAD COACH DOUG MARRONE



Doug Marrone was named the sixth head coach of the Jaguars on Jan. 9, 2017 after previously serving as the team's interim head coach for the final two games of the 2016 season. Marrone was originally hired as the team's assistant head coach-offensive line coach on January 20, 2015, following a two-year stint as the head coach for the Buffalo Bills (2013-14).

In 2016, Marrone's offensive line allowed 34 sacks, 17 fewer than the previous season (51 sacks allowed) and 37 fewer than in 2014 (71 sacks allowed). The Jaguars' 34 sacks allowed were the fewest sacks allowed by the team since it yielded 31 sacks in 2007.

In his first season with the Jaguars in 2015, Marrone helped the offensive line provide protection for QB Blake Bortles, who set single-season franchise records with 355 completions, 606 pass attempts, 4,428 yards and 35 touchdowns. In addition, Marrone's squad blocked for rookie RB T.J. Yeldon, who accounted for 740 rushing yards and 279 receiving yards in 2015, becoming the first Jaguars rookie to surpass 1,000 scrimmage yards since Maurice Jones-Drew (1,377) in 2006. Yeldon also placed third among AFC RBs in 2016 with 84.9 scrimmage yards per game, trailing only LeSean McCoy and Chris Ivory.

Prior to joining the Jaguars, Marrone compiled a 15-17 mark at the Bills helm including a 9-7 mark in 2014, the team's most wins since 2004. He became only the third coach in Bills history to win 15 games in his first two seasons (Marv Levy, 19; Wade Phillips, 21). The Bills had six Pro Bowl selections during Marrone's two seasons.

The Bills had three different players with 60 receptions in 2014 for the first time in team history (Fred Jackson, 65; Sammy Watkins, 62; Robert Woods, 61) and the club produced six individual 100-yard receiving games. Watkins set team rookie records for receptions and receiving yards (982). The Bills ranked sixth in the NFL in 2014 with a plus-seven turnover differential.

In 2013, Marrone's offensive unit led the AFC and finished second in the NFL in rushing (144.2 avg.) while also leading the league with 95.5 pct. red zone efficiency mark. Rookie quarterback E.J. Manuel started 10 games and set team rookie records for passing touchdowns (11) and completions (180).

Prior to joining the Bills, Marrone spent four seasons (2009-12) as the head coach of his alma mater, Syracuse, where he led the program to a 21-17 record in the last three seasons. He guided the Orange to an 8-5 mark in 2010 and 2012 and both seasons culminated with a New Era Pinstripe Bowl championship. The Orange set several school records in 2012, including total yards (5,681), passing yards (3,619) and first downs (300). Marrone earned the American Football Coaches Association (AFCA) Region 1 Coach of the Year honors in 2011 and was a finalist for the Liberty Mutual Coach of the Year Award.

Marrone spent seven seasons in the NFL (2002-08) before becoming a collegiate head coach. From 2006-08, Marrone served as the offensive coordinator for the New Orleans Saints. He directed an offense that led the NFL in total offense (391.5 avg. in 2006; 410.7 avg. in 2008) and passing yards per game (281.4 avg. in 2006; 311.1 in 2008) in two different seasons (2006-08). The Saints' offensive line held their opponents to the fewest sacks allowed in the NFL in 2006 (16) and tied for the fewest sacks in the NFL from 2006-08 with 52 despite leading the NFL with 1,868 passing attempts during that span. Quarterback Drew Brees captured the NFL passing title in 2006 (4,418 yards) and 2008 (5,069) and became just the second passer in NFL history to eclipse 5,000 passing yards (Dan Marino, 1984).

Prior to his arrival in New Orleans, the franchise had never had a 4,000-yard passer or registered more than 5,700 yards of offense. Brees eclipsed 4,000 passing yards and the offense posted more than 5,700 yards in each of Marrone's three seasons with the Saints. The Saints established a team record with an NFL-best 6,264 yards of offense in 2006, 5,780 in 2007 (4th in the NFL) and led the NFL again in 2008 with 6,571 yards.

In Marrone's first season as an NFL offensive coordinator in 2006, left tackle Jammal Brown was voted to the All-Pro team and to the Pro Bowl in his first year at the position, while guard Jahri Evans was a unanimous All-Rookie selection. The Saints ranked fourth in the NFL in 2007 for total offense and set an NFL record for completions (440) and had franchise bests for passing first downs (222), attempts (652), touchdown passes (28) and completion percentage (67.5). In 2008, the Saints led the NFL in total offense while setting team records for points (463), total yards (6,571), net passing yards (4,977), touchdowns (57) and first downs (354).

Marrone was the offensive line coach of the New York Jets from 2002-05 and the team made two postseason appearances (2002, 2004) with him on the staff. In 2004, the Jets produced the NFL's third-best rushing offense (149.3 avg.) and Curtis Martin led the NFL with 1,697 rushing yards.

Before arriving in New York, Marrone served as tight ends/tackles coach at the University of Tennessee in 2001. He spent the 2000 season at the University of Georgia as offensive line coach after spending the previous five seasons (1995-99) at Georgia Tech where he was part of three consecutive bowl appearances. He was director of football operations for the Yellow Jackets in 1995 before coaching the tight ends in 1996 and offensive line from 1997-99.

Marrone began his coaching career in 1992 at Cortland (N.Y.) State as the school's tight ends coach before having stints as the offensive line coach at U.S. Coast Guard Academy (1993) and Northeastern University in 1994. A native of Bronx, New York, Marrone was a sixth-round draft pick of the Los Angeles Raiders in 1986 and played two years in the NFL. He played with the Miami Dolphins in 1987 and with the Saints in 1989. He also had playing stints with Pittsburgh, Dallas and Minnesota before closing his career with the NFL Europe's London Monarchs from 1991-92. Marrone was a three-year letterman at Syracuse. He returned to Syracuse and graduated in 1991 with a degree in liberal arts.

Doug and his wife, Helen, have two daughters, Madeline and Annie, and a son, Mack.

## MARRONE'S TIMELINE

Team	Position	Years
Jacksonville Jaguars	Head Coach	2017
Jacksonville Jaguars	Asst. HC-Off./Off. Line Coach	2015-16*
Buffalo Bills	Head Coach	2013-14
Syracuse	Head Coach	2009-12
New Orleans Saints	Offensive Coordinator	2006-08
New York Jets	Offensive Line Coach	2002-05
Tennessee	Tight Ends/Tackles Coach	2001
Georgia	Offensive Line Coach	2000
Georgia Tech	Offensive Line Coach	1997-99
Georgia Tech	Tight Ends Coach	1996
Georgia Tech	Director of Football Operations	1995
Northeastern	Offensive Line Coach	1994
U.S. Naval Academy	Offensive Line Coach	1993
SUNY Cortland	Tight Ends Coach	1992

\* Marrone was interim head coach for last two games in 2016

JAX COACHING HISTORY		
Name (Years)	W-L	W%
Doug Marrone* (2016-17)	2-2	.500
Gus Bradley (2013-16)	14-47	.230
Mike Mularkey (2012)	2-14	.125
Mel Tucker^ (2011)	2-3	.400
Jack Del Rio (2003-11)	68-71	.489
Tom Coughlin (1995-2002)	68-60	.531

\* Marrone was interim head coach for last two games in 2016  
 ^ Tucker was interim head coach for last five games in 2011

# OFFENSIVE STATISTICS



## LONDON CALLING

On Aug. 21, 2012, the Jaguars made history by becoming the first NFL team to commit to playing four home games at London's historic Wembley Stadium. Jaguars Owner **Shad Khan**, along with NFL Commissioner **Roger Goodell**, declared that the Jaguars would play one game each season in the United Kingdom from 2013-16. The deal has been extended through 2020.

In 2016, the Jaguars defeated AFC South rival Indianapolis, 30-27, in a Week 4 matchup at Wembley Stadium, which was the team's first divisional matchup being played in the UK. After this year's win over Indianapolis, the Jaguars enter the 2017 International Series matchup with Baltimore on a two-game winning streak at Wembley Stadium.

### JAGUARS ALL-TIME RECORD IN LONDON (2013-16 seasons)

Date	Week	Opponent	Result	Attendance
10/2/16	4	Indianapolis Colts	W, 30-27	83,764
10/25/15	7	Buffalo Bills	W, 34-31	84,021
11/9/14	10	Dallas Cowboys	L, 17-31	83,603
10/27/13	8	San Francisco 49ers	L, 10-42	83,559



## BLAKE THE BUILDER

In 2016, QB **Blake Bortles** threw for 3,905 passing yards and 23 TDs, marking his second consecutive season with at least 3,500 passing yards and 20 TDs. Bortles is the first player in franchise history to achieve this feat.

### BLAKE BORTLES CAREER STATISTICS

	G/GS	ATT	CMP	YDS	SK/YD	TD	LG	IN	RT
2014	14/13	475	280	2,908	55/345	11	63t	17	69.5
2015	16/16	606	355	4,428	51/320	35	90t	18	88.2
2016	16/16	625	368	3,905	34/197	23	51t	16	78.8
2017	2/2	55	31	348	2/12	2	29	2	72.4
Career	48/47	1,761	1,034	11,589	142/874	71	90t	53	79.3

*Single-Season Franchise Record*



## MAGIC IN THE AIR

After posting 126 passing yards in Week 12 of the 2016 season, QB **Blake Bortles** became the fastest player in team history to surpass 10,000 career passing yards (41 games). Below is a breakdown of the most passing yards through 48 career games by a Jaguars QB.

### PASSING YARDS THROUGH 48 CAREER GAMES BY A JAGUARS QB

Rk.	Player	Years	Yards
1.	Blake Bortles	2014-17	11,589
2.	Mark Brunell	1995-98	10,525
3.	Byron Leftwich	2003-06	9,042



## RECORD BREAKER

In 2016, QB **Blake Bortles** threw for 3,905 passing yards and 23 passing TDs, marking the third-most passing yards and tied for the second-most passing TDs in a season in franchise history. Bortles owns both franchise records following his 2015 season.

### MOST PASSING YARDS, SINGLE-SEASON, FRANCHISE HISTORY

Rk.	Player (Year)	Yards
1.	Blake Bortles (2015)	4,428
2.	Mark Brunell (1996)	4,367
3.	Blake Bortles (2016)	3,905

### MOST PASSING TDs, SINGLE-SEASON, FRANCHISE HISTORY

Rk.	Player (Year)	TDs
1.	Blake Bortles (2015)	35
2.	Blake Bortles (2016)	23
	David Garrard (2010)	23



## BORTLES MOVES INTO THIRD

QB **Blake Bortles** ranks third in Jaguars history in career pass attempts (1,761), career pass completions (1,034) and career passing yards (11,589). In 2016, Bortles broke his single-season franchise records, previously set in 2015, for pass completions (368) and pass attempts (625).

### CAREER PASS ATTEMPTS, FRANCHISE HISTORY

Rk	Player	Att.
1.	Mark Brunell	3,616
2.	David Garrard	2,281
3.	Blake Bortles	1,761
4.	Byron Leftwich	1,344

### CAREER PASS COMPLETIONS, FRANCHISE HISTORY

Rk	Player	Comp.
1.	Mark Brunell	2,184
2.	David Garrard	1,406
3.	Blake Bortles	1,034
4.	Byron Leftwich	789

### CAREER PASSING YARDS, FRANCHISE HISTORY

Rk	Player	Yards
1.	Mark Brunell	25,698
2.	David Garrard	16,003
3.	Blake Bortles	11,589
4.	Byron Leftwich	9,042



## BORTLES SET COMPLETIONS RECORD

QB **Blake Bortles** finished the 2016 season with 368 completions, surpassing his previous year's total (355) and breaking the single-season franchise record for completions in a single season.

### MOST PASS COMPLETIONS, SINGLE-SEASON, FRANCHISE HISTORY

Rk.	Player (Year)	Completions
1.	Blake Bortles (2016)	368
2.	Blake Bortles (2015)	355
3.	Mark Brunell (1996)	353



## FASTEST TO 1,000

In the final game of the 2016 season, QB **Blake Bortles** threw his 1,000th career completion in his 46th career game, becoming the sixth-fastest player in NFL history to do so.

### FASTEST PLAYERS TO REACH 1,000 CAREER COMPLETIONS

Rk.	Player	Years	Games
1.	Matthew Stafford	2009-12	41
2.	Derek Carr	2014-16	45
	Kirk Cousins	2012-16	45
	Andrew Luck	2012-14	45
	Marc Bulger	2002-06	45
6.	Blake Bortles	2014-16	46
7.	Ryan Tannehill	2012-14	47
	Kurt Warner	1998-2002	47
9.	Sam Bradford	2010-13	48
	Carson Palmer	2004-07	48
	Jay Cutler	2006-09	48
	Peyton Manning	1998-2000	48
	Drew Bledsoe	1993-96	48

# OFFENSIVE STATISTICS



## THE RUNNING QB

Since 2014, QB **Blake Bortles** has a 6.51-yard rushing avg., the highest among all QBs in the NFL with a minimum of 100 rushing attempts. In 2016, Bortles totaled 359 yards on 58 carries (6.19 rushing avg.), including three TDs. On Sunday, Bortles had four carries for 29 yards against Tennessee.

### MOST YARDS PER CARRY BY A QUARTERBACK, NFL, 2014-PRESENT (min. 100 attempts)

Rk.	Player	Att.	Rush Avg.
1.	<b>Blake Bortles</b>	173	6.53
2.	Marcus Mariota	103	6.32
3.	Aaron Rodgers	177	5.71
4.	Tyrod Taylor	210	5.70



## BORTLES 300

Fourth-year QB **Blake Bortles** engineered five 300-plus-yard passing games in 2016, the third-most in a single season in Jaguars history (320 vs. G.B.; 329 at S.D.; 337 at TEN; 325 vs. TEN; 301 at IND). Overall, Bortles has produced 12 300-yard performances in his 46-game NFL career, the second-most career 300-yard passing games by a Jaguars QB (**Mark Brunell**, 1995-2003 - 22 games).

### MOST 300-YARD PASSING GAMES, SINGLE-SEASON, FRANCHISE HISTORY

Rk.	Player (Year)	Games
1.	<b>Blake Bortles (2015)</b> .....	6
	Mark Brunell (1996) .....	6
3.	<b>Blake Bortles (2016)</b> .....	5
4.	Mark Brunell (2000, '99, '97) ...	3
5.	six other occurrences .....	2

### MOST 300-YARD PASSING GAMES, CAREER, FRANCHISE HISTORY

Rk.	Player (Year)	Games
1.	Mark Brunell (1995-2003) .....	22
2.	<b>Blake Bortles (2014-17)</b> .....	12
3.	David Garrard (2002-10) .....	6
5.	Chad Henne (2012-16) .....	5



## FINAL FIVE

QB **Blake Bortles** produced 3,905 passing yards, 23 passing TDs and 359 rushing yards in 2016, making him one of three QBs in NFL history to register at least 3,900 passing yards, 20-plus passing TDs and rush for more than 300 yards in a single season, joining IND's **Andrew Luck** and G.B.'s **Aaron Rodgers**. Including 2015 (4,428 passing yards, 35 passing TDs and 310 rushing yards), Bortles is the second player in NFL history to register at least 3,900 passing yards, 20 passing TDs and rush for 300 yards in consecutive seasons.

### 3,900+ PASSING YARDS, 20+ PASSING TDs, 300+ RUSHING YARDS IN CONSECUTIVE SEASONS IN NFL HISTORY

Name	Seasons	Age	Total Pass Yds	Total Pass TDs	Total Rush Yds
<b>Blake Bortles</b>	2015-16	24	8,333	58	669
Aaron Rodgers	2009-10	27	8,356	58	672



## FOURNETTE'S FIRST

Rookie RB **Leonard Fournette** rushed for 100 yards in his first NFL career game to become the first player in Jaguars history to rush for at least 100 yards in his NFL debut. Fournette also became the eighth player in NFL history to register at least 100 rushing yards, one rushing TD and three receptions in their NFL debut according to Pro Football Reference.

### AT LEAST 100 RUSHING YARDS, ONE RUSHING TD AND THREE RECEPTIONS IN NFL DEBUT

Year	Player	Rush Yds	Rush TD	Rec.
2017	<b>Leonard Fournette</b>	100	1	3
2017	Kareem Hunt	148	1	5
2012	Mikel Leshoure	100	1	4
2008	Matt Forte	123	1	3
1999	Edgerrin James	112	1	4
1982	Marcus Allen	116	1	4
1981	Randy McMillan	146	2	3
1979	William Andrews	167	1	3



## ROCKIN' ROOKIE

Rookie RB **Leonard Fournette** has rushed 40 times for 140 yards in his first two games, the most by a Jaguars rookie RB through two career games. Fournette also recorded a rushing TD in each of his first two NFL games to become the first player in Jaguars history to do so.

### MOST RUSHING YARDS THROUGH TWO CAREER GAMES IN JAGUARS HISTORY

Rk.	Player (Year)	Yards
1.	<b>Leonard Fournette (2017)</b>	140
2.	T.J. Yeldon (2015)	121
3.	James Stewart (1995)	79
4.	Deji Karim (2010)	73
5.	David Garrard (2002)	69



## GET IT DONE IN WEEK 1

Rookie RB **Leonard Fournette** rushed for 100 yards in Week 1 against the Texans, becoming just the second Jaguar to rush for 100 or more yards in a season opener.

### MOST RUSHING YARDS IN WEEK 1 IN JAGUARS HISTORY

Rk.	Player (Year)	Yards
1.	James Stewart (1998)	115
2.	<b>Leonard Fournette (2017)</b>	100
3.	Maurice Jones-Drew (2010)	98
4.	Maurice Jones-Drew (2011)	97
	Maurice Jones-Drew (2009)	97



## ABOVE AVERAGE

RB **Leonard Fournette** posted 40 rushing yards, 21 receiving yards and one rushing TD in the home opener against Tennessee. Combined with Week 1, Fournette currently ranks fourth among NFL players to produce at least 100 total scrimmage yards and two TDs in 2017.

### 100-PLUS SCRIMMAGE YARDS AND AT LEAST TWO TDs, NFL, 2017 SEASON

Rk.	Player (Team)	Rush	Rec.	Scrim. Yds	TD
1.	Kareem Hunt (K.C.)	229	126	355	5
2.	Todd Gurley (ATL)	128	104	232	3
3.	Ty Montgomery (G.B.)	89	114	203	3
4.	<b>Leonard Fournette (JAX)</b>	140	45	185	2
5.	Chris Thompson (WAS)	81	81	162	3

# OFFENSIVE STATISTICS

## A FOR ALLEN

WRs **Allen Hurns** (14.6) ranks first in Jaguars history for career yards-per-catch (min. 100 receptions).

### MOST YARDS PER RECEPTION, FRANCHISE HISTORY (min. 100 receptions)

Rk.	Player (Year)	Avg.	Rec.	Yds.
1.	<b>Allen Hurns (2014-17)</b>	<b>14.5</b>	<b>159</b>	<b>2,309</b>
2.	Jimmy Smith (1995-2005)	14.3	862	12,287
3.	Allen Robinson (2014-17)	14.1	202	2,848
4.	Ernest Wilford (2004-10)	13.9	153	2,120
5.	Mike Sims-Walker (2008-11)	13.5	107	1,442

## ABOVE AVERAGE

WR **Allen Hurns** has posted a 15.1-yard receiving average since 2015, the NFL's fourth-highest mark among wide receivers with at least 100 receptions over the last three seasons.

### MOST YARDS PER RECEPTION BY WRs, NFL, 2015-PRESENT (min. 100 receptions)

Rk.	Player (Team)	Avg.	Rec.	Yds
1.	T.Y. Hilton (IND)	16.0	167	2,678
	Kenny Britt (CLE)	16.0	106	1,698
4.	Alshon Jeffrey (CHI)	15.2	116	1,758
5.	<b>Allen Hurns (JAX)</b>	<b>15.1</b>	<b>108</b>	<b>1,632</b>
	Julio Jones (ATL)	15.1	228	3,454

## THE UNRAFTED

WR **Allen Hurns** is in his fourth season in the NFL as an undrafted player. Below is where Hurns ranks among undrafted WRs through the first four seasons in receiving yards (18th), touchdowns (T-10th) and receptions (15th).

### RECEIVING YARDS THROUGH FIRST FOUR SEASONS BY UDFA WRs

Rk	Player (Years)	Rec.
17.	Bob Mann (1948-51)	2,359
18.	<b>Allen Hurns (2014-17)</b>	<b>2,309</b>
19.	Wes Welker (2004-07)	2,296

### TOUCHDOWNS THROUGH FIRST FOUR SEASONS BY UDFA WRs

Rk	Player (Years)	Rec. TDs
9.	Rod Smith (1995-98)	21
10.	<b>Allen Hurns (2014-17)</b>	<b>20</b>
	L. Taylor, B. Johnson	20

### RECEPTIONS THROUGH FIRST FOUR SEASONS BY UDFA WRs

Rk	Player (Years)	Receptions
14.	Drew Bennett (2001-04)	169
15.	<b>Allen Hurns (2014-17)</b>	<b>159</b>
16.	Three players	155

## MARQUEE LEE

In 2016, WR **Marqise Lee** threw a 21-yard TD pass to QB **Blake Bortles** in the fourth quarter against Tennessee in Week 16, registering his first career pass. Lee became the fourth non-QB in franchise history to throw a passing TD.

### NON-QB PASSING TDs, FRANCHISE HISTORY

Date	Player	Passing Yds	Result
<b>Dec. 24, 2016</b>	<b>Marqise Lee</b>	<b>20</b>	<b>W, 38-17</b>
Dec. 28, 2014	Cecil Shorts III	23	L, 17-23
Dec. 5, 2013	Ace Sanders	21	W, 32-28
Nov. 24, 2013	Maurice Jones-Drew	8	W, 13-8

## ONE OF A KIND

In 2016, WR **Marqise Lee** recorded three receiving TDs, one passing TD and one kickoff return for a TD to become one of 16 players in NFL history to have at least one receiving TD, one passing TD and one kickoff return for a TD in a single season and the first to do so since 1978.

### PLAYERS WITH AT LEAST ONE RECEIVING TD, ONE PASSING TD AND ONE KICKOFF RETURN FOR A TD IN A SINGLE SEASON IN NFL HISTORY

Year	Player	Team
<b>2016</b>	<b>Marqise Lee</b>	<b>Jacksonville</b>
1978	Joe Washington	Baltimore
1975	Terry Metcalf	St. Louis Cardinals
1974	Greg Pruitt	Cleveland
1973	Cotton Speyrer	Baltimore
1965	Gayle Sayers	Chicago
1963	Timmy Brown	Philadelphia
1962	Keith Lincoln	San Diego
1960	Bobby Mitchell	Cleveland
1946	Spec Sanders	New York Yankees
1946	Elroy Hirsch	Chicago Rockets
1943	Ned Mathews	Detroit
1941	George McAfee	Chicago
1937	Johnny Blood	Pittsburgh Pirates
1929	Jack Hagerty	New York Giants
1925	John Armstrong	Rock Island Independence

## UNRAFTED ROOKIES

Since the Jaguars' inaugural season in 1995, there have been 42 undrafted rookies to make the club's opening day roster. In the last 10 years, the Jaguars have had at least one undrafted rookie on the opening day roster.

Year	Player
<b>2017</b>	<b>WR Keelan Cole</b>
2016	<b>S Jarrod Wilson</b>
2015	LB Thurston Armbrister, <b>RB Corey Grant</b> , CB Nick Marshall
2014	<b>WR Allen Hurns</b> , <b>G Tyler Shatley</b> , <b>OT Josh Wells</b>
2013	<b>DT Abye Jones</b> , LB LaRoy Reynolds, LS Carson Tinker
2012	DB Antwon Blake, WR Kevin Elliott, LB Julian Stanford, C Mike Brewster
2011	OT Cameron Bradford, WR Jamar Newsome, CB Kevin Rutland
2010	LB Jacob Cutrera, OT Kevin Haslam, DE Aaron Morgan
2009	LB Russell Allen, DE Julius Williams
2008	CB Brian Witherspoon, CB Isaiah Gardner

# OFFENSIVE STATISTICS



## LEWIS PLAYS 150

In Week 7 of the 2016 season, TE **Mercedes Lewis** played in his 150th career game as a Jaguar. Lewis (156) has appeared in the fourth-most games in Jaguars history, trailing **Brad Meester** (209), **Jimmy Smith** (171) and **Josh Scobee** (168).

### GAMES PLAYED AS A JAGUAR

Rk.	Player (Years)	Games
1.	Brad Meester (2000-13) .....	209
2.	Jimmy Smith (1995-2005).....	171
3.	Josh Scobee (2004-14) .....	168
4.	<b>Mercedes Lewis (2006-17) ....</b>	<b>156*</b>
5.	Fred Taylor (1998-2008).....	140

\*Active player



## LUXURY MERCEDES

TE **Mercedes Lewis** has produced 28 career receiving TDs and 351 career receptions, both the third-most in franchise history.

### MOST RECEIVING TDs, FRANCHISE HISTORY

Rk.	Player (Years)	Games
1.	Jimmy Smith (1995-2005).....	67
2.	Keenan McCardell (1996-2001)...	30
3.	<b>Mercedes Lewis (2006-17) .....</b>	<b>28</b>

### MOST RECEPTIONS, FRANCHISE HISTORY

Rk.	Player (Years)	Receptions
1.	Jimmy Smith (1995-2005).....	862
2.	Keenan McCardell (1996-2001) ..	499
3.	<b>Mercedes Lewis (2006-17) .....</b>	<b>351</b>



## TOP TIGHT END

Twelfth-year TE **Mercedes Lewis** ranks first in Jaguars history in receptions (351), receiving yards (4,184) and receiving TDs (28) by a TE.

### MOST RECEPTIONS BY A TE, FRANCHISE HISTORY

Rk.	Player	Receptions
1.	<b>Mercedes Lewis</b>	<b>351</b>
2.	Kyle Brady	241
3.	Pete Mitchell	191

### MOST RECEIVING YARDS BY A TE, FRANCHISE HISTORY

Rk.	Player	Yards
1.	<b>Mercedes Lewis</b>	<b>4,184</b>
2.	Kyle Brady	2,500
3.	Pete Mitchell	2,091

### MOST RECEIVING TDs BY A TE, FRANCHISE HISTORY

Rk.	Player	TDs
1.	<b>Mercedes Lewis</b>	<b>28</b>
2.	Kyle Brady	13
3.	Damon Jones Pete Mitchell	11



## FRANCHISE 4000

In Week 17 of the 2015 season, TE **Mercedes Lewis** caught one pass for 45 yards, his longest reception of the season. On that catch, Lewis eclipsed the 4,000-yard mark for his NFL career. Lewis (4,168) joins former WRs **Jimmy Smith** (12,287 from 1995-2005) and **Keenan McCardell** (6,393 from 1996-2001) as the only players in Jaguars history to record at least 4,000 career receiving yards.

### MOST RECEIVING YARDS, FRANCHISE HISTORY

Rk.	Player (Years)	Yards
1.	Jimmy Smith (1995-2005) .....	12,287
2.	Keenan McCardell (1996-2001) .....	6,393
3.	<b>Mercedes Lewis (2006-17) .....</b>	<b>4,184</b>
4.	Maurice Jones-Drew (2006-13) .....	2,873



## TIGHT ENDS STAYING PUT

TE **Mercedes Lewis** has played in 156 career games as a Jaguar, the fourth-longest tenure among active TEs who have played their entire career with the team that drafted them.

### MOST GAMES PLAYED BY A TIGHT END FOR ONE TEAM, NFL, ACTIVE PLAYERS

Rk.	Player (Team)	Games
1.	Jason Witten (DAL) .....	225
2.	Antonio Gates (LAC) .....	206
3.	Brent Celek (PHI).....	161
4.	<b>Mercedes Lewis (JAX) .....</b>	<b>156</b>
5.	Greg Olsen (CAR).....	90



## WINNING MARGIN

Jacksonville defeated Houston, 29-7, in Week 1 of the season. The 22-point road margin of victory was the sixth-largest in team history and the first time winning on the road by at least 20 points since 2008.

### LARGEST ROAD MARGIN OF VICTORY IN FRANCHISE HISTORY

Opponent	Date	Score	Margin
Cincinnati	Oct. 31, 1999	41-10	31
Minnesota	Dec. 23, 2001	33-3	30
Baltimore	Nov. 1, 1998	45-19	26
Detroit	Nov. 9, 2008	38-14	24
Atlanta	Nov. 7, 1999	30-7	23
<b>Houston</b>	<b>Sept. 10, 2017</b>	<b>29-7</b>	<b>22</b>



## O-LINE RISES TO THE CHALLENGE

In Week 1 vs. Houston, the Jaguars offense held the highly touted Texans front-seven to zero sacks on QB **Blake Bortles**. In the past 10 seasons, the Jaguars have held teams to zero sacks on seven occasions, including the season-opener.

### O-LINE ALLOWS ZERO SACKS IN A GAME, JAGUARS HISTORY

Season	Week	Opponent
2017	1	Houston
2016	11	Detroit
2015	2	Miami
2013	8	San Francisco
2010	4	Indianapolis
2009	3	Houston
2008	3	Indianapolis

# DEFENSIVE STATISTICS



## QB HITS

The Jaguars have posted 12 QB hits in 2017. Since Week 16 of the 2016 season, Jacksonville has posted 30 QB hits, the third-most in the NFL.

### MOST QB HITS, NFL, WEEK 16, 2016-PRESENT

Rank	Team	QB Hits
1.	Arizona	35
2.	Philadelphia	32
3.	<b>Jacksonville</b>	<b>30</b>
	Carolina	30
5.	Los Angeles Rams	27



## IT'S TACKLE TIME

Dating back to his rookie campaign in 2007, LB **Paul Posluszny** has produced 100 games with seven-or-more tackles, the most such games in the NFL over that span.

### MOST GAMES WITH SEVEN-PLUS TACKLES, NFL, 2007-PRESENT

Rk.	Player	Games
1.	<b>Paul Posluszny</b> .....	<b>100</b>
2.	D'Qwell Jackson .....	97
3.	Karlos Dansby .....	94
4.	Chad Greenway .....	84
5.	David Harris .....	82



## POZ MOVES INTO SECOND

LB **Paul Posluszny** ranks second on the Jaguars all-time tackles list with 925 career tackles in 86 games (10.8 tackles per game). With 10 tackles against Kansas City in Week 9 of the 2016 season, Posluszny surpassed **Donovin Darius** (858) and moved into second on the team's career tackles list.

### JAGUARS ALL-TIME TACKLES

Player	Tackles
Daryl Smith (2004-12)	1,089
<b>Paul Posluszny (2011-17)</b>	<b>925</b>
Donovin Darius (1998-2006)	858
Mike Peterson (2003-08)	837
Kevin Hardy (1996-2001)	789



## BALANCED PLAY POZ

LB **Paul Posluszny** (14.5-15) is one of only three active NFL players to record at least 14 sacks and 14 INTs since 2007, joining CLE's **Karlos Dansby** (25.0-15) and K.C.'s **Derrick Johnson** (21.0-14).

### 14+ SACKS & 14+ INTs, NFL, 2007-PRESENT

Player	Sacks	INTs
<b>Paul Posluszny</b> .....	<b>14.5</b> .....	<b>15</b>
Karlos Dansby .....	25.0 .....	15
Derrick Johnson .....	21.0 .....	14



## ALL OR NOTHING

LB **Telvin Smith** joins T.B.'s **Lavonte David**, BAL's **C.J. Mosley** and CLE's **Jamie Collins** as the only NFL players with 350-plus tackles and at least three FFs, FRs and INTs since the start of 2014 according to 360 Sports Radar.

### 325+ TACKLES, THREE-PLUS FORCED FUMBLES, THREE-PLUS FUMBLE RECOVERIES & THREE-PLUS INTs, 2014-PRESENT

Name (Team)	Tackles	Solo	Asst.	FFs	FRs	INTs
Lavonte David (T.B.)	389	261	128	10	6	4
<b>Telvin Smith (Jax.)</b>	<b>355</b>	<b>272</b>	<b>83</b>	<b>3</b>	<b>3</b>	<b>5</b>
C.J. Mosley (Bal.)	355	230	125	3	3	7
Jamie Collins (Cle.)	327	213	114	12	3	5



## TELVIN TAKEAWAY

In Week 2, LB **Telvin Smith** intercepted Titans QB **Marcus Mariota**. Smith has now registered five career INTs, becoming one of seven linebackers in the NFL to register five-plus INTs since 2014.

### MOST INTs, NFL, LBs, 2014 - PRESENT

Rk.	Player (Team)	INTs
1.	C.J. Mosley (BAL)	7
	Thomas Davis (CAR)	7
	Jordan Hick (PHI)	7
	Luke Kuechly (CAR)	7
5.	<b>Telvin Smith (JAX)</b>	<b>5</b>
	Bruce Carter (NYJ)	5
	Jamie Collins (CLE)	5

Smith has registered an INT in three of his last five games, which is tied for the second-most in the NFL since Week 15 of the 2016 season.

### MOST INTs, NFL, WEEK 15, 2016 - PRESENT

Rk.	Player (Team)	INTs
1.	Domonique Rodgers-Cromartie (NYG)	4
2.	<b>Telvin Smith (JAX)</b>	<b>3</b>
	Jordan Hicks (PHI)	3
	Quintin Demps (HOU)	3
	Micah Hyde (BUF)	3



## TOP OF HIS CLASS

Jaguars fourth-year LB **Telvin Smith's** 352 tackles (269 solo) through four seasons are the third-most by a player drafted in the fifth round or later through their first four years, over the last 15 seasons, according to Pro Football Reference.

### MOST TACKLES THROUGH FIRST FOUR YEARS, NFL, DRAFTED FIFTH ROUND-OR-LATER, 2003-17

Rk.	Player (Year)	Total	Solo	Asst.
1.	Erik Coleman (2004-07)	373	256	117
2.	Cato Jun (2003-06)	362	254	108
3.	<b>Telvin Smith (2014-17)*</b>	<b>360</b>	<b>276</b>	<b>84</b>
	Gibril Wilson (2004-07)	360	291	69
5.	Antoine Bethea (2006-09)	351	257	94

(\*still has 14 games left in fourth season)

Playing in his fourth NFL season, Smith has produced 360 career tackles, according to Pro Football Reference, the second-most by a Jaguars player in his first four seasons.

### MOST TACKLES IN FIRST FOUR NFL SEASONS IN JAGUARS HISTORY

Rk.	Player (Years)	Total	Solo	Asst.
1.	Jonathan Cyprien (2013-16)	449	339	110
3.	<b>Telvin Smith (2014-17)*</b>	<b>360</b>	<b>276</b>	<b>84</b>
2.	Akin Ayodele (2002-05)	343	274	69
4.	Kevin Hardy (1996-99)	321	273	7

(\*still has 14 games left in fourth season)

# DEFENSIVE STATISTICS



## SMITH STANDS OUT

Since becoming a full-time starter in Week 12 of the 2014 season, LB **Telvin Smith** ranks second in the NFL with 319 tackles, trailing only SEA's **Bobby Wagner** (351).

### MOST TACKLES, NFL, WEEK 12, 2014 - PRESENT

Rk.	Player (Team)	Total	Solo	Asst.
1.	Bobby Wagner (Sea.)	351	202	149
2.	<b>Telvin Smith (Jax.)</b>	<b>319</b>	<b>247</b>	<b>72</b>
3.	Preston Brown (Buf.)	297	58	139
4.	K.J. Wright (SEA)	291	188	113
5.	Sean Lee (DAL)	290	184	106



## CAMPBELL MAKING MOVES IN JAX

In his first game as a Jaguar, DL **Calais Campbell** recorded a career-high 4.0 sacks, which are a single-game franchise record for the Jaguars and the third-most on kickoff weekend in NFL history, trailing only **Derrick Thomas'** 6.0 sacks in 1998 and **William Gay's** 5.5 sacks in 1983.

### MOST SACKS BY A PLAYER IN A GAME IN JAGUARS HISTORY

Player	Date	Sacks
<b>Calais Campbell</b>	<b>9/10/17 at HOU</b>	<b>4.0</b>
Chris Clemons	11/23/14 at IND	3.0
Paul Spicer	9/25/05 at NYJ	3.0
John Henderson	10/6/02 vs. PHI	3.0
Kelvin Prichett	10/5/97 vs. CIN	3.0



## GLASS HALF FULL

DL **Calais Campbell** totaled 3.5 sacks in the first half of the game against the Texans, the third-most sacks by a single player in a half since 2015, behind OAK's **Khalil Mack** (5.0 in Week 14, 2015) and MIA's **Cameron Wake** (4.0 in Week 6, 2015).



## CAMPBELL'S CHUNK OF THE QB'S

DL **Calais Campbell** has totaled 5.0-plus sacks in eight consecutive seasons (dating back to 2009) entering 2017, tied for the NFL's third-longest active streak during which he has totaled 56.5 sacks. After posting 4.0 sacks against Houston in Week 1, Campbell needs one more sack this season to register his ninth consecutive season with at least 5.0 sacks.

### MOST CONSECUTIVE SEASONS WITH 5.0-PLUS SACKS, NFL

Rk.	Player	Seasons (Sacks)
1.	Julius Peppers	9 (87.5)
	Cliff Avril	9 (73.0)
3.	Cameron Wake	8 (81.5)
	Clay Matthews	8 (72.5)
	<b>Calais Campbell</b>	<b>8 (56.5)</b>
	Ahmad Brooks	8 (51.5)



## CALAIS CLIMBS THE CHARTS

According to TruMedia, DL **Calais Campbell** has totaled at least 50 tackles and 5.0 sacks in each of the last seven seasons, the NFL's longest active streak. Campbell is also one of five active NFL players to record 50 tackles and 5.0-plus sacks in seven or more seasons.

### MOST CONSECUTIVE SEASONS WITH 5.0-PLUS SACKS & 50-PLUS TACKLES, NFL

Player	Seasons	Sacks	Tackles
<b>Calais Campbell</b>	<b>7</b>	<b>49.5</b>	<b>425</b>
Ndamukong Suh	3	19.5	186
Whitney Mercilus	3	24.5	155



## WELCOME TO THE SACK PARTY

The Jaguars defense recorded 10.0 sacks against the Texans in Week 1, a single-game franchise record. The following players registered sacks: **Calais Campbell** – 4.0; **Yannick Ngakoue** – 2.0; **Lerentee McCray** – 1.5; **Malik Jackson** – 1.0; **Dante Fowler Jr.** – 1.0; **Abry Jones** – 0.5.

### MOST SACKS IN A GAME IN JAGUARS HISTORY

Date	Opponent	Sacks
<b>Sept. 10, 2017</b>	<b>Houston</b>	<b>10.0</b>
Nov. 7, 1999	Atlanta	9.0
Nov. 9, 2008	Detroit	7.0
Sept. 16, 2007	Atlanta	7.0

Since 2014, Jacksonville became only the second team to record 10.0 sacks in one game (Washington, Week 2 of 2014) and just the sixth team to record 9.0 or more sacks in a game.

### MOST SACKS IN A GAME, 2014-PRESENT

Team	Date	Sacks
<b>Jacksonville</b>	<b>Sept. 10, 2017</b>	<b>10.0</b>
San Diego	Dec. 12, 2016	9.0
Arizona	Dec. 27, 2015	9.0
Cleveland	Dec. 13, 2015	9.0
Philadelphia	Nov. 10, 2014	9.0
Washington	Sept. 14, 2014	10.0



## TFLs IN THE NFL

DL **Calais Campbell** has totaled 12-plus tackles for loss in seven consecutive seasons (dating back to 2010), the NFL's longest active streak during which has totaled 107 tackles for loss. Campbell has two tackles for loss so far in 2017.

### MOST CONSECUTIVE SEASONS WITH 12-PLUS TFLs, NFL

Rk.	Player (Team)	Seasons (TFLs)
1.	<b>Calais Campbell (JAX)</b>	<b>7 (81)</b>
2.	Ryan Kerrigan (WAS)	4 (60)
3.	Khalil Mack (OAK)	3 (53)
	Michael Bennett (SEA)	3 (46)



## KEEP IT ON THE DL

DL **Malik Jackson** posted three solo tackles, including one for a loss, 1.0 sack, and one PD against Houston in the 2017 season opener. Since Week 1 of the 2013 season, DLs **Jackson** (20) and **Calais Campbell** (18) rank in the top-10 in the NFL for passes defended among defensive linemen.

### PASSES DEFENSED BY A DEFENSIVE LINEMAN, NFL, 2013-PRESENT

Rk.	Player	PDs
1.	Carlos Dunlap	26
	J.J. Watt	26
3.	Jason Pierre-Paul	24
4.	Cameron Jordan	21
5.	<b>Malik Jackson</b>	<b>20</b>
	Ndamukong Suh	20
7.	Muhammad Wilkerson	19
8.	<b>Calais Campbell</b>	<b>18</b>
9.	Jared Crick	17
	Cameron Heyward	17



# DEFENSIVE STATISTICS

## DON'T MESS WITH JAX

The Jaguars joined the 1985 L.A. Raiders as the only teams to record 10.0-plus sacks and a defensive TD in a season opener. In the past 15 years, Jacksonville is one of just two teams to accomplish that feat in a regular season game.

### AT LEAST 10.0 SACKS AND ONE DEFENSIVE TD IN A GAME, 2002-PRESENT

Date	Team	Sacks	Def. TD
Sept. 9, 2017	Jacksonville	10.0	1
Sept. 30, 2007	New York Giants	12.0	1

## YANNY'S ROOKIE SACK RECORD

In 2016, DE **Yannick Ngakoue** set the franchise record for sacks in a season by a rookie when he took down Colts QB **Andrew Luck** in the second quarter of the team's regular season finale to register his eighth sack of the season. After registering a sack in Week 17, Ngakoue finished the season with a sack in back-to-back games. Below is a look at the Jaguars rookie sack leaders:

### MOST SACKS BY ROOKIE, FRANCHISE HISTORY

Rk.	Player	Year	Sack
1.	<b>Yannick Ngakoue</b>	2016	8.0
2.	Tony Brackens	1996	7.0
3.	John Henderson	2002	6.5
4.	Kevin Hardy	1996	5.5
5.	Tyson Alualu	2010	3.5
	Derrick Harvey	2008	3.5
	Bobby McCray	2004	3.5

## NGAKOUE NEWS

In 2016, DE **Yannick Ngakoue** became the fifth rookie in NFL history to record 8.0-plus sacks, four-plus forced fumbles and at least one INT, and the first to do so in the past 10 seasons.

### 8.0+ SACKS, FOUR-PLUS FORCED FUMBLES AND AT LEAST ONE INTERCEPTION BY A ROOKIE IN NFL HISTORY

Year	Player (Team)	Sacks	FFs	INTs
2016	<b>Yannick Ngakoue (JAX)</b>	8.0	4	1
2006	Tamba Hali (K.C.)	8.0	5	1
2003	Terrell Suggs (BAL)	12.0	5	1
2002	Julius Peppers (CAR)	12.0	5	1
1986	Charles Haley (S.F.)	12.0	4	1

## YANNY'S BIG DAY

DE **Yannick Ngakoue** recorded 2.0 sacks, his first multi-sack game of his career, and two forced fumbles against the Texans. Ngakoue is one of five players to record at least 2.0 sacks and two forced fumbles in a game since 2016. He is the only one to do so in 2017 so far.

### 2.0-PLUS SACKS & AT LEAST TWO FORCED FUMBLES IN A GAME, NFL, 2016-PRESENT

Player	Date	Sack	FF
<b>Yannick Ngakoue</b>	Sept. 10, 2017	2.0	2
Terrell Suggs	Nov. 27, 2016	2.0	2
Cameron Wake	Nov. 6, 2016	2.0	2
Vic Beasley	Oct. 9, 2016	3.5	2
Erik Walden	Sept. 25, 2016	2.0	2

## SCOOP-AND-SCORE

In the second quarter against the Texans, second-year DE **Yannick Ngakoue** sacked Texans QB **Tom Savage** and forced a fumble, which was recovered by third-year DE **Dante Fowler Jr.** Fowler took the fumble 53 yards for a TD, becoming the first Jaguars player to score on a fumble return for TD since **Andre Branch** on Dec. 13, 2015 against the Colts.

## QB'S WORST NIGHTMARES

In 2017, the Jaguars defense has posted 12 PDs, tied for the second-most in the NFL. Leading the team is CBs **A.J. Bouye** and **Jalen Ramsey**, whom each have registered three PDs.

### PASSES DEFENSED, NFL, 2017

Rk.	Team	PDs
1.	Baltimore	17
2.	<b>Jacksonville</b>	12
	Buffalo	12
4.	Kansas City	11
	Detroit	11

## FREE BOUYE

Among undrafted CBs in the NFL, **A.J. Bouye** ranks fourth with 131 tackles (103 solo) since 2014 according to SportsRadar 360.

### MOST TACKLES BY AN UNDRAFTED CB, 2014-PRESENT

Rk.	Player	Games	Tackles
1.	Chris Harris Jr.	50	188
2.	Brent Grimes	48	169
3.	Antwon Blake	47	148
4.	<b>A.J. Bouye</b>	38	131
5.	Nickell Robey	50	125

## GOING TO CHURCH

S **Barry Church** recorded six solo tackles against Tennessee, which marked his seventh consecutive game with at least five tackles. Since 2010, Church has totaled 474 tackles, which ranks ninth among safeties in the NFL over that span. Church is the only undrafted player in the top-15.

### MOST TACKLES BY A SAFETY, 2010-17, NFL

Rk.	Player	Games	Tackles	Draft
1.	Eric Weddle	111	653	2007 (37th)
2.	Morgan Burnett	92	624	2010 (71st)
3.	Malcolm Jenkins	107	557	2009 (14th)
4.	Reshad Jones	95	548	2010 (163rd)
5.	Earl Thomas	109	541	2010 (14th)
6.	Kam Chancellor	102	531	2010 (133rd)
7.	Reggie Nelson	111	518	2007 (21st)
8.	Patrick Chung	95	514	2009 (34th)
9.	<b>Barry Church</b>	92	474	---
10.	Antoine Bethea	73	458	2006 (207th)

## NO FLY ZONE

Since 2013, FS **Tashaun Gipson** ranks tied for third in the NFL among safeties with 14 INTs. Gipson recorded an INT in Week 1 against the Texans. Gipson also has two INTs for a TD over the past five seasons.

### MOST INTERCEPTIONS BY A SAFETY, NFL, 2013-PRESENT

Rk.	Player	Games	INT	TD
1.	Reggie Nelson	65	19	0
2.	Glover Quin	65	17	1
3.	<b>Tashaun Gipson</b>	58	15	2
	Quintin Demps	61	15	0
5.	Kurt Coleman	62	14	2

# SPECIAL TEAMS STATISTICS



## TOP PERCENT

K **Jason Myers** has made 57-of-69 (82.6 pct.) career FGs, including 28-of-37 (75.7 pct.) from 40-plus yards. Myers' 82.6 career FG pct. is the highest in Jaguars history among kickers with at least 25 FG attempts. Myers also ranks first in team history with his 75.7 FG pct. on kicks from 40-plus yards (min. five FG attempts from 40-plus yards). Myers has converted 10-of-16 FGs from 50-plus yards, including made kicks from 52 (11/20/16 at DET), 54 (11/13/16 vs. HOU), 50 (09/11/16 vs. G.B.), 51 (11/29/15 vs. S.D.), 53 (11/15/15 at BAL), 58 yards (09/20/15 vs. MIA), 56 (12/24/16 vs. TEN) and 50 yards (12/24/16 vs. TEN).

### JAGUARS ALL-TIME KICKERS BY YEAR

Name (Years)	Games	XPM/XPA	XP%	FGM/FGA	FG%
Jason Myers (2015-17)	33	62/73	84.9	57/69	82.6
Josh Scobee (2004-14)	168	317/322	98.4	235/291	80.8
John Carney (2007)	8	20/21	95.2	9/11	81.8
Seth Marler (2003)	16	30/30	100.0	20/33	60.6
Danny Boyd (2002)	4	7/7	100.0	5/5	100.0
Richie Cunningham (2002)	1	2/2	100.0	1/1	100.0
Hayden Epstein (2002)	6	13/13	100.0	5/9	55.6
Tim Seder (2002)	5	11/11	100.0	8/12	66.7
Steve Lindsey (1999-2000)	26	5/5	100.0	5/7	71.4
Mike Hollis (1995-2001)	108	239/242	98.8	175/217	80.6



## TOUCHBACKS

In 2016, K **Jason Myers** had 60 touchbacks on 76 kickoffs for a 78.9 touchback pct., marking the highest touchback pct. in the league with at least 10 kickoff attempts.

### TOUCHBACK PERCENTAGE, NFL, 2016 (min. 10 kickoff attempts)

Rank	Name (Team)	KOs	TBs	TB %
1.	Jason Myers (JAX)	76	60	78.9
2.	Josh Lambo (LAC)	91	67	73.6
3.	Graham Gano (CAR)	86	83	73.3
4.	Ryn Succop (TEN)	82	58	70.7
	Dustin Hopkins (WAS)	92	65	70.7



## BEND IT LIKE NORTMAN

P **Brad Nortman** ranked seventh in the NFL with a 46.6 gross punt avg. (min. 50 punts). Nortman's 46.6 gross punt avg. ranked third in franchise history.

### GROSS PUNTING AVERAGE, SINGLE-SEASON, FRANCHISE HISTORY (min. 50 punts)

Rk.	Player (Season)	Avg.
1.	Bryan Anger (2012)	47.8
2.	Bryan Anger (2014)	47.5
3.	Brad Nortman (2016)	46.6
4.	Bryan Anger (2013)	46.3



## LEE ON THE LOOSE

WR **Marqise Lee** averaged 30.3 yards per kick return in 2016, the second-highest avg. among NFL players with at least 15 kick returns.

### KICK RETURN AVERAGE, NFL, 2016 (min. 15 kick return attempts)

Rk.	Player	Att.	Avg.
1.	Cordarrelle Patterson	25	31.7
2.	Marqise Lee	18	30.3
3.	Jordan Todman	16	29.9
4.	Alex Erickson	29	27.9
5.	Benny Cunningham	22	27.2



## LEE'S HOUSE

WR **Marqise Lee** returned a franchise record-tying 100-yard kick return for a TD in Week 15 of the 2016 season against Houston. Lee's score was the team's first kickoff returned for a TD since **Maurice Jones-Drew's** 100-yard return on Nov. 4, 2007 at New Orleans and just the seventh time in franchise history that a Jaguar returned a kickoff for a TD.

### KICKOFF RETURN TDs, FRANCHISE HISTORY

Season	Player	Yards
2016	Marqise Lee	100
2007	Maurice Jones-Drew	100
2006	Maurice Jones-Drew	93
2005	Derrick Wimbush	91
2001	Elvis Joseph	95
1999	Alvis Whitted	98
1997	Reggie Barlow	92
1995	Jimmy Smith	89

# LAST TIME IT HAPPENED..



## TEAM

### OVERTIME GAME WON

By Jaguars — Jaguars 23, St. Louis 20, 10/18/09  
By Opponents — at Indianapolis 16, Jaguars 13, 10/4/15

### SHUTOUT

By Jaguars — Jaguars 41, New York Jets 0, 10/8/06  
By Opponents — at Seattle 41, Jaguars 0, 10/11/09

### SCORELESS FIRST HALF

By Jaguars — Jaguars 0, Tennessee 27, 10/27/16  
(Final: Tennessee 36, Jacksonville 22)  
By Opponents — Houston 0, Jacksonville 19, 9/10/17  
(Final: Jacksonville 29, Houston 7)

### SCORELESS SECOND HALF/OT

By Jaguars — Jaguars 0, Indianapolis 6, 10/4/15  
(Final: Indianapolis 16, Jaguars 13)  
By Opponents — Cleveland 0, Jaguars 17, 10/19/14  
(Final: Jaguars 24, Cleveland 6)

### 400 TOTAL YARDS

By Jaguars — Jaguars at Indianapolis, 470 yards, 1/1/17  
By Opponents — Tennessee vs. Jaguars, 494 total yards, 10/27/16

### 500 TOTAL YARDS

By Jaguars — Jaguars vs. Baltimore, 519 total yards, 9/20/98  
By Opponents — New Orleans vs. Jaguars, 537 total yards, 12/27/15

### 50 POINTS SCORED

By Jaguars — Jaguars vs. Indianapolis, 51 points (51-16), 12/13/15  
By Opponents — New England vs. Jaguars, 51 points (51-17), 9/27/15



## OFFENSE

### 100 YARDS RUSHING

By Jaguars — Leonard Fournette at Houston (100 yards), 9/10/17  
By Opponents — LeSean McCoy of Buffalo (103 yards), 11/27/16

### 200 YARDS RUSHING

By Jaguars — Fred Taylor at Pittsburgh (234 yards), 11/19/00  
By Opponents — Chris Johnson of Tennessee (228 yards), 11/1/09

### 300 YARDS PASSING

By Jaguars — Blake Bortles at Indianapolis (301 yards), 1/1/17  
By Opponents — Andrew Luck of Indianapolis (321 yards), 1/1/17

### 400 YARDS PASSING

By Jaguars — Mark Brunell vs. St. Louis (421 yards), 9/10/00  
By Opponents — Drew Brees of New Orleans (412 yards), 12/27/15

### 100 YARDS RECEIVING

By Jaguars — Allen Robinson vs. Tennessee (147 yards), 12/24/16  
By Opponents — Adam Thielen of Minnesota (101 yards), 11/11/16

### 200 YARDS RECEIVING

By Jaguars — Justin Blackmon at Houston (236 yards), 11/18/12  
By Opponents — Josh Gordon of Cleveland (261 yards), 12/01/13

### 100 YARDS RUSHING IN A HALF

By Jaguars — Maurice Jones-Drew at Tennessee (107 in 2nd half), 12/5/10  
By Opponents — Rashard Mendenhall of Pittsburgh (113 in 1st half), 10/16/11

### TWO 100-YARD RUSHERS IN SAME GAME

By Jaguars — R. Jennings (109 yards) & M. Jones-Drew (101 yards) vs. Oakland, 12/12/10  
By Opponents — None



## OFFENSE

### 100 YARDS RECEIVING IN A HALF

By Jaguars — Allen Robinson vs. Tennessee (103 in 1st half), 12/24/16  
By Opponents — Brandin Cooks of New Orleans (107 in 1st half), 12/27/15

### TWO 100-YARD RECEIVERS IN SAME GAME

By Jaguars — A. Robinson (151 yards, TD) & A. Hurns (106 yards, 2 TDs) at New Orleans, 12/27/15  
By Opponents — R. Matthews (115 yards) & J. Landry (110 yards) of Miami, 9/20/15

### THREE TOUCHDOWNS IN A GAME

By Jaguars — Allen Robinson (3 receiving) at Tennessee, 11/13/16  
By Opponents — LaGarrette Blount (3 rushing) of New England, 9/28/15

### FOUR TOUCHDOWNS IN A GAME

By Jaguars — Maurice Jones-Drew (2 rushing, 2 receiving) vs. Tampa Bay, 12/11/11  
By Opponents — None

### 30 COMPLETIONS IN A GAME

By Jaguars — Blake Bortles vs. Houston (32-of-49 passes), 11/13/16  
By Opponents — Brian Hoyer of Chicago (30-of-49 passes), 10/16/16

### THREE TOUCHDOWN PASSES

By Jaguars — Blake Bortles at Tennessee, 10/27/16  
By Opponents — Philip Rivers of San Diego, 9/18/16

### FOUR TOUCHDOWN PASSES

By Jaguars — Blake Bortles at New Orleans, 12/27/15  
By Opponents — Philip Rivers of San Diego, 9/18/16

### FIVE TOUCHDOWN PASSES

By Jaguars — Blake Bortles at Tennessee, 12/6/15  
By Opponents — Drew Brees of New Orleans, 12/27/15

### TWO TOUCHDOWN RECEPTIONS

By Jaguars — Allen Robinson vs. Baltimore, 9/25/16  
By Opponents — Travis Benjamin of San Diego, 9/18/16

### THREE TOUCHDOWN RECEPTIONS

By Jaguars — Allen Robinson at Tennessee, 12/6/15  
By Opponents — Randy Moss of New England, 12/27/09

### TWO TOUCHDOWNS RUSHING

By Jaguars — Denard Robinson vs. Jacksonville, 11/9/14  
By Opponents — LeSean McCoy of Buffalo, 11/27/16

### THREE TOUCHDOWNS RUSHING

By Jaguars — Maurice Jones-Drew vs. St. Louis, 10/18/09  
By Opponents — LeGarrette Blount of New England, 9/27/15

### TD PASS BY NON-QB

By Jaguars — Marqise Lee (20 yards) vs. Tennessee, 12/24/16  
By Opponents — Willie Davis (22 yards) of Tennessee Oilers, 11/16/97

# LAST TIME IT HAPPENED..



## DEFENSE

### INTERCEPTED PASS RETURNED FOR A TOUCHDOWN

By Jaguars — Jalen Ramsey (30 yards) vs. Tennessee, 12/24/16  
By Opponents — Rafael Bush of Detroit (39 yards), 11/20/16

### FUMBLE RETURNED FOR A TOUCHDOWN

By Jaguars — Dante Fowler Jr. at Houston (53 yards), 9/10/17  
By Opponents — Wesley Woodyard of Tennessee (3 yards), 12/6/15

### TWO FORCED FUMBLES

By Jaguars — Yannick Ngakoue at Houston, 9/10/17  
By Opponents — John Abraham of Atlanta, 12/15/11

### TWO SACKS

By Jaguars — C. Campbell (4.0) & Y.Ngakoue (2.0) at Houston, 9/10/17  
By Opponents — Marcell Dareus of Buffalo (2.0), 11/27/16

### THREE SACKS

By Jaguars — Calais Campbell at Houston (4.0), 9/10/17  
By Opponents — W. Mercilus (3.5) & J. Watt of Houston (3.0), 1/3/16

### FOUR SACKS

By Jaguars — Calais Campbell at Houston (4.0), 9/10/17  
By Opponents — Ryan Kerrigan of Washington (4.0), 9/14/14

### ONE INTERCEPTION

By Jaguars — Telvin Smith vs. Tennessee, 9/17/17  
By Opponents — D. Searcy & C. Riley of Tennessee, 9/17/17

### TWO INTERCEPTIONS

By Jaguars — Davon House at Baltimore, 11/15/15  
By Opponents — Casey Hayward of San Diego, 9/18/16

### SAFETY

By Jaguars — Holding penalty on Dallas' K. Wilber enforced in the end zone, 11/9/14  
By Opponents — J.J. Watt of Houston (Sacked QB B. Bortles in the end zone), 12/29/14

### FOUR PASSES DEFENSED

By Jaguars — Jalen Ramsey vs. Tennessee, 12/24/16  
By Opponents — Johnathan Joseph of Houston, 1/3/16



## SPECIAL TEAMS

### FIVE FIELD GOALS

By Jaguars — Josh Scobee at Buffalo, 10/10/10  
By Opponents — Jeff Reed of Pittsburgh, 12/1/02 (six field goals)

### 55-YARD FIELD GOAL

By Jaguars — Jason Myers vs. Tennessee (56 yards), 12/24/16  
By Opponents — Blair Walsh of Minnesota (55 yards), 9/9/12

### 50-YARD FIELD GOAL

By Jaguars — Jason Myers vs. Tennessee (50 & 56 yards), 12/24/16  
By Opponents — Cairo Santos of Kansas City (51 yards), 11/6/16

### KICKOFF RETURN FOR A TOUCHDOWN

By Jaguars — Marqise Lee at Houston (100 yards), 12/18/16  
By Opponents — Tyjaun Hagler of Indianapolis (41 yards), 12/19/10

### PUNT RETURN FOR A TOUCHDOWN

By Jaguars — Rashad Greene Sr. (73 yards) vs. Indianapolis, 12/13/15  
By Opponents — Andre Roberts of Detroit (55 yards), 11/20/16

### BLOCKED FIELD GOAL ATTEMPT

By Jaguars — Tyson Alualu at New Orleans (Kai Forbath), 9/27/15  
By Opponents — Linval Joseph of Minnesota (Jason Myers), 12/11/16

### BLOCKED FIELD GOAL RETURNED FOR A TOUCHDOWN

By Jaguars — Chris Hudson (58 yards) vs. Pittsburgh, 9/22/97  
By Opponents — Antrel Rolle of Arizona (83 yards), 9/20/09

### BLOCKED PUNT RETURNED FOR A TOUCHDOWN

By Jaguars — Mike Harris (19 yards) at Tennessee, 12/30/12  
By Opponents — Kamar Aiken of Baltimore (11 yards), 12/14/14

### BLOCKED PUNT

By Jaguars — Dan Skuta at Indianapolis (Pat McAfee), 1/1/17  
By Opponents — Darian Stewart of Baltimore (Bryan Anger), 12/14/14

### BLOCKED EXTRA POINT

By Jaguars — Tony Brackens vs. Cincinnati (Doug Pelfrey), 10/5/97  
By Opponents — Bernard Pollard of Tennessee (Josh Scobee), 12/22/13

### MISSED EXTRA POINT

By Jaguars — Jason Myers at Houston, 9/10/17  
By Opponents — Kai Forbath of Minnesota, 12/11/16

### TWO-POINT CONVERSION MADE

By Jaguars — B. Bortles pass to A.Robinson vs. Houston, 11/13/16  
By Opponents — L. McCoy of Buffalo run, 11/27/16

### TWO-POINT CONVERSION FAILED

By Jaguars — Blake Bortles at New Orleans (pass failed), 12/27/15  
By Opponents — Joe Flacco of Baltimore (pass failed), 11/15/15

### RECOVERED OWN ONSIDE KICK

By Jaguars — at Baltimore (J. Cyprien), 12/14/14  
By Opponents — vs. Houston (Q. Demps), 12/27/11

# 2017 JAGUARS STATISTICS

## Jacksonville Jaguars / Week 2 / Through Sunday, September 17, 2017 / Regular Season

### Won 1, Lost 1

9/10/2017 W 29- 7 at Houston Texans  
 9/17/2017 L 16- 37 Tennessee Titans

	Jacksonville	Opponent
<b>Total First Downs</b>	<b>39</b>	<b>44</b>
Rushing	13	16
Passing	21	20
Penalty	5	8
3rd Down: Made/Att	9/25	11/25
3rd Down Pct.	36.0%	44.0%
4th Down: Made/Att	1/1	0/1
4th Down Pct.	100.0%	0.0%
<b>Possession Avg.</b>	<b>29:40</b>	<b>30:21</b>
<b>Total Net Yards</b>	<b>590</b>	<b>593</b>
Avg. Per Game	295.0	296.5
Total Plays	121	133
Avg. Per Play	4.9	4.5
<b>Net Yards Rushing</b>	<b>254</b>	<b>272</b>
Avg. Per Game	127.0	136.0
Total Rushes	64	59
<b>Net Yards Passing</b>	<b>336</b>	<b>321</b>
Avg. Per Game	168.0	160.5
Sacked/Yards Lost	2/12	11/58
Gross Yards	348	379
Attempts/Completions	55/31	63/34
Completion Pct.	56.4%	54.0%
Had Intercepted	2	2
<b>Punts/Average</b>	<b>9/48.1</b>	<b>8/42.6</b>
<b>Net Punting Avg.</b>	<b>37.4</b>	<b>41.3</b>
<b>Penalties/Yards</b>	<b>20/188</b>	<b>16/164</b>
<b>Fumbles/Ball Lost</b>	<b>3/1</b>	<b>3/3</b>
<b>Touchdowns</b>	<b>5</b>	<b>5</b>
Rushing	2	3
Passing	2	2
Returns	1	0

Score By Periods	Q1	Q2	Q3	Q4	OT	Pts
Team	6	16	7	16	0	45
Opponents	3	3	24	14	0	44

Scoring	TD	Ru	Pa	Rt	PAT	FG	2Pt	Pts
J.Myers	0	0	0	0	3/4	4/5	0	15
L.Fournette	2	2	0	0	0/0	0/0	0	12
D.Fowler	1	0	0	1	0/0	0/0	0	6
T.Bohanon	1	0	1	0	0/0	0/0	0	6
A.Hurns	1	0	1	0	0/0	0/0	0	6
<b>Team</b>	<b>5</b>	<b>2</b>	<b>2</b>	<b>1</b>	<b>3/4</b>	<b>4/5</b>	<b>0</b>	<b>45</b>
<b>Opponents</b>	<b>5</b>	<b>3</b>	<b>2</b>	<b>0</b>	<b>5/5</b>	<b>3/3</b>	<b>0</b>	<b>44</b>

2-Pt. Conversions: Team 0/ 1, Opponents: 0/ 0  
 Sacks: C.Campbell 4.0, Y.Ngakoue 2.0, L.McCray 1.5, M.Jackson 1.0, D.Fowler 1.0, M.Jack 1.0, A.Jones 0.5 **Team: 11.0, Opponents: 2.0**

Rushing	No.	Yds	Avg	Long	TD
L.Fournette	40	140	3.5	17	2
C.Ivory	15	59	3.9	17	0
B.Bortles	7	42	6.0	15	0
C.Grant	1	13	13.0	13	0
T.Bohanon	1	0	0.0	0	0
<b>Team</b>	<b>64</b>	<b>254</b>	<b>4.0</b>	<b>17</b>	<b>2</b>
<b>Opponents</b>	<b>59</b>	<b>272</b>	<b>4.6</b>	<b>17t</b>	<b>3</b>

Receiving	No.	Yds	Avg	Long	TD
A.Hurns	9	124	13.8	20	1
M.Lee	7	76	10.9	19	0
L.Fournette	5	45	9.0	12	0
C.Ivory	4	42	10.5	29	0
K.Cole	2	13	6.5	11	0
J.O'Shaughnessy	1	18	18.0	18	0
A.Robinson	1	17	17.0	17	0
A.Benn	1	12	12.0	12	0
T.Bohanon	1	1	1.0	1t	1
B.Koyack	0	0	0	0	0
M.Lewis	0	0	0	0	0
<b>Team</b>	<b>31</b>	<b>348</b>	<b>11.2</b>	<b>29</b>	<b>2</b>
<b>Opponents</b>	<b>34</b>	<b>379</b>	<b>11.1</b>	<b>42</b>	<b>2</b>

Interceptions	No.	Yds	Avg	Long	TD
T.Gipson	1	67	67.0	67	0
T.Smith	1	2	2.0	2	0
<b>Team</b>	<b>2</b>	<b>69</b>	<b>34.5</b>	<b>67</b>	<b>0</b>
<b>Opponents</b>	<b>2</b>	<b>10</b>	<b>5.0</b>	<b>8</b>	<b>0</b>

Punting	No	Yds	Avg	Net	TB	In	Lg	B
B.Nortman	9	433	48.1	37.4	1	1	61	0
<b>Team</b>	<b>9</b>	<b>433</b>	<b>48.1</b>	<b>37.4</b>	<b>1</b>	<b>1</b>	<b>61</b>	<b>0</b>
<b>Opponents</b>	<b>8</b>	<b>341</b>	<b>42.6</b>	<b>41.3</b>	<b>0</b>	<b>2</b>	<b>54</b>	<b>0</b>

Punt Returns	Ret	FC	Yds	Avg	Long	TD
M.Lee	2	3	11	5.5	7	0
<b>Team</b>	<b>2</b>	<b>3</b>	<b>11</b>	<b>5.5</b>	<b>7</b>	<b>0</b>
<b>Opponents</b>	<b>3</b>	<b>3</b>	<b>76</b>	<b>25.3</b>	<b>46</b>	<b>0</b>

Kickoff Returns	No.	Yds	Avg	Long	TD
C.Grant	3	74	24.7	28	0
K.Cole	1	14	14.0	14	0
<b>Team</b>	<b>4</b>	<b>88</b>	<b>22.0</b>	<b>28</b>	<b>0</b>
<b>Opponents</b>	<b>3</b>	<b>46</b>	<b>15.3</b>	<b>24</b>	<b>0</b>

Field Goals	1-19	20-29	30-39	40-49	50+
J.Myers	0/ 0	1/ 1	1/ 2	2/ 2	0/ 0
<b>Team</b>	<b>0/ 0</b>	<b>1/ 1</b>	<b>1/ 2</b>	<b>2/ 2</b>	<b>0/ 0</b>
<b>Opponents</b>	<b>0/ 0</b>	<b>1/ 1</b>	<b>0/ 0</b>	<b>2/ 2</b>	<b>0/ 0</b>

Fumbles Lost: B.Bortles 1 **Total: 1**  
 Opponent Fumble Recoveries: A.Jones 1, D.Fowler 1, Y.Ngakoue 1 **Total: 3**

Passing	Att	Cmp	Yds	Cmp%	Yds/Att	TD	TD%	Int	Int%	Long	Sack	Lost	Rating
B.Bortles	55	31	348	56.4%	6.3	2	3.6%	2	3.6%	29	2/	12	72.4
<b>Team</b>	<b>55</b>	<b>31</b>	<b>348</b>	<b>56.4%</b>	<b>6.3</b>	<b>2</b>	<b>3.6%</b>	<b>2</b>	<b>3.6%</b>	<b>29</b>	<b>2/</b>	<b>12</b>	<b>72.4</b>
<b>Opponents</b>	<b>63</b>	<b>34</b>	<b>379</b>	<b>54.0%</b>	<b>6.0</b>	<b>2</b>	<b>3.2%</b>	<b>2</b>	<b>3.2%</b>	<b>42</b>	<b>11/</b>	<b>58</b>	<b>69.5</b>

# 2017 RAVENS STATISTICS

## Baltimore Ravens / Week 2 / Through Sunday, September 17, 2017 / Regular Season

Won 2, Lost 0

9/10/2017 W 20- 0  
9/17/2017 W 24- 10

at Cincinnati Bengals  
Cleveland Browns

	Baltimore	Opponent						
<b>Total First Downs</b>	<b>41</b>	<b>34</b>						
Rushing	15	9						
Passing	21	20						
Penalty	5	5						
3rd Down: Made/Att	10/25	6/25						
3rd Down Pct.	40.0%	24.0%						
4th Down: Made/Att	0/0	1/3						
4th Down Pct.	0.0	33.3%						
<b>Possession Avg.</b>	<b>33:42</b>	<b>26:18</b>						
<b>Total Net Yards</b>	<b>605</b>	<b>607</b>						
Avg. Per Game	302.5	303.5						
Total Plays	128	124						
Avg. Per Play	4.7	4.9						
<b>Net Yards Rushing</b>	<b>293</b>	<b>170</b>						
Avg. Per Game	146.5	85.0						
Total Rushes	74	43						
<b>Net Yards Passing</b>	<b>312</b>	<b>437</b>						
Avg. Per Game	156.0	218.5						
Sacked/Yards Lost	3/26	8/33						
Gross Yards	338	470						
Attempts/Completions	51/34	73/36						
Completion Pct.	66.7%	49.3%						
Had Intercepted	2	8						
<b>Punts/Average</b>	<b>11/44.1</b>	<b>9/46.8</b>						
<b>Net Punting Avg.</b>	<b>41.0</b>	<b>42.1</b>						
<b>Penalties/Yards</b>	<b>18/130</b>	<b>20/131</b>						
<b>Fumbles/Ball Lost</b>	<b>2/1</b>	<b>3/2</b>						
<b>Touchdowns</b>	<b>5</b>	<b>1</b>						
Rushing	2	0						
Passing	3	1						
Returns	0	0						
<b>Score By Periods</b>	<b>Q1</b>	<b>Q2</b>	<b>Q3</b>	<b>Q4</b>	<b>OT</b>	<b>Pts</b>		
Team	10	28	3	3	0	44		
Opponents	0	7	3	0	0	10		
<b>Scoring</b>	<b>TD</b>	<b>Ru</b>	<b>Pa</b>	<b>Rt</b>	<b>PAT</b>	<b>FG</b>	<b>2Pt</b>	<b>Pts</b>
J.Tucker	0	0	0	0	5/5	3/4	0	14
T.West	2	2	0	0	0/0	0/0	0	12
J.Maclin	2	0	2	0	0/0	0/0	0	12
J.Allen	1	0	1	0	0/0	0/0	0	6
<b>Team</b>	<b>5</b>	<b>2</b>	<b>3</b>	<b>0</b>	<b>5/5</b>	<b>3/4</b>	<b>0</b>	<b>44</b>
<b>Opponents</b>	<b>1</b>	<b>0</b>	<b>1</b>	<b>0</b>	<b>1/1</b>	<b>1/1</b>	<b>0</b>	<b>10</b>

2-Pt. Conversions: Team 0/ 0, Opponents: 0/ 0

Sacks: T.Suggs 3.0, Z.Smith 1.0, M.Pierce 1.0, T.Bowser 1.0, P.Onwuasor 1.0, T.Jefferson 1.0 **Team: 8.0, Opponents: 3.0**

Rushing	No.	Yds	Avg	Long	TD
J.Allen	35	137	3.9	37	0
T.West	27	102	3.8	12	2
A.Collins	7	42	6.0	16	0
M.Campanaro	2	7	3.5	5	0
D.Woodhead	1	4	4.0	4	0
M.Williams	1	2	2.0	2	0
J.Flacco	1	-1	-1.0	-1	0
<b>Team</b>	<b>74</b>	<b>293</b>	<b>4.0</b>	<b>37</b>	<b>2</b>
<b>Opponents</b>	<b>43</b>	<b>170</b>	<b>4.0</b>	<b>23</b>	<b>0</b>

Receiving	No.	Yds	Avg	Long	TD
B.Watson	8	91	11.4	23	0
J.Maclin	6	87	14.5	48t	2
J.Allen	5	35	7.0	11	1
M.Williams	5	26	5.2	13	0
D.Woodhead	3	33	11.0	13	0
T.West	2	23	11.5	15	0
N.Boyle	2	23	11.5	14	0
M.Wallace	2	15	7.5	8	0
B.Perriman	1	5	5.0	5	0
<b>Team</b>	<b>34</b>	<b>338</b>	<b>9.9</b>	<b>48t</b>	<b>3</b>
<b>Opponents</b>	<b>36</b>	<b>470</b>	<b>13.1</b>	<b>49</b>	<b>1</b>

Interceptions	No.	Yds	Avg	Long	TD
B.Carr	2	24	12.0	20	0
L.Webb	2	10	5.0	10	0
C.Mosley	1	31	31.0	31	0
T.Bowser	1	27	27.0	27	0
J.Smith	1	8	8.0	8	0
E.Weddle	1	2	2.0	2	0
<b>Team</b>	<b>8</b>	<b>102</b>	<b>12.8</b>	<b>31</b>	<b>0</b>
<b>Opponents</b>	<b>2</b>	<b>0</b>	<b>0.0</b>	<b>0</b>	<b>0</b>

Punting	No	Yds	Avg	Net	TB	In	Lg	B
S.Koch	11	485	44.1	41.0	1	6	63	0
<b>Team</b>	<b>11</b>	<b>485</b>	<b>44.1</b>	<b>41.0</b>	<b>1</b>	<b>6</b>	<b>63</b>	<b>0</b>
<b>Opponents</b>	<b>9</b>	<b>421</b>	<b>46.8</b>	<b>42.1</b>	<b>0</b>	<b>1</b>	<b>67</b>	<b>0</b>

Punt Returns	Ret	FC	Yds	Avg	Long	TD
M.Campanaro	6	1	42	7.0	15	0
L.Webb	0	1	0	0	0	0
<b>Team</b>	<b>6</b>	<b>2</b>	<b>42</b>	<b>7.0</b>	<b>15</b>	<b>0</b>
<b>Opponents</b>	<b>4</b>	<b>3</b>	<b>14</b>	<b>3.5</b>	<b>12</b>	<b>0</b>

Kickoff Returns	No.	Yds	Avg	Long	TD
<b>Opponents</b>	<b>2</b>	<b>29</b>	<b>14.5</b>	<b>18</b>	<b>0</b>

Field Goals	1-19	20-29	30-39	40-49	50+
J.Tucker	0/ 0	3/ 3	0/ 0	0/ 0	0/ 1
<b>Team</b>	<b>0/ 0</b>	<b>3/ 3</b>	<b>0/ 0</b>	<b>0/ 0</b>	<b>0/ 1</b>
<b>Opponents</b>	<b>0/ 0</b>	<b>0/ 0</b>	<b>1/ 1</b>	<b>0/ 0</b>	<b>0/ 0</b>

Fumbles Lost: A.Collins 1 **Total: 1**

Opponent Fumble Recoveries: M.Judon 1, M.Pierce 1 **Total: 2**

Passing	Att	Cmp	Yds	Cmp%	Yds/Att	TD	TD%	Int	Int%	Long	Sack	Lost	Rating
J.Flacco	51	34	338	66.7%	6.6	3	5.9%	2	3.9%	48t	3/	26	88.5
<b>Team</b>	<b>51</b>	<b>34</b>	<b>338</b>	<b>66.7%</b>	<b>6.6</b>	<b>3</b>	<b>5.9%</b>	<b>2</b>	<b>3.9%</b>	<b>48t</b>	<b>3/</b>	<b>26</b>	<b>88.5</b>
<b>Opponents</b>	<b>73</b>	<b>36</b>	<b>470</b>	<b>49.3%</b>	<b>6.4</b>	<b>1</b>	<b>1.4%</b>	<b>8</b>	<b>11.0%</b>	<b>49</b>	<b>8/</b>	<b>33</b>	<b>35.0</b>



**ROSTER INFORMATION**  
**REGULAR SEASON WEEK 3 VS. BALTIMORE**

# JAGUARS 2017 ALPHABETICAL ROSTER

NO	NAME	POS	HT	WT	DOB	AGE	EXP	COLLEGE	HOMETOWN	HOW ACQ
99	Ankou, Eli	DT	6-3	325	6/8/94	23	R	UCLA	Ottawa, Ontario, Can	W (Hou.)-'17
17	Benn, Arrelious	WR	6-2	228	9/8/88	29	7	Illinois	Washington, D.C.	FA-'16
96	Bennett, Michael	DT	6-2	287	2/24/93	24	3	Ohio State	Centerville, Ohio	D6-'15
40	Bohanon, Tommy	FB	6-1	246	9/10/90	27	4	Wake Forest	Fort Myers, Fla.	FA-'17
5	Bortles, Blake	QB	6-5	236	4/28/92	25	4	Central Florida	Oviedo, Fla.	D1-'14
21	Bouye, A.J.	CB	6-0	191	8/16/91	26	5	Central Florida	Tucker, Ga.	UFA (Hou.)-'17
53	Brown, Blair	LB	6-0	238	5/27/94	23	R	Ohio	Moreno Valley, Calif.	D5-'17
93	Campbell, Calais	DL	6-8	300	9/1/86	31	10	Miami (Fla.)	Aurora, Co.	UFA (Ari.)-'17
60	Cann, A.J.	OL	6-3	315	10/3/91	25	3	South Carolina	Bamberg, S.C.	D3-'15
42	Church, Barry	S	6-2	218	2/11/88	29	8	Toledo	Pittsburgh, Pa.	UFA (Dal.)-'17
84	Cole, Keelan	WR	6-1	194	4/20/93	24	R	Kentucky Wesleyan	Louisville, Ky.	FA-'17
22	Colvin, Aaron	CB	6-0	193	10/2/91	25	4	Oklahoma	Tulsa, Okla.	D4-'14
92	Day, Sheldon	DT	6-1	294	7/1/94	23	2	Notre Dame	Indianapolis, Ind.	D4-'16
27	Fournette, Leonard	RB	6-0	228	1/18/95	22	R	Louisiana State	New Orleans, La.	D1-'17
56	Fowler Jr., Dante	DE	6-3	255	8/3/94	23	3	Florida	St. Petersburg, Fla.	D1-'15
39	Gipson, Tashaun	S	5-11	212	8/7/90	27	6	Wyoming	Dallas, Texas	UFA (Cle.)-'16
30	Grant, Corey	RB	5-11	203	12/19/91	25	3	Auburn	Opelika, Ala.	FA-'15
7	Henne, Chad	QB	6-3	222	7/2/85	32	10	Michigan	Wyomissing, Pa.	UFA (Mia.)-'12
88	Hurns, Allen	WR	6-3	201	11/12/91	25	4	Miami (Fla.)	Miami, Fla.	FA-'14
33	Ivory, Chris	RB	6-0	223	3/22/88	29	8	Tiffin	Longview, Texas	UFA (NYJ)-'16
44	Jack, Myles	LB	6-1	244	9/3/95	22	2	UCLA	Scottsdale, Ariz.	D2-'16
97	Jackson, Malik	DL	6-5	290	1/11/90	27	6	Tennessee	Van Nuys, Calif.	UFA (Den.)-'16
95	Jones, Abry	DT	6-4	318	9/8/91	26	5	Georgia	Warner Robins, Ga.	FA-'13
83	Koyack, Ben	TE	6-5	258	4/9/93	24	2	Notre Dame	Oil City, Pa.	D7-'15
11	Lee, Marqise	WR	6-0	196	11/25/91	25	4	Southern California	Inglewood, Calif.	D2-'14
89	Lewis, Mercedes	TE	6-6	267	5/19/84	33	12	UCLA	Long Beach, Calif.	D1-'06
65	Linder, Brandon	OL	6-6	315	1/25/92	25	4	Miami (Fla.)	Southwest Ranches, Fla.	D3-'14
19	McCaffrey, Max	WR	6-2	200	5/17/94	23	1	Duke	Highlands Ranch, Co.	PS (N.O.)-'17
55	McCray, Lerentee	LB	6-3	249	8/26/90	27	5	Florida	Ocala, Fla.	UFA (Buf.)-'17
2	Myers, Jason	K	5-10	190	5/12/91	26	3	Marist	Chula Vista, Calif.	FA-'15
31	Myrick, Jalen	CB	5-11	200	2/27/95	22	R	Minnesota	Bloomington, Ga.	D7a-'17
4	Nassib, Ryan	QB	6-2	223	3/10/90	27	5	Syracuse	West Chester, Pa.	FA-'17
91	Ngakoue, Yannick	DE	6-2	246	3/31/95	22	2	Maryland	Bowie, Md.	D3-'16
3	Nortman, Brad	P	6-2	214	9/12/89	28	6	Wisconsin	Brookfield, Wis.	UFA (Car.)-'16
77	Onameh, Patrick	OL	6-4	327	12/29/89	27	5	Michigan	Columbus, Ohio	FA-'16
80	O'Shaughnessy, James	TE	6-4	245	1/14/92	25	3	Illinois State	Naperville, Ill.	W (N.E.)-'17
43	Overton, Matt	LS	6-1	243	7/6/85	32	6	Western Washington	San Leandro, Calif	FA-'17
78	Parnell, Jermey	OL	6-6	326	7/20/86	31	7	Mississippi	Blytheville, Ark.	UFA (Dal.)-'15
23	Patmon, Tyler	CB	5-10	188	1/26/91	26	3	Oklahoma State	Round Rock, Texas	FA-'17
52	Payne, Donald	LB	5-11	217	7/12/94	23	R	Stetson University	Fayetteville, Ga.	W (Bal.)-'17
29	Pitts, Lafayette	CB	5-11	195	9/24/92	24	2	Pittsburgh	Duquesne, Pa.	W (Mia.)-'17
75	Poehls, William	OL	6-8	344	11/27/91	25	1	Montana	Chandler, Ariz.	W (Chi.)-'17
51	Posluszny, Paul	LB	6-2	232	10/10/84	32	11	Penn State	Aliquippa, Pa.	UFA (Buf.)-'11
20	Ramsey, Jalen	CB	6-1	208	10/24/94	22	2	Florida State	Smyrna, Tenn.	D1-'16
74	Robinson, Cam	OL	6-6	320	10/9/95	21	R	Alabama	Monroe, La.	D2-'17
69	Shatley, Tyler	OL	6-3	310	5/5/91	26	3	Clemson	Icard, N.C.	FA-'14
50	Smith, Telvin	LB	6-3	215	4/11/91	26	4	Florida State	Valdosta, Ga.	D5a-'14
94	Smoot, Dawuane	DE	6-3	264	3/2/95	22	R	Illinois	Groveport, Ohio	D3-'17
25	Thompson, Peyton	S	5-10	184	9/26/90	26	3	San Jose State	Sacramento, Calif.	FA-'14
73	Walker, Josh	OL	6-5	330	6/2/91	26	3	Middle Tennessee State	Spring City, Ten.	FA-'17
72	Wells, Josh	OL	6-6	306	2/14/91	26	3	James Madison	Mechanicsville, Va.	FA-'14
26	Wilson, Jarrod	S	6-2	210	2/9/94	23	2	Michigan	Akron, Ohio	FA-'16
24	Yeldon, T.J.	RB	6-1	223	10/2/93	23	3	Alabama	Daphne, Ala.	D2-'15

Head Coach: Doug Marrone

Assistants: Joe DeCamillis (Special Teams Coordinator), Nathaniel Hackett (Offensive Coordinator), Tom Myslinski (Strength and Conditioning Coordinator), Todd Wash (Defensive Coordinator), Mark Collins (Linebackers Coach), Joe Danna (Assistant Secondary Coach), John Donovan (Offensive Quality Control Coach), Perry Fewell (Secondary Coach), Pat Flaherty (Offensive Line Coach), Marion Hobby (Defensive Line Coach), Jess Langvardt (Strength and Conditioning Associate), Mike Mallory (Assistant Special Teams Coordinator), Keenan McCardell (Wide Receivers Coach), Ron Middleton (Tight Ends/Assistant Special Teams Coach), Scott Milanovich (Quarterbacks Coach), Eric Price (Offense-Research), Jason Rebrovich (Assistant Defensive Line Coach), Mike Rutenberg (Defensive Assistant), Cedric Scott (Assistant Strength and Conditioning Coach), Tony Sparano Jr. (Assistant Offensive Line Coach), Tyrone Wheatley (Running Backs Coach).



# JAGUARS 2017 NUMERICAL ROSTER

9/19/2017

NO	NAME	POS	HT	WT	DOB	AGE	EXP	COLLEGE	HOMETOWN	HOW ACQ
2	Jason Myers	K	5-10	190	5/12/91	26	3	Marist	Chula Vista, Calif.	FA-'15
3	Brad Nortman	P	6-2	214	9/12/89	28	6	Wisconsin	Brookfield, Wis.	UFA (Car.)-'16
4	Ryan Nassib	QB	6-2	223	3/10/90	27	5	Syracuse	West Chester, Pa.	FA-'17
5	Blake Bortles	QB	6-5	236	4/28/92	25	4	Central Florida	Oviedo, Fla.	D1-'14
7	Chad Henne	QB	6-3	222	7/2/85	32	10	Michigan	Wyomissing, Pa.	UFA (Mia.)-'12
11	Marqise Lee	WR	6-0	196	11/25/91	25	4	Southern California	Inglewood, Calif.	D2-'14
17	Arrelious Benn	WR	6-2	228	9/8/88	29	7	Illinois	Washington, D.C.	FA-'16
19	Max McCaffrey	WR	6-2	200	5/17/94	23	1	Duke	Highlands Ranch, Co.	PS (N.O.)-'17
20	Jalen Ramsey	CB	6-1	208	10/24/94	22	2	Florida State	Smyrna, Tenn.	D1-'16
21	A.J. Bouye	CB	6-0	191	8/16/91	26	5	Central Florida	Tucker, Ga.	UFA (Hou.)-'17
22	Aaron Colvin	CB	6-0	193	10/2/91	25	4	Oklahoma	Tulsa, Okla.	D4-'14
23	Tyler Patmon	CB	5-10	188	1/26/1991	26	3	Oklahoma State	Round Rock, Texas	FA-'17
24	T.J. Yeldon	RB	6-1	223	10/2/93	23	3	Alabama	Daphne, Ala.	D2-'15
25	Peyton Thompson	S	5-10	184	9/26/90	26	3	San Jose State	Sacramento, Calif.	FA-'14
26	Jarrod Wilson	S	6-2	210	1/23/94	23	2	Michigan	Akron, Ohio	FA-'16
27	Leonard Fournette	RB	6-0	228	1/18/95	22	R	Louisiana State	New Orleans, La.	D1-'17
29	Lafayette Pitts	CB	5-11	195	9/24/92	24	2	Pittsburgh	Duquesne, Pa.	W (Mia.)-'17
30	Corey Grant	RB	5-11	203	12/19/91	25	3	Auburn	Opelika, Ala.	FA-'15
31	Jalen Myrick	CB	5-11	200	2/27/95	22	R	Minnesota	Bloomington, Ga.	D7a-'17
33	Chris Ivory	RB	6-0	223	3/22/88	29	8	Tiffin	Longview, Texas	UFA (NYJ.)-'16
39	Tashaun Gipson	S	5-11	212	8/7/90	27	6	Wyoming	Dallas, Texas	UFA (Cle.)-'16
40	Tommy Bohanon	FB	6-1	246	9/10/90	27	4	Wake Forest	Fort Myers, Fla.	FA-'17
42	Barry Church	S	6-2	218	2/11/88	29	8	Toledo	Pittsburgh, Pa.	UFA (Dal.)-'17
43	Matt Overton	LS	6-1	243	7/6/85	32	6	Western Washington	San Leandro, Calif.	FA-'17
44	Myles Jack	LB	6-1	244	9/3/95	22	2	UCLA	Scottsdale, Ariz.	D2-'16
50	Telvin Smith	LB	6-3	215	4/11/91	26	4	Florida State	Valdosta, Ga.	D5a-'14
51	Paul Posluszny	LB	6-2	232	10/10/84	32	11	Penn State	Aliquippa, Pa.	UFA (Buf.)-'11
52	Donald Payne	LB	5-11	217	7/12/94	23	R	Stetson University	Fayetteville, Ga.	W (Bal.)-'17
53	Blair Brown	LB	6-0	238	5/27/94	23	R	Ohio	Moreno Valley, Calif.	D5-'17
55	Lerentee McCray	LB	6-3	249	8/26/90	27	5	Florida	Ocala, Fl.	UFA (Buf.)-'17
56	Dante Fowler Jr.	DE	6-3	255	8/3/94	23	3	Florida	St. Petersburg, Fla.	D1-'15
60	A.J. Cann	OL	6-3	325	10/3/91	25	3	South Carolina	Bamberg, S.C.	D3-'15
65	Brandon Linder	OL	6-6	315	1/25/92	25	4	Miami (Fla.)	Southwest Ranches, Fla.	D3-'14
69	Tyler Shatley	OL	6-3	310	5/5/91	26	3	Clemson	Icard, N.C.	FA-'14
72	Josh Wells	OL	6-6	306	2/14/91	26	3	James Madison	Mechanicsville, Va.	FA-'14
73	Josh Walker	OL	6-5	330	6/2/91	26	3	Middle Tennessee State	Spring City, Ten.	FA-'17
74	Cam Robinson	OL	6-6	320	10/9/95	21	R	Alabama	Monroe, La.	D2-'17
75	William Poehls	OL	6-8	344	11/27/91	25	1	Montana	Chandler, Ariz.	W (Chi.)-'17
77	Patrick Onameh	OL	6-4	327	12/29/89	27	5	Michigan	Columbus, Ohio	FA-'16
78	Jermey Parnell	OL	6-6	326	7/20/86	31	7	Mississippi	Blytheville, Ark.	UFA (Dal.)-'15
80	James O'Shaughnessy	TE	6-4	245	1/14/1992	25	3	Illinois State	Naperville, Ill.	W (N.E.)-'17
83	Ben Koyack	TE	6-5	258	4/9/93	24	2	Notre Dame	Oil City, Pa.	D7-'15
84	Keelan Cole	WR	6-1	194	4/20/93	24	R	Kentucky Wesleyan	Louisville, Ky.	FA-'17
88	Allen Hurns	WR	6-3	201	11/12/91	25	4	Miami (Fla.)	Miami, Fla.	FA-'14
89	Marcedes Lewis	TE	6-6	267	5/19/84	33	12	UCLA	Long Beach, Calif.	D1-'06
91	Yannick Ngakoue	DE	6-2	246	3/31/95	22	2	Maryland	Bowie, Md.	D3-'16
92	Sheldon Day	DT	6-1	294	7/1/94	23	2	Notre Dame	Indianapolis, Ind.	D4-'16
93	Calais Campbell	DL	6-8	300	9/1/86	31	10	Miami (Fla.)	Aurora, Co.	UFA (Ari.)-'17
94	Dawuane Smoot	DE	6-3	264	3/2/95	22	R	Illinois	Groveport, Ohio	D3-'17
95	Abry Jones	DT	6-4	318	9/8/91	26	5	Georgia	Warner Robins, Ga.	FA-'13
96	Michael Bennett	DT	6-2	287	2/24/93	24	3	Ohio State	Centerville, Ohio	D6-'15
97	Malik Jackson	DL	6-5	290	1/11/90	27	6	Tennessee	Van Nuys, Calif.	UFA (Den.)-'16
99	Eli Ankou	DT	6-3	325	6/8/94	23	R	UCLA	Ottawa, Ontario, Can	W (Hou.)-'17

## Practice Squad

18	Larry Pinkard	WR	6-0	196	2/25/92	25	1	Old Dominion	Washington, D.C.	P.S. -'17
34	Raysean Pringle	CB	6-0	191	8/31/93	24	R	Southern Utah	Oakland, Calif.	P.S. -'17
41	Tim Cook	RB	6-0	242	4/29/94	23	R	Oregon State	Pine Bluff, Ark.	P.S. -'17
59	Carroll Phillips	DE	6-3	242	9/2/92	25	R	Illinois	Miami, Fla.	P.S. -'17
64	Chris Reed	OL	6-5	310	7/22/92	25	2	Minnesota State	Omaha, Neb.	P.S. -'17
76	Jeremiah Poutasi	OL	6-5	330	8/7/94	23	2	Utah	Daly City, Calif.	P.S. -'17
79	Hunter Dimick	DE	6-3	268	10/29/93	23	R	Utah	Syracuse, Utah	P.S. -'17
85	Jaydon Mickens	WR	5-11	170	4/21/94	23	1	Washington	Los Angeles, Calif.	P.S. -'17
86	David Grinnage	TE	6-5	265	2/24/94	23	1	North Carolina State	Newark, De.	P.S. -'17
90	Darius Kilgo	DT	6-3	319	12/14/91	25	3	Maryland	Washington, D.C.	P.S. -'17

# JAGUARS BY EXPERIENCE

NO	NAME	POS	HT	WT	DOB	AGE	EXP	COLLEGE	HOMETOWN
<b>12th Year (1)</b>									
89	Lewis, Marcedes	TE	6-6	280	5/19/84	33	12	UCLA	Long Beach, Calif.
<b>11th Year (1)</b>									
51	Posluszny, Paul	LB	6-2	232	10/10/84	32	11	Penn State	Aliquippa, Pa.
<b>10th Year (2)</b>									
93	Campbell, Calais	DL	6-8	300	9/1/86	31	10	Miami (Fla.)	Aurora, Co.
7	Henne, Chad	QB	6-3	222	7/2/85	32	10	Michigan	Wyomissing, Pa.
<b>8th Year (2)</b>									
42	Church, Barry	S	6-2	218	2/11/88	29	8	Toledo	Pittsburgh, Pa.
33	Ivory, Chris	RB	6-0	223	3/22/88	29	8	Tiffin	Longview, Texas
<b>7th Year (2)</b>									
17	Benn, Arrelious	WR	6-2	228	9/8/88	29	7	Illinois	Washington, D.C.
78	Parnell, Jerme	OT	6-6	326	7/20/86	31	7	Mississippi	Blytheville, Ark.
<b>6th Year (4)</b>									
39	Gipson, Tashaun	S	5-11	212	8/7/90	27	6	Wyoming	Dallas, Texas
97	Jackson, Malik	DL	6-5	290	1/11/90	27	6	Tennessee	Van Nuys, Calif.
3	Nortman, Brad	P	6-2	214	9/12/89	28	6	Wisconsin	Brookfield, Wis.
43	Overton, Matt	LS	6-1	243	7/6/85	32	6	Western Washington	San Leandro, Calif.
<b>5th Year (5)</b>									
21	Bouye, A.J.	CB	6-0	191	8/16/91	26	5	Central Florida	Tucker, Ga.
95	Jones, Abry	DT	6-4	318	9/8/91	26	5	Georgia	Warner Robins, Ga.
55	McCray, Lerentee	LB	6-3	249	8/26/90	27	5	Florida	Ocala, Fla.
4	Nassib, Ryan	QB	6-2	223	3/10/90	27	5	Syracuse	West Chester, Pa.
77	Omameh, Patrick	OL	6-4	327	12/29/89	27	5	Michigan	Columbus, Ohio
<b>4th Year (7)</b>									
40	Bohanon, Tommy	FB	6-1	246	9/10/90	27	4	Wake Forest	Fort Myers, Fla.
5	Bortles, Blake	QB	6-5	236	4/28/92	25	4	Central Florida	Oviedo, Fla.
22	Colvin, Aaron	CB	6-0	193	10/2/91	25	4	Oklahoma	Tulsa, Okla.
88	Hurns, Allen	WR	6-3	201	11/12/91	25	4	Miami (Fla.)	Miami, Fla.
11	Lee, Marqise	WR	6-0	196	11/25/91	25	4	Southern California	Inglewood, Calif.
65	Linder, Brandon	OL	6-6	315	1/25/92	25	4	Miami (Fla.)	Southwest Ranches, Fla.
50	Smith, Telvin	LB	6-3	215	4/11/91	26	4	Florida State	Valdosta, Ga.
<b>3rd Year (11)</b>									
96	Bennett, Michael	DT	6-2	287	2/24/93	24	3	Ohio State	Centerville, Ohio
60	Cann, A.J.	OL	6-2	325	10/3/91	25	3	South Carolina	Bamberg, S.C.
56	Fowler Jr., Dante	DE	6-3	255	8/3/94	23	3	Florida	St. Petersburg, Fla.
30	Grant, Corey	RB	5-11	203	12/19/91	25	3	Auburn	Opelika, Ala.
2	Myers, Jason	K	5-10	190	5/12/91	26	3	Marist	Chula Vista, Calif.
80	O'Shaughnessy, James	TE	6-4	245	1/14/92	25	3	Illinois State	Naperville, Ill.
23	Patmon, Tyler	CB	5-10	188	1/26/91	26	3	Oklahoma State	Round Rock, Texas
69	Shatley, Tyler	OL	6-3	310	5/5/91	26	3	Clemson	Icard, N.C.
25	Thompson, Peyton	S	6-0	196	9/26/90	26	3	San Jose State	Sacramento, Calif.
73	Walker, Josh	OL	6-5	330	6/2/91	26	3	Middle Tennessee State	Spring City, Ten.
72	Wells, Josh	OL	6-6	306	2/14/91	26	3	James Madison	Mechanicsville, Va.
24	Yeldon, T.J.	RB	6-1	223	10/2/93	23	3	Alabama	Daphne, Ala.
<b>2nd Year (7)</b>									
92	Day, Sheldon	DT	6-1	294	7/1/94	23	2	Notre Dame	Indianapolis, Ind.
44	Jack, Myles	LB	6-1	244	9/3/95	22	2	UCLA	Scottsdale, Ariz.
83	Koyack, Ben	TE	6-5	258	4/9/93	24	2	Notre Dame	Oil City, Pa.
91	Ngakoue, Yannick	DE	6-2	246	3/31/95	22	2	Maryland	Bowie, Md.
29	Pitts, Lafayette	CB	5-11	195	9/24/92	24	2	Pittsburgh	Duquesne, Pa.
20	Ramsey, Jalen	CB	6-1	208	10/24/94	22	2	Florida State	Smyrna, Tenn.
26	Wilson, Jarrod	S	6-2	210	2/9/94	23	2	Michigan	Arkon, Ohio
<b>1st Year (1)</b>									
19	McCaffrey, Max	WR	6-2	200	5/17/94	23	1	Duke	Highlands Ranch, Co.
75	Poehls, William	OL	6-8	344	11/27/92	24	1	Montana	Chandler, Ariz.
<b>Rookies (9)</b>									
99	Ankou, Eli	DT	6-3	325	6/8/94	23	R	UCLA	Ottawa, Ontario, Can.
53	Brown, Blair	LB	6-0	238	5/27/94	23	R	Ohio	Moreno Valley, Calif.
84	Cole, Keelan	WR	6-1	194	4/20/93	24	R	Kentucky Wesleyan	Louisville, Ky.
27	Fournette, Leonard	RB	6-0	228	1/18/95	22	R	Louisiana State	New Orleans, La.
31	Myrick, Jalen	CB	5-11	200	2/27/95	22	R	Minnesota	Bloomington, Ga.
52	Payne, Donald	LB	5-11	217	7/12/94	23	R	Stetson University	Fayetteville, Ga.
74	Robinson, Cam	OL	6-6	320	10/9/95	21	R	Alabama	Monroe, La.
94	Smoot, Dawuane	DE	6-3	264	3/21/95	22	R	Illinois	Groveport, Ohio

# JAGUARS BY POSITION

53

## OFFENSE 25

### 3 QUARTERBACKS

NO	NAME	POS	HT	WT	EXP	COLLEGE
4	Nassib, Ryan	QB	6-2	223	5	Syracuse
5	Bortles, Blake	QB	6-5	236	4	Central Florida
7	Henne, Chad	QB	6-3	222	10	Michigan

### 5 RUNNING BACKS

24	Yeldon, T.J.	RB	6-1	223	3	Alabama
27	Fournette, Leonard	RB	6-0	228	R	Louisiana State
30	Grant, Corey	RB	5-11	203	3	Auburn
33	Ivory, Chris	RB	6-0	223	8	Tiffin
40	Bohanon, Tommy	FB	6-1	246	4	Wake Forest

### 5 WIDE RECEIVERS

11	Lee, Marqise	WR	6-0	196	4	Southern California
17	Benn, Arrelious	WR	6-2	228	7	Illinois
19	McCaffrey, Max	WR	6-2	200	1	Highlands Ranch, Co.
84	Cole, Keelan	WR	6-1	194	R	Kentucky Wesleyan
88	Hurns, Allen	WR	6-3	201	4	Miami (Fla.)

### 3 TIGHT ENDS

80	O'Shaughnessy, James	TE	6-4	245	3	Illinois State
83	Koyack, Ben	TE	6-5	258	2	Notre Dame
89	Lewis, Mercedes	TE	6-6	280	12	UCLA

### 9 OFFENSIVE LINEMEN

60	Cann, A.J.	OL	6-3	325	3	South Carolina
65	Linder, Brandon	OL	6-6	315	4	Miami (Fla.)
69	Shatley, Tyler	OL	6-3	310	3	Clemson
72	Wells, Josh	OL	6-6	306	3	James Madison
73	Walker, Josh	OL	6-5	330	3	Middle Tennessee State
74	Robinson, Cam	OL	6-6	320	R	Alabama
75	Poehls, William	OL	6-8	344	1	Montana
77	Omameh, Patrick	OL	6-4	327	5	Michigan
78	Parnell, Jerme	OL	6-6	326	7	Mississippi

## SPECIAL TEAMS 3

### 3 KICKERS/SPECIALISTS

2	Myers, Jason	K	5-10	190	3	Marist
3	Nortman, Brad	P	6-2	214	6	Wisconsin
43	Overton, Matt	LS	6-1	243	6	Western Washington

## DEFENSE 25

### 9 DEFENSIVE LINEMEN

56	Fowler, Jr., Dante	DE	6-3	255	3	Florida
91	Ngakoue, Yannick	DE	6-2	246	2	Maryland
92	Day, Sheldon	DT	6-1	294	2	Notre Dame
93	Campbell, Calais	DL	6-8	300	10	Miami (Fla.)
94	Smoot, Dawuane	DE	6-3	264	R	Illinois
95	Jones, Abry	DT	6-4	318	5	Georgia
96	Bennett, Michael	DT	6-2	287	3	Ohio State
97	Jackson, Malik	DL	6-5	290	6	Tennessee
99	Ankou, Eli	DT	6-3	325	R	UCLA

### 6 LINEBACKERS

44	Jack, Myles	LB	6-1	244	2	UCLA
50	Smith, Telvin	LB	6-3	215	4	Florida State
51	Posluszny, Paul	LB	6-2	232	11	Penn State
52	Payne, Donald	LB	5-11	217	R	Stetson University
53	Brown, Blair	LB	6-0	238	R	Ohio
55	McCray, Lerentee	LB	6-3	249	5	Florida

### 10 DEFENSIVE BACKS

20	Ramsey, Jalen	CB	6-1	208	2	Florida State
21	Bouye, A.J.	CB	6-0	191	5	Central Florida
22	Colvin, Aaron	CB	6-0	193	4	Oklahoma
23	Patmon, Tyler	CB	5-10	188	3	Oklahoma State
25	Thompson, Peyton	S	5-10	184	3	San Jose State
26	Wilson, Jarrod	S	6-2	210	2	Michigan
29	Pitts, Lafayette	CB	5-11	195	2	Pittsburgh
31	Myrick, Jalen	CB	5-11	200	R	Minnesota
39	Gipson, Tashaun	S	5-11	212	6	Wyoming
42	Church, Barry	S	6-2	218	8	Toledo

# JAGUARS HOW BUILT

	ROOKIE, VETERAN AND FIRST-YEAR FREE AGENTS (11)	UNRESTRICTED FREE AGENTS (16)	OTHER TEAM'S PRACTICE SQUAD (1)	WAIVERS (5)	COLLEGE DRAFT (20)
2006					TE Marcedes Lewis
2011		LB Paul Posluszny			
2012		QB Chad Henne			
2013	DT Abry Jones				
2014	WR Allen Hurns OL Tyler Shatley S Peyton Thompson				QB Blake Bortles WR Marqise Lee CB Aaron Colvin OL Brandon Linder LB Telvin Smith
2015	K Jason Myers RB Corey Grant	OL Jermei Parnell			DE Dante Fowler Jr. RB T.J. Yeldon OL A.J. Cann DT Michael Bennett TE Ben Koyack
2016	S Jarrod Wilson WR Arrelious Benn OL Josh Wells OL Patrick Omoreh	RB Chris Ivory DL Malik Jackson P Brad Nortman FS Tashaun Gipson			CB Jalen Ramsey LB Myles Jack DE Yannick Ngakoue DT Sheldon Day
2017	WR Keelan Cole	CB A.J. Bouye DL Calais Campbell S Barry Church LB Lerentee McCray FB Tommy Bohanon CB Tyler Patmon LS Matt Overton OL Josh Walker QB Ryan Nassib	WR Max McCaffery	DT Eli Ankou TE James O'Shaughnessy LB Donald Payne CB Lafayette Pitts OL William Poehls	RB Leonard Fournette OL Cam Robinson DE Dawuane Smoot LB Blair Brown CB Jalen Myrick

# JAGUARS 2017 ROSTER MOVES (PAGE 1)

DATE	PLAYER	TRANSACTION
January 2	BIBBS, E.J., TE	Signed to Reserve/Future contract
January 2	GRANT, Doran, DB	Signed to Reserve/Future contract
January 2	KASITATI, Nila, OL	Signed to Reserve/Future contract
January 2	KIRBY, Raphael, LB	Signed to Reserve/Future contract
January 2	SINCLAIR, Gannon, TE	Signed to Reserve/Future contract
January 2	UZDAVINIS, Arturo, OT	Signed to Reserve/Future contract
January 4	NIX, Louis, DL	Signed to Reserve/Future contract
January 9	ROBINSON, Jamal, WR	Signed to Reserve/Future contract
January 10	SHUMATE, Elijah, S	Signed to Reserve/Future contract
January 11	KELLY, Colin, OL	Signed to Reserve/Future contract
February 21	ODRICK, Jared, DL	Released
February 27	VAN ROTEN, Greg	Signed to Reserve/Future contract
March 6	HOUSE, Davon, CB	Released
March 9	THOMPSON, Peyton, S	Received exclude rights tender
March 9	ALBERT, Branden, OL	Traded from MIA
March 9	MARKS, Sen'Derrick, DL	Released
March 9	THOMAS, Julius, TE	Traded to MIA
March 10	BOUYE, A.J., CB	Signed contract (UFA - Hou.)
March 10	CAMPBELL, Calais, DL	Signed contract (UFA - Ari.)
March 10	CHURCH, Barry, S	Signed contract (UFA - Dal.)
March 10	MCCRAY, Lerentee, DE	Signed contract (UFA - Buf.)
March 11	CHARLES, Stefan, DT	Signed contract (UFA - Det.)
March 11	COLE, Audie, LB	Signed contract (UFA - Min.)
March 11	WATFORD, Earl, OL	Signed contract (UFA - Ari.)
March 12	MILLER, Roy, DT	Released
March 16	MCNARY, Josh, LB	Signed contract (UFA - Ind.)
March 23	RIVERA, Mychal, TE	Signed contract (UFA - Oak.)
March 24	GOODMAN, Malliciah, DE	Signed contract (FA)
April 11	SKUTA, Dan, LB	Released
April 11	SMITH, Chris, DE	Traded to CIN
April 17	BOHANON, Tommy, FB	Signed contract (FA)
April 17	PINKARD, Larry, WR	Signed contract (FA)
April 21	HOWARD, Tracy, CB	Claimed off waivers from Cleveland
April 27	FOURNETTE, Leonard, RB	Drafted (1)
April 28	ROBINSON, Cam, OL	Drafted (2)
April 28	SMOOT, Dawuane, DE	Drafted (3)
April 29	WESTBROOK, Dede, WR	Drafted (4)
April 29	BROWN, Blair, LB	Drafted (5)
April 29	MYRICK, Jalen, CB	Drafted (7a)
April 29	WILLIAMS, Marquez, FB	Drafted (7b)
May 1	BIBBS, E.J., TE	Released
May 1	HILL, Bronson, RB	Released
May 1	KELLY, Colin, OL	Released
May 1	PORTER, Sean, LB	Released
May 1	RICHARDSON, Daryl, RB	Released
May 1	SINCLAIR, Gannon, TE	Released
May 1	SHUMATE, Elijah, S	Released
May 1	UZDAVINIS, Arturo, OL	Released
May 1	VAN ROTEN, Greg, OL	Released
May 1	WASHINGTON, Tony, WR	Released
May 1	KIRBY, Raphael, LB	Released
May 1	BLUIETT, Caleb, TE	Signed contract (FA)
May 1	COLE, Keelan, WR	Signed contract (FA)
May 1	COLLINS, Parker, OL	Signed contract (FA)
May 1	COOK, Tim, RB	Signed contract (FA)
May 1	CUTRER, Jeremy, CB	Signed contract (FA)
May 1	DAVIS, P.J., LB	Signed contract (FA)
May 1	DIMICK, Hunter, DE	Signed contract (FA)
May 1	ETTA-TAWO, Amba, WR	Signed contract (FA)
May 1	GENNESSY, Avery, OL	Signed contract (FA)
May 1	HORTON, Justin, LB	Signed contract (FA)
May 1	LUPEAMANU, Tueni, DT	Signed contract (FA)
May 1	MATHERS, ITavius, RB	Signed contract (FA)
May 1	MILLER, CHARLIE, S	Signed contract (FA)
May 1	PHILLIPS, Carroll, DE	Signed contract (FA)
May 1	ROBINSON, Ezra, CB	Signed contract (FA)
May 1	WALKER, Kenneth, WR	Signed contract (FA)
May 9	RUSH, Marcus, LB	Released
May 15	DAVIS, Akeem, CB	Released
May 15	NIX, Louis, DL	Released
May 15	HARPER, Jarrod	Signed contract (FA)
May 15	MAURICE, Kevin, DT	Signed contract (FA)
May 22	WALTERS, Bryan, WR	Placed on injured reserve
May 22	DIXON, Brian, CB	Signed contract (FA)
May 22	PATMON, Tyler, CB	Signed contract (FA)
June 16	CUTRER, Jeremy, CB	Released
June 16	NIXON, Taurean, CB	Claimed off waivers from Denver
June 21	COLLINS, Parker, OL	Released
June 21	RHANEY, Demetrius, OL	Claimed off waivers from Los Angeles Rams
July 17	MILLER, Charlie, S	Released
July 20	WILLIAMS, Marquez, FB	Placed on Active/PUP list
July 22	COLVIN, Aaron, CB	Placed on Active/PUP list
July 22	RAMSEY, Jalen, CB	Placed on Active/PUP list
July 25	JEAN-BAPTISTE, Stanley, CB	Signed contract (FA)
July 31	NIXON, Taurean, CB	Waived/Injured
July 31	GAINES, Charles, CB	Signed contract (FA)
July 31	ALBERT, Branden, OL	Placed on exempt/left team
August 2	GAFFNEY, Tyler, RB	Signed contract (FA)
August 3	TINKER, Carson, LS	Placed on injured reserve
August 3	MATHERS, ITavius, RB	Waived/Injured
August 3	BUNCHE, Malcolm, OL	Signed contract (FA)
August 3	OVERTON, Matt, LS	Signed contract (FA)
August 6	SAMPLE, James, S	Released
August 6	JOHNSON, Jeron, S	Signed contract (FA)
August 8	ALBERT, Branden, OL	Placed on reserved/retired
August 11	ALBERT, Branden, OL	Released
August 11	GRIMES, Jonathan, RB	Signed contract (FA)
August 13	HORTON, Justin, LB	Waived/Injured
August 13	GACHKAR, Andrew, LB	Signed contract (FA)
August 14	JOHNSON, Josh, CB	Waived/Injured
August 14	GRINNAGE, David, TE	Signed contract (FA)
August 14	ROBINSON, Ezra, CB	Waived/Injured
August 14	THOMAS, Dwayne, CB	Signed contract (FA)
August 14	WALKER, Kenneth, WR	Waived
August 14	JAMES II, Charles, CB	Signed contract (FA)
August 20	GAINES, Charles, CB	Waived/Injured
August 20	HARRIS, DuJuan, RB	Signed contract (FA)
August 26	COLE, Audie, LB	Waived
August 28	DENT, Akeem, LB	Signed contract (FA)
September 1	BLUIETT, Caleb, TE	Waived
September 1	BUNCHE, Malcolm, OL	Waived

DATE	PLAYER	TRANSACTION
September 1	DAVIS, P.J., LB	Waived
September 1	DENT, Akeem, LB	Waived
September 1	GRIMES, Jonathan, RB	Waived
September 1	HARRIS, DuJuan, RB	Waived
September 1	JAMES II, Charles, CB	Waived
September 1	LUPEAMANU, Tueni, DT	Waived
September 1	PINKARD, Larry, WR	Waived
September 1	RHANEY, Demetrius, OL	Waived
September 1	ROBINSON, Jamal, WR	Waived
September 1	THOMAS, Dwayne, CB	Waived
September 1	RIVERA, Mychal, TE	Placed on Injured/Reserve
September 1	JOHNSON, Jeron, S	Placed on Injured/Reserve
September 1	WILLIAMS, Marquez, FB	Waived/Injured
September 2	BOWANKO, Luke, OL	Traded to BAL
September 2	GACHKAR, Andrew, LB	Released
September 2	GOODMAN, Malliciah, DE	Released
September 2	MCNARY, Josh, LB	Released
September 2	COOK, Tim, RB	Waived
September 2	DIMICK, Hunter, DL	Waived
September 2	DIXON, Brian, CB	Waived
September 2	ELLIS, Alex, TE	Waived
September 2	ETTA-TAWO, Amba, WR	Waived
September 2	GENNESSY, Avery, OL	Waived
September 2	GRINNAGE, David, TE	Waived
September 2	HOWARD, Tracy, DB	Waived
September 2	JEAN-BAPISTE, Stanley, CB	Waived
September 2	KASITATI, Nila, OL	Waived
September 2	MAURICE, Kevin, DT	Waived
September 2	PHILLIPS, Carroll, DE	Waived
September 2	REED, Chris, OL	Waived
September 2	WOODARD, Jonathan, DE	Waived
September 2	GRANT, Doran, CB	Waived/Injured
September 2	HARPER, Jarrod, S	Waived/Injured
September 2	WYNN, Shane, WR	Waived/Injured
September 2	GREENE SR., Rashad, WR	Placed on Injured/Reserve
September 3	CHARLES, Stefan, DT	Released
September 3	ALLEN, Brandon, QB	Waived
September 3	POUTASI, Jeremiah, OL	Waived
September 3	PULLARD III, Hayes, LB	Waived
September 3	STERLING, Neal, TE	Waived
September 3	ANKOU, Eli, DT	Claimed off waivers from Houston
September 3	O'SHAUGHNESSY, James, TE	Claimed off waivers from New England
September 3	PAYNE, Donald, LB	Claimed off waivers from Baltimore
September 3	PITTS, Lafayette, CB	Claimed off waivers from Miami
September 3	POEHLS, William, OL	Claimed off waivers from Chicago
September 3	COOK, Tim, RB	Signed to practice squad
September 3	DIMICK, Hunter, DL	Signed to practice squad
September 3	ETTA-TAWO, Amba, WR	Signed to practice squad
September 3	GENNESSY, Avery, OL	Signed to practice squad
September 3	GRINNAGE, David, TE	Signed to practice squad
September 3	HOWARD, Tracy, DB	Signed to practice squad
September 3	REED, Chris, OL	Signed to practice squad
September 4	PHILLIPS, Carroll, DE	Signed to practice squad
September 4	JEAN-BAPISTE, Stanley, CB	Signed to practice squad
September 5	PRINGLE, Rayseasn, CB	Signed to practice squad
September 8	WESTBROOK, Dede, WR	Placed on Injured/Reserve
September 8	WATFORD, Earl, OL	Released
September 8	WALKER, Josh, OL	Signed contract (FA)
September 8	PRYOR, CALVIN, S	Claimed off waivers from Cleveland
September 8	HOWARD, Tracy, DB	Released from practice squad
September 8	KILGO, Darius, DL	Signed to practice squad
September 8	JOHNSON, Jeron, S	Released from injured/reserve
September 12	ROBINSON, Allen, WR	Placed on Injured/Reserve
September 12	MCCAFFREY, MAX, WR	Signed off of New Orleans practice squad
September 14	POUTASI, Jeremiah, OL	Signed to practice squad
September 14	GENNESSY, Avery, OL	Placed on practice squad injured list
September 18	PRYOR, Calvin, S	Placed on Injured/Reserve
September 18	NASSIB, Ryan, QB	Signed contract (FA)
September 18	ETTA-TAWO, Amba, WR	Released from practice squad
September 18	MICKENS, Jaydon, WR	Signed to practice squad
September 18	GRANT, Doran, CB	Released from injured/reserve

# JAGUARS UNOFFICIAL DEPTH CHART

## OFFENSE

<b>WR:</b>	11 Marqise Lee	17 Arrelious Benn	
<b>LT:</b>	<u>74 Cam Robinson</u>	72 Josh Wells	77 Patrick Omameh
<b>LG:</b>	77 Patrick Omameh	73 Josh Walker	
<b>C:</b>	65 Brandon Linder	69 Tyler Shatley	
<b>RG:</b>	60 A.J. Cann	69 Tyler Shatley	
<b>RT:</b>	78 Jermeay Parnell	75 William Poehls	77 Patrick Omameh
<b>TE:</b>	89 Mercedes Lewis	83 Ben Koyack	80 James O'Shaughnessy
<b>WR:</b>	88 Allen Hurns	<u>84 Keelan Cole</u>	19 Max McCaffrey
<b>QB:</b>	5 Blake Bortles	7 Chad Henne	4 Ryan Nassib
<b>RB:</b>	<u>27 Leonard Fournette</u> / 33 Chris Ivory		24 T.J. Yeldon      30 Corey Grant
<b>FB:</b>	40 Tommy Bohanon		

## DEFENSE

<b>DE</b>	91 Yannick Ngakoue	56 Dante Fowler Jr.	<u>94 Dawuane Smoot</u>
<b>NT:</b>	95 Abry Jones	<u>99 Eli Ankou</u>	
<b>DT:</b>	97 Malik Jackson	92 Sheldon Day	
<b>DE:</b>	93 Calais Campbell	96 Michael Bennett	
<b>WLB:</b>	50 Telvin Smith	<u>53 Blair Brown</u>	
<b>MLB:</b>	51 Paul Posluszny	<u>52 Donald Payne</u>	
<b>SLB</b>	44 Myles Jack	55 Lerentee McCray	
<b>LCB:</b>	20 Jalen Ramsey	23 Tyler Patmon	29 Lafayette Pitts
<b>FS:</b>	39 Tashaun Gipson	25 Peyton Thompson	
<b>SS:</b>	42 Barry Church	26 Jarrod Wilson	
<b>RCB:</b>	21 A.J. Bouye	22 Aaron Colvin	<u>31 Jalen Myrick</u>

## SPECIAL TEAMS

<b>K:</b>	2 Jason Myers		
<b>P:</b>	3 Brad Nortman		
<b>LS:</b>	43 Matt Overton		
<b>PH:</b>	3 Brad Nortman		
<b>KR:</b>	11 Marqise Lee	30 Corey Grant	<u>84 Keelan Cole</u>
<b>PR:</b>	11 Marqise Lee	<u>31 Jalen Myrick</u>	

\_\_\_\_\_ = ROOKIE



**2017 STATISTICS**  
**REGULAR SEASON WEEK 3 VS. BALTIMORE**

# 2017 STARTERS

## OFFENSIVE STARTERS

	WR	FB/TE/WR	LT	LG	C	RG	RT	TE	WR	QB	RB
9/10 at HOU	A. Robinson	Bohanon (FB)	C. Robinson	Omameh	Linder	Cann	Parnell	Lewis	Lee	Bortles	Fournette
9/17 vs. TEN	Lee	Bohanon (FB)	C. Robinson	Omameh	Linder	Cann	Parnell	Lewis	Hurns	Bortles	Fournette
9/24 vs. BAL											
10/1 at NYJ											
10/8 at PIT											
10/15 vs. LAR											
10/22 at IND											
11/5 vs. CIN											
11/12 vs. LAC											
11/19 at CLE											
11/26 at ARI											
12/3 vs. IND											
12/10 vs. SEA											
12/17 vs. HOU											
12/23 at S.F.											
12/31 at TEN											
<b>TOTALS:</b>	A. Robinson - 1	Bohanon (FB) - 2	C. Robinson - 2	Omameh - 2	Linder - 2	Cann - 2	Parnell - 2	Lewis - 2	Lee - 1	Bortles - 2	Fournette - 2
	Lee - 1								Hurns - 1		

## DEFENSIVE STARTERS

	DE	NT	DT	DE	WLB	MLB	SLB	LCB	FS	SS	RCB
9/10 at HOU	Ngakoue	Jones	Jackson	Campbell	Smith	Posluszny	Jack	Ramsey	Gipson	Church	Bouye
9/17 vs. TEN	Ngakoue	Jones	Jackson	Campbell	Smith	Posluszny	Jack	Ramsey	Gipson	Church	Bouye
9/24 vs. BAL											
10/1 at NYJ											
10/8 at PIT											
10/15 vs. LAR											
10/22 at IND											
11/5 vs. CIN											
11/12 vs. LAC											
11/19 at CLE											
11/26 at ARI											
12/3 vs. IND											
12/10 vs. SEA											
12/17 vs. HOU											
12/23 at S.F.											
12/31 at TEN											
<b>TOTALS:</b>	Ngakoue - 2	Jones - 2	Jackson - 2	Campbell - 2	Smith - 2	Posluszny - 2	Jack - 2	Ramsey - 2	Gipson - 2	Church - 2	Bouye - 2



# 2017 GAME-BY-GAME PARTICIPATION

	vs.	at	vs.	vs.	at	vs.	at	at	vs.	at	at	vs.	vs.	at	vs.	at	GAMES/ STARTS
	HOU	TEN	BAL	NYJ	PIT	LAR	IND	CIN	IAC	CLE	ARI	IND	SEA	HOU	S.F.	TEN	
ANKOU	P	P															2/0
BENN	P	P															2/0
BENNETT	INA	P															1/0
BOHANON	FB	FB															2/2
BORTLES	QB	QB															2/2
BOUYE	RCB	RCB															2/2
BROWN	INA	INA															0/0
CAMPBELL	DE	DE															2/2
CANN	RG	RG															2/2
CHURCH	SS	SS															2/2
COLE	P	P															2/0
COLVIN	P	P															2/0
DAY	P	INA															1/0
FOURNETTE	RB	RB															2/2
FOWLER JR.	P	P															2/0
GIPSON	FS	FS															2/2
GRANT	P	P															2/0
HENNE	DNP	DNP															0/0
HURNS	P	WR															2/1
IVORY	P	P															2/0
JACK	SLB	SLB															2/2
JACKSON	DT	DT															2/2
JONES	NT	NT															2/2
KOYACK	P	P															2/0
LEE	WR	WR															2/2
LEWIS	TE	TE															2/2
LINDER	C	C															2/2
McCAFFREY	---	P															1/0
McCRAY	P	P															2/0
MYERS	P	P															2/0
MYRICK	INA	INA															0/0
NGAKOUE	DE	DE															2/2
NORTMAN	P	P															2/0
OMAMEH	LG	LG															2/2
O'SHAUGHNESSY	P	P															2/0
OVERTON	P	P															2/0
PARNELL	RT	RT															2/2
PATMON	DNP	DNP															0/0
PAYNE	P	P															2/0
PITTS	P	P															2/0
POEHLS	INA	INA															0/0
POSLUSZNY	MLB	MLB															2/2
PRYOR	INA	INA															0/0
RAMSEY	LCB	LCB															2/2
A. ROBINSON	WR	IR															1/1
C. ROBINSON	LT	LT															2/2
SHATLEY	P	P															2/0
SMITH	WLB	WLB															2/2

POS=Started; P=Played; DNP=Did not play; ina= Inactive; ps=Practice squad; ---=Not on roster;

NFI= Reserve/non-football injury; PUP=Reserve/physically unable to perform; IR=Injured reserve; Sus=Suspended

# 2017 GAME-BY-GAME PARTICIPATION

	vs. HOU	at TEN	vs. BAL	vs. NYJ	at PIT	vs. LAR	at IND	at CIN	vs. IAC	at CLE	at ARI	vs. IND	vs. SEA	at HOU	vs. S.F.	at TEN	GAMES/ STARTS
SMOOT	P	P															2/0
THOMPSON	P	P															2/0
WALKER	INA	INA															0/0
WELLS	P	P															2/0
WILSON	P	P															2/0
YELDON	INA	INA															0/0

POS=Started; P=Played; DNP=Did not play; ina= Inactive; ps=Practice squad; ---=Not on roster;

NFI= Reserve/non-football injury; PUP=Reserve/physically unable to perform; IR=Injured reserve; Sus=Suspended

# 2017 JAGUARS DEFENSIVE STATS

PLAYER	DEFENSE											SPECIAL TEAM					MISC.			
	T	A	TT	SK	YD	TFL	QH	INT	PD	FF	FR	T	A	FF	FR	BL	T	A	FF	FR
JACK	13	7	20	1	4	2	1	0	0	0	0	0	0	0	0	0	0	0	0	0
BOUYE	11	1	12	0	0	0	0	0	2	0	0	0	0	0	0	0	0	0	0	0
CAMPBELL	8	2	10	4	17.5	2	5	0	0	0	0	0	0	0	0	0	0	0	0	0
GIPSON	5	3	8	0	0	0	0	1	2	0	0	0	0	0	0	0	0	0	0	0
CHURCH	9	3	12	0	0	0	0	0	0	0	0	0	0	0	0	0	0	0	0	0
NGAKOUE	3	2	5	2	13	0	0	0	0	2	1	0	0	0	0	0	0	0	0	0
JACKSON	5	0	5	1	7	1	1	0	1	0	0	0	0	0	0	0	0	0	0	0
FOWLER	3	0	3	1	6	1	0	0	0	1	1	0	0	0	0	0	0	0	0	0
RAMSEY	4	1	5	0	0	0	0	0	3	0	0	0	0	0	0	0	0	0	0	0
McCRAY	1	2	3	1.5	7	1	2	0	0	0	0	0	0	0	0	0	0	0	0	0
SMITH	7	3	10	0	0	1	0	1	2	0	0	0	0	0	0	0	0	0	0	0
POSLUSZNY	5	2	7	0	0	1	0	0	0	0	0	0	0	0	0	0	0	0	0	0
JONES	0	2	2	0.5	3.5	0	1	0	0	0	1	0	0	0	0	0	0	0	0	0
ANKOU	3	0	3	0	0	0	0	0	0	0	0	0	0	0	0	0	0	0	0	0
SMOOT	1	0	1	0	0	0	1	0	0	0	0	1	0	0	0	0	0	0	0	0
COLVIN	4	0	4	0	0	0	0	0	0	0	0	0	0	0	0	0	0	0	0	0
BENNETT	1	0	1	0	0	0	0	0	1	0	0	0	0	0	0	0	0	0	0	0
DAY	0	1	1	0	0	0	0	0	0	0	0	0	0	0	0	0	0	0	0	0
BOHANON	0	0	0	0	0	0	0	0	0	0	0	1	0	0	0	0	0	0	0	0
COLE	0	0	0	0	0	0	0	0	0	0	0	1	0	0	0	0	0	0	0	0
GRANT	0	0	0	0	0	0	0	0	0	0	0	1	0	0	0	0	0	0	0	0
O'SHAUGHNESSY	0	0	0	0	0	0	0	0	0	0	0	1	0	0	0	0	0	0	0	0
PAYNE	0	0	0	0	0	0	0	0	0	0	0	1	0	0	0	0	0	0	0	0
HURNS	0	0	0	0	0	0	0	0	0	0	0	0	0	0	0	0	1	0	0	0
LEE	0	0	0	0	0	0	0	0	0	0	0	0	0	0	0	0	1	0	0	0
PARNELL	0	0	0	0	0	0	0	0	0	0	0	0	0	0	0	0	1	0	0	0
<b>Team Totals</b>	<b>83</b>	<b>29</b>	<b>112</b>	<b>11</b>	<b>58</b>	<b>9</b>	<b>12</b>	<b>2</b>	<b>11</b>	<b>3</b>	<b>3</b>	<b>6</b>	<b>0</b>	<b>0</b>	<b>0</b>	<b>0</b>	<b>3</b>	<b>0</b>	<b>0</b>	<b>0</b>
<b>Opponent Totals</b>	<b>70</b>	<b>42</b>	<b>112</b>	<b>2</b>	<b>12</b>	<b>5</b>	<b>4</b>	<b>2</b>	<b>10</b>	<b>2</b>	<b>1</b>	<b>6</b>	<b>1</b>	<b>0</b>	<b>0</b>	<b>0</b>	<b>4</b>	<b>0</b>	<b>0</b>	<b>0</b>

## SACK LEADERS

PLAYER	SK	YD
CAMPBELL	4	17.5
NGAKOUE	2	13
McCRAY	1.5	7
FOWLER	1	6
JACK	1	4
JONES	0.5	3.5
<b>Team Totals</b>	<b>11</b>	<b>58</b>
<b>Opponent Totals</b>	<b>0</b>	<b>0</b>

## SPECIAL TEAMS TACKLE LEADERS

PLAYER	T	A	FF	FR	BL
BOHANON	1	0	0	0	0
COLE	1	0	0	0	0
GRANT	1	0	0	0	0
O'SHAUGHNESSY	1	0	0	0	0
SMOOT	0	0	0	0	0
PAYNE	1	0	0	0	0
<b>Team Totals</b>	<b>5</b>	<b>0</b>	<b>0</b>	<b>0</b>	<b>0</b>
<b>Opponent Totals</b>	<b>6</b>	<b>1</b>	<b>0</b>	<b>0</b>	<b>0</b>

## PD LEADERS

PLAYER	PD
RAMSEY	3
GIPSON	2
BOUYE	2
SMITH	2
JACKSON	1
BENNETT	1
<b>Team Totals</b>	<b>11</b>
<b>Opponent Totals</b>	<b>4</b>

# 2017 TEAM OFFENSIVE STATS

JAGUARS	FIRST DOWNS				TOTAL OFF.		RUSHING		PASSING					INT BY JAX		
	T	R	Pa	Pe	Yds	Plays	Yds	Att	Yds	SK/Yd	Att	Com	INT	No.	Yds	TD
9/10 at Houston	19	7	8	4	280	60	155	39	125	0/0	21	11	0	1	67	0
9/17 vs. Tennessee	20	6	13	1	310	61	99	25	211	2/12	34	20	2	1	2	0
9/24 vs. Baltimore																
10/1 at New York Jets																
10/8 at Pittsburgh																
10/15 vs. L.A. Rams																
10/22 at Indianapolis																
11/5 vs. Cincinnati																
11/12 vs. L.A. Chargers																
11/19 at Cleveland																
11/26 at Arizona																
12/3 vs. Indianapolis																
12/10 vs. Seattle																
12/17 vs. Houston																
12/24 at San Francisco																
12/31 at Tennessee																
<b>Totals</b>	<b>39</b>	<b>13</b>	<b>21</b>	<b>5</b>	<b>590</b>	<b>121</b>	<b>254</b>	<b>64</b>	<b>336</b>	<b>2/12</b>	<b>55</b>	<b>31</b>	<b>2</b>	<b>2</b>	<b>69</b>	<b>0</b>

JAGUARS	PUNTS		PUNT RETURNS				K.O. RETURNS			PENALTY		FUMBLE	
	No.	Avg.	No.	Yds	FC	TD	No.	Yds	TD	No.	Yds	No.	LT
9/10 at Houston	4	46.8	1	7	3	0	0	0	0	10	89	0	0
9/17 vs. Tennessee	5	49.2	1	4	0	0	4	88	0	10	99	1	1
9/24 vs. Baltimore													
10/1 at New York Jets													
10/8 at Pittsburgh													
10/15 vs. L.A. Rams													
10/22 at Indianapolis													
11/5 vs. Cincinnati													
11/12 vs. L.A. Chargers													
11/19 at Cleveland													
11/26 at Arizona													
12/3 vs. Indianapolis													
12/10 vs. Seattle													
12/17 vs. Houston													
12/24 at San Francisco													
12/31 at Tennessee													
<b>Totals</b>	<b>9</b>	<b>48.1</b>	<b>1</b>	<b>11</b>	<b>3</b>	<b>0</b>	<b>4</b>	<b>88</b>	<b>0</b>	<b>20</b>	<b>188</b>	<b>1</b>	<b>1</b>

# 2017 TEAM STATISTICS

## JAGUARS SCORING

	TD	TDr	TDp	TDrt	PAT	2-PT	FG	T.O.P
9/10 at Houston	3	1	1	1	2-3	0-0	3-4	30:05
9/17 vs. Tennessee	2	1	1	0	1-1	0-1	1-1	29:14
9/24 vs. Baltimore								
10/1 at New York Jets								
10/8 at Pittsburgh								
10/15 vs. L.A. Rams								
10/22 at Indianapolis								
11/5 vs. Cincinnati								
11/12 vs. L.A. Chargers								
11/19 at Cleveland								
11/26 at Arizona								
12/3 vs. Indianapolis								
12/10 vs. Seattle								
12/17 vs. Houston								
12/24 at San Francisco								
12/31 at Tennessee								
<b>Totals</b>	<b>5</b>	<b>2</b>	<b>2</b>	<b>1</b>	<b>3-4</b>	<b>0-1</b>	<b>4-5</b>	<b>29:40</b>

## JAGUARS NFL RANKINGS

	JAGUARS OFFENSE						JAGUARS DEFENSE					
	AFC RANK			NFL RANK			AFC RANK			NFL RANK		
	Total	Rush	Pass	Total	Rush	Pass	Total	Rush	Pass	Total	Rush	Pass
9/10 at Houston	8	4	13	19	4	28	1	7	1	1	18	1
9/17 vs. Tennessee	11	8	12	23	9	26	6	14	2	9	29	4
9/24 vs. Baltimore												
10/1 at New York Jets												
10/8 at Pittsburgh												
10/15 vs. L.A. Rams												
10/22 at Indianapolis												
11/5 vs. Cincinnati												
11/12 vs. L.A. Chargers												
11/19 at Cleveland												
11/26 at Arizona												
12/3 vs. Indianapolis												
12/10 vs. Seattle												
12/17 vs. Houston												
12/24 at San Francisco												
12/31 at Tennessee												
<b>Currently</b>	<b>11</b>	<b>8</b>	<b>12</b>	<b>23</b>	<b>9</b>	<b>26</b>	<b>6</b>	<b>14</b>	<b>2</b>	<b>9</b>	<b>29</b>	<b>4</b>

# 2017 MISCELLANEOUS STATISTICS

## REGULAR SEASON HIGHS & LOWS

	JAGUARS		OPPONENTS	
	HIGH	LOW	HIGH	LOW
Points	29 (9/10 at HOU)	16 (9/17 vs. TEN)	37 (TEN, 9/17)	7 (HOU, 9/10)
First Downs	20 (9/17 vs. TEN)	19 (9/10 at HOU)	23 (HOU, 9/10)	21 (TEN, 9/17)
Total Offense	310 (9/17 vs. TEN)	280 (9/10 at HOU)	390 (TEN, 9/17)	203 (HOU, 9/10)
Net Yards Rushing	155 (9/10 at HOU)	99 (9/17 vs. TEN)	179 (TEN, 9/17)	93 (HOU, 9/10)
Net Yards Passing	211 (9/17 vs. TEN)	125 (9/10 at HOU)	211 (TEN, 9/17)	110 (HOU, 9/10)
Offensive Plays	61 (9/17 vs. TEN)	60 (9/10 at HOU)	69 (HOU, 9/10)	64 (TEN, 9/17)
Rushing Attempts	39 (9/10 at HOU)	25 (9/17 vs. TEN)	36 (TEN, 9/17)	23 (HOU, 9/10)
Pass Attempts	34 (9/17 vs. TEN)	21 (9/10 at HOU)	36 (HOU, 9/10)	27 (TEN, 9/17)
Pass Completions	20 (9/17 vs. TEN)	11 (9/10 at HOU)	19 (HOU, 9/10)	15 (TEN, 9/17)
Passes Had Intercepted	2 (9/17 vs. TEN)	0 (9/10 at HOU)	1 (HOU, 9/10; TEN, 9/17)	1 (HOU, 9/10; TEN, 9/17)
Sacks Allowed	2 (9/17 vs. TEN)	0 (9/10 at HOU)	10 (HOU, 9/10)	1 (TEN, 9/17)
Fumbles	2 (9/17 vs. TEN)	0 (9/10 at HOU)	3 (HOU, 9/10)	0 (TEN, 9/17)
Fumbles Lost	1 (9/17 vs. TEN)	0 (9/10 at HOU)	3 (HOU, 9/10)	0 (TEN, 9/17)
Total Turnovers	3 (9/17 vs. TEN)	0 (9/10 at HOU)	4 (HOU, 9/10)	1 (TEN, 9/17)
Penalties	10 (9/10 at HOU, 9/17 vs. TEN)	10 (9/10 at HOU, last: 9/17 vs. TEN)	9 (HOU, 9/10)	7 (TEN, 9/17)
Yards Penalized	99 (9/17 vs. TEN)	89 (9/10 at HOU)	94 (HOU, 9/10)	70 (TEN, 9/17)
Time of Possession	30:05 (9/10 at HOU)	29:14 (9/17 vs. TEN)	30:46 (TEN, 9/17)	29:55 (HOU, 9/10)
Defensive Interceptions	1 (9/10 at HOU, 9/17 vs. TEN)	1 (9/10 at HOU, 9/17 vs. TEN)	2 (TEN, 9/17)	0 (HOU, 9/10)
Total Takeaways	4 (9/17 at HOU)	1 (9/10 at TEN)	3 (TEN, 9/17)	0 (HOU, 9/10)
Longest Drive (plays)	12 (9/17 vs. TEN)	10 (9/10 at HOU)	14 (HOU, 9/10)	12 (TEN, 9/17)
Longest Drive (yards)	78 (9/10 at HOU)	76 (9/17 vs. TEN)	91 (TEN, 9/17)	66 (HOU, 9/10)
Third Down Conversions	6-12 (9/17 vs. TEN)	3-12 (9/10 at HOU)	6-13 (TEN, 9/17)	5-12 (HOU, 9/10)

## REGULAR SEASON INDIVIDUAL HIGHS

	JAGUARS	OPPONENTS
Yards Rushing	100 - Leonard Fournette at HOU, 9/10	92 - Derrick Henry (TEN, 9/17)
Rushing Attempts	26 - Leonard Fournette at HOU, 9/10	14 - Derrick Henry (TEN, 9/17)
Rushing TDs	1 - Leonard Fournette at HOU, 9/10; vs. TEN, 9/17	1 - D. Henry, J. Fowler, D. Walker (TEN, 9/17)
Receptions	7 - Marqise Lee vs. TEN, 9/17	7 - DeAndre Hopkins (HOU, 9/10)
Yards Receiving	82 - Allen Hurns vs. TEN, 9/17	61 - Delanie Walker (TEN, 9/17)
Receiving TDs	1 - Tommy Bohanon at HOU, 9/10; Allen Hurns vs. TEN, 9/17	1 - DeAndre Hopkins (HOU, 9/10)
Combined Yards (rush/rec)	124 - Leonard Fournette at HOU, 9/10	1 - Jonnu Smith (TEN, 9/17)
All-Purpose Yards	124 - Leonard Fournette at HOU, 9/10	96 - Lamar Miller (HOU, 9/10)
Yards Passing	223 - Blake Bortles vs. TEN, 9/17	96 - Lamar Miller (HOU, 9/10)
Pass Attempts	34 - Blake Bortles vs. TEN, 9/17	215 - Marcus Mariota (TEN, 9/17)
Pass Completions	20 - Blake Bortles vs. TEN, 9/17	27 - Marcus Mariota (TEN, 9/17)
TD Passes	1 - Blake Bortles at HOU, 9/10; Blake Bortles vs. TEN, 9/17	15 - Marcus Mariota (TEN, 9/17)
Interceptions Thrown	2 - Blake Bortles vs. TEN, 9/17	1 - Deshaun Watson (HOU, 9/10)
Longest Run	17 - Leonard Fournette, Chris Ivory at HOU, 9/10	1 - Marcus Mariota (TEN, 9/17)
Longest Pass Completion	29 - Blake Bortles to Chris Ivory vs. TEN, 9/17	1 - Deshaun Watson (HOU, 9/10)
Longest Kickoff Return	28 - Corey Grant vs. TEN, 9/17	17 - Derrick Henry (TEN, 9/17)
Longest Punt Return	7 - Marqise Lee at HOU, 9/10	42 - M. Mariota to T. Taylor (TEN, 9/17)
Longest INT Return	67 - Tashaun Gipson at HOU, 9/10	24 - Tyler Ervin (HOU, 9/10)
Longest Punt	61 - Brad Nortman at HOU, 9/10	46 - Adoree Jackson (TEN, 9/17)
Longest Field Goal	43 - Jason Myers vs. TEN, 9/17	8 - Da'Norris Searcy (TEN, 9/17)
Touchdowns Scored	1 - Leonard Fournette & Tommy Bohanon at HOU, 9/10; Leonard Fournette & Allen Hurns vs. TEN, 9/17	54 - Shane Lechler (HOU, 9/10)
Points Scored	11 - Jason Myers at HOU, 9/10	41 - Ryan Succup (TEN, 9/10)
		1 - DeAndre Hopkins (HOU, 9/10)
		1 - Four Titans (TEN, 9/17)
		13 - Ryan Succup (TEN, 9/17)

## SCORING BY QUARTERS

	JAGUARS					OPPONENTS						
	1	2	3	4	OT	Total	1	2	3	4	OT	Total
9/10 at HOU	3	16*^	7#	3	--	29	0	0	7#	0	--	7
9/17 vs. TEN	3	0	0	13*#	--	16	3	3	17*#	14#*	--	37
9/24 vs. BAL												
10/1 at NYJ												
10/8 at PIT												
10/15 vs. LAR												
10/22 at IND												
11/5 vs. CIN												
11/12 vs. LAC												
11/19 at CLE												
11/26 at ARI												
12/3 vs. IND												
12/17 vs. HOU												
12/24 at S.F.												
12/31 at TEN												
<b>Totals</b>	<b>6</b>	<b>16</b>	<b>7</b>	<b>16</b>	<b>--</b>	<b>45</b>	<b>3</b>	<b>3</b>	<b>24</b>	<b>14</b>	<b>--</b>	<b>44</b>

\*=TD rushing // #=TD Passing // @=TD on INT return // %=TD on punt return // ^=TD on fumble return // &=TD on blocked FG // !=TD on kickoff return // ~=TD on blocked punt return

# 2017 SCORING DRIVES

OPPONENT	PLAYS	POSS. TIME	QUARTER	NET YARDS	HOW ACQUIRED	SCORING PLAY
9/10 at HOU	8	2:52	1	51	Kickoff	K <b>Jason Myers</b> 42-yard FG
	10	5:14	2	77	Punt	K <b>Jason Myers</b> 25-yard FG
	9	5:29	2	53	Fumble	RB <b>Leonard Fournette</b> 1-yard TD rush
	10	4:55	3	75	Kickoff	FB <b>Tommy Bohanon</b> 1-yard pass from QB <b>Blake Bortles</b>
	4	0:20	4	7	INT	K <b>Jason Myers</b> 38-yard FG
9/17 vs. TEN	12	6:01	1	51	Punt	K <b>Jason Myers</b> 43-yard FG
	6	2:45	4	75	Kickoff	RB <b>Leonard Fournette</b> 1-yard TD rush
	6	2:03	4	77	Kickoff	WR <b>Allen Hurns</b> 1-yard pass from QB <b>Blake Bortles</b>

# 2017 TAKEAWAYS AND TURNOVERS

## TAKEAWAYS

Date	Opponent	Takeaway	Quarter	Yard Line	Result
9/10	Houston	DE <b>Yannick Ngakoue</b> strip-sack of HOU QB <b>Tom Savage</b> , recovered by DT <b>Abry Jones</b>	2	JAX 47	TD
		DE <b>Yannick Ngakoue</b> strip-sack of HOU QB <b>Tom Savage</b> , recovered by DE <b>Dante Fowler Jr.</b> for TD	2	JAX 47	TD
		DE <b>Dante Fowler Jr.</b> strip-sack of HOU QB <b>Dashaun Watson</b> , recovered by DE <b>Yannick Ngakoue</b> to JAX 41-yard line	3	JAX 41	M-FG
		FS <b>Tashaun Gipson</b> INT from HOU QB <b>Dashaun Watson</b> , returned 67 yards to HOU 27-yard line	4	JAX 6	FG
9/17	Tennessee	LB <b>Telvin Smith</b> INT from TEN QB <b>Marcus Mariota</b> , returned 2 yards to JAX 16-yard line	2	JAX 24	INT

## TURNOVERS

Date	Opponent	Takeaway	Quarter	Yard Line	Result
9/10	Houston	none			
9/17	Tennessee	TEN LB <b>Brian Orakpo</b> strip sack of QB <b>Blake Bortles</b> , recovered by TEN LB <b>Erik Walden</b> at JAX 39-yard line	2	JAX 46	INT
		TEN DB <b>Curtis Riley</b> INT from QB <b>Blake Bortles</b> , returned 2 yards to TEN 39-yard line	2	TEN 42	FG
		TEN S <b>Da'Norris Searcy</b> INT from QB <b>Blake Bortles</b> , returned 8 yards to the JAX 39-yard line	3	JAX 29	FG



# 2017 LONG PLAYS

## RUSHES OF 15+ YARDS (4)

9/10 at HOU

RB **Chris Ivory** for 17 yards in first quarter  
RB **Leonard Fournette** for 17 yards in fourth quarter  
QB **Blake Bortles** for 15 yards in third quarter

9/17 vs. TEN

LB **Leonard Fournette** for 18 yards in second quarter

## PASSES OF 20+ YARDS (3)

9/10 at HOU

QB **Blake Bortles** to WR **Allen Hurns** for 20 yards in first quarter

9/17 vs. TEN

QB **Blake Bortles** to RB **Chris Ivory** for 29 yards in fourth quarter  
QB **Blake Bortles** to WR **Allen Hurns** for 20 yards in fourth quarter

## INT RETURNS OF 10+ YARDS (1)

9/10 at HOU

FS **Tashaun Gipson** return for 67 yards in fourth quarter

## FUMBLE RETURNS OF 20+ YARDS (1)

9/10 at HOU

DE **Dante Fowler Jr.** for 53 yards and a TD (forced by DE **Yannick Ngakoue**) in second quarter

## LONG TDs OF 15+ YARDS (0)

## FIELD GOALS OF 40+ YARDS (2)

9/10 at HOU

K **Jason Myers** for 42 yards in first quarter

9/17 vs. TEN

K **Jason Myers** for 43 yards in first quarter

## PUNTS OF 50+ YARDS (5)

9/10 at HOU

P **Brad Nortman** for 57 yards in first quarter  
P **Brad Nortman** for 61 yards in second quarter

9/17 vs. TEN

P **Brad Nortman** for 52 yards in first quarter  
P **Brad Nortman** for 53 yards in second quarter  
P **Brad Nortman** for 59 yards in third quarter

# 2017 RED ZONE EFFICIENCY

## at Houston (9/10)

	1st	2nd	3rd	4th	OT	Total	TDs	FGs	PTs
<b>Offense</b>	0-0	1-2	1-1	0-1	-	2-4	2	2	19
<b>Defense</b>	0-0	0-0	1-1	0-1	-	1-2	1	0	7

## vs. Tennessee (9/17)

	1st	2nd	3rd	4th	OT	Total	TDs	FGs	PTs
<b>Offense</b>	0-0	0-0	0-0	2-2	-	2-2	2	0	13
<b>Defense</b>	0-0	0-0	2-3	1-1	-	3-4	3	1	24

# PLAYS OF 30+ YARDS

	95	96	97	98	99	00	01	02	03	04	05	06	07	08	09	10	11	12	13	14	15	16	17	Total
Jimmy Smith	2	8	9	12	8	9	4	3	6	9	5													75
Fred Taylor				8	5	4		4	4	6	1	5	5	1										43
Maurice Jones-Drew												6	4	1	6	3	6	1	3					30
Keenan McCardell		5	7	3	2	5	4																	26
<b>Mercedes Lewis</b>											1		1	4	1	1		3						15
<b>Allen Hurns</b>																			5	5	4			14
<b>Allen Robinson</b>																					13	1		14
Ernest Wilford									3	5	3	2		1										14
Reggie Williams										2	6	3	2											13
Cecil Shorts III																		9	1	3				13
Matt Jones										4	4	2	2											12
James Stewart	1	1	4	1	3																			10
<b>Marqise Lee</b>																			5			4		9
Willie Jackson	3	5	1																					9
Justin Blackmon																		6	2					8
Kyle Brady					1	3		2			1													7
Mike Sims-Walker														1	4	2								7
Pete Mitchell	1	1	1	1				1																5
Dennis Northcutt													2	3										5
Mike Thomas																3	2							5
Denard Robinson																			3		1			4
Andre Rison		4																						4
Jason Hill																3	1	0	0					4
Reggie Barlow				1	2																			3
Damon Jones				1	1		1																	3
Mike Brown																			3					3
Montell Owens														1				2						3
Clay Harbor																			1	2				3
<b>T.J. Yeldon</b>																						3		3
Jordan Todman																		2	1					3
<b>Arrelious Benn</b>																							2	2
<b>Chris Ivory</b>																							2	2
Julius Thomas																						2		2
Rich Griffith	2																							2
Curtis Marsh	2																							2
Mark Brunell		1					1																	2
Tavian Banks				1	1																			2
Alvis Whitted				1		1																		2
Anthony Johnson						2																		2
R. Jay Soward						2																		2
Patrick Johnson								2																2
Bobby Shaw								2																2
David Garrard								1							1									2
Matthew Hatchette									2															2
Troy Edwards									1	1														2
LaBrandon Toefield									1		1													2
George Wrihster								1						1										2
John Broussard														2										2
Jerry Porter															2									2
Torry Holt																2								2
Zach Miller															1	1								2
Ace Sanders																			2					2
Bryan Walters																						1		1
<b>Blake Bortles</b>																			1					1
Randy Jordan	1																							1
Natrone Means		1																						1
Stacey Mack							1																	1
Kevin Lockett								1																1
Jermaine Lewis									1															1
Marc Edwards									1															1
David Allen									1															1
Todd Yoder										1														1
Brian Jones											1													1
Alvin Pearman											1													1
Greg Estandia													1											1
Jarett Dillard															1									1
Nate Hughes															1									1
Rashad Jennings																1								1
Laurent Robinson																			1					1
Jordan Shipley																			1					1
Danny Noble																							1	1
<b>Total</b>	<b>12</b>	<b>26</b>	<b>22</b>	<b>29</b>	<b>23</b>	<b>26</b>	<b>11</b>	<b>16</b>	<b>18</b>	<b>20</b>	<b>21</b>	<b>25</b>	<b>22</b>	<b>14</b>	<b>21</b>	<b>14</b>	<b>10</b>	<b>20</b>	<b>18</b>	<b>26</b>	<b>27</b>	<b>14</b>	<b>0</b>	<b>422</b>

# PLAYS OF 30+ YARDS - LAST 10 SEASONS

1.

- 1. 37 ..... Blake Bortles to Mercedes Lewis
- 2. 30 ..... Blake Bortles to Allen Hurns
- 3. 38 ..... Blake Bortles to Allen Hurns
- 4. 35 ..... Blake Bortles to Allen Robinson
- 5. 42t ..... Blake Bortles to Allen Hurns
- 6. 51t ..... Blake Bortles to Arrelious Benn
- 7. 42 ..... Chris Ivory run
- 8. 39 ..... Blake Bortles to Arrelious Benn
- 9. 38 ..... Blake Bortles to Marqise Lee
- 10. 31 ..... Blake Bortles to Allen Hurns
- 11. 51 ..... Blake Bortles to Marqise Lee
- 12. 42 ..... Chris Ivory run
- 13. 39 ..... Blake Bortles to Marqise Lee
- 14. 34 ..... Blake Bortles to Marqise Lee
- 15. 37 ..... Blake Bortles to Allen Robinson
- 16. 37 ..... Blake Bortles to Chris Ivory
- 17. 57 ..... Corey Grant run
- 18. 42 ..... Blake Bortles to Allen Robinson

## 2017

## 2016

- 9-11-16 vs. Green Bay
- 9-11-16 vs. Green Bay
- 9-11-16 vs. Green Bay
- 9-18-16 at San Diego
- 10-2-16 vs. Indianapolis
- 10-16-16 at Chicago
- 10-23-16 vs. Oakland
- 10-23-16 vs. Oakland
- 10-23-16 vs. Oakland
- 10-27-16 at Tennessee
- 11-6-16 at Kansas City
- 11-6-16 at Kansas City
- 12-11-16 vs. Minnesota
- 12-11-16 vs. Minnesota
- 12-24-16 vs. Tennessee
- 12-24-16 vs. Tennessee
- 1-1-17 at Indianapolis
- 1-1-17 at Indianapolis

## 2015

- 1. 36 ..... Blake Bortles to Allen Robinson
- 2. 52t ..... Blake Bortles to Allen Robinson
- 3. 46 ..... Blake Bortles to Allen Robinson
- 4. 37 ..... Blake Bortles to Allen Robinson
- 5. 59t ..... Blake Bortles to Allen Hurns
- 6. 48 ..... Blake Bortles to Allen Robinson
- 7. 36 ..... T.J. Yeldon run
- 8. 59 ..... Blake Bortles to Allen Hurns
- 9. 31 ..... Blake Bortles to Allen Hurns
- 10. 45 ..... T.J. Yeldon run
- 11. 44 ..... Blake Bortles to Allen Robinson
- 12. 33 ..... Blake Bortles to Allen Robinson
- 13. 30t ..... Blake Bortles to Allen Hurns
- 14. 31 ..... Blake Bortles to Bryan Walters
- 15. 38 ..... Blake Bortles to Allen Robinson
- 16. 34 ..... Blake Bortles to Julius Thomas
- 17. 31 ..... Blake Bortles to Allen Robinson
- 18. 44 ..... Blake Bortles to Allen Robinson
- 19. 67 ..... Blake Bortles to T.J. Yeldon
- 20. 30 ..... Blake Bortles to Julius Thomas
- 21. 80t ..... Blake Bortles to Allen Hurns
- 22. 31 ..... Denard Robinson run
- 23. 30 ..... Blake Bortles to Marqise Lee
- 24. 37 ..... Blake Bortles to Allen Robinson
- 25. 90t ..... Blake Bortles to Allen Robinson
- 26. 36 ..... Blake Bortles to Allen Robinson
- 27. 45 ..... Blake Bortles to Mercedes Lewis

- 9-20-15 vs. Miami
- 9-20-15 vs. Miami
- 9-20-15 vs. Miami
- 9-27-15 at New England
- 9-27-15 at New England
- 10-4-15 at Indianapolis
- 10-4-15 at Indianapolis
- 10-11-15 at Tampa Bay
- 10-25-15 vs. Buffalo
- 11-8-15 at New York Jets
- 11-8-15 at New York Jets
- 11-8-15 at New York Jets
- 11-8-15 at New York Jets
- 11-19-15 vs. Tennessee
- 11-19-15 vs. Tennessee
- 11-29-15 vs. San Diego
- 12-6-15 at Tennessee
- 12-6-15 at Tennessee
- 12-6-15 at Tennessee
- 12-13-15 vs. Indianapolis
- 12-13-15 vs. Indianapolis
- 12-13-15 vs. Indianapolis
- 12-20-15 vs. Atlanta
- 12-27-15 at New Orleans
- 12-27-15 at New Orleans
- 1-3-16 at Houston
- 1-3-16 at Houston

## 2014

- 1. 34t ..... Chad Henne to Allen Hurns
- 2. 46 ..... Chad Henne to Allen Hurns
- 3. 63t ..... Chad Henne to Mercedes Lewis
- 4. 54 ..... Chad Henne to Allen Robinson
- 5. 63t ..... Blake Bortles to Allen Hurns
- 6. 44 ..... Blake Bortles to Allen Hurns
- 7. 30 ..... Blake Bortles to Clay Harbor
- 8. 59 ..... Blake Bortles to Clay Harbor
- 9. 31t ..... Blake Bortles to Allen Robinson
- 10. 41 ..... Denard Robinson run
- 11. 32 ..... Blake Bortles run
- 12. 48t ..... Blake Bortles to Allen Robinson
- 13. 39 ..... Denard Robinson run
- 14. 40t ..... Blake Bortles to Allen Hurns
- 15. 32t ..... Denard Robinson run
- 16. 53 ..... Blake Bortles to Cecil Shorts III
- 17. 32 ..... Blake Bortles to Cecil Shorts III
- 18. 31 ..... Blake Bortles to Allen Robinson
- 19. 37 ..... Blake Bortles to Marqise Lee
- 20. 30 ..... Blake Bortles to Marqise Lee
- 21. 31 ..... Blake Bortles to Marqise Lee
- 22. 35 ..... Blake Bortles to Mercedes Lewis
- 23. 30 ..... Blake Bortles to Cecil Shorts III
- 24. 33 ..... Blake Bortles to Marqise Lee
- 25. 34 ..... Blake Bortles to Marqise Lee
- 26. 62t ..... Jordan Todman run

- 9-7-14 at Philadelphia
- 9-7-14 at Philadelphia
- 9-14-14 at Washington
- 9-14-14 at Washington
- 9-21-14 vs. Indianapolis
- 9-28-14 at San Diego
- 9-28-14 at San Diego
- 10-12-14 at Tennessee
- 10-19-14 vs. Cleveland
- 10-26-14 vs. Miami
- 10-26-14 vs. Miami
- 10-26-14 vs. Miami
- 11-2-14 at Cincinnati
- 11-2-14 at Cincinnati
- 11-9-14 vs. Dallas
- 11-9-14 vs. Dallas
- 11-9-14 vs. Dallas
- 11-9-14 vs. Dallas
- 11-23-14 at Indianapolis
- 11-30-14 vs. New York Giants
- 12-7-14 vs. Houston
- 12-7-14 vs. Houston
- 12-14-14 at Baltimore
- 12-18-14 vs. Tennessee
- 12-18-14 vs. Tennessee
- 12-18-14 vs. Tennessee

## 2013

- 1. 30 ..... Chad Henne to Ace Sanders
- 2. 59 ..... Chad Henne to Cecil Shorts III
- 3. 31 ..... Blaine Gabbert to Clay Harbor
- 4. 67 ..... Blaine Gabbert to J. Blackmon
- 5. 39 ..... Chad Henne to J. Blackmon
- 6. 43 ..... Chad Henne to Mike Brown
- 7. 32 ..... Chad Henne to Mike Brown
- 8. 31 ..... Chad Henne to Mike Brown
- 9. 30 ..... Maurice Jones-Drew run
- 10. 62 ..... Chad Henne to Danny Noble
- 11. 51 ..... Chad Henne to Ace Sanders
- 12. 44 ..... Maurice Jones-Drew run
- 13. 48 ..... Maurice Jones-Drew run
- 14. 41 ..... Chad Henne to M. Lewis
- 15. 33 ..... Jordan Todman run
- 16. 30 ..... Chad Henne to Jordan Todman
- 17. 30 ..... Chad Henne to M. Lewis
- 18. 36 ..... Chad Henne to M. Lewis

- 9-15-13 at Oakland
- 9-22-13 at Seattle
- 9-29-13 vs. Indianapolis
- 10-6-13 at St. Louis
- 10-6-13 at St. Louis
- 10-20-13 vs. San Diego
- 10-20-13 vs. San Diego
- 10-20-13 vs. San Diego
- 10-27-13 vs. San Francisco (London)
- 11-17-13 vs. Arizona
- 11-24-13 at Houston
- 11-24-13 at Houston
- 12-5-13 vs. Houston
- 12-5-13 vs. Houston
- 12-15-13 vs. Buffalo
- 12-15-13 vs. Buffalo
- 12-22-13 vs. Tennessee
- 12-29-13 at Indianapolis

## 2012

- 1. 39t ..... Blaine Gabbert to Cecil Shorts III
- 2. 32 ..... Blaine Gabbert to Laurent Robinson
- 3. 59t ..... Maurice Jones-Drew run
- 4. 80t ..... Blaine Gabbert to Cecil Shorts III
- 5. 34 ..... Blaine Gabbert to Cecil Shorts III
- 6. 42t ..... Blaine Gabbert to Cecil Shorts III
- 7. 36 ..... Blaine Gabbert to Justin Blackmon
- 8. 35 ..... Blaine Gabbert to Cecil Shorts III

- 9-9-12 at Minnesota
- 9-16-12 vs. Houston
- 9-23-12 at Indianapolis
- 9-23-12 at Indianapolis
- 10-7-12 vs. Chicago
- 10-21-12 at Oakland
- 10-28-12 at Green Bay
- 10-28-12 at Green Bay

- 9. 52 ..... Blaine Gabbert to Cecil Shorts III
- 10. 63 ..... Chad Henne to Justin Blackmon
- 11. 67t ..... Chad Henne to Cecil Shorts III
- 12. 39 ..... Chad Henne to Justin Blackmon
- 13. 81t ..... Chad Henne to Justin Blackmon
- 14. 59t ..... Chad Henne to Cecil Shorts III
- 15. 32t ..... Montell Owens run
- 16. 38 ..... Chad Henne to Justin Blackmon
- 17. 30 ..... Chad Henne to Cecil Shorts III
- 18. 36 ..... Chad Henne to Jordan Shipley
- 19. 53 ..... Chad Henne to Montell Owens
- 20. 30t ..... Chad Henne to Justin Blackmon

## 2011

- 1. 39 ..... Maurice Jones-Drew run
- 2. 36t ..... Blaine Gabbert to Mike Thomas
- 3. 47 ..... Blaine Gabbert to Mike Thomas
- 4. 41 ..... Maurice Jones-Drew run
- 5. 74t ..... Blaine Gabbert to Jason Hill
- 6. 31 ..... Blaine Gabbert to Maurice Jones-Drew
- 7. 48 ..... Blaine Gabbert to Maurice Jones-Drew
- 8. 62 ..... Blaine Gabbert to Mercedes Lewis
- 9. 43 ..... Maurice Jones-Drew run
- 10. 56 ..... Maurice Jones-Drew run

## 2010

- 1. 33 ..... Mike Thomas run
- 2. 42t ..... David Garrard to Mercedes Lewis
- 3. 39 ..... David Garrard to Mike Sims-Walker
- 4. 52t ..... David Garrard to Zach Miller
- 5. 50t ..... David Garrard to Mike Thomas
- 6. 75 ..... David Garrard to Maurice-Jones-Drew
- 7. 37 ..... Maurice Jones-Drew run
- 8. 48t ..... David Garrard to Jason Hill
- 9. 74t ..... Rashad Jennings run
- 10. 30t ..... Maurice Jones-Drew run
- 11. 39 ..... David Garrard to Mike Thomas
- 12. 31 ..... David Garrard to Mike Sims-Walker
- 13. 37 ..... David Garrard to Jason Hill
- 14. 44 ..... Trent Edwards to Jason Hill

## 2009

- 1. 36 ..... Maurice Jones-Drew run
- 2. 34 ..... David Garrard to Mike Sims-Walker
- 3. 30 ..... David Garrard run
- 4. 61t ..... Maurice Jones-Drew run
- 5. 33t ..... David Garrard to Mercedes Lewis
- 6. 41 ..... David Garrard to Torry Holt
- 7. 35 ..... David Garrard to Mike Sims-Walker
- 8. 80t ..... Maurice Jones-Drew run
- 9. 79t ..... Maurice Jones-Drew run
- 10. 33 ..... David Garrard to Jarrett Dillard
- 11. 61t ..... David Garrard to Mike Sims-Walker
- 12. 45 ..... David Garrard to Mike Sims-Walker
- 13. 33t ..... Maurice Jones-Drew run
- 14. 33 ..... David Garrard to Mercedes Lewis
- 15. 35 ..... David Garrard to Mercedes Lewis
- 16. 30 ..... David Garrard to Ernest Wilford
- 17. 47 ..... David Garrard to Mercedes Lewis
- 18. 35t ..... David Garrard to Nate Hughes
- 19. 62 ..... David Garrard to Zach Miller
- 20. 63 ..... David Garrard to Torry Holt
- 21. 30 ..... Maurice Jones-Drew run

## 2008

- 1. 33 ..... David Garrard to Matt Jones
- 2. 34 ..... Fred Taylor run
- 3. 41t ..... Montell Owens run
- 4. 32 ..... David Garrard to Mike Walker
- 5. 46t ..... Maurice Jones-Drew run
- 6. 30t ..... David Garrard to Mercedes Lewis
- 7. 32 ..... David Garrard to Reggie Williams
- 8. 35 ..... David Garrard to Matt Jones
- 9. 31 ..... David Garrard to Jerry Porter
- 10. 30 ..... David Garrard to Reggie Williams
- 11. 33 ..... David Garrard to Jerry Porter
- 12. 41 ..... David Garrard to Dennis Northcutt
- 13. 35 ..... David Garrard to Dennis Northcutt
- 14. 30t ..... David Garrard to Dennis Northcutt

**Bold indicates Playoffs**

- 11-8-12 vs. Indianapolis
- 11-18-12 at Houston
- 11-18-12 at Houston
- 11-18-12 at Houston
- 11-18-12 at Houston
- 11-25-12 vs. Tennessee
- 12-9-12 vs. New York Jets
- 12-16-12 at Miami
- 12-16-12 at Miami
- 12-23-12 vs. New England
- 12-23-12 vs. New England
- 12-30-12 at Tennessee

- 9-25-11 at Carolina
- 9-25-11 at Carolina
- 10-2-11 vs. New Orleans
- 10-2-11 vs. New Orleans
- 10-9-11 vs. Cincinnati
- 11-27-11 vs. Houston
- 12-5-11 vs. San Diego
- 12-11-11 vs. Tampa Bay
- 12-15-11 at Atlanta
- 1-1-12 vs. Indianapolis

- 10-10-10 at Buffalo
- 10-31-10 at Dallas
- 10-31-10 at Dallas
- 11-14-10 vs. Houston
- 11-14-10 vs. Houston
- 11-21-10 vs. Cleveland
- 12-5-10 at Tennessee
- 12-12-10 vs. Oakland
- 12-12-10 vs. Oakland
- 12-12-10 vs. Oakland
- 12-18-10 at Indianapolis
- 12-26-10 vs. Washington
- 12-26-10 vs. Washington
- 1-2-11 at Houston

- 9-20-09 vs. Arizona
- 9-20-09 vs. Arizona
- 9-28-09 at Houston
- 9-28-09 at Houston
- 10-4-09 vs. Tennessee
- 10-18-09 vs. St. Louis
- 10-18-09 vs. St. Louis
- 11-1-09 at Tennessee
- 11-1-09 at Tennessee
- 11-8-09 vs. Kansas City
- 11-8-09 vs. Kansas City
- 11-8-09 vs. Kansas City
- 11-15-09 at New York Jets
- 11-15-09 at New York Jets
- 11-22-09 vs. Buffalo
- 11-29-09 at San Francisco
- 12-6-09 vs. Houston
- 12-6-09 vs. Houston
- 12-6-09 vs. Houston
- 12-13-09 vs. Miami
- 1-3-10 at Cleveland

- 9-7-08 at Tennessee
- 9-21-08 at Indianapolis
- 9-28-08 vs. Houston
- 10-5-08 vs. Pittsburgh
- 10-12-08 at Denver
- 10-12-08 at Denver
- 10-26-08 vs. Cleveland
- 10-26-08 vs. Cleveland
- 11-2-08 at Cincinnati
- 11-23-08 vs. Minnesota
- 12-1-08 at Houston
- 12-14-08 vs. Green Bay
- 12-14-08 vs. Green Bay
- 12-14-08 vs. Green Bay



# 2017 DRIVE CHART

## JAGUARS 2017 DRIVE CHART

### Week 1 – Sept. 10 at Houston Texans

JAX Start	Plys	Yds	End	Deep	Result	HOU Start	Plys	Yds	End	Deep	Result
1. <u>J25</u>	8	51	H24	H24	Field goal	1. H25	3	-6	H19	H26	Punt
2. J38	3	5	J43	J43	Punt	2. H20	9	29	H49	50	Punt
3. <u>J16</u>	10	77	H 7	H 7*#	Field goal	3. H25	3	3	H28	H30	Punt
4. J25	3	8	J33	J33	Punt	4. H33	3	-3	H30	H37	Punt
5. J19	3	3	J22	J23	Punt	5. H38	3	15	J44	J44	Fumble
6. <u>J47</u>	9	53	EZ	H 1*#	Touchdown	6. H25	5	28	J37	J31	Fumble (TD on ret)
7. <u>J25</u>	10	75	EZ	H 1*#	Touchdown	7. <u>H25</u>	2	13	H32	H32	End of half
8. J41	9	38	H21	H21	Missed field goal	8. <u>H25</u>	14	75	EZ	J 4*#	Touchdown
9. J25	3	4	J29	J29	Punt	9. H25	11	34	J35	J35	Fumble
10. <u>H27</u>	4	7	H20	H20	Field goal	10. H29	5	13	H42	H42	Punt
11. H14	2	-2	H15	H14	End of game	11. H37	7	43	J20	J10*#	Interception
						12. H11	4	3	H16	H19	Failed 4 <sup>th</sup> down

### Week 2 – Sept. 17 vs. Tennessee Titans

JAX Start	Plys	Yds	End	Deep	Result	TEN Start	Plys	Yds	End	Deep	Result
1. <u>J24</u>	21	51	T25	T25	Field goal	1. T25	3	3	T28	T28	Punt
2. J25	3	4	J29	J29	Punt	2. <u>T25</u>	11	53	J22	J22	Field goal
3. J29	3	4	J33	J33	Punt	3. T28	3	1	T29	T33	Punt
4. J41	5	-2	J46	T48	Fumble	4. T14	3	4	T18	T18	Punt
5. <u>J16</u>	10	42	T42	T27	Interception	5. J39	3	15	J24	J24	Interception
6. J25	3	4	J29	J29	Interception	6. <u>T39</u>	10	38	J23	J23	Field goal
7. J25	3	-4	J21	J25	Punt	7. <u>J39</u>	10	31	J 8	J 8*#	Field goal
8. J 9	4	-3	J 6	J21	Punt	8. <u>J34</u>	2	34	EZ	J17*	Touchdown
9. J15	7	22	J37	J49	Punt	9. <u>J49</u>	3	49	EZ	J 1*#	Touchdown
10. <u>J25</u>	6	75	EZ	T 1*#	Touchdown	10. T14	8	86	EZ	J32	Touchdown
11. <u>J23</u>	6	77	EZ	T 7*	Touchdown	11. <u>J25</u>	6	25	EZ	J 3*#	Touchdown
						12. T20	5	16	T37	T37	End of game

Underlined = last drive of first half; \* = Inside the 20; # = Goal-to-go; @ = Overtime possession



## **PLAYER BIOS**

**REGULAR SEASON WEEK 3 VS. BALTIMORE**

# ELI ANKOU

99

## ELI ANKOU

DEFENSIVE LINEMAN

6-3 325 LBS

UCLA

BORN JUNE 8, 1994

OTTAWA, ONTARIO, CANADA

ACQ: WAIVERS (HOUSTON) 2017

EXP: ROOKIE



### TRANSACTIONS

Originally signed by Houston as an undrafted free agent on 5/12/17 ... Waived by Houston on 9/2/17 ... Signed by Jacksonville on 9/3/17

### PRO (Games played/started - 2/0)

Spent offseason program and training camp with the Houston Texans before being claimed off waivers by Jacksonville

### 2017 (w/ JAX - 2/0)

- **9/10 at HOU:** Saw action at DT and recorded one solo tackle
- **9/17 vs. TEN:** Recorded two solo tackles

### COLLEGE (at UCLA, 2012-16)

- Appeared in 38 games with 19 starts
- Totaled 91 tackles (49 solo), 1.5 sacks, eight tackles for a loss, three passes defensed and one fumble recovery in his college career

### PERSONAL

- Attended Red Lion Christian Academy (Bear, Del.)

### REGULAR SEASON CAREER STATISTICS

YEAR	TEAM	GP/GS	TKL	SOLO	ASST	ST	SACKS	FF	FR	PD	TFL
2017	JAX	2/0	3	3	0	0	0.0	0	0	0	0
<b>NFL totals: 1 yr.</b>		<b>2/0</b>	<b>3</b>	<b>3</b>	<b>0</b>	<b>0</b>	<b>0.0</b>	<b>0</b>	<b>0</b>	<b>0</b>	<b>0</b>

### 2017 GAME-BY-GAME STATISTICS

DATE	OPP	TKL	SOLO	ASST	ST	SACKS	FF	FR	PD	TFL
09/10	at Houston	1	1	0	0	0.0	0	0	0	0
09/17	vs. Tennessee	2	2	0	0	0.0	0	0	0	0
09/24	vs. Baltimore									
10/01	at New York Jets									
10/08	at Pittsburgh									
10/15	vs. LA Rams									
10/22	at Indianapolis									
	BYE WEEK									
11/05	vs. Cincinnati									
11/12	vs. LA Chargers									
11/19	at Cleveland									
11/26	at Arizona									
12/03	vs. Indianapolis									
12/10	vs. Seattle									
12/17	vs. Houston									
12/24	at San Francisco									
12/31	at Tennessee									
<b>2017 totals:</b>		<b>3</b>	<b>3</b>	<b>0</b>	<b>0</b>	<b>0.0</b>	<b>0</b>	<b>0</b>	<b>0</b>	<b>0</b>



# ARRELIUS BENN

17

## ARRELIUS BENN

WIDE RECEIVER

6-2 228 LBS.


ILLINOIS

BORN SEPTEMBER 8, 1988

WASHINGTON, D.C.

ACQ: FREE AGENT 2015

EXP: 7TH YEAR



### TRANSACTIONS

Originally drafted by Tampa Bay in the second round (39th overall) of the 2010 draft ... Traded to Philadelphia on 3/15/13 ... Waived on 5/16/14 ... Signed by Philadelphia as a free agent on 5/19/14 ... Waived on 9/6/14 ... Signed by Jacksonville as a free agent on 1/5/15 ... Placed on injured reserve on 8/24/15 ... Released on 9/3/16 ... Signed on 9/4/16.

### PRO (Games played/started - 54/25)

• Seventh-year WR has spent time in Tampa Bay, Philadelphia, Tampa Bay and Jacksonville

### 2017 (w/ JAX - 2/0)

Selected as a special teams captain by his teammates for the 2017 season

- **9/10 at HOU:** Saw action at WR and on special teams and recorded one reception for 12 yards
- **9/17 vs. TEN:** Saw action at wide receiver and on special teams

### 2016 (w/ JAX - 15/0)

- **9/11 vs. G.B.:** Made his Jaguars debut and made one special teams tackle
- **9/18 at S.D.:** Had one reception for nine yards and played on special teams
- **9/25 vs. BAL:** Played 21 snaps on special teams
- **10/2 vs. IND:** Posted one reception for one yard ... Played 20 snaps on special teams and made one special teams tackle
- **10/16 at CHI:** Posted the game-winning 51-yard touchdown reception with 2:58 remaining in the fourth quarter
- **10/23 vs. OAK:** Had one reception for for 39 yards, his second consecutive game with a reception of 25+ yards
- **10/27 at TEN:** Saw action at WR and on special teams
- **11/6 at K.C.:** Had one reception for 16 yards
- **11/13 vs. HOU:** Saw action at WR and on special teams
- **11/20 at DET:** Saw action on special teams
- **11/27 at BUF:** Saw action at WR and on special teams
- **12/4 vs. DEN:** Saw action at WR and on special teams
- **12/11 vs. MIN:** Saw action at WR and on special teams in his 50th career game
- **12/18 at HOU:** Saw action at WR and on special teams, making one special teams tackle
- **12/24 vs. TEN:** Inactive (concussion)
- **1/1 at IND:** Saw action at WR and on special teams

### 2015 (w/ JAX - IR)

Spent training camp and preseason with Jacksonville and was placed on injured reserve on Sept. 6

### 2014 (w/ PHI - IR)

Spent preseason with Philadelphia and was placed on injured reserve on Aug. 29 and received an injury settlement on Sept. 6

### 2013 (w/ PHI - IR)

Missed the entire season with an ACL injury suffered in training camp

### 2012 (w/ T.B. - 8/1)

Played in eight games with one start in his final season with Tampa Bay ... Totaled four receptions for 26 yards, three rushes for 16 yards and 13 kickoff returns for 23.5-yard average ... Missed the final half of the season after being placed on injured reserve with shoulder and knee injuries

### 2011 (w/ T.B. - 14/14)

Started all 14 games played and produced a career-high 30 receptions for 441 yards and three TDs

- **10/16 vs. N.O.:** Registered a season-high 83 yards on three receptions including a 65-yard TD catch
- **11/20 at G.B.:** Recorded a season-high two catches of 25-plus yards and finished with 75 yards on five receptions

### 2010 (w/ T.B. - 15/9)

• Played in 15 games with nine starts as a rookie

• Registered 25 receptions for 395 yards and two TDs along with 35 yards on six carries

- **9/12 vs. CLE:** Made NFL debut
- **11/7 vs. ATL:** Scored his first career TD (13 yards)

- **12/12 at WAS:** Had a career-high 122 yards on four receptions and his only career 100-yard receiving game including a career-long 64-yard catch

### COLLEGE (at Illinois, 2007-09)

- Three-year letterman at Illinois
- Declared for the draft following his junior season
- Ranked fourth in school history with 3,613 all-purpose yards
- Finished his career with 159 receptions for 2,221 yards and seven TDs
- Saw action as a true freshman and earned Big Ten Freshman of the Year honors

### PERSONAL

- Attended Dunbar High School in Washington, D.C.
- Named USA Today first-team All-American and was also a Parade All-American Five-star player by Rivals.com and ranked as the No. 2 WR in the country by Rivals.com
- Son of Denise Benn



### REGULAR SEASON CAREER STATISTICS

YEAR	TEAM	GP/GS	RECS	YDS	AVG.	LG	TD
2010	T.B.	15/9	25	395	15.8	64	2
2011	T.B.	14/14	30	441	14.7	65t	3
2012	T.B.	8/1	4	26	6.5	9	0
2016	JAX	15/0	5	116	23.2	51t	1
2017	JAX	2/0	1	12	12.0	12	0
<b>NFL totals: 6 yrs.</b>		<b>54/25</b>	<b>65</b>	<b>990</b>	<b>15.2</b>	<b>65t</b>	<b>6</b>

**Additional statistics:** 15 rushes for 44 yards (2.9 avg.)



### CAREER HIGHS

	GAME	SEASON
<b>Receptions:</b>	5 (11/20/11 at G.B.)	30 (2011)
<b>Receiving yards:</b>	122 (12/12/10 at WAS)	441 (2011)
<b>Receiving touchdowns:</b>	1 (six times, last: 10/16/16 at CHI)	3 (2011)



### 2017 GAME-BY-GAME STATISTICS

DATE	OPP	RECS	YDS	AVG.	LG	TD
09/10	at Houston	1	12	12.0	12	0
09/17	vs. Tennessee	0	0	0.0	0	0
09/24	vs. Baltimore					
10/01	at New York Jets					
10/08	at Pittsburgh					
10/15	vs. LA Rams					
10/22	at Indianapolis					
	BYE WEEK					
11/05	vs. Cincinnati					
11/12	vs. LA Chargers					
11/19	at Cleveland					
11/26	at Arizona					
12/03	vs. Indianapolis					
12/10	vs. Seattle					
12/17	vs. Houston					
12/24	at San Francisco					
12/31	at Tennessee					
<b>2017 totals:</b>		<b>1</b>	<b>12</b>	<b>12.0</b>	<b>12</b>	<b>0</b>

**Additional statistics:**



### 2016 GAME-BY-GAME STATISTICS

DATE	OPP	RECS	YDS	AVG.	LG	TD
09/11	vs. Green Bay	0	0	0.0	0	0
09/18	at San Diego	1	9	9.0	9	0
09/25	vs. Baltimore	0	0	0.0	0	0
10/02	vs. Indianapolis	1	1	1.0	1	0
	BYE WEEK					
10/16	at Chicago	1	51	51.0	51t	1
10/23	vs. Oakland	1	39	39.0	39	0
10/27	at Tennessee	0	0	0.0	0	0
11/06	at Kansas City	1	16	16.0	16	0
11/13	vs. Houston	0	0	0.0	0	0
11/20	at Detroit	0	0	0.0	0	0
11/27	at Buffalo	0	0	0.0	0	0
12/04	vs. Denver	0	0	0.0	0	0
12/11	vs. Minnesota	0	0	0.0	0	0
12/18	at Houston	0	0	0.0	0	0
12/24	vs. Tennessee					
01/01	at Indianapolis	0	0	0.0	0	0
<b>2016 totals:</b>		<b>5</b>	<b>116</b>	<b>23.2</b>	<b>51t</b>	<b>1</b>

**Additional statistics:** Five special teams tackles; 16-yard kickoff return on 11/13 vs. HOU

# ARRELIOUS BENN



## 2012 GAME-BY-GAME STATISTICS

DATE	GAME	RECS	YDS	AVG.	LG	TD
09/09	vs. Carolina			ina		
09/16	at N.Y. Giants	0	0	0.0	0	0
09/23	at Dallas	1	8	8.0	8	0
09/30	vs. Washington	3	18	6.0	9	0
	BYE WEEK					
10/14	vs. Kansas City	0	0	0.0	0	0
10/21	vs. New Orleans	0	0	0.0	0	0
10/25	at Minnesota	0	0	0.0	0	0
11/04	at Oakland	0	0	0.0	0	0
11/11	vs. San Diego			ina		
11/18	at Carolina	0	0	0.0	0	0
11/25	vs. Atlanta			IR		
12/02	at Denver			IR		
12/09	vs. Philadelphia			IR		
12/16	at New Orleans			IR		
12/23	vs. St. Louis			IR		
12/30	at Atlanta			IR		
<b>2012 totals:</b>		<b>4</b>	<b>26</b>	<b>6.5</b>	<b>9</b>	<b>0</b>

**Additional statistics:** three rushes for 16 yards (5.3 avg.); three kick returns for 16 yards (5.3 avg.)



## 2011 GAME-BY-GAME STATISTICS

DATE	GAME	RECS	YDS	AVG.	LG	TD
09/11	vs. Detroit	4	27	6.8	10	0
09/18	at Minnesota	1	25	25.0	25T	1
09/25	vs. Atlanta	3	19	6.3	13	0
10/03	vs. Indianapolis	1	43	43.0	43	0
10/09	at San Francisco	3	46	15.3	33	0
10/16	vs. New Orleans	3	83	27.7	65T	1
10/23	vs. Chicago	0	0	0.0	0	0
	BYE WEEK					
11/06	at New Orleans	2	22	11.0	16	0
11/13	vs. Houston	2	47	23.5	33	0
11/20	at Green Bay	5	75	15.0	37	0
11/27	at Tennessee	1	-3	-3.0	-3	0
12/04	vs. Carolina	3	46	15.3	38	0
12/11	at Jacksonville	1	7	7.0	7	0
12/17	vs. Dallas			ina		
12/24	at Carolina	1	4	4.0	4T	1
12/30	at Atlanta			IR		
<b>2011 totals:</b>		<b>30</b>	<b>441</b>	<b>14.7</b>	<b>65</b>	<b>3</b>

**Additional statistics:** six rushes for -7 yards (-1.2 avg.)



## 2010 GAME-BY-GAME STATISTICS

DATE	GAME	RECS	YDS	AVG.	LG	TD
09/12	vs. Cleveland	0	0	0.0	0	0
09/19	at Carolina	0	0	0.0	0	0
09/26	vs. Pittsburgh	3	33	11.0	13	0
	BYE WEEK					
10/10	at Cincinnati	2	25	12.5	18	0
10/17	vs. New Orleans	1	9	9.0	9	0
10/24	vs. St. Louis	1	9	9.0	9	0
10/31	at Arizona	1	53	53.0	53	0
11/07	at Atlanta	1	14	14.0	14T	1
11/14	vs. Carolina	2	29	14.5	21	1
11/21	at San Francisco	2	14	7.0	7	0
11/28	at Baltimore	3	9	3.0	9	0
12/05	vs. Atlanta	1	28	28.0	28	0
12/12	at Washington	4	122	30.5	64	0
12/19	vs. Detroit	3	34	11.3	13	0
12/26	vs. Seattle	1	16	16.0	16	0
<b>2010 totals:</b>		<b>25</b>	<b>395</b>	<b>15.8</b>	<b>64</b>	<b>2</b>

**Additional statistics:** six rushes for 25 yards (5.8 avg.)

# MICHAEL BENNETT

## 96 MICHAEL BENNETT

DEFENSIVE TACKLE

6-2 287 LBS.

OHIO STATE

BORN FEBRUARY 24, 1993

CENTERVILLE, OHIO

ACQ: 6TH ROUND OF 2015 DRAFT (180TH)

EXP: 3RD YEAR



### TRANSACTIONS

Originally drafted by Jacksonville in the sixth round (180th overall) of the 2015 NFL draft on 5/2/15 ... Placed on injured reserve on 9/2/16

### PRO (Games played/started - 14/0)

• Played in 13 games during his rookie season and has amassed 10 tackles (seven solo), one tackle for loss and 0.5 sacks

### 2017 (w/ JAX - 1/0)

- 9/10 at HOU: Inactive
- 9/17 vs. TEN: Recorded one solo tackle and one pass defended

### 2016 (w/ JAX - IR)

• Spent the season on injured reserve

### 2015 (w/ JAX - 13/0)

- Saw action in 13 games as part of the team's DL rotation
- Totaled 10 tackles (seven solo), including one tackle for loss and 0.5 sacks
- 9/13 vs. CAR: Recorded one tackle in NFL debut
- 10/11 at T.B.: Played at DT, recording two tackles (two solo), and was active on special teams
- 10/18 vs. HOU: Saw action at DT and on special teams, recording two tackles and was credited with his first career 0.5 sacks
- 12/13 vs. IND: Saw action at DT, making two tackles (two solo), and on special teams
- 12/20 vs. ATL: Saw action at DT, making one tackle (one solo) and his first career tackle for loss, and on special teams

### COLLEGE (at Ohio State, 2011-14)

- Played in 49 career games with 28 starts
- Recorded 110 career tackles and 31.5 TFLs
- His 18 career QB sacks is tied for eighth all-time at Ohio State

### PERSONAL

- Attended Centerville High School
- First-team Division I All-Ohio performer
- Played in the U.S. Army All-American Bowl
- Two-time GWOC player of the year
- Also competed in track and field
- Son of Connie and Mike Bennett who each graduated from the U.S. Military Academy at West Point
- Twitter handle is @mike96bennett

### REGULAR SEASON CAREER STATISTICS

YEAR	TEAM	GP/GS	TKL	SOLO	ASST	ST	SACKS	FF	FR	PD	TFL
2015	JAX	13/0	10	7	3	0	0.5	0	0	0	1
2016	JAX					IR					
2017	JAX	1/0	1	1	0	0	0	0	0	1	0
<b>NFL totals: 2 yr.</b>		<b>14/0</b>	<b>11</b>	<b>8</b>	<b>3</b>	<b>0</b>	<b>0.5</b>	<b>0</b>	<b>0</b>	<b>1</b>	<b>1</b>

### CAREER HIGHS

	GAME	SEASON
<b>Tackles:</b>	2 (three times, last: 12/13/15 vs. IND)	10 (2015)
<b>Sacks:</b>	0.5 (10/18/15 vs. HOU)	0.5 (2015)
<b>Tackles for loss:</b>	1 (12/20/15 vs. ATL)	1 (2015)

### 2017 GAME-BY-GAME STATISTICS


DATE	OPP	TKL	SOLO	ASST	ST	SACKS	FF	FR	PD	TFL
09/10	at Houston				Inactive					
09/17	vs. Tennessee	1	1	0	0	0.0	0	0	1	0
09/24	vs. Baltimore									
10/01	at New York Jets									
10/08	at Pittsburgh									
10/15	vs. LA Rams									
10/22	at Indianapolis									
	BYE WEEK									
11/05	vs. Cincinnati									
11/12	vs. LA Chargers									
11/19	at Cleveland									
11/26	at Arizona									
12/03	vs. Indianapolis									
12/10	vs. Seattle									
12/17	vs. Houston									
12/24	at San Francisco									
12/31	at Tennessee									
<b>2017 totals:</b>		<b>1</b>	<b>1</b>	<b>0</b>	<b>0</b>	<b>0.0</b>	<b>0</b>	<b>0</b>	<b>1</b>	<b>0</b>

### 2015 GAME-BY-GAME STATISTICS

DATE	OPP	TKL	SOLO	ASST	ST	SACKS	FF	FR	PD	TFL
09/13	vs. Carolina	1	0	1	0	0.0	0	0	0	0
09/20	vs. Miami	0	0	0	0	0.0	0	0	0	0
09/27	at New England	0	0	0	0	0.0	0	0	0	0
10/04	at Indianapolis	0	0	0	0	0.0	0	0	0	0
10/11	at Tampa Bay	2	2	0	0	0.0	0	0	0	0
10/18	vs. Houston	2	0	2	0	0.5	0	0	0	0
10/25	vs. Buffalo	0	0	0	0	0.0	0	0	0	0
	BYE WEEK									
11/08	at N.Y. Jets	1	1	0	0	0.0	0	0	0	0
11/15	at Baltimore					ina				
11/19	vs. Tennessee					ina				
11/29	vs. San Diego					ina				
12/06	at Tennessee	0	0	0	0	0.0	0	0	0	0
12/13	vs. Indianapolis	2	2	0	0	0.0	0	0	0	0
12/20	vs. Atlanta	1	1	0	0	0.0	0	0	0	1
12/27	at New Orleans	1	1	0	0	0.0	0	0	0	0
01/03	at Houston	0	0	0	0	0.0	0	0	0	0
<b>2015 totals:</b>		<b>10</b>	<b>7</b>	<b>3</b>	<b>0</b>	<b>0.5</b>	<b>0</b>	<b>0</b>	<b>0</b>	<b>1</b>

# TOMMY BOHANON

## 40 TOMMY BOHANON



FULLBACK

6-1 246 LBS

WAKE FOREST

BORN SEPTEMBER 10, 1990

FORT MYERS, FLORIDA

ACQ: FREE AGENT 2017

EXP: 4TH YEAR

### TRANSACTIONS

Originally drafted in the seventh round (215th overall) by the N.Y. Jets in 2013 ... Released on 9/3/16 ... Signed by Jacksonville on 4/17/17

### PRO (Games played/started - 38/16)

• Has played in 36 games with 14 starts over three seasons with the N.Y. Jets (2013-15)

### 2017 (w/ JAX - 2/2)

- **9/10 at HOU:** Started at FB and recorded one rush for zero yards and one reception for one yard and one TD ... Helped pave the way for the team to rush for 155 yards
- **9/17 vs. TEN:** Started at FB

### 2015 (w/ NYJ - 16/4)

- Played in all 16 games with four starts
- Tallied two rushes for two yards and four receptions for 56 yards (14.0 rec. avg.)
- Added eight special teams tackles

### 2014 (w/ NYJ - 4/2)

- Saw action in four games with two starts
- Totaled one rushing attempt for three yards and two receptions for 30 yards

### 2013 (w/ NYJ - 16/4)

- Played in all 16 games with eight starts during his rookie season
- Tallied 17 rushes for 62 yards and 11 receptions for 69 yards

### COLLEGE (at Wake Forest, 2009-12)

- In four seasons as a Deamon Deacon, started 22 of 49 games and rushed for 160 yards on 50 carries with three TDs
- Also caught 51 passes for 405 yards (7.9 rec. avg.) and seven TDs
- As a senior, started all 12 games and caught 23 passes for 208 yards (9.0 rec. avg.) with five TDs

### PERSONAL

- Three-time All-District, All-Conference and All-Area performer accumulated more than 1,500 yards and 18 TDs during his career at North Fort Myers (Fla.) High School
- Named team MVP as a senior, after rushing 50 times for 193 yards and four TDs
- Also lettered in track and baseball
- Played in college with Jaguars Special Assistant to the General Manager **John Idzik's** son, Brad Idzik

### REGULAR SEASON CAREER STATISTICS

YEAR	TEAM	GP/GS	NO	RUSHING				RECEIVING				
				YDS	AVG	LG	TD	NO	YDS	AVG	LG	TD
2013	NYJ	16/8	17	62	3.6	8	0	11	69	6.3	21	0
2014	NYJ	4/2	1	3	3.0	3	0	2	30	15.0	16	0
2015	NYJ	16/4	2	2	2.0	2	0	4	56	14.0	23	0
2017	JAX	2/2	1	0	0.0	0	0	1	1	1.0	1	1
<b>NFL totals: 3 yrs. 38/16</b>			<b>21</b>	<b>67</b>	<b>3.2</b>	<b>8</b>	<b>0</b>	<b>18</b>	<b>156</b>	<b>8.7</b>	<b>23</b>	<b>1</b>

### 2017 GAME-BY-GAME STATISTICS

DATE	GAME	RUSHING					RECEIVING				
		NO	YDS	AVG	LG	TD	NO	YDS	AVG	LG	TD
09/10	at Houston	1	0	0.0	0	0	1	1	1.0	1	1
09/17	vs. Tennessee	0	0	0.0	0	0	0	0	0.0	0	0
09/24	vs. Baltimore										
10/01	at New York Jets										
10/08	at Pittsburgh										
10/15	vs. LA Rams										
10/22	at Indianapolis										
	BYE WEEK										
11/05	vs. Cincinnati										
11/12	vs. LA Chargers										
11/19	at Cleveland										
11/26	at Arizona										
12/03	vs. Indianapolis										
12/10	vs. Seattle										
12/17	vs. Houston										
12/24	at San Francisco										
12/31	at Tennessee										
<b>2017 totals:</b>		<b>1</b>	<b>0</b>	<b>0.0</b>	<b>0</b>	<b>0</b>	<b>1</b>	<b>1</b>	<b>1.0</b>	<b>1</b>	<b>1</b>

**Additional Statistics:** one special teams tackle

# BLAKE BORTLES

5

## BLAKE BORTLES

QUARTERBACK

6-5 236 LBS


CENTRAL FLORIDA

BORN APRIL 28, 1992

OVIDO, FLORIDA

ACQ: 1ST ROUND OF 2014 DRAFT (3RD)

EXP: 4TH YEAR



### TRANSACTIONS

Originally drafted by Jacksonville in the first round (3rd overall) of the 2014 draft

### PRO (Games played/started - 48/47)

• Ranks third in career passing yards (11,241), pass attempts (1,706), pass completions (1,003), passing touchdowns (69) and completion percentage (58.7) in franchise history  
• The first player in franchise history to have multiple games with four-plus passing TDs (three games)

### 2017 (w/ JAX - 2/2)

• **9/10 at HOU:** Started at QB and threw for 125 yards on 11-21 passing with one TD ... Completed his third consecutive contest with at least one TD and zero INTs dating back to Week 16 of the 2016 season ... Rushed three times for 13 yards  
• **9/17 vs. TEN:** Completed 20-of-34 passes (58.8 comp. pct.) for 223 yards, one TD and two interceptions and added four rushes for 29 yards

### 2016 (w/ JAX - 16/16)

Completed 368 of 625 passes, both being single-season franchise records, for 3,905 yards, 23 TDs and 16 INTs for a 78.8 passer rating ... Marked his second consecutive season with more than 3,500 passing yards and 20 TDs, the first player in franchise history to achieve this feat ... Threw his 1,000th career completion against Indianapolis in Week 17 to become the sixth-fastest player in NFL history ... Was one of two players (ATL's **Matt Ryan**) in the league responsible for a TD (passing/rushing/receiving) in every game

• **9/11 vs. G.B.:** Completed 24-of-39 passes (61.5 comp. pct.) for 320 yards, one TD and one INT for an 85.4 passer rating ... His 187 first-half passing yards were most for his career ... His 320 yards are the most by a Jaguars QB on kickoff weekend in franchise history  
• **9/18 at S.D.:** Completed 31-of-50 passes (62.0 comp. pct.) for 329 yards, two TDs and two INTs for a 77.8 passer rating  
• **9/25 vs. BAL:** Completed 24-of-38 passes (63.2 comp. pct.) for 194 yards, two TDs and three INTs for a 60.6 passer rating ... Eclipsed 50 career passing TDs in his 33rd career game, becoming the fastest Jaguars QB to 50 career passing TDs, surpassing the previous mark set by **Mark Brunell** (41 games)  
• **10/2 vs. IND:** Completed 19-of-33 passes (57.6 comp. pct.) for 207 yards and two TDs ... Posted a season-best 96.4 passer rating ... Rushed seven times for 36 yards and his third career rushing TD  
• **10/16 at CHI:** Completed 20 of 33 passes (60.6 comp. pct.) for 271 yards, one TD and one INT for an 84.3 passer rating ... Trailing 16-10 with 3:18 remaining in the fourth quarter, Bortles engineered a four-play, 78-yard drive that culminated in a 51-yard TD pass to WR **Arrelious Benn** with 2:58 remaining ... The victory marked Bortles' fifth come-from-behind fourth-quarter victory  
• **10/23 vs. OAK:** Accounted for 279 yards of offense, completing 23 of 42 passes (53.5 comp. pct.) for 246 yards, one TD and two INTs for a 58.9 passer rating, as well as rushing for 33 yards on five carries  
• **10/27 at TEN:** Completed 33-for-54 passes (61.1 comp. pct.) for 337 yards and three TDs for a 97.5 passer rating  
• **11/6 at K.C.:** Completed 22-for-41 passes (53.7 comp. pct.) for 252 yards, two TDs and one INT  
• **11/13 vs. HOU:** Completed 32-of-49 passes (65.3 comp. pct.) for 265 yards, two TDs and one INT for an 84.1 passer rating  
• **11/20 at DET:** Completed 22-of-35 passes (62.9 comp. pct.) for 202 yards, two TDs and two INTs  
• **11/27 at BUF:** Completed 13-of-26 passes (50.0 comp. pct.) for 126 yards and two TDs ... Ran for a career-high, team-high 81 yards  
• **12/4 vs. DEN:** Completed 19-of-42 passes (45.2 comp. pct.) for 181 yards and two INTs ... Rushed two times for 29 yards, including a 22-yard TD run  
• **12/11 vs. MIN:** Completed 23-of-37 passes (62.2 comp. pct.) for 257 yards and one TD for a 91.8 passer rating ... Rushed three times for 13 yards  
• **12/18 at HOU:** Completed 12-of-28 passes for 92 yards and one INT ... Rushed two times for one TD  
• **12/24 vs. TEN:** Completed 26-of-38 passes for 325 yards and one TD ... His 103.5 passer rating was a season-high and his best mark since he posted a 124.5 passer rating at New Orleans on Dec. 27, 2015 ... Also had a receiving TD on a throw-back pass from WR **Marqise Lee**, becoming the first player in NFL history to record 300-plus passing yards and at least one receiving TD  
• **1/1 at IND:** Completed 25-of-39 passes for 301 yards, one touchdown and posted a 96.2 passer rating ... Threw for 300+ yards in back-to-back games for the second

time this season and for the fourth time in his career

### 2015 (w/ JAX - 16/16)

Completed 355 of 606 passes (58.6 comp. pct.) for 4,428, 35 TDs and 18 INTs for an 88.2 passer rating ... Set single-season franchise records for yards, completions, attempts and touchdowns ... Threw a TD in 15 straight games from 9/13/15 to 12/27/15, the longest streak in franchise history ... Threw for the NFL's second-most passing TDs (35) in 2015, behind only New England's **Tom Brady** ... Joins **Dan Marino** (1984) as the only first- or second-year QBs in NFL history to throw for 4,400-plus yards and 35-plus TDs in a single season ... Became the youngest QB in NFL history to throw for 4,000-plus yards and 35-plus TDs and rush for 300-plus yards in a season. ... The only other players in NFL history to achieve the feat are **Daunte Culpepper** (2004) and **Steve Young** (1998) ... Finished the season with 72 completions of 20-plus yards, the most in the NFL and the most in a season in Jaguars history (the previous record for completions of 20-plus yards by a Jaguars QB was 44, set by **Mark Brunell** in 1997 and 2001 and **David Garrard** in 2004) ... Threw for 300-plus yards on six occasions in 2015, tied for the most 300-yard passing games by a Jaguars QB in a single season ... Youngest QB in NFL history to throw for at least 25 TDs and rush for at least one TD in a single season

• **9/13 vs. CAR:** Became the second QB in franchise history to start on opening day before turning 24 years old ... Completed 22-of-40 for 183 yards and 1 TD, while also rushing four times for 26 yards (6.5 rush avg.) ... Surpassed 3,000 career passing yards on a 6-yard TD completion to **Rashad Greene** in the second quarter ... His 22 completions are tied for the seventh-most in a season opener in franchise history  
• **9/20 vs. MIA:** Completed 18-of-33 for 273 yards and two TDs ... Captained his second career fourth-quarter game-winning drive, marching the Jaguars 66 yards on nine plays to set up K **Jason Myers'** game-winning 28-yard FG with :40 left  
• **10/4 at IND:** Completed 28-of-50 passes (56.0 comp. pct.) for 298 yards and one TD for an 80.2 passer rating ... The 50 pass attempts by Bortles were the most of his career and the fifth-most in franchise history ... Joins **Byron Leftwich** (54), **Mark Brunell** (52, 50) and **Chad Henne** (51, 51) as the only players in Jaguars history to register 50-plus pass attempts in a single game  
• **10/11 at T.B.:** Completed 23-of-33 passes (69.7 comp. pct.) for 303 yards, four TDs and one INT ... First time in Bortles' 19-game career that he threw three or more touchdowns ... Bortles joins **Mark Brunell** (11/29/98), **David Garrard** (10/31/10), **Quinn Gray** (12/30/07) and **Chad Henne** (11/18/12) as the only Jaguars quarterbacks to throw for four touchdowns in a single game  
• **10/18 vs. HOU:** Completed 30-of-53 passes for 331 yards, three TDs and three INTs ... His 53 pass attempts were the second-most in franchise history and most since **Byron Leftwich** recorded 54 on 10/10/04 at San Diego ... Has thrown for 300+ yards in back-to-back games for the first time in his career  
• **10/25 vs. BUF:** Completed 13-of-29 passes for 182 yards, 2 TDs and one INT ... Threw a 31-yard game-winning touchdown pass to WR **Allen Hurns** with 2:25 remaining in the fourth quarter  
• **11/8 at NYJ:** Completed 24 of 40 passes for a career-high 381 yards, two TDs and two INTs ... 381 passing yards were fourth-most in franchise history ... Joins **Mark Brunell** as the only QBs in franchise history to throw for 375-plus yards in a single game ... Has thrown for two-plus touchdowns in four consecutive games, tying the franchise record for most consecutive games with two-plus passing TDs (**Chad Henne** in 2013 and **David Garrard** in 2007)  
• **11/19 vs. TEN:** Completed 21 of 30 passes for 242 yards, one TD and one INT for a 91.2 passer rating ... His fourth-quarter TD pass to **Julius Thomas** was his 20th of the season, placing him with **David Garrard** (23 in 2010) and **Mark Brunell** (20 in 1998 and 2000) as the only QBs in Jaguars history to throw for 20-plus TD passes in a season  
• **11/29 vs. S.D.:** Completed 30-of-49 passes for 329 yards, two TDs and one INT ... The fourth game with at least 300 passing yards and two passing TDs in 2015, the most such games ever in Jaguars single-season history  
• **12/6 at TEN:** Completed 24-of-36 passes for 322 yards and a career-high five TDs ... Became the youngest player in NFL history to throw for 320-plus yards, five-plus TDs and zero INTs in a single game ... His five TDs is the most by a Jaguars QB in a single game ... Joins **Dan Marino** (22, 1984) and **Matthew Stafford** (23, 2011) as the only QBs age 23-or-younger in NFL history to throw for 27 or more TDs through the first 12 games of the season ... Tallied a career-high 134.5 passer rating  
• **12/13 vs. IND:** Completed 16 of 30 passes (58.3 completion pct.) for 250 yards and three TDs for a 114.6 passer rating ... Joins **Dan Marino** (36, 1984) and **Kurt Warner** (34, 1999) as the only first- or second-year QBs to throw for 30-plus passing TDs through 13 games in a season ... Bortles (23) and Marino (22) are the only players age 23-or-younger to throw for 30-plus TDs through 13 games in a season ... Bortles' fourth career game with a passer rating of 100-plus and his fourth career game with three-plus passing TDs ... Has become the first player in Jaguars history to throw for three-plus TDs and zero INTs in back-to-back games  
• **12/27 at N.O.:** Completed 27-of-35 passes (77.1 comp. percentage) for 368 yards, four TDs and two INTs for a passer rating of 124.5, his third highest of the season ... Bortles' 77.1 comp. percentage was the second-highest in his NFL career ... In the second half, completed 18-of-21 passes (85.7 comp. percentage) for 288 yards, three TDs and zero INTs for a perfect 158.3 passer rating

### 2014 (w/ JAX - 14/13)

Set franchise single-season records for a rookie with 2,908 passing yards and 280 completions while throwing for 11 TDs ... Led all NFL QBs with a 7.48 average per

# BLAKE BORTLES

rush, rushing 56 times for 419 yards ... Marked the highest single-season rushing average by a QB in team history and his 419 rushing yards were second-most in team history (480, **Mark Brunell**, 1995) ... Finished with 37 completions of 20-plus yards ... Became 16th QB in Jaguars history to start a game and was one of seven rookie QBs to make their NFL debut in 2014 ... Took over as the team's starting QB in Week 4 and started the final 13 games ... Was 280 of 475 passing for 2,908 yards with 11 TDs/17 INTs and 69.5 rating ... Had 21 completions of 25-plus yards ... Rushed for 419 yards on 56 carries (7.48 avg.), the highest average by a NFL QB and second-most rushing yards by a Jaguars QB in a season

- **9/7 at PHI:** Dressed but did not play in season-opener
- **9/14 at WAS:** Dressed but did not play
- **9/21 vs. IND:** Made his NFL debut after he was inserted into the lineup to start the second half and finished 14 of 24 passing for 223 yards with two TDs/two INTs for an 82.5 passer rating ... Had four completions of 20-plus yards including a 63-yard TD pass to **Allen Hurns** ... Also had 30 rushing yards including 20-yard rush ... Engineered the offense to 289 yards in the second half after the club managed only 55 yards in the first half
- **9/28 at SD:** Made first career start and totaled 29 of 37 passing for 254 yards with one TD and two INTs for an 81.7 passer rating ... Completed 78.4 percent of his passes, the highest in NFL history for a rookie quarterback in his first career start with a minimum 30 attempts ... Hooked up with TE **Nic Jacobs** for a two-yard score in the second quarter ... Had five carries for 24 yards ... His 29 completions set single-game franchise record by a rookie and his completions, attempts and yards were most by a Jaguars rookie QB in first career start
- **10/5 vs. PIT:** Started at QB for first time at home and was 22 of 36 passing for 191 yards with two INTs for a 52.0 rating
- **10/12 at TEN:** Threw for 336 yards and one TD on 32 of 46 passing (69.6 pct.), tying **Byron Leftwich** (10/5/03 vs. San Diego) for most passing yards by a rookie in team history ... His 46 attempts and 32 completions were the most in franchise history by a rookie ... Had a 59-yard completion to TE **Clay Harbor** and hooked up with Harbor for a 20-yard TD pass in the fourth quarter ... Marked first AFC South start ... Led team in rushing with five carries for 38 yards
- **10/19 vs. CLE:** Was 17 of 31 passing for 159 yards with one TD and 3 INTs ... Had 31-yard TD pass to WR **Allen Robinson** in the second quarter ... Added five carries for 37 yards with a long of 18 yards. Had four completions of 20-plus yards
- **10/26 vs. MIA:** Threw for 221 yards and one TD on 18 of 34 passing ... Had two INTs, both returned for scores ... Hooked up with **Allen Robinson** for a 48-yard TD in the fourth quarter
- **11/2 at CIN:** Posted a career-best 96.4 rating on 22 of 33 passing (66.7 pct.) with two TDs and one INT ... Had TD passes to **Allen Hurns** of 40 and 18 yards
- **11/9 vs. DAL:** Completed 22 of 37 passes for 290 yards with one INT for a 73.0 rating ... Had four completions of 20-plus yards including a 53-yard pass to WR **Cecil Shorts**
- **11/23 at IND:** Threw for 146 yards on 15 of 27 passing
- **11/30 vs. NYG:** Completed 21 of 35 passes for 194 yards with one TD for an 84.7 rating ... Had first career fourth-quarter comeback win, leading team on a 11-play, 70-yard drive that culminated with a **Josh Scobee** FG ... Had a 30-yard TD pass to **Marqise Lee** in the third quarter and finished with four completions of 20-plus yards ... Added a career-high 68 rushing yards on five carries including a 29-yard rush ... Became only the third starting rookie quarterback to lead his team to a comeback win of 21 or more points since at least 1970
- **12/7 vs. HOU:** Was 20 of 39 passing for 205 yards with one TD for a 64.6 rating ... Had a four-yard TD pass to **Allen Hurns** in the first quarter, his first career TD pass in the first quarter ... Had three completions of 20-plus yards
- **12/14 at BAL:** Had three completions of 20-plus yards and finished 21 of 37 passing for 210 yards with one INT for a 61.8 rating
- **12/18 vs. TEN:** Earned first career division win, throwing for 115 yards and one TD ... Had a 34-yard completion to **Marqise Lee** in the third quarter ... Had five carries for 50 yards with runs of 19, 15 and 13 yards
- **12/28 at HOU:** Threw for 117 yards in season-finale on 14 of 33 passing and led team with 61 yards on three carries (20.3 avg.) ... Had a 34-yard rush in the fourth quarter, his longest rush of his career ... Set single-season franchise-record for passing yards by a rookie with 2,908

## COLLEGE (at Central Florida, 2011-13)

- Played in 37 games with 30 starts
- Declared for the NFL Draft following his junior season
- Compiled a 22-5 record as a starter
- Career totals included 585 of 891 passing for 7,598 yards with 56 TDs/19 INT
- Ranked fourth in school history for passing yards and TDs
- As a junior, finished 259 of 382 passing (67.8 pct.) for 3,581 yards with 25 TDs/9 INTs and led team to a 12-1 mark and a Fiesta Bowl win
- Named MVP of the Fiesta Bowl with a win over Baylor, throwing for 301 yards and three TDs
- Majored in Interpersonal/Organizational Communication and minored in Sports and Fitness

## PERSONAL

- Attended Oviedo High School where he finished his career by setting Seminole County records with 5,576 yards and 53 TDs
- Captured MVP award at the Central Florida All-Star game following senior year
- Also lettered in baseball
- His brother, Colby, plays baseball for the Detroit Tigers
- Son of Suzy and Rob Bortles
- Twitter handle is @BBortles5

## REGULAR SEASON CAREER STATISTICS

### PASSING

YEAR	TEAM	P/S	COMP	ATT	PCT	YDS	AVG	TD	INT	SK	RTG
2014	JAX	14/13	280	475	58.9	2,908	6.1	11	17	55	69.5
2015	JAX	16/16	355	606	58.6	4,428#	7.3	35#	18	51	88.2
2016	JAX	16/16	368#	625#	58.9	3,905	6.2	23	16	34	78.8
2017	JAX	2/2	31	55	56.3	348	6.3	2	2	2	72.4
<b>NFL totals:</b>		<b>4 yrs. 48/47</b>	<b>1,034</b>	<b>1,761</b>	<b>58.7</b>	<b>11,589</b>	<b>6.6</b>	<b>71</b>	<b>53</b>	<b>142</b>	<b>79.3</b>

# single-franchise record

### RUSHING

YEAR	TEAM	W-L*	ATT	YDS	AVG	TD
2014	JAX	3-10	56	419	7.5	0
2015	JAX	5-11	52	310	6.0	2
2016	JAX	3-13	58	359	6.2	3
2017	JAX	1-1	7	42	6.0	0
<b>NFL totals:</b>		<b>4 yrs. 12-35</b>	<b>173</b>	<b>1,130</b>	<b>6.5</b>	<b>5</b>

\* games started

## CAREER HIGHS

	GAME	SEASON
<b>Passing completions:</b>	33 (10/27/16 at TEN)	368 (2016)
<b>Passing attempts:</b>	54 (10/27/16 at TEN)	625 (2016)
<b>Passing percentage:</b>	78.4 (9/28/14 at S.D.)	58.9 (2016)
<b>Passing yards:</b>	381 (11/8/15 at NYJ)	4,428 (2015)
<b>Passing touchdowns:</b>	5 (12/6/15 at TEN)	35 (2015)
<b>Passer rating:</b>	134.5 (12/6/15 at TEN)	88.2 (2015)
<b>Rushing attempts:</b>	6 (three times, last: 12/20/15 vs. ATL)	58 (2016)
<b>Rushing yards:</b>	81 (11/27/16 at BUF)	419 (2014)
<b>Rushing touchdowns:</b>	1 (five times, last: 12/18/16 at HOU)	3 (2016)

## 2017 GAME-BY-GAME STATISTICS

### PASSING

DATE	OPP	P/S	COMP	ATT	PCT	YDS	AVG	TD	INT	SK	RTG
09/10	at HOU	1/1	11	21	52.4	125	6.0	1	0	0	86.4
09/17	vs. TEN	1/1	20	34	58.8	223	6.6	1	2	2	63.7
09/24	vs. BAL										
10/01	at NYJ										
10/08	at PIT										
10/15	vs. LAR										
10/22	at IND										
	BYE WEEK										
11/05	vs. CIN										
11/12	vs. LAC										
11/19	at CLE										
11/26	at AZ										
12/03	vs. IND										
12/10	vs. SEA										
12/17	vs. HOU										
12/24	at SF										
12/31	at TEN										
<b>2017 totals:</b>		<b>2/2</b>	<b>31</b>	<b>55</b>	<b>56.4</b>	<b>348</b>	<b>6.3</b>	<b>2</b>	<b>2</b>	<b>2</b>	<b>72.4</b>

Additional statistics:

### RUSHING

DATE	OPP	W/L	ATT	YDS	AVG	LG	TD
09/10	at HOU	W	3	13	4.3	15	0
09/17	vs. TEN	L	4	29	7.3	11	0
09/24	vs. BAL						
10/01	at NYJ						
10/08	at PIT						
10/15	vs. LAR						
10/22	at IND						
	BYE WEEK						
11/05	vs. CIN						
11/12	vs. LAC						
11/19	at CLE						
11/26	at AZ						
12/03	vs. IND						
12/10	vs. SEA						
12/17	vs. HOU						
12/24	at SF						
12/31	at TEN						
<b>2017 totals:</b>		<b>1-1</b>	<b>7</b>	<b>42</b>	<b>6.0</b>	<b>15</b>	<b>0</b>

# BLAKE BORTLES

## 2016 GAME-BY-GAME STATISTICS

PASSING											
DATE	OPP	P/S	COMP	ATT	PCT	YDS	AVG	TD	INT	SK	RTG
09/11	vs. G.B.	1/1	24	39	61.5	320	8.2	1	1	3	85.4
09/18	at S.D.	1/1	31	50	62.0	329	6.6	2	2	2	77.8
09/25	vs. BAL	1/1	24	38	63.2	194	5.1	2	3	4	60.6
10/02	vs. IND	1/1	19	33	57.6	207	6.3	2	0	3	96.4
BYE WEEK											
10/16	at CHI	1/1	20	33	60.6	271	8.2	1	1	2	84.3
10/23	vs. OAK	1/1	23	43	53.5	246	5.7	1	2	1	58.9
10/27	at TEN	1/1	33	54	61.1	337	6.2	3	0	2	97.5
11/06	at K.C.	1/1	22	41	53.7	252	6.1	2	1	2	78.5
11/13	vs. HOU	1/1	32	49	65.3	265	5.4	2	1	2	84.1
11/20	at DET	1/1	22	35	62.9	202	5.8	2	2	0	73.8
11/27	at BUF	1/1	13	26	50.0	126	4.9	2	0	2	89.6
12/04	vs. DEN	1/1	19	42	45.2	181	4.3	0	2	1	37.9
12/11	vs. MIN	1/1	23	37	62.2	257	6.9	1	0	4	91.8
12/18	at HOU	1/1	12	28	42.9	92	3.3	0	1	2	36.6
12/24	vs. TEN	1/1	26	38	68.4	325	8.6	1	0	2	103.5
01/01	at IND	1/1	25	39	64.1	301	7.7	1	0	2	96.2
<b>2016 totals:</b>	<b>16/16</b>	<b>368</b>	<b>625</b>	<b>58.9</b>	<b>3,905</b>	<b>6.2</b>	<b>23</b>	<b>16</b>	<b>34</b>	<b>78.8</b>	

Additional statistics: one reception for 20 yards and one TD on 12/24/16 vs. TEN.

## RUSHING

DATE	OPP	W/L	ATT	YDS	AVG	LG	TD
09/11	vs. G.B.	L	2	2	1.0	3	0
09/18	at S.D.	L	3	34	11.3	24	0
09/25	vs. BAL	L	3	17	5.7	9	0
10/02	vs. IND	W	7	36	5.1	9	1
BYE WEEK							
10/16	at CHI	W	3	1	0.3	3	0
10/23	vs. OAK	L	5	33	6.6	17	0
10/27	at TEN	L	4	22	5.5	12	0
11/06	at K.C.	L	6	54	9.0	26	0
11/13	vs. HOU	L	3	11	3.7	11	0
11/20	at DET	L	1	3	3.0	3	0
11/27	at BUF	L	8	81	10.1	27	0
12/04	vs. DEN	L	2	29	14.5	22	1
12/11	vs. MIN	L	3	13	4.3	6	0
12/18	at HOU	L	2	-5	-2.5	1	1
12/24	vs. TEN	W	3	7	2.3	7	0
01/01	at IND	L	3	21	7.0	16	0
<b>2016 totals:</b>	<b>3-13</b>	<b>58</b>	<b>359</b>	<b>6.2</b>	<b>27</b>	<b>3</b>	

## 2015 GAME-BY-GAME STATISTICS

PASSING											
DATE	OPP	P/S	COMP	ATT	PCT	YDS	AVG	TD	INT	SK	RTG
09/13	vs. CAR	1/1	22	40	55.0	183	4.6	1	2	5	54.5
09/20	vs. MIA	1/1	18	33	54.5	273	8.3	2	0	0	102.2
09/27	at N.E.	1/1	17	33	51.5	242	7.3	2	1	2	83.1
10/04	at IND	1/1	28	50	56.0	298	6.0	1	0	1	80.2
10/11	at T.B.	1/1	23	33	69.7	303	9.2	4	1	6	125.4
10/18	vs. HOU	1/1	30	53	56.6	331	6.2	3	3	3	70.6
10/25	vs. BUF	1/1	13	29	44.8	182	6.3	2	1	2	74.2
BYE WEEK											
11/08	at NYJ	1/1	24	40	60.0	381	9.5	2	2	6	87.6
11/15	at BAL	1/1	22	45	48.9	188	4.2	2	1	3	65.8
11/19	vs. TEN	1/1	21	30	70.0	242	8.1	1	1	4	91.2
11/29	vs. S.D.	1/1	30	49	61.2	329	6.7	2	1	2	86.2
12/06	at TEN	1/1	24	36	66.7	322	8.9	5*	0	2	134.5
12/13	vs. IND	1/1	16	30	53.3	250	8.3	3	0	3	114.6
12/20	vs. ATL	1/1	23	38	60.5	297	7.8	1	1	2	82.9
12/27	at N.O.	1/1	27	35	77.1	368	10.5	4	2	2	124.5
01/03	at HOU	1/1	17	32	53.1	239	7.5	0	2	8	51.4
<b>2015 totals:</b>	<b>16/16</b>	<b>355#</b>	<b>606#</b>	<b>58.6</b>	<b>4,428#</b>	<b>7.3</b>	<b>35#</b>	<b>18</b>	<b>51</b>	<b>88.2</b>	

\* single-game franchise record

# single-season franchise record

## RUSHING

DATE	OPP	W/L	ATT	YDS	AVG	LG	TD
09/13	vs. CAR	L	4	26	6.5	12	0
09/20	vs. MIA	W	2	27	13.5	28	0
09/27	at N.E.	L	3	7	2.3	3	0
10/04	at IND	L	4	31	7.8	14	0
10/11	at T.B.	L	1	21	21.0	21	0
10/18	vs. HOU	L	4	37	9.3	12	0
10/25	vs. BUF	W	5	-3	-0.6	1	0
BYE WEEK							
11/08	at NYJ	L	4	32	8.0	11	0
11/15	at BAL	W	2	25	12.5	14	0
11/19	vs. TEN	W	2	9	4.5	13	0
11/29	vs. S.D.	L	6	33	5.5	10	0
12/06	at TEN	L	2	-1	-0.5	0	0
12/13	vs. IND	W	4	17	4.3	15	1
12/20	vs. ATL	L	6	44	7.3	13	1
12/27	at N.O.	L	3	5	1.7	5	0
01/03	at HOU	L	0	0	0.0	0	0
<b>2015 totals:</b>	<b>5-11</b>	<b>52</b>	<b>310</b>	<b>6.0</b>	<b>28</b>	<b>2</b>	

# BLAKE BORTLES



## 2014 GAME-BY-GAME STATISTICS

### PASSING

DATE	OPP	P/S	COMP	ATT	PCT	YDS	AVG	TD	INT	SK	RTG
09/07	at PHI	0/0				DNP					
09/14	at WAS	0/0				DNP					
09/21	vs. IND	1/0	14	24	58.3	223	9.3	2	2	1	82.5
09/28	at S.D.	1/1	29	37	78.4	254	6.9	1	2	3	81.8
10/05	vs. PIT	1/1	22	36	61.1	191	5.3	0	2	1	52.0
10/12	at TEN	1/1	32	46	69.6	336	7.3	1	1	6	88.6
10/19	vs. CLE	1/1	17	31	54.8	159	5.1	1	3	2	40.3
10/26	vs. MIA	1/1	18	34	52.9	221	6.5	1	2	4	58.6
11/02	at CIN	1/1	22	33	66.8	247	7.5	2	1	1	96.4
11/09	vs. DAL	1/1	22	37	59.5	290	7.8	0	1	4	73.0
	BYE WEEK										
11/23	at IND	1/1	15	27	55.6	146	5.4	0	1	4	55.5
11/30	vs. NYG	1/1	21	35	60.0	194	5.5	1	0	7	84.7
12/07	vs. HOU	1/1	20	39	51.3	205	5.3	1	1	4	64.6
12/14	at BAL	1/1	21	37	56.8	210	5.7	0	1	8	61.8
12/18	vs. TEN	1/1	13	26	50.0	115	4.4	1	0	4	75.0
12/28	at HOU	1/1	14	33	42.4	117	3.5	0	0	5	52.2
<b>2015 totals:</b>	<b>14/13</b>		<b>280</b>	<b>475</b>	<b>58.9</b>	<b>2,908</b>	<b>6.1</b>	<b>11</b>	<b>17</b>	<b>55</b>	<b>69.5</b>

### RUSHING

DATE	OPP	W/L*	ATT	YDS	AVG	TD
09/07	at PHI			DNP		
09/14	at WAS			DNP		
09/21	vs. IND		2	30	15.0	0
09/28	at S.D.	L	5	24	4.8	0
10/05	vs. PIT	L	4	14	3.5	0
10/12	at TEN	L	5	38	7.6	0
10/19	vs. CLE	W	5	37	7.4	0
10/26	vs. MIA	L	6	48	8.0	0
11/02	at CIN	L	4	10	2.5	0
11/09	vs. DAL	L	3	3	1.0	0
	BYE WEEK					
11/23	at IND	L	5	24	4.8	0
11/30	vs. NYG	W	5	68	13.6	0
12/07	vs. HOU	L	3	10	3.3	0
12/14	at BAL	L	1	2	2.0	0
12/18	vs. TEN	W	5	50	10.0	0
12/28	at HOU	L	3	61	20.3	0
<b>2015 totals:</b>	<b>3-10*</b>		<b>56</b>	<b>419</b>	<b>7.5</b>	<b>0</b>

\* games started



# A.J. BOUYE

[ 21 ]

## A.J. BOUYE

CORNERBACK  
6-0 191 LBS.  
CENTRAL FLORIDA  
BORN AUGUST 16, 1991  
TUCKER, GEORGIA  
ACQ: UFA (HOUSTON) 2017  
EXP: 5TH YEAR



### TRANSACTIONS

Originally signed by Houston as an undrafted free agent on 5/10/13 ... Re-signed by Houston as an restricted free agent on 3/28/16 ... Signed by Jacksonville as an unrestricted free agent on 3/10/17

### PRO (Games played/started - 52/21, 3/2)

• Career totals include 130 tackles (109 solo), 32 passes defended, six INTs, 1.0 sack, one forced fumble and one fumble recovery

### 2017 (w/ JAX - 2/2)

- **9/10 at HOU:** Started at RCB and was tied for second on the team with six tackles (five solo) and also recorded one pass defended
- **9/17 vs. TEN:** Started at RCB and was tied for second on the team with six solo tackles and one pass defended

### 2016 (w/ HOU, 15/11, 2/2)

Led the team and tied for ninth in the NFL with 16 passes defended ... Set career highs with 11 starts, 62 tackles, 16 passes defended, two tackles for loss and one QB hit ... Tied with ATL DB **Robert Alford** for the most passes defended in the postseason (six)

- **9/11 vs. CHI:** Recorded first career sack on CHI QB **Jay Cutler**, the first sack by a Houston CB since **Demarcus Faggins** vs. Buffalo on 11/19/06
- **9/18 vs. K.C.:** Finished with four tackles (three solo) and tied for the team lead with two passes defended
- **10/2 vs. TEN:** Tied a single-game career high with three passes defended and contributed with two tackles on defense and one on special teams
- **10/24 at DEN:** Led the team and set a single-game career high with 11 tackles (nine solo), while adding two passes defended
- **11/21 at OAK:** Recorded his first INT of the season and sixth of his career when he picked off OAK QB **Derek Carr** on the opening play of the second half
- **11/27 vs. S.D.:** Tied for second on the team with seven tackles (five solo), his second-highest single-game total of the year, and added a pass defended
- **12/24 vs. CIN:** Led the team with nine solo tackles and matched a career high with three passes defended
- **1/7 vs. OAK:** Set a franchise postseason record with four passes defended and added his first career playoff INT in AFC wild-card round
- **1/14 at N.E.:** Became the first player in Texans history with an INT in back-to-back postseason games when he intercepted N.E. QB **Tom Brady**

### 2015 (w/ HOU - 15/2, 1/0)

- **10/8 vs. IND:** Made his first start of the season and seventh of his career
- **10/18 at JAX:** Finished second on the team with a season-high seven solo tackles, in addition to two passes defended and one INT
- **12/20 at IND:** Intercepted IND QB **Matt Hasselbeck** in the fourth quarter to clinch the Houston victory

### 2014 (w/ HOU - 14/6)

Finished tied for the team lead with three INTs ... Ranked sixth in the NFL with 120 INT return yards

- **9/14 at OAK:** Led the team with eight tackles
- **9/21 at NYG:** Started his first career game and made three tackles
- **10/9 vs. IND:** Made three tackles and two special teams tackles, in addition to two passes defended
- **11/2 vs. PHI:** Returned his first career INT 51 yards for a TD in the fourth quarter ... Finished the game with six tackles, one pass defended and one special teams tackle
- **11/16 at CLE:** Started and led the team with nine tackles, had a special teams tackle and one pass defended
- **11/30 vs. TEN:** Recorded his second INT of the season at the Houston 3-yard line in the fourth quarter and returned it to the Tennessee 30
- **12/14 at IND:** Posted his first career forced fumble and fumble recovery and made three tackles
- **12/21 vs. BAL:** Intercepted BAL QB **Joe Flacco** and added three tackles and a then-career best three passes defended

### 2013 (w/ HOU - 6/0)

Played in six games and recorded two special teams tackles before being placed on the Reserve/Injured List with a hamstring injury on Oct. 16

### COLLEGE (at Central Florida, 2009-12)

- Started 21 of 43 career games at CB, compiling 110 tackles (78 solo), six INTs, 1.0 sack, two fumble recoveries and one forced fumble
- Returned from injury to start all 14 games as a senior, finishing with 53 tackles, three INTs, two fumble recoveries and one forced fumble en route to All-Conference USA second team honors
- Started seven games as a junior, recording 21 tackles (19 solo) and two INTs before missing the final five games of the season due to injury

### PERSONAL

- Helped lead Tucker (Georgia) High School to a 14-1 record and a state championship during his senior season
- Named first-team all-county after recording 35 tackles as a senior with six INTs while also scoring three TDs on offense and twice on returns
- Recorded 40 tackles and one INT as a junior
- Was a member of the school's merit roll and R.O.T.C.



### REGULAR SEASON CAREER STATISTICS

YEAR	TEAM	GP/GS	TKL	SOLO	ASST	SACKS	FF	FR	PD	INT
2013	HOU	6/0	0	0	0	0.0	0	0	0	0
2014	HOU	14/6	54	47	7	0.0	1	1	10	3
2015	HOU	15/2	14	14	0	0.0	0	0	6	2
2016	HOU	15/11	62	48	14	1.0	0	0	16	1
2017	JAX	2/2	12	11	1	0.0	0	0	2	0
<b>NFL totals: 4 yrs. 52/21</b>			<b>142</b>	<b>120</b>	<b>22</b>	<b>1.0</b>	<b>1</b>	<b>1</b>	<b>34</b>	<b>6</b>

Additional statistics: special teams tackles (9); 2013 - 2, 2014 - 5, 2015 - 2



### POSTSEASON CAREER STATISTICS

YEAR	TEAM	GP/GS	TKL	SOLO	ASST	SACKS	FF	FR	PD	INT
2015	HOU	1/0	1	1	0	0.0	0	0	0	0
2016	HOU	2/2	7	5	2	0.0	1	0	6	2
<b>NFL totals: 4 yrs. 3/2</b>			<b>8</b>	<b>6</b>	<b>2</b>	<b>0.0</b>	<b>1</b>	<b>0</b>	<b>6</b>	<b>2</b>



### CAREER HIGHS

	GAME	SEASON
<b>Tackles:</b>	11 (10/24/16 at DEN)	62 (2016)
<b>Interceptions:</b>	1 (six times, last: 11/21/15 at OAK)	3 (2014)
<b>Forced fumbles:</b>	1 (12/14/14 at IND)	1 (2014)
<b>Fumble recoveries:</b>	1 (12/14/14 at IND)	1 (2014)
<b>Passes defended:</b>	3 (three times, last: 12/24/16 at CIN)	16 (2016)



### 2017 GAME-BY-GAME STATISTICS

DATE	OPP	TKL	SOLO	ASST	ST	SACKS	FF	FR	PD	INT
09/10	at Houston	6	5	1	0	0.0	0	0	1	0
09/17	vs. Tennessee	6	6	0	0	0.0	0	0	1	0
09/24	vs. Baltimore									
10/01	at New York Jets									
10/08	at Pittsburgh									
10/15	vs. LA Rams									
10/22	at Indianapolis									
	BYE WEEK									
11/05	vs. Cincinnati									
11/12	vs. LA Chargers									
11/19	at Cleveland									
11/26	at Arizona									
12/03	vs. Indianapolis									
12/10	vs. Seattle									
12/17	vs. Houston									
12/24	at San Francisco									
12/31	at Tennessee									
<b>2017 totals:</b>		<b>12</b>	<b>11</b>	<b>1</b>	<b>0</b>	<b>0.0</b>	<b>0</b>	<b>0</b>	<b>2</b>	<b>0</b>

# A.J. BOUYE

## 2016 GAME-BY-GAME STATISTICS

DATE	OPP	TKL	SOLO	ASST	ST	SACKS	FF	FR	PD	INT
09/11	vs. Chicago	3	3	0	0	1.0	0	0	1	0
09/18	vs. Kansas City	4	3	1	0	0.0	0	0	2	0
09/22	at New England	1	1	0	0	0.0	0	0	0	0
10/02	vs. Tennessee	2	1	1	0	0.0	0	0	3	0
10/09	at Minnesota	2	2	0	0	0.0	0	0	0	0
10/16	vs. Indianapolis	4	3	1	0	0.0	0	0	0	0
10/24	at Denver	11	9	2	0	0.0	0	0	2	0
10/30	vs. Detroit	5	5	0	0	0.0	0	0	1	0
	BYE WEEK									
11/13	at Jacksonville					ina				
11/21	at Oakland	2	1	1	0	0.0	0	0	1	1
11/27	vs. San Diego	7	5	2	0	0.0	0	0	1	0
12/04	at Green Bay	4	3	1	0	0.0	0	0	0	0
12/11	at Indianapolis	3	1	2	0	0.0	0	0	1	0
12/18	vs. Jacksonville	2	1	1	0	0.0	0	0	0	0
12/24	vs. Cincinnati	9	9	0	0	0.0	0	0	3	0
01/01	at Tennessee	3	2	1	0	0.0	0	0	1	0
<b>2016 totals:</b>		<b>62</b>	<b>48</b>	<b>14</b>	<b>0</b>	<b>1.0</b>	<b>0</b>	<b>0</b>	<b>16</b>	<b>1</b>
01/07	vs. Oakland	2	0	2	0	0.0	0	0	4	1
01/14	at New England	5	5	0	0	0.0	1	0	2	1
<b>Postseason totals:</b>		<b>7</b>	<b>5</b>	<b>2</b>	<b>0</b>	<b>0.0</b>	<b>1</b>	<b>0</b>	<b>6</b>	<b>2</b>

## 2015 GAME-BY-GAME STATISTICS

DATE	OPP	TKL	SOLO	ASST	ST	SACKS	FF	FR	PD	INT
09/13	vs. Kansas City	1	1	0	0	0.0	0	0	0	0
09/20	at Carolina	0	0	0	0	0.0	0	0	0	0
09/27	vs. Tampa Bay	0	0	0	0	0.0	0	0	0	0
10/04	at Atlanta	1	1	0	0	0.0	0	0	0	0
10/08	vs. Indianapolis	1	1	0	0	0.0	0	0	0	0
10/18	at Jacksonville	7	7	0	0	0.0	0	0	2	1
10/25	at Miami	1	1	0	0	0.0	0	0	0	0
11/01	vs. Tennessee	0	0	0	0	0.0	0	0	0	0
	BYE WEEK									
11/16	at Cincinnati	0	0	0	0	0.0	0	0	0	0
11/22	vs. New York Jets	0	0	0	0	0.0	0	0	1	0
11/29	vs. New Orleans					ina				
12/06	at Buffalo	0	0	0	0	0.0	0	0	1	0
12/13	vs. New England	0	0	0	0	0.0	0	0	0	0
12/20	at Indianapolis	0	0	0	0	0.0	0	0	2	1
12/27	at Tennessee	2	2	0	0	0.0	0	0	0	0
01/03	vs. Jacksonville	1	1	0	0	0.0	0	0	1	0
<b>2015 totals:</b>		<b>14</b>	<b>14</b>	<b>0</b>	<b>0</b>	<b>0.0</b>	<b>0</b>	<b>0</b>	<b>6</b>	<b>2</b>
01/09	vs. Kansas City	1	1	0	0	0.0	0	0	0	0
<b>Postseason totals:</b>		<b>1</b>	<b>1</b>	<b>0</b>	<b>0</b>	<b>0.0</b>	<b>0</b>	<b>0</b>	<b>0</b>	<b>0</b>

## 2014 GAME-BY-GAME STATISTICS

DATE	OPP	TKL	SOLO	ASST	ST	SACKS	FF	FR	PD	INT
09/07	vs. Washington	3	3	0	0	0.0	0	0	1	0
09/14	at Oakland	8	7	1	0	0.0	0	0	0	0
09/21	at N.Y. Giants	3	1	2	0	0.0	0	0	0	0
09/28	vs. Buffalo					ina				
10/05	at Dallas					ina				
10/09	vs. Indianapolis	3	2	1	0	0.0	0	0	2	0
10/20	at Pittsburgh	1	0	0	0	0.0	0	0	0	0
10/26	at Tennessee	2	1	1	0	0.0	0	0	0	0
11/02	vs. Philadelphia	6	5	1	0	0.0	0	0	1	1
	BYE WEEK									
11/16	at Cleveland	9	8	1	0	0.0	0	0	1	0
11/23	vs. Cincinnati	4	4	0	0	0.0	0	0	0	0
11/30	vs. Tennessee	3	3	0	0	0.0	0	0	1	1
12/07	at Jacksonville	3	3	0	0	0.0	0	0	0	0
12/14	at Indianapolis	3	3	0	0	0.0	1	1	0	0
12/21	vs. Baltimore	3	3	0	0	0.0	0	0	3	1
12/28	vs. Jacksonville	3	3	0	0	0.0	0	0	1	0
<b>2014 totals:</b>		<b>54</b>	<b>47</b>	<b>7</b>	<b>0</b>	<b>0.0</b>	<b>1</b>	<b>1</b>	<b>10</b>	<b>3</b>


## 2013 GAME-BY-GAME STATISTICS

DATE	OPP	TKL	SOLO	ASST	ST	SACKS	FF	FR	PD	INT
09/09	at San Diego	0	0	0	0	0.0	0	0	0	0
09/15	vs. Tennessee	0	0	0	0	0.0	0	0	0	0
09/22	at Baltimore	0	0	0	0	0.0	0	0	0	0
09/29	vs. Seattle	0	0	0	0	0.0	0	0	0	0
10/06	at San Francisco	0	0	0	0	0.0	0	0	0	0
10/13	vs. St. Louis	0	0	0	0	0.0	0	0	0	0
10/20	at K.C.					IR				
10/27	BYE WEEK									
11/03	vs. Indianapolis					IR				
11/10	at Arizona					IR				
11/17	vs. Oakland					IR				
11/24	vs. Jacksonville					IR				
12/01	vs. New England					IR				
12/05	at Jacksonville					IR				
12/15	at Indianapolis					IR				
12/22	vs. Denver					IR				
12/29	at Tennessee					IR				
<b>2013 totals:</b>		<b>0</b>	<b>0</b>	<b>0</b>	<b>0</b>	<b>0.0</b>	<b>0</b>	<b>0</b>	<b>0</b>	<b>0</b>

# BLAIR BROWN

53

## BLAIR BROWN



LINEBACKER

6-0 238 LBS

OHIO

BORN MAY 27, 1994

MORENO VALLEY, CALIFORNIA

ACQ: FIFTH ROUND OF 2017 DRAFT (148TH)

EXP: ROOKIE

### TRANSACTIONS

Drafted by Jacksonville in the fifth round (148th overall) in the 2017 draft

### PRO (Games played/started - 0/0)

#### 2017 (w/ JAX - 0/0)

- 9/10 at HOU: Inactive
- 9/17 vs. TEN: Inactive

#### COLLEGE (at Ohio, 2012-16)

Finished his career with 265 tackles (146 solo), 24.5 tackles for a loss and 5.5 sacks

#### 2016 (Senior)

Brown was named first-team All-Mid-American Conference after leading the team with 128 tackles ... Recorded 59 solo tackles, 15 tackles for a loss, 4.5 sacks and one forced fumble

#### 2015 (Junior)

Started in all 11 games, finishing third on the team with 65 tackles (37 solo), 4.5 tackles for a loss

- 9/19 vs. Southeastern Louisiana: Recorded 11 tackles
- 10/17 vs. Western Michigan: Totaled 11 tackles and one quarterback hurry

#### 2014 (Sophomore)

Appeared in 11 games, starting eight games and finished third on the team in tackles with 55 (30 solo)

- 9/6 vs. Kentucky: Recorded 1.0 sack

#### 2013 (Freshman)

Appeared in seven games totaling 17 tackles (nine solo)

- 9/21 vs. Austin Peay: Registered eight tackles

### HIGH SCHOOL

- Attended Rancho Verde High School (Moreno Valley, Calif.)
- Received All-League honors
- Helped guide team to a perfect 14-0 record during his senior year

### PERSONAL

- Son of Valencia and Edward Brown

### REGULAR SEASON CAREER STATISTICS

YEAR	TEAM	GP/GS	TKL	SOLO	ASST	SACKS	FF	FR	PD	INT
2017	JAX	0/0	0	0	0	0.0	0	0	0	0
<b>NFL totals: 1 yr.</b>		<b>0/0</b>	<b>0</b>	<b>0</b>	<b>0</b>	<b>0.0</b>	<b>0</b>	<b>0</b>	<b>0</b>	<b>0</b>

### 2017 GAME-BY-GAME STATISTICS

DATE	OPP	TKL	SOLO	ASST	ST	SACKS	FF	FR	PD	TFL
09/10	at Houston				Inactive					
09/17	vs. Tennessee				Inactive					
09/24	vs. Baltimore									
10/01	at New York Jets									
10/08	at Pittsburgh									
10/15	vs. LA Rams									
10/22	at Indianapolis									
	BYE WEEK									
11/05	vs. Cincinnati									
11/12	vs. LA Chargers									
11/19	at Cleveland									
11/26	at Arizona									
12/03	vs. Indianapolis									
12/10	vs. Seattle									
12/17	vs. Houston									
12/24	at San Francisco									
12/31	at Tennessee									
<b>2017 totals:</b>		<b>0</b>	<b>0</b>	<b>0</b>	<b>0</b>	<b>0.0</b>	<b>0</b>	<b>0</b>	<b>0</b>	<b>0</b>

# CALAIS CAMPBELL

93

## CALAIS CAMPBELL

DEFENSIVE LINEMAN

6-8 300 LBS


MIAMI (FLA.)

BORN SEPTEMBER 1, 1986

AURORA, COLORADO

ACQ: UFA (ARIZONA) 2017

EXP: 10TH YEAR



### TRANSACTIONS

Originally drafted by Arizona in the second round (50th overall) in the 2008 NFL Draft ... Signed by Jacksonville as an unrestricted free agent on 3/10/17

### PRO (Games played/started - 140/122, 9/4)

- Two-time Pro Bowl selection (2014, 2015)
- Has registered eight consecutive seasons with at least 5.0 sacks, the second-longest streak in the NFL among defensive linemen trailing only SEA's **Cliff Avril** (nine seasons)
- Recorded at least 6.0 sacks in seven of the last eight seasons (2009-2017)
- One of four defensive linemen to register at least 30 passes defended since 2011
- His 120 career starts are second-most among all active defensive linemen, trailing only CIN's **Domata Peko** (138)
- Since he was drafted in 2008, his 107 tackles for loss are the fourth-most in the NFL, trailing HOU's **J.J. Watt** (133), DEN's **DeMarcus Ware** (127) and BAL's **Terrell Suggs** (109)
- 56.5 career sacks

### 2017 (w/ JAX - 2/2)

- **9/10 at HOU:** Started at DE and was tied for second on the team with six tackles (four solo), two tackles for a loss and set a Jaguars franchise record for most sacks in a single game with four, which also was a career-high ... Campbell's 3.5 sacks in the first half were the most sacks by a single player in a half since 2015 (**Khalil Mack**, Week 14, 2015, 5.0; **Cameron Wake**, Week 6, 2015, 4.0)
- **9/17 vs. TEN:** Started at DE and recorded four solo tackles

### 2016 (w/ ARI, 16/16)

Started 16 games for the second consecutive season and fourth time in his career ... Recorded 53 tackles (34 solo), 8.0 sacks, one INT, two forced fumbles and 12 tackles for a loss ... His 8.0 sacks tied for the second-highest total in his career and his highest total since 2013 (9.0)

- **10/06 at SF:** Recorded four tackles (three solo), 2.0 sacks, one INT and two tackles for a loss
- **10/30 at CAR:** Totaled a season-high nine tackles and two QB hits
- **1/1 at L.A.:** Registered three tackles, 1.5 sacks and a tackle for a loss

### 2015 (w/ ARI, 16/16, 2/2)

Started 16 games for the third time in his career and led the defensive line with 61 tackles ... Tied for the team lead with 16 tackles for loss ... Chosen as a defensive captain for the second consecutive season ... Named to his second consecutive Pro Bowl

- **10/4 vs STL:** Tied his career high with a team-leading 11 tackles (10 solo)
- **12/27 vs. GB:** Recorded six tackles (five solo), a season high 2.5 sacks and three tackles for a loss

### 2014 (w/ ARI, 14/14, 1/1)

Chosen as a defensive captain for the first time in his career ... Led the defensive line with 58 tackles, was second on the team with 7.0 sacks and led the team with 16 tackles for a loss ... Earned his first Pro Bowl selection

- **9/14 at NYG:** Set season high with 10 solo tackles and recorded 1.0 sack and three tackles for a loss
- **10/5 at DEN:** Registered two solo tackles, one INT and one tackle for a loss
- **11/23 at SEA:** Set a career high registering 3.0 sacks

### 2013 (w/ ARI, 16/16)

Started all 16 games and led the defensive line with 58 tackles ... Set a career high with 9.0 sacks, which was second highest on the team ... Tied for the team lead with 14 tackles for a loss ... Named a Pro Bowl alternate

- **10/6 vs. CAR:** Recorded four solo tackles, a forced fumble and 2.0 sacks
- **10/17 vs. SEA:** Totaled a season-high eight tackles (seven solo), a fumble recovery and one tackle for a loss
- **12/22 at SEA:** Registered four tackles (three solo), 2.0 sacks and two tackles for a loss

### 2012 (w/ ARI, 13/12)

Played in 13 with 12 starts ... Led the defensive line with 63 tackles and finished second on the team with 6.5 sacks

- **9/16 at NE:** Recorded a season-high 10 tackles, 2.0 sacks and two tackles for a

loss

- **10/29 vs. SF:** Finished with six solo tackles, 1.0 sack and two tackles for a loss

### 2011 (w/ ARI, 16/16)

Started all 16 games for the first time and posted a career high 72 tackles and team leading 8.0 sacks

- **9/25 at SEA:** Recorded 10 tackles (five solo), 2.5 sacks and two tackles for a loss
- **11/6 vs. STL:** Registered six solo tackles, 2.0 sacks and three tackles for a loss
- **11/13 at PHI:** Recorded his first career interception, picking off a QB **Michael Vick** pass

### 2010 (w/ ARI, 15/15)

Totaled 60 tackles and led the team with 6.0 sacks

- **12/19 at CAR:** Recorded a season-high 11 tackles (nine solo), 1.0 sack and four tackles for a loss

### 2009 (w/ ARI, 16/15, 2/1)

Saw action in all 16 games and started 15 ... Recorded 48 tackles, 7.0 sacks and also blocked two field goals

- **9/20 at JAX:** Credited with his first career sack with 0.5 sack of QB **David Garrard**
- **10/18 at SEA:** Registered three tackles, 1.5 sacks and had two tackles for a loss
- **11/22 at STL:** Recorded two solo tackles and a forced fumble

### 2008 (w/ ARI, 16/0, 4/0)

Played in all 16 games and all four postseason games, including Super Bowl XLIII, in his rookie season and was a key contributor on special teams, totaling seven special teams tackles

- **9/7 at SF:** Recorded first career tackle

### COLLEGE (at Miami (Fla.), 2009-12)

- Played in 36 career games, starting 25
- Career totals include 158 tackles, 19.5 sacks and 39 tackles for a loss
- Two-time All-ACC selection

### PERSONAL

- Attended South (Aurora, Colo.) High School and was a two-time All-State selection
- As a senior, recorded 19.0 sacks, 188 tackles and two interceptions
- Garnered All-State accolades in basketball in his junior year
- Recipient of the 2015 Pop Warner Humanitarian Award, given to an individual who portrays both outstanding athletic achievement and high humanitarian principles while serving as an inspiration to the youth of today
- Twitter handle is @Campbell93

### REGULAR SEASON CAREER STATISTICS

YEAR	TEAM	GP/GS	TKL	SOLO	ASST	SACKS	FF	FR	PD	TFL	INT
2008	ARI	16/0	21	17	4	0.0	1	0	1	2	0
2009	ARI	16/15	46	35	11	7.0	1	0	5	8	0
2010	ARI	15/15	60	46	14	6.0	0	1	2	13	0
2011	ARI	16/16	72	53	19	8.0	2	1	10	13	1
2012	ARI	13/12	63	50	13	6.5	0	0	6	13	0
2013	ARI	16/16	58	45	13	9.0	1	2	6	14	0
2014	ARI	14/14	58	48	10	7.0	1	0	3	16	1
2015	ARI	16/16	61	46	15	5.0	0	1	3	16	0
2016	ARI	16/16	53	34	19	8.0	2	3	6	12	1
2017	JAX	2/2	10	8	2	4.0	0	0	0	2	0
<b>NFL totals:</b>		<b>10 yrs. 140/122</b>	<b>502</b>	<b>382</b>	<b>120</b>	<b>60.5</b>	<b>8</b>	<b>8</b>	<b>42</b>	<b>109</b>	<b>3</b>

### POSTSEASON CAREER STATISTICS

YEAR	TEAM	GP/GS	TKL	SOLO	ASST	SACKS	FF	FR	PD	TFL	INT
2008	ARI	4/0	4	3	1	0.0	0	0	1	0	0
2009	ARI	2/1	5	5	0	0.0	0	0	0	0	0
2014	ARI	1/1	4	0	4	0.0	0	0	0	0	0
2015	ARI	2/2	5	1	4	0.0	0	0	1	0	0
<b>NFL totals:</b>		<b>4 yrs. 9/4</b>	<b>18</b>	<b>9</b>	<b>9</b>	<b>0.0</b>	<b>0</b>	<b>0</b>	<b>2</b>	<b>0</b>	<b>0</b>

### CAREER HIGHS

	GAME	SEASON
<b>Tackles:</b>	11 (two times; last 10/4/15 vs. STL)	72 (2011)
<b>Sacks:</b>	4.0 (9/10/17 at HOU)	9.0 (2013)
<b>Forced fumbles:</b>	1 (seven times; last: 12/11/16 at MIA)	2 (2011, '16)
<b>Fumble recoveries:</b>	1 (eight times; last: 12/24/16 at L.A.)	3 (2016)
<b>Interceptions:</b>	1 (three times; last: 10/6/16 at S.F.)	1 (2011, '14, '16)

# CALAIS CAMPBELL



## 2017 GAME-BY-GAME STATISTICS

DATE	OPP	TKL	SOLO	ASST	SACKS	FF	FR	PD	TFL	INT
09/10	at Houston	6	4	2	4.0	0	0	0	2	0
09/17	vs. Tennessee	4	4	0	0.0	0	0	0	0	0
09/24	vs. Baltimore									
10/01	at New York Jets									
10/08	at Pittsburgh									
10/15	vs. LA Rams									
10/22	at Indianapolis									
	BYE WEEK									
11/05	vs. Cincinnati									
11/12	vs. LA Chargers									
11/19	at Cleveland									
11/26	at Arizona									
12/03	vs. Indianapolis									
12/10	vs. Seattle									
12/17	vs. Houston									
12/24	at San Francisco									
12/31	at Tennessee									
<b>2017 totals:</b>		<b>10</b>	<b>8</b>	<b>2</b>	<b>4.0</b>	<b>0</b>	<b>0</b>	<b>0</b>	<b>2</b>	<b>0</b>



## 2016 GAME-BY-GAME STATISTICS

DATE	OPP	TKL	SOLO	ASST	SACKS	FF	FR	PD	TFL	INT
09/11	vs. New England	3	2	1	0.0	0	1	0	0	0
09/18	vs. Tampa Bay	3	2	1	0.0	0	0	1	0	0
09/25	at Buffalo	4	4	0	0.0	0	0	1	1	0
10/02	vs. Los Angeles	1	1	0	0.0	0	0	0	1	0
10/06	at San Francisco	4	3	1	2.0	0	0	1	2	1
10/17	vs. NYJ	1	1	0	0.0	0	0	0	1	0
10/23	vs. Seattle	2	2	0	0.0	0	0	0	1	0
10/30	at Carolina	9	1	8	0.0	0	0	0	0	0
	BYE WEEK									
11/13	vs. San Francisco	3	2	1	1.0	0	0	0	1	0
11/20	at Minnesota	3	1	2	0.0	0	0	2	0	0
11/27	at Atlanta	3	3	0	0.0	0	0	0	1	0
12/04	vs. Washington	3	3	0	1.0	1	0	1	0	0
12/11	at Miami	3	3	0	0.0	1	0	0	0	0
12/18	vs. New Orleans	4	4	0	2.0	0	1	0	2	0
12/24	at Seattle	4	1	3	0.5	0	1	0	1	0
01/01	at Los Angeles	3	1	2	1.5	0	0	0	1	0
<b>2016 totals:</b>		<b>53</b>	<b>34</b>	<b>19</b>	<b>8.0</b>	<b>2</b>	<b>3</b>	<b>6</b>	<b>12</b>	<b>1</b>



## 2015 GAME-BY-GAME STATISTICS

DATE	OPP	TKL	SOLO	ASST	SACKS	FF	FR	PD	TFL	INT
09/13	vs. New Orleans	6	5	1	0.0	0	0	0	1	0
09/20	at Chicago	6	4	2	0.0	0	0	1	0	0
09/27	vs. San Francisco	2	1	1	0.0	0	0	0	0	0
10/04	vs. St. Louis	11	10	1	0.5	0	0	0	3	0
10/11	at Detroit	2	2	0	0.0	0	0	0	1	0
10/18	at Pittsburgh	5	3	2	1.0	0	0	0	1	0
10/26	vs. Baltimore	5	5	0	0.0	0	0	0	3	0
11/01	at Cleveland	3	2	1	0.0	0	0	0	0	0
	BYE WEEK									
11/15	at Seattle	3	0	3	0.0	0	0	0	0	0
11/22	vs. Cincinnati	3	1	2	0.0	0	0	0	0	0
11/29	at San Francisco	3	2	1	0.0	0	0	0	1	0
12/06	at St. Louis	0	0	0	0.0	0	0	0	0	0
12/10	vs. Minnesota	4	4	0	1.0	0	1	0	3	0
12/27	vs. Green Bay	6	5	1	2.5	0	0	0	3	0
01/03	vs. Seattle	2	2	0	0.0	0	0	0	0	0
<b>2015 totals:</b>		<b>61</b>	<b>46</b>	<b>15</b>	<b>5.0</b>	<b>0</b>	<b>1</b>	<b>3</b>	<b>16</b>	<b>0</b>
01/16	vs. Green Bay	2	0	2	0.0	0	0	1	0	0
01/24	at Carolina	3	1	2	0.0	0	0	0	0	0
<b>Postseason totals:</b>		<b>5</b>	<b>1</b>	<b>4</b>	<b>0.0</b>	<b>0</b>	<b>0</b>	<b>1</b>	<b>0</b>	<b>0</b>



## 2014 GAME-BY-GAME STATISTICS

DATE	OPP	TKL	SOLO	ASST	SACKS	FF	FR	PD	TFL	INT
09/08	vs. San Diego	0	0	0	0.0	0	0	0	0	0
09/14	at N.Y. Giants	10	10	0	1.0	0	0	0	3	0
09/21	vs. San Francisco	4	4	0	0.0	0	0	0	1	0
	BYE WEEK									
10/05	at Denver	2	2	0	0.0	0	0	1	1	1
10/12	vs. Washington				ina					
10/19	at Oakland				ina					
10/26	vs. Philadelphia	2	1	1	0.0	0	0	0	0	0
11/02	at Dallas	4	2	2	0.0	0	0	0	1	0
11/09	vs. St. Louis	6	5	1	2.0	0	0	0	4	0
11/16	vs. Detroit	4	3	1	0.0	1	0	0	0	0
11/23	at Seattle	6	4	2	3.0	0	0	0	3	0
11/30	at Atlanta	4	3	1	0.0	0	0	0	0	0
12/07	vs. Kansas City	6	5	1	1.0	0	0	1	1	0
12/11	at St. Louis	5	4	1	0.0	0	0	0	0	0
12/21	vs. Seattle	0	0	0	0.0	0	0	0	0	0
12/28	at San Francisco	5	5	0	0.0	0	0	1	2	0
<b>2014 totals:</b>		<b>58</b>	<b>48</b>	<b>10</b>	<b>7.0</b>	<b>1</b>	<b>0</b>	<b>3</b>	<b>16</b>	<b>1</b>
01/03	at Carolina	4	0	4	0.0	0	0	0	0	0
<b>Postseason totals:</b>		<b>4</b>	<b>0</b>	<b>4</b>	<b>0.0</b>	<b>0</b>	<b>0</b>	<b>0</b>	<b>0</b>	<b>0</b>



## 2013 GAME-BY-GAME STATISTICS

DATE	OPP	TKL	SOLO	ASST	SACKS	FF	FR	PD	TFL	INT
09/08	at St. Louis	3	3	0	0.0	0	0	0	1	0
09/15	vs. Detroit	2	2	0	1.0	0	1	0	1	0
09/22	at New Orleans	3	2	1	0.0	0	0	0	0	0
09/29	at Tampa Bay	2	2	0	0.0	0	0	0	1	0
10/06	vs. Carolina	4	4	0	2.0	1	0	0	2	0
10/13	at San Francisco	3	3	0	0.0	1	0	0	2	0
10/17	vs. Seattle	8	7	1	0.0	0	1	0	1	0
10/27	vs. Atlanta	5	5	0	1.0	0	1	0	1	0
	BYE WEEK									
11/10	vs. Houston	4	0	4	0.0	0	0	1	0	0
11/17	at Jacksonville	2	2	0	1.0	0	0	1	1	0
11/24	vs. Indianapolis	4	2	2	0.5	0	0	0	0	0
12/01	at Philadelphia	3	2	1	0.5	0	0	1	0	0
12/08	vs. St. Louis	3	2	1	0.0	0	0	1	0	0
12/15	at Tennessee	3	2	1	0.0	0	0	0	1	0
12/22	at Seattle	4	3	1	2.0	0	0	0	2	0
12/29	vs. San Francisco	5	4	1	1.0	0	0	0	1	0
<b>2013 totals:</b>		<b>58</b>	<b>45</b>	<b>13</b>	<b>9.0</b>	<b>1</b>	<b>2</b>	<b>6</b>	<b>14</b>	<b>0</b>

# CALAIS CAMPBELL



## 2012 GAME-BY-GAME STATISTICS

DATE	OPP	TKL	SOLO	ASST	SACKS	FF	FR	PD	TFL	INT
09/09	vs. Seattle	1	1	0	0.0	0	0	1	0	0
09/16	at New England	10	7	3	2.0	0	0	0	2	0
09/23	at Philadelphia	0	0	0	0.0	0	0	1	0	0
09/30	vs. Miami	5	4	1	0.0	0	0	1	1	0
10/04	at St. Louis	0	0	0	0.0	0	0	1	0	0
10/14	vs. Buffalo	5	5	0	0.0	0	0	0	2	0
10/21	at Minnesota	2	1	1	0.0	0	0	0	0	0
10/29	vs. San Francisco	6	6	0	1.0	0	0	0	2	0
11/04	at Green Bay	8	5	3	0.5	0	0	0	0	0
BYE WEEK										
11/18	at Atlanta				ina					
11/25	vs. St. Louis				ina					
12/02	at New York Jets				ina					
12/09	at Seattle	8	5	3	0.0	0	0	0	0	0
12/16	vs. Detroit	8	7	1	1.0	0	0	1	4	0
12/23	vs. Chicago	8	7	1	1.0	0	0	1	1	0
12/30	at San Francisco	2	2	0	1.0	0	0	0	1	0
<b>2012 totals:</b>		<b>63</b>	<b>50</b>	<b>13</b>	<b>6.5</b>	<b>0</b>	<b>0</b>	<b>6</b>	<b>13</b>	<b>0</b>



## 2011 GAME-BY-GAME STATISTICS

DATE	OPP	TKL	SOLO	ASST	SACKS	FF	FR	PD	TFL	INT
09/11	vs. Carolina	4	3	1	0.0	0	0	1	1	0
09/18	at Washington	4	1	3	0.0	0	0	1	0	0
09/25	at Seattle	10	5	5	2.5	0	0	0	2	0
10/02	vs. New York Giants	6	6	0	0.0	1	0	0	1	0
10/09	at Minnesota	5	4	1	0.0	0	0	0	1	0
BYE WEEK										
10/23	vs. Pittsburgh	2	2	0	0.0	0	0	0	1	0
10/30	at Baltimore	7	5	2	0.5	0	0	0	0	0
11/06	vs. St. Louis	6	6	0	2.0	0	0	0	3	0
11/13	at Philadelphia	2	2	0	0.0	0	0	2	0	1
11/20	at San Francisco	4	4	0	0.0	0	0	1	0	0
11/27	at St. Louis	5	5	0	0.0	0	0	0	1	0
12/04	vs. Dallas	3	2	1	1.0	0	0	1	1	0
12/11	vs. San Francisco	2	2	0	1.0	0	0	2	1	0
12/18	vs. Cleveland	4	1	3	0.0	0	1	0	0	0
12/24	at Cincinnati	7	4	3	1.0	1	0	2	1	0
01/01	vs. Seattle	1	1	0	0.0	0	0	0	0	0
<b>2011 totals</b>		<b>72</b>	<b>53</b>	<b>19</b>	<b>8.0</b>	<b>2</b>	<b>1</b>	<b>10</b>	<b>13</b>	<b>1</b>



## 2010 GAME-BY-GAME STATISTICS

DATE	OPP	TKL	SOLO	ASST	SACKS	FF	FR	PD	TFL	INT
09/12	at St. Louis	2	2	0	1.0	0	0	1	1	0
09/19	at Atlanta	5	5	0	0.0	0	0	0	0	0
09/26	vs. Oakland	5	4	1	0.0	0	0	0	0	0
10/03	at San Diego	4	3	1	0.0	0	0	0	1	0
10/10	vs. New Orleans	3	3	0	0.0	0	0	0	0	0
BYE WEEK										
10/24	at Seattle	4	4	0	1.0	0	0	0	1	0
10/31	vs. Tampa Bay	6	3	3	0.0	0	0	0	0	0
11/07	at Minnesota	2	0	2	0.0	0	0	0	0	0
11/14	vs. Seattle	6	3	3	1.0	0	0	0	2	0
11/21	at Kansas City	2	2	0	0.0	0	0	0	0	0
11/29	vs. San Francisco				ina					
12/05	vs. St. Louis	2	1	1	1.0	0	0	1	1	0
12/12	vs. Denver	2	2	0	0.0	0	1	0	1	0
12/19	at Carolina	11	9	2	1.0	0	0	0	4	0
12/25	vs. Dallas	2	2	0	1.0	0	0	0	1	0
01/02	at San Francisco	4	3	1	0.0	0	0	0	0	0
<b>2010 totals:</b>		<b>60</b>	<b>46</b>	<b>14</b>	<b>6.0</b>	<b>0</b>	<b>1</b>	<b>2</b>	<b>13</b>	<b>0</b>



## 2009 GAME-BY-GAME STATISTICS

DATE	OPP	TKL	SOLO	ASST	SACKS	FF	FR	PD	TFL	INT
09/13	vs. San Francisco	5	5	0	0.0	0	0	1	0	1
09/20	at Jacksonville	1	0	1	0.5	0	0	1	0	0
09/27	vs. Indianapolis	4	3	1	0.0	0	0	0	0	0
10/04 BYE WEEK										
10/11	vs. Houston	1	1	0	0.0	0	0	0	0	0
10/18	at Seattle	3	2	1	1.5	0	0	0	2	0
10/25	at New York Giants	2	1	1	1.0	0	0	2	1	0
11/01	vs. Carolina	7	6	1	0.0	0	0	0	0	0
11/08	at Chicago	3	2	1	0.5	0	0	0	0	0
11/15	vs. Seattle	1	0	1	0.0	0	0	0	0	0
11/22	at St. Louis	2	2	0	0.0	1	0	0	0	0
11/29	at Tennessee	4	2	2	0.5	0	0	1	1	0
12/06	vs. Minnesota	4	3	1	1.0	0	0	0	1	0
12/14	at San Francisco	5	4	1	1.0	0	0	0	1	0
12/20	at Detroit	1	1	0	0.0	0	0	0	0	0
12/27	vs. St. Louis	1	1	0	1.0	0	0	0	1	0
01/03	vs. Green Bay	2	2	0	0.0	0	0	0	0	0
<b>2009 totals:</b>		<b>48</b>	<b>37</b>	<b>11</b>	<b>7.0</b>	<b>1</b>	<b>0</b>	<b>5</b>	<b>8</b>	<b>0</b>

01/10	vs. Green Bay	2	2	0	0.0	0	0	0	0	0
01/16	at New Orleans	3	3	0	0.0	0	0	0	0	0
<b>Postseason totals:</b>		<b>5</b>	<b>5</b>	<b>0</b>	<b>0.0</b>	<b>0</b>	<b>0</b>	<b>0</b>	<b>0</b>	<b>0</b>



## 2008 GAME-BY-GAME STATISTICS

DATE	OPP	TKL	SOLO	ASST	SACKS	FF	FR	PD	TFL	INT
09/07	at San Francisco	1	0	1	0.0	0	0	0	0	0
09/14	vs. Miami	3	3	0	0.0	0	0	0	0	0
09/21	at Washington	2	1	1	0.0	0	0	0	0	0
09/28	at New York Jets	0	0	0	0.0	0	0	0	0	0
10/05	vs. Buffalo	1	1	0	0.0	0	0	0	0	0
10/12	vs. Dallas	2	2	0	0.0	1	0	0	0	0
10/19 BYE WEEK										
10/26	at Carolina	2	1	1	0.0	0	0	0	0	0
11/02	at St. Louis	1	1	0	0.0	0	0	0	0	0
11/10	vs. San Francisco	0	0	0	0.0	0	0	0	0	0
11/16	at Seattle	0	0	0	0.0	0	0	0	0	0
11/23	vs. New York Giants	0	0	0	0.0	0	0	0	0	0
11/27	at Philadelphia	1	0	1	0.0	0	0	0	0	0
12/07	vs. St. Louis	1	1	0	0.0	0	0	0	0	0
12/14	vs. Minnesota	3	3	0	0.0	0	0	0	0	0
12/21	at New England	3	3	0	0.0	0	0	0	1	0
12/28	vs. Seattle	1	1	0	0.0	0	0	1	1	0
<b>2008 totals:</b>		<b>28</b>	<b>23</b>	<b>5</b>	<b>0.0</b>	<b>1</b>	<b>0</b>	<b>1</b>	<b>2</b>	<b>0</b>

01/03	vs. Atlanta	1	0	1	0.0	0	0	0	0	0
01/10	at Carolina	1	1	0	0.0	0	0	1	0	0
01/18	vs. Philadelphia	1	1	0	0.0	0	0	0	0	0
02/01	vs. Pittsburgh	1	1	0	0.0	0	0	0	0	0
<b>Postseason totals:</b>		<b>4</b>	<b>3</b>	<b>1</b>	<b>0.0</b>	<b>0</b>	<b>0</b>	<b>1</b>	<b>0</b>	<b>0</b>

# A.J. CANN

60

A.J. CANN

OFFENSIVE LINEMAN

6-3 315 LBS.

SOUTH CAROLINA

BORN OCTOBER 3, 1991

BAMBERG, SOUTH CAROLINA

ACQ: 3RD ROUND OF 2015 DRAFT (67TH)

EXP: 3RD YEAR



## TRANSACTIONS

Originally drafted by Jacksonville in third round (67th overall) in 2015 draft

## PRO (Games played/started - 33/31)

- Third-year G emerged as a starter in Week 4 of the 2015 season
- Highest drafted player by the Jaguars from the University of South Carolina

## 2017 (w/ JAX - 2/2)

- **9/10 at HOU:** Started at RG and helped pave the way for the team to rush for 155 yards ... Did not allow a sack
- **9/17 vs. TEN:** Started at RG

## 2016 (w/ JAX - 16/16)

Part of a unit that surrendered 34 sacks, its least amount since 2007

- **9/11 at G.B.:** Started the team's season opener at RG
- **9/18 at S.D.:** Started at RG
- **9/25 vs. BAL:** Started at RG
- **10/2 vs. IND:** Started at RG and helped the team rush for 136 yards
- **10/16 at CHI:** Started at RG
- **10/23 vs. OAK:** Started at RG
- **10/27 at TEN:** Started at RG
- **11/6 at K.C.:** Started at RG, helping the team rush for a season-high 205 yards
- **11/13 vs. HOU:** Started at RG
- **11/20 at DET:** Started at RG in his 25th career game
- **11/27 at BUF:** Started at RG
- **12/4 vs. DEN:** Started at RG and helped the team rush for 154 yards
- **12/11 vs. MIN:** Started at RG
- **12/18 at HOU:** Started at RG
- **12/24 vs. TEN:** Started at RG
- **1/1 at IND:** Started at RG, helping the team rush for 182 yards

## 2015 (w/ JAX - 15/13)

Rookie offensive lineman started 13 games at RG

- **10/4 at IND:** Made his first career start at RG, helping fellow rookie RB T.J. Yeldon rush for 100+ yards
- **10/25 vs. BUF:** Started at RG, helping RB T.J. Yeldon rush for a season-high 115 yards
- **12/13 vs. IND:** Started at RG, helping the Jaguars rush for a season-high 154 yards

## COLLEGE (at South Carolina, 2010-15)

- Four-year starter, starting in 51 games, the second-most in school history (T.J. Johnson, 53)
- Three-time member of the SEC Fall Academic Honor Roll
- In 2014, named first-team All-America by Sporting News, ESPN.com and CBSsportsline.com, was a second-team All-American by Walter Camp, Associated Press and Sports Illustrated, and a third-team selection by College Sports Madness
- Earned first team All-SEC honors by the coaches and ESPN.com and was a second-team pick by the AP
- In 2013, voted a permanent team captain as a junior
- Majored in African American studies

## PERSONAL

- Played on both sides of the ball for Head Coach Kevin Crosby at Bamberg-Ehrhardt (S.C.) High School
- Graded out at 96 percent with 60 knockdown blocks as an offensive tackle
- Did not give up a sack
- A.J. Cann's given name is Aaron
- Twitter handle is @AJCann50

# BARRY CHURCH

42

## BARRY CHURCH

SAFETY

6-2 218 LBS.


TOLEDO

BORN FEBRUARY 11, 1988

PITTSBURGH, PENNSYLVANIA

ACQ: UFA (DALLAS) 2017

EXP: 8TH YEAR



### TRANSACTIONS

Originally signed with Dallas as an undrafted free agent on 4/30/10 ... Signed a four-year contract extension with the club on 10/26/12 ... Signed by Jacksonville as an unrestricted free agent on 3/10/17

### PRO (Games played/started - 92/65, 3/3)

- Elected as a team captain for the Cowboys in 2014 and 2016
- Career totals include 462 tackles, 16 PDs and five INTs in 90 career games (63 starts)

### 2017 (w/ JAX - 2/2)

- **9/10 at HOU:** Started at SS and was tied for second on the team with six tackles (three solo) ... Registered his sixth consecutive game with at least five tackles
- **9/17 vs. TEN:** Started at SS and was tied for second on the team with six solo tackles ... Registered his seventh consecutive game with at least five tackles

### 2016 (w/ DAL, 12/12, 1/1)

Started 12 games, but missed four games due to a fractured forearm ... Led the team with two INTs

- **9/18 at WAS:** Recorded five tackles, one pass defended and his fourth career INT
- **12/26 vs. DET:** Registered a season-high 12 tackles (seven solo)
- **1/15 vs. G.B.:** Notched four tackles and 1.0 sack in third postseason appearance

### 2015 (w/ DAL, 15/15)

Started 15 games, finishing the season on IR with a broken arm ... Finished second on the team with 113 tackles

- **11/15 at T.B.:** Recorded a season-high 11 tackles (nine solo) to finish second on the team
- **12/19 vs. NYJ:** Made his 50th career start and had seven tackles (four solo)

### 2014 (w/ DAL, 16/16, 2/2)

Elected by his teammates as one of the defensive captains for the season ... Started all 16 games for the second consecutive season ... Led the team in tackles (105) for the second straight year

- **9/14 at TEN:** Registered his second career INT and had six tackles (five solo) and one pass defended
- **11/23 at NYG:** Recorded seven solo tackles, including one for a loss, one pass defended, and returned an INT 45 yards
- **11/27 vs. PHI:** Had a season-high 11 tackles (nine solo) and one pass defended

### 2013 (w/ DAL, 16/16)

Started all 16 games played for the first time in his career ... Finished with the team-best and career-high 133 tackles (105 solo)

- **9/8 vs. NYG:** Recorded eight tackles (seven solo), his first NFL forced fumble and a fumble recovery, which he returned 27 yards for a TD
- **11/10 at N.O.:** Posted a season-high and team best 14 tackles (nine solo)
- **11/27 vs. OAK:** Registered eight tackles (six solo) to surpass the 100-tackle mark for the season, the first time in his career

### 2012 (w/ DAL, 3/3)

Earned the starting SS position in training camp, but was placed on IR after three games with an Achilles tendon injury

### 2011 (w/ DAL, 13/1)

Played in 13 games finishing the season on IR due to a shoulder injury

- **9/18 at WAS:** Recorded four tackles (three solo), including two for a loss
- **12/11 vs. NYG:** Earned his first NFL start and registered two tackles before leaving the game with a shoulder injury

### 2010 (w/ DAL, 15/0)

Was one of four rookie free agents to make the active roster and played in 15 games seeing time mainly on special teams

- **9/19 vs. CHI:** Made his NFL debut on special teams
- **10/31 vs. JAX:** Registered four tackles (three solo) as a reserve safety

### COLLEGE (at Toledo, 2006-09)

• Career totals include 354 tackles, 26 for a loss, nine INTs, 18 passes defended, six forced fumbles and three blocked kicks

- As a senior, was named first-team All-MAC for the fourth time, becoming the first Rocket and the third MAC player to ever achieve that distinction
- Was one-of-12 semifinalists for the Jim Thorpe Award (top defensive back) and selected to play in the East-West Shrine Game

### PERSONAL

- Attended Penn Hills (Pittsburgh) High School and named to the *Pittsburgh Tribune-Review's* "Terrific 25" team and second-team all-state Class AAAA at safety as a senior
- As a senior, had 80 tackles, 9.0 sacks and four INTs, as well as 30 catches for 670 yards and four offensive TDs
- He and his wife, Marcia, were married in June 2015
- Twitter handle is @BarryChurch42

### REGULAR SEASON CAREER STATISTICS

YEAR	TEAM	GP/GS	TKL	SOLO	ASST	SACKS	FF	FR	PD	INT	TD
2010	DAL	15/0	13	10	3	0.0	1	0	0	0	0
2011	DAL	13/1	20	16	4	0.0	0	0	0	0	0
2012	DAL	3/3	5	3	2	0.0	0	1	0	0	0
2013	DAL	16/16	133	105	28	0.0	3	1	6	1	1
2014	DAL	16/16	93	73	20	0.0	1	1	6	2	0
2015	DAL	15/15	113	75	38	0.0	1	0	0	0	0
2016	DAL	12/12	85	61	24	0.0	1	0	4	2	0
2017	JAX	2/2	12	9	3	0.0	0	0	0	0	0
<b>NFL totals:</b>		<b>7 yrs. 92/65</b>	<b>474</b>	<b>352</b>	<b>122</b>	<b>0.0</b>	<b>7</b>	<b>3</b>	<b>16</b>	<b>5</b>	<b>1</b>

### POSTSEASON CAREER STATISTICS

YEAR	TEAM	GP/GS	TKL	SOLO	ASST	SACKS	FF	FR	PD	INT
2014	DAL	2/2	12	10	2	0.0	1	0	0	0
2016	DAL	1/1	4	2	2	1.0	0	0	0	0
<b>Postseason totals:</b>		<b>3/3</b>	<b>16</b>	<b>12</b>	<b>4</b>	<b>1.0</b>	<b>1</b>	<b>0</b>	<b>0</b>	<b>0</b>

### 2017 GAME-BY-GAME STATISTICS

DATE	OPP	TKL	SOLO	ASST	ST	SACKS	FF	FR	PD	INT
09/10	at Houston	6	3	3	0	0.0	0	0	0	0
09/17	vs. Tennessee	6	6	0	0	0.0	0	0	0	0
09/24	vs. Baltimore									
10/01	at New York Jets									
10/08	at Pittsburgh									
10/15	vs. LA Rams									
10/22	at Indianapolis									
	BYE WEEK									
11/05	vs. Cincinnati									
11/12	vs. LA Chargers									
11/19	at Cleveland									
11/26	at Arizona									
12/03	vs. Indianapolis									
12/10	vs. Seattle									
12/17	vs. Houston									
12/24	at San Francisco									
12/31	at Tennessee									
<b>2017 totals:</b>		<b>12</b>	<b>9</b>	<b>3</b>	<b>0</b>	<b>0.0</b>	<b>0</b>	<b>0</b>	<b>0</b>	<b>0</b>

### 2016 GAME-BY-GAME STATISTICS

DATE	OPP	TKL	SOLO	ASST	ST	SACKS	FF	FR	PD	INT
09/11	vs. New York Giants	7	4	3	0	0.0	0	0	0	0
09/18	at Washington	5	3	2	0	0.0	0	0	1	1
09/25	vs. Chicago	9	6	3	0	0.0	0	0	1	0
10/02	at San Francisco	8	8	0	0	0.0	0	0	0	0
10/09	vs. Cincinnati	8	7	1	0	0.0	0	0	0	0
10/16	at Green Bay	5	4	1	0	0.0	1	0	1	1
10/23	BYE WEEK									
10/30	vs. Philadelphia	3	2	1	0	0.0	0	0	0	0
11/06	at Cleveland				ina					
11/13	at Pittsburgh				ina					
11/20	vs. Baltimore				ina					
11/24	vs. Washington				ina					
12/01	at Minnesota	9	7	2	0	0.0	0	0	0	0
12/11	at New York Giants	8	4	4	0	0.0	0	0	1	0
12/18	vs. Tampa Bay	6	5	1	0	0.0	0	0	0	0
12/26	vs. Detroit	12	7	5	0	0.0	0	0	0	0
01/01	at Philadelphia	5	4	1	0	0.0	0	0	0	0
<b>2016 totals:</b>		<b>85</b>	<b>61</b>	<b>24</b>	<b>0</b>	<b>0.0</b>	<b>1</b>	<b>0</b>	<b>4</b>	<b>2</b>
1/15	vs. Green Bay	4	2	2	0	1.0	0	0	0	0
<b>Postseason totals:</b>		<b>4</b>	<b>2</b>	<b>2</b>	<b>0</b>	<b>1.0</b>	<b>0</b>	<b>0</b>	<b>0</b>	<b>0</b>






# KEELAN COLE

84

## KEELAN COLE



WIDE RECEIVER

6-1 194 LBS

KENTUCKY WESLEYAN

BORN APRIL 20, 1993

LOUISVILLE, KENTUCKY

ACQ: FREE AGENT 2017

EXP: ROOKIE

### TRANSACTIONS

Originally signed as an undrafted free agent on 5/10/17

### PRO (Games played/started - 2/0)

• Totaled five receptions for 132 yards (26.4 avg.) with one TD and also returned one punt for 31 yards in the 2017 preseason

### 2017 (w/ JAX - 2/0)

- **9/10 at HOU:** Saw action at WR and on special teams
- **9/17 vs. TEN:** Recorded his first career reception and finished the game with two receptions for 13 yards

### COLLEGE (at Kentucky Wesleyan, 2013-16)

- Named to the D2football.com All-American First Team, Associated Press Little All-American First Team and the Don Hansen All-American First Team
- Led the nation in kickoffs returned for a TD (two) and ranked second in all-purpose yards (198.1 yards per game) as a senior
- Named Great Midwest Athletic Conference Offensive and Special Teams Player of the Year in 2016
- Led the NCAA in receiving yards (1,577), receiving yards per game (141.5) and receiving TDs (21) as a sophomore in 2014

### PERSONAL

- Coached by Tyrann Scroggins at Central (Ky.) High School, where he was a four-year letterwinner and two-year starter at DB, WR and QB

### REGULAR SEASON CAREER STATISTICS

YEAR	TEAM	GP/GS	RECs	YDS	AVG.	LG	TD
2017	JAX	2/0	2	13	6.5	11	0
<b>NFL totals: 1 yr.</b>		<b>2/0</b>	<b>2</b>	<b>13</b>	<b>6.5</b>	<b>11</b>	<b>0</b>

### 2017 GAME-BY-GAME STATISTICS

DATE	OPP	RECs	YDS	AVG.	LG	TD
09/10	at Houston	0	0	0.0	0	0
09/17	vs. Tennessee	2	13	6.5	11	0
09/24	vs. Baltimore					
10/01	at New York Jets					
10/08	at Pittsburgh					
10/15	vs. LA Rams					
10/22	at Indianapolis					
	BYE WEEK					
11/05	vs. Cincinnati					
11/12	vs. LA Chargers					
11/19	at Cleveland					
11/26	at Arizona					
12/03	vs. Indianapolis					
12/10	vs. Seattle					
12/17	vs. Houston					
12/24	at San Francisco					
12/31	at Tennessee					
<b>2017 totals:</b>		<b>2</b>	<b>13</b>	<b>6.5</b>	<b>11</b>	<b>0</b>

**Additional Statistics:** one special teams tackle

# AARON COLVIN

22

## AARON COLVIN

CORNERBACK  
6-0 193 LBS.  
OKLAHOMA  
BORN OCTOBER 2, 1991  
TULSA, OKLAHOMA  
ACQ: 4TH ROUND OF 2014 DRAFT (114TH)  
EXP: 4TH YEAR



### TRANSACTIONS

Originally drafted by Jacksonville in the fourth round (114th overall) of the 2014 draft ... Placed on injured reserve on 12/23/16

### PRO (Games played/started - 34/20)

- Since 2015, his 5.0 sacks are most in the NFL by a CB and tied for the most by a defensive back (K.C.'s **Ron Parker**)
- Began rookie season on reserve/physically unable to perform list after suffering an ACL injury while playing for the Jaguars coaching staff on the South squad at the Senior Bowl in 2014

### 2017 (w/ JAX - 2/0)

- 9/10 at HOU: Saw action at CB and recorded one solo tackle
- 9/17 vs. TEN: Recorded three solo tackles

### 2016 (w/ JAX - 10/4)

Missed the first four games of the season on the Reserve/Suspended by the Commissioner list

- 10/16 at CHI: Made his season debut, posting five solo tackles, including one tackle for loss
- 10/23 vs. OAK: Tallied three solo tackles at CB
- 10/27 at TEN: Started at LCB and made two tackles (one solo)
- 11/6 at K.C.: Saw action at CB and made seven tackles (five solo)
- 11/13 vs. HOU: Saw action at CB and registered a seven-yard sack
- 11/20 at DET: Started at CB and recorded two solo tackles before exiting the game with a concussion
- 11/27 at BUF: Saw action at CB and on special teams
- 12/4 vs. DEN: Saw action at CB and made one solo tackle
- 12/11 vs. MIN: Started at CB and made one tackle
- 12/18 at HOU: Started at CB before exiting the game with an ankle injury

### 2015 (w/ JAX - 16/15)

Started in 15 of 16 games at RCB, totaling 73 tackles (60 solo), seven passes defended, six tackles for loss and 4.0 sacks ... His 4.0 sacks are the most by an NFL DB since **Roman Harper's** 7.5 sacks in 2011 and the most by a Jaguars DB since **Aaron Beasley's** 5.0 sacks in 2000 (Colvin's 4.0 sacks are the second-most by a Jaguars DB in franchise history)

- 9/20 vs. MIA: Made six tackles (five solo)
- 10/4 at IND: Started at RCB, recording six tackles (five solo), including two tackles for loss, and his first career sack
- 10/11 at T.B.: Started at RCB, tallying five tackles (five solo) and one sack
- 10/25 vs. BUF: Made six tackles (six solo), including a sack-fumble that DE **Chris Clemons** returned for a TD ... Recorded the game-clinching PBU with 57 seconds remaining in the game to force a turnover on downs
- 11/8 at NYJ: Made a season-high eight tackles (four solo), including one tackle for loss
- 11/19 vs. TEN: Started at RCB, making seven tackles (seven solo), three passes defended and one sack
- 12/27 at N.O.: Started at RCB and made a season-high nine tackles (five solo)

### 2014 (w/ JAX - 6/1)

Saw action in six games as a rookie and totaled 25 tackles (21 solo), two passes defended, two QB hits and one fumble recovery ... Placed on the reserve/physically unable to perform list on Aug. 26 and was activated to 53-man roster on Nov. 11

- 11/23 at IND: Made NFL debut and saw action at CB and on special teams ... Finished with one solo tackle
- 11/30 vs. NYG: Saw extensive action at CB ... Scored a TD on a 41-yard fumble return in the fourth quarter, his first career score ... It marked the fifth-longest fumble recovery for a touchdown in team history and longest since 2007 (77 yards, Daryl Smith, Oct. 14 vs. Houston)
- 12/7 vs. HOU: Registered five tackles (four solo) and added one special teams tackle
- 12/18 vs. TEN: Posted a career-high seven solo tackles and one pass defended

### COLLEGE (at Oklahoma, 2010-13)

- Four-year letterman
- Appeared in 50 games with 36 starts
- Career totals include 234 tackles (170 solo), 15 tackles for a loss, 3.5 sacks,

five INTs, one forced fumble, three fumble recoveries and 23 passes defended

- Started 35 of his last 36 games
- Named a semifinalist for the Thorpe Award as a senior, given to the top defensive back in college football
- Was All-Big 12 first-team selection by coaches, AP and the San Antonio Express-News
- Majored in communications

### PERSONAL

- Attended Owasso (Okla.) High School
- Son of Bryant and Lisa Colvin
- Twitter handle is @AColvin\_22

### REGULAR SEASON CAREER STATISTICS

YEAR	TEAM	GP/GS	TKL	SOLO	ASST	SACKS	FF	FR	PD	INT
2014	JAX	6/1	25	21	4	0.0	0	1	2	0
2015	JAX	16/15	73	60	13	4.0	1	0	7	0
2016	JAX	10/4	22	18	4	1.0	0	0	0	0
2017	JAX	2/0	4	4	0	0.0	0	0	0	0
<b>NFL totals: 3 yrs.</b>		<b>34/20</b>	<b>124</b>	<b>104</b>	<b>21</b>	<b>5.0</b>	<b>1</b>	<b>1</b>	<b>9</b>	<b>0</b>

### CAREER HIGHS

	GAME	SEASON
<b>Tackles:</b>	8 (11/8/15 at NYJ)	73 (2015)
<b>Sacks:</b>	1.0 (five times, last: 11/13/16 vs. HOU)	4.0 (2016)
<b>Passes defended:</b>	3 (11/19/15 vs. TEN)	7 (2015)
<b>Forced fumbles:</b>	1 (10/25/15 vs. BUF)	1 (2015)
<b>Fumble recoveries:</b>	1 (11/30/14 vs. NYG)	1 (2014)

### 2016 GAME-BY-GAME STATISTICS

DATE	OPP	TKL	SOLO	ASST	SACKS	FF	FR	PD	INT
09/10	at Houston	1	1	0	0.0	0	0	0	0
09/17	vs. Tennessee	3	3	0	0.0	0	0	0	0
09/24	vs. Baltimore								
10/01	at New York Jets								
10/08	at Pittsburgh								
10/15	vs. LA Rams								
10/22	at Indianapolis								
	BYE WEEK								
11/05	vs. Cincinnati								
11/12	vs. LA Chargers								
11/19	at Cleveland								
11/26	at Arizona								
12/03	vs. Indianapolis								
12/10	vs. Seattle								
12/17	vs. Houston								
12/24	at San Francisco								
12/31	at Tennessee								
<b>2017 totals:</b>		<b>4</b>	<b>4</b>	<b>0</b>	<b>0.0</b>	<b>0</b>	<b>0</b>	<b>0</b>	<b>0</b>

### 2016 GAME-BY-GAME STATISTICS

DATE	OPP	TKL	SOLO	ASST	SACKS	FF	FR	PD	INT
09/11	vs. Green Bay				--				
09/18	at San Diego				--				
09/25	vs. Baltimore				--				
10/02	vs. Indianapolis				--				
	BYE WEEK								
10/16	at Chicago	5	5	0	0.0	0	0	0	0
10/23	vs. Oakland	3	3	0	0.0	0	0	0	0
10/27	at Tennessee	2	1	1	0.0	0	0	0	0
11/06	Kansas City	7	5	2	0.0	0	0	0	0
11/13	vs. Houston	1	1	0	1.0	0	0	0	0
11/20	at Detroit	2	2	0	0.0	0	0	0	0
11/27	at Buffalo	0	0	0	0.0	0	0	0	0
12/04	vs. Denver	1	1	0	0.0	0	0	0	0
12/11	vs. Minnesota	1	0	1	0.0	0	0	0	0
12/18	at Houston	0	0	0	0.0	0	0	0	0
12/24	vs. Tennessee				IR				
01/01	at Indianapolis				IR				
<b>2016 totals:</b>		<b>22</b>	<b>18</b>	<b>4</b>	<b>1.0</b>	<b>0</b>	<b>0</b>	<b>0</b>	<b>0</b>

# AARON COLVIN



## 2015 GAME-BY-GAME STATISTICS

DATE	OPP	TKL	SOLO	ASST	SACKS	FF	FR	PD	INT
09/13	vs. Carolina	2	1	1	0.0	0	0	0	0
09/20	vs. Miami	6	5	1	0.0	0	0	0	0
09/27	at New England	2	2	0	0.0	0	0	0	0
10/04	at Indianapolis	6	5	1	1.0	0	0	0	0
10/11	at Tampa Bay	6	5	1	1.0	0	0	0	0
10/18	vs. Houston	4	4	0	0.0	0	0	0	0
10/25	vs. Buffalo	6	6	0	1.0	1	0	1	0
BYE WEEK									
11/08	at N.Y. Jets	8	4	4	0.0	0	0	0	0
11/15	at Baltimore	4	3	1	0.0	0	0	0	0
11/19	vs. Tennessee	7	7	0	1.0	0	0	3	0
11/29	vs. San Diego	3	3	0	0.0	0	0	1	0
12/06	at Tennessee	0	0	0	0.0	0	0	1	0
12/13	vs. Indianapolis	2	2	0	0.0	0	0	0	0
12/20	vs. Atlanta	3	3	0	0.0	0	0	0	0
12/27	at New Orleans	9	5	4	0.0	0	0	0	0
01/03	at Houston	5	4	1	0.0	0	0	1	0
<b>2015 totals:</b>		<b>73</b>	<b>60</b>	<b>13</b>	<b>4.0</b>	<b>1</b>	<b>0</b>	<b>7</b>	<b>0</b>



## 2014 GAME-BY-GAME STATISTICS

DATE	OPP	TKL	SOLO	ASST	SACKS	FF	FR	PD	INT
09/07	at Philadelphia				PUP				
09/14	at Washington				PUP				
09/21	vs. Indianapolis				PUP				
09/28	at San Diego				PUP				
10/05	vs. Pittsburgh				PUP				
10/12	at Tennessee				PUP				
10/19	vs. Cleveland				PUP				
10/26	vs. Miami				PUP				
11/02	at Cincinnati				PUP				
11/09	vs. Dallas				PUP				
BYE WEEK									
11/23	at Indianapolis	1	1	0	0.0	0	0	0	0
11/30	vs. N.Y. Giants	4	3	1	0.0	0	1	1	0
12/07	vs. Houston	5	4	1	0.0	0	0	0	0
12/14	at Baltimore	4	3	1	0.0	0	0	0	0
12/18	vs. Tennessee	7	7	0	0.0	0	0	1	0
12/28	at Houston	4	3	1	0.0	0	0	0	0
<b>2014 totals:</b>		<b>25</b>	<b>21</b>	<b>4</b>	<b>0.0</b>	<b>0</b>	<b>1</b>	<b>2</b>	<b>0</b>

# SHELDON DAY

92

## SHELDON DAY



### DEFENSIVE TACKLE

6-1 294 LBS.

NOTRE DAME

BORN JULY 1, 1994

INDIANAPOLIS, INDIANA

ACQ: 4TH ROUND OF 2016 DRAFT (103RD)

EXP: 2ND YEAR

### TRANSACTIONS

- Originally drafted by Jacksonville in the fourth round (103rd overall) of the 2016 NFL Draft

### PRO (Games played/started - 17/0)

Rookie DT who made his rookie debut in the team's season opener in 2016

### 2017 (w/ JAX - 1/0)

- 9/10 at HOU: Saw action at DT and assisted on one tackle
- 9/17 vs. TEN: Inactive

### 2016 (w/ JAX - 16/0)

- 9/11 vs. G.B.: Made his Jaguars debut and played seven snaps at DT and one on special teams
- 9/18 at S.D.: Saw action at DT and made one solo tackle for loss
- 9/25 vs. BAL: Saw action at DT, making his first career tackle, and on special teams
- 10/2 vs. IND: Played 17 snaps at DT and had one tackle for loss
- 10/16 at CHI: Saw action at DT and on special teams
- 10/23 vs. OAK: Saw action at DT and on special teams
- 10/27 at TEN: Saw action at DT and recorded one tackle for loss
- 11/6 at K.C.: Saw action at DT
- 11/13 vs. HOU: Saw action at DT and on special teams
- 11/20 at DET: Saw action at DT and on special teams
- 11/27 at BUF: Saw action at DT and on special teams
- 12/4 vs. DEN: Saw action at DT and on special teams
- 12/11 vs. MIN: Saw action at DT and made one tackle
- 12/18 at HOU: Saw action at DT and made one solo tackle
- 12/24 vs. TEN: Saw action at DT and made his first career sack on QB Marcus Mariota
- 1/1 at IND: Saw action at DT and assisted on one tackle

### COLLEGE (at Notre Dame, 2012-15)

As a senior, named season-long captain at the end of camp ... Registered 45 tackles (33 solo), 15.5 tackles for loss, 4.0 sacks, four passes defensed and two forced fumbles ... His 15.5 tackles for loss were the most by a Notre Dame player since **Derek Landri** in 2006 ... Recorded at least one tackle for loss in 11 of the team's 13 games ... As a junior, registered 40 tackles (24 solo), 7.5 tackles for loss, one sack, nine quarterback hurries, two passes defensed and two fumble recoveries ... Played in all 13 games as a true freshman

### PERSONAL

- Son of David Day and Carol Boyd
- Attended Warren Central (Indianapolis) High School
- Second-team selection on SI.com High School All-America team
- Ranked the sixth-best defensive tackle in the country and the 50th-best player in his class by Scout.com
- Runner-up for 2011 Indiana Mr. Football award as chosen by the Indiana Football Coaches Association
- Made 55 tackles, 12 for loss, nine sacks, 12 quarterback pressures and two fumble recoveries as a senior

### REGULAR SEASON CAREER STATISTICS

YEAR	TEAM	GP/GS	TKL	SOLO	ASST	ST	SACKS	FF	FR	PD	TFL
2016	JAX	16/0	8	6	2	0	1.0	0	0	0	2
2017	JAX	1/0	1	0	1	0	0.0	0	0	0	0
<b>NFL totals:</b>		<b>2 yr. 17/0</b>	<b>9</b>	<b>6</b>	<b>3</b>	<b>0</b>	<b>1.0</b>	<b>0</b>	<b>0</b>	<b>0</b>	<b>2</b>

### 2017 GAME-BY-GAME STATISTICS

DATE	OPP	TKL	SOLO	ASST	ST	SACKS	FF	FR	PD	TFL
09/10	at Houston	1	0	1	0	0.0	0	0	0	0
09/17	vs. Tennessee					Inactive				
09/24	vs. Baltimore									
10/01	at New York Jets									
10/08	at Pittsburgh									
10/15	vs. LA Rams									
10/22	at Indianapolis									
	BYE WEEK									
11/05	vs. Cincinnati									
11/12	vs. LA Chargers									
11/19	at Cleveland									
11/26	at Arizona									
12/03	vs. Indianapolis									
12/10	vs. Seattle									
12/17	vs. Houston									
12/24	at San Francisco									
12/31	at Tennessee									
<b>2017 totals:</b>		<b>1</b>	<b>0</b>	<b>1</b>	<b>0</b>	<b>0.0</b>	<b>0</b>	<b>0</b>	<b>0</b>	<b>0</b>


### 2016 GAME-BY-GAME STATISTICS

DATE	OPP	TKL	SOLO	ASST	ST	SACKS	FF	FR	PD	TFL
09/11	vs. Green Bay	0	0	0	0	0.0	0	0	0	0
09/18	at San Diego	1	1	0	0	0.0	0	0	0	1
09/25	vs. Baltimore	1	1	0	0	0.0	0	0	0	0
10/02	vs. Indianapolis	1	1	0	0	0.0	0	0	0	1
	BYE WEEK									
10/16	at Chicago	0	0	0	0	0.0	0	0	0	0
10/23	vs. Oakland	0	0	0	0	0.0	0	0	0	0
10/27	at Tennessee	1	1	0	0	0.0	0	0	0	1
11/06	at Kansas City	0	0	0	0	0.0	0	0	0	0
11/13	vs. Houston	0	0	0	0	0.0	0	0	0	0
11/20	at Detroit	0	0	0	0	0.0	0	0	0	0
11/27	at Buffalo	0	0	0	0	0.0	0	0	0	0
12/04	vs. Denver	0	0	0	0	0.0	0	0	0	0
12/11	vs. Minnesota	1	0	1	0	0.0	0	0	0	0
12/18	at Houston	1	1	0	0	0.0	0	0	0	0
12/24	vs. Tennessee	1	1	0	0	1.0	0	0	0	1
01/01	at Indianapolis	1	0	1	0	0.0	0	0	0	0
<b>2016 totals:</b>		<b>8</b>	<b>6</b>	<b>2</b>	<b>0</b>	<b>1.0</b>	<b>0</b>	<b>0</b>	<b>0</b>	<b>4</b>

# LEONARD FOURNETTE

## 27 LEONARD FOURNETTE

RUNNING BACK  
6-0 228 LBS.  
LOUISIANA STATE  
BORN JANUARY 18, 1995  
NEW ORLEANS, LOUISIANA  
ACQ: FIRST ROUND OF 2017 DRAFT (4TH)  
EXP: ROOKIE



### TRANSACTIONS

Drafted by Jacksonville in the first round (fourth overall) in the 2017 draft

### PRO (Games played/started - 2/2)

• Became the first player in Jaguars history to rush for at least 100 yards in his NFL debut and also became the eighth player in NFL history to register at least 100 rushing yards, one-plus rushing TD and three-plus receptions in their NFL debut

### 2017 (w/ JAX - 2/2)

- **9/10 at HOU:** Started at RB and made his NFL debut ... Rushed 26 times for 100 yards and one TD and tied for the team lead with three receptions for 24 yards ... Became the first player in Jaguars history to rush for at least 100 yards in his NFL debut and also became the eighth player in NFL history to register at least 100 rushing yards, one-plus rushing TD and three-plus receptions in their NFL debut
- **9/17 vs. TEN:** Rushed 14 times for 40 yards and one touchdown, while adding two receptions for 21 yards

### COLLEGE (at LSU, 2014-16)

- Set or tied 23 school records during his career (eight single-season, five single-game, seven bowl and three career)
- Finished career ranked fourth in LSU history with 3,830 rushing yards in only 32 games
- Ranks second in school history in all-purpose yards per game (155.7), third in overall TDs (42), fourth in rushing TDs (40) and all-purpose yards (4,981) and seventh in scoring (252)
- Holds LSU career records for yards per play (6.2), rushing yards per game (119.7), 200-yard rushing games (five) and consecutive 100-yard rushing games (nine)
- Cracked the 100-yard mark 19 of his 32 games played and went over 200 yards a school-record five times
- Fastest player in LSU history to reach 2,000 and 3,000 yards
- Only player in school history to rush for 1,000 yards in each of his first two seasons

### 2016 (Junior)

Limited for most of the season due to an ankle injury suffered in training camp ... Rushed for 100 or more yards in the first four games that he played ... Earned Second-Team All-SEC honors from the league's coaches and the Associated Press

- **9/3 vs. Wisconsin:** Opened the season with 138 yards
- **9/17 vs. Mississippi State:** Tallied 147 rushing yards and two TDs
- **10/22 vs. Mississippi:** Set the single-season school record with 284 yards and three TDs on 16 carries ... His 17.8 yards per carry mark set a single-game school record
- **11/12 at Arkansas:** Posted three rushing TDs

### 2015 (Sophomore)

Consensus first-team All-American ... Led the SEC and nation in rushing with 162.8 yards per game ... Finished the season with 1,953 rushing yards and 22 TDs - both single-season school records ... Tied the school record with 10 games of at least 100 rushing yards and set LSU mark with four 200-yard games ... Became the fastest player in LSU history to reach 1,000 rushing yards in a season (five games), becoming only the 10th player in FBS history to achieve the feat in the fifth game of the season ... Tallied 834 rushing yards in the first four games, the most in LSU history and the most by an FBS player through four games since at least 2000 ... Led SEC and ranked among the top five in the nation in all-purpose yards (183.8 yards per game) and tied for first in the league in scoring with 11.5 points per contest

- **9/12 at Mississippi State:** Posted then-career highs with 28 carries, 159 rushing yards and three rushing TDs
- **9/19 vs. Auburn:** Rushed for 228 yards and tied a career high with three TDs on 19 carries
- **9/26 at Syracuse:** Set a career high with 244 rushing yards, the most by an LSU player on the road and third-most overall, and registered three TDs
- **10/3 vs. Eastern Michigan:** Tallied 233 rushing yards and three TDs, becoming the first player in SEC history to rush for 200-plus yards in three consecutive games
- **10/10 vs. South Carolina:** Posted 20 rushes for 158 yards (7.9 avg.), including an 87-yard TD
- **12/29 vs. Texas Tech:** Capped season with an NCAA bowl record-tying five TDs (four rushing, one receiving) to go along with 212 rushing yards

### 2014 (Freshman)

Set a school freshman rushing record with 1,034 yards ... Led the SEC in all-purpose yards per game (137.4) ... Ranked sixth in the SEC in rushing with 79.5 per game and was fourth in kickoff returns with a 26.0 average ... Posted five 100-yard rushing games ... In the six games he started, rushed for 100 yards or more four times and averaged 98.5 yards and one TD in each of those contests

- **10/11 at Florida:** Posted 140 rushing yards, the most by an LSU true freshman RB since 2003, and two TDs

### HIGH SCHOOL

- A four-year starting running back at St. Augustine (La.)
- Listed as the No. 1 overall prospect by ESPN.com and Scout.com
- Named the USA Today National Offensive Player of the Year and a member of the All-USA First Team
- Selected to the Parade All-America first team
- Awarded the 2013 and 2014 Louisiana Gatorade Player of the Year awards, the first player in the state to win it twice
- Finished his high school career with 7,619 rushing yards and 88 rushing TDs

### PERSONAL

- Parents are Leonard and Lory Fournette
- Brother, Lanard, is a member of the LSU football team
- Has a daughter, Lyric, and one son

REGULAR SEASON CAREER STATISTICS												
		RUSHING						RECEIVING				
YEAR	TEAM	GP/GS	NO	YDS	AVG	LG	TD	NO	YDS	AVG	LG	TD
2017	JAX	2/2	40	140	3.5	17	2	5	45	9.0	12	0
<b>Career totals: 1 yr.</b>		<b>2/2</b>	<b>40</b>	<b>140</b>	<b>3.5</b>	<b>17</b>	<b>2</b>	<b>5</b>	<b>45</b>	<b>9.0</b>	<b>12</b>	<b>0</b>

2017 GAME-BY-GAME STATISTICS											
		RUSHING						RECEIVING			
DATE	GAME	NO	YDS	AVG	LG	TD	NO	YDS	AVG	LG	TD
09/10	at Houston	26	100	3.8	17	1	3	24	8.0	12	0
09/17	vs. Tennessee	14	40	2.9	7	1	2	21	10.5	11	0
09/24	vs. Baltimore										
10/01	at New York Jets										
10/08	at Pittsburgh										
10/15	vs. LA Rams										
10/22	at Indianapolis										
	BYE WEEK										
11/05	vs. Cincinnati										
11/12	vs. LA Chargers										
11/19	at Cleveland										
11/26	at Arizona										
12/03	vs. Indianapolis										
12/10	vs. Seattle										
12/17	vs. Houston										
12/24	at San Francisco										
12/31	at Tennessee										
<b>2017 totals:</b>		<b>40</b>	<b>140</b>	<b>3.5</b>	<b>17</b>	<b>2</b>	<b>5</b>	<b>45</b>	<b>9.0</b>	<b>12</b>	<b>0</b>

# DANTE FOWLER JR.

## 56 DANTE FOWLER JR.

DEFENSIVE END  
6-3 255 LBS  
FLORIDA  
BORN AUGUST 3, 1994  
ST. PETERSBURG, FLORIDA  
ACQ: 1ST ROUND OF 2015 DRAFT (3RD)  
EXP: 3RD YEAR



### TRANSACTIONS

Originally drafted by Jacksonville in the first round (third overall) of the 2015 draft ... Placed on injured reserve on 8/29/15

### PRO (Games played/started - 18/1)

- First defensive player selected in the 2015 NFL Draft
- Second-highest defensive player drafted in Jaguars history (LB **Kevin Hardy** was selected 2nd overall in 1996)
- Joined RB **Fred Taylor** (9th, 1998), S **Reggie Nelson** (21st, 2007) and DE **Derrick Harvey** (8th, 2008) as the only players in franchise history to be drafted out of the University of Florida in the first round
- Joins Harvey as the only DEs selected in the first round in franchise history
- Ninth player selected by the Jaguars from the University of Florida, the most of any college/university in franchise history
- Became third Florida DE in last three years to be drafted in first round

### 2017 (w/ JAX - 2/0)

- **9/10 at HOU:** Saw action at DE and recorded three solo tackles, one tackle for a loss, one sack, one forced fumble and returned one fumble 53 yards for a score
- **9/17 vs. TEN:** Saw action at DE

### 2016 (w/ JAX - 17/1)

Made his NFL debut in the team's season opener

- **9/11 vs. G.B.:** Started at LEO and made three tackles (two solo) and one tackle for loss
- **9/18 at S.D.:** Recorded a career-high six tackles (five solo), including 2.0 sacks
- **9/25 vs. BAL:** Saw action at LEO and made one solo tackle and recorded his first career pass defended
- **10/2 vs. IND:** Saw action at LEO and made two solo tackles ... Posted two QB hurries, one of which resulted in **Yannick Ngakoue's** first-quarter INT after he tipped QB **Andrew Luck's** attempt
- **10/16 at CHI:** Saw action at LEO and made one solo tackle
- **10/23 vs. OAK:** Tallied two solo tackles at LEO
- **10/27 at TEN:** Saw action at LEO and totaled two tackles
- **11/6 at K.C.:** Saw action at LEO, making four tackles (one solo) and was credited with 0.5 sack
- **11/13 vs. HOU:** Saw action at LEO and made one solo tackle
- **11/20 at BUF:** Saw action at LEO and made one solo tackle for loss
- **11/27 at BUF:** Saw action at LEO and made one tackle
- **12/4 vs. DEN:** Saw action at LEO and made four solo tackles, including one tackle for loss
- **12/11 vs. MIN:** Saw action at LEO and made one solo tackle
- **12/18 at HOU:** Saw action at LEO before exiting the game with a hip pointer
- **12/24 vs. TEN:** Tallied two solo tackles, along with 1.0 sack, two passes defended and three QB hits
- **1/1 at IND:** Saw action at LEO and assisted on one tackle, recorded 0.5 sack, one pass defended and two QB hits

### 2015 (w/ JAX - IR)

- Suffered a torn ACL on May 18, 2015 in Jaguars rookie mini-camp and was placed on IR on August 29, 2015

### COLLEGE (at Florida, 2012-14)

- Declared for the NFL Draft following his junior season
- Played in 37 games with 25 starts
- Career totals included 140 tackles (73 solo), 34 tackles for loss, 14.5 sacks, five forced fumbles, two fumble recoveries and two passes defended
- Started the final 24 games of his career
- Served as a team captain his junior season and two games as a sophomore

### PERSONAL

- Attended Lakewood Senior (St. Petersburg, Fla.) High School, where he played for Head Coach Cory Moore
- A five-star prospect ranked as the No. 3 weakside defensive side and No. 28 recruit overall by Rivals.com
- Ranked in the Rivals100 national list (No. 28), as well as the ESPN 150 national list (No. 71)
- Named an Honorable Mention All-American by Sports Illustrated

- Also competed as a shot putter, recording a top-throw of 14.32 meters
- Son of Lanora and Dante Fowler Sr.
- Has one son, Dante Fowler III, who is three years old
- Has two younger brothers, Donterio and Cam'Ron
- Twitter handle is @DanteFowler

REGULAR SEASON CAREER STATISTICS											
YEAR	TEAM	GP/GS	TKL	SOLO	ASST	ST	SACKS	FF	FR	PD	TFL
2015	JAX					IR					
2016	JAX	16/1	32	23	9	0	4.0	0	0	5	6
2017	JAX	2/0	3	3	0	0	1.0	1	1	0	1
<b>NFL totals: 3 yrs.</b>		<b>18/1</b>	<b>35</b>	<b>26</b>	<b>9</b>	<b>0</b>	<b>5.0</b>	<b>1</b>	<b>1</b>	<b>5</b>	<b>7</b>

2017 GAME-BY-GAME STATISTICS											
DATE	OPP	TKL	SOLO	ASST	ST	SACKS	FF	FR	PD	TFL	
09/10	at Houston	3	3	0	0	1.0	1	1	0	1	
09/17	vs. Tennessee	0	0	0	0	0.0	0	0	0	0	
09/24	vs. Baltimore										
10/01	at New York Jets										
10/08	at Pittsburgh										
10/15	vs. LA Rams										
10/22	at Indianapolis										
BYE WEEK											
11/05	vs. Cincinnati										
11/12	vs. LA Chargers										
11/19	at Cleveland										
11/26	at Arizona										
12/03	vs. Indianapolis										
12/10	vs. Seattle										
12/17	vs. Houston										
12/24	at San Francisco										
12/31	at Tennessee										
<b>2017 totals:</b>		<b>3</b>	<b>3</b>	<b>0</b>	<b>0</b>	<b>1.0</b>	<b>1</b>	<b>1</b>	<b>0</b>	<b>1</b>	

2016 GAME-BY-GAME STATISTICS											
DATE	OPP	TKL	SOLO	ASST	ST	SACKS	FF	FR	PD	TFL	
09/11	vs. Green Bay	3	2	1	0	0.0	0	0	0	1	
09/18	at San Diego	6	5	1	0	2.0	0	0	0	2	
09/25	vs. Baltimore	1	1	0	0	0.0	0	0	1	0	
10/02	vs. Indianapolis	2	2	0	0	0.0	0	0	1	0	
BYE WEEK											
10/16	at Chicago	1	1	0	0	0.0	0	0	0	0	
10/23	vs. Oakland	2	2	0	0	0.0	0	0	0	0	
10/27	at Tennessee	2	0	2	0	0.0	0	0	0	0	
11/06	at Kansas City	4	1	3	0	0.5	0	0	0	0	
11/13	vs. Houston	1	1	0	0	0.0	0	0	0	0	
11/20	at Detroit	1	1	0	0	0.0	0	0	0	1	
11/27	at Buffalo	1	0	1	0	0.0	0	0	0	0	
12/04	vs. Denver	4	4	0	0	0.0	0	0	0	1	
12/11	vs. Minnesota	1	1	0	0	0.0	0	0	0	0	
12/18	at Houston	0	0	0	0	0.0	0	0	0	0	
12/24	vs. Tennessee	2	2	0	0	1.0	0	0	2	1	
01/01	at Indianapolis	1	0	1	0	0.5	0	0	1	0	
<b>2016 totals:</b>		<b>32</b>	<b>23</b>	<b>9</b>	<b>0</b>	<b>4.0</b>	<b>0</b>	<b>0</b>	<b>5</b>	<b>6</b>	

# TASHAUN GIPSON

39

## TASHAUN GIPSON



DEFENSIVE BACK

5-11 212 LBS.

WYOMING

BORN AUGUST 7, 1990

DALLAS, TEXAS

ACQ: UFA (CLEVELAND) 2016

EXP: 6TH YEAR



### TRANSACTIONS

Originally signed by Cleveland as an undrafted free agent on 5/9/12 ... Signed by Jacksonville as an unrestricted free agent on 3/10/16

### PRO (Games played/started - 68/60)

- Earned first career Pro Bowl selection in 2014 after finishing second in NFL with six interceptions
- One of 10 players to register 15 or more INTs since 2012, joining CB **Richard Sherman**, DB **Glover Quin**, CB **Patrick Peterson**, S **Reggie Nelson**, CB **Aqib Talib**, CB **Brent Grimes**, CB **Earl Thomas**, CB **Casey Hayward** and CB **Trumaine Johnson**
- Ranks tied for third in the NFL among safeties with 14 interceptions

### 2017 (w/ JAX - 2/2)

- **9/10 at HOU:** Started at FS and finished tied for second on the team with six tackles (four solo), two passes defended and one interception, which he returned 67 yards
- **9/17 vs. TEN:** Started at FS and recorded two tackles (one solo)

### 2016 (w/ JAX - 16/16)

Made his Jaguars debut during the team's season opener

- **9/11 vs. G.B.:** Started at FS and made three solo tackles
- **9/18 at S.D.:** Started at FS and made three solo tackles
- **9/25 vs. BAL:** Registered his first INT with the Jaguars during the fourth quarter ... Also recorded three solo tackles
- **10/2 vs. IND:** Started at FS and made one solo tackle
- **10/16 at CHI:** Started at FS and made three solo tackles
- **10/23 vs. OAK:** Started at FS and made two solo tackles
- **10/27 at TEN:** Started at FS and made three tackles (two solo)
- **11/6 at K.C.:** Started at FS
- **11/13 vs. HOU:** Started at FS and tallied two solo tackles
- **11/20 at DET:** Started at FS and made one solo tackle
- **11/27 at BUF:** Started at FS and made two solo tackles
- **12/4 vs. DEN:** Started at FS and made two tackles (one solo)
- **12/11 vs. MIN:** Started at FS and made a season-high four solo tackles
- **12/18 at HOU:** Started at FS and made four tackles (three solo)
- **12/24 vs. TEN:** Started at FS and made two solo tackles and one pass defended
- **1/1 at IND:** Started at FS and recorded a season-high six tackles (two solo)

### 2015 (w/ CLE - 13/13, 0/0)

Started 13 games, marking the third consecutive season in which he made 10-plus starts for the Browns ... Finished with 60 tackles (42 solo), two interceptions and two passes defended ... Tackle total was his highest since registering 105 stops in 2013 ... Has recorded an interception in all four NFL seasons, including two-plus interceptions in three straight years

- **9/13 at NYJ:** Totaled five tackles (three solo) and his first interception of the season, which came against Jets QB **Ryan Fitzpatrick** in the second quarter
- **9/20 vs. TEN:** Had eight tackles (five solo), his second-highest total in 2015
- **11/1 vs. ARI:** Produced one solo (tackle) and intercepted Cardinals QB **Carson Palmer** in the third quarter
- **12/20 at SEA:** Tallied a season-high nine tackles (five solo)

### 2014 (w/ CLE - 11/11, 0/0)

Selected to first Pro Bowl ... Started all 11 games at free safety and added 52 tackles, eight passes defended, six interceptions, one forced fumble and one interception-return TD ... Finished second in the NFL with career-high six interceptions, despite missing final five games ... Interception total led the team and were the most by a Browns player since 2010 ... Became the first player to lead the Browns in interceptions in consecutive years since **Earl Little** from 2002-03 ... Helped Cleveland finish first in the NFL in opponent passer rating (74.1) and passes defended (99)

- **9/14 vs. N.O.:** During 26-24 victory, registered eight tackles and one interception, returning it for a career-long 62-yard TD
- **10/19 at JAX:** Earned second career multiple-interception game, picking off Jaguars QB **Blake Bortles** twice
- **10/26 vs. OAK:** After Raiders shifted out of initial FG formation picked off Raiders QB **Matt Schaub** and returned it 35 yards
- **11/2 vs. T.B.:** Picked off Buccaneers QB **Mike Glennon** in end zone to thwart Tampa Bay scoring threat
- **11/6 at CIN:** In 24-3 primetime win, recorded three tackles, one pass defended

and one forced fumble ... Member of Browns defense that limited Bengals to 79 net passing yards, second fewest by an NFL team in 2014

- **11/23 at ATL:** Sustained knee injury in fourth quarter and was placed on injured reserve on 12/20

### 2013 (w/ CLE - 16/15, 0/0)

Started 15 of 16 games at free safety ... Totaled 105 tackles, five interceptions, his first career interception-return TD and 14 passes defended

- **9/8 vs. MIA:** Intercepted Dolphins QB **Ryan Tannehill** and returned it 29 yards
- **10/13 vs. DET:** Intercepted Lions QB **Matthew Stafford** in end zone, returning it 35 yards ... Added eight tackles
- **10/20 at G.B.:** Amassed a career-high 11 tackles and added one pass defended
- **12/15 vs. CHI:** Registered first multiple-interception game (two) and first interception-return TD ... In second quarter, grabbed his second interception of the game, returning it 44 yards

### 2012 (w/ CLE - 10/3, 0/0)

Appeared in 10 contests, with three starts ... Registered 29 tackles, one interception and one pass defended ... Also accounted for four stops on special teams

- **12/9 vs. K.C.:** Recorded his first career interception

### COLLEGE (at Wyoming, 2008-11)

- Four-year starter at the University of Wyoming and started all 50 career games
- Notched nine career interceptions, which ranked tied for fourth in school history
- As a senior, recorded 95 tackles and three interceptions
- Played 38 games at Wyoming in the same defensive backfield as his brother, Marcell, one of the primary reasons he chose to attend the school
- Graduated with a degree in communications after finishing his course work during the offseason in 2015

### PERSONAL

- First name is pronounced tuh-SHAWN
- Has a son, Tashaun Jr., and daughter, Nala
- His father and all three brothers played Division I football, including his brother, Marcell, who was originally signed by the Minnesota Vikings as an undrafted free agent in 2011 ... His father played football at Arizona State
- One of six children
- Attended Kimball High School in Dallas, Texas
- Received all-state honorable mention laurels ... Named the 4A District 14 Dallas City League MVP and earned first-team all-district honors both as a cornerback and as a returner during his senior season
- Also lettered in basketball and track
- Aspires to start an Alzheimer's awareness charity, as the disease has affected his family ... Works to help youth and provide them gifts during the holiday season
- Twitter handle is @Gipson\_duos24



### REGULAR SEASON CAREER STATISTICS

YEAR	TEAM	GP/GS	TKL	SOLO	ASST	INT	SACKS	FF	FR	PD
2012	CLE	10/3	29	23	6	1	0.0	0	0	1
2013	CLE	16/15	105	82	23	5	0.0	0	0	14
2014	CLE	11/11	52	28	24	6	0.0	1	0	8
2015	CLE	13/13	60	42	18	2	0.0	0	0	2
2016	JAX	16/16	41	34	7	1	0.0	0	0	2
2017	JAX	2/2	8	5	3	1	0.0	0	0	2
<b>NFL totals: 6 yrs.</b>		<b>68/60</b>	<b>295</b>	<b>214</b>	<b>81</b>	<b>16</b>	<b>0.0</b>	<b>1</b>	<b>0</b>	<b>29</b>



### CAREER HIGHS

	GAME	SEASON
<b>Tackles:</b>	11 (10/20/13 at G.B.)	95 (2013)
<b>Interceptions:</b>	2 (twice, last: 10/19/14 at JAX)	6 (2014)
<b>Forced fumbles:</b>	1 (11/6/14 at CIN)	1 (2014)
<b>Passes defended:</b>	4 (9/29/13 vs. CIN)	11 (2013)





# COREY GRANT

30

## COREY GRANT

RUNNING BACK

5-11 203 LBS.

AUBURN

BORN DECEMBER 19, 1991

OPELIKA, ALABAMA

ACQ: FREE AGENT 2015

EXP: 3RD YEAR



### TRANSACTIONS

Originally signed by Jacksonville as an undrafted rookie free agent on 5/8/15 ... Placed on injured reserve on 10/20/15

### PRO (Games played/started - 19/1)

- Third-year RB and kick returner

### 2017 (w/ JAX - 2/0)

- **9/10 at HOU:** Saw action on special teams
- **9/17 vs. TEN:** Rushed one time for 13 yards and returned three kickoffs for 74 yards (24.7 avg.)

### 2016 (w/ JAX - 11/1)

- **9/11 vs. G.B.:** Posted two kick returns for 51 yards (25.5 avg.), including a long of 32
- **9/18 at S.D.:** Posted his first career touchdown, a 15-yard reception in the fourth quarter ... Returned three kicks for 67 yards (22.3 avg.)
- **9/25 vs. BAL:** Returned three kicks for 58 yards (19.3 avg.)
- **10/2 vs. IND:** Posted four kick returns for 80 yards (20.0 avg.), including a long of 28
- **10/16 at CHI:** Inactive (toe)
- **10/23 vs. OAK:** Inactive (toe)
- **10/27 at TEN:** Inactive (toe)
- **11/6 at K.C.:** Inactive
- **11/13 vs. HOU:** Inactive
- **11/20 at DET:** Saw action on special teams
- **11/27 at BUF:** Saw action on special teams, returning one kick for 12 yards
- **12/4 vs. DEN:** Rushed once for two yards and saw action on special teams
- **12/11 vs. MIN:** Rushed four times for 13 yards (3.3 avg.)
- **12/18 at HOU:** Saw action primarily on special teams and made a team-high three special teams tackles
- **12/24 vs. TEN:** Saw action after RBs **T.J. Yeldon** and **Chris Ivory** exited the game with injuries ... Tallied nine rushes for 27 yards (3.0 rush avg.) ... Added one reception for five yards
- **1/1 at IND:** Started at RB and ran for a career-best 122 yards on 18 carries, including a career-long touchdown run of 57 yards ... Also added two receptions for 15 yards

### 2015 (w/ JAX - 6/0)

Undrafted RB who had six carries for two yards and two receptions for 13 yards during his rookie campaign ... Returned eight kicks for 220 yards (27.5 avg.) ... Season cut short due to a hip injury that placed him on IR

- **9/13 vs. CAR:** Recorded one kickoff return for 40 yards in NFL debut ... Also had one reception for five yards
- **9/20 vs. MIA:** Had two kickoff returns for 46 yards (23.0 avg.)
- **9/27 at N.E.:** Rushed twice for six yards (3.0 avg.) and returned two kicks for 41 yards (20.5 avg.), with a long of 24
- **10/11 at T.B.:** Returned three kicks for 93 yards (31.0 avg.), and long of 42

### COLLEGE (at Alabama, 2010; at Auburn, 2011-14)

- Finished his career with 1,040 rushing yards, becoming the 41st 1,000-yard career rusher in school history
- Scored 11 career TDs
- Ranks seventh in school history with a 24.48-yard kick return avg.
- After transferring to Auburn, sat out the 2011 season to satisfy NCAA rules
- Redshirted as a freshman at Alabama before deciding to transfer to Auburn
- Majored in physical activity and health education with a minor in sports coaching

### PERSONAL

- Attended Opelika High School in Opelika, Ala. where he played for Head Coach Brian Blackmon
- Rated a four-star prospect by Rivals.com and Scout.com
- Also starred on the school's track team and was a two-time Alabama 6A State 100-meter champion and winner of the 2009 200-meter championship
- Son of Deborah and Ike Grant
- Twitter handle is @CoreyGranttt

### REGULAR SEASON CAREER STATISTICS

YEAR	TEAM	GP/GS	RUSHING					RECEIVING					
			NO	YDS	AVG	LG	TD	NO	YDS	AVG	LG	TD	
2015	JAX	6/0	6	2	0.3	11	0	2	13	6.5	8	0	
2016	JAX	11/1	32	164	5.1	57t	1	4	35	8.8	15t	1	
2017	JAX	2/0	1	13	13.0	13	0	0	0	0.0	0	0	
<b>Career totals: 3 yrs.</b>			<b>19/1</b>	<b>39</b>	<b>179</b>	<b>4.6</b>	<b>57t</b>	<b>1</b>	<b>6</b>	<b>48</b>	<b>8.0</b>	<b>15t</b>	<b>1</b>

YEAR	TEAM	NO.	YDS	KICK RETURNS			
				AVG.	LG	TD	
2015	JAX	8	220	27.5	42	0	
2016	JAX	13	268	20.7	32	0	
2017	JAX	3	74	24.7	28	0	
<b>Career totals: 3 yrs.</b>			<b>24</b>	<b>562</b>	<b>23.4</b>	<b>42</b>	<b>0</b>

### CAREER HIGHS

	GAME	SEASON
<b>Rushes:</b>	18 (1/1/17 at IND)	32 (2016)
<b>Rushing yards:</b>	122 (1/1/17 at IND)	164 (2016)
<b>Longest rush:</b>	57t (1/1/17 at IND)	57t (2016)
<b>Receptions:</b>	2 (1/1/17 at IND)	4 (2016)
<b>Receiving yards:</b>	15 (two times, last: 1/1/17 at IND)	35 (2016)
<b>Receiving TDs:</b>	1 (9/18/16 at S.D.)	1 (2016)
<b>Longest reception:</b>	15 (9/18/16 at S.D.)	15 (2016)
<b>Kickoff returns:</b>	3 (10/11/15 at T.B.)	8 (2015)
<b>Kickoff return yds.:</b>	93 (10/11/15 at T.B.)	220 (2015)
<b>Longest kick return:</b>	42 (10/11/15 at T.B.)	42 (2015)

### 2017 GAME-BY-GAME STATISTICS

DATE	GAME	RUSHING					RECEIVING				
		NO	YDS	AVG	LG	TD	NO	YDS	AVG	LG	TD
09/10	at Houston	0	0	0.0	0	0	0	0	0.0	0	0
09/17	vs. Tennessee	1	13	13.0	13	0	0	0	0.0	0	0
09/24	vs. Baltimore										
10/01	at New York Jets										
10/08	at Pittsburgh										
10/15	vs. LA Rams										
10/22	at Indianapolis										
	BYE WEEK										
11/05	vs. Cincinnati										
11/12	vs. LA Chargers										
11/19	at Cleveland										
11/26	at Arizona										
12/03	vs. Indianapolis										
12/10	vs. Seattle										
12/17	vs. Houston										
12/24	at San Francisco										
12/31	at Tennessee										
<b>2017 totals:</b>		<b>1</b>	<b>13</b>	<b>13.0</b>	<b>13</b>	<b>0</b>	<b>0</b>	<b>0</b>	<b>0.0</b>	<b>0</b>	<b>0</b>

DATE	GAME	NO.	YDS	KICK RETURNS		
				AVG.	LG	TD
09/10	at Houston	0	0	0.0	0	0
09/17	vs. Tennessee	3	74	24.7	28	0
09/24	vs. Baltimore					
10/01	at New York Jets					
10/08	at Pittsburgh					
10/15	vs. LA Rams					
10/22	at Indianapolis					
	BYE WEEK					
11/05	vs. Cincinnati					
11/12	vs. LA Chargers					
11/19	at Cleveland					
11/26	at Arizona					
12/03	vs. Indianapolis					
12/10	vs. Seattle					
12/17	vs. Houston					
12/24	at San Francisco					
12/31	at Tennessee					
<b>2017 totals:</b>		<b>3</b>	<b>74</b>	<b>24.7</b>	<b>28</b>	<b>0</b>

**Additional Statistics:** one special teams tackle

# COREY GRANT



## 2016 GAME-BY-GAME STATISTICS

DATE	GAME	RUSHING					RECEIVING				
		NO	YDS	AVG	LG	TD	NO	YDS	AVG	LG	TD
09/11	vs. Green Bay	0	0	0.0	0	0	0	0	0.0	0	0
09/18	at San Diego	0	0	0.0	0	0	1	15	15.0	15t	1
09/25	vs. Baltimore	0	0	0.0	0	0	0	0	0.0	0	0
10/02	vs. Indianapolis	0	0	0.0	0	0	0	0	0.0	0	0
	BYE WEEK										
10/16	at Chicago						ina				
10/23	vs. Oakland						ina				
10/27	at Tennessee						ina				
11/06	at Kansas City						ina				
11/13	vs. Houston						ina				
11/20	at Detroit	0	0	0.0	0	0	0	0	0.0	0	0
11/27	at Buffalo	0	0	0.0	0	0	0	0	0.0	0	0
12/04	vs. Denver	1	2	2.0	2	0	0	0	0.0	0	0
12/11	vs. Minnesota	4	13	3.3	9	0	0	0	0.0	0	0
12/18	at Houston	0	0	0	0	0	0	0	0.0	0	0
12/24	vs. Tennessee	9	27	3.0	8	0	1	5	5.0	5	0
01/01	at Indianapolis	18	122	6.8	57t	1	2	15	7.5	13	0
<b>2016 totals:</b>		<b>32</b>	<b>164</b>	<b>5.1</b>	<b>57t</b>	<b>1</b>	<b>4</b>	<b>35</b>	<b>8.8</b>	<b>15t</b>	<b>1</b>

### KICK RETURNS

DATE	GAME	NO.	YDS	AVG.	LG	TD
09/11	vs. Green Bay	2	51	25.5	32	0
09/18	at San Diego	3	67	22.3	24	0
09/25	vs. Baltimore	3	58	19.3	25	0
10/02	vs. Indianapolis	4	80	20.0	28	0
	BYE WEEK					
10/16	at Chicago				ina	
10/23	vs. Oakland				ina	
10/27	at Tennessee				ina	
11/06	at Kansas City				ina	
11/13	vs. Houston				ina	
11/20	at Detroit	0	0	0.0	0	0
11/27	at Buffalo	1	12	13.0	13	0
12/04	vs. Denver	0	0	0.0	0	0
12/11	vs. Minnesota	0	0	0.0	0	0
12/18	at Houston	0	0	0.0	0	0
12/24	vs. Tennessee	0	0	0.0	0	0
01/01	at Indianapolis	0	0	0.0	0	0
<b>2016 totals:</b>		<b>13</b>	<b>268</b>	<b>20.7</b>	<b>32</b>	<b>0</b>



## 2015 GAME-BY-GAME STATISTICS

DATE	GAME	RUSHING					RECEIVING				
		NO	YDS	AVG	LG	TD	NO	YDS	AVG	LG	TD
09/13	vs. Carolina	0	0	0.0	0	0	1	5	5.0	5	0
09/20	vs. Miami	1	1	1.0	1	0	0	0	0.0	0	0
09/27	at New England	2	6	3.0	4	0	1	8	8.0	8	0
10/04	at Indianapolis	0	0	0.0	0	0	0	0	0.0	0	0
10/11	at Tampa Bay	2	-6	-3.0	11	0	0	0	0.0	0	0
10/18	vs. Houston	1	1	1.0	1	0	0	0	0.0	0	0
10/25	vs. Buffalo									IR	
	BYE WEEK										
11/08	at N.Y. Jets									IR	
11/15	at Baltimore									IR	
11/19	vs. Tennessee									IR	
11/29	vs. San Diego									IR	
12/06	at Tennessee									IR	
12/13	vs. Indianapolis									IR	
12/20	vs. Atlanta									IR	
12/27	at New Orleans									IR	
01/03	at Houston									IR	
<b>2015 totals:</b>		<b>6</b>	<b>2</b>	<b>0.3</b>	<b>11</b>	<b>0</b>	<b>2</b>	<b>13</b>	<b>6.5</b>	<b>8</b>	<b>0</b>

### KICK RETURNS


DATE	GAME	NO.	YDS	AVG.	LG	TD
09/13	vs. Carolina	1	40	40.0	40	0
09/20	vs. Miami	2	46	23.0	24	0
09/27	at New England	2	41	20.5	24	0
10/04	at Indianapolis	0	0	0.0	0	0
10/11	at Tampa Bay	3	93	31.0	42	0
10/18	vs. Houston	0	0	0.0	0	0
10/25	vs. Buffalo					IR
	BYE WEEK					
11/08	at N.Y. Jets					IR
11/15	at Baltimore					IR
11/19	vs. Tennessee					IR
11/29	vs. San Diego					IR
12/06	at Tennessee					IR
12/13	vs. Indianapolis					IR
12/20	vs. Atlanta					IR
12/27	at New Orleans					IR
01/03	at Houston					IR
<b>2015 totals:</b>		<b>8</b>	<b>220</b>	<b>27.5</b>	<b>42</b>	<b>0</b>

# CHAD HENNE

7

## CHAD HENNE

QUARTERBACK  
6-3 222 LBS.  
MICHIGAN  
BORN JULY 2, 1985  
WYOMISSING, PENNSYLVANIA  
ACQ: UNRESTRICTED FREE AGENT (MIAMI) 2012  
EXP: 10TH YEAR



### TRANSACTIONS

Originally drafted by Miami in the second round (57th overall) of the 2008 draft ... Signed by Jacksonville as an unrestricted free agent on 3/15/12

### PRO (Games played/started - 65/53)

- 10th-year QB has played in 65 games with 53 starts
- Career totals include 1,159 of 1,954 passing for 12,931 yards with 58 TDs/63 INTs and a 75.5 rating
- Joined the Jaguars in 2012 as an unrestricted free agent and has played in 28 games with 22 starts
- Spent first four seasons in Miami after being selected in the second round of 2008 draft

### 2017 (w/ JAX - 0/0)

- 9/10 at HOU: Did not play
- 9/17 vs. TEN: Did not play

### 2016 (w/ JAX - 1/0)

- 9/11 vs. G.B.: Dressed but did not play
- 9/18 at S.D.: Dressed but did not play
- 9/25 vs. BAL: Dressed but did not play
- 10/2 vs. IND: Dressed but did not play
- 10/16 at CHI: Dressed but did not play
- 10/23 vs. OAK: Dressed but did not play
- 10/27 at TEN: Dressed but did not play
- 11/6 at K.C.: Dressed but did not play
- 11/13 vs. HOU: Dressed but did not play
- 11/20 at DET: Took a knee on the final snap of the first half
- 11/27 at BUF: Dressed but did not play
- 12/4 vs. DEN: Dressed but did not play
- 12/11 vs. MIN: Dressed but did not play
- 12/18 at HOU: Dressed but did not play
- 12/24 vs. TEN: Dressed but did not play
- 1/1 at IND: Dressed but did not play

### 2015 (w/ JAX - 0/0)

Dressed in all 16 games but did not play

### 2014 (w/ JAX - 3/3)

Started the first three games and was 42 of 78 passing for 492 yards with three TDs and one INT for an 80.7 rating ... Added four rushes for 25 yards ... Dressed but did not play in final 13 games

- 9/7 at PHI: Opened the season as starting QB and completed 24 of 43 passes for 266 yards with two TDs for an 89.9 passer rating ... Hooked up rookie WR **Allen Hurns** for TDs of 34 and 21 yards in the first quarter
- 9/14 at WAS: Started at QB and was 14 of 28 passing for 193 yards with one TD and one INT for a 69.5 rating ... Had two completions of 50-plus yards, a 63-yard TD pass to TE **Mercedes Lewis** and a 54-yard completion to WR **Allen Robinson**
- 9/21 vs. IND: Started at QB and was 4 of 7 passing for 33 yards before he was replaced in the second half by QB **Blake Bortles**

### 2013 (w/ JAX - 15/15)

Started 13 of 15 games played, tied for the second-most starts of his career ... Was 305 of 503 passing for 3,241 yards with 13 TDs and 14 INTs for a 76.5 passer rating ... Established career-highs for attempts and completions and had second-most yards ... Started the last 11 games

- 9/8 vs. KC: Inserted into the game during middle of club's final drive as QB **Blaine Gabbert** suffered a hand injury. Completed 3 of 6 passes for 36 yards with a 24-yard completion to WR **Cecil Shorts III**
- 9/15 at OAK: Started at QB for injured QB **Blaine Gabbert** and threw for 241 yards on 25 of 38 passing with one TD for a 92.1 passer rating
- 9/22 at SEA: Started at QB and completed 18 of 38 passes for 235 yards with two TDs for a 45.4 rating
- 10/6 at STL: Entered the game with 5:14 remaining in the third quarter after QB **Blaine Gabbert** suffered a hamstring injury ... Finished 7 of 13 passing for 89 yards with one TD for a 101.1 passer rating
- 10/13 at DEN: Started at QB and was 27 of 42 passing for 303 yards with two INTs for a 65.9 rating

- 10/20 vs. SD: Registered his second straight 300-yard passing game, completing 23 of 36 passes for 318 yards with one INT for an 80.6 rating
- 10/27 vs. SF: Started at QB and threw for 228 yards and one TD for an 84.3 passer rating
- 11/10 at TEN: Started at QB and was 14 of 23 passing for 180 yards with two INTs for a 49.2 rating ... Won second start as a Jaguar
- 11/17 vs. ARI: Led club to TDs on back-to-back drives to open the game ... Hooked up with TE **Danny Noble** for a 62-yard TD on the opening drive. Finished 27 of 42 passing for 255 yards with one TD/two INTs and a 69.0 rating
- 11/24 at HOU: Was 23 of 32 passing for 239 yards with a season-high 93.1 rating
- 12/1 at CLE: Completed 22 of 40 passes for 195 yards with 2 TDs/1 INT for a 74.5 rating ... Directed his fourth career game-winning drive, hooking up with WR **Cecil Shorts III** for a 20-yard TD with 40 seconds remaining in the game
- 12/5 vs. HOU: Threw for 117 yards and two TDs, his 11th career multi-TD game
- 12/15 vs. BUF: Threw for 237 yards and two TDs on 21 of 36 passing
- 12/22 vs. TEN: Registered his fourth straight game with two TD passes, hooking up with TE **Mercedes Lewis** and WR **Mike Brown** for scores
- 12/29 at IND: Started in season-finale and registered a season-high 331 yards on 30 of 51 passing with one TD and one INT

### 2012 (w/ JAX - 10/6)

Appeared in 10 games with six starts ... Completed 166 of 308 passes for 2,084 yards with 11 TDs and 11 INTs for a 72.2 rating ... Became 15th different starting QB in franchise history

- 9/16 vs. HOU: Made Jaguars debut in fourth quarter when QB **Blaine Gabbert** departed with an injury and went 2-for-2 passing with 23 yards
- 10/21 at OAK: Entered game in second quarter when QB **Blaine Gabbert** suffered a left shoulder injury and completed nine of 20 passes for 71 yards
- 11/8 vs. IND: Was inserted into the game in the fourth quarter and completed 10 of 16 passes for 121 yards with a TD and INT
- 11/18 at HOU: Entered game in first quarter on club's second offensive possession after QB **Blaine Gabbert** left with a right forearm/elbow injury ... Completed 16 of 33 passes for 354 yards and a career-best four TDs ... Became first QB since Hall of Famer **Steve Young** in 1987 to come off bench and throw for four TDs and no INTs
- 11/25 vs. TEN: Made first start of the season and threw for 261 yards on 17 of 26 passing with two TDs and one INT
- 12/23 vs. NE: Threw for 348 yards on 29 of 51 passing with one TD and three INT.
- 12/30 at TEN: Made sixth consecutive start and completed 25 of 41 passes for 298 yards with two TD and three INT

### 2011 (w/ MIA - 4/4)

Started the first four games before suffering a season-ending left shoulder injury ... Was placed on injured reserve on Oct. 6 ... Completed 64 of 112 passes (57.1 pct.) for 868 yards with four TDs and four INTs for a 79.0 rating ... Added 15 rushes for 112 yards and one TD

- 9/12 vs. NE: Opened the season as starter and was 30 of 49 for a career-high 416 yards with two TDs and one INT for a 93.6 rating ... Marked highest single-game passing yardage total by any Dolphin QB other than **Dan Marino**
- 9/25 at CLE: Was 19 of 29 passing for 255 yards with one TD and one INT
- 10/2 at SD: Left the game with a left shoulder injury in the first quarter

### 2010 (w/ MIA - 15/14)

Started 14 of 15 games and was 6-8 as starter... Was 301 of 490 passing (61.4 pct.) for 3,301 yards with 15 TDs and 19 INTs for a 75.4 rating

- 9/26 vs. NYJ: Threw for two TDs and one INT on 26 of 44 passing for a then career-high 363 yards
- 10/4 vs. NE: Was 28 of 38 passing for 305 yards with two TDs and three INTs.
- 10/17 at GB: Threw for two TDs including a 22-yard pass to TE **Anthony Fasano** that broke a 13-13 tie to give the Dolphins a lead in the fourth quarter leading to overtime win
- 11/14 vs. TEN: Saw action in relief of **Chad Pennington** in the first quarter ... Suffered an injury to his right knee in the third quarter and did not return
- 11/28 at OAK: Returned to lineup and threw for 307 yards on 17 of 30 passing with two TDs and one INT. Connected with **Marlon Moore** on a 57-yard TD pass
- 12/19 vs. BUF: Completed 73.3 percent of passes (33 of 45) for 276 yards with one TD and one INT
- 12/26 vs. DET: Passed **David Woodley** to move into fourth place among the Dolphins career passing yardage leaders ... Completed 29 of 44 passes for 278 yards with one TD and two INTs

### 2009 (w/ MIA - 14/13)

Played in 14 games with 13 starts and posted 7-6 record as starter... Completed 274 of 451 passes (60.7 pct.) for 2,878 yards with 12 TDs and 14 INTs for a passer rating of 75.2

- 9/27 at SD: Saw first action of season in relief of QB **Chad Pennington** and totaled 10 of 19 passing for 92 yards with one INT
- 10/14 vs. BUF: Made first career start and completed 14 of 22 passes for 115 yards and one TD for a 92.0 rating, hooking up with WR **Brian Hartline** in third quarter for first career TD pass
- 10/12 vs. NYJ: Led Dolphins to a 31-27 comeback win on Monday Night Football with first career fourth-quarter comeback ... Connected on 20 of 26 passes for 241 yards and two TDs for a career-high 130.4 passer rating ... Led club to 21 points

# CHAD HENNE

in fourth quarter and finished the quarter 9 of 12 passing for 121 yards with two TDs

- **11/15 vs. TB:** Posted second fourth quarter comeback win as he was 17 of 31 for 175 yards with one TD, leading team to a game-winning FG
- **11/19 vs. NE:** Finished 29 of 52 passing for 335 yards with two TDs and one INT in a comeback win
- **12/13 at JAX:** Completed 21 of 29 passes for 220 yards with one INT and scored first career rushing TD ... Set franchise record for consecutive completions in a single game with 17 straight
- **12/27 vs. HOU:** Set season and career marks with 35 completions and 55 attempts for 322 yards with one TD for second consecutive 300-yard passing game
- **1/3 vs. PIT:** Closed out season with 140 yards on 16 of 20 passing for a career-best 80.0 completion percentage with one TD and one INT

## 2008 (w/ MIA - 3/0)

Appeared in three games as a rookie

- **9/14 at ARI:** Made NFL debut in the fourth quarter and was 7 of 12 passing for 67 yards, all on an 18-play drive covering 89 yards

## COLLEGE (at Michigan, 2004-07)

- Four-year starter who compiled a 33-14 record as starter
- Career totals: 828 of 1,387 (59.7 pct.) for 9,715 yards with 87 TDs, 37 INTs
- Tossed at least one TD pass in 42 of his 47 career games and threw for at least 200 yards in 26 starts
- Finished with school records for career completions, attempts, passing yards and TD passes
- Ranked second to Purdue's **Drew Brees** in Big Ten Conference history for career TD passes
- Became first true freshman QB in Big Ten history to lead his team to a conference title
- Earned degree in general studies

## PERSONAL

- Married (Brittany)
- Attended Wilson High School in West Lawn, Pa.
- Set Pennsylvania District III all-time passing and TD records with 7,071 yards and 74 TDs
- Also competed in track and field and was a two-year starter on basketball team
- Father, Sheldon, worked two full-time jobs as both a welder and a high school and junior high school football coach
- Full name: Chad Steven Henne

## REGULAR SEASON CAREER STATISTICS

### PASSING

YEAR	TEAM	P/S	COMP	ATT	PCT	YDS	AVG	TD	INT	SK	RTG
2008	MIA	3/0	7	12	58.3	67	5.6	0	0	0	74.0
2009	MIA	14/13	274	451	60.8	2,878	6.4	12	14	26	75.2
2010	MIA	15/14	301	490	61.4	3,301	6.7	15	19	30	75.4
2011	MIA	4/4	64	112	57.1	868	7.8	4	4	11	79.0
2012	JAX	10/6	166	308	53.9	2,084	6.8	11	11	28	72.2
2013	JAX	15/13	305	503	60.6	3,241	6.4	13	14	38	76.5
2014	JAX	3/3	42	78	53.8	492	6.3	3	1	16	80.7
2015	JAX	0/0	0	0	0.0	0	0.0	0	0	0	0.0
2016	JAX	1/0	0	0	0.0	0	0.0	0	0	0	0.0
2017	JAX	0/0	0	0	0.0	0	0.0	0	0	0	0.0

NFL totals: 10 yrs. 65/53 1,159 1,954 59.3 12,931 6.6 58 63 149 75.5

## CAREER HIGHS

	GAME	SEASON
Passing completions:	35 (12/27/09 vs. HOU)	305 (2013)
Passing attempts:	55 (12/27/09 vs. HOU)	503 (2013)
Passing percentage:	80.0 (01/03/10 vs. PIT)	61.4 (2010)
Passing yards:	416 (9/12/11 vs. N.E.)	3,301 (2010)
Passing touchdowns:	4 (11/18/12 at HOU)	15 (2010)
Passer rating:	130.4 (10/12/09 vs. NYJ)	80.7 (2014)
Rushing attempts:	7 (9/12/11 vs. N.E.)	27 (2013)
Rushing yards:	59 (9/12/11 vs. N.E.)	112 (2012)
Rushing touchdowns:	1 (three times, last: 12/2/12 vs. BUF)	1 (2012)

## 2017 GAME-BY-GAME STATISTICS

DATE	OPP	P/S	COMP	ATT	PCT	YDS	AVG	TD	INT	SK	RTG
09/10	at HOU					DNP					
09/17	vs. TEN					DNP					
09/24	vs. BAL										
10/01	at NYJ										
10/08	at PIT										
10/15	vs. LAR										
10/22	at IND										
	BYE WEEK										
11/05	vs. CIN										
11/12	vs. LAC										
11/19	at CLE										
11/26	at AZ										
12/03	vs. IND										
12/10	vs. SEA										
12/17	vs. HOU										
12/24	at SF										
12/31	at TEN										

2017 totals:

## 2016 GAME-BY-GAME STATISTICS

DATE	OPP	P/S	COMP	ATT	PCT	YDS	AVG	TD	INT	SK	RTG
09/11	vs. G.B.					DNP					
09/18	at S.D.					DNP					
09/25	vs. BAL					DNP					
10/02	vs. IND					DNP					
	BYE WEEK										
10/16	at CHI					DNP					
10/23	vs. OAK					DNP					
10/27	at TEN					DNP					
11/06	at K.C.					DNP					
11/13	vs. HOU					DNP					
11/20	at DET	1/0	0	0	0.0	0	0.0	0	0	0	0
11/27	at BUF					DNP					
12/04	vs. DEN					DNP					
12/11	vs. MIN					DNP					
12/18	at HOU					DNP					
12/24	vs. TEN					DNP					
01/01	at IND					DNP					

2016 totals: 1/0 0 0 0.0 0 0.0 0 0 0 0

## 2015 GAME-BY-GAME STATISTICS

DATE	OPP	P/S	COMP	ATT	PCT	YDS	AVG	TD	INT	SK	RTG
09/13	vs. CAR					DNP					
09/20	vs. MIA					DNP					
09/27	at N.E.					DNP					
10/04	at IND					DNP					
10/11	at T.B.					DNP					
10/18	vs. HOU					DNP					
10/25	vs. BUF					DNP					
	BYE WEEK										
11/08	at NYJ					DNP					
11/15	at BAL					DNP					
11/19	vs. TEN					DNP					
11/29	vs. S.D.					DNP					
12/06	at TEN					DNP					
12/13	vs. IND					DNP					
12/20	vs. ATL					DNP					
12/27	at N.O.					DNP					
01/03	at HOU					DNP					

2015 totals: 0/0 0 0 0.0 0 0.0 0 0 0 0



# ALLEN HURNS

88

## ALLEN HURNS

WIDE RECEIVER  
6-3 201 LBS.  
MIAMI (FLA.)  
BORN NOVEMBER 12, 1991  
MIAMI, FLORIDA  
ACQ: ROOKIE FREE AGENT 2014  
EXP: 4TH YEAR



### TRANSACTIONS

Originally signed with Jacksonville as an undrafted rookie on 5/12/14

### PRO (Games played/started - 44/35)

- Has a franchise-best 14.5 yards per reception avg.
- Caught a pass in 38 consecutive games from 9/7/14 - 10/27/16, the longest streak by a Jaguars player since TE **Mercedes Lewis** (32 games) from 9/12/10 - 9/9/12 and the longest streak for a Jaguars WR since WR **Jimmy Smith** (76 games) from 9/9/01 - 1/1/06
- Holds the Jaguars record of seven consecutive games with a receiving TD (9/27/15-11/15/15)

### 2017 (w/ JAX - 2/1)

- **9/10 at HOU:** Saw action at WR and tied for the team lead with three receptions and led the team with 42 receiving yards
- **9/17 vs. TEN:** Started at WR and recorded six receptions for a team-high 82 yards and one TD

### 2016 (w/ JAX - 11/11)

Started all 11 games played and missed the final five due to a hamstring injury ... Registered 35 receptions for 477 yards, including three TDs

- **9/11 vs. G.B.:** Had four receptions for a team-leading 75 yards (18.8 rec. avg.), including a game-long 38-yard catch in the third quarter
- **9/18 at S.D.:** Posted five receptions for 64 yards (12.8 rec. avg.)
- **9/25 vs. BAL:** Recorded four receptions for 40 yards
- **10/2 vs. IND:** Posted two receptions for 47 yards, including a 42-yard TD in the fourth quarter
- **10/16 at CHI:** Caught five passes for 74 yards (14.8 rec. avg.)
- **10/23 vs. OAK:** Caught four passes for 45 yards (11.3 avg.)
- **10/27 at TEN:** Led the team with seven receptions for 98 yards (14.0 rec. avg.) and one TD
- **11/6 at K.C.:** Started at WR before exiting the game with a concussion
- **11/13 vs. HOU:** Started at WR and had two receptions for 13 yards
- **11/20 at DET:** Started at WR and posted one reception for nine yards
- **11/27 at BUF:** Tallied a 12-yard TD reception for his 150th career catch
- **12/4 vs. DEN:** Inactive (hamstring)
- **12/11 vs. MIN:** Inactive (hamstring)
- **12/18 at HOU:** Inactive (hamstring)
- **12/24 vs. TEN:** Inactive (hamstring)
- **1/1 at IND:** Inactive (hamstring)

### 2015 (w/ JAX - 15/15)

Finished his second NFL season setting career highs in receptions (64), receiving yards (1,030) and receiving TDs (10) ... Youngest undrafted player since the 1970 NFL merger to record 1,000-plus receiving yards and 10-plus receiving TDs in a single season ... Since 2005, one of only five undrafted NFL players to have recorded 1,000-plus receiving yards and 10-plus receiving TDs in a single season ... Became the fourth Jaguars player to post 1,000 receiving yards in a single season (**Jimmy Smith**, nine times; **Kennan McCardell**, four times; **Allen Robinson**, one time) ... Joins WR **Allen Robinson** (1,400) as the first Jaguars duo to each record 1,000-plus receiving yards in the same season since WR **Keenan McCardell** (1,110) and WR **Jimmy Smith** (1,373) in 2001 ... The first undrafted player age 24 or younger to post 1,000 receiving yards in a single season since DEN's **Steve Watson** (1,244) in 1981

- **9/27 at N.E.:** Had two receptions for 70 yards (35.0 avg.), including a 59-yard TD
- **10/4 at IND:** Recorded a career-high 11 receptions for his third career 100-yard game (116 yds.) and one TD
- **10/11 at T.B.:** Caught five passes for 116 yards (23.2 avg.) and one TD ... Became the third player in franchise history to register back-to-back games with at least 100 receiving yards and a TD ... Joins **Jimmy Smith** as the only players in franchise history to register back-to-back games with at least 100 receiving yards and a TD in two consecutive road games
- **10/25 vs. BUF:** Had two catches for 53 yards (26.5 rec. avg.), including the game-winning 31-yard TD reception with 2:16 remaining
- **11/8 at NYJ:** Had five receptions for 122 yards (24.4 rec. avg.) and one TD ... Along with teammate **Allen Robinson** (121 yards), marked the first time in Jaguars history that two players posted 120-plus receiving yards in a single game
- **11/15 at BAL:** Had five receptions for a team-high 62 yards (12.4 rec. avg.) and one TD
- **12/13 vs. IND:** Had three receptions for a team-high 105 yards and a career-long 80-yard TD reception in the third quarter, the third-longest reception in franchise

history

- **12/27 at N.O.:** Surpassed 1,000 yards for the first time in his NFL career after registering eight receptions for 107 yards and a career-high-tying two TDs

### 2014 (w/ JAX - 16/8)

Started eight of 16 games as a rookie and produced a team-high six TDs, the most in franchise history by a rookie ... Registered 51 receptions for 677 yards, the second-most catches and yards by a Jaguars rookie ... Ranked fourth in NFL history among undrafted rookies in receptions, fifth in receiving yards and fourth in receiving TDs ... Ranked second on the club with 51 catches for 677 yards and a team-high six TDs which set a Jaguars rookie record ... Joined **Allen Robinson** (48-548) to become the first rookie duo in NFL history to register 48 or more receptions in a season

- **9/7 at PHI:** Started at WR in NFL debut and registered four catches for 110 yards and two TDs ... Became first player in NFL history to record two receiving TDs in the first quarter in his NFL debut, hooking up with **Chad Henne** from 34 and 21 yards ... Joined former Detroit WR **Charles Rogers** (Sept. 17, 2003 vs. Arizona) as only players in NFL history to score a TD on each of their first two receptions ... His 110 receiving yards were the most in franchise history by a WR in his first NFL game and fourth-most by a rookie in a game ... His 27.5-yard average per catch ranks fifth-highest in team history ... Finished the first quarter with three catches for 101 yards ... First undrafted rookie in team history to start in season-opener
- **9/28 at SD:** Finished with five catches for 68 yards (13.6 avg.), including a 44-yard reception in the second quarter that set up a Jaguars TD ... Marked his fourth reception of 30-plus yards
- **11/2 at CIN:** Recorded a career-high seven catches for 112 yards and matched his career-high with two TDs ... Had TD receptions of 40 and 18 yards ... Tied for the most receiving TDs by a Jaguars rookie with five through nine games
- **12/7 vs. HOU:** Totaled 36 yards on five receptions including a four-yard TD pass from QB **Blake Bortles** in the first quarter ... Has the most touchdown receptions in team history by a rookie wide receiver

### COLLEGE (at Miami, 2010-13)

- Concluded career ranked seventh in school history with 121 receptions and 1,891 yards
- Played in all 13 games as a senior, making 11 starts
- Named the 2013 Jack Harding Team Most Valuable Player, given annually to the school's top performer
- Set single-season school record for receiving yards (1,162), breaking mark previously held by WR **Leonard Hankerson**
- Set career-high in receptions (nine) and yards (173) in a 41-31 victory at Pittsburgh
- Became fourth Hurricane with 1,000-yard receiving season, joining **Eddie Brown** (1984), **Andre Johnson** (2002) and **Leonard Hankerson** (2010)

### PERSONAL

- Attended Carol City (Miami, Fla.) High School where was ranked as a three-star recruit by Rivals.com
- As a senior, caught six passes for 110 yards before getting injured for the year
- Full name is Allen Bernard Hurns
- Twitter handle is @A1Hurns

REGULAR SEASON CAREER STATISTICS							
YEAR	TEAM	GP/GS	RECS	YDS	AVG.	LG	TD
2014	JAX	16/8	51	677	13.3	63t	6
2015	JAX	15/15	64	1,031	16.1	80t	10
2016	JAX	11/11	35	477	13.6	42t	3
2017	JAX	2/1	9	124	13.8	20	1
<b>NFL totals: 4 yrs.</b>		<b>44/35</b>	<b>159</b>	<b>2,309</b>	<b>14.5</b>	<b>80t</b>	<b>20</b>

CAREER HIGHS		
	GAME	SEASON
<b>Receptions:</b>	11 (10/4/15 at IND)	64 (2015)
<b>Receiving yards:</b>	122 (11/8/15 at NYJ)	1,031 (2015)
<b>Longest reception:</b>	80t (12/13/15 vs. IND)	80t (2015)
<b>Receiving touchdowns:</b>	2 (three times, last: 12/27/15 at N.O.)	10 (2015)

# ALLEN HURNS

## 2017 GAME-BY-GAME STATISTICS

DATE	OPP	RECs	YDS	AVG.	LG	TD
09/10	at Houston	3	42	14.0	20	0
09/17	vs. Tennessee	6	82	13.7	20	1
09/24	vs. Baltimore					
10/01	at New York Jets					
10/08	at Pittsburgh					
10/15	vs. LA Rams					
10/22	at Indianapolis					
	BYE WEEK					
11/05	vs. Cincinnati					
11/12	vs. LA Chargers					
11/19	at Cleveland					
11/26	at Arizona					
12/03	vs. Indianapolis					
12/10	vs. Seattle					
12/17	vs. Houston					
12/24	at San Francisco					
12/31	at Tennessee					
<b>2017 totals:</b>		<b>9</b>	<b>124</b>	<b>13.8</b>	<b>20</b>	<b>1</b>

## 2016 GAME-BY-GAME STATISTICS

DATE	OPP	RECs	YDS	AVG.	LG	TD
09/11	vs. Green Bay	4	75	18.8	38	0
09/18	at San Diego	5	64	12.8	24	0
09/25	vs. Baltimore	4	40	10.0	17	0
10/02	vs. Indianapolis	2	47	23.5	42t	1
	BYE WEEK					
10/16	at Chicago	5	74	14.8	29	0
10/23	vs. Oakland	4	45	11.3	22	0
10/27	at Tennessee	7	98	14.0	31	1
11/06	at Kansas City	0	0	0.0	0	0
11/13	vs. Houston	2	13	6.5	11	0
11/20	at Detroit	1	9	9.0	9	0
11/27	at Buffalo	1	12	12.0	12t	1
12/04	vs. Denver			ina		
12/11	vs. Minnesota			ina		
12/18	at Houston			ina		
12/24	vs. Tennessee			ina		
01/01	at Indianapolis			ina		
<b>2016 totals:</b>		<b>35</b>	<b>477</b>	<b>13.6</b>	<b>42t</b>	<b>3</b>

## 2015 GAME-BY-GAME STATISTICS

DATE	GAME	RECs	YDS	AVG.	LG	TD
09/13	vs. Carolina	5	60	12.0	24	0
09/20	vs. Miami	4	68	17.0	24	0
09/27	at New England	2	70	35.0	59t	1
10/04	at Indianapolis	11	116	10.5	26	1
10/11	at Tampa Bay	5	116	23.2	59	1
10/18	vs. Houston	2	30	15.0	19	1
10/25	vs. Buffalo	2	53	26.5	31t	1
	BYE WEEK					
11/08	at N.Y. Jets	5	122	24.4	30t	1
11/15	at Baltimore	5	62	12.4	21	1
11/19	vs. Tennessee	3	19	6.3	7	0
11/29	vs. San Diego	4	42	10.5	29	0
12/06	at Tennessee			ina		
12/13	vs. Indianapolis	3	105	35.0	80t	1
12/20	vs. Atlanta	2	44	22.0	22	0
12/27	at New Orleans	8	107	13.4	24	2
01/03	at Houston	3	17	5.7	6	0
<b>2015 totals:</b>		<b>64</b>	<b>1,031</b>	<b>16.1</b>	<b>80t</b>	<b>10</b>

## 2014 GAME-BY-GAME STATISTICS

DATE	GAME	RECs	YDS	AVG.	LG	TD
09/07	at Philadelphia	4	110	27.5	46	2
09/14	at Washington	2	13	6.5	10	0
09/21	vs. Indianapolis	1	63	63.0	63t	1
09/28	at San Diego	5	68	13.6	44	0
10/05	vs. Pittsburgh	4	26	6.5	9	0
10/12	at Tennessee	2	18	9.0	10	0
10/19	vs. Cleveland	1	7	7.0	7	0
10/26	vs. Miami	3	49	16.3	20	0
11/02	at Cincinnati	7	112	16.0	40t	2
11/09	vs. Dallas	1	9	9.0	9	0
	BYE WEEK					
11/23	at Indianapolis	1	13	13.0	13	0
11/30	vs. N.Y. Giants	4	42	10.5	14	0
12/07	vs. Houston	5	36	7.2	16	1
12/14	at Baltimore	6	70	11.7	27	0
12/18	vs. Tennessee	3	26	8.7	15	0
12/28	at Houston	2	15	7.5	10	0
<b>2014 totals:</b>		<b>51</b>	<b>677</b>	<b>13.3</b>	<b>63t</b>	<b>6</b>



# CHRIS IVORY

33

## CHRIS IVORY

RUNNING BACK  
6-0 223 LBS.  
TIFFIN UNIVERSITY  
BORN MARCH 22, 1988  
LONGVIEW, TEXAS  
ACQ: UFA (N.Y. JETS) 2016  
EXP: 8TH YEAR



### TRANSACTIONS

Originally signed by New Orleans as an undrafted rookie free agent on 5/3/10 ... Acquired by the N.Y. Jets in exchange for a fourth-round 2013 draft choice on 4/26/13 ... Signed by Jacksonville as an undrafted free agent on 3/10/15

### PRO (Games played/started - 83/38, 2/0)

• Eighth-year RB has spent time with New Orleans, N.Y. Jets and Jacksonville

### 2017 (w/ JAX - 2/0)

- **9/10 at HOU:** Saw action at RB and recorded nine rushes for 42 yards and one reception for 11 yards
- **9/17 vs. TEN:** Rushed six times for 17 yards and caught three passes for 31 yards

### 2016 (w/ JAX - 11/1)

- **9/11 vs. G.B.:** Inactive
- **9/18 at S.D.:** Inactive
- **9/25 vs. BAL:** Made his Jaguars debut, rushing 12 times for 14 yards
- **10/2 vs. IND:** Rushed eight times for 29 yards (3.6 avg.)
- **10/16 at CHI:** Rushed 11 times for 32 yards (2.9 avg.) and his first TD as a Jaguar
- **10/23 vs. OAK:** Rushed five times for 48 yards (9.6 avg.) including a team- and season-long rush of 42 yards and caught two passes for three yards
- **10/27 at TEN:** Rushed four times for six yards and had one reception for six yards
- **11/6 at K.C.:** Rushed 18 times for 107 yards (5.9 rush avg.), including a 42-yard run in the first quarter
- **11/13 vs. HOU:** Rushed nine times for 31 yards (3.4 rush avg.) and had two receptions for 10 yards
- **11/20 at DET:** Rushed 17 times for 39 yards (2.3 rush avg.) and tallied a career-high six receptions for 75 yards (12.5 rec. avg.)
- **11/27 at BUF:** Earned his first start as a Jaguar and rushed nine times for 44 yards and one TD before exiting the game with a hamstring injury
- **12/4 vs. DEN:** Inactive (hamstring)
- **12/11 vs. MIN:** Inactive (hamstring)
- **12/18 at HOU:** Rushed 10 times for 44 yards
- **12/24 vs. TEN:** Rushed 14 times for 45 yards (3.2 rush avg.), including a 1-yard TD in the second quarter before exiting the game with a hamstring injury ... Added four receptions for 69 yards (17.3 rec. avg.), including a career-long 37-yard catch-and-run in the third quarter
- **1/1 at IND:** Inactive (hamstring)

### 2015 (w/ NYJ - 15/14)

Started 14 of 15 games played and set career highs in carries (247), rushing yards (1,070), rushing touchdowns (seven), 100-yard rushing performances in a season (three), receptions (39) and receiving yards (217)

- **9/13 vs. CLE:** Recorded 20 carries for 91 yards (4.6 rush avg.) and two touchdowns, his fourth career multi-touchdown performance
- **10/4 at MIA:** Rushed for a career-high 166 yards and one TD for the seventh 100-yard game of his career
- **10/18 vs. WAS:** Established a career high in scrimmage yards (196) after registering 146 yards on 20 carries and 50 yards on three receptions ... Recorded back-to-back 100-yard rushing performances for the first time in his career
- **10/25 at N.E.:** Recorded the second receiving touchdown of his career, a nine-yard pass from QB Ryan Fitzpatrick in the third quarter
- **11/8 vs. JAX:** Registered the fifth multi-touchdown game for his career, rushing for a pair of one-yard touchdowns

### 2014 (w/ NYJ - 16/10)

Registered a team-high 821 rushing yards on 198 carries (4.1 rush avg) and six touchdowns ... Added 18 receptions for 123 yards (6.8 rec. avg.)

- **9/7 vs. OAK:** Gained 102 yards on 10 carries (10.2 rush avg.), including a career-long 71-yard touchdown in the fourth quarter
- **12/1 vs. MIA:** Ran for 62 yards on 16 carries (3.9 rush avg.) and helped team run for 277 yards, the eighth-highest output in Jets history
- **12/28 at MIA:** Registered the first receiving touchdown of his career on an eight-yard pass

### 2013 (w/ NYJ - 15/6)

Rushed for 833 yards on 182 rushes (4.6 rush avg.) and three touchdowns, and caught two passes for 10 yards (5.0 rec. avg.)

- **10/20 vs. N.E.:** Voted FedEx Ground NFL Player of the Week after rushing 34 times for 104 yards
- **11/3 vs. N.O.:** Finished with 139 rushing yards on 18 carries (7.7 rush avg.)
- **12/22 vs. CLE:** Finished with 20 carries for 109 yards (5.5 rush avg.)

### 2012 (w/ N.O. - 6/2)

Played in six games with two starts, rushing for 217 yards on 40 attempts (5.4 rush avg.) and two touchdowns ... Added two receptions for 15 yards (7.5 rec. avg.)

- **11/5 vs. PHI:** Gained 48 rushing yards on 10 carries (4.8 rush avg.) and added a 22-yard touchdown run
- **11/11 vs. ATL:** Carried seven times for 72 yards (10.3 rush avg.) and scored on a 56-yard run

### 2011 (w/ N.O. - 6/2, 2/0)

Spent the first seven weeks of the season on the Physically Unable to Perform list recovering from foot and sports hernia surgeries ... Played in six games and had 79 rushes for 374 yards (4.7 rush avg.) and one touchdown ... Played in both postseason games and rushed 22 times for 70 yards (3.2 rush avg.)

- **1/1 vs. CAR:** Ran 19 times for 127 yards and one touchdown

### 2010 (w/ N.O. - 12/3)

Appeared in 12 games with three starts and led the team in rushing, carrying 137 times for 716 yards (5.2 rush avg.) with five touchdowns ... Ranked fourth in the NFL in yards per carry and second among rookies in rushing yardage ... Named an All-Rookie by The Sporting News and Pro Football Weekly/Pro Football Writers of America

- **10/17 at T.B.:** Rushed 15 times for 158 yards (10.5 rush avg.)
- **11/25 at DAL:** Registered two touchdowns as he rushed seven times for 38 yards
- **12/5 at CIN:** Carried 15 times for 117 yards (7.8 rush avg.) with two touchdowns

### COLLEGE (at Washington State, 2006-08; at Tiffin University, 2009-10)

• As a senior, carried 39 times for 223 yards in five games before suffering season-ending knee injury

• Appeared in 22 games over three season at Washington State, rushing for 534 yards on 91 attempts (5.9 rush avg.) and four touchdowns

### Personal

- Earned three letters in football for head coach John King and two in track and field at Longview (Texas) H.S.
- Named best fullback by 5ATexasFootball.com and was a unanimous first-team All-District 12 5A selection
- Parents are Kenny and Judy Gilliland
- Twitter handle is @ivory33



### REGULAR SEASON CAREER STATISTICS

YEAR	TEAM	GP/GS	RUSHING					RECEIVING				
			NO	YDS	AVG	LG	TD	NO	YDS	AVG	LG	TD
2010	N.O.	12/3	137	716	5.2	55t	5	1	17	17.0	17	0
2011	N.O.	6/2	79	374	4.7	35t	1	0	0	0.0	0	0
2012	N.O.	6/2	40	217	5.4	56t	2	2	15	7.5	13	0
2013	NYJ	15/6	182	833	4.6	69	3	2	10	5.0	12	0
2014	NYJ	16/10	198	821	4.1	71t	6	18	123	6.8	23	1
2015	NYJ	15/14	247	1070	4.3	58	7	30	217	7.2	36	1
2016	JAX	11/1	117	439	3.8	42	3	20	186	9.3	37	0
2017	JAX	2/0	15	59	3.9	17	0	4	42	10.5	29	0
<b>NFL totals: 8 yrs. 83/38</b>			<b>1,015</b>	<b>4,529</b>	<b>4.5</b>	<b>71t</b>	<b>27</b>	<b>78</b>	<b>610</b>	<b>7.8</b>	<b>37</b>	<b>2</b>



### POSTSEASON CAREER STATISTICS

YEAR	TEAM	GP/GS	RUSHING					RECEIVING				
			NO	YDS	AVG	LG	TD	NO	YDS	AVG	LG	TD
2011	N.O.	2/0	22	70	3.2	19	0	0	0	0.0	0	0
<b>NFL totals: 7 yrs. 2/0</b>			<b>22</b>	<b>70</b>	<b>3.2</b>	<b>19</b>	<b>0</b>	<b>0</b>	<b>0</b>	<b>0.0</b>	<b>0</b>	<b>0</b>



### CAREER HIGHS

	GAME	SEASON
<b>Rushing attempts:</b>	34 (10/20/13 vs. New England)	247 (2015)
<b>Rushing yards:</b>	166 (10/4/15 at Miami)	1,070 (2015)
<b>Longest rush:</b>	71 (9/7/14 vs. Oakland)	71 (2014)
<b>Rushing touchdowns:</b>	2 (three times, last: 10/26/14 vs. Buffalo)	7 (2015)
<b>Receptions:</b>	6 (11/20/16 at Detroit)	30 (2015)
<b>Receiving yards:</b>	75 (11/20/16 at Detroit)	217 (2015)
<b>Receiving touchdowns:</b>	1 (two times, last: 10/25/15 at New England)	14 (2015)



# CHRIS IVORY



## 2011 GAME-BY-GAME STATISTICS

DATE	GAME	RUSHING					RECEIVING					
		NO	YDS	AVG	LG	TD	NO	YDS	AVG	LG	TD	
09/08	at G.B.											
09/18	vs. Chicago											
09/25	vs. Houston											
10/02	at Jacksonville											
10/09	at Carolina											
10/16	at Tampa Bay											
10/23	vs. Indianapolis											
10/30	at St. Louis	6	18	3.0	6	0	0	0	0.0	0	0	0
11/06	vs. Tampa Bay	15	67	4.5	12	0	0	0	0.0	0	0	0
11/13	at Atlanta											
	BYE WEEK											
11/28	vs. N.Y. Giants											
12/04	vs. Detroit											
12/11	vs. Tennessee	13	53	4.1	25	0	0	0	0.0	0	0	0
12/18	vs. Minnesota	18	74	4.1	12	0	0	0	0.0	0	0	0
12/26	vs. Atlanta	8	35	4.4	11	0	0	0	0.0	0	0	0
01/01	vs. Carolina	19	127	6.7	35t	1	0	0	0.0	0	0	0
<b>2011 totals:</b>		<b>79</b>	<b>374</b>	<b>4.7</b>	<b>35t</b>	<b>1</b>	<b>0</b>	<b>0</b>	<b>0.0</b>	<b>0</b>	<b>0</b>	<b>0</b>
01/07	vs. Detroit	13	47	3.6	19	0	0	0	0.0	0	0	0
01/14	at San Francisco	9	23	2.6	7	0	0	0	0.0	0	0	0
<b>Postseason totals:</b>		<b>22</b>	<b>70</b>	<b>3.2</b>	<b>19</b>	<b>0</b>	<b>0</b>	<b>0</b>	<b>0.0</b>	<b>0</b>	<b>0</b>	<b>0</b>



## 2010 GAME-BY-GAME STATISTICS

DATE	GAME	RUSHING					RECEIVING					
		NO	YDS	AVG	LG	TD	NO	YDS	AVG	LG	TD	
09/09	vs. Minnesota											
09/20	at San Francisco											
09/26	vs. Atlanta	7	13	1.9	9	0	0	0	0.0	0	0	0
10/03	vs. Carolina	12	67	5.6	14	0	0	0	0.0	0	0	0
10/10	at Arizona	10	39	3.9	14	0	0	0	0.0	0	0	0
10/17	at Tampa Bay	15	158	10.5	33	0	1	17	17.0	17	0	0
10/24	vs. Cleveland	15	48	3.2	8	0	0	0	0.0	0	0	0
10/31	vs. Pittsburgh	7	7	1.0	6	0	0	0	0.0	0	0	0
11/07	at Carolina	12	50	4.2	11	0	0	0	0.0	0	0	0
	BYE WEEK											
11/21	vs. Seattle	23	99	4.3	24	1	0	0	0.0	0	0	0
11/25	at Dallas	7	38	5.4	17	2	0	0	0.0	0	0	0
12/05	at Cincinnati	15	117	7.8	55t	2	0	0	0.0	0	0	0
12/12	vs. St. Louis	7	47	6.7	18	0	0	0	0.0	0	0	0
12/19	at Baltimore											
12/27	at Atlanta											
01/02	vs. Tampa Bay	7	33	4.7	11	0	0	0	0.0	0	0	0
<b>2010 totals:</b>		<b>137</b>	<b>716</b>	<b>5.2</b>	<b>55t</b>	<b>5</b>	<b>1</b>	<b>17</b>	<b>17.0</b>	<b>17</b>	<b>0</b>	<b>0</b>

# MYLES JACK

44

## MYLES JACK

LINEBACKER

6-1 244 LBS

UCLA

BORN SEPTEMBER 3, 1995

SCOTTSDALE, ARIZONA

ACQ: 2ND ROUND OF 2016 DRAFT (36TH)

EXP: 2ND YEAR



### TRANSACTIONS

Originally drafted by Jacksonville in the second round (36th overall) of the 2016 draft on choice obtained from Baltimore for Jaguars' second (38th overall)- and fifth (146th overall)-round choices

### PRO (Games played/started - 18/12)

Made his NFL and Jaguars debut in the team's season opener in 2016

### 2017 (w/ JAX - 2/2)

- **9/10 at HOU:** Started at SLB and led the team with 14 tackles (eight solo) and also had one tackle for a loss
- **9/17 vs. TEN:** Tied for second on the team with six tackles (five solo) and also recorded one sack, one tackle for a loss and a quarterback hit

### 2016 (w/ JAX - 16/10)

Played in all 16 games starting at OTTO in 10 his rookie ... Totaled 22 tackles (16 solo) to rank tied for 12th on the team in tackles

- **9/11 vs. G.B.:** Played in 12 snaps on special teams in NFL and team debut
- **9/18 at S.D.:** Saw action at LB, making two solo tackles, and on special teams
- **9/25 vs. BAL:** Saw action on special teams
- **10/2 vs. IND:** Earned his first career start at OTTO and made four tackles (three solo) and one pass defended
- **10/16 at CHI:** Started at OTTO and made one solo tackle
- **10/23 vs. OAK:** Started at OTTO and recorded one solo tackle and saw time on special teams
- **10/27 at TEN:** Started at OTTO and saw action on special teams
- **11/6 at K.C.:** Started at OTTO and made one solo tackle
- **11/13 vs. HOU:** Started at OTTO and made two solo tackles, including one special teams tackle
- **11/20 at DET:** Saw action at OTTO and posted three tackles (two solo), including one tackle for loss
- **11/27 at BUF:** Started at OTTO and made five tackles (two solo), including his first career half-sack
- **12/4 vs. DEN:** Started at OTTO and made one solo tackle
- **12/11 vs. MIN:** Saw action at OTTO and made one tackle
- **12/18 at HOU:** Saw action at OTTO and made one tackle
- **12/24 vs. TEN:** Saw action at OTTO
- **1/1 at IND:** Started at OTTO and recorded one pass defended

### COLLEGE (at UCLA, 2013-15)

As a junior, started in all three games he played before injuring his knee in practice ... Registered 15 tackles ... Starter in all 13 games at LB and named second-team all-conference ... Finished second on the team with 88 tackles, 8.0 for loss, and seven passes defended ... As a freshman, saw action in all 13 games with 12 starts, 11 at LB and one at RB ... Finalist for the Paul Hornung Award as the nation's most versatile player ... Named first-team All-America by Athlon Sports as an all-purpose player and honorable mention All-America by SI.com ... First-team Freshman All-America selection by Sporting News ... Named both offensive and defensive freshman of the year in the Pac-12 by coaches ... Earned second-team All-Pac-12 honors ... His 75 tackles ranked fifth on the team and as the second-most ever by a true freshman ... Led team with 11 passes defended ... Scored seven rushing touchdowns on the season (second on the school's freshman list behind DeShaun Foster in 1998) ... Earned a spot on the Athletic Director's Academic Honor Roll in 2013 Fall and 2014 Winter quarters

### PERSONAL

- A four-star recruit from Bellevue (Wash.) High School, according to both scout.com and rivals.com
- Ranked as the nation's No. 4 OLB and No. 1 in the west
- Also played running back in high school for an offense that averaged more than 46 points per game his senior season
- Selected to play in the U.S. Army All-American game, where he posted five tackles
- Earned letters in track (three) and basketball (one)
- Son of H. David Jack and La Sonjia (Fisher) Jack
- Has one brother, Jahlen
- Twitter handle is @MylesJack

### REGULAR SEASON CAREER STATISTICS

YEAR	TEAM	GP/GS	TKL	SOLO	ASST	SACKS	FF	FR	PD	TFL
2016	JAX	16/10	22	16	6	0.5	0	0	2	1
2017	JAX	2/2	20	13	7	1.0	0	0	0	2
<b>NFL totals: 2 yr.</b>		<b>18/12</b>	<b>42</b>	<b>29</b>	<b>13</b>	<b>1.5</b>	<b>0</b>	<b>0</b>	<b>2</b>	<b>3</b>

### 2017 GAME-BY-GAME STATISTICS

DATE	OPP	TKL	SOLO	ASST	ST	SACKS	FF	FR	PD	TFL
09/10	at Houston	14	8	6	0	0.0	0	0	0	1
09/17	vs. Tennessee	6	5	1	0	1.0	0	0	0	1
09/24	vs. Baltimore									
10/01	at New York Jets									
10/08	at Pittsburgh									
10/15	vs. LA Rams									
10/22	at Indianapolis									
BYE WEEK										
11/05	vs. Cincinnati									
11/12	vs. LA Chargers									
11/19	at Cleveland									
11/26	at Arizona									
12/03	vs. Indianapolis									
12/10	vs. Seattle									
12/17	vs. Houston									
12/24	at San Francisco									
12/31	at Tennessee									
<b>2017 totals:</b>		<b>20</b>	<b>13</b>	<b>7</b>	<b>0</b>	<b>1.0</b>	<b>0</b>	<b>0</b>	<b>0</b>	<b>2</b>

### 2016 GAME-BY-GAME STATISTICS

DATE	OPP	TKL	SOLO	ASST	ST	SACKS	FF	FR	PD	TFL
09/11	vs. Green Bay	0	0	0	0	0.0	0	0	0	0
09/18	at San Diego	2	2	0	0	0.0	0	0	0	0
09/25	vs. Baltimore	0	0	0	0	0.0	0	0	0	0
10/02	vs. Indianapolis	4	3	1	0	0.0	0	0	1	0
BYE WEEK										
10/16	at Chicago	1	1	0	0	0.0	0	0	0	0
10/23	vs. Oakland	1	1	0	0	0.0	0	0	0	0
10/27	at Tennessee	0	0	0	0	0.0	0	0	0	0
11/06	at Kansas City	1	1	0	0	0.0	0	0	0	0
11/13	vs. Houston	2	2	0	0	0.0	0	0	0	0
11/20	at Detroit	3	2	1	0	0.0	0	0	0	1
11/27	at Buffalo	5	2	3	0	0.5	0	0	0	0
12/04	vs. Denver	1	1	0	0	0.0	0	0	0	0
12/11	vs. Minnesota	1	0	1	0	0.0	0	0	0	0
12/18	at Houston	1	1	0	0	0.0	0	0	0	0
12/24	vs. Tennessee	0	0	0	0	0.0	0	0	0	0
01/01	at Indianapolis	0	0	0	0	0.0	0	0	1	0
<b>2016 totals:</b>		<b>22</b>	<b>16</b>	<b>6</b>	<b>0</b>	<b>0.5</b>	<b>0</b>	<b>0</b>	<b>2</b>	<b>1</b>

# MALIK JACKSON

97

## MALIK JACKSON

DEFENSIVE LINEMAN  
6-5 290 LBS.  
TENNESSEE  
BORN JANUARY 11, 1990  
VAN NUYS, CALIFORNIA  
ACQ: UFA (DENVER) 2016  
EXP: 6TH YEAR



### TRANSACTIONS

Originally selected by Denver in the fifth round (137th overall) of the 2012 NFL Draft ... Signed by Jacksonville as an unrestricted free agent on 3/10/16

### PRO (Games played/started - 80/42, 8/7)

- Sixth-year defensive lineman joined the Jaguars after spending four years in Denver
- Has played in 62 regular season games (24 starts) and eight playoff contests (seven starts) during his first four years with the Broncos
- Has recorded 21 tackles (16 solo), two passes defended, two forced fumbles, one sack and one fumble recovery in eight playoff games

### 2017 (w/ JAX - 1/1)

- **9/10 at HOU:** Started at DT and recorded three solo tackles, one sack, one tackle for a loss and one pass defended
- **9/17 vs. TEN:** Started at DT and recorded two solo tackles

### 2016 (w/ JAX - 16/16)

Started all 16 games at DT ... Led the team in passes defended (19) and ranked the fifth-most in the NFL among defensive linemen ... Totaled the second-most tackles for loss (11) and sacks (6.5)

- **9/11 vs. G.B.:** Started at DT in his Jaguars debut
- **9/18 at S.D.:** Started at DT and made two tackles (one solo), including one tackle for loss
- **9/25 vs. BAL:** Registered his first sack of the season and first sack as a Jaguar
- **10/2 vs. IND:** Posted a season-high five solo tackles, including one tackle for loss, and one pass defended
- **10/16 at CHI:** Started at DT and made three tackles, including one tackle for loss
- **10/23 vs. OAK:** Started at DT and recorded one quarterback hit
- **10/27 at TEN:** Started at DT
- **11/6 at K.C.:** Started at DT, making one tackle and was credited with 0.5 sack
- **11/13 vs. HOU:** Started at DT and made four solo tackles
- **11/20 at DET:** Started at DT and tallied two tackles (one solo) and one sack
- **11/27 at BUF:** Started at DT and made five tackles (four solo), including 2.0 sacks
- **12/4 vs. DEN:** Started at DT and made two solo tackles
- **12/11 vs. MIN:** Started at DT and made one solo tackle and one fumble recovery
- **12/18 at HOU:** Started at DT and recorded three tackles (one solo), one tackle for a loss and one pass defended
- **12/24 vs. TEN:** Tallied one tackle for loss and one pass defended
- **1/1 at IND:** Started at DT and tallied two solo tackles, tied a career-high with 2.0 sacks and also registered two tackles for a loss

### 2015 (w/ DEN - 16/16, 3/3)

Started all 16 games for the first time in his career, finishing with a career-high 45 tackles (34 solo), 5.0 sacks and a career-best seven passes defended ... Started all three of Denver's postseason contests and tallied nine tackles (eight solo) and a fumble recovery for a TD in Super Bowl 50

- **9/17 vs. K.C.:** Finished with three tackles, one sack and one pass defended that led to CB Chris Harris Jr.'s interception at the Broncos' 10-yard line
- **9/27 at DET:** Posted three tackles, one fumble recovery and 0.5 sacks
- **10/11 at OAK:** Registered six tackles (five solo) and one sack
- **10/18 at CLE:** Posted four tackles (three solo), two tackles for loss and one sack
- **12/20 at PIT:** Tallied five tackles (four solo) and 1.5 sacks
- **2/7 vs. CAR (Super Bowl 50):** Recorded five tackles (five solo) and recovered a fumble in the end zone, marking the seventh fumble recovery for a touchdown in Super Bowl history

### 2014 (w/ DEN - 16/3, 1/1)

Played all 16 games for the second consecutive season and totaled 42 tackles (33 solo), four passes defended, three sacks and one forced fumble ... Was part of a rushing defense that allowed just 79.8 rushing yards per game, the lowest single-season figure in team history and the NFL's second-best mark in 2014

- **9/7 vs. IND:** Posted two tackles (one solo) and 0.5 sacks in season opener
- **10/5 vs. ARI:** Had two tackles (one solo) and 0.5 sacks
- **12/7 vs. BUF:** Tallied a season-high six tackles (six solo) and one sack
- **1/11 vs. IND:** Posted four tackles (one solo) in AFC Divisional Playoff Game

### 2013 (w/ DEN - 16/5, 3/3)

Played all 16 regular season games (five starts) and led Denver's defensive line with 42 tackles ... Ranked second on the team with six sacks and led the team with 11 tackles for loss ... Added four passes defended and one forced fumble ... Started in

all three postseason games for the Broncos and made eight tackles (seven solo), one sack and two passes defended

- **9/23 vs. OAK:** Recorded his first career sack, splitting it with LB Wesley Woodyard
- **10/13 vs. JAX:** Posted a season-high seven tackles (five solo), two sacks and one pass defended
- **12/1 at K.C.:** Made his first NFL start ... Forced his first career fumble while adding two solo tackles
- **1/12 vs. S.D.:** Made his first postseason start and registered three tackles and one sack in team's AFC Divisional Playoff Game

### 2012 (w/ DEN - 14/0, 1/0)

Played 14 games as a rookie and totaled five tackles (three solo)

### COLLEGE (at Southern California, 2008-09; at Tennessee, 2010-11)

- Played 46 games (24 starts) at Southern California and Tennessee and made 136 tackles (67 solo), 13 sacks, four forced fumbles and one fumble recovery
- Earned first-team All-SEC as a senior and second-team all-conference as a junior
- As a senior, led the Volunteers in tackles for loss (11) and sacks (2.5)
- Saw action in 21 games as a reserve defensive lineman at USC and recorded 22 tackles (15 solo), 5.5 sacks and two forced fumbles

### PERSONAL

- Made 103 tackles and 14.5 sacks at Birmingham High School in Van Nuys, Calif.
- Helped lead Birmingham to the 2006 Los Angeles City title with 10.5 sacks as a junior
- Twin brother, Marquis, was all-conference DE for Texas Southern University from 2010-11



### REGULAR SEASON CAREER STATISTICS

YEAR	TEAM	GP/GS	TKL	SOLO	ASST	SACKS	FF	FR	PD
2012	DEN	14/0	5	3	2	0.0	0	0	0
2013	DEN	16/5	42	30	12	6.0	1	0	4
2014	DEN	16/3	42	33	9	3.0	1	0	4
2015	DEN	16/16	45	34	11	5.0	0	2	7
2016	JAX	16/16	33	28	5	6.5	0	1	3
2017	JAX	2/2	5	5	0	1.0	0	0	1
<b>NFL totals: 6 yrs.</b>		<b>80/42</b>	<b>172</b>	<b>133</b>	<b>39</b>	<b>21.5</b>	<b>2</b>	<b>3</b>	<b>19</b>



### POSTSEASON CAREER STATISTICS

YEAR	TEAM	GP/GS	TKL	SOLO	ASST	SACKS	FF	FR	PD
2012	DEN	1/0	0	0	0	0.0	0	0	0
2013	DEN	3/3	8	7	1	1.0	0	0	2
2014	DEN	1/1	4	1	3	0.0	0	0	0
2015	DEN	3/3	9	8	1	0.0	0	1	0
<b>NFL totals: 4 yrs.</b>		<b>8/7</b>	<b>21</b>	<b>16</b>	<b>5</b>	<b>1.0</b>	<b>0</b>	<b>1</b>	<b>2</b>



### CAREER HIGHS

	GAME	SEASON
<b>Tackles:</b>	7 (10/13/13 vs. Jacksonville)	45 (2015)
<b>Sacks:</b>	2.0 (three times, last: 1/1/17 at IND)	6.5 (2016)
<b>Forced fumbles:</b>	1 (twice, last: 11/9/14 at Oakland)	1 (2013 & 2014)
<b>Fumble recoveries:</b>	1 (three times last: 12/11/16 vs. MIN)	2 (2015)
<b>Passes defended:</b>	2 (six times, last: 12/13/15 vs. Oakland)	7 (2015)



### 2017 GAME-BY-GAME STATISTICS

DATE	OPP	TKL	SOLO	ASST	SACKS	FF	FR	PD	TFL
09/10	at Houston	3	3	0	1.0	0	0	1	1
09/17	vs. Tennessee	2	2	0	0.0	0	0	0	0
09/24	vs. Baltimore								
10/01	at New York Jets								
10/08	at Pittsburgh								
10/15	vs. LA Rams								
10/22	at Indianapolis								
BYE WEEK									
11/05	vs. Cincinnati								
11/12	vs. LA Chargers								
11/19	at Cleveland								
11/26	at Arizona								
12/03	vs. Indianapolis								
12/10	vs. Seattle								
12/17	vs. Houston								
12/24	at San Francisco								
12/31	at Tennessee								
<b>2017 totals:</b>		<b>5</b>	<b>5</b>	<b>0</b>	<b>1.0</b>	<b>0</b>	<b>0</b>	<b>1</b>	<b>1</b>




# ABRY JONES

95

## ABRY JONES

DEFENSIVE TACKLE  
6-4 318 LBS  
GEORGIA  
BORN SEPTEMBER 8, 1991  
WARNER ROBINS, GEORGIA  
ACQ: FREE AGENT 2013  
EXP: 5TH YEAR



### TRANSACTIONS

Originally signed by Jacksonville as an undrafted rookie on 4/27/13 ... Placed on injured reserve on 1/1/16

### PRO (Games played/started - 56/13)

- Earned roster spot as an undrafted rookie in 2013
- Played in all 16 games in 2014

### 2017 (w/ JAX - 2/2)

- **9/10 at HOU:** Started at NT and assisted on two tackles and recorded a half sack, two quarterback hits and recovered one fumble
- **9/17 vs. TEN:** Started at NT

### 2016 (w/ JAX - 15/9)

Started nine of 15 games played ... Totaled 32 tackles (26 solo), including four for a loss, and one PD

- **9/11 vs. G.B.:** Played five snaps at DT and 17 on special teams
- **9/18 at S.D.:** Saw action at DT and made one tackle
- **9/25 vs. BAL:** Saw action at DT and on special teams
- **10/2 vs. IND:** Saw action at DT and made two tackles (one solo)
- **10/16 at CHI:** Saw action at DT, making two solo tackles, including one tackle for loss
- **10/23 vs. OAK:** Totaled three solo tackles, including one tackle for a loss
- **10/27 at TEN:** Started at DT and had three tackles (two solo)
- **11/6 at K.C.:** Started at DT and made two solo tackles
- **11/13 vs. HOU:** Started at DT and made two solo tackles
- **11/20 at DET:** Started at DT and made five tackles (four solo), including one tackle for loss and one pass defended
- **11/27 at BUF:** Inactive (ankle)
- **12/4 vs. DEN:** Started at DT and made two solo tackles
- **12/11 vs. MIN:** Started at DT and made one solo tackle
- **12/18 at HOU:** Started at DT and recorded three tackles (two solo) and had one tackle for a loss
- **12/24 vs. TEN:** Started at DT and made three tackles (two solo)
- **1/1 at IND:** Started at DT and made three solo tackles

### 2015 (w/ JAX - 15/0)

Played in 15 games before being placed on the team's injured reserve list for the final regular season game ... Totaled 16 tackles (seven solo), 2.0 sacks, one forced fumble and one fumble recovery

- **10/4 at IND:** Saw action at DT and special teams, and recorded his first career fumble recovery
- **10/11 at T.B.:** Made five tackles (three solo), including two tackles for loss and recorded one pass defended
- **10/25 vs. BUF:** Made one tackle (one solo), including one sack
- **11/15 at BAL:** Made four tackles (one solo), including a sack-fumble that was recovered by DT **Tyson Alualu**

### 2014 (w/ JAX - 16/2)

Played in all 16 games for the first time in his career and registered a career-best 39 tackles (23 solo), three sacks, four tackles for loss, three quarterback hits and one forced fumble

- **10/5 vs. PIT:** Registered a career-high two sacks including a sack/forced fumble of QB **Ben Roethlisberger** early in the fourth quarter ... Also sacked Roethlisberger in the second quarter ... Added one QB pressure and one tackle for loss
- **10/19 vs. CLE:** Made three solo tackles, one QB hit and one tackle for loss ...
- **12/7 vs. HOU:** Saw action at DT and matched his season-high with four tackles (three solo)
- **12/18 vs. TEN:** Made first career start and totaled a career-high five tackles (three solo) along with one sack ... Sacked QB **Charlie Whitehurst** for a three-yard loss on the opening possession
- **12/28 at HOU:** Started for the second consecutive game and totaled three tackles (one solo)

### 2013 (w/ JAX - 8/0)

Played in eight games as a rookie after earning a roster spot as an undrafted free agent ... Totaled nine tackles, 0.5 sacks and one QB hit

- **10/6 at STL:** Made NFL debut on and saw action on defense
- **10/20 vs. SD:** Made first career tackle
- **12/22 vs. TEN:** Saw extensive action in DL rotation and posted a career-high four

tackles (three solo), one QB hit and split a sack with LB **Paul Posluszny** in the first quarter

- **12/29 at IND:** Totaled two solo tackles in season-finale

### COLLEGE (at Georgia, 2009-12)

- Three-year letterman and appeared in 46 games, making 26 starts at DE and DT
- Career totals include 107 tackles (52 solo), 35 QB pressures, 13.5 tackles for a loss, 5.0 sacks and two forced fumbles
- Received the David Jacobs Award as a player who, by example, portray courage, spirit, character and determination
- Majored in communication studies

### PERSONAL

- Attended Northside (Ga.) High School
- USA Today All-USA second-team selection
- Twitter handle is @JUSTAB3

### REGULAR SEASON CAREER STATISTICS

YEAR	TEAM	GP/GS	TKL	SOLO	ASST	SACKS	FF	FR	PD	TFL
2013	JAX	8/0	9	8	1	0.5	0	0	0	0
2014	JAX	16/2	39	23	16	3.0	1	0	1	3
2015	JAX	15/0	16	7	9	2.0	1	1	2	3
2016	JAX	15/9	32	26	6	0.0	0	0	1	4
2017	JAX	2/2	2	0	2	0.5	0	1	0	0
<b>NFL totals: 5 yrs.</b>		<b>56/13</b>	<b>98</b>	<b>64</b>	<b>34</b>	<b>6.0</b>	<b>2</b>	<b>2</b>	<b>4</b>	<b>10</b>

### CAREER HIGHS

	GAME	SEASON
<b>Tackles:</b>	5 (three times, last: 10/20/16 at DET)	39 (2014)
<b>Sacks:</b>	2.0 (10/5/14 vs. PIT)	3.0 (2014)
<b>Forced fumbles:</b>	1 (twice, last: 11/15/15 at BAL)	1 (2014 & 2015)
<b>Fumble recoveries:</b>	1 (10/4/15 at IND)	1 (2014)
<b>Passes defended:</b>	1 (four times, last: 10/20/16 at DET)	2 (2015)

### 2017 GAME-BY-GAME STATISTICS

DATE	OPP	TKL	SOLO	ASST	ST	SACKS	FF	FR	PD	TFL
09/10	at Houston	2	0	2	0	0.5	0	1	0	0
09/17	vs. Tennessee	0	0	0	0	0.0	0	0	0	0
09/24	vs. Baltimore									
10/01	at New York Jets									
10/08	at Pittsburgh									
10/15	vs. LA Rams									
10/22	at Indianapolis									
	BYE WEEK									
11/05	vs. Cincinnati									
11/12	vs. LA Chargers									
11/19	at Cleveland									
11/26	at Arizona									
12/03	vs. Indianapolis									
12/10	vs. Seattle									
12/17	vs. Houston									
12/24	at San Francisco									
12/31	at Tennessee									
<b>2017 totals:</b>		<b>2</b>	<b>0</b>	<b>2</b>	<b>0</b>	<b>0.5</b>	<b>0</b>	<b>1</b>	<b>0</b>	<b>0</b>

### 2016 GAME-BY-GAME STATISTICS

DATE	OPP	TKL	SOLO	ASST	ST	SACKS	FF	FR	PD	TFL
09/11	vs. Green Bay	0	0	0	0	0.0	0	0	0	0
09/18	at San Diego	1	0	1	0	0.0	0	0	0	0
09/25	vs. Baltimore	0	0	0	0	0.0	0	0	0	0
10/02	vs. Indianapolis	2	1	1	0	0.0	0	0	0	0
	BYE WEEK									
10/16	at Chicago	2	2	0	0	0.0	0	0	0	1
10/23	vs. Oakland	3	3	0	0	0.0	0	0	0	1
10/27	at Tennessee	3	2	1	0	0.0	0	0	0	0
11/06	at Kansas City	2	2	0	0	0.0	0	0	0	0
11/13	vs. Houston	2	2	0	0	0.0	0	0	0	0
11/20	at Detroit	5	4	1	0	0.0	0	0	1	1
11/27	at Buffalo					ina				
12/04	vs. Denver	2	2	0	0	0.0	0	0	0	0
12/11	vs. Minnesota	1	1	0	0	0.0	0	0	0	0
12/18	at Houston	3	2	1	0	0.0	0	0	0	1
12/24	vs. Tennessee	3	2	1	0	0.0	0	0	0	0
01/01	at Indianapolis	3	3	0	0	0.0	0	0	0	0
<b>2016 totals:</b>		<b>32</b>	<b>26</b>	<b>6</b>	<b>0</b>	<b>0.0</b>	<b>0</b>	<b>0</b>	<b>1</b>	<b>4</b>

# ABRY JONES



## 2015 GAME-BY-GAME STATISTICS

DATE	GAME	TKL	SOLO	ASST	ST	SACKS	FF	FR	PD	TFL
09/13	vs. Carolina	0	0	0	0	0.0	0	0	0	0
09/20	vs. Miami	0	0	0	0	0.0	0	0	0	0
09/27	at New England	1	0	1	0	0.0	0	0	1	0
10/04	at Indianapolis	0	0	0	0	0.0	0	1	0	0
10/11	at Tampa Bay	5	3	2	0	0.0	0	0	1	2
10/18	vs. Houston	0	0	0	0	0.0	0	0	0	0
10/25	vs. Buffalo	1	1	0	0	1.0	0	0	0	1
11/1	BYE WEEK									
11/08	at N.Y. Jets	3	0	3	0	0.0	0	0	0	0
11/15	at Baltimore	4	1	3	0	1.0	1	0	0	0
11/19	vs. Tennessee	1	1	0	0	0.0	0	0	0	0
11/29	vs. San Diego	0	0	0	0	0.0	0	0	0	0
12/06	at Tennessee	0	0	0	0	0.0	0	0	0	0
12/13	vs. Indianapolis	0	0	0	0	0.0	0	0	0	0
12/20	vs. Atlanta	1	1	0	0	0.0	0	0	0	0
12/27	at New Orleans	0	0	0	0	0.0	0	0	0	0
01/03	at Houston					IR				
<b>2015 totals:</b>		<b>16</b>	<b>7</b>	<b>9</b>	<b>0</b>	<b>2.0</b>	<b>1</b>	<b>1</b>	<b>2</b>	<b>3</b>



## 2014 GAME-BY-GAME STATISTICS

DATE	GAME	TKL	SOLO	ASST	ST	SACKS	FF	FR	PD	TFL
09/07	at Philadelphia	0	0	0	0	0.0	0	0	0	0
09/14	at Washington	3	2	1	0	0.0	0	0	0	1
09/21	vs. Indianapolis	1	1	0	0	0.0	0	0	0	0
09/28	at San Diego	0	0	0	0	0.0	0	0	0	0
10/05	vs. Pittsburgh	4	4	0	0	2.0	1	0	0	0
10/12	at Tennessee	2	2	0	0	0.0	0	0	0	0
10/19	vs. Cleveland	3	3	0	0	0.0	0	0	0	1
10/26	vs. Miami	1	0	1	0	0.0	0	0	1	0
11/02	at Cincinnati	3	1	2	0	0.0	0	0	0	0
11/09	vs. Dallas	1	1	0	0	0.0	0	0	0	0
	BYE WEEK									
11/23	at Indianapolis	3	1	2	0	0.0	0	0	0	0
11/30	vs. N.Y. Giants	3	1	2	0	0.0	0	0	0	0
12/07	vs. Houston	4	3	1	0	0.0	0	0	0	0
12/14	at Baltimore	3	0	3	0	0.0	0	0	0	0
12/18	vs. Tennessee	5	3	2	0	1.0	0	0	0	1
12/28	at Houston	3	1	2	0	0.0	0	0	0	0
<b>2014 totals:</b>		<b>39</b>	<b>23</b>	<b>16</b>	<b>0</b>	<b>3.0</b>	<b>1</b>	<b>0</b>	<b>1</b>	<b>3</b>



## 2013 GAME-BY-GAME STATISTICS


DATE	GAME	TKL	SOLO	ASST	ST	SACKS	FF	FR	PD	TFL
09/08	vs. Kansas City					ina				
09/15	at Oakland					ina				
09/22	at Seattle					ina				
09/29	vs. Indianapolis					ina				
10/06	at St. Louis	0	0	0	0	0.0	0	0	0	0
10/13	at Denver	0	0	0	0	0.0	0	0	0	0
10/20	vs. San Diego	1	1	0	0	0.0	0	0	0	0
10/27	vs. San Francisco					ina				
	BYE WEEK									
11/10	at Tennessee					ina				
11/17	vs. Arizona					ina				
11/24	at Houston					ina				
12/01	at Cleveland	0	0	0	0	0.0	0	0	0	0
12/05	vs. Houston	1	1	0	0	0.0	0	0	0	0
12/15	vs. Buffalo	1	1	0	0	0.0	0	0	0	0
12/22	vs. Tennessee	4	3	1	0	0.5	0	0	0	0
12/29	at Indianapolis	2	2	0	0	0.0	0	0	0	0
<b>2013 totals:</b>		<b>9</b>	<b>8</b>	<b>1</b>	<b>0</b>	<b>0.5</b>	<b>0</b>	<b>0</b>	<b>0</b>	<b>0</b>



# BEN KOYACK

83

## BEN KOYACK



TIGHT END

6-5 258 LBS

NOTRE DAME

BORN APRIL 9, 1993

OIL CITY, PENNSYLVANIA

ACQ: 7TH ROUND OF 2015 DRAFT (229TH)

EXP: 2ND YEAR

### TRANSACTIONS

Originally drafted by Jacksonville in the seventh round (229th overall) of the 2015 draft ... Signed by Jacksonville to the practices squad on 9/6/15

### PRO (Games played/started - 16/7)

Spent his rookie season in 2015 on the practice squad before starting the 2016 season on the active roster

### 2017 (w/ JAX - 2/0)

- 9/10 at HOU: Saw action at TE
- 9/17 vs. TEN: Saw action at TE

### 2016 (w/ JAX - 14/7)

- 9/11 vs. G.B.: Played eight snaps on special teams and lined up at TE six times
- 9/18 at S.D.: Saw action at TE and on special teams, and made one special teams tackle
- 9/25 vs. BAL: Inactive (knee)
- 10/2 vs. IND: Inactive (knee)
- 10/16 at CHI: Saw action on special teams and one snap at TE
- 10/23 vs. OAK: Saw action at TE and special teams ... Provided key block to spring Chris Ivory's 42-yard run
- 10/27 at TEN: Posted his first career receptions (five) for 41 yards (8.2 rec. avg.)
- 11/6 at K.C.: Saw action at TE and on special teams
- 11/13 vs. HOU: Earned his first career start at TE and caught three passes for 35 yards (11.7 rec. avg.)
- 11/20 at DET: Started at TE and made one fumble recovery on special teams
- 11/27 at BUF: Started at TE and had two catches for 23 yards
- 12/4 vs. DEN: Started at TE and made one reception for four yards
- 12/11 vs. MIN: Posted two receptions for 19 yards
- 12/18 at HOU: Started at TE and caught one pass for two yards
- 12/24 vs. TEN: Started at TE and had two catches for 12 yards
- 1/1 at IND: Started at TE and had three catches for 25 yards, including his first career touchdown reception, a 14-yard pass from QB Blake Bortles

### COLLEGE (at Notre Dame, 2011-14)

- Participated in the 2015 Senior Bowl
- Named to the Mackey Award Watch List, given annually to the most outstanding Tight End in FBS college football
- As a senior, started at tight end in all 13 games and totaled 30 receptions for 317 yards and two TDs

### PERSONAL

- Played for coach Matt LaVerde at Oil City (Pa.) High School
- Received first-team Pennsylvania all-state honors from Pennsylvania Sportswriters and Associated Press in 2010
- Rated best tight end in country and 25th-best prospect overall by Scout.com
- Recorded 62 receptions for 1,031 yards and 11 TDs as a senior ... Averaged 16.6 yards per catch
- Besides tight end, played quarterback, wide receiver, defensive end and linebacker
- Hails from family of musicians and is proficient playing trombone, piano and euphonium
- Son of David and Karen
- Twitter handle is @koymonster

### REGULAR SEASON CAREER STATISTICS

YEAR	TEAM	GP/GS	NO	YDS	AVG	LG	TD
2015	JAX				ps		
2016	JAX	14/7	19	161	8.5	17	1
2017	JAX	2/0	0	0	0.0	0	0
NFL totals: 2 yr.		16/7	19	161	8.5	17	1

### 2017 GAME-BY-GAME STATISTICS

DATE	OPP	RECs	YDS	AVG.	LG	TD
09/10	at Houston	0	0	0.0	0	0
09/17	vs. Tennessee	0	0	0.0	0	0
09/24	vs. Baltimore					
10/01	at New York Jets					
10/08	at Pittsburgh					
10/15	vs. LA Rams					
10/22	at Indianapolis					
	BYE WEEK					
11/05	vs. Cincinnati					
11/12	vs. LA Chargers					
11/19	at Cleveland					
11/26	at Arizona					
12/03	vs. Indianapolis					
12/10	vs. Seattle					
12/17	vs. Houston					
12/24	at San Francisco					
12/31	at Tennessee					
2017 totals:		0	0	0.0	0	0

### 2016 GAME-BY-GAME STATISTICS

DATE	OPP	RECs	YDS	AVG.	LG	TD
09/11	vs. Green Bay	0	0	0.0	0	0
09/18	at San Diego	0	0	0.0	0	0
09/25	vs. Baltimore			ina		
10/02	vs. Indianapolis			ina		
	BYE WEEK					
10/16	at Chicago	0	0	0.0	0	0
10/23	vs. Oakland	0	0	0.0	0	0
10/27	at Tennessee	5	41	8.2	14	0
11/06	at Kansas City	0	0	0.0	0	0
11/13	vs. Houston	3	35	11.7	15	0
11/20	at Detroit	0	0	0.0	0	0
11/27	at Buffalo	2	23	11.5	17	0
12/04	vs. Denver	1	4	4.0	4	0
12/11	vs. Minnesota	2	19	9.5	15	0
12/18	at Houston	1	2	2.0	2	0
12/24	vs. Tennessee	2	12	6.0	6	0
01/01	at Indianapolis	3	25	8.3	14t	1
2016 totals:		19	161	8.5	17	1

**Additional statistics:** one special teams tackle; one fumble recovery on special teams on 11/20 at DET

# MARQISE LEE

11

## MARQISE LEE

WIDE RECEIVER  
6-0 196 LBS.

SOUTHERN CALIFORNIA  
BORN NOVEMBER 25, 1991  
INGLEWOOD, CALIFORNIA

ACQ: 2ND ROUND OF 2014 DRAFT (39TH)  
EXP: 4TH YEAR



### TRANSACTIONS

Originally drafted by Jacksonville in the second round (39th overall) of the 2014 draft

### PRO (Games played/started - 41/17)

- Was first of two receivers selected by the Jaguars in the second round of 2014 draft
- Became 24th WR selected by the Jaguars in franchise history, the fifth-highest in team history
- Marked the seventh USC player drafted by the Jaguars in team history, the second-most among any colleges (Florida, 9)
- Became the seventh player in Jaguars history to return a kickoff for a TD and tied former RB **Maurice Jones-Drew** for longest kickoff return in team history

### 2017 (w/ JAX - 2/2)

- **9/10 at HOU:** Started at WR and returned one punt for seven yards
- **9/17 vs. TEN:** Started at WR and led the team with seven receptions for 76 yards (10.9 avg.) and also returned one punt for four yards

### 2016 (w/ JAX - 16/6)

Set career highs with 63 receptions for 851 yards and three TDs ... The first player to record at least one passing TD, one receiving TD and one kickoff return for a TD in a single season since 1978 (BAL's **Joe Washington**)

- **9/11 vs. G.B.:** Made two catches for 22 yards
- **9/18 at S.D.:** Had five receptions for a career-high-tying 75 yards (15.0 rec. avg.)
- **9/25 vs. BAL:** Recorded five receptions for 44 yards (8.8 rec. avg.)
- **10/2 vs. IND:** Had four catches for 28 yards (7.0 rec. avg.)
- **10/16 at CHI:** Posted a team-high six receptions for 61 yards (10.2 rec. avg.) ... Returned one kickoff for 26 yards
- **10/23 vs. OAK:** Posted a team-high seven receptions for 107 yards with a long reception of 38 yards, all of which were career highs and the first game with 100+ yards ... Returned 4 kickoffs for 93 yards with a long return of 34 yards
- **10/27 at TEN:** Had one reception for 21 yards ... Returned two kickoffs for 45 yards
- **11/6 at K.C.:** Posted four receptions for a team-high 84 yards (21.0 rec. avg.) ... Returned three kickoffs for 87 yards (29.0 avg.), including a long of 45
- **11/13 vs. HOU:** Posted four receptions for 50 yards (12.5 rec. avg.)
- **11/20 at DET:** Had four catches for 52 yards (13.0 rec. avg.) and his first TD reception of the season ... Rushed once for six yards and posted a 42-yard kickoff return
- **11/27 at BUF:** Led the team with four receptions for 37 yards and a 20-yard TD reception ... Returned one kick for 36 yards
- **12/4 vs. DEN:** Started at WR and made three catches for 34 yards ... Rushed two times for 10 yards
- **12/11 vs. MIN:** Started at WR and posted five receptions for a career-high 113 yards (22.6 avg.) ... Returned three kicks for 66 yards (22.0 avg.)
- **12/18 at HOU:** Started at WR and returned two kickoffs for 133 yards, including a franchise-tying longest kickoff return with a 100-yard kickoff return TD ...
- **12/24 vs. TEN:** Started at WR and recorded three receptions for 37 yards and one touchdown ... Threw first career pass in the NFL, a 20-yard touchdown to QB **Blake Bortles** in the fourth quarter
- **1/1 at IND:** Started at WR and recorded six receptions for 86 yards (14.3 avg.)

### 2015 (w/ JAX - 10/1)

Played in 10 games during his second season with one start, totaling 15 receptions for 191 yards (12.7 rec. avg.) for one TD ... Added five rushes for 38 yards (7.6 rush avg.)

- **9/20 vs. MIA:** Had two receptions for 27 yards (13.5 avg.) in season debut ... Also rushed once for 12 yards
- **12/6 at TEN:** Had one reception for 17 yards in his first start of the season at WR ... Also recorded one rush for four yards
- **12/20 vs. ATL:** Had two receptions for 46 yards (23.0 avg.), including a season-long 30-yard reception in the fourth quarter
- **12/27 at N.O.:** Recorded three receptions for 26 yards (8.7 rec. avg.) and one TD ... Rushed once for nine yards (9.0 rush avg.)

### 2014 (w/ JAX - 13/8)

Appeared in 13 games as a rookie with eight starts and registered 37 receptions for 422 yards and one TD ... Missed three consecutive games with a hamstring injury

- **9/7 at PHI:** Started at WR in NFL debut and tied for the team lead with six catches for 62 yards with a long of 18 ... Joined WR **Allen Hurns** as first two rookie WRs to

start in season-opener in franchise history

- **9/14 at WAS:** Started at WR and had two receptions for 11 yards ... Missed next three games with a hamstring injury
- **10/12 at TEN:** Returned to action after missing three games and finished with two receptions for 26 yards with a long of 16 yards .
- **11/23 at IND:** Led the team with 52 yards on three receptions (17.3 avg.) with a career-long 37-yard catch in the fourth quarter
- **11/30 vs. NYG:** Started at WR and led team with six catches for 75 yards ... Scored on a 30-yard TD pass from QB **Blake Bortles** in the third quarter, his first career score
- **12/7 vs. HOU:** Started at WR and posted five receptions for 67 yards with a long of 31 yards, his third straight game with a 30-plus yard reception
- **12/18 vs. TEN:** Started at WR and led team with four catches for 65 yards including a 34-yard grab in the third quarter ... Marked fourth straight game with four or more receptions

### COLLEGE (at Southern California, 2011-13)

- Three-year starter who declared for the NFL Draft following his junior season
- Career totals included 248 receptions for 3,655 yards (14.7 avg.) with 29 TDs
- Owns 24 school records and set five Pac-12 Conference marks
- Won the Biletnikoff Award as a sophomore as the nation's top receiver
- Ranked first in school history in receiving yards, second in receptions and fourth in receiving TDs
- Was a long jumper and sprinter on USC's track team
- Became the school's first Biletnikoff Award winner as a sophomore as well as unanimous All-American and All-Pac 12 Conference first-team choice
- Majored in sociology

### PERSONAL

- Attended Serra High School in Gardena, Calif.
- Lettered in football, basketball and track
- Earned Parade All-American as a senior as well as Super Prep All-American, Under Armour All-American, ESPNU 150, Rivals 100 and Prep Star Dream Team
- Finished with 57 receptions for 1,409 yards (24.7 avg.) with 24 TDs in final season along with 45 tackles and three INTs
- Was a sprinter and jumper on the track team, boasting a national prep No. 3 best 24-8 long jump, plus career bests of 44-7 in the triple jump, 6-4 in the high jump, 10.74 in the 100 meters and 22.11 in the 200 meters
- Twitter handle is @TeamLee1

REGULAR SEASON CAREER STATISTICS							
YEAR	TEAM	GP/GS	NO	YDS	AVG	LG	TD
2014	JAX	13/8	37	422	11.4	37	1
2015	JAX	10/1	15	191	12.7	30	1
2016	JAX	16/6	63	851	13.5	51	3
2017	JAX	2/2	7	76	10.9	19	0
<b>NFL totals: 3 yrs.</b>		<b>41/17</b>	<b>122</b>	<b>1,540</b>	<b>12.6</b>	<b>51</b>	<b>5</b>

**Additional statistics:** 14 rushes for 82 yards (5.9 rush avg.); one pass completion for 20 yards and one TD; 18 kickoff returns for 350 yards and one TD

CAREER HIGHS		
	GAME	SEASON
<b>Receptions:</b>	7 (10/23/16 vs. OAK)	63 (2016)
<b>Receiving yards:</b>	113 (12/11/16 vs. BUF)	851 (2016)
<b>Longest reception:</b>	51 (11/6/16 at K.C.)	51 (2016)
<b>Receiving touchdowns:</b>	1 (five times, last: 12/24/16 vs. TEN)	3 (2016)

# MARQISE LEE



## 2017 GAME-BY-GAME STATISTICS

DATE	OPP	RECEIVING				
		RECs	YDS	AVG.	LG	TD
09/10	at Houston	0	0	0.0	0	0
09/17	vs. Tennessee	7	76	10.9	19	0
09/24	vs. Baltimore					
10/01	at New York Jets					
10/08	at Pittsburgh					
10/15	vs. LA Rams					
10/22	at Indianapolis					
	BYE WEEK					
11/05	vs. Cincinnati					
11/12	vs. LA Chargers					
11/19	at Cleveland					
11/26	at Arizona					
12/03	vs. Indianapolis					
12/10	vs. Seattle					
12/17	vs. Houston					
12/24	at San Francisco					
12/31	at Tennessee					
<b>2017 totals:</b>		<b>7</b>	<b>76</b>	<b>10.9</b>	<b>19</b>	<b>0</b>

DATE	GAME	KICK RETURNS				
		NO.	YDS	AVG.	LG	TD
09/10	at Houston	1	7	7.0	7	0
09/17	vs. Tennessee	1	4	4.0	4	0
09/24	vs. Baltimore					
10/01	at New York Jets					
10/08	at Pittsburgh					
10/15	vs. LA Rams					
10/22	at Indianapolis					
	BYE WEEK					
11/05	vs. Cincinnati					
11/12	vs. LA Chargers					
11/19	at Cleveland					
11/26	at Arizona					
12/03	vs. Indianapolis					
12/10	vs. Seattle					
12/17	vs. Houston					
12/24	at San Francisco					
12/31	at Tennessee					
<b>2017 totals:</b>		<b>2</b>	<b>11</b>	<b>5.5</b>	<b>7</b>	<b>0</b>



## 2016 GAME-BY-GAME STATISTICS

DATE	OPP	RECEIVING				
		RECs	YDS	AVG.	LG	TD
09/11	vs. Green Bay	2	22	11.0	12	0
09/18	at San Diego	5	75	15.0	22	0
09/25	vs. Baltimore	5	44	8.8	20	0
10/02	vs. Indianapolis	4	28	7.0	13	0
	BYE WEEK					
10/16	at Chicago	6	61	10.2	14	0
10/23	vs. Oakland	7	107	15.3	38	0
10/27	at Tennessee	1	21	21.0	21	0
11/06	at Kansas City	4	84	21.0	51	0
11/13	vs. Houston	4	50	12.5	18	0
11/20	at Detroit	4	52	13.0	29	1
11/27	at Buffalo	4	37	9.3	20t	1
12/04	vs. Denver	3	34	11.3	17	0
12/11	vs. Minnesota	5	113	22.6	39	0
12/18	at Houston	0	0	0.0	0	0
12/24	vs. Tennessee	3	37	12.3	21t	1
01/01	at Indianapolis	6	86	14.3	22	0
<b>2016 totals:</b>		<b>63</b>	<b>851</b>	<b>13.5</b>	<b>51</b>	<b>3</b>

DATE	GAME	KICK RETURNS				
		NO.	YDS	AVG.	LG	TD
09/11	vs. Green Bay	0	0	0.0	0	0
09/18	at San Diego	0	0	0.0	0	0
09/25	vs. Baltimore	0	0	0.0	0	0
10/02	vs. Indianapolis	0	0	0.0	0	0
	BYE WEEK					
10/16	at Chicago	1	26	26.0	26	0
10/23	vs. Oakland	4	93	23.3	34	0
10/27	at Tennessee	2	45	22.5	25	0
11/06	at Kansas City	3	87	29.0	45	0
11/13	vs. Houston	1	17	17.0	17	0
11/20	at Detroit	1	42	42.0	42	0
11/27	at Buffalo	1	36	36.0	36	0
12/04	vs. Denver	0	0	0.0	0	0
12/11	vs. Minnesota	3	66	22.0	25	0
12/18	at Houston	2	133	66.5	100t	1
12/24	vs. Tennessee	0	0	0.0	0	0
01/01	at Indianapolis	0	0	0.0	0	0
<b>2016 totals:</b>		<b>18</b>	<b>545</b>	<b>30.3</b>	<b>100t</b>	<b>1</b>

**Additional statistics:** three rushes for 23 yards (7.7 rush avg.); and one completion for 20 yards and one TD (on 12/24 vs. TEN)



## 2015 GAME-BY-GAME STATISTICS

DATE	GAME	RECs	YDS	AVG.	LG	TD
09/13	vs. Carolina			ina		
09/20	vs. Miami	2	27	13.5	18	0
09/27	at New England	1	13	13.0	13	0
10/04	at Indianapolis			ina		
10/11	at Tampa Bay			ina		
10/18	vs. Houston			ina		
10/25	vs. Buffalo			ina		
11/01	BYE WEEK					
11/08	at N.Y. Jets			ina		
11/15	at Baltimore	1	8	8.0	8	0
11/19	vs. Tennessee	0	0	0.0	0	0
11/29	vs. San Diego	1	3	3.0	3	0
12/06	at Tennessee	1	17	17.0	17	0
12/13	vs. Indianapolis	1	21	21.0	21	0
12/20	vs. Atlanta	2	46	23.0	30	0
12/27	at New Orleans	3	26	8.7	18	1
01/03	at Houston	3	30	10.0	14	0
<b>2015 totals:</b>		<b>15</b>	<b>191</b>	<b>12.7</b>	<b>30</b>	<b>1</b>

**Additional statistics:** Five rushes for 38 yards (7.6 avg.)

# MARQISE LEE



## 2014 GAME-BY-GAME STATISTICS

DATE	GAME	RECS	YDS	AVG.	LG	TD
09/07	at Philadelphia	6	62	10.3	18	0
09/14	at Washington	2	11	5.5	8	0
09/21	vs. Indianapolis			ina		
09/28	at San Diego			ina		
10/05	vs. Pittsburgh			ina		
10/12	at Tennessee	2	26	13.0	16	0
10/19	vs. Cleveland	1	20	20.0	20	0
10/26	vs. Miami	1	9	9.0	9	0
11/02	at Cincinnati	0	0	0.0	0	0
11/09	vs. Dallas	1	13	13.0	13	0
	BYE WEEK					
11/23	at Indianapolis	3	52	17.3	37	0
11/30	vs. N.Y. Giants	6	75	12.5	30	1
12/07	vs. Houston	5	67	13.4	31	0
12/14	at Baltimore	4	14	3.5	13	0
12/18	vs. Tennessee	4	65	16.3	34	0
12/28	at Houston	2	8	4.0	4	0
<b>2014 totals:</b>		<b>37</b>	<b>422</b>	<b>11.4</b>	<b>37</b>	<b>1</b>

**Additional statistics:** Three rushes for nine yards (3.0 avg.)

# MARCEDES LEWIS

## 89 MARCEDES LEWIS



TIGHT END

6-6 267 LBS.


UCLA

BORN MAY 19, 1984

LONG BEACH, CALIFORNIA

ACQ: 1ST ROUND OF 2006 DRAFT (28TH)

EXP: 12TH YEAR



### TRANSACTIONS

Originally drafted by Jacksonville in the first round (28th overall) of the 2006 draft ... Placed on injured reserve on 11/21/16

### PRO (Games played/started - 156/142)

- 12th-year pro has spent his entire career with Jacksonville
- Became Jaguars first Pro Bowl tight end after he earned honors in 2010
- One of three Jaguars to record 4,000+ career receiving yards, joining **Jimmy Smith** (12,287) and **Kennan McCardell** (6,393)
- Former 2006 first-round pick ranks third in Jaguars history in career receiving yards and receiving TDs and fourth in receptions
- Owns team record for receptions, career TDs, receiving yards and receptions of 25-plus yards by a TE

### 2017 (w/ JAX - 2/2)

Selected as an offensive captain by his teammates for the 2017 season

- **9/10 at HOU:** Started at TE
- **9/17 vs. TEN:** Started at TE

### 2016 (w/ JAX - 10/10)

Began his 11th season with the Jaguars, the second-longest career with the team in franchise history ... Placed on injured reserve on 11/21/16

- **9/11 vs. G.B.:** Made two catches for 48 yards, including a 37-yard screen pass
- **9/18 at S.D.:** Posted two receptions for 17 yards, including a 4-yard TD reception
- **9/25 vs. BAL:** Had three receptions for 20 yards (6.7 rec. avg.)
- **10/2 vs. IND:** Exited the game with a hip injury after a 12-yard reception in the second quarter
- **10/16 at CHI:** Started at TE
- **10/23 vs. OAK:** Played in 150th career game, starting at TE, and recorded one reception for 11 yards
- **10/27 at TEN:** Had four receptions for 23 yards (5.8 rec. avg.)
- **11/6 at K.C.:** Had two catches for 23 yards (11.5 rec. avg.)
- **11/13 vs. HOU:** Posted three catches for -1 yards
- **11/20 at DET:** Started at TE and posted two receptions for 16 yards

### 2015 (w/ JAX - 16/16)

Started and played in all 16 games in his 10th season and totaled 16 receptions for 226 yards (14.1 rec. avg.)

- **10/4 at IND:** Had five receptions for 40 yards (8.0 rec. avg.)
- **11/29 vs. S.D.:** Made one reception for 24 yards (24.0 rec. avg.)
- **12/6 at TEN:** Started at TE, playing in his 140th career game and tallied one reception for seven yards (7.0 rec. avg.)
- **1/3 at HOU:** Had one reception for a season-long 45 yards

### 2014 (w/ JAX - 8/8)

Played and started in eight games ... Suffered a high ankle sprain in Week 2 and was placed on injured reserve/designated to return on Sept. 16 ... Finished with 18 catches for 206 yards and two TDs

- **9/7 at PHI:** Started at TE in season-opener and tied for the team-lead with six receptions for 35 yards
- **9/14 at WAS:** Registered a career-long 63-yard TD reception from QB **Chad Henne** in the second quarter ... Finished with two catches for 71 yards ... Left the game in the third quarter with a high ankle sprain ... Was placed on injured reserve/designated to return on Sept. 16
- **12/7 vs. HOU:** Hauled in a 35-yard reception in the fourth quarter and led team with 69 yards on three receptions
- **12/14 at BAL:** Had 22 yards on two receptions with a long of 17 yards
- **12/18 vs. TEN:** Made a four-yard TD reception in the second quarter

### 2013 (w/ JAX - 11/11)

Played in 11 games with 11 starts and produced 25 catches for 359 yards and four TDs ... Missed five of the first six games with a calf injury suffered in the preseason ... Had a TD reception in four straight games which tied a franchise record ... Was inactive for first three games and made season debut on **9/29 vs. IND** but strained his calf on the third play from scrimmage and did not return

- **11/17 vs. ARI:** Started his 100th career game at TE and totaled 23 yards on three catches
- **12/1 at CLE:** Finished with three catches for 26 yards including an 8-yard TD

reception from RB **Maurice Jones-Drew** in the second quarter

- **12/5 vs. HOU:** Scored on a one-yard pass from QB **Chad Henne** on the opening drive of the game ... Added a season-long 41-yard reception in the first quarter
- **12/15 vs. BUF:** Led team with 54 yards on four catches with one TD ... Hooked up with Henne for a 13-yard TD in the fourth quarter, his third straight game with a TD reception
- **12/22 vs. TEN:** Tied a franchise-record with a receiving TD in four straight games, hooking up with Henne for a four-yard score in the first quarter ... Finished with four catches for 50 yards with a long of 30 yards
- **12/29 at IND:** Finished season with 70 yards on three catches including a 36-yard reception in the fourth quarter

### 2012 (w/ JAX - 16/15)

Played in all 16 games for the fourth time in his career ... Ranked third on the club with 52 receptions for 540 yards and four TDs, the second-highest receiving totals of his career

- **9/9 at MIN:** Opened season with five receptions for 52 yards and a TD ... Scored on a one-yard pass from QB **Blaine Gabbert** in the second quarter
- **9/30 vs. CIN:** Had three catches for 32 yards and scored on a two-yard pass from Gabbert in the second quarter
- **10/28 at GB:** Played in his 100th career game and recorded two receptions for 21 yards
- **11/18 at HOU:** Had a 13-yard TD pass from QB **Chad Henne** in the first quarter and a one-yard TD grab in the third quarter ... Finished with 40 yards on three receptions ... Marked his third career game with multiple TD receptions
- **12/2 at BUF:** Had a season-high 68 yards on four receptions
- **12/30 at TEN:** Concluded season with a career-high 103 yards on seven receptions ... Joined **Kyle Brady** and **Pete Mitchell** as only TEs in franchise history to eclipse 100 receiving yards and it marked the fourth time overall

### 2011 (w/ JAX - 15/15)

Started 15 games at TE ... Team captain ... Led team with 460 receiving yards on 39 receptions (11.8 avg.) ... One of five tight ends (**Jason Witten**, Dallas; **Owen Daniels**, Houston; **Jimmy Graham**, New Orleans; **Dustin Keller**, New York Jets) to lead team in receiving yards

- **9/11 vs. TEN:** Had two receptions for 28 yards in season-opener and left game early with a calf injury
- **11/20 at CLE:** Established career-high with seven receptions for 64 yards ... Became sixth player in team history with 200 career receptions and only second TE to accomplish the feat (**Kyle Brady**, 241)
- **12/11 vs. TB:** Registered a career-high 77 receiving yards on two receptions ... Had a then-career-long 62-yard reception in the second quarter from QB **Blaine Gabbert**

### 2010 (w/ JAX - 16/16)

Earned first Pro Bowl honors after career-best 58 receptions for 700 yards and 10 TDs ... The 10 TDs tied a single-season franchise record ... Was voted backup for Pro Bowl but became starter after **Antonio Gates** withdrew ... Receptions and yards were second-best ever by a Jaguars TE ... Finished second on team and ninth among NFL TEs in receptions, and his 12.1-yard average and 10 TDs were tops among TEs ... Started all 16 games for second time in career and was only Jaguar to make multiple receptions in every game ... Ranked second on club with 88 passes thrown his way and 37 receptions resulting in first downs ... Named to Peter King's CNN.com NFL All-Pro Team ... Blocked for a rushing attack that ranked third in the NFL (149.7)

- **9/12 vs. DEN:** Scored on both catches, from 21 and 10 yards to lead win
- **9/19 at SD:** Had season-high 70 receiving yards
- **10/3 vs. IND:** Caught 15-yard TD pass on
- **10/10 at BUF:** Followed with 2 TDs on, breaking team single-season record for TEs with fifth TD
- **10/31 at DAL:** Turned in third multiple-TD game of season including season-long 42-yarder ... Nine-yard TD catch was 14th of career, breaking team TE record held by **Kyle Brady** (13)
- **11/21 vs. CLE:** Made five receptions for 66 yards and eighth TD of season
- **1/2 at HOU:** Scored 10th TD in finale to tie team single season record for TD receptions held by Reggie Williams

### 2009 (w/ JAX - 15/15)

Started 15 games at TE and produced then career-high 518 yards on 32 receptions for two touchdowns ... Led team with 16.2 average per reception, the highest average per reception among NFL tight ends ... Sustained a head injury in week 16 and was inactive for the season-finale

- **9/20 vs. ARI:** Posted three receptions for 62 yards with a 25-yard TD reception
- **10/4 vs. TEN:** Had four receptions for then career-high 76 yards and became only third TE (**Pete Mitchell**, **Kyle Brady**) to surpass 100 career receptions ... Recorded a 33-yard TD pass from QB **David Garrard**
- **11/15 at NYJ:** Registered 58 yards on two receptions including a 33-yard reception on the game-winning drive in the fourth quarter
- **12/6 vs. HOU:** Hooked up with Garrard for a career-long 47-yard reception in the first quarter

### 2008 (w/ JAX - 16/15)

Played in all 16 games for the second consecutive season and made 15 starts ... Finished with 41 receptions for 489 yards and two TDs ... Became first Jaguars TE

# MARCEDES LEWIS

since **Kyle Brady** (43, 2002) to have 40-plus receptions in a season and had the most receiving yards by a tight end since 2000 (Brady, 729) ... Had four-plus receptions in five games and finished with a reception of 19-plus yards in eight of the last 12 games ... Selected to USA Today All-Joe Team, which goes to players and coaches who have overachieved and are often overlooked

- **10/5 vs. PIT:** Scored first TD of the season on a 24-yard pass from David Garrard
- **10/12 at DEN:** Registered second straight game with a TD with 30-yard reception for the game-winning score

## 2007 (w/ JAX - 16/16, 2/2)

Started a career-high 16 games and both playoff games ... Finished with 37 receptions for 391 yards and two TDs ... Only player to start all 16 games ... Helped pave the way for the Jaguars to rank second in the NFL with 2,391 rushing yards (149.4 avg.), the second-most in team history

- **9/23 at DEN:** Led team with three receptions for 44 yards
- **11/18 vs. SD:** Scored first TD of the season on pass from David Garrard
- **12/2 at IND:** Had five receptions including a two-yard TD pass
- **1/5 at PIT:** Started at TE in AFC Wild Card game and totaled two receptions for 16 yards in first career postseason game
- **1/12 at NE:** Led team with 74 receiving yards on four receptions in AFC Divisional game

## 2006 (w/ JAX - 15/3)

Played in 15 games with three starts ... Totaled 13 receptions for 126 yards and one TD ... Missed final three preseason games after suffering ankle injury in preseason opener

- **10/8 vs. NYJ:** Made first career start
- **11/26 at BUF:** Scored first career TD on one-yard pass from QB **David Garrard**

## COLLEGE (at UCLA, 2002-05)

- Winner of 2005 Mackey Award, given to nation's top TE
- Started 32 of 49 games in four seasons
- Set school record for TEs with career totals of 126 receptions for 1,571 yards and 21 TDs
- Unanimous All-America and All-Pac 10 selection as a senior, finishing with 59 receptions for 741 yards and 10 TDs
- Majored in history

## PERSONAL

- Attended Poly (Long Beach, Calif.) High
- Played QB as a freshman before moving to TE for final three seasons
- Had 44 receptions for 710 yards and seven sacks at DE as a senior
- Established the Mercedes Lewis Foundation in 2009 to support youth by awarding scholarships to those that wouldn't be able to participate in sports without financial assistance ... The ultimate goal is to send a child from Long Beach to college on a full scholarship on an annual basis

REGULAR SEASON CAREER STATISTICS							
YEAR	TEAM	GP/GS	NO	YDS	AVG	LG	TD
2006	JAX	15/3	13	126	9.7	31	1
2007	JAX	16/16	37	391	10.6	25	2
2008	JAX	16/15	41	489	11.9	30t	2
2009	JAX	15/15	32	518	16.2	47	2
2010	JAX	16/16	58	700	12.1	42t	10*
2011	JAX	15/15	39	460*	11.8	62	0
2012	JAX	16/15	52	540	10.4	26	4
2013	JAX	11/11	25	359	14.4	41	4
2014	JAX	8/8	18	206	11.4	63t	2
2015	JAX	16/16	16	226	14.1	45	0
2016	JAX	10/10	20	169	8.5	37	1
2017	JAX	2/2	0	0	0.0	0	0
<b>NFL totals:</b>		<b>12 yrs. 156/142</b>	<b>351</b>	<b>4,184</b>	<b>11.9</b>	<b>63t</b>	<b>28</b>

\* team leader

POSTSEASON CAREER STATISTICS							
YEAR	TEAM	GP/GS	NO	YDS	AVG	LG	TD
2007	JAX	2/2	6	90	15.0	34	0
<b>NFL totals:</b>		<b>11 yrs. 2/2</b>	<b>6</b>	<b>90</b>	<b>15.0</b>	<b>34</b>	<b>0</b>

CAREER HIGHS		
	GAME	SEASON
Receptions:	7 (two times, last: 12/30/12 at TEN)	58 (2010)
Receiving yards:	103 (12/30/12 at TEN)	700 (2010)
Longest reception:	63 (9/14/14 at WAS)	63 (2014)
Receiving touchdowns:	2 (four times, last: 11/18/12 at HOU)	10 (2010)

2017 GAME-BY-GAME STATISTICS						
DATE	OPP	RECs	YDS	AVG.	LG	TD
09/10	at Houston	0	0	0.0	0	0
09/17	vs. Tennessee	0	0	0.0	0	0
09/24	vs. Baltimore					
10/01	at New York Jets					
10/08	at Pittsburgh					
10/15	vs. LA Rams					
10/22	at Indianapolis					
	BYE WEEK					
11/05	vs. Cincinnati					
11/12	vs. LA Chargers					
11/19	at Cleveland					
11/26	at Arizona					
12/03	vs. Indianapolis					
12/10	vs. Seattle					
12/17	vs. Houston					
12/24	at San Francisco					
12/31	at Tennessee					
<b>2017 totals:</b>		<b>0</b>	<b>0</b>	<b>0.0</b>	<b>0</b>	<b>0</b>

2016 GAME-BY-GAME STATISTICS						
DATE	OPP	RECs	YDS	AVG.	LG	TD
09/11	vs. Green Bay	2	48	24.0	37	0
09/18	at San Diego	2	17	8.5	13	1
09/25	vs. Baltimore	3	20	6.7	7	0
10/02	vs. Indianapolis	1	12	12.0	12	0
	BYE WEEK					
10/16	at Chicago	0	0	0.0	0	0
10/23	vs. Oakland	1	11	11.0	11	0
10/27	at Tennessee	4	23	5.8	9	0
11/06	at Kansas City	2	23	11.5	17	0
11/13	vs. Houston	3	-1	-0.3	3	0
11/20	at Detroit	2	16	9.0	15	0
11/27	at Buffalo	IR				
12/04	vs. Denver	IR				
12/11	vs. Minnesota	IR				
12/18	at Houston	IR				
12/24	vs. Tennessee	IR				
01/01	at Indianapolis	IR				
<b>2016 totals:</b>		<b>18</b>	<b>153</b>	<b>8.5</b>	<b>37</b>	<b>1</b>

2015 GAME-BY-GAME STATISTICS						
DATE	GAME	RECs	YDS	AVG.	LG	TD
09/13	vs. Carolina	0	0	0.0	0	0
09/20	vs. Miami	0	0	0.0	0	0
09/27	at New England	0	0	0.0	0	0
10/04	at Indianapolis	5	40	8.0	13	0
10/11	at Tampa Bay	0	0	0.0	0	0
10/18	vs. Houston	1	8	8.0	8	0
10/25	vs. Buffalo	2	13	6.5	9	0
11/01	BYE WEEK					
11/08	at N.Y. Jets	1	27	27.0	27	0
11/15	at Baltimore	1	9	9.0	9	0
11/19	vs. Tennessee	0	0	0.0	0	0
11/29	vs. San Diego	1	24	24.0	24	0
12/06	at Tennessee	1	7	7.0	7	0
12/13	vs. Indianapolis	1	14	14.0	14	0
12/20	vs. Atlanta	1	26	26.0	26	0
12/27	at New Orleans	1	13	13.0	13	0
01/03	at Houston	1	45	45.0	45	0
<b>2015 totals:</b>		<b>16</b>	<b>226</b>	<b>14.1</b>	<b>45</b>	<b>0</b>

# MARCEDES LEWIS

## 2014 GAME-BY-GAME STATISTICS

DATE	GAME	RECs	YDS	AVG.	LG	TD
09/07	at Philadelphia	6	35	5.8	11	0
09/14	at Washington	2	71	35.5	63t	1
09/21	vs. Indianapolis			IR		
09/28	at San Diego			IR		
10/05	vs. Pittsburgh			IR		
10/12	at Tennessee			IR		
10/19	vs. Cleveland			IR		
10/26	vs. Miami			IR		
11/02	at Cincinnati			IR		
11/09	vs. Dallas			IR		
	BYE WEEK					
11/23	at Indianapolis	1	-5	-5.0	-5	0
11/30	vs. N.Y. Giants	2	8	4.0	5	0
12/07	vs. Houston	3	69	23.0	35	0
12/14	at Baltimore	2	22	11.0	17	0
12/28	vs. Tennessee	2	6	3.0	4t	1
12/28	at Houston	0	0	0.0	0	0
<b>2014 totals:</b>		<b>18</b>	<b>206</b>	<b>11.4</b>	<b>63t</b>	<b>2</b>

## 2013 GAME-BY-GAME STATISTICS

DATE	GAME	RECs	YDS	AVG.	LG	TD
09/08	vs. Kansas City			ina		
09/15	at Oakland			ina		
09/22	at Seattle			ina		
09/29	vs. Indianapolis	0	0	0.0	0	0
10/06	at St. Louis			ina		
10/13	at Denver			ina		
10/20	vs. San Diego	1	31	31.0	31	0
10/27	vs. San Francisco	1	6	6.0	6	0
	BYE WEEK					
11/10	at Tennessee	3	39	13.0	27	0
11/17	vs. Arizona	3	23	7.7	9	0
11/24	at Houston	1	18	18.0	18	0
12/01	at Cleveland	3	26	8.7	14	1
12/05	vs. Houston	2	42	21.0	41	1
12/15	vs. Buffalo	4	54	13.5	25	1
12/22	vs. Tennessee	4	50	12.5	30	1
12/29	at Indianapolis	3	70	23.3	36	0
<b>2013 totals:</b>		<b>25</b>	<b>359</b>	<b>14.4</b>	<b>41</b>	<b>4</b>

## 2012 GAME-BY-GAME STATISTICS

DATE	GAME	RECs	YDS	AVG.	LG	TD
09/09	at Minnesota	5	52	10.4	18	1
09/16	vs. Houston	0	0	0.0	0	0
09/23	at Indianapolis	1	8	8.0	8	0
09/30	vs. Cincinnati	3	32	10.7	23	1
10/07	vs. Chicago	5	24	4.8	14	0
	BYE WEEK					
10/21	at Oakland	2	20	6.7	9	0
10/28	at Green Bay	2	21	10.5	16	0
11/04	vs. Detroit	4	41	10.3	20	0
11/08	vs. Indianapolis	3	36	12.0	17	0
11/18	at Houston	3	40	13.3	26	2
11/25	vs. Tennessee	4	56	14.0	23	0
12/02	at Buffalo	4	68	17.0	24	0
12/09	vs. N.Y. Jets	1	4	4.0	4	0
12/16	at Miami	3	8	2.7	9	0
12/23	vs. New England	4	27	6.8	9	0
12/30	at Tennessee	7	103	14.7	25	0
<b>2012 totals:</b>		<b>52</b>	<b>540</b>	<b>10.4</b>	<b>26</b>	<b>4</b>

## 2011 GAME-BY-GAME STATISTICS

DATE	GAME	RECs	YDS	AVG.	LG	TD
09/11	vs. Tennessee	2	28	14.0	20	0
09/18	at N.Y. Jets			ina		
09/25	at Carolina	2	15	7.5	9	0
10/02	vs. New Orleans	3	35	12.7	18	0
10/09	vs. Cincinnati	1	6	6.0	6	0
10/16	at Pittsburgh	2	29	14.5	21	0
10/24	vs. Baltimore	1	13	13.0	13	0
10/30	at Houston	4	45	11.3	21	0
	BYE WEEK					
11/13	at Indianapolis	1	-4	-4.0	-4	0
11/20	at Cleveland	7	64	9.1	18	0
11/27	vs. Houston	4	47	11.8	25	0
12/05	vs. San Diego	3	27	9.0	12	0
12/11	vs. Tampa Bay	2	77	38.5	62	0
12/15	at Atlanta	3	30	10.0	22	0
12/24	at Tennessee	1	12	12.0	12	0
01/01	vs. Indianapolis	3	33	11.0	16	0
<b>2011 totals:</b>		<b>39</b>	<b>460</b>	<b>11.8</b>	<b>62</b>	<b>0</b>

## 2010 GAME-BY-GAME STATISTICS

DATE	GAME	RECs	YDS	AVG.	LG	TD
09/12	vs. Denver	2	31	15.5	21t	2
09/19	at San Diego	5	70	14.0	26	0
09/26	vs. Philadelphia	3	15	5.0	7	0
10/03	vs. Indianapolis	2	22	11.0	15t	1
10/10	at Buffalo	4	54	13.5	27t	2
10/18	vs. Tennessee	4	39	9.8	15	0
10/24	at Kansas City	3	44	14.7	26	0
10/31	at Dallas	2	51	25.5	42t	2
	BYE WEEK					
11/14	vs. Houston	5	53	10.6	18	0
11/21	vs. Cleveland	5	66	13.2	17	1
11/28	at N.Y. Giants	3	36	12.0	16	0
12/05	at Tennessee	3	36	12.0	20	0
12/12	vs. Oakland	4	57	14.3	20	1
12/19	at Indianapolis	6	63	10.5	25	0
12/26	vs. Washington	3	37	12.3	26	0
01/02	at Houston	4	26	6.5	11	1
<b>2010 totals:</b>		<b>58</b>	<b>700</b>	<b>12.1</b>	<b>42</b>	<b>10</b>

## 2009 GAME-BY-GAME STATISTICS

DATE	GAME	RECs	YDS	AVG.	LG	TD
09/13	at Indianapolis	3	23	7.7	19	0
09/20	vs. Arizona	3	62	20.7	25t	1
09/27	at Houston	1	18	18.0	18	0
10/04	vs. Tennessee	4	76	19.0	33t	1
10/11	at Seattle	3	13	4.3	7	0
10/18	vs. St. Louis	1	5	5.0	5	0
	BYE WEEK					
11/01	at Tennessee	1	20	20.0	20	0
11/08	vs. Kansas City	1	3	3.0	3	0
11/15	at N.Y. Jets	2	58	29.0	33	0
11/22	vs. Buffalo	3	70	23.3	35	0
11/29	at San Francisco	3	40	13.3	22	0
12/06	vs. Houston	1	47	47.0	47	0
12/13	vs. Miami	2	30	15.0	16	0
12/17	vs. Indianapolis	4	53	13.3	25	0
12/27	at New England	0	0	0.0	0	0
01/03	at Cleveland			ina		
<b>2009 totals:</b>		<b>32</b>	<b>518</b>	<b>16.2</b>	<b>47</b>	<b>2</b>

# MARCEDES LEWIS



## 2008 GAME-BY-GAME STATISTICS

DATE	GAME	RECs	YDS	AVG.	LG	TD
09/07	at Tennessee	3	29	9.7	15	0
09/14	vs. Buffalo	1	13	13.0	13	0
09/21	at Indianapolis	2	21	10.5	12	0
09/28	vs. Houston	0	0	0.0	0	0
10/05	vs. Pittsburgh	1	24	24.0	24t	1
10/12	at Denver	3	64	21.3	30t	1
BYE WEEK						
10/26	vs. Cleveland	3	34	11.3	14	0
11/02	at Cincinnati	4	38	9.5	21	0
11/09	at Detroit	4	64	16.0	29	0
11/16	vs. Tennessee	1	19	19.0	19	0
11/23	vs. Minnesota	4	41	10.3	21	0
12/01	at Houston	2	37	18.5	20	0
12/07	at Chicago	4	43	10.8	27	0
12/14	vs. Green Bay	2	7	3.5	5	0
12/28	vs. Indianapolis	6	55	9.2	14	0
12/28	at Baltimore	1	0	0.0	0	0
<b>2008 totals:</b>		<b>41</b>	<b>489</b>	<b>11.9</b>	<b>30</b>	<b>2</b>



## 2007 GAME-BY-GAME STATISTICS

DATE	GAME	RECs	YDS	AVG.	LG	TD
09/09	vs. Tennessee	4	35	8.8	15	0
09/16	vs. Atlanta	2	39	19.5	25	0
09/23	at Denver	3	44	14.7	18	0
BYE WEEK						
10/07	at Kansas City	3	13	4.3	6	0
10/14	vs. Houston	2	30	15.0	16	0
10/22	vs. Indianapolis	2	13	6.5	8	0
10/28	at Tampa Bay	0	0	0.0	0	0
11/04	at New Orleans	4	46	11.5	21	0
11/11	at Tennessee	1	8	8.0	8	0
11/18	vs. San Diego	1	1	1.0	1t	1
11/25	vs. Buffalo	5	57	11.4	24	0
12/02	at Indianapolis	5	42	8.4	13	1
12/09	vs. Carolina	3	25	8.3	13	0
12/16	at Pittsburgh	2	38	19.0	20	0
12/23	vs. Oakland	0	0	0.0	0	0
12/30	at Houston	0	0	0.0	0	0
<b>2007 totals:</b>		<b>37</b>	<b>391</b>	<b>10.6</b>	<b>25</b>	<b>2</b>



## 2006 GAME-BY-GAME STATISTICS

DATE	GAME	RECs	YDS	AVG.	LG	TD
09/10	vs. Dallas	ina				
09/18	vs. Pittsburgh	0	0	0.0	0	0
09/24	at Indianapolis	0	0	0.0	0	0
10/01	at Washington	2	40	20.0	31	0
10/08	vs. N.Y. Jets	0	0	0.0	0	0
BYE WEEK						
10/22	at Houston	0	0	0.0	0	0
10/29	at Philadelphia	0	0	0.0	0	0
11/05	vs. Tennessee	2	11	5.5	6	0
11/12	vs. Houston	1	6	6.0	6	0
11/20	vs. N.Y. Giants	1	9	9.0	9	0
11/26	at Buffalo	1	1	1.0	1t	1
12/03	at Miami	0	0	0.0	0	0
12/10	vs. Indianapolis	1	19	19.0	19	0
12/17	at Tennessee	3	27	9.0	14	0
12/24	vs. New England	0	0	0.0	0	0
12/31	at Kansas City	2	13	9.7	31	1
<b>2006 totals:</b>		<b>13</b>	<b>126</b>	<b>9.7</b>	<b>31</b>	<b>1</b>



# BRANDON LINDER

## 65 BRANDON LINDER

OFFENSIVE LINEMAN

6-6 315 LBS.


MIAMI (FLA.)

BORN JANUARY 25, 1992

SOUTHWEST RANCHES, FLORIDA

ACQ: 3RD ROUND OF 2014 DRAFT (93RD)

EXP: 4TH YEAR



### TRANSACTIONS

Originally drafted in the third round (93rd overall) of the 2014 draft ... Placed on injured reserve on 10/5/15

### PRO (Games played/started - 34/34)

- Switched from RG to C prior to the 2016 season
- First player from the University of Miami ever drafted by the Jaguars
- Became 24th offensive lineman drafted by the Jaguars in franchise history

### 2017 (w/ JAX - 2/2)

Selected as an offensive captain by his teammates for the 2017 season

- **9/10 at HOU:** Started at C and helped pave the way for the team to rush for 155 yards ... Did not allow a sack
- **9/17 vs. TEN:** Started at C

### 2016 (w/ JAX - 14/14)

Part of an offensive line that allowed its fewest sacks since 2007 (34)

- **9/11 vs. G.B.:** Made his first career start at C in team's season opener
- **9/18 at S.D.:** Started at C
- **9/25 vs. BAL:** Inactive (knee)
- **10/2 vs. IND:** Started at C, helping the team rush for 136 yards
- **10/16 at CHI:** Started at C
- **10/23 vs. OAK:** Started at C
- **10/27 at TEN:** Started at C
- **11/6 at K.C.:** Started at C, helping the team rush for a season-high 205 yards
- **11/13 vs. HOU:** Started at C
- **11/20 at DET:** Started at C and was part of an offensive line that did not allow a sack
- **11/27 at BUF:** Started at C
- **12/4 vs. DEN:** Started at C and helped the team rush for 154 yards
- **12/11 vs. MIN:** Inactive (ankle)
- **12/18 at HOU:** Started at C
- **12/24 vs. TEN:** Started at C
- **1/1 at IND:** Started at C, only to play seven snaps, before leaving the game with a concussion and not returning

### 2015 (w/ JAX - 3/3)

Placed on season-ending IR because of surgery to repair a labral tear in his left shoulder after injury suffered in Week 3

- **9/13 vs. CAR:** Started at RG to kick off his second season with the Jaguars
- **9/20 vs. MIA:** Helped the Jaguars rush for 123 yards and did not allow a sack

### 2014 (w/ JAX - 15/15)

Started 15 games at RG as a rookie ...Part of OL that helped club finish sixth in the NFL in average per rush (4.5)

- **9/7 at PHI:** Started at RG in his NFL debut, one of three Jaguars rookies to start on opening day (WR **Marqise Lee**, WR **Allen Hurns**)
- **10/19 vs. CLE:** Helped pave the way for an offense that rushed for a season-high 185 yards on 35 carries and 176 yards on **10/26 vs. MIA**, the first time since 2010 the club eclipsed 150-plus rushing yards in back-to-back games
- **12/28 at HOU:** Started at RG and was part of OL that helped team produce 121 yards on 14 carries (8.6 avg.)

### COLLEGE (at Miami (Fla.), 2010-13)

- Four-year starter and started 42 games (37 at RG, 2 at LT, 3 at C)
- Finished career with 35 TD-resulting blocks and 275 key blocks/knockdowns
- As a senior, named team's Most Valuable Player after leading team with 90 percent grade for blocking consistency, 11 TD-resulting blocks and 84 knockdowns
- Majored in health education

### PERSONAL

- Attended St. Thomas Aquinas High School in Ft. Lauderdale, Fla.
- Named U.S. Army All-American and was rated the third-best center in the country by Rivals.com
- Helped team compile a 28-1 record during his final two seasons and captured the Class 5A state title as a junior
- Twitter handle is @BrandonLinder65

# MAX MCCAFFREY

19

## MAX MCCAFFREY

WIDE RECEIVER

6-2 200 LBS.


DUKE

BORN MAY 17, 1994

HIGHLANDS RANCH, COLORADO

ACQ: PRACTICE SQUAD (NEW ORLEANS) 2017

EXP: 1ST YEAR



### TRANSACTIONS

Originally signed by Oakland as an undrafted free agent on 5/10/16 ... Waived on 8/29/16 ... Signed by Green Bay to the practice squad on 12/20/16 ... Promoted to the 53-man active roster on 1/21/16 ... Waived on 9/2/17 ... Signed by New Orleans to the practice squad on 9/4/17 ... Signed by Jacksonville from New Orleans' practice squad on 9/12/17

### PRO (Games played/started - 1/0)

- Spent his rookie training camp in Oakland before participating on Green Bay's practice squad to conclude the season
- Activated for Green Bay's NFC Championship Game versus Atlanta, but did not play

### 2017 (w/ JAX - 1/0)

- **9/10 at HOU:** Not with team
- **9/17 vs. TEN:** Saw one snap at WR

### COLLEGE (at Duke, 2012-16)

- Lettered four seasons and played in 53 games with 38 starts
- Collegiate career totals include 117 receptions for 1,341 yards and 12 TDs
- Represented Duke in the NFLPA Collegiate Bowl in 2016

### PERSONAL

- Son of Ed and Lisa McCaffrey
- Brother, Christian, is a rookie RB with Carolina
- Lettered three seasons at Valor Christian (Colorado)

### 2017 GAME-BY-GAME STATISTICS

DATE	OPP	RECS	YDS	AVG.	LG	TD
09/10	at Houston		---			
09/17	vs. Tennessee	0	0	0.0	0	0
09/24	vs. Baltimore					
10/01	at New York Jets					
10/08	at Pittsburgh					
10/15	vs. LA Rams					
10/22	at Indianapolis					
	BYE WEEK					
11/05	vs. Cincinnati					
11/12	vs. LA Chargers					
11/19	at Cleveland					
11/26	at Arizona					
12/03	vs. Indianapolis					
12/10	vs. Seattle					
12/17	vs. Houston					
12/24	at San Francisco					
12/31	at Tennessee					
<b>2017 totals:</b>		<b>0</b>	<b>0</b>	<b>0.0</b>	<b>0</b>	<b>0</b>



# LERENTEE McCRAY



## 2014 GAME-BY-GAME STATISTICS

DATE	OPP	TKL	SOLO	ASST	TFL	SACKS	ST	FF	FR	INT	PD
09/07	vs. Indianapolis	1	1	0	0	0.0	0	0	0	0	0
09/14	vs. Kansas City	0	0	0	0	0.0	0	0	0	0	0
09/21	at Seattle				ina						
09/28	BYE WEEK										
10/05	vs. Arizona				ina						
10/12	at New York Jets				ina						
10/19	vs. San Francisco	2	1	1	0	0.0	0	0	0	0	0
10/23	vs. San Diego	0	0	0	0	0.0	0	0	0	0	0
11/02	at New England	0	0	0	0	0.0	0	0	0	0	0
11/09	at Oakland	0	0	0	0	0.0	0	0	0	0	0
11/16	at St. Louis	0	0	0	0	0.0	0	0	0	0	0
11/23	vs. Miami	0	0	0	0	0.0	0	0	0	0	0
11/30	at Kansas City	0	0	0	0	0.0	0	0	0	0	0
12/07	vs. Buffalo	0	0	0	0	0.0	0	0	0	0	1
12/14	at San Diego	0	0	0	0	0.0	0	0	0	0	0
12/22	at Cincinnati	1	1	0	0	0.0	0	0	0	0	0
12/28	vs. Oakland	2	1	1	0	1.0	0	1	0	0	0
<b>2014 totals:</b>		<b>6</b>	<b>4</b>	<b>2</b>	<b>0</b>	<b>1.0</b>	<b>0</b>	<b>1</b>	<b>0</b>	<b>0</b>	<b>0</b>
01/11	vs. Indianapolis	2	1	1	0	0.0	0	0	0	0	0
<b>Postseason totals:</b>		<b>2</b>	<b>1</b>	<b>1</b>	<b>0</b>	<b>0.0</b>	<b>0</b>	<b>0</b>	<b>0</b>	<b>0</b>	<b>0</b>

# JASON MYERS

2

## JASON MYERS

KICKER

5-10 190 LBS.


MARIST

BORN MAY 12, 1991

CHULA VISTA, CALIFORNIA

ACQ: FREE AGENT 2015

EXP: 3RD YEAR



### TRANSACTIONS

Originally signed by Jacksonville as a first-year free agent on 3/3/15

### PRO (Games played/started - 33/0)

- Spent time with Arizona and San Jose of the Arena Football League in 2014
- Assumed the team's kicking duties prior to the 2015 season

### 2017 (w/ JAX - 2/0)

- 9/10 at HOU:** Connected on three of four field goals with a long field goal of 42 yards ... Was two of three on his PATs
- 9/17 vs. TEN:** Converted on his only PAT attempt and a 43-yard FG

### 2016 (w/ JAX - 16/0)

Converted 27 of 34 field goals, the fourth-most made FGs in a single season in franchise history ... Kicked 60 touchbacks on 76 kickoffs for a league-best 78.9 touchback percentage (min. 10 attempts)

- 9/11 vs. G.B.:** Converted on FGs of 26, 39 and 50 yards and made both PATs for 11 total points
- 9/18 at S.D.:** Went 2-for-2 on PATs and missed a 54-yard FG attempt
- 9/25 vs. BAL:** Converted on a 49-yard FG and made two PATs
- 10/2 vs. IND:** Made FGs from 22, 46 and 49 yards and went 3-for-3 on PATs
- 10/16 at CHI:** Converted a 30-yard FG in the fourth quarter and went 2-for-2 on PATs
- 10/23 vs. OAK:** Converted on FGs of 23, 37, and 44 yards and made one his lone PAT for a total of 10 points
- 10/27 at TEN:** Converted two PAT attempts
- 11/6 at K.C.:** Converted two PAT attempts and missed a 54-yard FG attempt
- 11/13 vs. HOU:** Converted FGs of 54 and 44 yards, and made his lone PAT attempt
- 11/20 at DET:** Made FGs from 27 and 52 yards
- 11/27 at BUF:** Converted on all three PAT attempts
- 12/4 vs. DEN:** Converted on a 47-yard FG and one PAT attempt
- 12/11 vs. MIN:** Made 3-of-5 FG attempts, including a season-long 55-yarder in the second quarter
- 12/18 at HOU:** Converted on field goals of 26 and 50 yards and two PAT attempts
- 12/24 vs. TEN:** Converted on field goals of 29, 48, 50 and 56 yards
- 1/1 at IND:** Made 2-of-4 FG attempts and converted on two PAT attempts

### 2015 (w/ JAX - 16/0)

His 26 made FGs are the fourth-most in a season in franchise history and his 110 points scored (26 FGs, 32 PATs) are the fifth-most in a season in club history ... His 86.7 FG percentage is the highest career FG percentage in Jaguars history (min. 30 attempts) and the highest by a Jaguars first-year player

- 9/13 vs. CAR:** Converted his first NFL kick from 22 yards
- 9/20 vs. MIA:** Went three-for-three on field goal attempts, including a season-long 58-yarder as time expired in the first half and a 28-yard game-winner with 40 seconds remaining in the fourth quarter ... His 58-yard FG was also second-longest in franchise history
- 9/27 at N.E.:** Made a 40-yard FG and went 2-for-2 on PATs
- 10/4 at IND:** Went 2-for-4 on FGs and 1-for-1 on PATs
- 10/11 at T.B.:** Connected on a 31-yard attempt and went 4-for-4 on PATs
- 10/18 vs. HOU:** Went 2-for-3 on PAT attempts
- 10/25 vs. BUF:** Went 4-for-5 on PAT attempts
- 11/8 at NYJ:** Converted on field goal attempts from 45, 39 and 35 yards, and went 2-for-2 on PATs
- 11/15 at BAL:** Converted on 3-of-4 FGs, including the game-winning 53-yarder with no time left on the clock
- 11/19 vs. TEN:** Went 4-for-4 on FGs, converting on attempts from 20, 31, 32 and 36 yards
- 11/29 vs. S.D.:** Went 4-for-4 on FGs, converting on attempts from 22, 27, 28 and 55 yards
- 12/6 at TEN:** Went 3-for-5 on extra point attempts
- 12/13 vs. IND:** Converted on his only FG attempt from 46 yards and went 6-for-7 on extra points
- 12/20 vs. ATL:** Converted on two extra points and a 42-yard field goal
- 12/27 at N.O.:** Converted his only extra point attempt
- 1/3 at HOU:** Converted on field goal attempts from 43 and 34 yards

### COLLEGE (at Marist, 2009-12)

- Four-year letterman who also served as team's punter as a senior
- As a senior, made 5 of 10 FGs in final season with a long of 40 yards and averaged 39.0 yards on 56 punts with 16 downed inside the 20

### PERSONAL

- Attended Mater Dei Catholic (Calif.) High School
- Four-year letterman in football and soccer and also played baseball
- Named Mesa Kicker of the Year as a senior
- Named South Bay Kicker of the Year as a junior
- Played on the state championship soccer team as a senior and was named San Diego Division IV CIF Player of the Year
- Son of Donny and Mary Myers
- Married to the former Katie Glomb
- Twitter handle is @JayMy\_31

### REGULAR SEASON CAREER STATISTICS

YEAR	TEAM	GP	PAT	ATT	FG	FGA	PCT	LG	PTS
2015	JAX	16	32	39	26	30	86.7	58	110
2016	JAX	15	29	32	27	34	79.4	56	110
2017	JAX	2	3	4	4	5	80.0	43	15
<b>NFL totals: 3 yrs.</b>		<b>33</b>	<b>64</b>	<b>75</b>	<b>57</b>	<b>69</b>	<b>82.6</b>	<b>58</b>	<b>235</b>

### CAREER HIGHS

	GAME	SEASON
<b>PATs made:</b>	6 (12/13/15 vs. IND)	32 (2015)
<b>PAT attempts:</b>	7 (12/13/15 vs. IND)	39 (2015)
<b>Field goals made:</b>	4 (three times, last: 12/24/16 vs. TEN)	26 (2015)
<b>Field goal attempts:</b>	4 (four times, last: 1/1/17 at IND)	30 (2015 & 2016)
<b>Longest field goal:</b>	58 (9/20/15 vs. MIA)	58 (2015)
<b>Points:</b>	14 (12/24/16 vs. Ten.)	110 (2015, 2016)

### 2017 GAME-BY-GAME STATISTICS

DATE	OPP	GP	PAT	ATT	FG	FGA	PCT	LG	PTS
09/10	at Houston	1	2	3	3	4	75.0	42	11
09/17	vs. Tennessee	1	1	1	1	1	100.0	43	4
09/24	vs. Baltimore								
10/01	at New York Jets								
10/08	at Pittsburgh								
10/15	vs. LA Rams								
10/22	at Indianapolis								
	BYE WEEK								
11/05	vs. Cincinnati								
11/12	vs. LA Chargers								
11/19	at Cleveland								
11/26	at Arizona								
12/03	vs. Indianapolis								
12/10	vs. Seattle								
12/17	vs. Houston								
12/24	at San Francisco								
12/31	at Tennessee								
<b>2017 totals:</b>		<b>2</b>	<b>3</b>	<b>4</b>	<b>4</b>	<b>5</b>	<b>80.0</b>	<b>43</b>	<b>15</b>

### 2016 GAME-BY-GAME STATISTICS

DATE	OPP	GP	PAT	ATT	FG	FGA	PCT	LG	PTS
09/11	vs. Green Bay	1	2	2	3	3	100.0	50	11
09/18	at San Diego	1	2	2	0	1	0.0	-	2
09/25	vs. Baltimore	1	2	2	1	2	50.0	49	5
10/02	vs. Indianapolis	1	3	3	3	3	100.0	49	12
	BYE WEEK								
10/16	at Chicago	1	2	2	1	1	100.0	30	5
10/23	vs. Oakland	1	1	1	3	3	100.0	44	10
10/27	at Tennessee	1	2	2	0	0	0.0	-	2
11/06	at Kansas City	1	2	2	0	1	0.0	-	2
11/13	vs. Houston	1	1	1	2	2	100.0	54	7
11/20	at Detroit	1	1	2	2	2	100.0	52	7
11/27	at Buffalo	1	3	3	0	0	0.0	-	3
12/04	vs. Denver	1	1	1	1	1	100.0	47	4
12/11	vs. Minnesota	1	1	1	3	5	60.0	55	10
12/18	at Houston	1	2	2	2	2	100.0	50	8
12/24	vs. Tennessee	1	2	4	4	4	100.0	56	14
01/01	at Indianapolis	1	2	2	2	4	50.0	47	8
<b>2016 totals:</b>		<b>16</b>	<b>29</b>	<b>32</b>	<b>27</b>	<b>34</b>	<b>79.4</b>	<b>56</b>	<b>110</b>

# JASON MYERS



## 2015 GAME-BY-GAME STATISTICS

DATE	OPP	GP	PAT	ATT	FG	FGA	PCT	LG	PTS
09/13	vs. Carolina	1	0	1	1	2	50.0	22	3
09/20	vs. Miami	1	2	2	3	3	100.0	58	11
09/27	at New England	1	2	2	1	1	100.0	40	5
10/04	at Indianapolis	1	1	1	2	4	50.0	32	7
10/11	at Tampa Bay	1	4	4	1	1	100.0	31	7
10/18	vs. Houston	1	2	3	0	0	0.0	0	2
10/25	vs. Buffalo	1	4	5	0	0	0.0	0	4
	BYE WEEK								
11/08	at N.Y. Jets	1	2	2	3	3	100.0	45	11
11/15	at Baltimore	1	1	1	3	4	75.0	53	10
11/19	vs. Tennessee	1	1	1	4	4	100.0	36	13
11/29	vs. San Diego	1	1	2	4	4	100.0	51	13
12/06	at Tennessee	1	3	5	0	0	0.0	0	3
12/13	vs. Indianapolis	1	6	7	1	1	100.0	46	9
12/20	vs. Atlanta	1	2	2	1	1	100.0	42	5
12/27	at New Orleans	1	1	1	0	0	0.0	0	1
01/03	at Houston	1	0	0	2	2	100.0	43	6
<b>2015 totals:</b>		<b>16</b>	<b>32</b>	<b>39</b>	<b>26</b>	<b>30</b>	<b>86.7</b>	<b>58</b>	<b>110</b>



# RYAN NASSIB

4

## RYAN NASSIB

QUARTERBACK

6-2 223 LBS


SYRACUSE

BORN MARCH 10, 1990

WEST CHESTER, PENNSYLVANIA

ACQ: FREE AGENT 2017

EXP: 5TH YEAR



### TRANSACTIONS

Originally drafted by the New York Giants in the fourth round (110th overall) of the 2013 NFL Draft ... Signed by New Orleans on 6/13/17 ... Released by New Orleans on 9/2/17 ... Signed by Jacksonville on 9/18/17

### PRO (Games played/started - 5/0)

Fifth-year QB has completed 9 of 10 passes for 128 yards and one TD in five career games with the New York Giants

#### 2017 (w/ JAX - 0/0)

Signed with the team prior to the teams Week 3 game vs. Baltimore

#### 2016 (w/ NYG - 0/0)

Active for 12 games, but did not play and was placed on injured/reserve on 12/20/16

#### 2015 (w/ NYG - 1/0)

- 12/27 at MIN: Completed 5-of-5 passes for 68 yards and one TD

#### 2014 (w/ NYG - 4/0)

Appeared in 4 games and completed 4-of-5 passes for 60 yards

#### 2013 (w/ NYG - 0/0)

Inactive for all 16 regular season games

### COLLEGE (at Syracuse, 2009-12)

- Four-year letterman at Syracuse University and played under Jaguars Head Coach **Doug Marrone**, who served as Syracuse's head coach from 2009-12
- Holds school records for passing yards (9,190), completions (791), pass attempts (1,312) and ranks second in TD passes (70)
- Broke many of the school's records in 2012, including total offense (6,188 yards), yards per game (476.0), passing yards (3,757), TD passes (26), completions (295) and first downs (328).

### PERSONAL

- Attended Malvern Prep
- Native of West Chester, Pa.
- Brother, Carl, plays DE for the Cleveland Browns

### REGULAR SEASON CAREER STATISTICS

		PASSING									
YEAR	TEAM	P/S	COMP	ATT	PCT	YDS	AVG	TD	INT	SK	RTG
2013	NYG	0/0	0	0	0.0	0	0.0	0	0	0	0.0
2014	NYG	4/0	4	5	80.0	60	12.0	0	0	2	116.7
2015	NYG	1/0	5	5	100.0	68	13.6	1	0	0	158.3
2016	NYG	0/0	0	0	0.0	0	0.0	0	0	0	0.0
2017	JAX	0/0	0	0	0.0	0	0.0	0	0	0	0.0
<b>NFL totals: 5 yrs.</b>		<b>5/0</b>	<b>9</b>	<b>10</b>	<b>90.0</b>	<b>128</b>	<b>12.8</b>	<b>1</b>	<b>0</b>	<b>2</b>	<b>152.1</b>



# YANNICK NGAKOUE

## 91 YANNICK NGAKOUE

DEFENSIVE END

6-2 246 LBS.

MARYLAND

BORN MARCH 31, 1995

BOWIE, MARYLAND

ACQ: 3RD ROUND OF 2016 DRAFT (69TH)

EXP: 2ND YEAR



### TRANSACTIONS

Originally drafted by Jacksonville in the third round (69th overall) of the 2016 NFL Draft

### PRO (Games played/started - 18/17)

- Made his NFL debut in team's season opener in 2016
- Owns the franchise rookie record for sacks in a single season (8.0)
- Of his 10.0 career sacks, six have been strip-sacks

### 2017 (w/ JAX - 2/2)

- **9/10 at HOU:** Started at DE and recorded four tackles (three solo), two strip-sacks and one fumble recovery
- **9/17 vs. TEN:** Assisted on one tackle

### 2016 (w/ JAX - 16/15)

One of two Jaguars rookies (**Jeremy Mincey**) to post 8.0-plus sacks, four-plus forced fumbles and at least one INT in a single season ... Finished second in the NFL behind S.D.'s **Joey Bosa** with 8.0 sacks by a rookie ... Joins K.C.'s **Tamba Hali** (2006), BAL's **Terrell Suggs** (2003), CAR's **Julius Peppers** (2002) and S.F.'s **Charles Haley** (1986) as the only rookies to post 8.0-plus tackles, four-plus forced fumbles and at least one INT in their rookie season

- **9/11 vs. G.B.:** Made two tackles (one solo) in NFL and Jaguars debut
- **9/18 at S.D.:** Made his first career start at LEO and made three tackles (two solo), including his first career sack-fumble in the second quarter
- **9/25 vs. BAL:** Registered his second consecutive game with a sack-fumble ... One of three players to register a sack and a forced fumble in consecutive games this season, joining BUF's **Lorenzo Alexander** and WAS' **Trent Murphy**
- **10/2 vs. IND:** Registered four tackles, including 1.0 sack, as well as his first career interception and third career forced fumble ... Only NFL player this season to register a sack, forced fumble and an interception in the same game
- **10/16 at CHI:** Started at LEO and made 1.0 sack, becoming the first rookie in team history to register a sack in four consecutive games ... Fourth player in Jaguars history to register a sack in four consecutive games (**Tony Brackens**, **Rob Meier** and **Gary Walker**)
- **10/23 vs. OAK:** Started at LEO and totaled two solo tackles
- **10/27 at TEN:** Started at LEO and recorded a QB hit
- **11/6 at K.C.:** Started at LEO and made one solo tackle and three QB hits
- **11/13 vs. HOU:** Started at LEO, making one solo tackle and one pass defended
- **11/20 at DET:** Started at LEO and tallied one solo tackle, a five-yard sack of QB **Matthew Stafford**
- **11/27 at BUF:** Started at LEO and picked up his sixth sack of the season, along with two tackles (one solo)
- **12/4 vs. DEN:** Started at LEO and exited the game with an ankle injury
- **12/11 vs. MIN:** Started at LEO and made one solo tackle and registered a forced fumble
- **12/18 at HOU:** Started at LEO and made one solo tackle
- **12/24 vs. TEN:** Started at LEO and registered 1.0 sack, with seventh sack tying team record for a rookie
- **1/1 at IND:** Started at LEO and registered two solo tackles, 1.0 sack and one tackle for a loss ... His eighth sack of the season to break rookie record held by Tony Brackens (7 in 1996)

### COLLEGE (at Maryland, 2013-15)

- As a senior, selected First Team All-Big Ten by coaches and media
- Set Maryland's single-season sack record (13.5), breaking a record set by Mark Duda (1982) and Bruce Palmer (1978)
- Ranked second nationally in sacks per game
- Appeared in all 13 games as a true freshman

### PERSONAL

- Son of Marlene Chantelly
- Honor roll student
- Worked as a volunteer with the homeless and helped mentor children
- Majored in African American studies
- Attended Friendship Collegiate Academy (Washington, D.C.)
- Named a first team Parade All-America and the 2012 D.C. Gatorade Player of the Year
- Rated a four-star recruit by Rivals, No. 11 OLB
- Helped lead the school to the DCSAA title as a senior

### REGULAR SEASON CAREER STATISTICS

YEAR	TEAM	GP/GS	TKL	SOLO	ASST	SACKS	FF	FR	PD	TFL
2016	JAX	16/15	23	20	3	8.0*	4	0	2	6
2017	JAX	2/2	5	3	2	2.0	2	1	0	0
<b>NFL totals: 1 yr.</b>		<b>18/17</b>	<b>28</b>	<b>23</b>	<b>5</b>	<b>10.0</b>	<b>6</b>	<b>1</b>	<b>2</b>	<b>6</b>

\*Team rookie record

### 2017 GAME-BY-GAME STATISTICS

DATE	OPP	TKL	SOLO	ASST	ST	SACKS	FF	FR	PD	TFL
09/10	at Houston	4	3	1	0	2.0	2	1	0	0
09/17	vs. Tennessee	1	0	1	0	0.0	0	0	0	0
09/24	vs. Baltimore									
10/01	at New York Jets									
10/08	at Pittsburgh									
10/15	vs. LA Rams									
10/22	at Indianapolis									
	BYE WEEK									
11/05	vs. Cincinnati									
11/12	vs. LA Chargers									
11/19	at Cleveland									
11/26	at Arizona									
12/03	vs. Indianapolis									
12/10	vs. Seattle									
12/17	vs. Houston									
12/24	at San Francisco									
12/31	at Tennessee									
<b>2017 totals:</b>		<b>5</b>	<b>3</b>	<b>2</b>	<b>0</b>	<b>2.0</b>	<b>2</b>	<b>1</b>	<b>0</b>	<b>0</b>

### 2016 GAME-BY-GAME STATISTICS

DATE	OPP	TKL	SOLO	ASST	ST	SACKS	FF	FR	PD	TFL
09/11	vs. Green Bay	2	1	1	0	0.0	0	0	0	0
09/18	at San Diego	3	2	1	0	1.0	1	0	0	0
09/25	vs. Baltimore	1	1	0	0	1.0	1	0	0	0
10/02	vs. Indianapolis	4	4	0	0	1.0	1	0	1	1
	BYE WEEK									
10/16	at Chicago	1	1	0	0	1.0	0	0	0	1
10/23	vs. Oakland	2	2	0	0	0.0	0	0	0	0
10/27	at Tennessee	0	0	0	0	0.0	0	0	0	0
11/06	at Kansas City	1	1	0	0	0.0	0	0	0	0
11/13	vs. Houston	1	1	0	0	0.0	0	0	1	0
11/20	at Detroit	1	1	0	0	1.0	0	0	0	1
11/27	at Buffalo	2	1	1	0	1.0	0	0	0	1
12/04	vs. Denver	0	0	0	0	0.0	0	0	0	0
12/11	vs. Minnesota	1	1	0	0	0.0	1	0	0	0
12/18	at Houston	1	1	0	0	0.0	0	0	0	0
12/24	vs. Tennessee	1	1	0	0	1.0	0	0	0	1
31/01	at Indianapolis	2	2	0	0	1.0	0	0	0	1
<b>2016 totals:</b>		<b>23</b>	<b>20</b>	<b>3</b>	<b>0</b>	<b>8.0</b>	<b>4</b>	<b>0</b>	<b>2</b>	<b>6</b>

**Additional statistics:** One interception on 10/2 vs. IND, seven-yard return

# BRAD NORTMAN

## 3 BRAD NORTMAN

PUNTER

6-2 214 LBS.

WISCONSIN

BORN SEPTEMBER 12, 1989

BROOKFIELD, WISCONSIN

ACQ: UFA (CAROLINA) 2016

EXP: 6TH YEAR



### TRANSACTIONS

Originally selected by Carolina in the sixth round (207th overall) of the 2012 NFL Draft ... Signed as an unrestricted free agent by Jacksonville on 3/10/15

### PRO (Games played/started - 82/0, 6/0)

- Sixth-year punter has played in Carolina and Jacksonville
- Played in six postseason games, including Super Bowl 50

### 2017 (w/ JAX - 2/0)

- **9/10 at HOU:** Punted four times for 187 yards (46.8 avg.) with a net average of 36.5 yards and a long punt of 61 yards
- **9/17 vs. TEN:** Punted five times for 246 yards (49.2 avg.) with a long punt of 59 yards

### 2016 (w/ JAX - 16/0)

- **9/11 vs. G.B.:** Made Jaguars debut and punted twice for 125 yards (62.5 net avg.) and downed both inside the 5-yard line ... His 67-yard punt is the seventh-longest in franchise history
- **9/18 at S.D.:** Punted four times for 179 yards (44.8 avg.), including downing two punts inside the 20
- **9/25 vs. BAL:** Punted six times for 249 yards (41.5 avg.), including two punts downed inside the 20
- **10/2 vs. IND:** Punted five times for 269 yards (53.8 avg.), including a career-long 78-yard punt in the fourth quarter, the second-longest punt in Jaguars franchise history (Bryan Barker, 83) and longest in the NFL this season ... Had one punt downed inside the 20
- **10/16 at CHI:** Punted five times for 275 yards (55.0 avg.), including a 52.2 net avg. ... Downed two punts inside the 20, including his 100th career punt inside the 20
- **10/23 vs. OAK:** Punted five times for 239 yards (47.8 avg.) including a long punt of 56 yards
- **10/27 at TEN:** Punted six times for 275 yards (45.8 avg.) and downed one punt inside the 20
- **11/6 at K.C.:** Punted four times for 167 yards (41.8 avg.) and downed one punt inside the 20 ... Talled one special teams tackle
- **11/13 vs. HOU:** Punted three times for 115 yards
- **11/20 at DET:** Punted six times for 245 yards (40.8 avg.) and downed a career-high four punts inside the 20
- **11/27 at BUF:** Punted six times for 273 yards (45.5 avg., 31.7 net avg.), including two punts downed inside the 20 and a long of 61
- **12/4 vs. DEN:** Punted eight times for 369 yards (46.1 avg., 41.1 net avg.), including a career-high-tying four downed inside the 20 and long of 65
- **12/11 vs. MIN:** Punted four times for 163 yards (40.8 avg., 38.5 net avg.), including one downed inside the 20
- **12/18 at HOU:** Punted six times for 315 yards (52.5 avg., 46.2 net avg.) including a long punt of 67 yards
- **12/24 vs. TEN:** Punted three times for 143 yards (47.7 avg., 48.3 net avg.)
- **1/1 at IND:** Punted four times for 188 yards (47.0 avg., 42.0 net avg.), landing three inside the 20-yard line

### 2015 (w/ CAR - 16/0, 3/0)

Played in all 16 games, including three playoff contests ... Season totals include 70 punts for 3,175 yards (45.4 avg.), including a 39.8 net average ... Downed 20 punts inside the 20

- **9/20 vs. HOU:** Punted five times for 377 yards for a season-best 53.9 average
- **11/15 at TEN:** Punted four times for a season-high 47.3 net average
- **02/07 vs. DEN:** Punted seven times for 315 yards (45.0 avg.) in Super Bowl 50

### 2014 (w/ CAR - 16/0, 2/0)

Played in all 16 games, including two postseason games ... Generated a gross average of 44.9 yards and net average of 36.5 yards with a career-high 26 punts inside the 20, five touchbacks, two blocks and a long of 72 yards on 72 punts ... Served as holder on extra points and field goals

- **10/19 at G.B.:** Compiled a season-high 53.9-yard gross average, the second highest of his career, on a season-high seven punts
- **11/16 vs. ATL:** Equaled second-longest punt in team history and matched career long with a 72-yard boot ... Produced a season-high 48.3-yard net average
- **1/3 vs. ARI:** Tied team record for the most punts inside the 20 in a postseason

game with three

### 2013 (w/ CAR - 16/0, 1/0)

Played in all 16 games, including one playoff contest ... Set Carolina records with a gross average of 47.8 yards, which ranked second in the NFC and fourth in the NFL, and net average of 41.6 yards, which ranked fourth in the NFC and fifth in the NFL ... Punted 70 times with a career-high 25 inside the 20, five touchbacks and a career long of 72 yards

- **11/24 at MIA:** Established a Carolina single-game record with a 56.7-yard gross average on seven punts ... Uncorked a career-long 72-yard punt, matching the second-longest punt in team history
- **12/22 vs. N.O.:** Generated a season-high net average of 47.0 yards on a season-high eight punts with two inside the 20 ... Pinned the Saints at their 2-yard line and 3-yard line
- Named NFC Special Teams Player of the Month for December, compiling a 48.1 gross average and 44.0-yard net average with eight inside the 20 and had at least one punt longer than 50 yards in all five games

### 2012 (w/ CAR - 16/0)

Recorded a gross average of 43.0 yards and net average of 36.5 yards with 20 punts inside the 20, seven touchbacks, one block of 63 yards on 76 punts

- **10/7 vs. SEA:** Booted a career-long 63-yard punt
- **11/4 at WAS:** Landed a season-high three punts inside the 20
- **11/11 vs. DEN:** Produced a season-high 50.1-yard gross average on a career-high nine punts
- **12/23 vs. OAK:** Generated a season-high 48.3-yard net average

### COLLEGE (at Wisconsin, 2008-11)

- Played in 52 games, taking over the Badgers' punting duties as a freshman
- Generated gross average of 42.1 yards and net average of 36.7 yards with 69 punts inside the 20, 19 touchbacks, four blocks and long of 76 yards on 199 punts, the fourth most in school history
- Gross average ranks as the third highest in UW history
- Thirty five punts traveled more than 50 yards and 53 resulted in fair catches
- Majored in accounting

### PERSONAL

- Attended Central High School in Brookfield, Wis.
- Ranked as the No. 4 punter in the nation by Rivals.com and No. 8 by Scout.com
- Parents are William and Jane Nortman
- Married to wife, Lexi
- Twitter handle is @BradNortmanisms



### REGULAR SEASON CAREER STATISTICS

YEAR	TEAM	GP	PUNTS	YARDS	GROSS AVG.	FC	NET AVG.	IN 20	LG	BLK	
2012	CAR	16	76	3,267	43.0	20	36.5	20	63	1	
2013	CAR	16	72	3,428	47.8	13	41.6	23	72	0	
2014	CAR	16	80	3,542	44.9	20	36.5	30	72	2	
2015	CAR	16	85	3,797	45.4	19	39.8	23	65	0	
2016	JAX	16	77	3,589	46.6	19	39.5	27	78	0	
2017	JAX	2	9	433	48.1	3	37.4	1	61	0	
<b>NFL totals:</b>		<b>6 yrs.</b>	<b>82</b>	<b>374</b>	<b>16,544</b>	<b>44.2</b>	<b>92</b>	<b>38.5</b>	<b>119</b>	<b>78</b>	<b>3</b>



### POST SEASON CAREER STATISTICS

YEAR	TEAM	GP	PUNTS	YARDS	GROSS AVG.	FC	NET AVG.	IN 20	LG	BLK	
2013	CAR	1	2	84	42.0	2	42.0	1	51	0	
2014	CAR	2	8	306	38.3	5	34.6	4	49	0	
2015	CAR	3	15	622	41.5	8	35.4	3	61	0	
<b>NFL totals:</b>		<b>5 yrs.</b>	<b>6</b>	<b>25</b>	<b>1,012</b>	<b>40.5</b>	<b>15</b>	<b>35.7</b>	<b>8</b>	<b>61</b>	<b>0</b>



### CAREER HIGHS


	GAME	SEASON
<b>Punts:</b>	9 (11/11/12 vs. Denver)	85 (2015)
<b>Yards:</b>	451 (11/11/12 vs. Denver)	3,797 (2015)
<b>Gross average:</b>	62.5 (9/11/16 vs. Green Bay)	47.8 (2013)
<b>Net average:</b>	62.5 (9/11/16 vs. Green Bay)	41.6 (2013)
<b>Inside the 20:</b>	4 (two times, last: 12/4/16 vs. DEN)	30 (2014)
<b>Long:</b>	78 (10/2/16 vs. Indianapolis)	78 (2016)



# PATRICK OMAMEH

## 77 PATRICK OMAMEH

OFFENSIVE LINEMAN  
6-4 327 LBS.  
MICHIGAN  
BORN DECEMBER 29, 1989  
COLUMBUS, OHIO  
ACQ: FREE AGENT 2016  
EXP: 5TH YEAR



### TRANSACTIONS

Originally signed with San Francisco as an undrafted rookie on 5/7/13 ... Signed by Tampa Bay from San Francisco's practice squad on 10/11/13 ... Waived by Tampa Bay on 9/4/15 ... Claimed off waivers by Chicago on 9/6/15 ... Signed with Jacksonville as a free agent on 6/2/16 ... Placed on injured reserve on 11/21/16

### PRO (Games played/started - 42/34)

- Fifth-year OG has spent time with Tampa Bay, Chicago and Jacksonville
- Began career as an undrafted free agent with San Francisco in 2013

### 2017 (w/ JAX - 2/2)

- **9/10 at HOU:** Started at LG and helped pave the way for the team to rush for 155 yards ... Did not allow a sack
- **9/17 vs. TEN:** Started at LG

### 2016 (w/ JAX - 10/7)

Placed on injured reserve on 11/21/16 after starting seven of 10 games played

- **9/11 vs. G.B.:** Played five snaps on special teams in Jaguars debut
- **9/18 at S.D.:** Saw action at LT after **Kelvin Beachum** exited the game in the third quarter
- **9/25 vs. BAL:** Saw action on special teams
- **10/2 vs. IND:** Started as an extra offensive lineman and then played 58 snaps at LG after **Luke Joeckel's** knee injury
- **10/16 at CHI:** Started at LG
- **10/23 vs. OAK:** Started at LG
- **10/27 at TEN:** Started at LG
- **11/6 at K.C.:** Started at LG, helping the team rush for a season-high 205 yards
- **11/13 vs. HOU:** Started at LG
- **11/20 at DET:** Started at LG before exiting the game with a foot injury

### 2015 (w/ CHI - 14/9)

Appeared in 14 games (9 starts) at RG

### 2014 (w/ T.B. - 16/16)

Started all 16 games at RG

- **9/7 vs. WAS:** Made NFL debut and his first career start
- **9/14 vs. STL:** Started at right guard helping pave the way for Bobby Rainey's 144-yard rushing day
- **12/28 vs. NO:** Helped pave the way for 183 rushing yards by the Buccaneers, the most the team had recorded since 2013 (11/17/13 vs. Atlanta)

### 2013 (w/ T.B. - 0/0)

Inactive all 16 games

### COLLEGE (at Michigan 2008-12)

- Started 41-of-45 games at Michigan (2008-12), including ever game his final three seasons
- Earned first-team All-Big Ten honors as a senior
- Named to the 2012 Allstate AFCA Good Works Team


### PERSONAL

- Attended St. Francis De Sales High School (Columbus, Ohio)
- Earned first-team all-state honors as a senior
- Born Patrick Omameh on December 29, 1989 in Columbus, Ohio

# JAMES O'SHAUGHNESSY

## 80 JAMES O'SHAUGHNESSY

TIGHT END  
6-4 245 LBS  
ILLINOIS STATE  
BORN JANUARY 14, 1992  
NAPERVILLE, ILLINOIS  
ACQ: WAIVERS (NEW ENGLAND) 2017  
EXP: 3RD YEAR



### TRANSACTIONS

Originally drafted by Kansas City in the fifth round (173rd overall) in the 2015 NFL Draft ... Traded to New England with a 2017 sixth-round draft selection (216th overall) in exchange for a 2017 fifth-round draft selection (183rd overall) on 4/29/17 ... Waived by New England on 9/2/17 ... Signed by Jacksonville on 9/3/17

### PRO (Games played/started - 25/6, 1/0)

Appeared in 25 games over two seasons, recording nine receptions for 104 yards

### 2017 (w/ JAX - 2/0)

- **9/10 at HOU:** Saw action at TE and recorded one reception for 18 yards and recorded one special teams tackle
- **9/17 vs. TEN:** Saw action at TE and on special teams

### 2016 (w/ K.C. - 16/3, 1/0)

Appeared in all 16 games, making three starts and recording two receptions for minus-one yard

### 2015 (w/ K.C. - 7/3, 1/0)

Appeared in all 7 games, making three starts and recorded six receptions for 87 yards ... Was placed on injured/reserve on 11/17/15

### COLLEGE (at Illinois State, 2010-14)

- Played in 49 games with 37 starts, totaling 67 receptions for 1,170 yards and 14 TDs
- Earned All-Missouri Valley Football Conference second-team honors as a senior after totaling 29 receptions for 544 yards and nine TDs

### PERSONAL

- Attended Naperville North High School
- Three-year letterman

### REGULAR SEASON CAREER STATISTICS

YEAR	TEAM	GP/GS	NO	YDS	AVG	LG	TD
2015	KC	7/3	6	87	14.5	30	0
2016	JAX	16/3	2	-1	-0.5	0	0
2017	JAX	2/0	1	18	18.0	18	0
<b>NFL totals: 3 yrs.</b>		<b>25/6</b>	<b>9</b>	<b>104</b>	<b>11.6</b>	<b>30</b>	<b>0</b>

### 2017 GAME-BY-GAME STATISTICS

DATE	OPP	RECS	YDS	AVG.	LG	TD
09/10	at Houston	1	18	18.0	18	0
09/17	vs. Tennessee	0	0	0.0	0	0
09/24	vs. Baltimore					
10/01	at New York Jets					
10/08	at Pittsburgh					
10/15	vs. LA Rams					
10/22	at Indianapolis					
	BYE WEEK					
11/05	vs. Cincinnati					
11/12	vs. LA Chargers					
11/19	at Cleveland					
11/26	at Arizona					
12/03	vs. Indianapolis					
12/10	vs. Seattle					
12/17	vs. Houston					
12/24	at San Francisco					
12/31	at Tennessee					
<b>2017 totals:</b>		<b>1</b>	<b>18</b>	<b>18.0</b>	<b>18</b>	<b>0</b>

**Additional Statistics:** one special teams tackle

# MATT OVERTON

43

## MATT OVERTON

LONG SNAPPER

6-1 243 LBS

WESTERN WASHINGTON

BORN JULY 6, 1985

SAN LEANDRO, CALIFORNIA

ACQ: FREE AGENT 2017

EXP: 6TH YEAR



### TRANSACTIONS

Originally signed by Seattle as an undrafted free agent in 2017 ... Released by the Seahawks prior to the start of the 2007 regular season ... Signed by the Tri-Cities Fever of the AF2 in 2008 ... Signed by the Florida Tuskers of the UFL in 2009 ... Signed by Seattle as a free agent on 2/10/10 ... Released by Seattle prior to the start of the 2010 regular season ... Signed by the Omaha Nighthawks of the United Football League in 2010 ... Signed as a free agent by Indianapolis on 4/2/12 ... Released on 5/1/17 ... Signed by Jacksonville on 8/3/17

### PRO (Games played/started - 82/0)

Was selected to the Pro Bowl at the conclusion of the 2013 season ... Has not missed a game in five seasons

### 2017 (w/ JAX - 2/0)

- **9/10 at HOU:** Served as the team's long snapper
- **9/17 vs. TEN:** Served as the team's long snapper

### 2016 (w/ IND - 16/0)

Participated in all 16 games and snapped of K **Adam Vinatieri**, who tied for sixth in the NFL in FG percentage (87.1) while totaling 125 points ... Also snapped for P **Pat McAfee** who registered a 49.3 punting avg., which set a career-high and led the NFL

### 2015 (w/ IND - 16/0)

Played in all 16 games, assisting Vinatieri record his 18th career 100-point season while becoming the third player in NFL history to convert 500 field goals ... Snapped for McAfee who ranked second in the NFL with a 47.7 avg. and fifth in the league with a 41.7 net avg.

### 2014 (w/ IND - 16/0, 3/0)

Played in all 16 games and all three postseason contests ... Snapped for McAfee who set franchise single-season records with a 42.8 net punting avg. and 30 punts pinned inside the 20-yard line ... Also snapped for Vinatieri who converted 30-of-31 field goals and all 50 extra points for 140 points on the season ... Both McAfee and Vinatieri were named to the Associated Press NFL All-Pro team as well as being voted to the Pro Bowl

### 2013 (w/ IND - 16/0)

Competed in all 16 games and served as the long snapper for McAfee, who averaged 46.0 yards per punt and Vinatieri who converted 35-of-40 FGs and all 34 extra point attempts ... Also added five special teams tackles ... Named to the Pro Bowl for the first time in his career

### 2012 (w/ IND - 16/0)

Appeared in all 16 games and finished third on the team with nine special teams tackles ... Snapped for McAfee, who set then-franchise records in gross punting average (48.2), net punting average (40.3), punts inside the 20 (26) and 50.0-yard gross average games (five)

### 2010 (w/ Omaha Nighthawks, UFL)

Was named the United Football League's top 10 players list in 2010, earning the recognition as the league's best long snapper

### 2009 (w/ Florida Tuskers, UFL)

Was part of a team that recorded a perfect 6-0 records while reaching the UFL Championship Game

### 2008 (w/ Tri-Cities Fever, IFL)

Was part of a team that won four games and finished fifth in the NC West

### 2007 (w/ SEA)

Signed as an undrafted free agent, but was released prior to the start of the regular season

### COLLEGE (at Western Washington, 2005-06; Diablo Valley College, 2003-04)

- Was a team captain and two-year starter at DE and LS for Western Washington
- Finished his collegiate career with 5.0 sacks, 7.5 tackles for loss, one INT, one forced fumble and seven passes defended
- Attended Diablo Valley College from 2003-04 before transferring to Western Wash-

ington

### PERSONAL


- Attended Tracy (Calif.) High School
- Was an Honorable Mention San Joaquin Athletic Association All-Star as a senior
- Started and lettered two years as an offensive guard while serving as a co-captain as a senior
- Also lettered one year in golf and baseball
- Founder/President of Pros 2 Youth, a non-profit organization based in his hometown of Tracy, Calif.
- Co-owner of Led By Pros Youth Football Academy in Omaha, Neb. with **Maurice Clarett**
- Grandson of Washington State Hall of Fame Football coach **Paul Wallroff**
- Father, Tom Overton, played college football at Cal-State Hayward. Son of Lisa Blair and has two siblings, Stefan and Nicole Overton

# JERMEY PARNELL

78

## JERMEY PARNELL

OFFENSIVE LINEMAN  
6-6 326 LBS.  
MISSISSIPPI  
BORN JULY 20, 1986  
BLYTHEVILLE, ARKANSAS  
ACQ: UFA (DALLAS) 2015  
EXP: 7TH YEAR



### TRANSACTIONS

Originally signed by New Orleans as an undrafted rookie on 5/4/09 ... Waived on 9/4/09 ... Signed by New Orleans to the practice squad on 9/6/09 ... Waived on 9/4/10 ... Claimed off waivers by Miami on 9/5/10 ... Waived on 9/25/10 ... Signed by New Orleans to the practice squad on 9/28/10 ... Signed by Dallas to the 53-man roster on 10/24/10 ... Signed by Jacksonville as an unrestricted free agent on 3/11/15

### PRO (Games played/started - 87/40)

- Seventh-year OT spent time with New Orleans, Miami and Dallas before signing with Jacksonville on 3/11/15
- Blocked for NFL's leading rusher RB **DeMarco Murray** in 2014 and did not allow a sack at RT
- Began career as an undrafted free agent with New Orleans in 2009

### 2017 (w/ JAX - 2/2)

- **9/10 at HOU:** Started at RT and helped pave the way for the team to rush for 155 yards ... Did not allow a sack
- **9/17 vs. TEN:** Started at RT

### 2016 (w/ JAX - 16/16)

Part of a unit that allowed the team's fewest sacks since 2007 (34)

- **9/11 vs. G.B.:** Started at RT in his 70th career game
- **9/18 at S.D.:** Started at RT
- **9/25 vs. BAL:** Started at RT
- **10/2 vs. IND:** Started at RT and played in all 72 offensive snaps, helping the team rush for 136 yards
- **10/16 at CHI:** Started at RT
- **10/23 vs. OAK:** Started at RT
- **10/27 at TEN:** Started at RT
- **11/6 at K.C.:** Started at RT, helping the team rush for a season-high 205 yards
- **11/13 vs. HOU:** Started at RT
- **11/20 at DET:** Started at RT and was part of an offensive line that did not allow a sack
- **11/27 at BUF:** Started at RT and helped the team rush for 183 yards
- **12/4 vs. DEN:** Started at RT and helped the team rush for 154 yards
- **12/11 vs. MIN:** Started at RT
- **12/18 at HOU:** Started at RT
- **12/24 vs. TEN:** Started at RT
- **1/1 at IND:** Started at RT, helping the team rush for 182 yards

### 2015 (w/ JAX - 15/15)

Played in 15 games with a career-high 15 starts at RT

- **9/13 vs. CAR:** Made his Jaguars debut at RT in team's season opener
- **9/20 vs. MIA:** Started at RT, helped the Jaguars rush for 123 yards and did not allow a sack
- **10/4 at IND:** Started at RT, helping RB **T.J. Yeldon** rush for 100+ yards
- **10/25 vs. BUF:** Started at RT, helping RB T.J. Yeldon rush for a season-high 115 yards
- **12/13 vs. IND:** Started at RT, helping the Jaguars rush for a season-high 154 yards

### 2014 (w/ DAL - 16/5)

Appeared in all 16 games with a career-high five starts at RT ... Also saw time on special teams and as extra OL in jumbo packages ... Had only one penalty for five yards ... Did not allow a sack ... Part of OL that ranked ninth in the NFL with 30 sacks allowed ... Blocked for Pro Bowl QB **Tony Romo** who led NFL in passer rating (113.2), completion percentage (69.9) and yards-per-attempt (8.52) ... Part of OL that blocked for NFL rushing leader RB **DeMarco Murray** who set franchise record with 1,845 rushing yards and NFL-high 2,261 yard from scrimmage ... Cowboys finished season ranked second in rushing yards per game (147.1)

- **10/19 vs. NYG:** Made first start of the season in place of OL **Doug Free** and blocked for DeMarco Murray's seventh consecutive 100-yard game, the first player in NFL history with seven straight 100-yard games to open a season
- **1/4 vs. DET:** Made postseason debut with a start at RT

### 2013 (w/ DAL - 16/1)

Played in all 16 games for the second consecutive season and made one start ... Saw

most of his action in jumbo packages and on special teams

### 2012 (w/ DAL - 16/1)

Saw action in all 16 games for the first time in his career ... Rotated series at RT with Doug Free for the last two months of the season

- **11/22 vs. WAS:** Made first career start

### 2011 (w/ DAL - 6/0)

Saw action in six games, mainly on special teams

### 2010 (w/ MIA - 0/0; w/ DAL - 0/0)

Spent the preseason with New Orleans before he was waived on final cuts ... Was claimed off waivers by Miami on Sept. 5 and waived on Sept. 25 ... Signed by New Orleans to practice squad on Sept. 28 before he was signed to Dallas' 53-man roster on Oct. 14 ... Was inactive for all 12 games with the Cowboys

### 2009 (w/ NO - ps)

Spent the entire regular season on New Orleans' practice squad after signing as a rookie free agent

### COLLEGE (at Mississippi, 2006-09)

- Played only one season of collegiate football
- Saw action as a senior for the first time since eighth grade and played in five games as a defensive lineman
- Was a four-year letterman for the Rebels basketball team
- Played in 30 games with seven starts as a senior, averaging 3.7 points and 3.3 rebounds while ranking second on the team with 22 blocked shots
- Majored in art

### PERSONAL

- Attended Gosnell High School in Arkansas
- Two-time first-team all-state selection in basketball
- Averaged 21 points, 13 rebounds, five assists and four blocks a game as a senior
- Played summer basketball in China in 2005 and 2006, and also played AAU for the Arkansas Wings

# TYLER PATMON

23

## TYLER PATMON

CORNERBACK

5-10 188 LBS

OKLAHOMA STATE

BORN JANUARY 26, 1991

ROUND ROCK, TEXAS

ACQ: FREE AGENT 2017

EXP: 3RD YEAR



### TRANSACTIONS

Signed as an undrafted rookie by Dallas on 5/21/14 ... Waived on 12/15/15 ... Signed by Miami to the practice squad on 12/17/15 ... Promoted to the active roster on 12/26/15 ... Waived on 7/31/16 ... Claimed off waivers by Tennessee on 8/1/16 ... Waived on 8/30/16 ... Signed by Kansas City to the practice squad on 10/20/16 ... Waived on 11/2/16 ... Signed by Kansas City to the practice squad on 11/8/16 ... Waived on 11/9/16 ... Signed by Carolina to the practice squad on 11/22/16 ... Promoted to the active roster on 1/2/17 ... Waived by Carolina 5/1/17 ... Signed by Jacksonville as a free agent on 5/22/17

### 2017 (w/ JAX - 0/0)

- **9/10 at HOU:** Did not play
- **9/17 vs. TEN:** Did not play

### PRO (Games played/started - 24/2)

Third-year CB has played in 24 games with two starts with Dallas and Miami

### 2016 (w/ K.C. & CAR - ps)

Attended training camp with Tennessee and was waived during the preseason ... Had stints on the practice squads in Kansas City and Carolina ... Spent Weeks 7-8 and part of Week 10 on the Chiefs' practice squad and Weeks 12-17 on the Panthers' practice squad

### 2015 (w/ DAL - 11/2; w/ MIA - 2/0)

Played in 13 games with two starts with Dallas and Miami in addition to spending one game on the Dolphins' practice squad ... Totaled 15 tackles and six passes defended, all with the Cowboys

- **9/20 at PHI:** Made his first NFL start

### 2014 (w/ DAL - 11/0, 2/0)

Played in 11 regular-season contests and was inactive for five games ... Posted six tackles, one INT (returned for TD), one pass defended and contributed five special teams tackles ... Played in the NFC wild-card game versus Detroit and NFC divisional playoff at Green Bay

### COLLEGE (at Oklahoma State, 2013; Kansas, 2010-12)

- Finished career at Oklahoma State after transferring from Kansas following graduation with one season of eligibility remaining
- Totaled 176 tackles, 15.5 tackles for loss, seven INTs, 2.0 sacks, 31 passes defended, one forced fumble and two fumble recoveries in 48 games with 33 starts for the Cowboys and Jayhawks
- As a senior at OSU, played in 13 games and produced 30 tackles, four tackles for loss, one INT and tied for the team lead with nine passes defended along with one forced fumble and one fumble recovery (returned 78 yards for a TD)

### PERSONAL

- Attended Vista Ridge High School in Cedar Park, Texas

### REGULAR SEASON CAREER STATISTICS

DATE	TEAM	GP/GS	TKL	SOLO	ASST	TFL	SACKS	ST	FF	FR	INT	PD
2014	DAL	11/0	8	7	1	0	0.0	0	0	0	1	1
2015	DAL	11/2	13	11	2	0	0.0	0	0	0	0	6
2015	DET	2/0	0	0	0	0	0.0	0	0	0	0	0
2016	K.C./CAR					ps						
2017	JAX	0/0	0	0	0	0	0.0	0	0	0	0	0
<b>NFL totals:</b>		<b>3 yrs. 24/2</b>	<b>21</b>	<b>18</b>	<b>3</b>	<b>0</b>	<b>0.0</b>	<b>0</b>	<b>0</b>	<b>0</b>	<b>1</b>	<b>7</b>

**Additional statistics:** two kick returns for 26 yards in 2015 with Dallas

### CAREER HIGHS

	GAME	SEASON
<b>Tackles:</b>	6 (12/29/13 at N.E.)	23 (2014)
<b>Sacks:</b>	1.0 (fives times; last: 9/27/15 at MIA)	3.0 (2014)
<b>Forced fumbles:</b>	1 (two times, last: 9/27/15 at MIA)	1 (2013, '14)
<b>Fumble recoveries:</b>	1 (10/26/14 at NYJ)	1 (2014)

### 2017 GAME-BY-GAME STATISTICS

DATE	OPP	TKL	SOLO	ASST	ST	SACKS	FF	FR	PD	INT
09/10	at Houston					DNP				
09/17	vs. Tennessee					DNP				
09/24	vs. Baltimore									
10/01	at New York Jets									
10/08	at Pittsburgh									
10/15	vs. LA Rams									
10/22	at Indianapolis									
	BYE WEEK									
11/05	vs. Cincinnati									
11/12	vs. LA Chargers									
11/19	at Cleveland									
11/26	at Arizona									
12/03	vs. Indianapolis									
12/10	vs. Seattle									
12/17	vs. Houston									
12/24	at San Francisco									
12/31	at Tennessee									

**2017 totals:**



# DONALD PAYNE

[52]

## DONALD PAYNE



LINEBACKER

5-11 217 LBS

STETSON UNIVERSITY

BORN JULY 12, 1994

FAYETTEVILLE, GEORGIA

ACQ: WAIVERS (BALTIMORE) 2017

EXP: ROOKIE

### TRANSACTIONS

Originally signed by Baltimore as an undrafted free agent on 4/29/17 ... Waived by Baltimore on 9/2/17 ... Signed by Jacksonville on 9/3/17

### PRO (Games played/started - 2/0)

Spent offseason program and training camp with the Baltimore Ravens before being claimed off waivers by Jacksonville

### 2017 (w/ JAX - 2/0)

- **9/10 at HOU:** Saw action on special teams and recorded one solo special teams tackle
- **9/17 vs. TEN:** Saw action on special teams

### COLLEGE (at Stetson University, 2013-16)

- Three-time Defensive Player of the Year in the Pioneer Football League
- Played in 44 career games and totaled 538 tackles (344 solo), nine INTs, 14.0 sacks, 65.5 tackles for a loss, 42 passes defensed, seven forced fumbles, eight fumble recoveries and three blocked kicks
- 2013 Pioneer Football League Defensive Rookie of the Year

### PERSONAL

- Attended Landmark Christian (Fayetteville, Ga.) where he was first team All-State as a senior and was also named first team All-Region his final three years

### REGULAR SEASON CAREER STATISTICS

YEAR	TEAM	GP/GS	TKL	SOLO	ASST	ST	SACKS	FF	FR	PD
2017	JAX	2/0	0	0	0	1	0.0	0	0	0
<b>NFL totals: 1 yr.</b>		<b>2/0</b>	<b>0</b>	<b>0</b>	<b>0</b>	<b>1</b>	<b>0.0</b>	<b>0</b>	<b>0</b>	<b>0</b>

### 2017 GAME-BY-GAME STATISTICS


DATE	OPP	TKL	SOLO	ASST	TFL	SACKS	ST	FF	FR	INT	PD
09/10	at Houston	0	0	0	0	0.0	1	0	0	0	0
09/17	vs. Tennessee	0	0	0	0	0.0	0	0	0	0	0
09/24	vs. Baltimore										
10/01	at New York Jets										
10/08	at Pittsburgh										
10/15	vs. LA Rams										
10/22	at Indianapolis										
	BYE WEEK										
11/05	vs. Cincinnati										
11/12	vs. LA Chargers										
11/19	at Cleveland										
11/26	at Arizona										
12/03	vs. Indianapolis										
12/10	vs. Seattle										
12/17	vs. Houston										
12/24	at San Francisco										
12/31	at Tennessee										
<b>2017 totals:</b>		<b>0</b>	<b>0</b>	<b>0</b>	<b>0</b>	<b>0.0</b>	<b>0</b>	<b>0</b>	<b>0</b>	<b>0</b>	<b>0</b>

# LAFAYETTE PITTS

29

## LAFAYETTE PITTS

CORNERBACK  
5-11 195 LBS  
PITTSBURGH  
BORN SEPTEMBER 24, 1992  
DUQUESNE, PENNSYLVANIA  
ACQ: WAIVERS (MIAMI) 2017  
EXP: 2ND YEAR



### TRANSACTIONS

Originally signed with Miami as an undrafted free agent on 5/6/16 ... Waived on 9/3/16 ... Signed to the practice squad by Miami on 9/4/16 ... Signed to the active roster on 11/7/16 ... Waived by Miami on 9/2/17 ... Signed by Jacksonville on 9/3/17

### PRO (Games played/started - 10/0)

Appeared in eight games with Miami after spending the previous eight weeks on the team's practice squad

### 2017 (w/ JAX - 2/0)

- 9/10 at HOU: Saw action on special teams
- 9/17 vs. TEN: Saw action on special teams

### 2016 (w/ K.C. - 8/0)

Appeared in eight games and totaled three tackles (one solo) and one special teams tackle

### COLLEGE (at Pittsburgh, 2012-15)

- Appeared in all 52 games (51 starts)
- Totaled 152 tackles (118 solo), four INTs and also returned 52 kickoffs for 1,196 yards (23.0 avg.) and was named a team captain as a senior in 2015.

### PERSONAL

- Attended Woodland Hills High School
- Selected first team All-State Class AAAA by the Pennsylvania Sports Writers, Pittsburgh Post-Gazette "Fabulous 22", Pittsburgh Tribune-Review "Terrific 25" and was selected to play in the Big 33 Football Classic (Pennsylvania vs. Ohio)
- Led team to a combined 21-6 mark (.778) his final two years, including back-to-back appearances in the WPIAL Class AAAA championship game

### REGULAR SEASON CAREER STATISTICS

DATE	TEAM	GP/GS	TKL	SOLO	ASST	TFL	SACKS	ST	FF	FR	INT	PD
2016	MIA	8/0	3	1	2	0	0.0	1	0	0	0	0
2017	JAX	2/0	0	0	0	0	0.0	0	0	0	0	0
<b>NFL totals:</b>		<b>2 yrs. 10/0</b>	<b>3</b>	<b>1</b>	<b>2</b>	<b>0</b>	<b>0.0</b>	<b>1</b>	<b>0</b>	<b>0</b>	<b>0</b>	<b>0</b>

### 2017 GAME-BY-GAME STATISTICS

DATE	OPP	TKL	SOLO	ASST	ST	SACKS	FF	FR	PD	INT
09/10	at Houston	0	0	0	0	0.0	0	0	0	0
09/17	vs. Tennessee	0	0	0	0	0.0	0	0	0	0
09/24	vs. Baltimore									
10/01	at New York Jets									
10/08	at Pittsburgh									
10/15	vs. LA Rams									
10/22	at Indianapolis									
	BYE WEEK									
11/05	vs. Cincinnati									
11/12	vs. LA Chargers									
11/19	at Cleveland									
11/26	at Arizona									
12/03	vs. Indianapolis									
12/10	vs. Seattle									
12/17	vs. Houston									
12/24	at San Francisco									
12/31	at Tennessee									
<b>2017 totals:</b>		<b>0</b>	<b>0</b>	<b>0</b>	<b>0</b>	<b>0.0</b>	<b>0</b>	<b>0</b>	<b>0</b>	<b>0</b>

# WILLIAM POEHLS

[75]

## WILLIAM POEHLS

OFFENSIVE LINEMAN

6-8 344 LBS

MONTANA

BORN NOVEMBER 27, 1991

CHANDLER, ARIZONA

ACQ: WAIVERS (CHICAGO) 2017

EXP: 1ST YEAR



### TRANSACTIONS

Originally signed with Tennessee as an undrafted free agent on 5/16/14 ... Waived on 8/30/14 ... Signed to the practice squad by Tennessee on 9/1/14 ... Waived on 9/5/15 ... Signed to the practice squad by Tennessee on 9/7/15 ... Waived by Tennessee on 9/3/16 ... Signed to the practice squad by Buffalo on 9/19/16 ... Released from practice squad by Buffalo on 10/27/16 ... Signed to the practice by Chicago on 11/2/16 ... Waived by Chicago on 9/2/17 ... Signed by Jacksonville on 9/3/17

### PRO (Games played/started - 0/0)

Has spent time on Tennessee's, Buffalo's and Chicago's practice squad

### 2017 (w/ JAX - 0/0)

- 9/10 at HOU: Inactive
- 9/17 vs. TEN: Inactive

### COLLEGE (at Montana, 2010-13)

- Appeared in 45 career games with 27 starts
- Named a second-team All-Big Sky Conference selection his senior year

### PERSONAL

- Earned three letters in both football and wrestling and was a team captain in both sports at Chandler High School
- Named a 5A first-team all-state and all-region selection as a senior and all-region as a junior

# PAUL POSLUSZNY

## 51 PAUL POSLUSZNY



LINEBACKER

6-2 232 LBS.


PENN STATE

BORN OCTOBER 10, 1984

ALTIQUIPPA, PENNSYLVANIA

ACQ: UFA (BUFFALO) 2011

EXP: 11TH YEAR



### TRANSACTIONS

Originally drafted by Buffalo in the second round (34th overall) of the 2007 draft ... Signed by Jacksonville as an unrestricted free agent on 7/29/11

### PRO (Games played/started - 131/131)

- 11th-year LB is in his sixth season with the Jaguars
- Has registered 918 tackles as a Jaguar, the second-most in franchise history
- Voted to Pro Bowl in 2013
- Owns two of the four highest tackle totals in Jaguars history as he compiled 192 tackles in 2011, the fourth-most for a season
- Has registered five-plus tackles in 31 consecutive games (dating back to Week 7 in 2014), the NFL's second-longest active streak, during which he has totaled 278 tackles (9.0 tackles per game)
- Selected as a defensive captain by his teammates for the 2017 season

### 2017 (w/ JAX - 2/2)

- **9/10 at HOU:** Started at MLB and recorded two tackles (one solo)
- **9/17 vs. TEN:** Recorded five tackles (four solo) and one tackle for a loss

### 2016 (w/ JAX - 16/16)

Started and played all 16 games at MLB ... Led the team with 133 tackles (97 solo), the eighth time in the last nine seasons that he's tallied 100-plus tackles

- **9/11 vs. G.B.:** Made five tackles (four solo) at MLB in the team's season opener
- **9/18 at S.D.:** Started at MLB and tallied a team-high 11 tackles (six solo)
- **9/25 vs. BAL:** Posted a team-high 12 tackles (10 solo) and his 15th career INT
- **10/2 vs. IND:** Started at MLB and recorded seven tackles (five solo) and a tackle for a loss ... Posted his second career multi-sack game (1.5 sacks)
- **10/16 at CHI:** Led the team with 11 tackles (10 solo), including one tackle for loss
- **10/23 vs. OAK:** Finished second on the team with eight tackles (seven solo), including one tackle for loss
- **10/27 at TEN:** Finished third on the team with 10 tackles (six solo)
- **11/6 at K.C.:** Led the team with 10 tackles (six solo) and registered one QB hit
- **11/13 vs. HOU:** Started at MLB and tallied five tackles (four solo)
- **11/20 at DET:** Started at MLB and made six tackles (five solo), including one tackle for loss
- **11/27 at BUF:** Started at MLB and tallied six tackles (five solo), including two tackles for loss
- **12/4 vs. DEN:** Started at MLB and made six solo tackles
- **12/11 vs. MIN:** Started at MLB and made 10 tackles (eight solo), including one tackle for loss
- **12/18 at HOU:** Started at MLB and recorded 11 tackles (five solo) ... With his seventh tackle of the game, Posluszny became the second Jaguar in team history to record 900 tackles, joining Daryl Smith (1,089) as the only two players to record at least 900 tackles in a Jaguars uniform
- **12/24 vs. TEN:** Started at MLB and recorded a team-high nine tackles (seven solo) and one pass defended
- **1/1 at IND:** Started at MLB and recorded five tackles (two solo), a tackle for a loss and one pass defended

### 2015 (w/ JAX - 14/14)

Started and played in 14 games, missing two games because of ankle and hand injuries ... Led the team with 133 tackles (103 solo), the seventh time in the last eight seasons that he's tallied 100+ tackles ... Tied for the team lead (LB **Telvin Smith**) with 13 tackles for loss, the most by a Jaguars LB since LB **Kevin Hardy's** 13 tackles for loss in 1999 ... Tied a career-high with three INTs

- **9/13 vs. CAR:** In his 100th game and start, made nine tackles (eight solo) and recorded a 19-yard interception return in the second quarter
- **9/20 vs. MIA:** Made seven solo tackles and registered one QB hurry
- **9/27 at N.E.:** Made a game-high 18 tackles (14 solo)
- **10/18 vs. HOU:** Made 10 tackles (nine solo), including two tackles for loss
- **10/25 vs. BUF:** Made seven tackles (six solo), including one tackle for loss ... Added his 13th career interception
- **11/8 at NYJ:** Made seven tackles (three solo), including one tackle for loss
- **11/15 at BAL:** Was second on the team with 10 tackles (six solo) and recorded one pass defended
- **11/29 vs. S.D.:** Led the team with 11 tackles (11 solo), including a season-high three tackles for loss
- **12/6 at TEN:** Led the team with 13 tackles (10 solo), including two tackles for loss

... Exited the game in the fourth quarter with a hand injury

- **12/20 vs. ATL:** Tallied a team-high 10 tackles (nine solo), including two tackles for loss, one interception and one pass defended
- **12/27 at N.O.:** Posted nine tackles (seven solo), and 1.0 sack and one pass defended
- **1/3 at HOU:** Started at MLB and made 10 tackles (four solo)

### 2014 (w/ JAX - 7/7)

Started the first seven games at MLB before suffering a season-ending torn pectoral muscle on Oct. 19 vs. Cleveland ... Ranked fifth on the club with 69 tackles (47 solo), two sacks, one pass defended, two tackles for loss, three QB hits and one fumble recovery

- **9/7 at PHI:** Started at MLB in season-opener and paced team with 12 tackles (11 solo) ... Left the game in the third quarter with a knee injury but returned to the game
- **9/14 at WAS:** Ranked second on the team with seven tackles (four solo)
- **9/21 at IND:** Led team with 11 tackles (seven solo)
- **9/28 at S.D.:** Registered a game-high 11 tackles (9 solo)
- **10/5 vs. PIT:** Totaled a team-high 12 tackles (nine solo) along with one sack, one tackle for loss, one QB hit and a pass defended
- **10/19 vs. CLE:** Registered a game-high 12 tackles (five solo) along with one sack, one tackle for loss, one QB hit and one fumble recovery ... Suffered a torn pectoral muscle in the second half
- **10/21:** Placed on injured reserve

### 2013 (w/ JAX - 15/15)

Replaced injured LB **NaVarro Bowman** on the Pro Bowl roster ... Started 15 games at LB and led the Jaguars for the third consecutive season with 161 tackles (121 solo) and tied for team lead with two INTs ... The 161 tackles ranked second in the NFL ... Added a career-high 3.0 sacks and 10 passes defended along with six tackles for loss, two forced fumbles, one fumble recovery and seven QB pressures ... Played 1,038 snaps, the second-most on the team

- **9/15 at OAK:** Posted nine tackles, one sack, one QB hit and one pass defended ... Sacked QB **Terrelle Pryor** in the fourth quarter
- **9/22 at SEA:** Registered a game-high 12 tackles (five solo) along with an INT, one tackle for loss and one pass defended ... Intercepted QB **Russell Wilson** in the third quarter to set up a Jaguars TD
- **10/13 at DEN:** Intercepted QB  **Peyton Manning** with 36 seconds remaining in the first half and returned it 59 yards for his first career TD ... Marked the fourth-longest return in team history and longest by a LB
- **10/20 vs. S.D.:** Totaled a season-high 14 tackles (13 solo)
- **10/27 vs. S.F.:** Made a team-high 12 tackles (10 solo)
- **11/10 at TEN:** Forced a fumble of RB **Chris Johnson** on the first play from scrimmage and recovered it to set up a Jaguars TD
- **11/17 vs. ARI:** Inactive (concussion), marking first missed game as a Jaguar
- **11/24 at HOU:** Returned to the lineup and posted a game-high 14 tackles (11 solo) along with two tackles for loss, one QB hit and one pass defended
- **12/1 at CLE:** Paced team with 11 tackles (seven solo), two tackles for loss, a half sack, one QB hit and one pass defended. Split a sack with DE **Jason Babin** in the third quarter
- **12/5 vs. HOU:** Posted double-digit tackles for the third straight game, finishing with a team-high 13 stops (10 solo) along with one tackle for loss and one QB hit
- **12/15 vs. BUF:** Led team with 13 tackles (nine solo) including a sack of QB **E.J. Manuel** in the first quarter ... Set single-season career-high for sacks (2.5)
- **12/22 vs. TEN:** Tallied a game-high 13 tackles (10 solo), his fifth straight game with double-digit tackles ... Split a sack of QB **Ryan Fitzpatrick** with DT **Abry Jones** in the first quarter

### 2012 (w/ JAX - 16/16)

Started all 16 games for the second consecutive season and third time overall ... Led team with a single-season franchise record 231 tackles, surpassing the previous mark of 230 set by LB **Hardy Nickerson** in 2001 ... Matched his career-high two sacks and three INTs ... Added two forced fumbles and four passes defended ... Had double-digit tackles in 15 of 16 games

- **9/9 at MIN:** Registered 16 tackles (10 solo) with one tackle for loss
- **9/16 vs. HOU:** Logged 17 tackles (10 solo) with one tackle for loss
- **9/23 at IND:** Intercepted a QB **Andrew Luck** pass in the third quarter and re turned it 13 yards before a lateral to S **Dawan Landry** added nine yards
- **11/4 vs. DET:** Led team with 17 tackles (12 solo)
- **11/18 at HOU:** Forced an RB **Arian Foster** fumble in the third quarter, intercepted QB **Matt Schaub** in the fourth quarter and finished with a team-high 18 tackles
- **11/25 vs. TEN:** Caused a RB **Chris Johnson** fumble in the fourth quarter
- **12/2 at BUF:** Intercepted QB **Ryan Fitzpatrick** in the second quarter and made a team-high 13 tackles (five solo) with two QB pressures
- **12/9 vs. NYJ:** Totaled a team-high 17 tackles (10 solo)
- **12/16 at MIA:** Registered a career-high 21 tackles (15 solo), tied for the fifth-most in franchise history
- **12/23 vs. N.E.:** Had 11 tackles (eight solo) with two QB pressures
- **12/30 at TEN:** Totaled 13 tackles (nine solo) with a career-high two sacks, two tackles for loss and one pass defended

### 2011 (w/ JAX - 16/16)

Started all 16 games at MLB in his first season with the Jaguars ... Led club with 192 tackles (132 solo) and ranked second with nine tackles for loss ... The 192

# PAUL POSLUSZNY

tackles ranked as second-most in franchise history and marked his fourth straight season with 100-plus tackles ... Tied for the team-lead with two INTs ... Added seven QB pressures, one forced fumble, two passes defended and two sacks ... Played major role on defense that ranked sixth in the NFL (313.0-yard average), the highest ranking for the club since 2006 (2nd) ... Recorded double-digit tackles in 11 of 16 games

- **9/11 vs. TEN:** Did not miss a snap and had four tackles and one pass defended in his Jaguars debut
- **9/18 at NYJ:** Led team with 14 tackles
- **10/2 vs. N.O.:** Posted a team-high 16 tackles (13 solo) along with one sack, one tackle for loss and one pass defended
- **10/9 vs. CIN:** Tallied a team-high 15 tackles while not missing a snap
- **10/16 at PIT:** Returned to home state and registered a career-high 19 tackles and one tackle for loss
- **10/30 at HOU:** Paced team with 15 tackles (eight solo), one tackle for loss and one QB pressure
- **11/13 at IND:** Intercepted QB **Curtis Painter** in the fourth quarter and split a sack with DL **John Chick** of Painter in the second quarter ... Totaled 11 tackles (eight solo) and one tackle for loss
- **11/20 at CLE:** Split a sack with DL **Matt Roth** in the third quarter and led team with 13 tackles (six solo)
- **11/27 vs. HOU:** Forced a fumble by RB **Arian Foster** in the first quarter that was scooped up by CB **Ashton Youboty** and returned 38 yards for a TD
- **12/11 vs. T.B.:** Intercepted QB **Josh Freeman** in the third quarter and paced team with 12 tackles
- **1/1 vs. IND:** Compiled six tackles before leaving game with a shoulder injury

## 2010 (w/ BUF - 14/14)

Started 13 games at MLB ... Led team with career-high 140 tackles (95 solo) along with a career-high two sacks, five QB pressures and three passes defended ... Had eight double-digit tackle games

- **9/12 vs. MIA:** Opened season with eight tackles, one tackle for loss and second career sack
- **10/10 vs. JAX:** Led team with 13 tackles
- **10/31 at K.C.:** Registered a career-high 18 tackles along with one QB hit and one pass defended
- **12/5 at MIN:** Paced team with 15 tackles including two tackles for loss and a sack

## 2009 (w/ BUF - 12/12)

Started 12 games at MLB ... Voted team captain ... Totaled 115 tackles (92 solo), one sack, three INTs, four passes defended and three forced fumbles ... Tied for second among NFL LBs with three INTs and was first Bills LB with three INTs in a season since 2006

- **10/18 at NYJ:** Returned from injury and recorded nine tackles, one tackle for loss, one QB hit and an INT ... Intercepted QB **Mark Sanchez** in overtime which led to the game-winning FG
- **11/1 vs. HOU:** Forced a fumble and accumulated nine tackles
- **12/3 vs. NYJ:** Recorded first career sack which included a forced fumble
- **12/20 vs. N.E.:** Tied for a team-high with nine tackles on and had an INT in the first quarter ... Became first Bills LB to post INTs in consecutive games since LB **Bryce Paup** in 1995

## 2008 (w/ BUF - 16/16)

Started all 16 games ... Led team with 129 tackles (90 solo) ... Added four QB pressures, one INT, seven passes defended, one forced fumble and one fumble recovery

- **9/7 vs. SEA:** Opened season with seven tackles
- **9/14 vs. OAK:** Recovered first career fumble
- **9/28 at STL:** Led the team in tackles with 12
- **10/26 at MIA:** Recorded first career forced fumble
- **12/14 at NYJ:** Registered first career INT

## 2007 (w/ BUF - 3/3)

Started three games as a rookie before suffering a season-ending forearm injury in week three ... Became first Bills rookie MLB to start the season-opener since Shane Conlan in 1987

- **9/9 vs. DEN:** Started first career game and tied for team lead with 11 tackles
- **9/16 at PIT:** Led team in tackles with 12
- **9/23 at N.E.:** Totaled three tackles before leaving game with an arm injury

## COLLEGE (at Penn State, 2003-06)

- Finished career with a school-record 372 tackles
- Started 37 of 44 games
- First player ever to record 100-plus tackles three times in a college career
- Two-time winner of the Bednarik Award for best defensive player in the nation, joining Pat Fitzgerald of Northwestern as the only players to win the award twice
- Won Dick Butkus Award for nation's top LB as a junior
- Selected as first-team All-America by the Associated Press, Walter Camp, and the NFL Draft Report
- Graduated in three and a half years with a degree in finance

## PERSONAL

- Married (Elizabeth Johnson) with two daughters, London Noelle and Scarlett Rue
- Attended Hopewell High (Pa.) where he lettered in football, basketball and baseball
- Led team to WPIAL and Pennsylvania Class AAA championships as a senior
- Served as team captain
- Totaled 88 tackles and six sacks at LB and set school records with 1,575 rushing yards and 15 TDs as RB
- Named Pittsburgh Post-Gazette, Pittsburgh Tribune-Review and Pittsburgh Athletic Association Player of the Year as senior
- Graduated 17th in his class of 220 with a 3.8 GPA
- Went on a 10-day trip to Iraq to visit military troops in January 2008
- Brother, Stan, played baseball at West Virginia
- Younger brother, David, played football at Notre Dame
- Interned at UBS Financial Services in Pittsburgh during 2010 offseason
- Full name: Paul Michael Posluszny, pronounced puz-LUZ-nee.



## REGULAR SEASON CAREER STATISTICS

YEAR	TEAM	GP/GS	TKL	SOLO	ASST	ST	SACKS	FF	FR	PD
2007	BUF	3/3	26	20	6	1	0.0	0	0	0
2008	BUF	16/16	129	90	39	0	0.0	1	1	7
2009	BUF	12/12	110	87	23	0	1.0	3	0	4
2010	BUF	14/14	151	103	48	0	2.0	0	0	3
2011	JAX	16/16	192*	132*	*60	0	2.0	1	0	2
2012	JAX	16/16	231*	152*	79	0	2.0	2	0	4
2013	JAX	15/15	161*	121*	40	0	3.0	1	1	9
2014	JAX	7/7	69	47	22	0	2.0	0	1	1
2015	JAX	14/14	133*	103*	30	0	1.0	0	0	6
2016	JAX	16/16	133*	97	36	0	1.5	0	0	3
2017	JAX	2/2	7	5	2	0	0.0	0	0	0
<b>NFL totals:</b>	<b>11 yrs.</b>	<b>131/131</b>	<b>1,342</b>	<b>957</b>	<b>385</b>	<b>1</b>	<b>14.5</b>	<b>8</b>	<b>3</b>	<b>39</b>

\* team leader

## INTERCEPTIONS

YEAR	TEAM	NO	YDS	AVG	LG	TD
2007	BUF	0	0	0.0	0	0
2008	BUF	1	9	9.0	9	0
2009	BUF	3	20	6.7	17	0
2010	BUF	0	0	0.0	0	0
2011	JAX	2	2	1.0	2	0
2012	JAX	3	20	6.7	13	0
2013	JAX	2	69	34.5	59t	1
2014	JAX	0	0	0.0	0	0
2015	JAX	3	25	8.3	19	0
2016	JAX	1	0	0.0	0	0
2017	JAX	0	0	0.0	0	0
<b>NFL totals:</b>	<b>11 yrs</b>	<b>15</b>	<b>145</b>	<b>11.6</b>	<b>59t</b>	<b>1</b>



## CAREER HIGHS

	GAME	SEASON
<b>Tackles:</b>	21 (12/16/12 vs. MIA)	231 (2012)
<b>Sacks:</b>	2.0 (12/30/12 at TEN)	3.0 (2013)
<b>Forced fumbles:</b>	1 (eight times, last: 11/10/13 at TEN)	3 (2009)
<b>Fumble recoveries:</b>	1 (three times, last: 10/19/14 vs. CLE)	1 (2008, 2013-14)
<b>Passes defended:</b>	3 (10/6/13 at STL)	9 (2013)
<b>Interceptions:</b>	1 (15 times, last: 9/25/16 vs. BAL)	3 (2009, 12, 15)



## 2017 GAME-BY-GAME STATISTICS

DATE	OPP	TKL	SOLO	ASST	TFL	SACKS	ST	FF	FR	INT	PD
09/10	at Houston	2	1	1	0	0.0	0	0	0	0	0
09/17	vs. Tennessee	5	4	1	1	0.0	0	0	0	0	0
09/24	vs. Baltimore										
10/01	at New York Jets										
10/08	at Pittsburgh										
10/15	vs. LA Rams										
10/22	at Indianapolis										
	BYE WEEK										
11/05	vs. Cincinnati										
11/12	vs. LA Chargers										
11/19	at Cleveland										
11/26	at Arizona										
12/03	vs. Indianapolis										
12/10	vs. Seattle										
12/17	vs. Houston										
12/24	at San Francisco										
12/31	at Tennessee										
<b>2017 totals:</b>		<b>7</b>	<b>5</b>	<b>2</b>	<b>1</b>	<b>0.0</b>	<b>0</b>	<b>0</b>	<b>0</b>	<b>0</b>	<b>0</b>



# PAUL POSLUSZNY



## 2010 GAME-BY-GAME STATISTICS

DATE	OPP	TKL	SOLO	ASST	TFL	SACKS	ST	FF	FR	INT	PD
09/12	vs. Miami	8	6	2	1	1.0	0	0	0	0	0
09/19	at Green Bay					ina					
09/26	at New England					ina					
10/03	vs. N.Y. Jets	12	8	4	0	0.0	0	0	0	0	0
10/10	vs. Jacksonville	13	8	5	0	0.0	0	0	0	0	0
	BYE WEEK										
10/24	at Baltimore	5	4	1	0	0.0	0	0	0	0	1
10/31	at Kansas City	17	11	6	0	0.0	0	0	0	0	1
11/07	vs. Chicago	10	6	4	0	0.0	0	0	0	0	0
11/14	vs. Detroit	13	11	2	1	0.0	0	0	0	0	0
11/21	at Cincinnati	10	6	4	1	0.0	0	0	0	0	1
11/28	vs. Pittsburgh	8	6	2	0	0.0	0	0	0	0	0
12/05	at Minnesota	15	11	4	2	1.0	0	0	0	0	0
12/12	vs. Cleveland	9	6	3	0	0.0	0	0	0	0	0
12/19	at Miami	6	5	1	0	0.0	0	0	0	0	0
12/26	vs. New England	13	7	6	0	0.0	0	0	0	0	0
01/02	at N.Y. Jets	12	8	4	1	0.0	0	0	0	0	0
<b>2010 totals:</b>		<b>151</b>	<b>103</b>	<b>48</b>	<b>6</b>	<b>2.0</b>	<b>0</b>	<b>0</b>	<b>0</b>	<b>0</b>	<b>3</b>



## 2009 GAME-BY-GAME STATISTICS

DATE	OPP	TKL	SOLO	ASST	TFL	SACKS	ST	FF	FR	INT	PD
09/14	at New England	6	6	0	0	0.0	0	0	0	0	0
09/20	vs. Tampa Bay					ina					
09/27	vs. New Orleans					ina					
10/04	at Miami					ina					
10/11	vs. Cleveland					ina					
10/18	at N.Y. Jets	9	6	3	1	0.0	0	0	0	1	1
10/25	at Carolina	11	9	2	0	0.0	0	0	0	0	0
11/01	vs. Houston	9	5	4	0	0.0	0	1	0	0	0
	BYE WEEK										
11/15	at Tennessee	12	10	2	1	0.0	0	0	0	0	0
11/22	at Jacksonville	12	11	1	0	0.0	0	1	0	0	0
11/29	vs. Miami	10	6	4	0	0.0	0	0	0	0	1
12/03	vs. N.Y. Jets	5	5	0	0	1.0	0	1	0	0	0
12/13	at Kansas City	9	8	1	1	0.0	0	0	0	1	1
12/20	vs. New England	9	7	2	1	0.0	0	0	0	1	1
12/27	at Atlanta	7	6	1	0	0.0	0	0	0	0	0
01/03	vs. Indianapolis	11	8	3	0	0.0	0	0	0	0	0
<b>2009 totals:</b>		<b>129</b>	<b>90</b>	<b>39</b>	<b>4</b>	<b>1.0</b>	<b>0</b>	<b>3</b>	<b>0</b>	<b>3</b>	<b>4</b>



## 2008 GAME-BY-GAME STATISTICS

DATE	OPP	TKL	SOLO	ASST	TFL	SACKS	ST	FF	FR	INT	PD
09/07	vs. Seattle	7	5	2	0	0.0	0	0	0	0	2
09/14	at Jacksonville	9	6	3	0	0.0	0	0	0	0	0
09/21	vs. Oakland	7	7	0	0	0.0	0	0	1	0	1
09/28	at St. Louis	12	9	3	1	0.0	0	0	0	0	1
10/05	at Arizona	11	7	4	0	0.0	0	0	0	0	0
	BYE WEEK										
10/19	vs. San Diego	7	7	0	0	0.0	0	0	0	0	0
10/26	at Miami	8	7	1	1	0.0	0	1	0	0	0
11/02	vs. N.Y. Jets	13	9	4	1	0.0	0	0	0	0	0
11/09	at New England	10	5	5	0	0.0	0	0	0	0	0
11/17	vs. Cleveland	2	1	1	0	0.0	0	0	0	0	0
11/23	at Kansas City	8	5	3	0	0.0	0	0	0	0	0
11/30	vs. San Francisco	4	3	1	0	0.0	0	0	0	0	0
12/07	vs. Miami	8	5	3	0	0.0	0	0	0	0	0
12/14	at N.Y. Jets	7	4	3	0	0.0	0	0	0	1	2
12/21	at Denver	8	4	4	0	0.0	0	0	0	0	1
12/28	vs. New England	8	6	3	0	0.0	0	0	0	0	0
<b>2008 totals:</b>		<b>129</b>	<b>90</b>	<b>39</b>	<b>3</b>	<b>0.0</b>	<b>0</b>	<b>1</b>	<b>1</b>	<b>1</b>	<b>7</b>



## 2007 GAME-BY-GAME STATISTICS

DATE	OPP	TKL	SOLO	ASST	TFL	SACKS	ST	FF	FR	INT	PD
09/09	vs. Denver	11	9	2	0	0.0	0	0	0	0	0
09/16	at Pittsburgh	12	8	4	0	0.0	0	0	0	0	0
09/23	at New England	3	3	0	0	0.0	0	0	0	0	0
09/30	vs. N.Y. Jets					IR					
10/08	vs. Dallas					IR					
	BYE WEEK										
10/21	vs. Baltimore					IR					
10/28	at N.Y. Jets					IR					
11/04	vs. Cincinnati					IR					
11/11	at Miami					IR					
11/18	vs. New England					IR					
11/25	at Jacksonville					IR					
12/02	at Washington					IR					
12/09	vs. Miami					IR					
12/16	at Cleveland					IR					
12/23	vs. N.Y. Giants					IR					
12/30	at Philadelphia					IR					
<b>2007 totals:</b>		<b>26</b>	<b>20</b>	<b>6</b>	<b>0</b>	<b>0.0</b>	<b>0</b>	<b>0</b>	<b>0</b>	<b>0</b>	<b>0</b>

# JALEN RAMSEY

20

## JALEN RAMSEY



CORNERBACK

6-1 208 LBS

FLORIDA STATE

BORN OCTOBER 24, 1994

SMYRNA, TENNESSEE

ACQ: 1ST ROUND OF 2016 DRAFT (5TH)

EXP: 2ND YEAR

### TRANSACTIONS

- Originally drafted by Jacksonville in the first round (fifth overall) of the 2016 draft

### PRO (Games played/started - 18/18)

- Made NFL and Jaguars debut in Week 1 of the 2016 season

### 2017 (w/ JAX - 2/2)

- 9/10 at HOU:** Started at LCB and recorded three tackles (two solo) and a team-high three passes defended
- 9/17 vs. TEN:** Started at LCB and recorded two solo tackles

### 2016 (w/ JAX - 16/16)

Led all NFL rookies with 14 passes defended ... One of four rookies to return an INT for a TD in the NFL this season ... Named AFC Defensive Player of the Week for Week 16 after registering four solo tackles, four passes defended and a INT-TD against Tennessee ... Joined K.C.'s **Marcus Peters** as the only rookie CBs over the last eight seasons to tally 50-plus tackles, at least one pick-six and one forced fumble during their rookie year

- 9/11 vs. G.B.:** Started at CB and made three tackles (two solo) in NFL debut
- 9/18 at S.D.:** Started at CB and made six solo tackles and one tackle for loss
- 9/25 vs. BAL:** Started at RCB and made five tackles (four solo)
- 10/2 vs. IND:** Started at RCB and registered four solo tackles
- 10/16 at CHI:** Started at RCB and posted two solo tackles and the game-clinching pass defended on fourth down with 1:03 remaining in the fourth quarter ... Limited Bears WR **Alshon Jeffrey** to one catch for three yards on six targets in the second half
- 10/23 vs. OAK:** Started at RCB and registered two solo tackles
- 10/27 at TEN:** Started at RCB and recorded eight tackles (four solo)
- 11/6 at K.C.:** Started at RCB and recorded two tackles (one solo)
- 11/13 vs. HOU:** Started at RCB and led the team with six solo tackles
- 11/20 at DET:** Started at RCB and posted six tackles (five solo)
- 11/27 at BUF:** Started at RCB and made three solo tackles, including one tackle for loss
- 12/4 vs. DEN:** Started at RCB and made four tackles (three solo) and a career-high two passes defended
- 12/11 vs. MIN:** Started at RCB and made two tackles (one solo) and one pass defended
- 12/18 at HOU:** Started at RCB and recorded four solo tackles, one interception, which he returned 35 yards, five passes defended and one forced fumble ... Ramsey's five passes defended are the second-most in the NFL in 2016 and most by a rookie since 2013 when Dee Milliner (NYJ) also registered five.
- 12/24 vs. TEN:** Started at RCB and recorded four solo tackles and four passes defended ... Also returned an interception of Titans QB **Matt Cassel** 30 yards for a TD as he became the first rookie in franchise history to record a pick-six ... Also became the first rookie in Jaguars history to record INTs in back-to-back games
- 1/1 at IND:** Started at RCB and recorded four solo tackles and one pass defended

### COLLEGE (at Florida State, 2013-15)

- Started all 41 games in three years at Florida State
- Finished career with 180 tackles (119 solo), 15.5 tackles for loss, 5.0 sacks, three forced fumbles, two fumble recoveries, 23 passes defended and three INTs
- Decided to forgo his final year of eligibility in 2016 and declare for the NFL Draft
- Became Florida State's 36th consensus All-American
- All-ACC First Team, AFCA First Team All-America, Walter Camp First Team All-America, ESPN.com First Team All-America as a senior
- Started all 14 games for the Seminoles' third-ranked defense (281.4) and the nation's top pass defense (156.6) as a CB and FS in 2013

### PERSONAL

- Attended Brentwood Academy (Tenn.), where he was rated a five-star prospect by both Rivals.com and Scout.com and a four-star according to ESPN and 247Sports
- U.S. Army All-America selection
- Twitter handle is @jalenramsey

### REGULAR SEASON CAREER STATISTICS

YEAR	TEAM	GP/PS	TKL	SOLO	ASST	TFL	SACKS	ST	FF	FR	INT	PD
2016	JAX	16/16	65	55	10	2	0.0	0	1	0	2	14
2017	JAX	2/2	5	4	1	0	0.0	0	0	0	0	3
<b>NFL totals: 2 yrs. 18/18</b>			<b>70</b>	<b>59</b>	<b>11</b>	<b>2</b>	<b>0.0</b>	<b>0</b>	<b>1</b>	<b>0</b>	<b>2</b>	<b>17</b>

### 2017 GAME-BY-GAME STATISTICS

DATE	OPP	TKL	SOLO	ASST	TFL	SACKS	ST	FF	FR	INT	PD
09/10	at Houston	3	2	1	0	0.0	0	0	0	0	3
09/17	vs. Tennessee	2	2	0	0	0.0	0	0	0	0	0
09/24	vs. Baltimore										
10/01	at New York Jets										
10/08	at Pittsburgh										
10/15	vs. LA Rams										
10/22	at Indianapolis										
	BYE WEEK										
11/05	vs. Cincinnati										
11/12	vs. LA Chargers										
11/19	at Cleveland										
11/26	at Arizona										
12/03	vs. Indianapolis										
12/10	vs. Seattle										
12/17	vs. Houston										
12/24	at San Francisco										
12/31	at Tennessee										
<b>2017 totals:</b>		<b>5</b>	<b>4</b>	<b>1</b>	<b>0</b>	<b>0.0</b>	<b>0</b>	<b>0</b>	<b>0</b>	<b>0</b>	<b>3</b>

### 2016 GAME-BY-GAME STATISTICS

DATE	OPP	TKL	SOLO	ASST	TFL	SACKS	ST	FF	FR	INT	PD
09/11	vs. Green Bay	3	2	1	0	0.0	0	0	0	0	0
09/18	at San Diego	6	6	0	1	0.0	0	0	0	0	0
09/25	vs. Baltimore	5	4	1	0	0.0	0	0	0	0	0
10/02	vs. Indianapolis	4	4	0	0	0.0	0	0	0	0	0
	BYE WEEK										
10/16	at Chicago	2	2	0	0	0.0	0	0	0	0	1
10/23	vs. Oakland	2	2	0	0	0.0	0	0	0	0	0
10/27	at Tennessee	8	4	4	0	0.0	0	0	0	0	0
11/06	at Kansas City	2	1	1	0	0.0	0	0	0	0	0
11/13	vs. Houston	6	6	0	0	0.0	0	0	0	0	0
11/20	at Detroit	6	5	1	0	0.0	0	0	0	0	0
11/27	at Buffalo	3	3	0	1	0.0	0	0	0	0	0
12/04	vs. Denver	4	3	1	0	0.0	0	0	0	0	2
12/11	vs. Minnesota	2	1	1	0	0.0	0	0	0	0	1
12/18	at Houston	4	4	0	0	0.0	0	1	0	1	5
12/24	vs. Tennessee	4	4	0	0	0.0	0	0	0	1	4
01/01	at Indianapolis	4	4	0	0	0.0	0	0	0	0	1
<b>2016 totals:</b>		<b>65</b>	<b>55</b>	<b>10</b>	<b>2</b>	<b>0.0</b>	<b>0</b>	<b>1</b>	<b>0</b>	<b>2</b>	<b>14</b>



# CAM ROBINSON

75

## CAM ROBINSON

OFFENSIVE LINEMAN

6-6 320 LBS

ALABAMA

BORN OCTOBER 9, 1995

MONROE, LOUISIANA

ACQ: SECOND ROUND OF 2017 DRAFT (34TH)

EXP: ROOKIE



### TRANSACTIONS

Drafted by Jacksonville in the second round (34th overall) of the 2017 draft on choice obtained from Seattle for Jaguars' second (35th)- and sixth-round (187th overall) picks

### PRO (Games played/started - 2/2)

#### 2017 (w/ JAX - 2/2)

- **9/10 at HOU:** Made his NFL debut and started at LT and helped pave the way for the team to rush for 155 yards ... Did not allow a sack
- **9/17 vs. TEN:** Started at LT

### COLLEGE (at Alabama, 2014-16)

- Started all 43 games at LT during his three seasons
- Paved the way for 28 100-yard rushing performances
- Blocked for Jaguars RB **T.J. Yeldon** during Robinson's freshman season

#### 2016 (Junior)

Selected as one of the Crimson Tide's permanent team captains ... Unanimous All-American ... Outland Trophy winner, given annually to the nation's top interior lineman on offense or defense ... Claimed the SEC Jacobs Blocking Trophy, the Tide's second in as many years ... First-team All-SEC selection by the conference coaches and the Associated Press ... Midseason All-American by Sports Illustrated, CBS, ESPN and Sporting News ... Helped the Tide rank 16th nationally and first in the SEC in scoring offense (38.8 ppg), 12th nationally and second in the league in rushing offense (245.0 ypg) and 34th in the nation in total offense (455.3)

#### 2015 (Sophomore)

Named to the All-SEC first team by both the conference coaches and the Associated Press ... Helped blocking for an offense that rushed for 199.9 yards per game, which ranked 32nd nationally and third in the SEC ... Blocked for 17 100-yard rushing performances

#### 2014 (Freshman)

Earned freshman All-American honors by Sporting news and the Football Writers Association of America ... Finished with 32 knockdown blocks while surrendering just three sacks on 861 snaps ... Helped lead a blocking unit that averaged 206.6 yards per game, which ranked seventh in the SEC and 30th nationally ... The offensive line surrendered 16 sacks on the season, the second-fewest in the SEC and 14th nationally (1.14 per game) ... Blocked for 484.5 yards of total offense per game (third in the SEC and 17th nationally)

### HIGH SCHOOL

- Played at West Monroe High School for Head Coach **Jerry Arledge**
- Parade Magazine All-American
- First-team All-USA selection by the USA Today
- Rated as the No. 2 player in the nation by Scout.com
- ESPN rated him the No. 1 offensive tackle, No. 2 player in the state and No. 2 prospect in the ESPN 300

# TYLER SHATLEY

69

## TYLER SHATLEY

OFFENSIVE LINEMAN

6-3 310 LBS

CLEMSON

BORN MAY 5, 1991

ICARD, NORTH CAROLINA

ACQ: ROOKIE FREE AGENT 2014

EXP: 3RD YEAR



### TRANSACTIONS:

Originally signed by Jacksonville as an undrafted rookie on 5/12/14

### PRO (Games played/started - 32/4)

- Has played in 30 games in three seasons with the team, primarily on special teams
- Was one of three undrafted rookies to make opening day roster in 2014

### 2017 (w/ JAX - 2/0)

- **9/10 at HOU:** Saw action as an extra offensive lineman and on special teams ... Helped pave the way for the team to rush for 155 yards
- **9/17 vs. TEN:** Saw action on special teams

### 2016 (w/ JAX - 16/4)

Made two starts at C and two at LG while seeing action in all 16 games

- **9/11 vs. G.B.:** Played 11 snaps on special teams in team's season opener
- **9/18 at S.D.:** Saw action on special teams
- **9/25 vs. BAL:** Started at center and played in all 66 offensive snaps
- **10/2 vs. IND:** Played three snaps at guard and saw time on special teams
- **10/16 at CHI:** Saw action on special teams
- **10/23 vs. OAK:** Saw action on special team
- **10/27 at TEN:** Saw action on special teams
- **11/6 at K.C.:** Saw action on special teams
- **11/13 vs. HOU:** Saw action on special teams
- **11/20 at DET:** Saw action on special teams
- **11/27 at BUF:** Saw action on special teams
- **12/4 vs. DEN:** Saw action on special teams and played six snaps at center when **Brandon Linder** left the game with an ankle injury
- **12/11 vs. MIN:** Started at C
- **12/18 at HOU:** Saw action at LG after injuries to **Jeremiah Poutasi** (ankle) and **Josh Wells** (shoulder)
- **12/24 vs. TEN:** Started at LG
- **1/1 at IND:** Started at LG, helping the team rush for 182 yards

### 2015 (w/ JAX - 13/0)

- Saw action in 13 games, primarily on special teams

### 2014 (w/ JAX - 1/0)

- Earned spot on opening day roster after joining club as a rookie free agent
- Was inactive for 15 games
  - **11/9 vs. DAL:** Made NFL debut and played RG for the entire second half

### COLLEGE (at Clemson, 2009-13)

- Began his career as a fullback, before moving to the defensive line in 2010 and the offensive line in the spring of 2012
- Played in 51 games with 27 starts
- Started 25 games on offense over his final two seasons and registered 60 knock-downs on 1,776 snaps
- As a senior in 2013, was a team captain and earned third-team All-ACC honors
- As a junior in 2013, named a Strength & Conditioning All-American by the NSCA
- Graduated with a degree in civil engineering

### PERSONAL

- Attended East Burke (Icard, N.C.) High School where he was the No. 3 rated FB in the nation by Tom Lemming
- Did not play on the offensive line in HS
- As a FB, had 2,000 rushing yards and 31 TDs in his junior and senior seasons
- Also served as the team's punter and averaged 40.7 yards per punt
- Full name is Christian Tyler Shatley
- Twitter handle is @tyler\_shatley

# TELVIN SMITH

## 50 TELVIN SMITH

LINEBACKER

6-3 215 LBS.


FLORIDA STATE

BORN APRIL 11, 1991

VALDOSTA, GEORGIA

ACQ: 5TH ROUND OF 2014 DRAFT (144TH)

EXP: 4TH YEAR



### TRANSACTIONS

Originally drafted by Jacksonville in the fifth round (144th overall) of the 2014 draft

### PRO (Games played/started - 48/42)

• Fourth-year LB was drafted in the fifth round from Florida State and has emerged as a starter at WLB  
 • Since becoming a full-time starter in Week 12 in 2014, ranks second in the NFL with 309 tackles (240 solo)

### 2017 (w/ JAX - 2/2)

Selected as a defensive captain by his teammates for the 2017 season

- **9/10 at HOU:** Started at WLB and recorded two tackles (one solo) and added one pass defended
- **9/17 vs. TEN:** Led the team with eight tackles (six solo) and also recorded one tackle for a loss, one pass defended and one INT

### 2016 (w/ JAX - 16/16)

Set career highs and led the team with 14 tackles for loss ... Also set career highs with eight passes defended and two INTs

- **9/11 vs. G.B.:** Made his 25th career start at WLB and tallied eight tackles (six solo), including two tackles for loss
- **9/18 at S.D.:** Started at WLB and made nine tackles (seven solo), including two tackles for loss
- **9/25 vs. BAL:** Started at WLB and had seven tackles (six solo), including one tackle for a loss and two passes defended
- **10/2 vs. IND:** Recorded a team-high eight solo tackles and also had a tackle for a loss
- **10/16 at OAK:** Posted eight solo tackles, including one tackle for loss
- **10/23 vs. OAK:** Registered five tackles (four solo), including a season-high three tackles for loss
- **10/27 at TEN:** Recorded a team-high 15 tackles (10 solo) starting at WLB
- **11/6 at K.C.:** Had five solo tackles and one pass defended
- **11/13 vs. HOU:** Tied for the team-lead with six tackles (four solo)
- **11/20 at DET:** Started at WLB and led the team with eight tackles (seven solo), including one tackle for loss and one fumble recovery
- **11/27 at BUF:** Led the team with nine tackles (seven solo), including two tackles for loss
- **12/4 vs. DEN:** Tied for the team lead with six solo tackles, while also registering one sack, his first since recording two at Tennessee last season
- **12/11 vs. MIN:** Tallied two solo tackles, including one tackle for loss
- **12/18 at HOU:** Recorded eight tackles (six solo), one interception and one pass defended
- **12/24 vs. TEN:** Started at WLB and recorded five tackles (four solo)
- **1/1 at IND:** Started at WLB and recorded a team-high nine tackles (eight solo), one interception and two passes defended

### 2015 (w/ JAX - 14/14)

Played and started in 14 games at WLB in his second season with the Jaguars ... Finished second on the team with 128 tackles, the most in the NFL by a player in his first or second season ... Added seven passes defended, the second-most on the team

- **9/13 vs. CAR:** Recorded nine tackles (seven solo) and three tackles for loss
- **9/20 vs. MIA:** Led the team with nine tackles (six solo) and recorded one pass defended
- **9/27 at N.E.:** Recorded 11 tackles (seven solo) in team's road opener
- **10/4 at IND:** Made eight tackles (six solo) and 0.5 sacks
- **10/11 at T.B.:** Recorded 14 tackles (13 solo) and one tackle for loss
- **10/25 vs. BUF:** Made a team-high nine tackles (eight solo), including two tackles for loss and three passes defended ... Recorded his first career TD, intercepting QB **E.J. Manuel** and returning it 26 yards for the second-quarter score
- **11/8 at NYJ:** Made seven tackles (five solo), including two passes defended, one forced fumble and a tackle for loss
- **11/15 at BAL:** Led the team with 12 tackles (five solo)
- **12/6 at TEN:** Registered nine tackles (seven solo), two sacks, including one sack-fumble ... First Jaguars LB with multiple sacks in a single game since **Paul Posluszny** registered 2.0 sacks in Week 17 of the 2012 season and is just the sixth linebacker in franchise history to accomplish the feat, joining **Posluszny**, **Mike Peterson**, **Akin Ayodele**, **Kevin Hardy** (two games with multiple sacks) and **Brant Boyer** (two games with multiple sacks)

- **12/13 vs. IND:** Started at WLB and made nine tackles (eight solo), including one tackle for loss ... Added one pass defended

### 2014 (w/ JAX - 16/10)

Appeared in all 16 games and made 10 starts at LB ... Ranked second on team with 99 tackles (68 solo) and nine tackles for loss ... Had a team-high two fumble recoveries along with four passes defended, one QB hit and one forced fumble ... Ranked third among all NFL rookies in tackles

- **9/7 at PHI:** Made NFL debut and posted three solo tackles with one stop for loss
- **9/14 at WAS:** Produced four tackles (two solo) including his first career sack: QB **Kirk Cousins** for an 11-yard loss in the fourth quarter
- **10/19 vs. CLE:** Named AFC Defensive Player of the Week after producing a sack/forced fumble, interception and two passes defended ... Registered a sack/forced fumble of QB **Brian Hoyer** in the third quarter and the ball was recovered by **Paul Posluszny** ... With 5:21 remaining in the game, Smith picked off Hoyer and returned it 15 yards to set up a Jaguars TD
- **11/23 at IND:** Started at LB and paced the team with 12 tackles (nine solo) along with two fumble recoveries and two tackles for loss ... Recovered an **Andrew Luck** fumble in the first quarter and a **Dan Herron** fumble in the second quarter
- **11/30 vs. NYG:** Started at LB and had double-digit tackles for the second straight game, finishing with 10 stops (eight solo)
- **12/18 vs. TEN:** Compiled a then career-high 15 tackles (10 solo) including one for loss
- **12/28 at HOU:** Registered a career-high 16 tackles (11 solo) in the season-finale

### COLLEGE (at Florida State, 2010-13)

- Appeared in 54 games with 15 starts
- Totaled 214 tackles (139 solo) with seven sacks, 29 tackles for loss and six QB pressures
- Added four fumble recoveries and two forced fumbles
- Had 10 passes defended and four INTs, three returned for TDs
- Started all 14 games as a senior and tallied a team-high 90 tackles (61 solo), three INTs, 9.5 tackles for loss, two sacks, two fumble recoveries and four passes defended
- Recorded three INTs and tied the school single-season record with three returned for TDs
- First-team All-ACC selection by the league's coaches, ESPN.com and The Sporting News
- Majored in sports administration

### PERSONAL

- Attended Lowndes High School in Georgia
- Received four-star ranking from Rivals.com and a three-star rating from Scout.com
- Super Prep All-State selection
- Registered 109 tackles (84 solo) as a senior with a pair of INTs
- Recorded 97 tackles, 16 tackles for loss and two INTs as a junior, leading team to Class 5A championship
- Played in the Georgia Athletic Coaches Association North/South All-Star Classic
- Twitter handle is @TelvinSmith\_22



### REGULAR SEASON CAREER STATISTICS

YEAR	TEAM	GP/GS	TKL	SOLO	ASST	TFL	SACKS	ST	FF	FR	PD	INT
2014	JAX	16/10	99	68	31	9	2.0	4	1	2	4	1
2015	JAX	14/14	128	99	29	13	2.5	0	2	0	7	1
2016	JAX	16/16	118	98	20	14	1.0	0	0	1	8	2
2017	JAX	2/2	10	7	3	1	0.0	0	0	0	2	1
<b>NFL totals: 4 yrs.</b>		<b>48/42</b>	<b>355</b>	<b>272</b>	<b>83</b>	<b>37</b>	<b>5.5</b>	<b>4</b>	<b>3</b>	<b>3</b>	<b>21</b>	<b>5</b>



### CAREER HIGHS

	GAME	SEASON
<b>Tackles:</b>	16 (12/28/14 at HOU)	128 (2015)
<b>Tackles for loss:</b>	3 (9/13/15 vs. CAR)	14 (2016)
<b>Sacks:</b>	2.0 (12/6/15 at TEN)	2.5 (2015)
<b>Forced fumbles:</b>	1 (three times; last: 12/6/15 at TEN)	2 (2015)
<b>Fumble recoveries:</b>	2 (11/23/14 at IND)	2 (2014)
<b>Passes defended:</b>	3 (10/25/15 vs. BUF)	8 (2016)
<b>Interceptions:</b>	1 (four times; last: 9/17/17 vs. TEN)	2 (2016)

# TELVIN SMITH



## 2017 GAME-BY-GAME STATISTICS

DATE	OPP	TKL	SOLO	ASST	TFL	SACKS	ST	FF	FR	INT	PD
09/10	at Houston	2	1	1	0	0.0	0	0	0	0	1
09/17	vs. Tennessee	8	6	2	1	0.0	0	0	0	1	1
09/24	vs. Baltimore										
10/01	at New York Jets										
10/08	at Pittsburgh										
10/15	vs. LA Rams										
10/22	at Indianapolis										
	BYE WEEK										
11/05	vs. Cincinnati										
11/12	vs. LA Chargers										
11/19	at Cleveland										
11/26	at Arizona										
12/03	vs. Indianapolis										
12/10	vs. Seattle										
12/17	vs. Houston										
12/24	at San Francisco										
12/31	at Tennessee										
<b>2017 totals:</b>		<b>10</b>	<b>7</b>	<b>3</b>	<b>1</b>	<b>0.0</b>	<b>0</b>	<b>0</b>	<b>0</b>	<b>1</b>	<b>2</b>



## 2016 GAME-BY-GAME STATISTICS

DATE	GAME	TKL	SOLO	ASST	TFL	SACKS	ST	FF	FR	PD	INT
09/11	vs. Green Bay	8	6	2	2	0.0	0	0	0	0	0
09/18	at San Diego	9	7	2	2	0.0	0	0	0	0	0
09/25	vs. Baltimore	7	6	1	1	0.0	0	0	0	2	0
10/02	vs. Indianapolis	8	8	0	1	0.0	0	0	0	0	0
	BYE WEEK										
10/16	at Chicago	8	8	0	1	0.0	0	0	0	1	0
10/23	vs. Oakland	5	4	1	3	0.0	0	0	0	0	0
10/27	at Tennessee	15	10	5	0	0.0	0	0	0	1	0
11/06	at Kansas City	5	5	0	0	0.0	0	0	0	1	0
11/13	vs. Houston	6	4	2	0	0.0	0	0	0	0	0
11/20	at Detroit	8	7	1	1	0.0	0	0	1	0	0
11/27	at Buffalo	9	7	2	2	0.0	0	0	0	0	0
12/04	vs. Denver	6	6	0	0	1.0	0	0	0	0	0
12/11	vs. Minnesota	2	2	0	1	0.0	0	0	0	0	0
12/18	at Houston	8	6	2	0	0.0	0	0	0	1	1
12/24	vs. Tennessee	5	4	1	0	0.0	0	0	0	0	0
01/01	at Indianapolis	9	8	1	0	0.0	0	0	0	2	1
<b>2016 totals:</b>		<b>118</b>	<b>98</b>	<b>20</b>	<b>14</b>	<b>1.0</b>	<b>0</b>	<b>0</b>	<b>1</b>	<b>8</b>	<b>2</b>



## 2015 GAME-BY-GAME STATISTICS

DATE	GAME	TKL	SOLO	ASST	TFL	SACKS	ST	FF	FR	PD	INT
09/13	vs. Carolina	9	7	2	3	0.0	0	0	0	0	0
09/20	vs. Miami	9	6	3	0	0.0	0	0	0	1	1
09/27	at New England	11	7	4	0	0.0	0	0	0	0	0
10/04	at Indianapolis	9	5	4	1	0.5	0	0	0	0	0
10/11	at Tampa Bay	14	13	1	1	0.0	0	0	0	0	0
10/18	vs. Houston	7	7	0	1	0.0	0	0	0	0	0
10/25	vs. Buffalo	9	8	1	2	0.0	0	0	0	3	1
	BYE WEEK										
11/08	at N.Y. Jets	8	6	2	1	0.0	0	1	0	2	0
11/15	at Baltimore	12	5	7	0	0.0	0	0	0	0	0
11/19	vs. Tennessee	9	8	1	1	0.0	0	0	0	0	0
11/29	vs. San Diego	7	6	1	0	0.0	0	0	0	0	0
12/06	at Tennessee	9	7	2	1	2.0	0	1	0	0	0
12/13	vs. Indianapolis	9	8	1	1	0.0	0	0	0	1	0
12/20	vs. Atlanta	6	6	0	1	0.0	0	0	0	0	0
12/27	at New Orleans					ina					
01/03	at Houston					ina					
<b>2015 totals:</b>		<b>128</b>	<b>99</b>	<b>29</b>	<b>13</b>	<b>2.5</b>	<b>0</b>	<b>2</b>	<b>0</b>	<b>7</b>	<b>1</b>



## 2014 GAME-BY-GAME STATISTICS

DATE	GAME	TKL	SOLO	ASST	TFL	SACKS	ST	FF	FR	PD	INT
09/07	at Philadelphia	3	3	0	1	0.0	0	0	0	0	0
09/14	at Washington	4	2	2	1	1.0	0	0	0	0	0
09/21	vs. Indianapolis	3	2	1	0	0.0	0	0	0	0	0
09/28	at San Diego	1	1	0	0	0.0	0	0	0	0	0
10/05	vs. Pittsburgh	4	2	2	0	0.0	0	0	0	0	0
10/12	at Tennessee	2	2	0	0	0.0	0	0	0	0	0
10/19	vs. Cleveland	4	3	1	1	1.0	0	1	0	2	1
10/26	vs. Miami	5	2	3	0	0.0	0	0	0	1	0
11/02	at Cincinnati	7	5	2	0	0.0	0	0	0	0	0
11/09	vs. Dallas	3	3	0	1	0.0	0	0	0	0	0
	BYE WEEK										
11/23	at Indianapolis	12	9	3	2	0.0	0	0	2	0	0
11/30	vs. N.Y. Giants	10	9	2	0	0.0	0	0	0	0	0
12/07	vs. Houston	5	4	1	2	0.0	0	0	0	1	0
12/14	at Baltimore	5	1	4	0	0.0	0	0	0	0	0
12/18	vs. Tennessee	15	10	5	1	0.0	0	0	0	0	0
12/28	at Houston	16	11	5	0	0.0	0	0	0	0	0
<b>2014 totals:</b>		<b>99</b>	<b>68</b>	<b>31</b>	<b>9</b>	<b>2.0</b>	<b>0</b>	<b>1</b>	<b>2</b>	<b>4</b>	<b>1</b>

# DAWUANE SMOOT

## 94 DAWUANE SMOOT

DEFENSIVE END

6-3 264 LBS


ILLINOIS

BORN MARCH 2, 1995

GROVEPORT, OHIO

ACQ: THIRD ROUND OF 2017 DRAFT (68TH)

EXP: ROOKIE



### TRANSACTIONS

Drafted by Jacksonville in the third round (68th overall) in the 2017 draft

### PRO (Games played/started - 2/0)

#### 2017 (w/ JAX - 2/0)

- **9/10 at HOU:** Made his NFL debut and recorded one solo tackle
- **9/17 vs. TEN:** Saw action at DE and recorded one special teams tackle

#### COLLEGE (at Illinois, 2013-16)

- Finished his career with 24 straight starts
- Tied for sixth in Illinois history with 38.5 tackles for a loss and eighth with 16.5 career sacks

#### 2016 (Senior)

Named team captain as a senior, starting all 12 games at defensive tackle ... Totaled 56 tackles, 15 for a loss, 5.0 sacks, 10 QB pressures, one pass defended and two forced fumbles ... All-Big Ten third team

- **9/11 vs. UNC:** Earned a safety on a tackle for a loss
- **10/22 at Michigan:** Posted eight tackles
- **11/26 at Northwestern:** Matched his career high of 2.0 sacks

#### 2015 (Junior)

Started all 12 games on the defensive line to total 40 tackles, 15 for a loss, 8.0 sacks, two passes defended, three QB pressures, three forced fumbles and two fumble recoveries ... Led the team in tackles for loss (15) and sacks (8.0), including most tackles for loss in a single season by an Illini since Whitney Mercilus' 22.5 in 2011

- **9/26 vs. MTSU:** Recorded a career-high and Illini season-best 2.0 sacks and had 3 tackles for loss
- **11/28 vs. Northwestern:** Had a season-high six tackles

#### 2014 (Sophomore)

Played in all 13 games, totaling 33 tackles, including 7.5 for a loss, 2.5 sacks, three QB pressures and two passes defended

- **9/20 vs. Texas State:** Posted a career high of 2.0 sacks

#### 2013 (Freshman)

Played in seven games, posting eight tackles and 1.0 sack on the season

- **11/30 vs. Northwestern:** Registered four tackles and 1.0 sack

### HIGH SCHOOL

- Attended Groveport Madison (Groveport, Ohio) HS
- In his final two seasons, totaled 204 tackles, 24.0 sacks, five forced fumbles, one fumble recovery and four passes defended
- Earned defensive MVP at Madison his junior and senior years

### PERSONAL

- Son of Darrell Sr. and Jamecca Smoot
- Goes by "D.J"

### REGULAR SEASON CAREER STATISTICS

YEAR	TEAM	GP/GS	TKL	SOLO	ASST	TFL	SACKS	ST	FF	FR	PD	INT
2017	JAX	2/0	1	1	0	0	0.0	0	0	0	0	0
<b>NFL totals: 1 yr.</b>		<b>2/0</b>	<b>1</b>	<b>1</b>	<b>0</b>	<b>0</b>	<b>0.0</b>	<b>0</b>	<b>0</b>	<b>0</b>	<b>0</b>	<b>0</b>

### 2017 GAME-BY-GAME STATISTICS

DATE	OPP	TKL	SOLO	ASST	TFL	SACKS	ST	FF	FR	INT	PD
09/10	at Houston	1	1	0	0	0.0	0	0	0	0	0
09/17	vs. Tennessee	0	0	0	0	0.0	1	0	0	0	0
09/24	vs. Baltimore										
10/01	at New York Jets										
10/08	at Pittsburgh										
10/15	vs. LA Rams										
10/22	at Indianapolis										
	BYE WEEK										
11/05	vs. Cincinnati										
11/12	vs. LA Chargers										
11/19	at Cleveland										
11/26	at Arizona										
12/03	vs. Indianapolis										
12/10	vs. Seattle										
12/17	vs. Houston										
12/24	at San Francisco										
12/31	at Tennessee										
<b>2017 totals:</b>		<b>1</b>	<b>1</b>	<b>0</b>	<b>0</b>	<b>0.0</b>	<b>1</b>	<b>0</b>	<b>0</b>	<b>0</b>	<b>0</b>

# PEYTON THOMPSON

## 25 PEYTON THOMPSON

FREE SAFETY  
5-10 184 LBS.  
SAN JOSE STATE  
BORN SEPTEMBER 26, 1990  
ABILENE, TEXAS  
ACQ: FREE AGENT 2014  
EXP: 3RD YEAR



### TRANSACTIONS

Originally signed by Atlanta as an undrafted rookie on 4/30/12 ... Waived on 8/31/12 ... Signed by Atlanta to the practice squad on 9/1/12 ... Signed by Atlanta to the 90-man roster on 1/21/13 ... Waived on 8/30/13 ... Signed by Washington to the practice squad on 11/26/13 ... Signed by Washington to the 90-man roster on 13/31/13 ... Waived on 8/9/14 ... Signed by Chicago on 8/18/14 ... Waived on 8/24/14 ... Signed by Jacksonville to the practice squad on 9/1/14 ... Signed to Jacksonville's active roster on 10/25/14 ... Waived on 11/11/14 ... Signed by Jacksonville to the practice squad on 11/12/14 ... Waived on 9/5/15 ... Signed by Jacksonville to the practice squad on 9/6/15 ... Activated to the 53-man active roster on 9/19/15

### PRO (Games played/started - 34/0)

- Third-year CB has spent time with Atlanta, Washington, Chicago and Jacksonville
- Entered NFL as an undrafted rookie with the Falcons in 2012

### 2017 (w/ JAX - 2/0)

- **9/10 at HOU:** Saw action on special teams
- **9/17 vs. TEN:** Saw action on special teams

### 2016 (w/ JAX - 15/0)

Saw action in 15 games ... Led the team seven special team tackles

- **9/11 vs. G.B.:** Played 18 snaps on special teams in the team's season opener
- **9/18 at S.D.:** Saw action on special teams
- **9/25 vs. BAL:** Saw action on special teams
- **10/2 vs. IND:** Made one stop on special teams
- **10/16 at CHI:** Saw action on special teams
- **10/23 vs. OAK:** Saw action on special teams and assisted on one ST tackle
- **10/27 at TEN:** Saw action on special teams
- **11/6 at K.C.:** Saw action on special teams
- **11/13 vs. HOU:** Saw action on special teams
- **11/20 at DET:** Saw action at CB and made two tackles (one solo)
- **11/27 at BUF:** Led the team with three special teams tackles
- **12/4 vs. DEN:** Saw action on special teams
- **12/11 vs. MIN:** Inactive (ankle)
- **12/18 at HOU:** Saw action in relief of CB Aaron Colvin (ankle) and recorded three tackles (two solo)
- **12/24 vs. TEN:** Saw action on special teams and recorded one special teams tackle
- **1/1 at IND:** Saw action on special teams

### 2015 (w/ JAX - 15/0)

Played in 15 games after promotion from the practice squad after Week 1 ... Totaled eight tackles (six solo), one pass defended and 0.5 sacks

- **9/20 vs. MIA:** Made two solo tackles and recorded one pass defended in season debut
- **9/27 at N.E.:** Made two solo tackles at CB and FS and saw action on special teams
- **1/3 at HOU:** Saw action at CB and on special teams ... Tallied one tackle and 0.5 sacks

### 2014 (w/ JAX - 2/0)

Saw action in two games

- **11/2 at CIN:** Made his NFL debut

### 2013 (w/ WAS - ps)

Spent the offseason with the Atlanta Falcons before being released on Aug. 30 ... Signed to the Redskins' practice squad in Week 13

### 2012 (w/ ATL - ps)

Spent the season on the Atlanta's practice squad

### COLLEGE (at San Jose State, 2008-11)

- Credited with 186 tackles (125 solo), 10.5 tackles for loss, seven interceptions, one sack, two forced fumbles, two fumble recoveries and 22 passes defended in his four seasons at San Jose State
- As a senior in 2011, played in all 13 games with 11 starts
- Shared the team lead with 10 pass break-ups and finished second on the team with two interceptions that year
- Also added 82 total tackles, which ranked third for the Spartans
- Graduated with a degree in sociology

### PERSONAL

- Attended Granite Bay (Calif.) High School, where he was a two-time Sacramento Bee honorable mention All-Metro
- Lettered in football and track
- Set a school record in the 400-yard dash (48.2 seconds)
- Native of Abilene, Texas
- Twitter handle is @tattedNspatted



### REGULAR SEASON CAREER STATISTICS

YEAR	TEAM	GP/GS	TKL	SOLO	ASST	SACKS	FF	FR	PD	INT
2014	JAX	2/0	0	0	0	0.0	0	0	0	0
2015	JAX	15/0	8	6	2	0.5	0	0	1	0
2016	JAX	15/0	5	3	2	0.0	0	0	0	0
2017	JAX	2/0	0	0	0	0.0	0	0	0	0
<b>Career totals: 3 yrs.</b>		<b>34/0</b>	<b>13</b>	<b>9</b>	<b>4</b>	<b>0.5</b>	<b>0</b>	<b>0</b>	<b>1</b>	<b>0</b>

**Additional statistics:** five special teams tackles in 2015; six in 2016



### CAREER HIGHS

	GAME	SEASON
<b>Tackles:</b>	3 (12/18/16 at HOU)	8 (2015)
<b>Sacks:</b>	0.5 (1/3/15 at HOU)	0.5 (2015)
<b>Passes defended:</b>	1 (9/20/15 vs. MIA)	1 (2015)



### 2017 GAME-BY-GAME STATISTICS

DATE	OPP	TKL	SOLO	ASST	TFL	SACKS	ST	FF	FR	INT	PD
09/10	at Houston	0	0	0	0	0.0	0	0	0	0	0
09/17	vs. Tennessee	0	0	0	0	0.0	0	0	0	0	0
09/24	vs. Baltimore										
10/01	at New York Jets										
10/08	at Pittsburgh										
10/15	vs. LA Rams										
10/22	at Indianapolis										
	BYE WEEK										
11/05	vs. Cincinnati										
11/12	vs. LA Chargers										
11/19	at Cleveland										
11/26	at Arizona										
12/03	vs. Indianapolis										
12/10	vs. Seattle										
12/17	vs. Houston										
12/24	at San Francisco										
12/31	at Tennessee										
<b>2017 totals:</b>		<b>0</b>	<b>0</b>	<b>0</b>	<b>0.0</b>	<b>0</b>	<b>0</b>	<b>0</b>	<b>0</b>	<b>0</b>	<b>0</b>



### 2016 GAME-BY-GAME STATISTICS

DATE	GAME	TKL	SOLO	ASST	SACKS	FF	FR	PD	INT
09/11	vs. Green Bay	0	0	0	0.0	0	0	0	0
09/18	at San Diego	0	0	0	0.0	0	0	0	0
09/25	vs. Baltimore	0	0	0	0.0	0	0	0	0
10/02	vs. Indianapolis	0	0	0	0.0	0	0	0	0
	BYE WEEK								
10/16	at Chicago	0	0	0	0.0	0	0	0	0
10/23	vs. Oakland	0	0	0	0.0	0	0	0	0
10/27	at Tennessee	0	0	0	0.0	0	0	0	0
11/06	at Kansas City	0	0	0	0.0	0	0	0	0
11/13	vs. Houston	0	0	0	0.0	0	0	0	0
11/20	at Detroit	2	1	1	0.0	0	0	0	0
11/27	at Buffalo	0	0	0	0.0	0	0	0	0
12/04	vs. Denver	0	0	0	0.0	0	0	0	0
12/11	vs. Minnesota				ina				
12/18	at Houston	3	2	1	0.0	0	0	0	0
12/24	vs. Tennessee	0	0	0	0.0	0	0	0	0
01/01	at Indianapolis	0	0	0	0.0	0	0	0	0
<b>2016 totals:</b>		<b>5</b>	<b>3</b>	<b>2</b>	<b>0.0</b>	<b>0</b>	<b>0</b>	<b>0</b>	<b>0</b>

**Additional statistics:** nine special teams tackles (seven solo) in 2016

# PEYTON THOMPSON



## 2015 GAME-BY-GAME STATISTICS

DATE	GAME	TKL	SOLO	ASST	SACKS	FF	FR	PD	INT
09/13	vs. Carolina				ps				
09/20	vs. Miami	2	2	0	0.0	0	0	1	0
09/27	at New England	2	2	0	0.0	0	0	0	0
10/04	at Indianapolis	1	0	1	0.0	0	0	0	0
10/11	at Tampa Bay	0	0	0	0.0	0	0	0	0
10/18	vs. Houston	0	0	0	0.0	0	0	0	0
10/25	vs. Buffalo	0	0	0	0.0	0	0	0	0
11/01	BYE WEEK								
11/08	at N.Y. Jets	1	1	0	0.0	0	0	0	0
11/15	at Baltimore	0	0	0	0.0	0	0	0	0
11/19	vs. Tennessee	0	0	0	0.0	0	0	0	0
11/29	vs. San Diego	0	0	0	0.0	0	0	0	0
12/06	at Tennessee	0	0	0	0.0	0	0	0	0
12/13	vs. Indianapolis	0	0	0	0.0	0	0	0	0
12/20	vs. Atlanta	1	1	0	0.0	0	0	0	0
12/27	at New Orleans	0	0	0	0.0	0	0	0	0
01/03	at Houston	1	0	1	0.5	0	0	0	0
<b>2015 totals:</b>		<b>8</b>	<b>6</b>	<b>2</b>	<b>0.5</b>	<b>0</b>	<b>0</b>	<b>1</b>	<b>0</b>

**Additional statistics:** five special teams tackles in 2015

# JOSH WALKER

73

## JOSH WALKER

OFFENSIVE LINEMAN  
6-5 330 LBS.  
MIDDLE TENNESSEE STATE  
BORN JUNE 2, 1991  
SPRING CITY, TENNESSEE  
ACQ: FREE AGENT 2017  
EXP: 3RD YEAR



### TRANSACTIONS

Originally signed by Indianapolis as an undrafted free agent on 5/11/14 ... Waived on 8/30/14 ... Signed by Indianapolis to the practice squad on 9/16/14 ... Signed by Green Bay to the practice squad on 9/23/14 ... Signed by Green Bay on 1/20/15 ... Waived on 9/3/16 ... Signed by Houston to the practice squad on 10/27/16 ... Promoted to the 53-man active roster on 11/8/16

### PRO (Games played/started - 15/0)

• Has played in 14 career games with Houston and Green Bay, as well as several stints on the practice squad in Green Bay, Indianapolis and Houston

### 2017 (w/ JAX - 0/0)

- 9/10 at HOU: Inactive
- 9/17 vs. TEN: Inactive

### 2016 (w/ HOU - 2/0)

- Spent training camp with Green Bay, before being waived and signed to the Houston practice squad prior to Week 8
- Active but DNP in Week 10
  - 12/18 vs. JAX: Made his Houston debut as a reserve offensive lineman

### 2015 (w/ G.B. - 13/0)

- Played in 13 games, seeing action on offense and special teams
  - 9/13 at CHI: Made his NFL debut, appearing on five snaps on special teams and three on offense
  - 10/11 vs. STL: Played 32 snaps at RG in place of T.J. Lang after he departed with injury

### 2014 (w/ IND - ps; w/ G.B. - ps)

- Served on Green Bay's practice squad for the final 13 games of the regular season and two playoff games
- Spent the first two weeks of the regular season on Indianapolis' practice squad

### COLLEGE (at Middle Tennessee State, 2010-13)

- Played in 49 games with 34 starts, including 25 straight to end his collegiate career, in four seasons with the Blue Raiders
- Never missed a game during his career
- Earned second-team All-Conference USA honors and was voted a team captain in his final season

### PERSONAL

- Attended Rhea County (Evansville, Tenn.) High School, where he was a three-year starter on the offensive and defensive line for the Golden Eagles
- Named to The Tennessean's 2008 Dream Team and the Best of Preps after recording 41 pancake blocks his senior year in helping lead his team to a 10-3 record
- Also lettered in track and field his senior year, participating in the shot put and discus events



# JOSH WELLS

72

## JOSH WELLS

OFFENSIVE LINEMAN

6-6 306 LBS

JAMES MADISON

BORN FEBRUARY 14, 1991

MECHANICSVILLE, VIRGINIA

ACQ: ROOKIE FREE AGENT 2014

EXP: 3RD YEAR



### TRANSACTIONS

Originally signed by Jacksonville as an undrafted rookie on 5/14/14 ... Placed on injured reserve on 9/4/16 ... Activated to 53-man roster on 11/21/16

### PRO (Games played/started - 19/0)

• Third-year OL has contributed on special teams, LT, LG and RT

### 2017 (w/ JAX - 2/0)

- **9/10 at HOU:** Saw action on special teams
- **9/17 vs. TEN:** Saw action on special teams

### 2016 (w/ JAX - 5/0)

Spent the first 11 weeks on the team's injured reserve list (thumb) before being activated to the 53-man roster prior Week 12

- **11/27 at BUF:** Made his 2016 debut on special teams
- **12/4 vs. DEN:** Saw action on special teams
- **12/11 vs. MIN:** Saw one snap at LT and saw action on special teams
- **12/18 at HOU:** Saw action at LG in relief of **Jeremiah Poutasi** ... Left the game with a shoulder injury and did not return
- **12/24 vs. TEN:** Dressed but did not play
- **1/1 at IND:** Saw action along the offensive line

### 2015 (w/ JAX - IR)

Placed on injured reserve on August 28 with a thumb injury

### 2014 (w/ JAX - 12/0)

One of three undrafted rookies to make opening day roster (**Tyler Shatley**, **Allen Hurns**) ... Played in 12 games as a rookie, primarily on special teams

- **9/21 at IND:** Made NFL debut on special teams
- **10/26 vs. MIA:** Inserted into the game in the first quarter for **Luke Joeckel** (concussion) at LT and played the remainder of the game
- **11/30 vs. NYG:** Inserted into the game in the second quarter for an injured **Austin Pasztor** at RT and played every snap

### COLLEGE (at James Madison, 2009-13)

- Four-year letterman
- Started all 12 games as a senior in 2013 while serving as a team captain
- Two-time second-team All-CAA selection
- Saw action at TE and DL to fill-in for injury
- Majored in sports management

### PERSONAL

- Four-year letterman at QB for Hanover (Mechanicsville, Va.) High School, where he threw for more than 4,000 yards and 28 TDs while rushing for 900 yards and five TDs
- First-team All-Capital District selection as a senior
- Two-year team captain
- Full name is Joshua Ryan Wells
- Twitter handle is @J\_Wells72

# JARROD WILSON

26

## JARROD WILSON



SAFETY

6-2 210 LBS

MICHIGAN

BORN FEBRUARY 9, 1994

AKRON, OHIO

ACQ: FREE AGENT 2016

EXP: 2ND YEAR

### TRANSACTIONS

Originally signed by Jacksonville as an undrafted rookie on May 1, 2016

### PRO (Games played/started - 18/0)

- Made his NFL debut in Week 1 of the 2016 season

### 2017 (w/ JAX - 2/0)

- **9/10 at HOU:** Saw action on special teams
- **9/17 vs. TEN:** Saw action on special teams

### 2016 (w/ JAX - 16/0)

- **9/11 vs. G.B.:** Made his NFL and Jaguars debut and played 12 snaps on special teams
- **9/18 at S.D.:** Played four snaps at SS and four snaps on special teams
- **9/25 vs. BAL:** Saw action on special teams
- **10/2 vs. IND:** Played one snap at safety and contributed on special teams
- **10/16 at CHI:** Saw one snap at SS and contributed on special teams
- **10/23 vs. OAK:** Saw action on special teams and on defense and led the team with four ST tackles (three solo)
- **10/27 at TEN:** Saw action on special teams and assisted on one special teams tackle
- **11/6 at K.C.:** Saw action on special teams
- **11/13 vs. HOU:** Saw three snaps at SS and registered one solo tackle ... Also saw action on special teams
- **11/20 at DET:** Saw action primarily on special teams
- **11/27 at BUF:** Saw action primarily on special teams
- **12/4 vs. DEN:** Played two snaps at safety and saw action on special teams
- **12/11 vs. MIN:** Saw nine snaps at SS and action on special teams, recording one special teams tackles
- **12/18 at HOU:** Saw action at FS in goal-line situations and recorded one solo tackle
- **12/24 vs. TEN:** Saw action on special teams
- **1/1 at IND:** Played two snaps at safety and saw action on special teams

### COLLEGE (at Michigan, 2012-15)

- Four-year letterman
- Appeared in 48 games with 31 starts
- Career totals include 169 tackles, 4 tackles for loss, one forced fumble, one fumble recovery, four INTs and seven passes defended
- Named a 2015 All-Big Ten honorable mention
- As a senior in 2015, started all 13 games at safety
- As a junior in 2014, started 10 games at safety and totaled 50 tackles and one forced fumble
- Majored in general studies in the College of Literature, Science and the Arts

### PERSONAL

- Attended Akron (Ohio) Buchtel High School where he played for former Michigan RB Ricky Powers
- Registered 71 tackles and three INTs, including one pick-six, as a senior in 2011 en route to first-team All-State honors
- Also lettered in basketball
- His uncle, Dave Young, played at Purdue and for the Baltimore Colts

### REGULAR SEASON CAREER STATISTICS

YEAR	TEAM	GP/GS	TKL	SOLO	ASST	SACKS	FF	FR	PD	INT
2016	JAX	16/0	2	2	0	0.0	0	0	0	0
2017	JAX	2/0	0	0	0	0.0	0	0	0	0
<b>Career totals: 2 yrs.18/0</b>			<b>2</b>	<b>2</b>	<b>0</b>	<b>0.0</b>	<b>0</b>	<b>0</b>	<b>0</b>	<b>0</b>

### 2017 GAME-BY-GAME STATISTICS

DATE	OPP	TKL	SOLO	ASST	TFL	SACKS	ST	FF	FR	INT	PD
09/10	at Houston	0	0	0	0	0.0	0	0	0	0	0
09/17	vs. Tennessee	0	0	0	0	0.0	0	0	0	0	0
09/24	vs. Baltimore										
10/01	at New York Jets										
10/08	at Pittsburgh										
10/15	vs. LA Rams										
10/22	at Indianapolis										
BYE WEEK											
11/05	vs. Cincinnati										
11/12	vs. LA Chargers										
11/19	at Cleveland										
11/26	at Arizona										
12/03	vs. Indianapolis										
12/10	vs. Seattle										
12/17	vs. Houston										
12/24	at San Francisco										
12/31	at Tennessee										
<b>2017 totals:</b>		<b>0</b>	<b>0</b>	<b>0</b>	<b>0.0</b>	<b>0</b>	<b>0</b>	<b>0</b>	<b>0</b>	<b>0</b>	<b>0</b>

### 2016 GAME-BY-GAME STATISTICS

DATE	GAME	TKL	SOLO	ASST	SACKS	FF	FR	PD	INT
09/11	vs. Green Bay	0	0	0	0.0	0	0	0	0
09/18	at San Diego	0	0	0	0.0	0	0	0	0
09/25	vs. Baltimore	0	0	0	0.0	0	0	0	0
10/02	vs. Indianapolis	0	0	0	0.0	0	0	0	0
BYE WEEK									
10/16	at Chicago	0	0	0	0.0	0	0	0	0
10/23	vs. Oakland	0	0	0	0.0	0	0	0	0
10/27	at Tennessee	0	0	0	0.0	0	0	0	0
11/06	at Kansas City	0	0	0	0.0	0	0	0	0
11/13	vs. Houston	1	1	0	0.0	0	0	0	0
11/20	at Detroit	0	0	0	0.0	0	0	0	0
11/27	at Buffalo	0	0	0	0.0	0	0	0	0
12/04	vs. Denver	0	0	0	0.0	0	0	0	0
12/11	vs. Minnesota	0	0	0	0.0	0	0	0	0
12/18	at Houston	1	1	0	0.0	0	0	0	0
12/24	vs. Tennessee	0	0	0	0.0	0	0	0	0
01/01	at Indianapolis	0	0	0	0.0	0	0	0	0
<b>2016 totals:</b>		<b>2</b>	<b>2</b>	<b>0</b>	<b>0.0</b>	<b>0</b>	<b>0</b>	<b>0</b>	<b>0</b>

Additional statistics: six special teams tackles in 2016



# T.J. YELDON



## 2015 GAME-BY-GAME STATISTICS

DATE	GAME	RUSHING					RECEIVING				
		NO	YDS	AVG	LG	TD	NO	YDS	AVG	LG	TD
09/13	vs. Carolina	12	51	4.3	14	0	3	16	5.3	7	0
09/20	vs. Miami	25	70	2.8	12	0	3	13	4.3	11	0
09/27	at New England	11	33	3.0	8	0	2	9	4.5	9	0
10/04	at Indianapolis	22	105	4.8	36	0	2	4	2.0	5	0
10/11	at Tampa Bay	11	32	2.9	10	0	5	31	6.2	13	1
10/18	vs. Houston					ina					
10/25	vs. Buffalo	20	115	5.8	28t	1	1	9	9.0	9	0
	BYE WEEK										
11/08	at N.Y. Jets	14	64	4.6	45	0	3	37	12.3	21	0
11/15	at Baltimore	18	61	3.4	16	0	5	6	1.2	7	0
11/19	vs. Tennessee	14	54	3.9	15	0	3	28	9.3	13	0
11/29	vs. San Diego	9	36	4.0	21	0	4	46	11.5	20	0
12/06	at Tennessee	15	57	3.8	9	1	4	79	19.8	67	0
12/13	vs. Indianapolis	11	62	5.6	14	0	1	1	1.0	1	0
12/20	vs. Atlanta					ina					
12/27	at New Orleans					ina					
01/03	at Houston					ina					
<b>2015 totals:</b>		<b>182</b>	<b>740</b>	<b>4.1</b>	<b>45</b>	<b>2</b>	<b>36</b>	<b>279</b>	<b>7.8</b>	<b>67</b>	<b>1</b>



## **GAME SUMMARIES**

**REGULAR SEASON WEEK 3 VS. BALTIMORE**

# GAME SUMMARIES



## WEEK 1 AT HOUSTON

Sept. 10, 2016 at NRG Stadium

	1	2	3	4	OT	Final
JACKSONVILLE JAGUARS (1-0)	3	16	7	3	-	29
HOUSTON TEXANS (0-1)	0	0	7	0	-	7

With the backdrop of hurricane relief efforts in Houston in the aftermath of Harvey, and a raucous crowd on hand, the Jaguars turned in their best Opening Day effort in years with a statement-making 29-7 division win at NRG Stadium. Leading the way was a defense that dominated the game with a franchise-record 10 sacks, including 4.0 by **Calais Campbell**, and four takeaways that led to 16 points. On offense rookie **Leonard Fournette** rushed for 100 yards and a touchdown in his NFL debut, while **Chris Ivory** added 42 yards on nine carries. Jacksonville scored on its first possession of the new season, marching 51 yards in eight plays to set up **Jason Myers**' 42-yard field goal. Houston's first six possessions ended with four punts, including three 3-and-outs, followed by back-to-back fumbles on strip-sacks by **Yannick Ngakoue**. The first fumble led to Fournette's 1-yard scoring run, and the second was scooped up by **Dante Fowler Jr.** and returned 53 yards for a touchdown to give the Jaguars a 19-0 halftime lead with 49 seconds remaining in the first half. By that time Campbell had 3.5 sacks and Ngakoue had 2.0 with two forced fumbles. **Deshawn Watson** replaced **Tom Savage** as the Texans quarterback at halftime, and Houston opened the second half with its best drive of the day, going 75 yards on 14 plays to a 4-yard touchdown pass from Watson to **DeAndre Hopkins**. But Jacksonville responded quickly with a 10-play, 75-yard series ending with a TD pass from Bortles to **Tommy Bohanon** to make it 26-7. The Texans' next drive of 11 plays reached the Jacksonville 35-yard line before Fowler's strip sack of Watson was recovered by Ngakoue. Two possessions later Houston put together a 7-play drive, but that was ended by another turnover, this time an interception by **Tashaun Gipson** that he returned 67 yards to set up Myers' 38-yard field goal to cap the scoring at 29-7 with 3:15 remaining. In the only bad news of the day, **Allen Robinson** suffered a torn ACL on the third play of the game. The win was the Jaguars' first on Opening Day since 2011, and their first road win on Opening Day since 2004.

Team	Q	Time	Scoring Play	Drive Info
Jax	1	12:08	J. Myers 42 yd. Field Goal	8-51, 2:52
Jax	2	14:49	J. Myers 25 yd. Field Goal	10-77, 5:14
Jax	2	2:02	L. Fournette 1 yd. run (kick failed, wr)	9-53, 5:29
Jax	2	0:49	D. Fowler 53 yd. fumble return (Myers kick)	
Hou	3	9:09	D. Hopkins 4 yd. pass from D. Watson (Fairbairn kick)	14-75, 5:51
Jax	3	4:14	T. Bohanon 1 yd. pass from B. Bortles (Myers kick)	10-75, 4:55
Jax	4	3:11	J. Myers 38 yd. Field Goal	4-7, 0:20

### Team Statistics

	Jaguars	Texans
First Downs (Run-Pass-Pen)	19 (7-8-4)	23 (4-11-8)
Total Yards-Plays-Avg.	280-60-4.7	203-69-2.9
Rushing Yards-Attempts-Avg.	155-39-4.0	93-23-4.0
Net Yards Passing (Sacked-Yds)	125 (0-0)	110 (10-54)
Att-Comp-Int	21-11-0	36-19-1
Third Down Conversions (%)	3-12 (25%)	5-12 (42%)
Fourth Down Conversions (%)	1-1 (100%)	0-1 (0%)
Punts-Avg.	4-46.8	5-43.2
Fumbles-Lost	0-0	3-3
Penalties-Yards	10-89	9-94
Time of Possession	30:05	29:55

### Individual Statistics

**Texans Rushing:** L. Miller 17-65, D. Watson 2-16, T. Ervin 3-8, D. Foreman 1-4  
**Jaguars Rushing:** L. Fournette 26-100, C. Ivory 9-42, B. Bortles 3-13

**Texans Passing:** D. Watson 12-23-102 (TD, INT); T. Savage 7-13-62  
**Jaguars Passing:** B. Bortles 11-21-125 (TD)

**Texans Receiving:** D. Hopkins 7-55, C. Fierdorowicz 4-46, T. Ervin 4-18, L. Miller 2-31, S. Anderson 2-14  
**Jaguars Receiving:** A. Hurns 3-42, L. Fournette 3-24, J. O'Shaughnessy 1-18, A. Robinson 1-17, A. Benn 1-12, C. Ivory 1-11, T. Bohanon 1-1

**Sacks: Texans** None  
**Sacks: Jaguars** 10.0 (Campbell 4.0; Ngakoue 2.0; McCray 1.5; Fowler Jr. 1.0; Jackson 1.0; Jones 0.5)

**Interceptions: Texans** None  
**Interceptions: Jaguars** 1 (T. Gipson)

**Paid Attendance:** 71,710      **Time:** 3:06      **Temperature:** 80 degrees



## WEEK 2 VS. TENNESSEE

Sept. 17, 2016 at EverBank Field

	1	2	3	4	OT	Final
TENNESSEE TITANS (1-1)	3	3	17	14	--	37
JACKSONVILLE JAGUARS (1-1)	3	0	0	13	--	16

Making their regular season home debut, the Jaguars started fast with a three-and-out on defense followed by a **Jason Myers** 43-yard field goal on their first possession, but Tennessee took over from there on the strength of 179 rushing yards and three takeaways for a 37-16 win. Following the Jaguars' opening drive the offense struggled, with five punts and three turnovers on their next eight possessions including three straight turnovers in the second and third quarters. Tennessee turned both of **Blake Bortles'** interceptions into points with field goals of 41 and 26 yards for a 9-3 lead early in the second half, then extended its string to six straight scoring drives with touchdowns on each of the next four. **Derek Henry** blasted through the defense for a 17-yard scoring run before **Delanie Walker** ran in from a yard out to give Tennessee a 23-3 advantage late in the third quarter. Four touchdowns were scored in the final period, with Tennessee extending the lead to 30-0 on a **Marcus Mariota** 32-yard pass to **Jonnu Smith** before Leonard Fournette got the Jaguars' first touchdown of the day on a one-yard run. The Titans' **Jalston Fowler** scored on a three-yard touchdown run for a 37-9 lead before Bortles threw a seven-yard touchdown pass to **Allen Hurns** with 2:11 remaining. While Tennessee scored in all four quarters, the Jaguars' highlights were limited to **Marqise Lee's** seven receptions and the defense was limited to a **Telvin Smith** interception and a **Myles Jack** sack of Mariota.

Team	Q	Time	Scoring Play	Drive Info
Jax	1	7:24	J. Myers 43 yd. Field Goal	12-51, 6:01
Ten	1	2:16	R. Succop 40 yd. Field Goal	11-53, 5:08
Ten	2	0:00	R. Succop 41 yd. Field Goal	10-38, 2:13
Ten	3	9:24	R. Succop 26 yd. Field Goal	10-31, 4:40
Ten	3	6:36	D. Henry 17 yd. run (Succop kick)	2-34, 0:46
Ten	3	2:49	D. Walker 1 yd. run (Succop kick)	3-49, 1:34
Ten	4	9:57	J. Smith 32 yd. pass from M. Mariota (Succop kick)	8-86, 5:19
Jax	4	7:12	L. Fournette 1 yd. run (pass failed)	6-75, 2:45
Ten	4	4:14	J. Fowler 3 yd. run (Succop kick)	6-25, 2:58
Jax	4	2:11	A. Hurns 7 yd. pass from B. Bortles (Myers kick)	6-77, 2:03

### Team Statistics

	Titans	Jaguars
First Downs (Run-Pass-Pen)	21 (12-9-0)	20 (6-13-1)
Total Yards-Plays-Avg.	390-64-6.1	310-61-5.1
Rushing Yards-Attempts-Avg.	179-36-5.0	99-25-4.0
Net Yards Passing (Sacked-Yds)	211 (1-4)	211 (2-12)
Att-Comp-Int	27-15-1	34-20-2
Third Down Conversions (%)	6-13 (46%)	5-13 (46%)
Fourth Down Conversions (%)	0-0 (0%)	0-0 (0%)
Punts-Avg.	3-41.7	5-49.2
Fumbles-Lost	0-0	3-1
Penalties-Yards	7-70	10-99
Time of Possession	30:46	29:14

### Individual Statistics

**Titans Rushing:** D. Henry 14-92, D. Murray 9-25, M. Mariota 6-24, D. Fluellen 3-18, T. Taylor 2-16, J. Fowler 1-3, D. Walker 1-1  
**Jaguars Rushing:** L. Fournette 14-40, B. Bortles 4-29, C. Ivory 6-17, C. Grant 1-13

**Titans Passing:** M. Mariota 15-27-215 (INT, TD)  
**Jaguars Passing:** B. Bortles 20-34-223 (2 INTs, TD)

**Titans Receiving:** D. Walker 4-61, R. Matthews 3-43, E. Decker 3-32, J. Smith 2-30, T. Taylor 1-42, C. Davis 1-4, D. Murray 1-3  
**Jaguars Receiving:** M. Lee 7-76, A. Hurns 6-82, C. Ivory 3-31, L. Fournette 2-21, K. Cole 2-13

**Sacks: Titans** 2.0 (B. Orakpo 1.0; D. Morgan 1.0)  
**Sacks: Jaguars** 1.0 (M. Jack)

**Interceptions: Titans** 2 (D. Searcy, C. Riley)  
**Interceptions: Jaguars** 1 (T. Smith)

**Paid Attendance:** 61,709      **Time:** 3:02      **Temperature:** 84 degrees

# National Football League Game Summary

NFL Copyright © 2017 by The National Football League. All rights reserved. This summary and play-by-play is for the express purpose of assisting media in their coverage of the game; any other use of this material is prohibited without the written permission of the National Football League. Updated: 9/18/2017

Date: Sunday, 9/17/2017

## Tennessee Titans at Jacksonville Jaguars

Start Time: 1:02 PM EDT

at Everbank Field, Jacksonville, FL

### Game Day Weather

Game Weather: Partly Cloudy  
Played Open on Turf: Grass

Temp: 84° F (28.9° C) Humidity: 59%, Wind: NW 10 mph

### Officials

Referee: Hochuli, Ed (85)  
Line Judge: Baynes, Rusty (59)  
Back Judge: Helverson, Scott (93)

Umpire: Smith, Shawn (14)  
Field Judge: Shaw, Dale (104)  
Replay Official: Sifferman, Tom (0)

Down Judge: Bradley, Greg (98)  
Side Judge: Kemp, Alex (55)

### Lineups

Tennessee Titans			Jacksonville Jaguars				
Offense		Defense	Offense		Defense		
WR 18	R.Matthews	DE 90	D.Jones	WR 11	M.Lee	DE 91	Y.Ngakoue
TE 89	P.Supernaw	NT 96	S.Williams	LT 74	C.Robinson	NT 95	A.Jones
LT 77	T.Lewan	DT 99	J.Casey	LG 77	P.Omameh	DT 97	M.Jackson
LG 67	Q.Spain	OLB 91	D.Morgan	C 65	B.Linder	DE 93	C.Campbell
C 60	B.Jones	ILB 59	W.Woodyard	RG 60	A.Cann	WLB 50	T.Smith
RG 64	J.Kline	ILB 54	A.Williamson	RT 78	J.Parnell	MLB 51	P.Posluszny
RT 78	J.Conklin	OLB 98	B.Orakpo	TE 89	M.Lewis	SLB 44	M.Jack
WR 84	C.Davis	CB 25	A.Jackson	WR 88	A.Hurns	LCB 20	J.Ramsey
WR 81	J.Smith	SS 21	D.Searcy	QB 5	B.Bortles	FS 39	T.Gipson
QB 8	M.Mariota	FS 31	K.Byard	FB 40	T.Bohanon	SS 42	B.Church
RB 29	D.Murray	CB 26	L.Ryan	RB 27	L.Fournette	RCB 21	A.Bouye

### Substitutions

K 4 R.Succop, P 6 B.Kern, WR 13 T.Taylor, WR 14 E.Weems, RB 22 D.Henry, CB 23 B.McCain, RB 32 D.Fluellen, DB 35 C.Riley, CB 36 L.Sims, S 41 B.Trawick, FB 45 J.Fowler, LS 48 B.Brinkley, OLB 52 A.Wallace, LB 53 D.Bates, LB 55 J.Brown, C/G 62 B.Schwenke, G/T 71 D.Kelly, TE 82 D.Walker, WR 87 E.Decker, OLB 93 E.Walden, DL 94 A.Johnson, DE 95 D.King, DL 97 K.Klug

### Substitutions

K 2 J.Myers, P 3 B.Nortman, WR 17 A.Benn, WR 19 M.McCaffrey, CB 22 A.Colvin, S 25 P.Thompson, S 26 J.Wilson, CB 29 L.Pitts, RB 30 C.Grant, RB 33 C.Ivory, LS 43 M.Overton, LB 52 D.Payne, LB 55 L.McCray, DE 56 D.Fowler, OL 69 T.Shatley, OL 72 J.Wells, TE 80 J.O'Shaughnessy, TE 83 B.Koyack, WR 84 K.Cole, DE 94 D.Smoot, DT 96 M.Bennett, DT 99 E.Ankou

### Did Not Play

QB 16 M.Cassel

### Did Not Play

QB 7 C.Henne, CB 23 T.Patmon

### Not Active

CB 24 K.Reed, CB 33 T.Smith, S 37 J.Cyprien, OLB 44 J.Carroway, LB 50 N.Palmer, G/C 61 C.Levin, OLB 92 K.Dodd

### Not Active

RB 24 T.Yeldon, CB 31 J.Myrick, S 35 C.Pryor, LB 53 B.Brown, OL 73 J.Walker, OL 75 W.Poehls, DT 92 S.Day

### Field Goals (made ( ) & missed)

Player	(40)	(41)	(26)	J.Myers	(43)						
						1	2	3	4	OT	Total
R.Succop						3	3	17	14	0	37
J.Myers						3	0	0	13	0	16

### Scoring Plays

Team	Qtr	Time	Play Description (Extra Point) (Drive Info)	Visitor	Home
Jaguars	1	7:24	J.Myers 43 yd. Field Goal (12-51, 6:01)	0	3
Titans	1	2:16	R.Succop 40 yd. Field Goal (11-53, 5:08)	3	3
Titans	2	0:00	R.Succop 41 yd. Field Goal (10-38, 2:13)	6	3
Titans	3	9:24	R.Succop 26 yd. Field Goal (10-31, 4:40)	9	3
Titans	3	6:36	D.Henry 17 yd. run (R.Succop kick) (2-34, 0:46)	16	3
Titans	3	2:49	D.Walker 1 yd. run (R.Succop kick) (3-49, 1:34)	23	3
Titans	4	9:57	J.Smith 32 yd. pass from M.Mariota (R.Succop kick) (8-86, 5:19)	30	3
Jaguars	4	7:12	L.Fournette 1 yd. run (pass failed) (6-75, 2:45)	30	9
Titans	4	4:14	J.Fowler 3 yd. run (R.Succop kick) (6-25, 2:58)	37	9
Jaguars	4	2:11	A.Hurns 7 yd. pass from B.Bortles (J.Myers kick) (6-77, 2:03)	37	16

# National Football League Game Summary

NFL Copyright © 2017 by The National Football League. All rights reserved. This summary and play-by-play is for the express purpose of assisting media in their coverage of the game; any other use of this material is prohibited without the written permission of the National Football League.

Updated: 9/18/2017

---

Paid Attendance: 61,709

Time: 3:02





Tennessee Titans vs Jacksonville Jaguars  
9/17/2017 at Everbank Field

# Final Team Statistics

	Visitor Titans	Home Jaguars
<b>TOTAL FIRST DOWNS</b>	21	20
By Rushing	12	6
By Passing	9	13
By Penalty	0	1
<b>THIRD DOWN EFFICIENCY</b>	6-13-46%	6-13-46%
<b>FOURTH DOWN EFFICIENCY</b>	0-0-0%	0-0-0%
<b>TOTAL NET YARDS</b>	390	310
Total Offensive Plays (inc. times thrown passing)	64	61
Average gain per offensive play	6.1	5.1
<b>NET YARDS RUSHING</b>	179	99
Total Rushing Plays	36	25
Average gain per rushing play	5.0	4.0
Tackles for a loss-number and yards	1-1	1-1
<b>NET YARDS PASSING</b>	211	211
Times thrown - yards lost attempting to pass	1-4	2-12
Gross yards passing	215	223
<b>PASS ATTEMPTS-COMPLETIONS-HAD INTERCEPTED</b>	27-15-1	34-20-2
Avg gain per pass play (inc.# thrown passing)	7.5	5.9
<b>KICKOFFS Number-In End Zone-Touchbacks</b>	7-6-3	4-2-2
<b>PUNTS Number and Average</b>	3-41.7	5-49.2
Had Blocked	0	0
<b>FGs - PATs Had Blocked</b>	0-0	0-0
<b>Net Punting Average</b>	40.3	38.2
<b>TOTAL RETURN YARDAGE (Not Including Kickoffs)</b>	65	6
No. and Yards Punt Returns	2-55	1-4
No. and Yards Kickoff Returns	2-22	4-88
No. and Yards Interception Returns	2-10	1-2
<b>PENALTIES Number and Yards</b>	7-70	10-99
<b>FUMBLES Number and Lost</b>	0-0	2-1
<b>TOUCHDOWNS</b>	4	2
Rushing	3	1
Passing	1	1
<b>EXTRA POINTS Made-Attempts</b>	4-4	1-2
Kicking Made-Attempts	4-4	1-1
Passing Made-Attempts	0-0	0-1
<b>FIELD GOALS Made-Attempts</b>	3-3	1-1
<b>RED ZONE EFFICIENCY</b>	3-4-75%	2-2-100%
<b>GOAL TO GO EFFICIENCY</b>	2-3-67%	1-1-100%
<b>SAFETIES</b>	0	0
<b>FINAL SCORE</b>	37	16
<b>TIME OF POSSESSION</b>	30:46	29:14

Tennessee Titans vs Jacksonville Jaguars  
9/17/2017 at Everbank Field

# Ball Possession And Drive Chart

## Tennessee Titans

#	Time Recd	Time Lost	Time Poss	How Ball Obtained	Drive Began	# Play	Yds Gain	Yds Pen	Net Yds	1st Down	Last Scrm	How Given Up
1	15:00	13:25	1:35	Kickoff	TEN 25	3	3	0	3	0	TEN 28	Punt
2	7:24	2:16	5:08	Kickoff	TEN 25	11	53	0	53	3	JAX 22	Field Goal
3	0:47	14:23	1:24	Punt	TEN 28	3	6	-5	1	0	TEN 29	Punt
4	13:30	11:51	1:39	Punt	TEN 14	3	4	0	4	0	TEN 18	Punt
5	8:52	7:33	1:19	Fumble	JAX 39	3	15	0	15	1	JAX 24	Interception
6	2:13	0:00	2:13	Interception	TEN 39	10	53	-15	38	2	JAX 23	Field Goal
7	14:04	9:24	4:40	Interception	JAX 39	10	41	-10	31	2	* JAX 8	Field Goal
8	7:22	6:36	0:46	Punt	JAX 34	2	34	0	34	2	* JAX 17	Touchdown
9	4:23	2:49	1:34	Punt	JAX 49	3	49	0	49	2	* JAX 1	Touchdown
10	0:16	9:57	5:19	Punt	TEN 14	8	91	-5	86	5	JAX 32	Touchdown
11	7:12	4:14	2:58	Kickoff	JAX 25	6	25	0	25	3	* JAX 3	Touchdown
12	2:11	0:00	2:11	Kickoff	TEN 20	5	16	0	16	1	TEN 37	End of Game

(479) Average TEN 40

## Jacksonville Jaguars

#	Time Recd	Time Lost	Time Poss	How Ball Obtained	Drive Began	# Play	Yds Gain	Yds Pen	Net Yds	1st Down	Last Scrm	How Given Up
1	13:25	7:24	6:01	Punt	JAX 24	12	51	0	51	3	TEN 25	Field Goal
2	2:16	0:47	1:29	Kickoff	JAX 25	3	4	0	4	0	JAX 29	Punt
3	14:23	13:30	0:53	Punt	JAX 29	3	4	0	4	0	JAX 33	Punt
4	11:51	8:52	2:59	Punt	JAX 41	5	8	-10	-2	1	JAX 46	Fumble
5	7:33	2:13	5:20	Interception	JAX 16	10	42	0	42	4	TEN 42	Interception
6	15:00	14:04	0:56	Kickoff	JAX 25	3	4	0	4	0	JAX 29	Interception
7	9:24	7:22	2:02	Kickoff	JAX 25	3	6	-10	-4	0	JAX 21	Punt
8	6:36	4:23	2:13	Kickoff	JAX 9	4	7	-10	-3	1	JAX 6	Punt
9	2:49	0:16	2:33	Kickoff	JAX 15	7	32	-10	22	2	JAX 37	Punt
10	9:57	7:12	2:45	Kickoff	JAX 25	6	75	0	75	4	* TEN 1	Touchdown
11	4:14	2:11	2:03	Kickoff	JAX 23	6	77	0	77	5	* TEN 7	Touchdown

(257) Average JAX 23

### \* inside opponent's 20

Time of Possession by Quarter		1st	2nd	3rd	4th	OT	Total
Visitor	Tennessee Titans	7:30	5:48	7:16	10:12		30:46
Home	Jacksonville Jaguars	7:30	9:12	7:44	4:48		29:14
Kickoff Drive No.-Start Average		Titans: 3 - TEN 23			Jaguars: 7 - JAX 21		

# Final Defensive Statistics

Tennessee Titans	Regular Defensive Plays											Special Teams					Misc				
	TKL	AST	COMB	SK	/ YDS	TFL	Q	IN	PD	FF	FR	TKL	AST	FF	FR	BL	TKL	AST	FF	FR	
W.Woodyard	6	3	9	0	0	1	0	0	0	0	0	0	0	0	0	0	0	0	0	0	0
K.Byard	3	3	6	0	0	0	0	0	1	0	0	0	0	0	0	0	0	0	0	0	0
A.Jackson	4	1	5	0	0	0	0	0	0	0	0	0	0	0	0	0	0	0	0	0	0
B.Orakpo	4	0	4	1	7	0	1	0	0	1	0	0	0	0	0	0	0	0	0	0	0
L.Ryan	4	0	4	0	0	0	0	0	0	0	0	0	0	0	0	0	0	0	0	0	0
A.Williamson	3	1	4	0	0	0	0	0	1	0	0	0	0	0	0	0	0	0	0	0	0
D.Morgan	2	1	3	1	5	1	1	0	1	0	0	0	0	0	0	0	0	0	0	0	0
L.Sims	2	1	3	0	0	0	0	0	0	1	0	0	0	0	0	0	0	0	0	0	0
D.Searcy	1	2	3	0	0	0	0	1	1	0	0	0	0	0	0	0	0	0	0	0	0
J.Casey	2	0	2	0	0	0	2	0	0	0	0	0	0	0	0	0	0	0	0	0	0
K.Klug	2	0	2	0	0	0	0	0	0	0	0	0	0	0	0	0	0	0	0	0	0
J.Brown	1	0	1	0	0	0	0	0	1	0	0	0	0	0	0	0	0	0	0	0	0
C.Riley	1	0	1	0	0	0	0	1	1	0	0	0	0	0	0	0	0	0	0	0	0
D.Jones	1	0	1	0	0	0	0	0	0	0	0	0	0	0	0	0	0	0	0	0	0
B.McCain	1	0	1	0	0	0	0	0	0	0	0	0	0	0	0	0	0	0	0	0	0
D.King	0	0	0	0	0	0	1	0	0	0	0	0	0	0	0	0	0	0	0	0	0
E.Walden	0	0	0	0	0	0	0	0	0	0	1	0	0	0	0	0	0	0	0	0	0
B.Brinkley	0	0	0	0	0	0	0	0	0	0	0	1	0	0	0	0	0	0	0	0	0
B.Trawick	0	0	0	0	0	0	0	0	0	0	0	1	0	0	0	0	0	0	0	0	0
A.Wallace	0	0	0	0	0	0	0	0	0	0	0	1	0	0	0	0	0	0	0	0	0
T.Taylor	0	0	0	0	0	0	0	0	0	0	0	1	0	0	0	0	0	0	0	0	0
P.Supernaw	0	0	0	0	0	0	0	0	0	0	0	1	0	0	0	0	0	0	0	0	0
D.Murray	0	0	0	0	0	0	0	0	0	0	0	0	0	0	0	0	1	0	0	0	0
<b>Total</b>	<b>37</b>	<b>12</b>	<b>49</b>	<b>2</b>	<b>12</b>	<b>2</b>	<b>5</b>	<b>2</b>	<b>6</b>	<b>2</b>	<b>1</b>	<b>5</b>	<b>0</b>	<b>0</b>	<b>0</b>	<b>0</b>	<b>1</b>	<b>0</b>	<b>0</b>	<b>0</b>	<b>0</b>

TKL = Tackle AST = Assist COMB = Combined QH=QB Hit IN = Interception PD = Pass Defense FF = Forced Fumble FR = Fumble Recovery

Jacksonville Jaguars	Regular Defensive Plays											Special Teams					Misc				
	TKL	AST	COMB	SK	/ YDS	TFL	QH	IN	PD	FF	FR	TKL	AST	FF	FR	BL	TKL	AST	FF	FR	
T.Smith	6	2	8	0	0	1	0	1	1	0	0	0	0	0	0	0	0	0	0	0	0
A.Bouye	6	0	6	0	0	0	0	0	1	0	0	0	0	0	0	0	0	0	0	0	0
B.Church	6	0	6	0	0	0	0	0	0	0	0	0	0	0	0	0	0	0	0	0	0
M.Jack	5	1	6	1	4	1	1	0	0	0	0	0	0	0	0	0	0	0	0	0	0
P.Posluszny	4	1	5	0	0	1	0	0	0	0	0	0	0	0	0	0	0	0	0	0	0
C.Campbell	4	0	4	0	0	0	0	0	0	0	0	0	0	0	0	0	0	0	0	0	0
A.Colvin	3	0	3	0	0	0	0	0	0	0	0	0	0	0	0	0	0	0	0	0	0
M.Jackson	2	0	2	0	0	0	0	0	0	0	0	0	0	0	0	0	0	0	0	0	0
E.Ankou	2	0	2	0	0	0	0	0	0	0	0	0	0	0	0	0	0	0	0	0	0
J.Ramsey	2	0	2	0	0	0	0	0	0	0	0	0	0	0	0	0	0	0	0	0	0
T.Gipson	1	1	2	0	0	0	0	0	0	0	0	0	0	0	0	0	0	0	0	0	0
M.Bennett	1	0	1	0	0	0	0	0	1	0	0	0	0	0	0	0	0	0	0	0	0
Y.Ngakoue	0	1	1	0	0	0	0	0	0	0	0	0	0	0	0	0	0	0	0	0	0
D.Smoot	0	0	0	0	0	0	1	0	0	0	0	1	0	0	0	0	0	0	0	0	0
T.Bohanon	0	0	0	0	0	0	0	0	0	0	0	1	0	0	0	0	0	0	0	0	0
C.Grant	0	0	0	0	0	0	0	0	0	0	0	1	0	0	0	0	0	0	0	0	0
K.Cole	0	0	0	0	0	0	0	0	0	0	0	1	0	0	0	0	0	0	0	0	0
J.Parnell	0	0	0	0	0	0	0	0	0	0	0	0	0	0	0	0	1	0	0	0	0
M.Lee	0	0	0	0	0	0	0	0	0	0	0	0	0	0	0	0	1	0	0	0	0
A.Hurns	0	0	0	0	0	0	0	0	0	0	0	0	0	0	0	0	1	0	0	0	0
<b>Total</b>	<b>42</b>	<b>6</b>	<b>48</b>	<b>1</b>	<b>4</b>	<b>3</b>	<b>2</b>	<b>1</b>	<b>3</b>	<b>0</b>	<b>0</b>	<b>4</b>	<b>0</b>	<b>0</b>	<b>0</b>	<b>0</b>	<b>3</b>	<b>0</b>	<b>0</b>	<b>0</b>	<b>0</b>





# First Quarter

9/17/2017

## Play By Play

JAX wins the coin toss and elects to defer. TEN elects to Receive, and JAX elects to defend the south goal.

J.Myers kicks 65 yards from JAX 35 to end zone, Touchback.

### Tennessee Titans at 15:00

- 1-10-TEN 25 (15:00) D.Murray left end pushed ob at TEN 25 for no gain (M.Jack).  
 2-10-TEN 25 (14:25) D.Murray up the middle to TEN 28 for 3 yards (M.Jackson).  
 3-7-TEN 28 (13:41) (Shotgun) M.Mariota pass incomplete deep right to E.Decker.  
 4-7-TEN 28 (13:36) B.Kern punts 42 yards to JAX 30, Center-B.Brinkley. M.Lee to JAX 34 for 4 yards (B.Brinkley).  
*PENALTY on JAX-J.Wilson, Illegal Block Above the Waist, 10 yards, enforced at JAX 34.*

### Jacksonville Jaguars at 13:25

- 1-10-JAX 24 (13:25) L.Fournette up the middle to JAX 29 for 5 yards (A.Williamson).  
 2-5-JAX 29 (12:51) (Shotgun) B.Bortles up the middle to JAX 35 for 6 yards (K.Byard). R1  
1-10-JAX 35 (12:15) (Shotgun) C.Ivory up the middle to JAX 41 for 6 yards (D.Morgan).  
 2-4-JAX 41 (11:37) B.Bortles pass incomplete short middle to L.Fournette [B.Orakpo].  
 3-4-JAX 41 (11:33) (Shotgun) B.Bortles pass short middle to M.Lee to TEN 45 for 14 yards (A.Jackson). P2  
1-10-TEN 45 (11:02) L.Fournette up the middle to TEN 38 for 7 yards (W.Woodyard).  
 2-3-TEN 38 (10:25) L.Fournette up the middle to TEN 36 for 2 yards (K.Klug).  
 3-1-TEN 36 (9:47) C.Ivory up the middle to TEN 34 for 2 yards (W.Woodyard). R3  
1-10-TEN 34 (9:07) B.Bortles pass incomplete short right to B.Koyack (D.Morgan).  
 2-10-TEN 34 (9:02) L.Fournette right end to TEN 35 for -1 yards (A.Jackson; W.Woodyard).  
 3-11-TEN 35 (8:19) (Shotgun) B.Bortles pass short right to L.Fournette to TEN 25 for 10 yards (D.Searcy; W.Woodyard).  
 4-1-TEN 25 (7:30) **J.Myers 43 yard field goal is GOOD, Center-M.Overton, Holder-B.Nortman.**

**TEN 0 JAX 3, 12 plays, 51 yards, 6:01 drive, 7:36 elapsed**

J.Myers kicks 65 yards from JAX 35 to end zone, Touchback.

### Tennessee Titans at 7:24

- 1-10-TEN 25 (7:24) D.Murray left guard to TEN 29 for 4 yards (T.Smith).  
 2-6-TEN 29 (6:47) D.Murray up the middle to TEN 33 for 4 yards (P.Posluszny).  
 3-2-TEN 33 (6:01) (Shotgun) M.Mariota pass short middle to E.Decker to TEN 43 for 10 yards (A.Bouye). P1  
1-10-TEN 43 (5:20) (Shotgun) M.Mariota pass deep left to E.Decker to JAX 41 for 16 yards (A.Bouye). P2  
1-10-JAX 41 (4:36) D.Murray right end to JAX 37 for 4 yards (M.Jackson).  
 2-6-JAX 37 (3:58) M.Mariota pass incomplete short left to D.Murray (M.Bennett).  
 3-6-JAX 37 (3:52) (Shotgun) M.Mariota pass short left to D.Walker to JAX 29 for 8 yards (A.Colvin). P3  
1-10-JAX 29 (3:09) (Shotgun) D.Murray up the middle to JAX 22 for 7 yards (P.Posluszny; M.Jack).  
 2-3-JAX 22 (2:28) (Shotgun) M.Mariota pass incomplete short left to C.Davis (A.Bouye).  
 3-3-JAX 22 (2:24) (Shotgun) M.Mariota pass incomplete short left to E.Decker.  
 4-3-JAX 22 (2:20) **R.Succop 40 yard field goal is GOOD, Center-B.Brinkley, Holder-B.Kern.**

**TEN 3 JAX 3, 11 plays, 53 yards, 5:08 drive, 12:44 elapsed**

R.Succop kicks 65 yards from TEN 35 to end zone, Touchback.

### Jacksonville Jaguars at 2:16

- 1-10-JAX 25 (2:16) L.Fournette right end to JAX 29 for 4 yards (B.Orakpo).  
 2-6-JAX 29 (1:43) C.Ivory left end to JAX 29 for no gain (B.Orakpo).  
 3-6-JAX 29 (1:04) (Shotgun) B.Bortles pass incomplete short left to M.Lee [J.Casey].  
 4-6-JAX 29 (:59) B.Nortman punts 52 yards to TEN 19, Center-M.Overton. A.Jackson to TEN 28 for 9 yards (D.Smoot).

### Tennessee Titans at 0:47

- 1-10-TEN 28 (:47) *PENALTY on TEN-J.Conklin, False Start, 5 yards, enforced at TEN 28 - No Play.*  
 1-15-TEN 23 (:47) D.Henry up the middle to TEN 26 for 3 yards (T.Smith).  
 2-12-TEN 26 (:09) (Shotgun) M.Mariota right guard to TEN 33 for 7 yards (T.Smith).

### END OF QUARTER

	Score	Time Poss	First Downs				Efficiencies	
			R	P	X	T	3 Down	4 Down
Tennessee Titans	3	7:30	0	3	0	3	2/4	0/0
Jacksonville Jaguars	3	7:30	2	1	0	3	2/4	0/0

## Second Quarter

9/17/2017

## Play By Play

Tennessee Titans continued.

- 3-5-TEN 33 (15:00) (Shotgun) M.Mariota sacked at TEN 29 for -4 yards (M.Jack).  
 4-9-TEN 29 (14:27) B.Kern punts 42 yards to JAX 29, Center-B.Brinkley, out of bounds. TEN-T.Taylor was injured during the play. His return is Questionable.

## Jacksonville Jaguars at 14:23

- 1-10-JAX 29 (14:23) (Shotgun) B.Bortles pass incomplete deep right to A.Hurns.  
 2-10-JAX 29 (14:17) (Shotgun) L.Fournette up the middle to JAX 33 for 4 yards (J.Casey).  
 3-6-JAX 33 (13:42) (Shotgun) B.Bortles pass incomplete short left to C.Ivory (J.Brown).  
 4-6-JAX 33 (13:34) B.Nortman punts 53 yards to TEN 14, Center-M.Overton, fair catch by A.Jackson.

## Tennessee Titans at 13:30

- 1-10-TEN 14 (13:30) M.Mariota pass short right to C.Davis to TEN 18 for 4 yards (E.Ankou) [D.Smoot].  
 2-6-TEN 18 (12:47) D.Murray left end to TEN 18 for no gain (B.Church).  
 3-6-TEN 18 (12:03) (Shotgun) M.Mariota pass incomplete short right to R.Matthews.  
 4-6-TEN 18 (11:56) B.Kern punts 41 yards to JAX 41, Center-B.Brinkley, out of bounds.

## Jacksonville Jaguars at 11:51

- 1-10-JAX 41 (11:51) L.Fournette up the middle to JAX 48 for 7 yards (K.Byard).  
 2-3-JAX 48 (11:19) L.Fournette left end to 50 for 2 yards (L.Ryan).  
 3-1-50 (10:43) (Shotgun) C.Ivory up the middle to TEN 48 for 2 yards (K.Klug). R4  
1-10-TEN 48 (10:04) B.Bortles pass short right to C.Ivory to 50 for -2 yards (W.Woodyard; K.Byard).  
*PENALTY on JAX-M.Lewis, Illegal Use of Hands, 10 yards, enforced at TEN 48 - No Play.*  
 1-20-JAX 42 (9:40) (Shotgun) B.Bortles pass short right to C.Ivory to JAX 46 for 4 yards (L.Ryan).  
 2-16-JAX 46 (9:00) (Shotgun) B.Bortles sacked at JAX 39 for -7 yards (B.Orakpo). FUMBLES (B.Orakpo), RECOVERED by TEN-E.Walden at JAX 39. E.Walden to JAX 39 for no gain (J.Parnell).

## Tennessee Titans at 8:52

- 1-10-JAX 39 (8:52) (Shotgun) M.Mariota pass short right to J.Smith to JAX 41 for -2 yards (P.Posluszny).  
 2-12-JAX 41 (8:14) (Shotgun) T.Taylor left end ran ob at JAX 24 for 17 yards (A.Colvin). R4  
1-10-JAX 24 (7:40) (Shotgun) M.Mariota pass short middle intended for J.Smith INTERCEPTED by T.Smith at JAX 14. T.Smith to JAX 16 for 2 yards (D.Murray).

## Jacksonville Jaguars at 7:33

- 1-10-JAX 16 (7:33) C.Grant left end to JAX 29 for 13 yards (W.Woodyard). R5  
1-10-JAX 29 (6:53) L.Fournette up the middle pushed ob at JAX 32 for 3 yards (L.Ryan).  
*PENALTY on TEN-L.Ryan, Unnecessary Roughness, 15 yards, enforced at JAX 32.* X6  
1-10-JAX 47 (6:31) (Shotgun) C.Ivory up the middle to 50 for 3 yards (W.Woodyard).  
 2-7-50 (5:55) C.Ivory up the middle to TEN 46 for 4 yards (J.Brown).  
 3-3-TEN 46 (5:14) (Shotgun) B.Bortles pass short right to M.Lee to TEN 38 for 8 yards (A.Jackson). P7  
1-10-TEN 38 (4:39) B.Bortles scrambles left end to TEN 32 for 6 yards (B.Orakpo).  
 2-4-TEN 32 (4:00) B.Bortles pass incomplete short right to L.Fournette.  
 3-4-TEN 32 (3:53) (Shotgun) B.Bortles pass short left to M.Lee to TEN 27 for 5 yards (L.Sims). P8  
1-10-TEN 27 (3:14) C.Ivory right end pushed ob at TEN 27 for no gain (E.Walden).  
*PENALTY on JAX-C.Ivory, Face Mask (15 Yards), 15 yards, enforced at TEN 27 - No Play.*  
*Penalty on JAX-J.Parnell, Offensive Holding, declined.*  
 1-25-TEN 42 (2:59) (Shotgun) L.Fournette left end to TEN 42 for no gain (K.Byard; D.Morgan).  
 2-25-TEN 42 (2:21) (Shotgun) B.Bortles pass short middle intended for M.Lee INTERCEPTED by C.Riley (A.Williamson) at TEN 37. C.Riley to TEN 39 for 2 yards (M.Lee).

## Tennessee Titans at 2:13

- 1-10-TEN 39 (2:13) (Shotgun) M.Mariota pass short middle to D.Murray to TEN 42 for 3 yards (T.Smith; Y.Ngakoue).

## Two-Minute Warning

- 2-7-TEN 42 (2:00) (Shotgun) M.Mariota pass short left to E.Decker to TEN 48 for 6 yards (A.Colvin).  
 3-1-TEN 48 (1:19) D.Henry up the middle to 50 for 2 yards (E.Ankou). R5  
 Timeout #1 by TEN at 01:14.  
1-10-50 (1:14) (Shotgun) M.Mariota pass incomplete deep left to C.Davis.  
 2-10-50 (1:09) (Shotgun) M.Mariota scrambles right end ran ob at JAX 43 for 7 yards (M.Jack).  
 3-3-JAX 43 (1:01) (Shotgun) M.Mariota pass short middle to R.Matthews to JAX 28 for 15 yards (B.Church). P6  
1-10-JAX 28 (:40) (No Huddle, Shotgun) M.Mariota pass incomplete short right.



**Tennessee Titans vs Jacksonville Jaguars at Everbank Field**

- 2-10-JAX 28 (:34) (Shotgun) M.Mariota scrambles right end ran ob at JAX 21 for 7 yards (J.Ramsey).  
*PENALTY on TEN-J.Conklin, Offensive Holding, 10 yards, enforced at JAX 28 - No Play.*
- 2-20-JAX 38 (:27) (Shotgun) M.Mariota pass short right to D.Murray to JAX 26 for 12 yards (J.Ramsey).  
*PENALTY on TEN-T.Lewan, Illegal Use of Hands, 10 yards, enforced at JAX 38 - No Play.*
- 2-30-JAX 48 (:19) (Shotgun) M.Mariota pass deep middle to R.Matthews to JAX 28 for 20 yards (A.Bouye).  
 Timeout #2 by TEN at 00:10.
- 3-10-JAX 28 (:10) (Shotgun) *PENALTY on JAX-D.Fowler, Defensive Offside, 5 yards, enforced at JAX 28 - No Play.*
- 3-5-JAX 23 (:10) (Shotgun) M.Mariota pass incomplete short right.
- 4-5-JAX 23 (:04) **R.Succop 41 yard field goal is GOOD, Center-B.Brinkley, Holder-B.Kern.**

**TEN 6 JAX 3, 10 plays, 38 yards, 1 penalty, 2:13 drive, 15:00 elapsed**

END OF QUARTER	Score	Time Poss	First Downs				Efficiencies	
			R	P	X	T	3 Down	4 Down
Tennessee Titans	6	5:48	2	1	0	3	2/5	0/0
Jacksonville Jaguars	3	9:12	2	2	1	5	3/4	0/0

## Third Quarter

9/17/2017

## Play By Play

JAX elects to Receive, and TEN elects to defend the North goal.

R.Succop kicks 68 yards from TEN 35 to JAX -3. C.Grant to JAX 25 for 28 yards (B.Trawick).

**Jacksonville Jaguars at 15:00, (1st play from scrimmage 14:54)**

1-10-JAX 25 (14:54) (Shotgun) L.Fournette up the middle to JAX 29 for 4 yards (J.Casey).

2-6-JAX 29 (14:16) (Shotgun) B.Bortles pass incomplete short middle to M.Lewis.

3-6-JAX 29 (14:12) (Shotgun) B.Bortles pass deep middle intended for M.Lee INTERCEPTED by D.Searcy at JAX 47. D.Searcy to JAX 39 for 8 yards (A.Hurns).

**Tennessee Titans at 14:04**

1-10-JAX 39 (14:04) (Shotgun) D.Murray up the middle to JAX 39 for no gain (P.Posluszny).

2-10-JAX 39 (13:29) (Shotgun) T.Taylor left end to JAX 40 for -1 yards (T.Smith).

3-11-JAX 40 (12:52) (Shotgun) M.Mariota pass deep left to D.Walker to JAX 21 for 19 yards (B.Church). P7

1-10-JAX 21 (12:09) (Shotgun) M.Mariota scrambles right end pushed ob at JAX 17 for 4 yards (M.Jack).

2-6-JAX 17 (11:39) (Shotgun) M.Mariota right end to JAX 9 for 8 yards. R8

1-9-JAX 9 (10:55) (Shotgun) D.Murray right end to JAX 6 for 3 yards (C.Campbell).

*PENALTY on TEN-J.Conklin, Illegal Block Above the Waist, 10 yards, enforced at JAX 6.*

Timeout #1 by TEN at 10:24.

1-16-JAX 16 (10:24) (Shotgun) M.Mariota pass incomplete short left. Mariota threw the ball away.

2-16-JAX 16 (10:18) M.Mariota pass short left to R.Matthews to JAX 8 for 8 yards (T.Gipson; T.Smith).

3-8-JAX 8 (9:30) (Shotgun) M.Mariota pass incomplete short left to R.Matthews.

4-8-JAX 8 **(9:27) R.Succop 26 yard field goal is GOOD, Center-B.Brinkley, Holder-B.Kern.**

**TEN 9 JAX 3, 10 plays, 31 yards, 4:40 drive, 5:36 elapsed**

R.Succop kicks 65 yards from TEN 35 to end zone, Touchback.

**Jacksonville Jaguars at 9:24**

1-10-JAX 25 (9:24) L.Fournette right end pushed ob at JAX 28 for 3 yards (A.Jackson).

*PENALTY on JAX-J.O'Shaughnessy, Offensive Holding, 10 yards, enforced at JAX 25 - No Play.*

1-20-JAX 15 (9:03) (Shotgun) L.Fournette up the middle to JAX 16 for 1 yard (W.Woodyard).

2-19-JAX 16 (8:25) (Shotgun) B.Bortles pass short left to M.Lee to JAX 21 for 5 yards (W.Woodyard; K.Byard).

3-14-JAX 21 (7:44) (Shotgun) B.Bortles pass incomplete short left to M.Lewis (K.Byard).

4-14-JAX 21 (7:39) B.Nortman punts 59 yards to TEN 20, Center-M.Overton. A.Jackson ran ob at JAX 34 for 46 yards (T.Bohanon).

**Tennessee Titans at 7:22**

1-10-JAX 34 (7:22) M.Mariota pass short right to D.Walker pushed ob at JAX 17 for 17 yards (T.Smith). P9

1-10-JAX 17 **(6:43) D.Henry up the middle for 17 yards, TOUCHDOWN.** R10

R.Succop extra point is GOOD, Center-B.Brinkley, Holder-B.Kern.

**TEN 16 JAX 3, 2 plays, 34 yards, 0:46 drive, 8:24 elapsed**

R.Succop kicks 66 yards from TEN 35 to JAX -1. C.Grant to JAX 18 for 19 yards (A.Wallace).

*PENALTY on JAX-P.Posluszny, Offensive Holding, 9 yards, enforced at JAX 18.*

**Jacksonville Jaguars at 6:36, (1st play from scrimmage 6:30)**

1-10-JAX 9 (6:30) (Shotgun) B.Bortles pass short right to K.Cole to JAX 20 for 11 yards (A.Jackson). TEN-A.Jackson was injured during the play. P9

1-10-JAX 20 (6:08) (Shotgun) L.Fournette left end to JAX 21 for 1 yard (D.Jones).

2-9-JAX 21 (5:27) (Shotgun) B.Bortles pass short right to M.Lee pushed ob at JAX 33 for 12 yards (L.Ryan).

*PENALTY on JAX-A.Hurns, Offensive Pass Interference, 10 yards, enforced at JAX 21 - No Play.*

2-19-JAX 11 (5:05) (Shotgun) B.Bortles pass incomplete short middle to L.Fournette.

3-19-JAX 11 (5:00) (Shotgun) B.Bortles sacked at JAX 6 for -5 yards (D.Morgan).

4-24-JAX 6 (4:32) B.Nortman punts 43 yards to JAX 49, Center-M.Overton, out of bounds.

**Tennessee Titans at 4:23**

1-10-JAX 49 (4:23) M.Mariota pass deep left to T.Taylor to JAX 7 for 42 yards (A.Bouye). P11

1-7-JAX 7 (3:37) (Shotgun) D.Henry up the middle to JAX 1 for 6 yards (B.Church).

Timeout #2 by TEN at 02:53.

2-1-JAX 1 **(2:53) D.Walker right end for 1 yard, TOUCHDOWN.** R12

*PENALTY on JAX-J.Ramsey, Unnecessary Roughness, 15 yards, enforced between downs.*

R.Succop extra point is GOOD, Center-B.Brinkley, Holder-B.Kern.

**Tennessee Titans vs Jacksonville Jaguars at Everbank Field**

**TEN 23 JAX 3, 3 plays, 49 yards, 1:34 drive, 12:11 elapsed**

R.Succop kicks 49 yards from 50 to JAX 1. K.Cole to JAX 15 for 14 yards (T.Taylor).

**Jacksonville Jaguars at 2:49, (1st play from scrimmage 2:44)**

- 1-10-JAX 15 (2:44) (Shotgun) B.Bortles pass short middle to M.Lee pushed ob at JAX 31 for 16 yards (D.Searcy). P10
- 1-10-JAX 31 (2:18) (Shotgun) B.Bortles pass short left to K.Cole to JAX 36 for 5 yards (L.Sims). FUMBLES (L.Sims), ball out of bounds at JAX 33.
- 2-8-JAX 33 (1:53) (Shotgun) B.Bortles pass incomplete short right to K.Cole.
- 3-8-JAX 33 (1:47) (Shotgun) B.Bortles pass deep right to A.Hurns ran ob at JAX 49 for 16 yards. P11
- 1-10-JAX 49 (1:24) (Shotgun) B.Bortles pass short right to C.Ivory to JAX 47 for -2 yards (W.Woodyard).
- 2-12-JAX 47 (:57) (Shotgun) B.Bortles pass short middle to C.Ivory to TEN 48 for 5 yards (W.Woodyard).  
*PENALTY on JAX-C.Robinson, Illegal Use of Hands, 10 yards, enforced at JAX 47 - No Play.*
- 2-22-JAX 37 (:35) (Shotgun) B.Bortles pass incomplete deep left to M.Lee.
- 3-22-JAX 37 (:30) (Shotgun) B.Bortles pass incomplete deep left to M.Lee.
- 4-22-JAX 37 (:23) B.Nortman punts 39 yards to TEN 24, Center-M.Overton, fair catch by A.Jackson.  
*PENALTY on TEN-D.Bates, Offensive Holding, 10 yards, enforced at TEN 24.*

**Tennessee Titans at 0:16**

- 1-10-TEN 14 (:16) D.Henry left end to TEN 19 for 5 yards (T.Gipson).

**END OF QUARTER**

		Time	First Downs				Efficiencies	
	Score	Poss	R	P	X	T	3 Down	4 Down
<b>Tennessee Titans</b>	<b>23</b>	<b>7:16</b>	<b>3</b>	<b>3</b>	<b>0</b>	<b>6</b>	<b>1/2</b>	<b>0/0</b>
<b>Jacksonville Jaguars</b>	<b>3</b>	<b>7:44</b>	<b>0</b>	<b>3</b>	<b>0</b>	<b>3</b>	<b>1/5</b>	<b>0/0</b>

## Fourth Quarter

9/17/2017

## Play By Play

Tennessee Titans continued.

2-5-TEN 19	(15:00) D.Henry left end to TEN 33 for 14 yards (J.Ramsey).	R13
<u>1-10-TEN 33</u>	(14:20) D.Henry up the middle to TEN 39 for 6 yards (T.Smith).	
2-4-TEN 39	(13:37) D.Henry left end to 50 for 11 yards (J.Ramsey).	R14
<u>1-10-50</u>	(12:52) D.Henry left end pushed ob at JAX 48 for 2 yards (T.Gipson).	
	<i>PENALTY on JAX-D.Smoot, Defensive Offside, 5 yards, enforced at 50 - No Play.</i>	
1-5-JAX 45	(12:22) D.Henry up the middle to JAX 43 for 2 yards (C.Campbell).	
2-3-JAX 43	(11:44) D.Henry up the middle to JAX 39 for 4 yards (B.Church).	R15
<u>1-10-JAX 39</u>	(11:13) M.Mariota pass deep right to D.Walker to JAX 22 for 17 yards (M.Jack).	P16
<u>1-10-JAX 22</u>	(10:30) D.Henry up the middle to JAX 22 for no gain (E.Ankou).	
	<i>PENALTY on TEN-B.Jones, Offensive Holding, 10 yards, enforced at JAX 22 - No Play.</i>	
1-20-JAX 32	<b>(10:08) M.Mariota pass short right to J.Smith for 32 yards, TOUCHDOWN.</b>	P17
	R.Succop extra point is GOOD, Center-B.Brinkley, Holder-B.Kern.	

<b>TEN 30 JAX 3, 8 plays, 86 yards, 1 penalty, 5:19 drive, 5:03 elapsed</b>
---

R.Succop kicks 65 yards from TEN 35 to end zone, Touchback.

**Jacksonville Jaguars at 9:57, (1st play from scrimmage 9:56)**

1-10-JAX 25	(9:56) (Shotgun) B.Bortles pass short middle to M.Lee to JAX 34 for 9 yards (A.Jackson).	
2-1-JAX 34	(9:34) (No Huddle, Shotgun) B.Bortles pass short middle to C.Ivory to TEN 37 for 29 yards (B.McCain).	P12
<u>1-10-TEN 37</u>	(8:59) (No Huddle, Shotgun) B.Bortles pass short middle to A.Hurns to TEN 23 for 14 yards (C.Riley).	P13
<u>1-10-TEN 23</u>	(8:31) (No Huddle, Shotgun) B.Bortles pass short middle to A.Hurns to TEN 7 for 16 yards (L.Ryan) [J.Casey].	P14
<u>1-7-TEN 7</u>	(7:50) (Shotgun) B.Bortles scrambles up the middle to TEN 1 for 6 yards (A.Williamson).	
2-1-TEN 1	<b>(7:15) (No Huddle, Shotgun) L.Fournette up the middle for 1 yard, TOUCHDOWN.</b>	R15
	(Pass formation) TWO-POINT CONVERSION ATTEMPT. B.Bortles pass to A.Hurns is incomplete. ATTEMPT FAILS.	

<b>TEN 30 JAX 9, 6 plays, 75 yards, 2:45 drive, 7:48 elapsed</b>
--

J.Myers kicks outside 12 yards from JAX 35 to JAX 47. E.Decker to JAX 25 for 22 yards (C.Grant).

**Tennessee Titans at 7:12, (1st play from scrimmage 7:06)**

1-10-JAX 25	(7:06) D.Henry right end to JAX 18 for 7 yards (M.Bennett).	
2-3-JAX 18	(6:28) D.Henry up the middle to JAX 15 for 3 yards (P.Posluszny).	R18
<u>1-10-JAX 15</u>	(5:44) M.Mariota pass incomplete short right. Mariota threw the ball away.	
2-10-JAX 15	(5:37) D.Henry left end pushed ob at JAX 6 for 9 yards (A.Bouye).	
3-1-JAX 6	(5:05) D.Henry up the middle to JAX 3 for 3 yards (A.Bouye).	R19
<u>1-3-JAX 3</u>	<b>(4:17) J.Fowler up the middle for 3 yards, TOUCHDOWN.</b>	R20
	R.Succop extra point is GOOD, Center-B.Brinkley, Holder-B.Kern.	

<b>TEN 37 JAX 9, 6 plays, 25 yards, 2:58 drive, 10:46 elapsed</b>
---

R.Succop kicks 69 yards from TEN 35 to JAX -4. C.Grant to JAX 23 for 27 yards (P.Supernaw).

**Jacksonville Jaguars at 4:14, (1st play from scrimmage 4:07)**

1-10-JAX 23	(4:07) (Shotgun) B.Bortles pass deep middle to A.Hurns to JAX 43 for 20 yards (K.Byard) [D.King].	P16
<u>1-10-JAX 43</u>	(3:43) (No Huddle, Shotgun) B.Bortles pass short middle to L.Fournette to TEN 46 for 11 yards (A.Williamson).	P17
<u>1-10-TEN 46</u>	(3:23) (No Huddle, Shotgun) B.Bortles scrambles left end to TEN 35 for 11 yards.	R18
<u>1-10-TEN 35</u>	(3:01) (No Huddle, Shotgun) B.Bortles pass short middle to M.Lee to TEN 16 for 19 yards (D.Searcy; L.Sims).	P19
<u>1-10-TEN 16</u>	(2:38) (No Huddle, Shotgun) B.Bortles pass short middle to A.Hurns to TEN 7 for 9 yards (A.Williamson; K.Byard).	
2-1-TEN 7	<b>(2:15) (No Huddle, Shotgun) B.Bortles pass short right to A.Hurns for 7 yards, TOUCHDOWN.</b>	P20
	J.Myers extra point is GOOD, Center-M.Overton, Holder-B.Nortman.	

<b>TEN 37 JAX 16, 6 plays, 77 yards, 2:03 drive, 12:49 elapsed</b>
--

J.Myers kicks 45 yards from JAX 35 to TEN 20. E.Weems to TEN 20 for no gain (K.Cole).

**Tennessee Titans at 2:11, (1st play from scrimmage 2:07)**

1-10-TEN 20	(2:07) D.Fluellen left guard to TEN 24 for 4 yards (C.Campbell).	
	Timeout #1 by JAX at 02:02.	
2-6-TEN 24	(2:02) D.Fluellen left guard to TEN 34 for 10 yards (B.Church).	R21

Two-Minute Warning

**Tennessee Titans vs Jacksonville Jaguars at Everbank Field**

1-10-TEN 34 (1:56) D.Fluellen up the middle to TEN 38 for 4 yards (C.Campbell).

2-6-TEN 38 (1:12) M.Mariota kneels to TEN 37 for -1 yards.

3-7-TEN 37 (:31) M.Mariota kneels to TEN 36 for -1 yards.

**END OF QUARTER**

	<b>Score</b>	<b>Time Poss</b>	<b>First Downs</b>				<b>Efficiencies</b>	
			<b>R</b>	<b>P</b>	<b>X</b>	<b>T</b>	<b>3 Down</b>	<b>4 Down</b>
<b>Tennessee Titans</b>	<b>37</b>	<b>10:12</b>	<b>7</b>	<b>2</b>	<b>0</b>	<b>9</b>	<b>1/2</b>	<b>0/0</b>
<b>Jacksonville Jaguars</b>	<b>16</b>	<b>4:48</b>	<b>2</b>	<b>7</b>	<b>0</b>	<b>9</b>	<b>0/0</b>	<b>0/0</b>

# Miscellaneous Statistics Report

Tennessee Titans vs Jacksonville Jaguars  
9/17/2017 at Everbank Field

## Ten Longest Plays for Tennessee Titans

Yards	Qtr	Play Start	Play Description
42	3	1-10-JAX 49	(4:23) M.Mariota pass deep left to T.Taylor to JAX 7 for 42 yards (A.Bouye).
32	4	1-20-JAX 32	(10:08) M.Mariota pass short right to J.Smith for 32 yards, TOUCHDOWN.
20	2	2-30-JAX 48	(:19) (Shotgun) M.Mariota pass deep middle to R.Matthews to JAX 28 for 20 yards (A.Bouye).
19	3	3-11-JAX 40	(12:52) (Shotgun) M.Mariota pass deep left to D.Walker to JAX 21 for 19 yards (B.Church).
17	2	2-12-JAX 41	(8:14) (Shotgun) T.Taylor left end ran ob at JAX 24 for 17 yards (A.Colvin).
17	3	1-10-JAX 34	(7:22) M.Mariota pass short right to D.Walker pushed ob at JAX 17 for 17 yards (T.Smith).
17	3	1-10-JAX 17	(6:43) D.Henry up the middle for 17 yards, TOUCHDOWN.
17	4	1-10-JAX 39	(11:13) M.Mariota pass deep right to D.Walker to JAX 22 for 17 yards (M.Jack).
16	1	1-10-TEN 43	(5:20) (Shotgun) M.Mariota pass deep left to E.Decker to JAX 41 for 16 yards (A.Bouye).
15	2	3-3-JAX 43	(1:01) (Shotgun) M.Mariota pass short middle to R.Matthews to JAX 28 for 15 yards (B.Church).

## Ten Longest Plays for Jacksonville Jaguars

Yards	Qtr	Play Start	Play Description
29	4	2-1-JAX 34	(9:34) (No Huddle, Shotgun) B.Bortles pass short middle to C.Ivory to TEN 37 for 29 yards (B.McCain).
20	4	1-10-JAX 23	(4:07) (Shotgun) B.Bortles pass deep middle to A.Hurns to JAX 43 for 20 yards (K.Byard) [D.King].
19	4	1-10-TEN 35	(3:01) (No Huddle, Shotgun) B.Bortles pass short middle to M.Lee to TEN 16 for 19 yards (D.Searcy; L.Sims).
18	2	1-10-JAX 29	(6:53) L.Fournette up the middle pushed ob at JAX 32 for 3 yards (L.Ryan).
16	3	3-8-JAX 33	(1:47) (Shotgun) B.Bortles pass deep right to A.Hurns ran ob at JAX 49 for 16 yards.
16	3	1-10-JAX 15	(2:44) (Shotgun) B.Bortles pass short middle to M.Lee pushed ob at JAX 31 for 16 yards (D.Searcy).
16	4	1-10-TEN 23	(8:31) (No Huddle, Shotgun) B.Bortles pass short middle to A.Hurns to TEN 7 for 16 yards (L.Ryan) [J.Casey].
14	1	3-4-JAX 41	(11:33) (Shotgun) B.Bortles pass short middle to M.Lee to TEN 45 for 14 yards (A.Jackson).
14	4	1-10-TEN 37	(8:59) (No Huddle, Shotgun) B.Bortles pass short middle to A.Hurns to TEN 23 for 14 yards (C.Riley).
13	2	1-10-JAX 16	(7:33) C.Grant left end to JAX 29 for 13 yards (W.Woodyard).

## Touchdown Scoring Information

	Offense	Defense	Special Teams
<b>VISITOR</b> Tennessee Titans	4	0	0
<b>HOME</b> Jacksonville Jaguars	2	0	0

## Player Scoring Information

Club	Player	TD	Rush TD	Rec TD	KO TD	Punt TD	Int TD	Fum TD	Misc TD	FG	XP	2Pt Rush	2Pt Rec	Sfty	Points
TEN	R.Succop	0	0	0	0	0	0	0	0	3	4	0	0	0	13
TEN	D.Walker	0	1	0	0	0	0	0	0	0	0	0	0	0	6
TEN	J.Fowler	0	1	0	0	0	0	0	0	0	0	0	0	0	6
TEN	D.Henry	0	1	0	0	0	0	0	0	0	0	0	0	0	6
TEN	J.Smith	0	0	1	0	0	0	0	0	0	0	0	0	0	6
JAX	L.Fournette	0	1	0	0	0	0	0	0	0	0	0	0	0	6
JAX	A.Hurns	0	0	1	0	0	0	0	0	0	0	0	0	0	6
JAX	J.Myers	0	0	0	0	0	0	0	0	1	1	0	0	0	4

## Possession Detail

	First Half		Second Half		Game	
	Visitor	Home	Visitor	Home	Visitor	Home
Largest Lead	3	3	28	0	28	3
Drives Leading	0	0	6	0	6	0
Time of Possession Leading	0:00	0:00	17:28	0:00	17:28	0:00
Largest Deficit	-3	-3	0	-28	-3	-28
Drives Trailing	1	0	0	6	1	6
Time of Possession Trailing	5:08	0:00	0:00	12:32	5:08	12:32
Times Score Tied Up		1		0		1
Lead Changes		2		0		2

# Playtime Percentage

*Percent of playtime per player on offense, defense and special teams*

Tennessee Titans					Jacksonville Jaguars								
		Offense	Defense	Special Teams			Offense	Defense	Special Teams				
Q Spain	G	68	100%	7	25%	B Linder	C	67	100%	2	7%		
J Conklin	T	68	100%	7	25%	P Oameh	G	67	100%	2	7%		
J Kline	G	68	100%	7	25%	A Cann	G	67	100%	2	7%		
M Mariota	QB	68	100%			J Parnell	T	67	100%	2	7%		
B Jones	C	68	100%			B Bortles	QB	67	100%				
T Lewan	T	67	99%	7	25%	C Robinson	T	67	100%				
D Walker	TE	56	82%	2	7%	A Hurns	WR	59	88%				
R Matthews	WR	48	71%			M Lee	WR	58	87%	3	11%		
E Decker	WR	44	65%	2	7%	M Lewis	TE	54	81%	2	7%		
J Smith	TE	37	54%	2	7%	K Cole	WR	44	66%	14	50%		
D Murray	RB	37	54%			L Fournette	RB	40	60%				
D Henry	RB	30	44%			C Ivory	RB	27	40%				
P Supernaw	TE	25	37%	15	54%	B Koyack	TE	19	28%	1	4%		
C Davis	WR	23	34%			J O'Shaughnessy	TE	12	18%	19	68%		
T Taylor	WR	12	18%	11	39%	A Benn	WR	9	13%	19	68%		
J Fowler	FB	11	16%			T Bohanon	FB	9	13%	15	54%		
D Kelly	T	10	15%	7	25%	C Grant	RB	3	4%	19	68%		
D Fluellen	RB	5	7%	18	64%	M McCaffrey	WR	1	1%				
E Weems	WR	3	4%	16	57%	M Jack	LB		68	100%	7	25%	
K Byard	FS		67	100%	7	25%	B Church	SS		68	100%	7	25%
L Ryan	CB		66	99%	7	25%	T Gipson	FS		68	100%	7	25%
A Williamson	LB		60	90%	2	7%	J Ramsey	CB		68	100%	7	25%
A Jackson	CB		57	85%	9	32%	T Smith	LB		68	100%	7	25%
D Morgan	LB		46	69%			A Bouye	CB		66	97%	7	25%
W Woodyard	LB		44	66%	5	18%	C Campbell	DE		64	94%	8	29%
B Orakpo	LB		44	66%			A Jones	NT		46	68%	14	50%
D Searcy	SS		43	64%	4	14%	M Jackson	DT		45	66%		
J Casey	DT		40	60%	2	7%	P Posluszny	LB		44	65%	12	43%
E Walden	LB		36	54%	2	7%	Y Ngakoué	DE		42	62%	7	25%
D Jones	DE		32	48%	10	36%	A Colvin	CB		24	35%	7	25%
L Sims	CB		30	45%	16	57%	E Ankou	NT		22	32%	1	4%
J Brown	LB		30	45%	9	32%	D Fowler	DE		21	31%		
C Riley	FS		26	39%	12	43%	M Bennett	DE		18	26%	6	21%
A Johnson	NT		23	34%	3	11%	D Smoot	DE		16	24%	7	25%
S Williams	NT		22	33%	1	4%	P Thompson	FS			19	68%	
B McCain	CB		20	30%	11	39%	J Wilson	SS			19	68%	
K Klug	DT		20	30%	7	25%	D Payne	LB			16	57%	
D King	DE		18	27%	3	11%	L Pitts	CB			14	50%	
A Wallace	LB		13	19%	16	57%	L McCray	LB			12	43%	
B Trawick	FS			21	75%	B Nortman	P			7	25%		
D Bates	LB			19	68%	M Overton	LS			7	25%		
R Succop	K			14	50%	J Myers	K			6	21%		
B Brinkley	LS			10	36%	T Shatley	C			2	7%		
B Kern	P			10	36%	J Wells	T			2	7%		
B Schwenke	C			7	25%								



**TEAM GAME-BY-GAME STATISTICS**  
**REGULAR SEASON WEEK 3 VS. BALTIMORE**



JACKSONVILLE JAGUARS 2017 OFFENSE GAME-BY-GAME

Wk.	Date	Opp	FIRST DOWNS			3 <sup>RD</sup>			TOT. OFFENSE			RUSHING			PASSING			PUNTS			PEN.			FUM.			Tot. Tot.		
			Tot	Run	Pass	Pen	DOWN	Yards	Plays	Avg.	Yards	Att.	Avg.	Net	Sacks	Gross	Att./	Cmp./	Int.	Avg.	Yards	Yards	Ps	Rt	Sfty	PAT	2PT	FGs	T.O.P.
1	9/10	at HOU	W	19	7	8	4	3-12	280	60	4.7	4	125	0-0	125	21	11	0	36.5	10-89	1-0	1	1	0	2-3	0-0	3-4	30:05	
2	9/17	vs. TEN	L	20	6	13	1	6-13	310	61	5.1	4	211	2-12	223	34	20	2	49.2	10-99	2-1	1	1	0	1-1	0-1	1-1	29:14	
3	9/24	vs. BAL																											
4	10/1	at NYJ																											
5	10/8	at PIT																											
6	10/15	vs. LAR																											
7	10/22	at IND																											
9	11/5	vs. CIN																											
10	11/12	vs. CIN																											
11	11/19	at CLE																											
12	11/26	at ARI																											
13	12/3	vs. IND																											
14	12/10	vs. SEA																											
15	12/18	vs HOU																											
16	12/24	at S.F.																											
17	12/31	at TEN																											
<b>TOTALS:</b>			1-1	39	13	21	5	9-25	590	121	4.88	64	3.97	2-12	348	55	31	2	42.85	20-188	3-1	2	2	1	0	3-4	0-1	4-5	29:40

JACKSONVILLE JAGUARS 2017 DEFENSE GAME-BY-GAME

Wk.	Date	Opp	FIRST DOWNS			3 <sup>RD</sup>			TOT. OFFENSE			RUSHING			PASSING			PUNTS			PEN.			FUM.			Tot. Tot.						
			Tot	Run	Pass	Pen	DOWN	Yards	Plays	Avg.	Yards	Att.	Avg.	Net	Sacks	Gross	Att./	Cmp./	Int.	Avg.	Yards	Yards	Ps	Rt	Sfty	PAT	2PT	FGs	T.O.P.				
1	9/10	at HOU	W	23	4	11	8	5-12	203	69	2.9	23	4	110	10-54	164	36	19	1	41.8	9-94	3-3	7	1	0	1-1	0-0	29:55					
2	9/17	vs. TEN	L	21	12	9	0	6-13	390	64	6.1	179	36	5	211	1-4	215	27	15	1	41.7	7-70	0-0	37	4	3	1	0	0	4-4	0-0	3-3	30:46
3	9/24	vs. BAL																															
4	10/1	at NYJ																															
5	10/8	at PIT																															
6	10/15	vs. LAR																															
7	10/22	at IND																															
9	11/5	vs. CIN																															
10	11/12	vs. CIN																															
11	11/19	at CLE																															
12	11/26	at ARI																															
13	12/3	vs. IND																															
14	12/10	vs. SEA																															
15	12/18	vs HOU																															
16	12/24	at S.F.																															
17	12/31	at TEN																															
<b>TOTALS:</b>			1-1	44	16	20	8	5-12	593	133	9	272	59	4.61	321	11-58	379	63	34	2	41.75	16-164	3-3	44	5	3	2	0	0	5-5	0-0	3-3	30:21

JACKSONVILLE JAGUARS 2016 OFFENSE GAME-BY-GAME

Table with columns: Wk., Date, Opp, First Downs, Tot. Offense, Rushing, Passing, FUM., Pts., TD, 2PT FGs, T.O.P.

JACKSONVILLE JAGUARS 2016 DEFENSE GAME-BY-GAME

Table with columns: Wk., Date, Opp, First Downs, Tot. Offense, Rushing, Passing, FUM., Pts., TD, 2PT FGs, T.O.P.

















JACKSONVILLE JAGUARS 2008 OFFENSE GAME-BY-GAME

Table with columns: Wk, Date, Opp, Tot Run, Pass, Pen, 3RD DOWNS, Yards Plays, Avg, RUSHING (Yards Att, Avg, Net), PASSING (Sacks, Gross Att./Cmp./Int./Avg, PEN. Yards), FUM. Tot. (Lost Pts, TD, Rn Ps, Rt Sfty, PAT, 2PT FGS, T.O.P.), and Totals.

JACKSONVILLE JAGUARS 2008 DEFENSE GAME-BY-GAME

Table with columns: Wk, Date, Opp, Tot Run, Pass, Pen, 3RD DOWNS, Yards Plays, Avg, RUSHING (Yards Att, Avg, Net), PASSING (Sacks, Gross Att./Cmp./Int./Avg, PEN. Yards), FUM. Tot. (Lost Pts, TD, Rn Ps, Rt Sfty, PAT, 2PT FGS, T.O.P.), and Totals.



JACKSONVILLE JAGUARS 2006 OFFENSE GAME-BY-GAME

Table with 42 columns: Wk., Date, Opp, Tot, Run, Pass, Pen, 3rd, Down, Yards, Plays, Avg., Net, Gross, Att./Cmp./Int., Avg., Yards, PEN., Sacks, Yards, TD, Rn, Ps, Rt, Sfty, PAT, 2PT, FGS, FUM., Tot., T.O.P.

Totals table for the Jacksonville Jaguars 2006 Offense, showing aggregate statistics across all games.

JACKSONVILLE JAGUARS 2006 DEFENSE GAME-BY-GAME

Table with 42 columns: Wk., Date, Opp, Tot, Run, Pass, Pen, 3rd, Down, Yards, Plays, Avg., Net, Gross, Att./Cmp./Int., Avg., Yards, PEN., Sacks, Yards, TD, Rn, Ps, Rt, Sfty, PAT, 2PT, FGS, FUM., Tot., T.O.P.

Totals table for the Jacksonville Jaguars 2006 Defense, showing aggregate statistics across all games.



























**JAGUARS RECORD BOOK**  
**REGULAR SEASON WEEK 3 VS. BALTIMORE**



# CAREER RECORDS

## SERVICE

### SEASONS

Brad Meester (2000-13)	14
<b>MARCEDES LEWIS (2006-17)</b>	<b>12</b>
Josh Scobee (2004-14)	11
Fred Taylor (1998-2008)	11
Jimmy Smith (1995-2005)	11
Rashean Mathis (2003-12)	10
Rob Meier (2000-08)	10
Greg Jones (2004-12)	9
Daryl Smith (2004-12)	9
David Garrard (2002-10)	9
Maurice Williams (2001-09)	9
Paul Spicer (2000-08)	9
Donovin Darius (1998-2006)	9
Mark Brunell (1995-2003)	9
Maurice Jones-Drew (2006-13)	8
Vince Manuwai (2003-10)	8
John Henderson (2002-09)	8
Joe Zelenka (2001-08)	8
Kyle Brady (1999-2006)	8
Tony Brackens (1996-2003)	8
Tony Boselli (1995-2001)	8
Mike Hollis (1995-2001)	8

### GAMES PLAYED

Brad Meester (2000-13)	209
Jimmy Smith (1995-2005)	171
Josh Scobee (2004-14)	168
<b>MARCEDES LEWIS (2006-17)</b>	<b>156</b>
Fred Taylor (1998-2008)	140
Rob Meier (2000-08)	138
Rashean Mathis (2003-12)	137
Joe Zelenka (2001-08)	128
Daryl Smith (2004-12)	126
John Henderson (2002-09)	124

### CONSECUTIVE GAMES PLAYED

Joe Zelenka (2001-08)	128
Josh Scobee (2007-14)	119
Tyson Alualu (2010-15)	96
Bryan Barker (1995-2000)	96
Brad Meester (2000-05)	92
Brad Meester (2008-13)	89
Jimmy Smith (1995-2000)	88
Marcus Stroud (2001-06)	86
John Henderson (2002-06)	82
Mike Hollis (1995-2000)	82

### GAMES STARTED

Brad Meester (2000-13)	209
Jimmy Smith (1995-2005)	150
<b>MARCEDES LEWIS (2006-17)</b>	<b>141</b>
Fred Taylor (1998-2008)	136
Rashean Mathis (2003-12)	129
Daryl Smith (2004-12)	124
John Henderson (2002-09)	120
Mark Brunell (1995-2003)	117
Donovin Darius (1998-2006)	115
Kyle Brady (1999-2006)	110

### CONSECUTIVE GAMES STARTED

Brad Meester (Sept. 3, 2000-Dec. 4, 2005)	92
Brad Meester (Oct. 26, 2008-Dec. 22, 2013)	89
Rashean Mathis (Sept. 7, 2003-Nov. 25, 2007)	74
Vince Manuwai (Nov. 30, 2003-Dec. 23, 2007)	68
Marcus Stroud (Sept. 8, 2002-Oct. 1, 2006)	68
Tyson Alualu (Sept. 12, 2011-Dec. 29, 2013)	64
Maurice Williams (Sept. 7, 2003-Dec. 31, 2006)	64
Chris Naeole (Sept. 8, 2002-Dec. 24, 2005)	63
Uche Nwaneri (Oct. 4, 2009-Dec. 23, 2012)	60
Kevin Hardy (Dec. 21, 1997-Nov. 18, 2001)	58

## SCORING

### POINTS

Josh Scobee (2004-14)	1,022
Mike Hollis (1995-2001)	764
Maurice Jones-Drew (2006-13)	486
Fred Taylor (1998-2008)	424
Jimmy Smith (1995-2005)	418
James Stewart (1995-99)	228
<b>JASON MYERS (2015-17)</b>	<b>224</b>
Keenan McCardell (1996-2001)	190
<b>MARCEDES LEWIS (2006-17)</b>	<b>168</b>
Stacey Mack (1999-2002)	120

### CONSECUTIVE GAMES SCORING

Mike Hollis (Dec. 24, 1995-Sept. 10, 2000)	67
Josh Scobee (Jan. 2, 2005-Oct. 4, 2009)	61
Josh Scobee (Oct. 18, 2009-Oct. 28, 2012)	50
<b>JASON MYERS (Sept. 13, 2015-Sept. 17, 2017)</b>	<b>34</b>
Josh Scobee (Sept. 15, 2013-Dec. 28, 2014)	31
Mike Hollis (Oct. 16, 2000-Dec. 30, 2001)	25
Seth Marler (Sept. 7, 2003-Dec. 28, 2003)	16
Josh Scobee (Sept. 12-Dec. 19, 2004)	14
Mike Hollis (Sept. 3-Dec. 10, 1995)	14
<i>Several players tied</i>	8

### TOUCHDOWNS

Maurice Jones-Drew (2006-13)	81
Fred Taylor (1998-2008)	70
Jimmy Smith (1995-2005)	69
James Stewart (1995-99)	38
Keenan McCardell (1996-2001)	30
<b>MARCEDES LEWIS (2006-17)</b>	<b>28</b>
<b>ALLEN ROBINSON (2014-17)</b>	<b>22</b>
<b>ALLEN HURNS (2014-17)</b>	<b>20</b>
Stacey Mack (1999-2002)	20
Reggie Williams (2004-08)	18
David Garrard (2002-10)	17

### CONSECUTIVE GAMES SCORING TD

Fred Taylor (Sept. 20-Nov. 22, 1998)	8
<b>MAURICE JONES-DREW (Nov. 12-Dec. 31, 2006)</b>	<b>8</b>
<b>ALLEN HURNS (Sept. 27-Nov. 15, 2015)</b>	<b>7</b>
Fred Taylor (Nov. 12-Dec. 23, 2000)	7
<b>ALLEN ROBINSON (Nov. 29-Dec. 27, 2015)</b>	<b>5</b>
Maurice Jones-Drew (Oct. 18-Nov. 22, 2009)	5
Maurice Jones-Drew (Nov. 4-Dec. 2, 2007)	5
Julius Thomas (Nov. 19-Dec. 13, 2015)	4
<b>MARCEDES LEWIS (Dec. 1-22, 2013)</b>	<b>4</b>
<i>Several players tied</i>	4

### FIELD GOALS MADE

Josh Scobee (2004-14)	235
Mike Hollis (1995-2001)	175
<b>JASON MYERS (2015-17)</b>	<b>57</b>
Seth Marler (2003)	20
John Carney (2007)	9
Tim Seder (2002)	8
Danny Boyd (2002)	5
Hayden Epstein (2002)	5
Steve Lindsey (1999-2000)	5
Richie Cunningham (2002)	1

### CONSECUTIVE FIELD GOALS MADE

Josh Scobee (Nov. 27, 2011-Nov. 4, 2012)	20
Mike Hollis (Nov. 1, 1998-Sept. 19, 1999)	20
<b>JASON MYERS (Nov. 15, 2015-Sept. 11, 2016)</b>	<b>16</b>
Mike Hollis (Oct. 12-Nov. 30, 1997)	16
Josh Scobee (Sept. 11-Nov. 13, 2011)	15
Josh Scobee (Oct. 1-Nov. 26, 2006)	15
Josh Scobee (Dec. 23, 2012-Nov. 10, 2013)	14
Josh Scobee (Sept. 12-Nov. 14, 2010)	14
Mike Hollis (Sept. 3-Oct. 29, 2000)	13

### CONSECUTIVE GAMES SCORING FG

Josh Scobee (Nov. 14, 2010-Oct. 24, 2011)	15
Josh Scobee (Oct. 29, 2006-Dec. 16, 2007)	13
Mike Hollis (Sept. 12-Nov. 21, 1999)	10
Josh Scobee (Nov. 24, 2013-Sept. 21, 2014)	9
Josh Scobee (Sept. 15-Nov. 10, 2013)	8
Josh Scobee (Jan. 3-Oct. 24, 2010)	8
Josh Scobee (Nov. 13, 2005-Jan. 1, 2006)	8
Seth Marler (Sept. 7-Nov. 2, 2003)	8
Mike Hollis (Dec. 24, 1995-Oct. 13, 1996)	8

### FIELD GOAL PERCENTAGE (MIN. 25 FGA)

<b>JASON MYERS (2015-17)</b>	<b>82.6</b>
Josh Scobee (2004-14)	80.8
Mike Hollis (1995-2001)	80.6
Seth Marler (2003)	60.6

### EXTRA POINTS MADE

Josh Scobee (2004-14)	317
Mike Hollis (1995-2001)	239
<b>JASON MYERS (2015-17)</b>	<b>64</b>
Seth Marler (2003)	30
John Carney (2007)	20
Hayden Epstein (2002)	13
Tim Seder (2002)	11
Danny Boyd (2002)	7
Steve Lindsey (1999-2000)	5
Richie Cunningham (2002)	2

### LONGEST FIELD GOALS

Josh Scobee (Oct. 3, 2010 vs. Ind.)	59
<b>JASON MYERS (Sept. 20, 2015 vs. Mia.)</b>	<b>58</b>
<b>JASON MYERS (Dec. 24, 2016 vs. Ten.)</b>	<b>56</b>
Josh Scobee (Dec. 15, 2013 vs. Buf.)	55
Josh Scobee (Sept. 18, 2011 at NYJ)	55
<b>JASON MYERS (Nov. 13, 2016 vs. Hou.)</b>	<b>54</b>
Josh Scobee (Oct. 24, 2011 vs. Bal.)	54

### CONSECUTIVE EXTRA POINTS MADE

Mike Hollis (Oct. 22, 1995-Dec. 9, 2001)	220
Josh Scobee (Nov. 8, 2009-Jan. 1, 2012)	82
Josh Scobee (Sept. 12, 2004-Jan. 1, 2006)	59
Josh Scobee (Dec. 16, 2007-Nov. 1, 2009)	58
Josh Scobee (Sept. 10, 2006-Dec. 16, 2007)	55
Josh Scobee (Sept. 16, 2012-Dec. 22, 2013)	39
Seth Marler (Sept. 7-Dec. 28, 2003)	30

### EXTRA-POINT PERCENTAGE (MIN. 25 XPA)

Seth Marler (2003)	100.0
Mike Hollis (1995-2001)	98.8
Josh Scobee (2004-14)	98.4
<b>JASON MYERS (2015-17)</b>	<b>85.3</b>

# CAREER RECORDS


## PASSING

### PASSING YARDS

Mark Brunell (1995-2003) .....	25,698
David Garrard (2002-10).....	16,003
<b>BLAKE BORTLES (2014-17)</b> .....	<b>11,589</b>
Byron Leftwich (2003-06) .....	9,042
<b>CHAD HENNE (2012-17)</b> .....	<b>5,817</b>
Blaine Gabbert (2011-13).....	4,357
Quinn Gray (2005-07).....	1,252
Steve Beuerlein (1995).....	952
Jonathan Quinn (1998-2001).....	748
Jamie Martin (1998-2000).....	662

### CONSECUTIVE PASS COMPLETIONS

David Garrard (Nov. 14-21, 2010) .....	17
Byron Leftwich (Oct. 17-24, 2004) .....	15
Mark Brunell (Sept. 7, 2003 at Car.).....	13
Mark Brunell (Oct. 6, 1996 at N.O.).....	13



### LONGEST PASS COMPLETIONS

<b>BLAKE BORTLES (Dec. 27, 2015 at N.O.)</b> .....	<b>90t</b>
Byron Leftwich (Sept. 28, 2003 at Hou.) .....	84t
<b>CHAD HENNE (Nov. 18, 2012 at Hou.)</b> .....	<b>81t</b>
<b>BLAKE BORTLES (Dec. 13, 2015 vs. Ind.)</b> .....	<b>80t</b>
Blaine Gabbert (Sept. 23, 2012 at Ind.) .....	80t
Quinn Gray (Nov. 4, 2007 at N.O.) .....	80t
Mark Brunell (Sept. 15, 2002 at K.C.).....	79t
Mark Brunell (Nov. 1, 1998 at Bal.).....	78t
David Garrard (Nov. 21, 2010 vs. Cle.) .....	75
Mark Brunell (Nov. 9, 1997 vs. K.C.).....	75

### AVG. GAIN PER ATTEMPT (MIN. 200 ATTEMPTS)

Mark Brunell (1995-2003) .....	7.11
David Garrard (2002-10).....	7.02
Quinn Gray (2005-07).....	6.96
Byron Leftwich (2003-06) .....	6.73
Steve Beuerlein (1995).....	6.70
<b>BLAKE BORTLES (2014-16)</b> .....	<b>6.59</b>
<b>CHAD HENNE (2012-15)</b> .....	<b>6.54</b>
Jonathan Quinn (1998-2001).....	5.98
Blaine Gabbert (2011-13).....	5.61

### PASS ATTEMPTS

Mark Brunell (1995-2003) .....	3,616
David Garrard (2002-10).....	2,281
<b>BLAKE BORTLES (2014-17)</b> .....	<b>1,761</b>
Byron Leftwich (2003-06) .....	1,344
<b>CHAD HENNE (2012-17)</b> .....	<b>889</b>
Blaine Gabbert (2011-13).....	777
Quinn Gray (2005-07).....	180
Steve Beuerlein (1995).....	142
Jonathan Quinn (1998-2001).....	125
Jay Fiedler (1999).....	94

### TOUCHDOWN PASSES

Mark Brunell (1995-2003) .....	144
David Garrard (2002-10).....	89
<b>BLAKE BORTLES (2014-17)</b> .....	<b>71</b>
Byron Leftwich (2003-06) .....	51
<b>CHAD HENNE (2012-17)</b> .....	<b>27</b>
Blaine Gabbert (2011-13).....	22
Quinn Gray (2005-07).....	12
Jamie Martin (1998-2000).....	4
Steve Beuerlein (1995).....	4
Jonathan Quinn (1998-2001).....	3

### INTERCEPTIONS THROWN

Mark Brunell (1995-2003) .....	86
David Garrard (2002-10).....	54
<b>BLAKE BORTLES (2014-17)</b> .....	<b>53</b>
Byron Leftwich (2003-06) .....	36
<b>CHAD HENNE (2012-17)</b> .....	<b>26</b>
Blaine Gabbert (2011-13).....	24
Steve Beuerlein (1995).....	7
Quinn Gray (2005-07).....	5
Luke McCown (2009-11).....	4
Jonathan Quinn (1998-2001).....	4

### INTERCEPTION % (MIN. 125 ATTEMPTS)

David Garrard (2002-10).....	2.37
Mark Brunell (1995-2003) .....	2.38
Byron Leftwich (2003-06) .....	2.68
Quinn Gray (2005-07).....	2.78
<b>CHAD HENNE (2012-17)</b> .....	<b>2.92</b>
Blaine Gabbert (2011-13).....	3.09
<b>BLAKE BORTLES (2014-17)</b> .....	<b>3.00</b>

### LONGEST PASSING TOUCHDOWNS

<b>BLAKE BORTLES (Dec. 27, 2015 at N.O.)</b> .....	<b>90</b>
Byron Leftwich (Sept. 28, 2003 at Hou.) .....	84
<b>CHAD HENNE (Nov. 18, 2012 at Hou.)</b> .....	<b>81</b>
<b>BLAKE BORTLES (Dec. 13, 2015 vs. Ind.)</b> .....	<b>80</b>
Blaine Gabbert (Sept. 23, 2012 at Ind.) .....	80
Quinn Gray (Nov. 4, 2007 at N.O.) .....	80
Mark Brunell (Sept. 15, 2002 at K.C.).....	79
Mark Brunell (Nov. 1, 1998 at Bal.).....	78
Blaine Gabbert (Oct. 9, 2011 vs. Cin.) .....	74

### 300-YARD PASSING GAMES

Mark Brunell (1995-2003) .....	22
<b>BLAKE BORTLES (2014-17)</b> .....	<b>12</b>
David Garrard (2002-10).....	6
<b>CHAD HENNE (2012-17)</b> .....	<b>5</b>
Byron Leftwich (2003-06) .....	4
Quinn Gray (2003-07).....	2

### 400-YARD PASSING GAMES

Mark Brunell (1995-2003) .....	2
--------------------------------	---

### PASS COMPLETIONS

Mark Brunell (1995-2003) .....	2,184
David Garrard (2002-10).....	1,406
<b>BLAKE BORTLES (2014-17)</b> .....	<b>1,034</b>
Byron Leftwich (2003-06) .....	789
<b>CHAD HENNE (2012-17)</b> .....	<b>513</b>
Blaine Gabbert (2011-13).....	414
Quinn Gray (2005-07).....	101
Steve Beuerlein (1995).....	71
Jonathan Quinn (1998-2001).....	66
Jay Fiedler (1999).....	61

### CONSECUTIVE GAMES WITH TD PASS

Blake Bortles (Sept. 13-Dec. 27, 2015).....	15
Mark Brunell (Oct. 7, 2001-Sept. 15, 2002).....	14
Byron Leftwich (Nov. 30, 2003-Oct. 24, 2004).....	12
<b>BLAKE BORTLES (Sept. 11-Nov. 27, 2016)</b> .....	<b>11</b>
Mark Brunell (Oct. 22-Dec. 23, 2000) .....	9
David Garrard (Dec. 17, 2006-Oct. 14, 2007) .....	8
Byron Leftwich (Sept. 25-Nov. 20, 2005) .....	8
Mark Brunell (Oct. 19-Dec. 7, 1997).....	8
Mark Brunell (Sept. 17-Nov. 12, 1995).....	8
<i>Two players tied</i> .....	7

### CONSECUTIVE GAMES WITH NO INTs

David Garrard (Sept. 9-Nov. 25, 2007) .....	8
David Garrard (Dec. 11, 2005-Nov. 5, 2006) .....	6
Mark Brunell (Oct. 11-Nov. 14, 1999) .....	5
Mark Brunell (Dec. 1, 1996-Sept. 22, 1997) .....	5
<i>Several players tied</i> .....	4

### CONSECUTIVE PASSES WITH NO INTs

David Garrard (Sept. 9-Nov. 25, 2007) .....	209
David Garrard (Dec. 4, 2005-Nov. 12, 2006) .....	175
Mark Brunell (Nov. 24, 1996-Sept. 28, 1997).....	172
David Garrard (Nov. 22-Dec. 17, 2009) .....	155
Mark Brunell (Oct. 3-Nov. 21, 1999).....	148

### PASSER RATING (MIN. 200 ATTEMPTS)

David Garrard (2002-10).....	85.8
Mark Brunell (1995-2003) .....	85.4
Byron Leftwich (2003-06) .....	80.5
<b>BLAKE BORTLES (2014-17)</b> .....	<b>79.3</b>
<b>CHAD HENNE (2012-17)</b> .....	<b>75.4</b>
Blaine Gabbert (2011-13).....	66.4

### COMPLETION % (MIN. 125 ATTEMPTS)

David Garrard (2002-10).....	61.64
Mark Brunell (1995-2003) .....	60.40
<b>BLAKE BORTLES (2014-16)</b> .....	<b>58.74</b>
Byron Leftwich (2003-06) .....	58.71
<b>CHAD HENNE (2012-16)</b> .....	<b>57.71</b>
Quinn Gray (2005-07).....	56.11
Blaine Gabbert (2011-13).....	53.28
Jonathan Quinn (1998-2001).....	52.80
Steve Beuerlein (1995).....	50.00



# CAREER RECORDS

## RUSHING

### RUSHING YARDS

Fred Taylor (1998-2008).....	11,271
Maurice Jones-Drew (2006-13).....	8,071
James Stewart (1995-99).....	2,951
Mark Brunell (1995-2003).....	2,219
David Garrard (2002-10).....	1,746
Stacey Mack (1999-2002).....	1,498
Natrone Means (1996-97).....	1,330
<b>T.J. YELDON (2015-17).....</b>	<b>1,205</b>
Denard Robinson (2013-16).....	1,058
Rashad Jennings (2009-12).....	944

### RUSHING ATTEMPTS

Fred Taylor (1998-2008).....	2,428
Maurice Jones-Drew (2006-13).....	1,804
James Stewart (1995-99).....	765
Mark Brunell (1995-2003).....	429
Natrone Means (1996-97).....	396
David Garrard (2002-10).....	380
Stacey Mack (1999-2002).....	372
<b>T.J. YELDON (2015-17).....</b>	<b>312</b>
Greg Jones (2004-12).....	270
Denard Robinson (2013-16).....	263

### RUSHING TOUCHDOWNS

Maurice Jones-Drew (2006-13).....	68
Fred Taylor (1998-2008).....	62
James Stewart (1995-99).....	33
Stacey Mack (1999-2002).....	19
David Garrard (2002-10).....	17
Mark Brunell (1995-2003).....	14
Natrone Means (1996-97).....	11
Greg Jones (2004-12).....	10
Byron Leftwich (2003-06).....	8
<i>Several players tied</i> .....	7

### CONSECUTIVE GAMES WITH RUSHING TD

Maurice Jones-Drew (Nov. 12-Dec. 31, 2006).....	8
Maurice Jones-Drew (Oct. 18-Nov. 22, 2009).....	5
Maurice Jones-Drew (Nov. 11-Dec. 2, 2007).....	4
Fred Taylor (Dec. 3-23, 2000).....	4
Fred Taylor (Dec. 13, 1999-Jan. 2, 2000).....	4
James Stewart (Nov. 21-Dec. 13, 1999).....	4
Fred Taylor (Nov. 1-22, 1998).....	4
Natrone Means (Nov. 9-30, 1997).....	4

### RUSHING AVERAGE (MIN. 100 ATTEMPTS)

<b>BLAKE BORTLES (2014-17).....</b>	<b>6.53</b>
Mark Brunell (1995-2003).....	5.17
Fred Taylor (1998-2008).....	4.64
David Garrard (2002-10).....	4.59
Maurice Jones-Drew (2006-13).....	4.47
Rashad Jennings (2009-12).....	4.21
Jordan Todman (2012-14).....	4.05
Stacey Mack (1999-2002).....	4.03
Denard Robinson (2013-16).....	4.02

### 200-YARD RUSHING GAMES

Fred Taylor (1998-2008).....	1
------------------------------	---

### 100-YARD RUSHING GAMES

Fred Taylor (1998-2008).....	47
Maurice Jones-Drew (2006-13).....	27
James Stewart (1995-99).....	6
Stacey Mack (1999-2002).....	3
<b>T.J. YELDON (2015-17).....</b>	<b>2</b>
Denard Robinson (2013-16).....	2
Rashad Jennings (2009-12).....	2
Greg Jones (2004-12).....	2

### LONGEST RUNS FROM SCRIMMAGE

Maurice Jones-Drew (Nov. 1, 2009 at Ten.).....	80t
Fred Taylor (Dec. 9, 2007 vs. Car.).....	80t
Maurice Jones-Drew (Nov. 1, 2009 at Ten.).....	79t
Fred Taylor (Oct. 12, 1998 vs. Mia.).....	77t
Fred Taylor (Oct. 14, 2007 vs. Hou.).....	76
Fred Taylor (Dec. 10, 2006 vs. Ind.).....	76
Rashad Jennings (Dec. 12, 2010 vs. Oak.).....	74t
Maurice Jones-Drew (Dec. 24, 2006 vs. N.E.).....	74t

### LONGEST RUSHING TDs

Maurice Jones-Drew (Nov. 1, 2009 at Ten.).....	80
Fred Taylor (Dec. 9, 2007 vs. Car.).....	80
Maurice Jones-Drew (Nov. 1, 2009 at Ten.).....	79
Fred Taylor (Oct. 12, 1998 vs. Mia.).....	77
Rashad Jennings (Dec. 12, 2010 vs. Oak.).....	74
Maurice Jones-Drew (Dec. 24, 2006 vs. N.E.).....	74
Fred Taylor (Oct. 30, 2005 at STL).....	71



### CONSECUTIVE 100-YARD GAMES

Fred Taylor (Oct. 16-Dec. 17, 2000).....	9
Maurice Jones-Drew (Oct. 31-Dec. 12, 2010).....	6
Fred Taylor (Nov. 25-Dec. 23, 2007).....	5
Maurice Jones-Drew (Dec. 15, 2011-Jan. 1, 2012).....	3
Fred Taylor (Nov. 14-28, 2004).....	3
Fred Taylor (Nov. 23-Dec. 7, 2003).....	3
Stacey Mack (Dec. 16-30, 2001).....	3



## RECEIVING

### RECEPTIONS

Jimmy Smith (1995-2005).....	862
Keenan McCardell (1996-2001).....	499
<b>MARCEDES LEWIS (2006-17).....</b>	<b>351</b>
Maurice Jones-Drew (2006-13).....	335
Fred Taylor (1998-2008).....	286
Kyle Brady (1999-2006).....	241
<b>ALLEN ROBINSON (2014-17).....</b>	<b>202</b>
Pete Mitchell (1995-2002).....	191
Reggie Williams (2004-08).....	189
Cecil Shorts III (2011-14).....	176

### RECEIVING YARDS

Jimmy Smith (1995-2005).....	12,287
Keenan McCardell (1996-2001).....	6,393
<b>MARCEDES LEWIS (2006-16).....</b>	<b>4,184</b>
Maurice Jones-Drew (2006-13).....	2,873
<b>ALLEN ROBINSON (2014-16).....</b>	<b>2,848</b>
Kyle Brady (1999-2006).....	2,500
Fred Taylor (1998-2008).....	2,361
Cecil Shorts III (2011-14).....	2,343
Reggie Williams (2004-08).....	2,322
Matt Jones (2005-08).....	2,153

### RECEIVING TOUCHDOWNS

Jimmy Smith (1995-2005).....	67
Keenan McCardell (1996-2001).....	30
<b>MARCEDES LEWIS (2006-17).....</b>	<b>28</b>
<b>ALLEN ROBINSON (2014-17).....</b>	<b>22</b>
<b>ALLEN HURNS (2014-17).....</b>	<b>20</b>
Reggie Williams (2004-08).....	18
Ernest Wilford (2004-10).....	15
Matt Jones (2005-08).....	15
Mike Sims-Walker (2008-11).....	14
Kyle Brady (1999-2006).....	13

### CONSECUTIVE GAMES WITH RECEPTION

Jimmy Smith (Oct. 29, 1995-Dec. 17, 2000).....	86
Jimmy Smith (Sept. 9, 2001-Jan. 1, 2006).....	76
Maurice Jones-Drew (Dec. 10, 2006-Dec. 19, 2010).....	65
Keenan McCardell (Dec. 28, 1998-Jan. 6, 2002).....	49
Keenan McCardell (Sept. 1, 1996-Dec. 13, 1998).....	45
<b>ALLEN ROBINSON (Sept. 7, 2014-Sept. 10, 2017).....</b>	<b>43</b>
<b>ALLEN HURNS (Sept. 7, 2014-Oct. 27, 2016).....</b>	<b>38</b>
<b>MARCEDES LEWIS (Sept. 12, 2010-Sept. 9, 2012).....</b>	<b>32</b>
Ernest Wilford (Dec. 26, 2004-Dec. 3, 2006).....	30

### CONSECUTIVE GAMES WITH REC. TD

<b>ALLEN HURNS (Sept. 27-Nov. 15, 2015).....</b>	<b>7</b>
<b>ALLEN ROBINSON (Nov. 29-Dec. 27, 2015).....</b>	<b>5</b>
Julius Thomas (Nov. 19-Dec. 13, 2015).....	4
<b>MARCEDES LEWIS (Dec. 1-22, 2013).....</b>	<b>4</b>
Cecil Shorts III (Nov. 8-Dec. 2, 2012).....	4
Reggie Williams (Dec. 9-30, 2007).....	4
<i>Several players tied</i> .....	3

### YARDS PER RECEPTION (MIN. 100 RECEPTIONS)

<b>ALLEN HURNS (2014-17).....</b>	<b>14.50</b>
Jimmy Smith (1995-2005).....	14.25
<b>ALLEN ROBINSON (2014-17).....</b>	<b>14.10</b>
Ernest Wilford (2004-10).....	13.86
Mike Sims-Walker (2008-11).....	13.49
Cecil Shorts III (2011-14).....	13.31
Matt Jones (2005-08).....	12.97
Keenan McCardell (1996-2001).....	12.81
Willie Jackson (1995-97).....	12.44

\*An active streak

# CAREER RECORDS

## RECEIVING



### 200-YARD RECEIVING GAMES

Jimmy Smith (1995-2005).....2

### 100-YARD RECEIVING GAMES

Jimmy Smith (1995-2005).....46  
 Keenan McCardell (1996-2001).....19  
**ALLEN ROBINSON (2014-17).....8**  
**ALLEN HURNS (2014-17).....7**  
 Cecil Shorts III (2011-14).....7  
 Matt Jones (2005-08).....6  
 Mike Sims-Walker (2008-10).....6  
 Justin Blackmon (2012-13).....3  
*Several players tied.....2*

### LONGEST RECEPTIONS

**ALLEN ROBINSON (Dec. 27, 2015 at N.O.).....90t**  
 Troy Edwards (Sept. 28, 2003 at Hou.).....84t  
 Justin Blackmon (Nov. 18, 2012 at Hou.).....81t  
**ALLEN HURNS (Dec. 13, 2015 vs. IND.).....80t**  
 Cecil Shorts III (Sept. 23, 2012 at Ind.).....80t  
 Reggie Williams (Nov. 4, 2007 at N.O.).....80t  
 Patrick Johnson (Sept. 15, 2002 at K.C.).....79t

### CONSECUTIVE 100-YARD GAMES

Jimmy Smith (Oct. 24-Nov. 14, 2004).....3  
 Jimmy Smith (Dec. 19, 1999-Jan. 2, 2000).....3  
 Jimmy Smith (Nov. 21-Dec. 2, 1999).....3  
 Jimmy Smith (Sept. 12-26, 1999).....3  
 Jimmy Smith (Nov. 29-Dec. 13, 1998).....3  
 Jimmy Smith (Nov. 9-23, 1997).....3  
 Jimmy Smith (Aug. 31-Sept. 22, 1997).....3  
*Several players tied.....2*

### LONGEST RECEIVING TDs

**ALLEN ROBINSON (Dec. 27, 2015 at N.O.).....90**  
 Troy Edwards (Sept. 28, 2003 at Hou.).....84  
 Justin Blackmon (Nov. 18, 2012 at Hou.).....81  
**ALLEN HURNS (Dec. 13, 2015 vs. IND.).....80**  
 Cecil Shorts III (Sept. 23, 2012 at Ind.).....80  
 Reggie Williams (Nov. 4, 2007 at N.O.).....80  
 Patrick Johnson (Sept. 15, 2002 at K.C.).....79  
 Fred Taylor (Nov. 1, 1998 at Bal.).....78  
 Jason Hill (Oct. 9, 2011 vs. Cin.).....74

## YARDAGE

### SCRIMMAGE YARDS

Fred Taylor (1998-2008).....13,632  
 Jimmy Smith (1995-2005).....12,286  
 Maurice Jones-Drew (2006-13).....10,944  
 Keenan McCardell (1996-2001).....6,393  
**MARCEDES LEWIS (2006-17).....4,184**  
 James Stewart (1995-99).....3,804  
**ALLEN ROBINSON (2014-17).....2,848**  
 Kyle Brady (1999-2006).....2,500  
 Reggie Williams (2004-08).....2,366  
 Cecil Shorts III (2011-14).....2,339

### ALL-PURPOSE YARDS

Fred Taylor (1998-2008).....13,640  
 Maurice Jones-Drew (2006-13).....13,110  
 Jimmy Smith (1995-2005).....12,875  
 Keenan McCardell (1996-2001).....6,499  
**MARCEDES LEWIS (2006-17).....4,184**  
 James Stewart (1995-99).....3,793  
 Reggie Barlow (1996-2000).....3,687  
 Mike Thomas (2009-12).....3,276  
**ALLEN ROBINSON (2014-17).....2,848**  
 Kyle Brady (1999-2006).....2,567

## PUNTING

### PUNTS

Bryan Barker (1995-2000).....456  
 Chris Hanson (2001-06).....424  
 Bryan Anger (2012-15).....360  
 Adam Podlesh (2007-10).....229  
**BRAD NORTMAN (2016-17).....86**  
 Nick Harris (2011).....72  
 Mark Royals (2003).....45  
 Matt Turk (2011).....27  
 Steve Weatherford (2008).....21

### LONGEST PUNTS

Bryan Barker (Oct. 11, 1999 at N.Y. Jets).....83  
**BRAD NORTMAN (Oct. 2, 2016 vs. IND.).....78**  
 Adam Podlesh (Oct. 28, 2007 at T.B.).....76  
 Chris Hanson (Nov. 20, 2005 at Ten.).....74  
 Bryan Anger (Oct. 4, 2012 vs. Det.).....73  
 Bryan Anger (Dec. 14, 2014 at Bal.).....69  
 Chris Hanson (Sept. 12, 2004 at Buf.).....69  
**BRAD NORTMAN (DEC. 18, 2016 at Hou.).....67**  
**BRAD NORTMAN (Sept. 11, 2016 vs. G.B.).....67**  
 Bryan Anger (Nov. 30, 2014 vs. N.Y. Giants).....66  
**BRAD NORTMAN (Sept. 11, 2016 vs. G.B.).....65**  
 Bryan Anger (Sept. 23, 2012 at Ind.).....66  
 Bryan Anger (Dec. 23, 2012 vs. N.E.).....65  
 Bryan Anger (Nov. 25, 2012 vs. Ten.).....65  
 Bryan Anger (Oct. 7, 2012 vs. Chi.).....65  
 Matt Turk (Sept. 11, 2011 vs. Ten.).....65

### PUNT YARDS

Bryan Barker (1995-2000).....19,849  
 Chris Hanson (2001-06).....18,190  
 Bryan Anger (2012-15).....16,855  
 Adam Podlesh (2007-10).....9,751  
**BRAD NORTMAN (2016-17).....4,022**  
 Nick Harris (2011).....3,075  
 Mark Royals (2003).....1,852  
 Matt Turk (2011).....1,072  
 Steve Weatherford (2008).....915

### INSIDE THE 20 (MIN. 100 PUNTS)

Bryan Barker (1995-2000).....151  
 Chris Hanson (2001-06).....136  
 Bryan Anger (2011-15).....113  
 Adam Podlesh (2007-10).....75



### GROSS AVERAGE (MIN. 100 PUNTS)

Bryan Anger (2012-15).....46.8  
 Bryan Barker (1995-2000).....43.5  
 Chris Hanson (2001-06).....42.9  
 Adam Podlesh (2007-10).....42.5

### NET AVERAGE (MIN. 100 PUNTS)

Bryan Anger (2012-15).....40.5  
 Adam Podlesh (2007-10).....37.8  
 Bryan Barker (1995-2000).....37.2  
 Chris Hanson (2001-06).....35.9

### CONSECUTIVE PUNTS WITHOUT BLOCK

Bryan Barker (1995-2000).....456  
 Adam Podlesh (2007-10).....229  
 Chris Hanson (2001-03).....168

### FEWEST TOUCHBACKS (MIN. 100 PUNTS)

Adam Podlesh (2007-10).....19  
 Bryan Anger (2012-15).....27  
 Bryan Barker (1995-2000).....43  
 Chris Hanson (2001-06).....50

# CAREER RECORDS

## RETURNS

### KICKOFF RETURNS

Maurice Jones-Drew (2006-13)	79
Deji Karim (2010-11)	77
Brian Witherspoon (2008-09)	76
Reggie Barlow (1996-2000)	70
Jordan Todman (2012-14)	68
Willie Jackson (1995-97)	58
David Allen (2003-04)	52
Derrick Wimbush (2005-06)	47
Elvis Joseph (2001-02)	44
Shyrone Stith (2000)	33

### LONGEST KICKOFF RETURNS

<b>MARQISE LEE (Dec. 18, 2016 at Hou.)</b>	<b>100t</b>
Maurice Jones-Drew (Nov. 4, 2007 at N.O.)	100t
Alvis Whitted (Dec. 26, 1999 at Ten.)	98t
Elvis Joseph (Nov. 18, 2001 at Pit.)	85t
Maurice Jones-Drew (Dec. 10, 2006 vs. Ind.)	93t
Reggie Barlow (Dec. 7, 1997 vs. N.E.)	92t

### PUNT RETURN YARDS

Reggie Barlow (1996-2000)	1,581
Alvin Pearman (2005-08)	693
Mike Thomas (2009-12)	620
David Allen (2003-04)	468
<b>RASHAD GREENE SR. (2015-17)</b>	<b>432</b>
Ace Sanders (2013-14)	367
Chris Hudson (1995-98)	348
Damon Gibson (2001-02)	333
Bobby Shaw (2002)	310
Jermaine Lewis (2003-04)	272



### KICKOFF RETURN YARDS

Maurice Jones-Drew (2006-12)	2,054
Deji Karim (2010-11)	1,900
Brian Witherspoon (2008-09)	1,818
Jordan Todman (2012-14)	1,762
Reggie Barlow (1996-2000)	1,634
Willie Jackson (1995-97)	1,206
Derrick Wimbush (2005-06)	1,136
David Allen (2003-04)	1,041
Elvis Joseph (2001-02)	990
Shyrone Stith (2000)	785

### KICK RETURN AVERAGE (MIN. 50 RETURNS)

Maurice Jones-Drew (2006-13)	26.00
Jordan Todman (2012-14)	25.91
Deji Karim (2010-11)	24.68
Brian Witherspoon (2008-09)	23.92
Reggie Barlow (1996-2000)	23.34
Willie Jackson (1995-97)	20.79
David Allen (2003-04)	20.02

### PUNT RETURN AVERAGE (MIN. 25 RETURNS)

Bobby Shaw (2002)	12.40
David Allen (2003-04)	11.14
<b>RASHAD GREENE SR. (2015-17)</b>	<b>11.08</b>
Chris Hudson (1995-98)	10.88
Reggie Barlow (1996-2000)	10.83
Jermaine Lewis (2003-04)	9.71
Alvin Pearman (2005-08)	8.56
Damon Gibson (2001-02)	8.54
Mike Thomas (2009-12)	8.27
Dennis Northcutt (2007-08)	8.19

### PUNT RETURN TOUCHDOWNS

Reggie Barlow (1996-2000)	2
<b>RASHAD GREENE (2015-17)</b>	<b>1</b>
Mike Thomas (2009-12)	1
Bobby Shaw (2002)	1

### KICKOFF RETURN TOUCHDOWNS

Maurice Jones-Drew (2006-11)	2
<b>MARQISE LEE (2014-2017)</b>	<b>1</b>
Derrick Wimbush (2005-06)	1
Jimmy Smith (1995-2005)	1
Elvis Joseph (2001-02)	1
Alvis Whitted (1998-2001)	1
Reggie Barlow (1996-2000)	1



### PUNT RETURNS

Reggie Barlow (1996-2000)	146
Alvin Pearman (2005-08)	81
Mike Thomas (2009-12)	75
Ace Sanders (2013-14)	57
David Allen (2003-04)	42
<b>RASHAD GREENE SR. (2015-17)</b>	<b>40</b>
Damon Gibson (2001-02)	39
Chris Hudson (1995-98)	32
Dennis Northcutt (2007-08)	31
Jermaine Lewis (2003-04)	28
Bobby Shaw (2002)	25

### LONGEST PUNT RETURNS

Reggie Barlow (Sept. 13, 1998 vs. K.C.)	85t
Mike Thomas (Dec. 18, 2010 at Ind.)	78t
Reggie Barlow (Nov. 21, 1999 vs. N.O.)	74t
<b>RASHAD GREENE SR. (Dec. 13, 2015 vs. Ind.)</b>	<b>73t</b>
Bobby Shaw (Oct. 6, 2002 vs. Phi.)	69t
Rashad Greene (Nov. 19, 2015 vs. Ten.)	63
Chris Hudson (Oct. 6, 1996 at N.O.)	60

## DEFENSE

### INTERCEPTIONS

Rashean Mathis (2003-12)	30
Aaron Beasley (1996-2001)	15
Donovin Darius (1998-2006)	14
Derek Cox (2009-12)	12
<b>PAUL POSLUSZNY (2011-17)</b>	<b>11</b>
Mike Peterson (2003-08)	8
Chris Hudson (1995-98)	8
Reggie Nelson (2007-09)	7
Deon Grant (2004-06)	7
Marlon McCree (2001-03)	7
Jason Craft (1999-2003)	7

### LONGEST INTERCEPTION RETURNS

Aaron Beasley (Sept. 12, 1999 vs. S.F.)	93t
Rashean Mathis (Oct. 5, 2008 vs. Pit.)	72t
<b>TASHAUN GIPSON (Sept. 10, 2017 at Hou.)</b>	<b>67</b>
Rashean Mathis (Sept. 21, 2008 at Ind.)	61t
<b>PAUL POSLUSZNY (Oct. 13, 2013 at Den.)</b>	<b>59t</b>
Dwayne Gratz (Dec. 28, 2014 at Hou.)	55t
Rashean Mathis (Nov. 5, 2006 vs. Ten.)	55
Scott Starks (Nov. 5, 2006 vs. Ten.)	55t

### CONSECUTIVE GAMES WITH INT

Brian Williams (Oct. 14-Nov. 11, 2007)	3
<b>JALEN RAMSEY (Dec. 18-24, 2016)</b>	<b>2</b>
Geno Hayes (Dec. 5-15, 2013)	2
Derek Cox (Oct. 7-21, 2012)	2
Morgan Trent (Dec. 24, 2011-Jan. 1, 2012)	2
Rashean Mathis (Dec. 31, 2006-Sept. 9, 2007)	2
Gerald Sensabaugh (Dec. 3-10, 2006)	2
Rashean Mathis (Sept. 10-18, 2006)	2
Rashean Mathis (Oct. 16-30, 2005)	2
Donovin Darius (Nov. 21-28, 2004)	2
Mike Peterson (Nov. 23-30, 2003)	2
Marlon McCree (Dec. 1-8, 2002)	2
Marlon McCree (Nov. 10-17, 2002)	2
Donovin Darius (Oct. 31-Nov. 7, 1999)	2
Chris Hudson (Sept. 20-27, 1998)	2
Chris Hudson (Nov. 2-9, 1997)	2
James Williams (Nov. 26-Dec. 3, 1995)	2

### INTS RETURNED FOR TOUCHDOWN

Rashean Mathis (2003-12)	3
Aaron Beasley (1996-2001)	2
Several players tied	1



# CAREER RECORDS

## DEFENSE

### SACKS

Tony Brackens (1996-2003) .....	55.0
Joel Smeenge (1995-2000) .....	34.0
John Henderson (2002-09) .....	29.0
Paul Spicer (2001-08) .....	28.5
Kevin Hardy (1996-2001) .....	28.5
Gary Walker (1999-2001) .....	22.5
Marcus Stroud (2001-07) .....	22.0

### CONSECUTIVE GAMES WITH SACK

Tony Brackens (Nov. 11-Dec. 30, 2001) .....	8
<b>YANNICK NGAKOUE (Sept. 18-Oct. 16, 2016) .....</b>	<b>4</b>
Gary Walker (Oct. 18-Nov. 11, 2001) .....	4
Tony Brackens (Nov. 28-Dec. 19, 1999) .....	4
Kevin Hardy (Oct. 11-Nov. 7, 1999) .....	4
Tony Brackens (Sept. 22-Oct. 12, 1997) .....	4

### TACKLES

Daryl Smith (2004-12) .....	1,089
<b>PAUL POSLUSZNY (2011-17) .....</b>	<b>925</b>
Donovin Darius (1998-2006) .....	858
Mike Peterson (2003-08) .....	837
Kevin Hardy (1996-2001) .....	789
John Henderson (2002-09) .....	563
Rashean Mathis (2003-12) .....	554
Akin Ayodele (2002-05) .....	489

### TAKEAWAYS

Rashean Mathis (2003-12) .....	35
Donovin Darius (1998-2006) .....	20
Tony Brackens (1996-2003) .....	18
Aaron Beasley (1996-2001) .....	18



## FUMBLES

### FUMBLES

Mark Brunell (1995-2003) .....	51
David Garrard (2002-10) .....	44
<b>BLAKE BORTLES (2014-17) .....</b>	<b>30</b>
Fred Taylor (1998-2008) .....	25
Byron Leftwich (2003-06) .....	25
Maurice Jones-Drew (2006-13) .....	22
Blaine Gabbert (2011-13) .....	21

### FUMBLES LOST

David Garrard (2002-10) .....	21
Mark Brunell (1995-2003) .....	18
Fred Taylor (1998-2008) .....	12
<b>BLAKE BORTLES (2014-17) .....</b>	<b>13</b>
Maurice Jones-Drew (2006-13) .....	10
Byron Leftwich (2003-06) .....	10

### LONGEST FUMBLE RECOVERY RETURNS

Aaron Beasley (Nov. 8, 1998 vs. Cin.) .....	90t
Donovin Darius (Nov. 1, 1998 at Bal.) .....	83t
Daryl Smith (Oct. 14, 2007 vs. Hou.) .....	77t
Ainsley Battles (Dec. 3, 2001 vs. G.B.) .....	60t
<b>DANTE FOWLER JR. (Sept. 10, 2017 at Hou.) .....</b>	<b>53t</b>

### FORCED FUMBLES

Tony Brackens (1996-2003) .....	28
Daryl Smith (2004-12) .....	9
Joel Smeenge (1995-2000) .....	9
Aaron Beasley (1996-2001) .....	8
Kevin Hardy (1996-2001) .....	8
Marcus Stroud (2001-07) .....	7
Donovin Darius (1998-2006) .....	7
Akin Ayodele (2002-05) .....	7

### OPPONENT FUMBLE RECOVERIES

Tony Brackens (1996-2003) .....	13
Donovin Darius (1998-2006) .....	6
Fernando Bryant (1999-2003) .....	6
Kevin Hardy (1996-2001) .....	6
Bryan Schwartz (1995-99) .....	6
Travis Davis (1995-98) .....	6

## BLOCKS

### BLOCKED FIELD GOALS

Marcus Stroud (2001-07) .....	2
Clyde Simmons (1996-97) .....	2
Tyson Alualu (2010-16) .....	1
Chris Clemons (2014-15) .....	1
Rashean Mathis (2003-10) .....	1
John Henderson (2002-09) .....	1

### BLOCKED PUNTS

Donovin Darius (1998-2006) .....	2
Dave Thomas (1995-99) .....	2

### BLOCKED FIELD GOAL RETURNS

Chris Hudson (Sept. 22, 1997 vs. Pit.) .....	1
Mickey Washington (Dec. 1, 1996 vs. Cin.) .....	1

### BLOCKED EXTRA POINTS

Sen'Derrick Marks (Nov. 20, 2016 at Det.) .....	1
Tony Brackens (Oct. 5, 1997 vs. Cin.) .....	1
Clyde Simmons (Sept. 22, 1996 at N.E.) .....	1

### BLOCKED PUNT RETURNS

Mike Harris (Dec. 30, 2012 at Ten.) .....	1
Zach Potter (Dec. 15, 2011 at Atl.) .....	1
Alvis Whitted (Nov. 1, 1998 at Bal.) .....	1
Jimmy Smith (Dec. 3, 1995 at Den.) .....	1



# SINGLE-SEASON RECORDS

## SCORING

### POINTS

Mike Hollis (1997) .....	134
Mike Hollis (1999) .....	130
Josh Scobee (2006) .....	119
Mike Hollis (1996) .....	117
<b>JASON MYERS (2016)</b> .....	<b>110</b>
Jason Myers (2015) .....	110
Mike Hollis (1998) .....	108
Josh Scobee (2010) .....	107
Josh Scobee (2005) .....	107

### TOUCHDOWNS

Fred Taylor (1998) .....	17
Maurice Jones-Drew (2009) .....	16
Maurice Jones-Drew (2006) .....	16
<b>ALLEN ROBINSON (2015)</b> .....	<b>16</b>
Maurice Jones-Drew (2008) .....	14
Fred Taylor (2000) .....	14
James Stewart (1999) .....	13
Maurice Jones-Drew (2011) .....	11
Several players tied .....	10

### FIELD GOALS

Mike Hollis (1999) .....	31
Mike Hollis (1997) .....	31
Mike Hollis (1996) .....	30
<b>JASON MYERS (2016)</b> .....	<b>27</b>
<b>JASON MYERS (2015)</b> .....	<b>26</b>
Josh Scobee (2006) .....	26
Josh Scobee (2012) .....	25
Josh Scobee (2000) .....	24
Mike Hollis (2000) .....	24

### FIELD GOAL % (MIN. 25 ATTEMPTS)

Mike Hollis (2000) .....	92.3
Josh Scobee (2013) .....	92.0
Josh Scobee (2011) .....	92.0
Josh Scobee (2012) .....	89.3
<b>JASON MYERS (2015)</b> .....	<b>86.7</b>
Mike Hollis (1997) .....	86.1
Mike Hollis (1996) .....	83.3
Mike Hollis (1999) .....	81.6
Josh Scobee (2006) .....	81.3
Mike Hollis (1998) .....	80.8



### EXTRA POINTS

Mike Hollis (1998) .....	45
Josh Scobee (2010) .....	41
Josh Scobee (2006) .....	41
Mike Hollis (1997) .....	41
Josh Scobee (2005) .....	38
Mike Hollis (1999) .....	37
Josh Scobee (2008) .....	33
Mike Hollis (2000) .....	33
<b>JASON MYERS (2015)</b> .....	<b>32</b>
Several players tied .....	30

## PASSING

### PASSING YARDS

<b>BLAKE BORTLES (2015)</b> .....	<b>4,428</b>
Mark Brunell (1996) *Led NFL* .....	4,367
<b>BLAKE BORTLES (2016)</b> .....	<b>3,925</b>
Mark Brunell (2000) .....	3,640
David Garrard (2008) .....	3,620
David Garrard (2009) .....	3,597
Mark Brunell (2001) .....	3,309
Mark Brunell (1997) .....	3,281
Chad Henne (2013) .....	3,241
Mark Brunell (1999) .....	3,060

### PASS ATTEMPTS

<b>BLAKE BORTLES (2016)</b> .....	<b>625</b>
<b>BLAKE BORTLES (2015)</b> .....	<b>606</b>
Mark Brunell (1996) .....	557
David Garrard (2008) .....	535
David Garrard (2009) .....	516
Mark Brunell (2000) .....	512
Chad Henne (2013) .....	503
<b>BLAKE BORTLES (2014)</b> .....	<b>475</b>
Mark Brunell (2001) .....	473
Mark Brunell (1999) .....	441

### PASS COMPLETIONS

<b>BLAKE BORTLES (2016)</b> .....	<b>368</b>
<b>BLAKE BORTLES (2015)</b> .....	<b>355</b>
Mark Brunell (1996) .....	353
David Garrard (2008) .....	335
David Garrard (2009) .....	314
Mark Brunell (2000) .....	311
Chad Henne (2013) .....	305
Mark Brunell (2001) .....	289
<b>BLAKE BORTLES (2014)</b> .....	<b>280</b>
Byron Leftwich (2004) .....	267

### TOUCHDOWN PASSES

<b>BLAKE BORTLES (2015)</b> .....	<b>35</b>
<b>BLAKE BORTLES (2016)</b> .....	<b>23</b>
David Garrard (2010) .....	23
Mark Brunell (2000) .....	20
Mark Brunell (1998) .....	20
Mark Brunell (2001) .....	19
Mark Brunell (1996) .....	19
David Garrard (2007) .....	18
Mark Brunell (1997) .....	18
Mark Brunell (2002) .....	17

### INTERCEPTIONS

Mark Brunell (1996) .....	20
<b>BLAKE BORTLES (2015)</b> .....	<b>18</b>
<b>BLAKE BORTLES (2014)</b> .....	<b>17</b>
<b>BLAKE BORTLES (2016)</b> .....	<b>16</b>
Byron Leftwich (2003) .....	16
David Garrard (2010) .....	15
Chad Henne (2013) .....	14
Mark Brunell (2000) .....	14
David Garrard (2008) .....	13
Mark Brunell (2001) .....	13

### INTERCEPTION % (MIN. 300 ATTEMPTS)

David Garrard (2007) .....	0.92
Mark Brunell (1997) .....	1.61
Byron Leftwich (2005) .....	1.66
Mark Brunell (2002) .....	1.68
David Garrard (2009) .....	1.94
Mark Brunell (1995) .....	2.02
Mark Brunell (1999) .....	2.04
Byron Leftwich (2004) .....	2.27
David Garrard (2008) .....	2.43
Mark Brunell (1998) .....	2.54

### COMPLETION % (MIN. 300 ATTEMPTS)

David Garrard (2010) .....	64.48
David Garrard (2007) .....	64.00
Mark Brunell (1996) .....	63.38
David Garrard (2008) .....	62.62
Mark Brunell (2001) .....	61.10
David Garrard (2009) .....	60.85
Mark Brunell (2000) .....	60.74
Mark Brunell (1997) .....	60.69
Chad Henne (2013) .....	60.64
Byron Leftwich (2004) .....	60.54

### PASSER RATING (MIN. 300 ATTEMPTS)

David Garrard (2007) .....	102.2
Mark Brunell (1997) .....	91.2
David Garrard (2010) .....	90.8
Mark Brunell (1998) .....	89.9
Byron Leftwich (2005) .....	89.3
<b>BLAKE BORTLES (2015)</b> .....	<b>88.2</b>
Mark Brunell (2002) .....	85.7
Mark Brunell (2001) .....	84.1
Mark Brunell (1996) .....	84.0

### AVG. GAIN PER ATTEMPT (MIN. 300 ATTEMPTS)

Mark Brunell (1996) *Led NFL* .....	7.84
David Garrard (2007) .....	7.72
Mark Brunell (1997) .....	7.54
David Garrard (2010) .....	7.47
Mark Brunell (1998) .....	7.35
<b>BLAKE BORTLES (2015)</b> .....	<b>7.31</b>
Mark Brunell (2000) .....	7.11
Byron Leftwich (2005) .....	7.03
Mark Brunell (2001) .....	7.00
David Garrard (2009) .....	6.97

### 400-YARD PASSING GAMES

Mark Brunell (1996) .....	2
---------------------------	---

### 300-YARD PASSING GAMES

Blake Bortles (2015) .....	6
Mark Brunell (1996) .....	6
<b>BLAKE BORTLES (2016)</b> .....	<b>5</b>
Several players tied .....	3

# SINGLE-SEASON RECORDS

## RUSHING

### RUSHING YARDS

Maurice Jones-Drew (2011) *Led NFL*	1,606
Fred Taylor (2003)	1,572
Fred Taylor (2000)	1,399
Maurice Jones-Drew (2009)	1,391
Maurice Jones-Drew (2010)	1,324
Fred Taylor (2002)	1,314
Fred Taylor (2004)	1,224
Fred Taylor (1998)	1,223
Fred Taylor (2007)	1,202
Fred Taylor (2006)	1,146

### RUSHING ATTEMPTS

Fred Taylor (2003)	345
Maurice Jones-Drew (2011)	343
Maurice Jones-Drew (2009)	312
Maurice Jones-Drew (2010)	299
Fred Taylor (2000)	292
Fred Taylor (2002)	287
Fred Taylor (1998)	264
Fred Taylor (2004)	260
James Stewart (1999)	249
Natrone Means (1997)	244

### RUSHING TOUCHDOWNS

Maurice Jones-Drew (2009)	15
Fred Taylor (1998)	14
Maurice Jones-Drew (2006)	13
James Stewart (1999)	13
Maurice Jones-Drew (2008)	12
Fred Taylor (2000)	12
Maurice Jones-Drew (2007)	9
Stacey Mack (2002)	9
Stacey Mack (2001)	9
Natrone Means (1997)	9

### RUSHING AVERAGE (MIN. 150 ATTEMPTS)

Maurice Jones-Drew (2006)	5.67
Fred Taylor (2007)	5.39
Fred Taylor (2006)	4.96
Fred Taylor (2000)	4.79
Fred Taylor (2004)	4.71
Maurice Jones-Drew (2011)	4.68
Fred Taylor (1998)	4.63
Maurice Jones-Drew (2007)	4.60
Fred Taylor (1999)	4.60
Fred Taylor (2002)	4.58

### 200-YARD RUSHING GAMES

Fred Taylor (2000)	1
--------------------	---



### 100-YARD RUSHING GAMES

Fred Taylor (2000)	9
Maurice Jones-Drew (2010)	7
Fred Taylor (2003)	7
Maurice Jones-Drew (2011)	6
Fred Taylor (1998)	6
Maurice Jones-Drew (2009)	5
Fred Taylor (2007)	5
Fred Taylor (2004)	5
Fred Taylor (2002)	5
Fred Taylor (2006)	4

## RECEIVING

### RECEPTIONS

Jimmy Smith (1999) *Led NFL*	116
Jimmy Smith (2001)	112
Keenan McCardell (2000)	94
Keenan McCardell (2001)	93
Jimmy Smith (2000)	91
Keenan McCardell (1997)	85
Keenan McCardell (1996)	85
Jimmy Smith (1996)	83
Jimmy Smith (1997)	82
Several players tied	80

### RECEIVING YARDS

Jimmy Smith (1999)	1,636
<b>ALLEN ROBINSON (2015)</b>	<b>1,400</b>
Jimmy Smith (2001)	1,373
Jimmy Smith (1997)	1,324
Jimmy Smith (1996)	1,244
Jimmy Smith (2000)	1,213
Keenan McCardell (2000)	1,207
Jimmy Smith (1998)	1,182
Jimmy Smith (2004)	1,172
Keenan McCardell (1997)	1,164
Keenan McCardell (1996)	1,129
Keenan McCardell (2001)	1,110
<b>ALLEN HURNS (2015)</b>	<b>1,031</b>
Jimmy Smith (2002)	1,027
Jimmy Smith (2005)	1,023

### YARDS PER RECEPTION (MIN. 50 RECEPTIONS)

Cecil Shorts III (2012)	17.80
<b>ALLEN ROBINSON (2015)</b>	<b>17.50</b>
Jimmy Smith (1997)	16.15
<b>ALLEN HURNS (2015)</b>	<b>16.11</b>
Jimmy Smith (2004)	15.84
Jimmy Smith (1998)	15.15
Jimmy Smith (1996)	14.99

### RECEIVING TOUCHDOWNS

<b>ALLEN ROBINSON (2015) *Led NFL*</b>	<b>14</b>
Allen Hurns (2015)	10
<b>MARCEDES LEWIS (2010)</b>	<b>10</b>
Reggie Williams (2007)	10
Jimmy Smith (2001)	8
Jimmy Smith (2000)	8
Jimmy Smith (1998)	8

### 100-YARD RECEIVING GAMES

Jimmy Smith (1999)	9
<b>ALLEN ROBINSON (2015)</b>	<b>6</b>
Jimmy Smith (2001)	6
Jimmy Smith (1997)	6
Keenan McCardell (2000)	5
Jimmy Smith (2000)	5
Jimmy Smith (1998)	5



### 200-YARD RECEIVING GAMES

Justin Blackmon (2012)	1
Jimmy Smith (2000)	1
Jimmy Smith (1999)	1
Keenan McCardell (1996)	1

## YARDAGE

### SCRIMMAGE YARDS

Maurice Jones-Drew (2011)	1,980
Fred Taylor (2003)	1,942
Maurice Jones-Drew (2009)	1,765
Fred Taylor (2002)	1,722
Fred Taylor (1998)	1,644
Maurice Jones-Drew (2010)	1,641
Fred Taylor (2000)	1,639
Jimmy Smith (1999)	1,636
Fred Taylor (2004)	1,569
<b>ALLEN ROBINSON (2015)</b>	<b>1,400</b>

### ALL-PURPOSE YARDS

Maurice Jones-Drew (2006)	2,250
Maurice Jones-Drew (2007)	2,014
Maurice Jones-Drew (2011)	1,964
Fred Taylor (2003)	1,942
Maurice Jones-Drew (2009)	1,881
Maurice Jones-Drew (2008)	1,739
Fred Taylor (2002)	1,722
Fred Taylor (1998)	1,653
Maurice Jones-Drew (2010)	1,641
Fred Taylor (2000)	1,638





# SINGLE-SEASON RECORDS

## PUNTING

### PUNTS

Bryan Anger (2013)	95
Bryan Anger (2014)	94
Bryan Anger (2012)	91
Bryan Barker (1998)	85
Chris Hanson (2004)	84
Chris Hanson (2005)	82
Chris Hanson (2001)	82
Bryan Barker (1995)	82
Chris Hanson (2002)	81
Bryan Anger (2015)	80

### GROSS AVERAGE (MIN. 50 PUNTS)

Bryan Anger (2012) *NFL rookie record*	47.8
Bryan Anger (2014)	47.5
<b>BRAD NORTMAN (2016)</b>	<b>46.6</b>
Bryan Anger (2015)	46.3
Bryan Anger (2013)	45.7
Bryan Barker (1998)	45.0
Bryan Barker (1997)	44.9

### NET AVERAGE (MIN. 50 PUNTS)

Bryan Anger (2012) *NFL rookie record*	40.8
Bryan Anger (2013)	40.5
Bryan Anger (2014)	39.6
<b>BRAD NORTMAN (2016)</b>	<b>39.5</b>
Bryan Anger (2015)	39.5
Adam Podlesh (2010)	39.2
Bryan Barker (1997)	38.8

### INSIDE THE 20 (MIN. 50 PUNTS)

Chris Hanson (2005)	33
Bryan Barker (1999)	32
Bryan Anger (2013)	31
Bryan Anger (2012)	31
Bryan Barker (2000)	29
Chris Hanson (2004)	28
Bryan Barker (1998)	28

### TOUCHBACKS (MIN. 50 PUNTS)

Adam Podlesh (2007)	2
Bryan Anger (2015)	4
Several players tied	5



### KICKOFF RETURNS

Brian Witherspoon (2008)	52
Deji Karim (2010)	50
David Allen (2003)	41
Derrick Wimbush (2005)	39
Jordan Todman (2014)	38
Shyrone Stith (2000)	33
Willie Jackson (1997)	32
Maurice Jones-Drew (2007)	31
Maurice Jones-Drew (2006)	31
Reggie Barlow (1998)	30

### KICKOFF RETURN TOUCHDOWNS

<b>MARQISE LEE (2016)</b>	<b>1</b>
Maurice Jones-Drew (2007)	1
Several players tied	1

### PUNT RETURNS

Alvin Pearman (2005)	49
Reggie Barlow (1998)	43
Damon Gibson (2001)	38
Reggie Barlow (1999)	38
Reggie Barlow (1997)	36
Mike Thomas (2010)	34
Ace Sanders (2014)	32
Chris Hudson (2006)	32
Chris Hudson (1996)	32
Reggie Barlow (2000)	29

### PUNT RETURN AVERAGE (MIN. 15 RETURNS)

<b>RASHAD GREENE SR. (2015)</b>	<b>16.72</b>
Reggie Barlow (1998)	12.91
Bobby Shaw (2002)	12.40
David Allen (2003)	12.00
Reggie Barlow (1997)	11.44
Brian Witherspoon (2008)	11.29
Reggie Barlow (1999)	10.89
Chris Hudson (1996)	10.88
Mike Thomas (2010)	10.53
Desmond Howard (1995)	10.25

## RETURNS

### KICKOFF RETURN YARDS

Brian Witherspoon (2008)	1,250
Deji Karim (2010)	1,248
Jordan Todman (2014)	972
Derrick Wimbush (2005)	955
Maurice Jones-Drew (2006)	860
David Allen (2003)	831
Maurice Jones-Drew (2007)	811
Shyrone Stith (2000)	785
Reggie Barlow (1998)	747
Jordan Todman (2013)	712

### KICKOFF RETURN AVERAGE (MIN. 25 RETURNS)

Maurice Jones-Drew (2006)	27.74
Jordan Todman (2013)	27.38
Maurice Jones-Drew (2007)	26.16
Jordan Todman (2014)	25.58
Deji Karim (2010)	24.96
Reggie Barlow (1998)	24.90
Mike Thomas (2009)	24.77
Derrick Wimbush (2005)	24.49

### PUNT RETURN YARDS

Reggie Barlow (1998)	555
Reggie Barlow (1999)	414
Reggie Barlow (1997)	412
Alvin Pearman (2005)	410
Mike Thomas (2010)	358
Chris Hudson (1996)	348
Damon Gibson (2001)	333
David Allen (2003)	324
Bobby Shaw (2002)	310
Rashad Greene (2015)	301

### PUNT RETURN TOUCHDOWNS

<b>RASHAD GREENE SR. (2015)</b>	<b>1</b>
Mike Thomas (2010)	1
Bobby Shaw (2002)	1
Reggie Barlow (1999)	1
Reggie Barlow (1998)	1

## DEFENSE

### INTERCEPTIONS

Rashean Mathis (2006)	8
Marlon McCree (2002)	6
Aaron Beasley (1999)	6
Reggie Nelson (2007)	5
Rashean Mathis (2005)	5
Donovin Darius (2004)	5
Rashean Mathis (2004)	5
Deon Figures (1997)	5
Several players tied	4

### INTs RETURNED FOR TOUCHDOWN

Rashean Mathis (2008)	2
Aaron Beasley (1999)	2
Several players tied	1

### SACKS

Tony Brackens (1999)	12.0
Tony Brackens (2001)	11.0
Kevin Hardy (1999)	10.5
Bobby McCray (2006)	10.0
Gary Walker (1999)	10.0

### TACKLES

<b>PAUL POSLUSZNY (2012)</b>	<b>231</b>
Hardy Nickerson (2001)	230
Russell Allen (2012)	201
<b>PAUL POSLUSZNY (2011)</b>	<b>192</b>
Mike Peterson (2005)	190
Wali Rainer (2002)	188
Kevin Hardy (1998)	186
Mike Peterson (2004)	178

# SINGLE-SEASON RECORDS

## DEFENSE & FUMBLES

### TAKEAWAYS

Donovin Darius (2004).....	9
Rashean Mathis (2006).....	8
Marlon McCree (2002).....	6
Aaron Beasley (1999).....	6

### FORCED FUMBLES

Tony Brackens (1999).....	8
Tony Brackens (1997).....	6
Tony Brackens (2001).....	5
Tony Brackens (1996).....	5

### FUMBLES

<b>BLAKE BORTLES (2015).....</b>	<b>14</b>
Blaine Gabbert (2011).....	14
David Garrard (2009).....	14
Mark Brunell (1996).....	13
David Garrard (2010).....	11
Byron Leftwich (2003).....	11

### OPPONENT FUMBLE RECOVERIES

Donovin Darius (2004).....	4
Bryan Schwartz (1998).....	4

### FUMBLES LOST

David Garrard (2009).....	8
<b>Blake Bortles (2016).....</b>	<b>6</b>
Byron Leftwich (2003).....	6
Blake Bortles (2015).....	5
Blaine Gabbert (2011).....	5
David Garrard (2010).....	4
Several players tied.....	3

# SINGLE-GAME RECORDS

## SCORING

### POINTS

James Stewart (Oct. 12, 1997 vs. Phi.).....	30
Maurice Jones-Drew (Dec. 11, 2011 vs. T.B.).....	24
Fred Taylor (Nov. 19, 2000 at Pit.).....	24
Several players tied.....	18

### FIELD GOALS

Josh Scobee (Oct. 10, 2010 at Buf.).....	5
Josh Scobee (Nov. 25, 2007 vs. Buf.).....	5
Mike Hollis (Sept. 10, 2000 at Bal.).....	5
Mike Hollis (Nov. 30, 1997 vs. Bal.).....	5
Mike Hollis (Dec. 1, 1996 vs. Cin.).....	5
Jason Myers (Dec. 24, 2016 vs. Ten.).....	4
Several players tied.....	4

### TOUCHDOWNS

James Stewart (Oct. 12, 1997 vs. Phi.).....	5
Maurice Jones-Drew (Dec. 11, 2011 vs. T.B.).....	4
Fred Taylor (Nov. 19, 2000 at Pit.).....	4
Several players tied.....	3

### EXTRA POINTS

Josh Scobee (Dec. 23, 2007 vs. Oak.).....	7
Mike Hollis (Dec. 3, 2000 vs. Cle.).....	6
Mike Hollis (Nov. 1, 1998 at Bal.).....	6
Several players tied.....	5



## PASSING

### PASSING YARDS

Mark Brunell (Sept. 22, 1996 at N.E.).....	432
Mark Brunell (Oct. 20, 1996 at STL).....	421
Mark Brunell (Sept. 10, 2000 at Bal.).....	386
<b>BLAKE BORTLES (Nov. 8, 2015 at NYJ).....</b>	<b>381</b>
Mark Brunell (Sept. 20, 1998 vs. Bal.).....	376
<b>BLAKE BORTLES (Dec. 27, 2015 at N.O.).....</b>	<b>368</b>
Byron Leftwich (Oct. 10, 2004 at S.D.).....	357
Mark Brunell (Dec. 1, 1996 vs. Cin.).....	356
Chad Henne (Nov. 18, 2012 at Hou.).....	354
Quinn Gray (Nov. 4, 2007 at N.O.).....	354
Mark Brunell (Nov. 10, 1996 vs. Bal.).....	354

### PASSING TDs

<b>BLAKE BORTLES (Dec. 6, 2015 at Ten.).....</b>	<b>5</b>
<b>BLAKE BORTLES (Oct. 11, 2015 at T.B.).....</b>	<b>4</b>
<b>CHAD HENNE (Nov. 18, 2012 at Hou.).....</b>	<b>4</b>
David Garrard (Oct. 31, 2010 at Dal.).....	4
Quinn Gray (Dec. 30, 2007 at Hou.).....	4
Mark Brunell (Nov. 29, 1998 at Cin.).....	4
Several players tied.....	3

### PASS ATTEMPTS

<b>BLAKE BORTLES (Oct. 27, 2016 vs. Ten.).....</b>	<b>54</b>
Byron Leftwich (Oct. 10, 2004 at S.D.).....	54
<b>BLAKE BORTLES (Oct. 18, 2015 vs. Hou.).....</b>	<b>53</b>
Mark Brunell (Oct. 20, 1996 at STL).....	52
<b>CHAD HENNE (Dec. 29, 2013 at Ind.).....</b>	<b>51</b>
<b>CHAD HENNE (Dec. 23, 2012 vs. N.E.).....</b>	<b>51</b>
<b>BLAKE BORTLES (Oct. 4, 2015 at Ind.).....</b>	<b>50</b>
Mark Brunell (Sept. 10, 2000 at Bal.).....	50
<b>BLAKE BORTLES (Nov. 29, 2015 vs. S.D.).....</b>	<b>49</b>
Blaine Gabbert (Oct. 28, 2012 at G.B.).....	49
Mark Brunell (Oct. 15, 1995 vs. Chi.).....	48

### INTERCEPTIONS

Mark Brunell (Oct. 20, 1996 at STL).....	5
Luke McCown (Sept. 18, 2011 at NYJ).....	4
David Garrard (Sept. 19, 2010 at S.D.).....	4
David Garrard (Nov. 12, 2006 vs. Hou.).....	4
Several players tied.....	3

### AVG. GAIN PER ATTEMPT (MIN. 20 ATTEMPTS)

David Garrard (Oct. 21, 2010 at Dal.).....	12.38
Rob Johnson (Aug. 31, 1997 at Bal.).....	12.25
Byron Leftwich (Oct. 5, 2003 vs. S.D.).....	12.00
Mark Brunell (Nov. 1, 1998 at Bal.).....	11.85
Mark Brunell (Nov. 21, 1999 vs. N.O.).....	11.70
Mark Brunell (Sept. 22, 1996 at N.E.).....	11.08

### PASS COMPLETIONS

Mark Brunell (Oct. 20, 1996 at STL).....	37
Byron Leftwich (Oct. 10, 2004 at S.D.).....	36
<b>BLAKE BORTLES (Oct. 27, 2016 at Ten.).....</b>	<b>33</b>
<b>BLAKE BORTLES (Oct. 12, 2014 at Ten.).....</b>	<b>32</b>
<b>BLAKE BORTLES (Nov. 13, 2016 vs. Hou.).....</b>	<b>32</b>
<b>BLAKE BORTLES (Nov. 29, 2015 vs. S.D.).....</b>	<b>30</b>
<b>BLAKE BORTLES (Oct. 18 vs. Hou.).....</b>	<b>30</b>
<b>CHAD HENNE (Dec. 29, 2013 at Ind.).....</b>	<b>30</b>
David Garrard (Oct. 18, 2009 vs. STL).....	30
Mark Brunell (Oct. 15, 1995 vs. Chi.).....	30

### COMPLETION % (MIN. 20 ATTEMPTS)

Mark Brunell (Sept. 7, 2003 at Car.).....	85.2
Mark Brunell (Oct. 29, 2000 at Dal.).....	83.3
Rob Johnson (Aug. 31, 1997 at Bal.).....	83.3
David Garrard (Dec. 2, 2007 at Ind.).....	82.8
David Garrard (Oct. 31, 2010 at Dal.).....	81.0
David Garrard (Oct. 10, 2010 at Buf.).....	80.0
Mark Brunell (Oct. 6, 1996 at N.O.).....	80.0

# SINGLE-GAME RECORDS

## RUSHING

### RUSHING YARDS

Fred Taylor (Nov. 19, 2000 at Pit.)	234
Fred Taylor (Dec. 21, 2003 vs. N.O.)	194
Maurice Jones-Drew (Dec. 5, 2010 at Ten.)	186
Fred Taylor (Dec. 6, 1998 vs. Det.)	183
Fred Taylor (Dec. 3, 2000 vs. Cle.)	181
Maurice Jones-Drew (Sept. 23, 2012 at Ind.)	177
Maurice Jones-Drew (Nov. 1, 2009 at Ten.)	177
Maurice Jones-Drew (Jan. 1, 2012 vs. Ind.)	169
Maurice Jones-Drew (Dec. 10, 2006 vs. Ind.)	166
Fred Taylor (Oct. 30, 2005 at STL)	165

### RUSHING TOUCHDOWNS

James Stewart (Oct. 12, 1997 vs. Phi.)	5
Maurice Jones-Drew (Oct. 18, 2009 vs. STL)	3
Maurice Jones-Drew (Sept. 27, 2009 at Hou.)	3
Fred Taylor (Dec. 3, 2000 vs. Cle.)	3
Fred Taylor (Nov. 19, 2000 at Pit.)	3
Fred Taylor (Nov. 15, 1998 vs. T.B.)	3
Several players tied	2

### RUSHING ATTEMPTS

Fred Taylor (Dec. 21, 2003 vs. N.O.)	34
Maurice Jones-Drew (Oct. 18, 2009 vs. STL)	33
Fred Taylor (Nov. 23, 2003 at NYJ)	32
Fred Taylor (Dec. 17, 2000 at Cin.)	32
Fred Taylor (Dec. 6, 1998 vs. Det.)	32
Maurice Jones-Drew (Dec. 5, 2010 at Ten.)	31
Fred Taylor (Oct. 29, 2000 at Dal.)	31
Several players tied	30

### RUSHING AVERAGE (MIN. 10 ATTEMPTS)

Maurice Jones-Drew (Dec. 10, 2006 vs. Ind.)	11.07
Maurice Jones-Drew (Oct. 14, 2007 vs. Hou.)	10.42
Fred Taylor (Oct. 31, 1999 at Cin.)	8.53
Maurice Jones-Drew (Sept. 24, 2006 at Ind.)	7.92
Stacey Mack (Dec. 30, 2000 vs. K.C.)	7.81
Fred Taylor (Nov. 19, 2000 at Pit.)	7.80
Fred Taylor (Oct. 30, 2005 at STL)	7.50
Fred Taylor (Dec. 19, 2004 at G.B.)	7.50



## RECEIVING & YARDAGE

### RECEPTIONS

Keenan McCardell (Oct. 20, 1996 at STL)	16
Jimmy Smith (Sept. 10, 2000 at Bal.)	15
Justin Blackmon (Oct. 13, 2013 at Den.)	14
Jimmy Smith (Jan. 2, 2000 vs. Cin.)	14
<b>ALLEN HURNS (Oct. 4, 2015 at Ind.)</b>	<b>11</b>
Keenan McCardell (Dec. 23, 2000 at NYG)	11
Keenan McCardell (Oct. 1, 2000 vs. Pit.)	11
Keenan McCardell (Dec. 7, 1997 vs. N.E.)	11
Several players tied	10

### RECEIVING TDs

<b>ALLEN ROBINSON (Dec. 6, 2015 at Ten.)</b>	<b>3</b>
Jimmy Smith (Sept. 10, 2000 at Bal.)	3
Several players tied	2

### YARDS PER RECEPTION (MIN. 4 RECEPTIONS)

Justin Blackmon (Nov. 18, 2012 at Hou.)	33.7
Ernest Wilford (Dec. 24, 2005 at Hou.)	29.5
Andre Rison (Sept. 22, 1996 at N.E.)	28.8
Jimmy Smith (Nov. 9, 1997 vs. K.C.)	28.0

### RECEIVING YARDS

Jimmy Smith (Sept. 10, 2000 at Bal.)	291
Justin Blackmon (Nov. 18, 2012 at Hou.)	236
Keenan McCardell (Oct. 20, 1996 at STL)	232
Jimmy Smith (Nov. 21, 1999 vs. N.O.)	220
Justin Blackmon (Oct. 13, 2013 at Den.)	190
Jimmy Smith (Jan. 2, 2000 vs. Cin.)	165
Jimmy Smith (Sept. 22, 1997 vs. Pit.)	164
Jimmy Smith (Dec. 1, 1996 vs. Cin.)	162
Pete Mitchell (Nov. 19, 1995 at T.B.)	161
Jimmy Smith (Nov. 16, 1997 vs. Ten.)	158

### SCRIMMAGE YARDS

Jimmy Smith (Sept. 10, 2000 at Bal.)	291
Fred Taylor (Nov. 19, 2000 at Pit.)	248
Fred Taylor (Sept. 29, 2002 vs. NYJ)	237
Justin Blackmon (Nov. 18, 2012 at Hou.)	236
Keenan McCardell (Oct. 20, 1996 at STL)	232
Fred Taylor (Dec. 21, 2003 at N.O.)	225
Maurice Jones-Drew (Nov. 21, 2010 vs. Cle.)	220
Jimmy Smith (Nov. 21, 1999 vs. N.O.)	220
Fred Taylor (Sept. 20, 1998 vs. Bal.)	213
Fred Taylor (Dec. 6, 1998 vs. Det.)	206



### ALL-PURPOSE YARDS

Maurice Jones-Drew (Dec. 10, 2006 vs. Ind.)	303
Jimmy Smith (Sept. 10, 2000 at Bal.)	291
Maurice Jones-Drew (Oct. 14, 2007 vs. Hou.)	260
Fred Taylor (Nov. 19, 2000 at Pit.)	248
Maurice Jones-Drew (Sept. 24, 2006 at Ind.)	244
Fred Taylor (Sept. 29, 2002 vs. NYJ)	237
Justin Blackmon (Nov. 18, 2012 at Hou.)	236
Keenan McCardell (Oct. 20, 1996 at STL)	232
Fred Taylor (Dec. 21, 2003 vs. N.O.)	225
Several players tied	220

## PUNTING

### PUNTS

Bryan Anger (Sept. 8, 2013 vs. K.C.)	11
Adam Podlesh (Nov. 16, 2008 vs. Ten.)	10
Bryan Anger (Oct. 21, 2012 at Oak.)	9
Bryan Anger (Sept. 16, 2012 vs. Hou.)	9
Nick Harris (Dec. 24, 2011 at Ten.)	9
Nick Harris (Nov. 27, 2011 vs. Hou.)	9
Chris Hanson (Oct. 16, 2005 at Pit.)	9
Chris Hanson (Sept. 19, 2004 vs. Den.)	9
Bryan Barker (Sept. 25, 2000 at Ind.)	9
Bryan Barker (Nov. 14, 1999 vs. Bal.)	9
Bryan Barker (Oct. 29, 1995 at Pit.)	9

### PUNTS INSIDE 20

Bryan Barker (Nov. 14, 1999 vs. Bal.)	8
Bryan Anger (Nov. 17, 2013 vs. Ari.)	6
Bryan Barker (Oct. 3, 1999 vs. Pit.)	6

### GROSS AVERAGE (MIN. 4 PUNTS)

Bryan Anger (Dec. 23, 2012 vs. N.E.)	56.3
Bryan Anger (Oct. 11, 2015 at T.B.)	55.3
<b>BRAD NORTMAN (Oct. 16, 2016 at Chi.)</b>	<b>55.0</b>
Bryan Barker (Oct. 19, 1997 at Dal.)	53.8
<b>BRAD NORTMAN (Oct. 2, 2016 vs. Ind.)</b>	<b>53.6</b>
Bryan Anger (Sept. 9, 2012 at Min.)	53.5
Bryan Anger (Sept. 23, 2012 at Ind.)	53.5

### NET AVERAGE (MIN. 4 PUNTS)

<b>BRAD NORTMAN (Oct. 16, 2016 at Chi.)</b>	<b>52.2</b>
Bryan Anger (Nov. 4, 2012 vs. Det.)	50.5
Adam Podlesh (Dec. 23, 2007 vs. Oak.)	49.8
Chris Hanson (Nov. 10, 2002 vs. Was.)	48.2
Bryan Anger (Dec. 26, 2012 at Mia.)	47.4



# SINGLE-GAME RECORDS

## RETURNS

### KICKOFF RETURNS

Deji Karim (Oct. 18, 2010 vs. Ten.)	7
Jermaine Lewis (Oct. 10, 2004 at S.D.)	7
Curtis Marsh (Nov. 12, 1995 vs. Sea.)	7
<i>Several players tied</i>	6

### KICKOFF RETURN AVERAGE (MIN. 3 RETURNS)

Maurice Jones-Drew (Nov. 4, 2007 at N.O.)	47.33
Derrick Wimbush (Nov. 27, 2005 at Ari.)	46.00
Brian Witherspoon (Sept. 7, 2008 at Ten.)	41.33
Randy Jordan (Oct. 13, 1996 vs. NYJ)	39.67
Tiquan Underwood (Sept. 12, 2010 vs. Den.)	38.33

### KICKOFF RETURN YARDS

Reggie Barlow (Oct. 25, 1998 at Den.)	206
Jordan Todman (Sept. 28, 2014 at S.D.)	174
Jordan Todman (Nov. 2, 2014 at Cin.)	173
Curtis Marsh (Nov. 12, 1995 vs. Sea.)	169
Deji Karim (Oct. 18, 2010 vs. Ten.)	168
Reggie Barlow (Dec. 7, 1997 vs. N.E.)	157
Rashad Jennings (Nov. 18, 2012 at Hou.)	149
David Allen (Dec. 14, 2003 at N.E.)	147
Alvis Whitted (Dec. 26, 1999 at Ten.)	147
Mike Thomas (Nov. 1, 2009 at Ten.)	146

### KICKOFF RETURN TDs

<b>MARQISE LEE (Dec. 18, 2016 at Hou.)</b>	1
Maurice Jones-Drew (Nov. 4, 2007 at N.O.)	1
Maurice Jones-Drew (Dec. 10, 2006 vs. Ind.)	1
Derrick Wimbush (Nov. 27, 2005 at Ari.)	1
Elvis Joseph (Nov. 18, 2001 at Pit.)	1
Alvis Whitted (Dec. 26, 1999 at Ten.)	1
Reggie Barlow (Dec. 7, 1997 vs. N.E.)	1

### PUNT RETURN YARDS

Reggie Barlow (Sept. 13, 1998 vs. K.C.)	134
Mike Thomas (Dec. 19, 2010 at Ind.)	99
Desmond Howard (Sept. 24, 1995 vs. G.B.)	82
Reggie Barlow (Sept. 20, 1998 vs. Bal.)	81
Reggie Barlow (Nov. 21, 1999 vs. N.O.)	80
Reggie Barlow (Nov. 23, 1997 at Cin.)	79
Jermaine Lewis (Sept. 19, 2004 vs. Den.)	78
<b>RASHAD GREENE SR. (Nov. 19, 2015 vs. Ten.)</b>	76
Reggie Barlow (Nov. 2, 1997 at Ten.)	76
<i>Several players tied</i>	73

### PUNT RETURNS

Alvin Pearman (Dec. 18, 2005 vs. S.F.)	7
Alvin Pearman (Nov. 13, 2005 vs. Bal.)	7
Ace Sanders (Nov. 17, 2013 vs. Ari.)	6
Mike Thomas (Oct. 24, 2011 vs. Bal.)	6
David Allen (Dec. 7, 2003 vs. Hou.)	6
Reggie Barlow (Dec. 3, 2000 vs. Cle.)	6
R. Jay Soward (Oct. 8, 2000 vs. Bal.)	6
Reggie Barlow (Nov. 14, 1999 vs. Bal.)	6
Reggie Barlow (Sept. 20, 1998 vs. Bal.)	6
<i>Several players tied</i>	5

### PUNT RETURN TDs

<b>RASHAD GREENE (Dec. 13, 2015 vs. Ind.)</b>	1
Mike Thomas (Dec. 19, 2010 at Ind.)	1
Bobby Shaw (Oct. 6, 2002 vs. Phi.)	1
Reggie Barlow (Nov. 21, 1999 vs. N.O.)	1
Reggie Barlow (Sept. 13, 1998 vs. K.C.)	1

### PUNT RETURN YARD AVG.

Reggie Barlow (Sept. 13, 1998 vs. K.C.)	44.67
Reggie Barlow (Nov. 23, 1997 at Cin.)	26.33
Reggie Barlow (Nov. 2, 1997 at Ten.)	25.33
Mike Thomas (Dec. 19, 2010 at Ind.)	24.75
Reggie Barlow (Nov. 29, 1998 at Cin.)	23.00
Brian Witherspoon (Nov. 29, 2009 at S.F.)	21.00
Desmond Howard (Sept. 24, 1995 vs. G.B.)	20.50
Dennis Northcutt (Dec. 9, 2007 vs. Car.)	20.00



## DEFENSE, FUMBLES & BLOCKS

### INTERCEPTIONS

Davon House (Nov. 15, 2015 at Bal.)	2
Derek Cox (Oct. 31, 2010 at Dal.)	2
Rashean Mathis (Nov. 5, 2006 vs. Ten.)	2
Rashean Mathis (Sept. 18, 2006 vs. Pit.)	2
Terry Cousin (Nov. 13, 2005 vs. Bal.)	2
Rashean Mathis (Oct. 30, 2005 at STL)	2
Clonovin Darius (Jan. 2, 2005 at Oak.)	2
Rashean Mathis (Dec. 19, 2004 at G.B.)	2
Marlon McCree (Sept. 15, 2002 at K.C.)	2
Rayna Stewart (Sept. 10, 2000 at Bal.)	2
Aaron Beasley (Sept. 12, 1999 vs. S.F.)	2
Deon Figures (Aug. 31, 1997 at Bal.)	2
<i>Several players tied</i>	1

### TAKEAWAYS

Darren Carrington (Oct. 1, 1995 at Hou.)	3
--	---

### FORCED FUMBLES

Tony Brackens (Oct. 3, 1999 vs. Pit.)	3
<i>Several players tied</i>	2

### OPPONENT FUMBLE RECOVERIES

Telvin Smith (Nov. 23, 2014 at Ind.)	2
Tony Brackens (Sept. 29, 1996 vs. Car.)	2
Darren Carrington (Oct. 1, 1995 at Hou.)	2

### INTs RETURNED FOR TOUCHDOWN

<b>JALEN RAMSEY (Dec. 24, 2016 vs. Ten.)</b>	1
<b>TELVIN SMITH (Oct. 25, 2015 vs. Buf.)</b>	1
Dwayne Gratz (Dec. 28, 2014 at Hou.)	1
<b>PAUL POSLUSZNY (Oct. 13, 2013 at Den.)</b>	1
Rashean Mathis (Sept. 21, 2008 at Ind.)	1
Rashean Mathis (Oct. 5, 2008 vs. Pit.)	1
Clint Ingram (Dec. 9, 2007 vs. Car.)	1
Aaron Glenn (Oct. 28, 2007 at T.B.)	1
Scott Starks (Nov. 5, 2006 vs. Ten.)	1
Mike Peterson (Nov. 13, 2005 vs. Bal.)	1
Rashean Mathis (Oct. 16, 2005 at Pit.)	1
Tony Brackens (Nov. 28, 1999 at Bal.)	1
Aaron Beasley (Sept. 26, 1999 vs. Ten.)	1
Aaron Beasley (Sept. 12, 1999 vs. S.F.)	1
Mickey Washington (Oct. 22, 1995 at Cle.)	1

### BLOCKED PUNTS

Dan Skuta (Jan. 1, 2017 at IND)	1
Hayes Pullard III (Nov. 29, 2015 vs. S.D.)	1
J.T. Thomas (Sept. 8, 2013 vs. K.C.)	1
Mike Harris (Dec. 30, 2012 at Ten.)	1
Kassim Osgood (Dec. 15, 2011 at Atl.)	1
Rashad Jennings (Sept. 19, 2010 at S.D.)	1
Jorge Cordova (Dec. 10, 2006 vs. Ind.)	1
Gerald Sensabaugh (Oct. 8, 2006 vs. NYJ)	1
Derrick Wimbush (Oct. 9, 2005 vs. Cin.)	1
Eric Westmoreland (Oct. 27, 2002 vs. Hou.)	1
Donovin Darius (Sept. 10, 2001 vs. Pit.)	1
Donovin Darius (Oct. 1, 2000 vs. Pit.)	1
Dave Thomas (Nov. 14, 1999 vs. Bal.)	1
Alvis Whitted (Nov. 1, 1998 at Bal.)	1
Dave Thomas (Oct. 12, 1997 vs. Phi.)	1
Mike Dumas (Dec. 3, 1995 at Den.)	1

### SACKS

Chris Clemons (Nov. 23, 2014 at Ind.)	3.0
Paul Spicer (Sept. 25, 2005 at NYJ)	3.0
John Henderson (Oct. 6, 2002 vs. Phi.)	3.0
Kelvin Prichett (Oct. 5, 1997 vs. Cin.)	3.0

### TACKLES

Hardy Nickerson (Nov. 25, 2001 vs. Bal.)	23
Russell Allen (Sept. 16, 2012 vs. Hou.)	22
Wali Rainer (Oct. 13, 2002 at Ten.)	22
T.J. Slaughter (Nov. 25, 2001 vs. Bal.)	22
<b>PAUL POSLUSZNY (Dec. 19, 2012 at Mia.)</b>	21
Bryan Schwartz (Dec. 17, 1995 at Det.)	21
Russell Allen (Nov. 18, 2012 at Hou.)	20
Daryl Smith (Dec. 18, 2010 at Ind.)	20
Kevin Hardy (Nov. 1, 1998 at Bal.)	20

### BLOCKED FIELD GOALS

Tyson Alualu (Dec. 27, 2015 at N.O.)	1
Chris Clemons (Sept. 13, 2015 vs. Car.)	1
Rashean Mathis (Oct. 2, 2005 vs. Den.)	1
John Henderson (Dec. 8, 2002 vs. Cle.)	1
Marcus Stroud (Sept. 8, 2002 vs. Ind.)	1
Marcus Stroud (Dec. 3, 2001 vs. G.B.)	1
Clyde Simmons (Sept. 22, 1997 vs. Pit.)	1
Clyde Simmons (Dec. 1, 1996 vs. Cin.)	1

# ROOKIE RECORDS

## SCORING & PASSING

### POINTS (SEASON)

Fred Taylor (1998).....	102
Maurice Jones-Drew (2006) .....	96
Josh Scobee (2004).....	93
Seth Marler (2003).....	90
<b>ALLEN HURNS (2014).....</b>	<b>36</b>
Justin Blackmon (2012).....	32
Willie Jackson (1995).....	32
Matt Jones (2005).....	30
Hayden Epstein (2002).....	28
Several players tied.....	18

### PASSING YARDS (GAME)

<b>BLAKE BORTLES (Oct. 12, 2014 at Ten.) .....</b>	<b>336</b>
Byron Leftwich (Oct. 5, 2003 vs. S.D.).....	336
<b>BLAKE BORTLES (Nov. 9, 2014 vs. Dal.) .....</b>	<b>290</b>
Byron Leftwich (Dec. 14, 2003).....	288
Byron Leftwich (Oct. 12, 2003).....	256
<b>BLAKE BORTLES (Sept. 28, 2014 at S.D.) .....</b>	<b>254</b>
<b>BLAKE BORTLES (Nov. 2, 2014 at Cin.) .....</b>	<b>247</b>
Byron Leftwich (Sept. 28, 2003 at Hou.).....	231
Byron Leftwich (Nov. 30, 2003 vs. T.B.).....	224
<b>BLAKE BORTLES (Sept. 21, 2014 vs. Ind.).....</b>	<b>223</b>

### PASS COMPLETIONS (SEASON)

<b>Blake Bortles (2014) .....</b>	<b>280</b>
Byron Leftwich (2003).....	239
Blaine Gabbert (2011).....	210
Jonathan Quinn (1998).....	34
David Garrard (2002).....	23
Rob Johnson (1995).....	3
Matt Jones (2005).....	2
LaBrandon Toefield (2003).....	1
Ace Sanders (2013).....	1

### PASSING TDs (SEASON)

Byron Leftwich (2003).....	14
Blaine Gabbert (2011).....	12
<b>BLAKE BORTLES (2014).....</b>	<b>11</b>
Jonathan Quinn (1998).....	2
David Garrard (2002).....	1
Ace Sanders (2013).....	1

### INTERCEPTIONS (SEASON)

<b>BLAKE BORTLES (2014).....</b>	<b>17</b>
Byron Leftwich (2003).....	16
Blaine Gabbert (2011).....	11
Jonathan Quinn (1998).....	3
David Garrard (2002).....	2
Rob Johnson (1995).....	1

### TOUCHDOWNS (SEASON)

Fred Taylor (1998).....	17
Maurice Jones-Drew (2006) .....	16
<b>ALLEN HURNS (2014) .....</b>	<b>6</b>
Matt Jones (2005).....	5
Justin Blackmon (2012).....	5
Greg Jones (2004).....	3
LaBrandon Toefield (2003).....	3
Elvis Joseph (2001).....	3
James Stewart (1995).....	3
Several players tied.....	2

### PASS ATTEMPTS (SEASON)

<b>BLAKE BORTLES (2014).....</b>	<b>475</b>
Byron Leftwich (2003).....	418
Blaine Gabbert (2011).....	413
Jonathan Quinn (1998).....	64
David Garrard (2002).....	46
Rob Johnson (1995).....	7
Matt Jones (2005).....	3
LaBrandon Toefield (2003).....	2
Ace Sanders (2013).....	1

### PASS COMPLETIONS (GAME)

<b>BLAKE BORTLES (Oct. 12, 2014 at Ten.) .....</b>	<b>32</b>
<b>BLAKE BORTLES (Sept. 28, 2014 at S.D.) .....</b>	<b>29</b>
Byron Leftwich (Oct. 12, 2003 vs. Mia.).....	24
<b>BLAKE BORTLES (Nov. 9, 2014 vs. Dal.) .....</b>	<b>22</b>
<b>BLAKE BORTLES (Nov. 2, 2014 at Cin.) .....</b>	<b>22</b>
<b>BLAKE BORTLES (Oct. 5, 2014 vs. Pit.) .....</b>	<b>22</b>
Blaine Gabbert (Nov. 20, 2011 at Cle.).....	22
Byron Leftwich (Nov. 2, 2003 at Bal.).....	22
Several players tied.....	21

### PASSING TDs (GAME)

<b>BLAKE BORTLES (Nov. 2, 2014 at Cin.) .....</b>	<b>2</b>
<b>BLAKE BORTLES (Sept. 21, 2014 vs. Ind.) .....</b>	<b>2</b>
Blaine Gabbert (Dec. 11, 2011 vs. T.B.).....	2
Blaine Gabbert (Dec. 5, 2011 vs. S.D.).....	2
Byron Leftwich (Oct. 5, 2003 vs. S.D.).....	2
Byron Leftwich (Nov. 30, 2003 vs. T.B.).....	2
Several players tied.....	1

### INTERCEPTIONS (GAME)

<b>BLAKE BORTLES (Oct. 19, 2014 vs. Cle.) .....</b>	<b>3</b>
Byron Leftwich (Oct. 12, 2003 vs. Mia.).....	3
Byron Leftwich (Sept. 28, 2003 at Hou.).....	3
Several players tied.....	2

### PASSING YARDS (SEASON)

<b>BLAKE BORTLES (2014).....</b>	<b>2,908</b>
Byron Leftwich (2003).....	2,819
Blaine Gabbert (2011).....	2,214
Jonathan Quinn (1998).....	387
David Garrard (2002).....	231
LaBrandon Toefield (2003).....	32
Rob Johnson (1995).....	24
Ace Sanders (2013).....	21
Matt Jones (2005).....	12

### PASS ATTEMPTS (GAME)

<b>BLAKE BORTLES (Oct. 12, 2014 at Ten.) .....</b>	<b>46</b>
Byron Leftwich (Oct. 12, 2003 vs. Mia.).....	42
Blaine Gabbert (Dec. 24, 2011 at Ten.).....	42
Blaine Gabbert (Oct. 2, 2011 vs. N.O.).....	42
Blaine Gabbert (Nov. 20, 2011 at Cle.).....	41
Byron Leftwich (Dec. 14, 2003 at N.E.).....	40
<b>BLAKE BORTLES (Dec. 14, 2014 at Bal.) .....</b>	<b>37</b>
<b>BLAKE BORTLES (Dec. 7, 2014 vs. Hou.) .....</b>	<b>39</b>
<b>BLAKE BORTLES (Nov. 9, 2014 vs. Dal.) .....</b>	<b>37</b>
<b>BLAKE BORTLES (Sept. 28, 2014 at S.D.) .....</b>	<b>37</b>



## RUSHING

### RUSHING YARDS (SEASON)

Fred Taylor (1998).....	1,223
Maurice Jones-Drew (2006) .....	941
<b>T.J. YELDON (2015) .....</b>	<b>740</b>
James Stewart (1995).....	525
<b>BLAKE BORTLES (2014).....</b>	<b>419</b>
Elvis Joseph (2001).....	294
LaBrandon Toefield (2003).....	212
Rashad Jennings (2009).....	202
Greg Jones (2004).....	162
Deji Karim (2010).....	160

### RUSHING YARDS (GAME)

Fred Taylor (Dec. 6, 1998 vs. Det.).....	183
Maurice Jones-Drew (Dec. 10, 2006 vs. Ind.).....	166
Maurice Jones-Drew (Dec. 24, 2006 vs. N.E.).....	131
Fred Taylor (Nov. 15, 1998 vs. T.B.).....	128
Fred Taylor (Sept. 20, 1998 vs. Bal.).....	128
Fred Taylor (Nov. 8, 1998 vs. Cin.).....	118
Fred Taylor (Sept. 27, 1998 at Ten.).....	116
<b>T.J. YELDON (Oct. 25, 2015 vs. Buf.).....</b>	<b>115</b>
<b>T.J. YELDON (Oct. 4, 2015 at Ind.).....</b>	<b>105</b>
Fred Taylor (Dec. 20, 1998 at Min.).....	105
<b>LEONARD FOURNETTE (Sept. 10, 2017 at Hou.) .....</b>	<b>100</b>

### RUSHING ATTEMPTS (SEASON)

Fred Taylor (2003).....	264
<b>T.J. YELDON (2015) .....</b>	<b>182</b>
Maurice Jones-Drew (2006).....	166
James Stewart (1995).....	137
Elvis Joseph (2001).....	68
Greg Jones (2004).....	62
Blake Bortles (2014).....	419
LaBrandon Toefield (2003).....	53
Blaine Gabbert (2011).....	48
<b>LEONARD FOURNETTE (2017).....</b>	<b>40</b>

# ROOKIE RECORDS

## RUSHING

### RUSHING ATTEMPTS (GAME)

Fred Taylor (Dec. 6, 1998 vs. Det.).....	32
Fred Taylor (Nov. 8, 1998 vs. Cin.).....	27
<b>LEONARD FOURNETTE (Sept. 10, 2017 at Hou.) ...</b>	<b>26</b>
Maurice Jones-Drew (Dec. 17, 2006 at Ten.).....	25
Fred Taylor (Sept. 27, 1998 at Ten.).....	25
T.J. Yeldon (Sept. 20, 2015 vs. Mia.).....	25
Fred Taylor (Dec. 20, 1998 at Min.).....	23
Fred Taylor (Sept. 20, 1998 vs. Bal.).....	23
T.J. Yeldon (Oct. 4, 2015 at Ind.).....	22
Fred Taylor (Nov. 1, 1998 at Bal.).....	22
Maurice Jones-Drew (Oct. 29, 2006 at Phi.).....	21

### RUSHING TDs (SEASON)

Fred Taylor (1998).....	14
Maurice Jones-Drew (2006).....	13
Greg Jones (2004).....	3
<b>LEONARD FOURNETTE (2017).....</b>	<b>2</b>
T.J. Yeldon (2015).....	2
Storm Johnson (2014).....	2
Byron Leftwich (2003).....	2
LaBrandon Toefield (2003).....	2
David Garrard (2002).....	2
James Stewart (1995).....	2

### RUSHING TDs (GAME)

Fred Taylor (Nov. 15, 1998 vs. T.B.).....	3
Maurice Jones-Drew (Dec. 24, 2006 vs. N.E.).....	2
Maurice Jones-Drew (Dec. 10, 2006 vs. Ind.).....	2
Maurice Jones-Drew (Oct. 8, 2006 vs. NYJ).....	2
David Garrard (Oct. 13, 2002 at Ten.).....	2
Fred Taylor (Oct. 12, 1998 vs. Mia.).....	2
Fred Taylor (Dec. 6, 1998 vs. Det.).....	2
<i>Several players tied</i> .....	1

## RECEIVING & YARDAGE

### RECEPTIONS (SEASON)

Justin Blackmon (2012).....	64
Willie Jackson (1995).....	53
<b>ALLEN HURNS (2014).....</b>	<b>51</b>
Ace Sanders (2013).....	51
<b>ALLEN ROBINSON (2014).....</b>	<b>48</b>
Mike Thomas (2009).....	48
Maurice Jones-Drew (2006).....	46
Fred Taylor (1998).....	44
Pete Mitchell (1995).....	41
<b>MARQISE LEE (2014).....</b>	<b>37</b>

### RECEPTIONS (GAME)

Pete Mitchell (Nov. 19, 1995 at T.B.).....	10
Fred Taylor (Sept. 20, 1998 vs. Bal.).....	9
<b>ALLEN ROBINSON (Oct. 12, 2014 at Ten.).....</b>	<b>8</b>
Ace Sanders (Dec. 1, 2013 at Cle.).....	8
Ace Sanders (Nov. 17, 2013 vs. Ari.).....	8
Zach Miller (Jan. 3, 2010 at Cle.).....	8
<i>Several players tied</i> .....	7

### RECEIVING YARDS (SEASON)

Justin Blackmon (2012).....	865
<b>ALLEN HURNS (2014).....</b>	<b>677</b>
Willie Jackson (1995).....	589
<b>ALLEN ROBINSON (2014).....</b>	<b>548</b>
Pete Mitchell (1995).....	527
Ace Sanders (2013).....	484
Mike Thomas (2009).....	453
Maurice Jones-Drew (2006).....	436
Matt Jones (2005).....	432
Marqise Lee (2014).....	422

### RECEIVING TDs (SEASON)

<b>ALLEN HURNS (2014).....</b>	<b>6</b>
Justin Blackmon (2012).....	5
Matt Jones (2005).....	5
Willie Jackson (1995).....	5
Fred Taylor (1998).....	3
<i>Several players tied</i> .....	2

### YARDS/REC. (SEASON) (MIN. 25 RECEPTIONS)

Justin Blackmon (2012).....	13.52
<b>ALLEN HURNS (2014).....</b>	<b>13.27</b>
Pete Mitchell (1995).....	12.85
Matt Jones (2005).....	12.00
<b>ALLEN ROBINSON (2014).....</b>	<b>11.42</b>
Marqise Lee (2014).....	11.41
Willie Jackson (1995).....	11.11
Reggie Williams (2004).....	9.93
Fred Taylor (1998).....	9.57
Ace Sanders (2013).....	9.49

### YARDS/REC. (GAME) (MIN. 4 RECEPTIONS)

Justin Blackmon (Nov. 18, 2012 at Hou.).....	33.71
<b>ALLEN HURNS (Sept. 7, 2014 at Phi.).....</b>	<b>27.50</b>
Matt Jones (Nov. 13, 2005 vs. Bal.).....	23.40
Willie Jackson (Dec. 24, 1995 vs. Cle.).....	20.25
<b>T.J. YELDON (Dec. 6, 2015 at Ten.).....</b>	<b>19.75</b>
Willie Jackson (Dec. 10, 1995 vs. Ind.).....	18.83
<b>ALLEN ROBINSON (Sept. 14, 2014 at Was.).....</b>	<b>18.75</b>
Mike Sims-Walker (Oct. 5, 2008 vs. Pit.).....	17.83

### SCRIMMAGE YARDS (SEASON)

Fred Taylor (1998).....	1,644
Maurice Jones-Drew (2006).....	1,377
<b>T.J. YELDON (2015).....</b>	<b>1,019</b>
Justin Blackmon (2012).....	888
James Stewart (1995).....	715
<b>ALLEN HURNS (2014).....</b>	<b>677</b>
Willie Jackson (1995).....	589
<b>ALLEN ROBINSON (2014).....</b>	<b>548</b>

### ALL-PURPOSE YARDS (SEASON)

Maurice Jones-Drew (2006).....	2,250
Fred Taylor (1998).....	1,653
Brian Witherspoon (2008).....	1,442
Deji Karim (2010).....	1,418
Mike Thomas (2009).....	1,301
David Allen (2003).....	1,223
T.J. Yeldon (2015).....	1,019

### 100-YARD RECEIVING GAMES (SEASON)

<b>ALLEN HURNS (2014).....</b>	<b>2</b>
Justin Blackmon (2012).....	1
Matt Jones (2005).....	1
Pete Mitchell (1995).....	1

## DEFENSE

### SACKS (SEASON)

<b>YANNICK NGAKOUE (2016).....</b>	<b>8.0</b>
Tony Brackens (1996).....	7.0
John Henderson (2002).....	6.5
Kevin Hardy (1996).....	5.5
Tyson Alualu (2010).....	3.5
Derrick Harvey (2008).....	3.5
Bobby McCray (2004).....	3.5
Chris Smith (2014).....	3.0
Akin Ayodele (2002).....	3.0
Larry Smith (1999).....	3.0

### INTERCEPTIONS (SEASON)

Reggie Nelson (2007).....	5
Derek Cox (2009).....	4
<i>Several players tied</i> .....	2

### TACKLES (SEASON)

Bryan Schwartz (1995).....	161
Kevin Hardy (1996).....	130
Clint Ingram (2006).....	117
Akin Ayodele (2002).....	108
T.J. Slaughter (2000).....	108

### TACKLES (GAME)

Bryan Schwartz (Dec. 17, 1995 at Det.).....	21
Bryan Schwartz (Dec. 24, 1995 vs. Cle.).....	19
Bryan Schwartz (Dec. 10, 1995 vs. Ind.).....	17

### TAKEAWAYS (SEASON)

Derek Cox (2009).....	5
Reggie Nelson (2007).....	5
Fernando Bryant (1999).....	5



# OPPONENT RECORDS

## SCORING

### POINTS

Jeff Reed, Pittsburgh (12/1/02).....	19
Several players tied (K. Moreno, Den., 2013).....	18

### TOUCHDOWNS

Several players tied (D. Martin, T.B., 2013).....	3
---	---

## PASSING

### PASSING YARDS

Matt Schaub, Hou. (11/18/12).....	527
Drew Brees, N.O. (11/4/07).....	445
Peyton Manning, Ind. (9/25/00).....	440
Carson Palmer, Ari. (11/17/13).....	419
Drew Brees, N.O. (12/27/15).....	412

### PASS ATTEMPTS

Matt Schaub, Hou. (11/16/12).....	55
Vinny Testaverde, Bal. (11/24/96).....	50
Rich Gannon, K.C. (11/9/97).....	50
Shane Matthews, Was. (11/10/02).....	50
Peyton Manning, Ind. (12/10/06).....	50

### INTERCEPTIONS THROWN

Jon Kitna, Dal. (10/31/10).....	4
Several players tied (J. Russell, Oak. 2007).....	3

### TOUCHDOWN PASSES

Steve McNair, Ten. (12/26/99).....	5
Tony Banks, Bal. (9/10/00).....	5
Matt Schaub, Hou. (11/18/12).....	5
Several players tied (P. Rivers, S.D., 2015).....	4

### PASS COMPLETIONS

Matt Schaub, Hou. (11/18/12).....	43
Drew Brees, N.O. (11/4/07).....	35
Jon Kitna, Dal. (10/31/10).....	34
Joe Flacco, Bal. (11/15/15).....	34
Two players tied.....	33

## RUSHING

### RUSHING YARDS

Chris Johnson, Ten. (11/1/09).....	228
Arian Foster, Hou. (1/2/10).....	180
Steven Jackson, Stl. (10/30/05).....	179
Shawn Alexander, Sea. (10/7/01).....	176
Chris Brown, Ten. (9/9/07).....	175

### RUSHING ATTEMPTS

Terry Allen, Was. (9/28/97).....	36
Several players tied (A. Foster, Hou., 2011).....	33

### LONGEST RUSHING TDs

Chris Johnson, Ten. (11/1/09).....	89
Marcus Mariota, Ten. (12/6/15).....	87
Joey Galloway, Sea. (11/12/95).....	86
LeSean McCoy, Buf. (11/27/16).....	75

### RUSHING TOUCHDOWNS

Several players tied (K. Moreno, Den., 2013).....	3
---	---

## YARDAGE

### SCRIMMAGE YARDS

Andre Johnson, Hou. (11/18/12).....	273
Josh Gordon, Cle. (12/1/13).....	261
Chris Johnson, Ten. (11/1/09).....	239
Terrell Davis, Den. (10/25/98).....	212
Albert Connell, Was. (10/22/00).....	211

### ALL-PURPOSE YARDS

Andre Johnson, Hou. (11/18/12).....	273
Ridel Anthony, T.B. (11/15/98).....	269
Josh Gordon, Cle. (12/1/13).....	261
Eddy Drummond, Det. (11/14/04).....	257
Andre Davis, Hou. (12/30/07).....	254

## RECEIVING

### RECEPTIONS

Reggie Wayne, Ind. (10/3/10).....	15
Tim Brown, Oak. (12/21/97).....	14
David Boston, S.D. (10/5/03).....	14
Andre Johnson, Hou. (11/18/12).....	14
Several players tied (A. Johnson, Hou. 2013).....	13

### RECEIVING YARDS

Andre Johnson, Hou. (11/18/12).....	273
Josh Gordon, Cle. (12/1/13).....	261
Albert Connell, Was. (10/22/00).....	211
Terrell Owens, Buf. (11/22/09).....	197
Several players tied (R. Wayne, Ind., 2010).....	196

### LONGEST RECEPTIONS

Terrell Owens, Buf. (11/22/09).....	98
Josh Gordon, Cle. (12/1/13).....	95
Michael Floyd, Ari. (11/17/13).....	91
Kevin Curtis, Stl. (10/30/05).....	83
Kenny Britt, Ten. (9/11/11).....	80

### RECEIVING TOUCHDOWNS

Several players tied (R. Moss, N.E., 2009).....	3
---	---

## PUNTING

### PUNTS

Chris Gardocki, Cle. (12/3/00).....	12
Several players tied (B. Hartmann, Hou., 2011).....	10

### LONGEST PUNTS

Brian Moorman, Buf. (9/12/04).....	80
Josh Miller, Pit. (12/2/99).....	75
Kyle Larson, Cin. (10/9/05).....	75
Craig Hentrich, Ten. (11/5/06).....	73

### INSIDE THE 20 (MIN. 5 PUNTS)

Several players tied (D. Colquitt, K.C., 2013).....	5
---	---

### GROSS AVERAGE (MIN. 4 PUNTS)

Craig Hentrich, Ten. (11/4/01).....	57.5
Mat McBriar, Dal. (9/10/06).....	53.2
Josh Miller, Pit. (12/2/99).....	52.7

## KICKING

### FIELD GOALS

Jeff Reed, Pit. (12/1/02).....	6
Adam Vinatieri, N.E. (9/22/96).....	5
Matt Stover, Bal. (10/8/00).....	5

### LONGEST FIELD GOALS

Jason Elam, Den. (10/25/98).....	63
Blair Walsh, Min. (9/9/12).....	55
Ryan Longwell, Min. (11/23/08).....	54
Several players tied (N. Rackers, Hou., 2011).....	53

### EXTRA POINTS

Several players tied (P. Dawson, S.F., 2013).....	6
---	---

### MOST BLOCKED KICKS (FGs, PATs)

Several players tied (Z. Smith, Bal., 2015).....	1
--	---

# OPPONENT RECORDS

## DEFENSE

### SACKS

Ryan Kerrigan, Was. (9/14/14).....	4.0
Connor Barwin, Hou. (11/27/11).....	4.0
John Abraham, Atl. (12/15/11).....	3.5
Whitney Mercilus, Hou. (1/3/16).....	3.5

### TACKLES

Steven Tulloch, Ten. (12/5/10).....	17
Keith Brooking, Atl. (12/28/03).....	15
Jonathan Joseph, Cin. (11/2/08).....	15
Jerod Mayo, N.E. (12/27/09).....	15

### INTERCEPTIONS

Samari Rolle, Ten. (12/26/99).....	3
<i>Several players tied (M. Williams, NYJ, 2015).....</i>	2

### LONGEST INTERCEPTION RETURN TDs

Anthony Henry, Cle. (12/16/01).....	97t
Anthony Parker, Stl. (10/20/96).....	92t
Adam Jones, Ten. (12/17/06).....	83t
Matt Giordano, Stl. (10/6/12).....	82t

## RETURNS

### PUNT RETURNS

Jacoby Jones, Hou. (11/27/11).....	7
Dexter McCluster, K.C. (9/8/13).....	7
<i>Several players tied (T. Holliday, Hou., 2012).....</i>	6

### PUNT RETURN YARDS

Eddie Drummond, Det. (11/14/04).....	199
Darius Reynaud, Ten. (12/30/12).....	160
Jacoby Jones, Hou. (11/27/11).....	116
Roscoe Parrish, Buf. (11/26/06).....	104

### LONGEST PUNT RETURNS

Eddie Drummond, Det. (11/14/04).....	83t
Peter Warrick, Cin. (12/17/00).....	82t
Terrence Wilkins, Ind. (9/24/06).....	82t
Roscoe Parrish, Buf. (11/26/06).....	82t

### KICKOFF RETURNS

MarTey Jenkins, Ari. (12/10/00).....	8
Nate Jacquet, Min. (12/23/01).....	8
Justin Miller, NYJ (10/8/06).....	8

### KICKOFF RETURN YARDS

Andre Davis, Hou. (12/30/07).....	234
Glyn Milburn, Chi. (9/6/98).....	197
Adam Jones, Ten. (11/20/05).....	196

### LONGEST KICKOFF RETURNS

Andre Davis, Hou. (12/30/07).....	104t
Andre Davis, Hou. (12/30/07).....	97t
Aaron Bailey, Ind. (12/10/95).....	95t
Chad Simpson, Ind. (12/17/09).....	93t
Glyn Milburn, Chi. (9/6/98).....	88t





# **LEAGUE STATISTICS**

**REGULAR SEASON WEEK 3 VS. BALTIMORE**



**WEEK 2 / THROUGH MONDAY, SEPTEMBER 18, 2017**

<b>OFFENSE</b>	<b>Pitt.</b>	<b>Chi.</b>	<b>Atl.</b>	<b>Det.</b>	<b>Clev.</b>	<b>Ind.</b>	<b>T.B.</b>	<b>Minn.</b>
GAMES (Won-Lost)	2-0	0-2	2-0	2-0	0-2	0-2	1-0	1-1
FIRST DOWNS	38	39	37	31	40	28	22	37
Rushing	7	7	11	8	9	9	6	10
Passing	25	27	24	22	24	17	13	22
Penalty	6	5	2	1	7	2	3	5
YDS GAINED (tot)	625	611	736	624	623	491	311	707
Avg per Game	312.5	305.5	368.0	312.0	311.5	245.5	311.0	353.5
RUSHING (net)	137	145	205	220	150	151	117	220
Avg per Game	68.5	72.5	102.5	110.0	75.0	75.5	117.0	110.0
Rushes	49	35	50	59	46	53	34	50
Yards per Rush	2.8	4.1	4.1	3.7	3.3	2.8	3.4	4.4
PASSING (net)	488	466	531	404	473	340	194	487
Avg per Game	244.0	233.0	265.5	202.0	236.5	170.0	194.0	243.5
Passes Att.	71	85	58	62	72	58	31	70
Completed	47	57	40	44	40	31	18	47
Pct Completed	66.2	67.1	69.0	71.0	55.6	53.4	58.1	67.1
Yards Gained	506	514	573	414	522	395	204	513
Sacked	3	5	5	4	10	8	2	3
Yards Lost	18	48	42	10	49	55	10	26
Had intercepted	1	2	0	1	5	3	0	0
Yards Opp Ret	30	69	0	82	50	83	0	0
Opp TDs on Int	0	1	0	1	0	2	0	0
PUNTS	11	8	7	10	10	13	3	8
Avg Yards	42.5	51.5	49.0	39.8	45.1	46.5	48.7	43.9
PUNT RETURNS	5	5	3	6	4	7	1	3
Avg Return	6.2	11.0	8.0	24.8	8.5	3.3	17.0	7.7
Returned for TD	0	0	0	1	0	0	0	0
KICKOFF RETURNS	3	5	3	4	2	3	0	6
Avg Return	16.3	22.6	14.0	16.0	16.0	26.3	0.0	26.7
Returned for TD	0	0	0	0	0	0	0	0
PENALTIES	23	12	14	16	15	12	4	16
Yards Penalized	215	99	107	150	126	90	34	181
FUMBLES BY	1	4	0	2	3	6	1	2
Fumbles Lost	0	2	0	1	1	1	1	1
Opp Fumbles	2	1	3	3	2	3	2	0
Opp Fum Lost	1	1	1	1	1	1	2	0
POSS. TIME (avg)	31:36	28:08	29:36	33:03	28:53	28:54	33:11	28:27
TOUCHDOWNS	5	3	6	8	3	2	3	4
Rushing	0	1	3	0	1	2	1	1
Passing	4	2	2	6	2	0	1	3
Returns	1	0	1	2	0	0	1	0
EXTRA-PT KICKS	5/5	3/3	6/6	5/5	2/2	1/2	2/3	2/4
2-PT CONVERSIONS	0/0	0/0	0/0	0/3	1/1	0/0	0/0	0/0
FIELD GOALS/FGA	4/4	1/1	5/5	2/2	2/2	3/4	3/3	4/4
POINTS SCORED	47	24	57	59	28	22	29	38
<b>DEFENSE</b>	<b>Pitt.</b>	<b>Chi.</b>	<b>Atl.</b>	<b>Det.</b>	<b>Clev.</b>	<b>Ind.</b>	<b>T.B.</b>	<b>Minn.</b>
POINTS ALLOWED	27	52	40	33	45	62	7	45
OPP FIRST DOWNS	34	40	44	38	40	36	19	41
Rushing	8	10	10	6	8	7	1	9
Passing	20	25	29	27	29	27	16	26
Penalty	6	5	5	5	3	2	2	6
OPP YARDS GAINED	474	683	668	578	627	762	310	679
Avg per Game	237.0	341.5	334.0	289.0	313.5	381.0	310.0	339.5
OPP RUSHING(net)	148	181	184	107	171	146	20	162
Avg per Game	74.0	90.5	92.0	53.5	85.5	73.0	20.0	81.0
Rushes	45	57	34	36	49	58	16	53
Yards per Rush	3.3	3.2	5.4	3.0	3.5	2.5	1.3	3.1
OPP PASSING(net)	326	502	484	471	456	616	290	517
Avg per Game	163.0	251.0	242.0	235.5	228.0	308.0	290.0	258.5
Passes Att.	68	61	90	80	70	66	45	72
Completed	40	39	59	49	49	41	31	50
Pct Completed	58.8	63.9	65.6	61.3	70.0	62.1	68.9	69.4
Sacked	9	4	7	6	3	5	1	3
Yards Lost	63	23	72	36	24	34	11	17
INTERCEPTED BY	1	0	1	4	2	1	2	0
Yards Returned	17	0	0	101	30	32	69	0
Returned for TD	0	0	0	1	0	0	1	0
OPP PUNT RETURNS	4	3	3	3	6	4	2	3
Avg return	11.5	13.7	15.0	3.0	8.5	5.3	5.0	-0.3
OPP KICKOFF RET	3	1	3	3	1	4	2	5
Avg return	22.0	11.0	23.3	22.3	4.0	20.8	21.5	20.4
OPP TOUCHDOWNS	3	5	5	4	6	6	1	3
Rushing	2	2	2	1	1	2	0	0
Passing	1	2	3	2	4	2	1	3
Returns	0	1	0	1	1	2	0	0

**WEEK 2 / THROUGH MONDAY, SEPTEMBER 18, 2017**

<b>OFFENSE</b>	<b>Hou.</b>	<b>N.E.</b>	<b>Miami</b>	<b>NY-J</b>	<b>NY-G</b>	<b>Phil.</b>	<b>Sea.</b>	<b>Tenn.</b>
GAMES (Won-Lost)	1-1	1-1	1-0	0-2	0-2	1-1	1-1	1-1
FIRST DOWNS	37	54	21	28	27	46	33	42
Rushing	10	18	6	8	4	7	12	17
Passing	17	30	13	17	22	36	18	24
Penalty	10	6	2	3	1	3	3	1
YDS GAINED (tot)	469	926	336	485	503	762	537	740
Avg per Game	234.5	463.0	336.0	242.5	251.5	381.0	268.5	370.0
RUSHING (net)	261	243	111	164	97	165	221	274
Avg per Game	130.5	121.5	111.0	82.0	48.5	82.5	110.5	137.0
Rushes	58	66	32	40	30	41	55	57
Yards per Rush	4.5	3.7	3.5	4.1	3.2	4.0	4.0	4.8
PASSING (net)	208	683	225	321	406	597	316	466
Avg per Game	104.0	341.5	225.0	160.5	203.0	298.5	158.0	233.0
Passes Att.	60	75	34	64	70	85	66	68
Completed	34	46	24	43	51	51	37	40
Pct Completed	56.7	61.3	70.6	67.2	72.9	60.0	56.1	58.8
Yards Gained	289	714	230	353	459	640	356	471
Sacked	13	5	2	5	8	8	6	2
Yards Lost	81	31	5	32	53	43	40	5
Had intercepted	1	0	0	2	2	2	0	1
Yards Opp Ret	67	0	0	12	18	21	0	2
Opp TDs on Int	0	0	0	0	0	1	0	0
PUNTS	14	9	3	9	11	8	13	7
Avg Yards	46.9	39.2	43.3	46.2	46.2	42.4	44.9	44.7
PUNT RETURNS	4	2	3	5	3	1	4	3
Avg Return	9.0	4.0	7.0	7.6	3.3	10.0	1.8	20.0
Returned for TD	0	0	0	0	0	0	0	0
KICKOFF RETURNS	2	3	3	4	3	3	5	3
Avg Return	20.5	16.3	23.7	23.0	21.0	21.0	27.4	19.0
Returned for TD	0	0	0	0	0	0	0	0
PENALTIES	18	15	5	10	13	12	17	12
Yards Penalized	155	121	23	109	105	106	121	119
FUMBLES BY	3	1	0	4	2	4	3	0
Fumbles Lost	3	0	0	2	0	2	1	0
Opp Fumbles	2	3	0	1	1	3	1	5
Opp Fum Lost	1	1	0	0	1	3	0	1
POSS. TIME (avg)	31:05	32:26	33:22	27:57	26:30	32:32	28:53	29:34
TOUCHDOWNS	2	7	1	3	1	5	1	5
Rushing	1	4	0	1	0	0	0	4
Passing	1	3	1	2	1	4	1	1
Returns	0	0	0	0	0	1	0	0
EXTRA-PT KICKS	2/2	6/7	1/1	2/2	1/1	3/4	0/1	5/5
2-PT CONVERSIONS	0/0	0/0	0/0	0/1	0/0	1/1	0/0	0/0
FIELD GOALS/FGA	2/2	5/5	4/4	4/4	2/2	5/6	5/5	6/7
POINTS SCORED	20	63	19	32	13	50	21	53

<b>DEFENSE</b>	<b>Hou.</b>	<b>N.E.</b>	<b>Miami</b>	<b>NY-J</b>	<b>NY-G</b>	<b>Phil.</b>	<b>Sea.</b>	<b>Tenn.</b>
POINTS ALLOWED	38	62	17	66	43	44	26	42
OPP FIRST DOWNS	31	46	24	44	34	32	37	42
Rushing	11	13	3	16	14	9	13	11
Passing	16	32	19	24	19	22	20	29
Penalty	4	1	2	4	1	1	4	2
OPP YARDS GAINED	575	966	367	818	649	608	618	669
Avg per Game	287.5	483.0	367.0	409.0	324.5	304.0	309.0	334.5
OPP RUSHING(net)	237	266	44	370	267	176	243	208
Avg per Game	118.5	133.0	44.0	185.0	133.5	88.0	121.5	104.0
Rushes	63	44	14	69	63	36	47	54
Yards per Rush	3.8	6.0	3.1	5.4	4.2	4.9	5.2	3.9
OPP PASSING(net)	338	700	323	448	382	432	375	461
Avg per Game	169.0	350.0	323.0	224.0	191.0	216.0	187.5	230.5
Passes Att.	56	80	39	56	60	68	69	66
Completed	31	55	31	39	39	44	43	42
Pct Completed	55.4	68.8	79.5	69.6	65.0	64.7	62.3	63.6
Sacked	3	4	1	2	4	8	6	4
Yards Lost	11	24	8	6	8	59	35	24
INTERCEPTED BY	0	0	0	1	0	1	2	2
Yards Returned	0	0	0	48	0	15	31	10
Returned for TD	0	0	0	0	0	0	0	0
OPP PUNT RETURNS	7	5	1	5	4	3	5	3
Avg return	15.0	5.2	23.0	9.6	25.3	3.7	8.0	3.0
OPP KICKOFF RET	2	9	4	4	3	7	3	5
Avg return	38.0	22.2	16.5	23.3	19.0	23.7	23.7	25.8
OPP TOUCHDOWNS	3	8	2	9	4	5	2	4
Rushing	1	2	1	4	0	2	1	1
Passing	1	6	1	5	3	2	1	3
Returns	1	0	0	0	1	1	0	0

**WEEK 2 / THROUGH MONDAY, SEPTEMBER 18, 2017**

<b>OFFENSE</b>	<b>Cin.</b>	<b>G.B.</b>	<b>K.C.</b>	<b>LA-C</b>	<b>Oak.</b>	<b>Wash.</b>	<b>Dal.</b>	<b>Ariz.</b>
GAMES (Won-Lost)	0-2	1-1	2-0	0-2	2-0	1-1	1-1	1-1
FIRST DOWNS	26	50	42	41	43	37	38	41
Rushing	7	12	14	6	11	11	10	6
Passing	16	34	27	31	29	24	24	29
Penalty	3	4	1	4	3	2	4	6
YDS GAINED (tot)	516	737	881	616	769	649	660	697
Avg per Game	258.0	368.5	440.5	308.0	384.5	324.5	330.0	348.5
RUSHING (net)	159	143	297	108	289	293	169	128
Avg per Game	79.5	71.5	148.5	54.0	144.5	146.5	84.5	64.0
Rushes	46	43	46	36	56	56	45	43
Yards per Rush	3.5	3.3	6.5	3.0	5.2	5.2	3.8	3.0
PASSING (net)	357	594	584	508	480	356	491	569
Avg per Game	178.5	297.0	292.0	254.0	240.0	178.0	245.5	284.5
Passes Att.	66	92	63	72	60	67	89	84
Completed	36	61	49	53	45	41	54	46
Pct Completed	54.5	66.3	77.8	73.6	75.0	61.2	60.7	54.8
Yards Gained	394	654	619	523	492	419	506	600
Sacked	8	7	7	2	2	6	3	5
Yards Lost	37	60	35	15	12	63	15	31
Had intercepted	4	2	0	1	0	1	2	4
Yards Opp Ret	69	24	0	0	0	15	126	115
Opp TDs on Int	0	0	0	0	0	0	1	1
PUNTS	12	8	11	9	6	8	9	9
Avg Yards	45.5	42.3	44.5	44.4	54.0	45.8	43.1	46.2
PUNT RETURNS	9	2	5	2	3	4	2	2
Avg Return	12.4	0.0	3.6	10.0	6.0	4.0	9.5	3.0
Returned for TD	0	0	0	0	0	0	0	0
KICKOFF RETURNS	3	0	7	4	4	5	2	4
Avg Return	29.0	0.0	25.0	16.5	27.8	18.6	21.0	20.3
Returned for TD	0	0	0	0	0	0	0	0
PENALTIES	16	18	20	10	14	6	13	12
Yards Penalized	111	140	179	96	128	40	119	96
FUMBLES BY	2	2	2	0	4	6	0	3
Fumbles Lost	2	1	1	0	0	3	0	1
Opp Fumbles	1	1	4	1	2	4	3	4
Opp Fum Lost	0	1	1	1	2	2	1	0
POSS. TIME (avg)	26:53	35:18	29:43	26:13	31:20	31:02	30:12	27:18
TOUCHDOWNS	0	5	9	5	8	5	3	4
Rushing	0	2	4	1	3	2	0	1
Passing	0	3	5	4	5	2	3	2
Returns	0	0	0	0	0	1	0	1
EXTRA-PT KICKS	0/0	4/4	9/9	5/5	8/8	5/5	3/3	3/3
2-PT CONVERSIONS	0/0	0/1	0/0	0/0	0/0	0/0	0/0	0/1
FIELD GOALS/FGA	3/3	2/2	2/2	1/4	5/5	3/4	5/5	4/6
POINTS SCORED	9	40	69	38	71	44	36	39
<b>DEFENSE</b>	<b>Cin.</b>	<b>G.B.</b>	<b>K.C.</b>	<b>LA-C</b>	<b>Oak.</b>	<b>Wash.</b>	<b>Dal.</b>	<b>Ariz.</b>
POINTS ALLOWED	33	43	47	43	36	50	45	48
OPP FIRST DOWNS	31	31	52	43	38	33	39	37
Rushing	14	10	16	13	11	5	13	9
Passing	11	20	30	27	24	26	22	26
Penalty	6	1	6	3	3	2	4	2
OPP YARDS GAINED	534	589	777	657	621	688	613	633
Avg per Game	267.0	294.5	388.5	328.5	310.5	344.0	306.5	316.5
OPP RUSHING(net)	325	231	231	251	221	150	213	158
Avg per Game	162.5	115.5	115.5	125.5	110.5	75.0	106.5	79.0
Rushes	77	45	52	68	46	45	51	56
Yards per Rush	4.2	5.1	4.4	3.7	4.8	3.3	4.2	2.8
OPP PASSING(net)	209	358	546	406	400	538	400	475
Avg per Game	104.5	179.0	273.0	203.0	200.0	269.0	200.0	237.5
Passes Att.	41	55	82	62	66	65	70	78
Completed	24	33	41	41	42	42	51	49
Pct Completed	58.5	60.0	50.0	66.1	63.6	64.6	72.9	62.8
Sacked	4	6	9	6	5	4	5	5
Yards Lost	37	52	54	43	22	21	51	33
INTERCEPTED BY	1	0	1	1	0	2	2	2
Yards Returned	0	0	-3	4	0	34	25	97
Returned for TD	0	0	0	0	0	1	0	1
OPP PUNT RETURNS	6	2	2	6	3	4	3	7
Avg return	6.3	3.5	9.0	11.5	5.3	6.0	7.0	10.1
OPP KICKOFF RET	1	5	5	4	3	4	3	6
Avg return	17.0	24.4	20.8	26.8	27.3	16.8	22.3	21.3
OPP TOUCHDOWNS	3	4	5	4	3	5	6	6
Rushing	2	2	3	1	1	1	1	1
Passing	1	1	2	3	2	3	4	4
Returns	0	1	0	0	0	1	1	1

**WEEK 2 / THROUGH MONDAY, SEPTEMBER 18, 2017**

<b>OFFENSE</b>	<b>NFL/Avg</b>
GAMES (Won-Lost)	---
FIRST DOWNS	36.7
Rushing	10.1
Passing	23.0
Penalty	3.6
YDS GAINED (tot)	624.3
Avg per Game	322.2
RUSHING (net)	196.6
Avg per Game	101.5
Rushes	49.9
Yards per Rush	3.9
PASSING (net)	427.7
Avg per Game	220.7
Passes Att.	65.6
Completed	41.8
Pct Completed	63.7
Yards Gained	461.0
Sacked	5.1
Yards Lost	33.3
Had intercepted	1.4
Yards Opp Ret	29.6
Opp TDs on Int	0.2
PUNTS	9.0
Avg Yards	45.2
PUNT RETURNS	4.0
Avg Return	8.2
Returned for TD	0.0
KICKOFF RETURNS	3.3
Avg Return	22.0
Returned for TD	0.0
PENALTIES	13.6
Yards Penalized	116.8
FUMBLES BY	2.3
Fumbles Lost	1.0
Opp Fumbles	2.3
Opp Fum Lost	1.0
POSS. TIME (avg)	30:00
TOUCHDOWNS	4.1
Rushing	1.3
Passing	2.4
Returns	0.4
EXTRA POINTS(tot)	93%
Kicks Made/2Pt	22%
FIELD GOALS/FGA	4/4
POINTS SCORED	39.0
<b>DEFENSE</b>	<b>NFL/Avg</b>
POINTS ALLOWED	39.0
OPP FIRST DOWNS	36.7
Rushing	10.1
Passing	23.0
Penalty	3.6
OPP YARDS GAINED	624.3
Avg per Game	322.2
OPP RUSHING(net)	196.6
Avg per Game	101.5
Rushes	49.9
Yards per Rush	3.9
OPP PASSING(net)	427.7
Avg per Game	220.7
Passes Att.	65.6
Completed	41.8
Pct Completed	63.7
Sacked	5.1
Yards Lost	33.3
INTERCEPTED BY	1.4
Yards Returned	29.6
Returned for TD	0.2
OPP PUNT RETURNS	4.0
Avg return	8.2
OPP KICKOFF RET	3.3
Avg return	22.0
OPP TOUCHDOWNS	4.1
Rushing	1.3
Passing	2.4
Returns	0.4

**WEEK 2 / THROUGH MONDAY, SEPTEMBER 18, 2017**

TEAM RANKINGS

**American Football Conference**

**Offense Defense**

	Total	Rush	Pass	Total	Rush	Pass
Balt.	10	3	15	7	6	9
Buff.	12	7	13	1	3	5
Cin.	13	12	10	4	15	*1
Cleve.	8	14	6	9	7	11
Denver	5	*1	9	3	2	8
Hou.	16	6	16	5	11	4
Ind.	14	13	11	13	4	14
Jax	11	8	12	6	14	2
K.C.	2	2	2	14	10	13
L.A.-C	9	16	3	10	12	7
Miami	6	10	8	12	1	15
N.E.	*1	9	*1	16	13	16
Jets	15	11	14	15	16	10
Oak.	3	4	5	8	9	6
Pitt.	7	15	4	2	5	3
Tenn.	4	5	7	11	8	12

**National Football Conference**

**Offense Defense**

	Total	Rush	Pass	Total	Rush	Pass
Ariz.	7	15	4	10	5	10
Atl.	4	7	6	12	9	11
Car.	13	8	14	*1	3	1
Chi.	12	12	9	14	8	12
Dallas	8	9	7	7	10	7
Det.	10	4T	11	2	2	9
G.B.	3	13	3	3	11	4
Rams	6	11	5	6	16	2
Minn.	5	4T	8	13	6	13
N.O.	1	14	1	16	14	16
Giants	15	16	10	11	15	6
Phil.	2	10	2	5	7	8
S.F.	16	6	16	4	13	3
Sea.	14	3	15	8	12	5
T.B.	11	2	12	9	*1	15
Wash.	9	1	13	15	4	14

**National Football League**

**Offense Defense**

	Total	Rush	Pass	Total	Rush	Pass
Ariz.	12	30	6	19	10	22
Atl.	8	17	8	22	16	23
Balt.	22	3T	30	11	12	17
Buff.	24	8	27	2	5	8
Car.	25	18	24	*1	6	2
Chi.	21	26	15T	25	15	24
Cin.	27	22	22	5	31	*1
Cleve.	18	25	14	18	13	19
Dallas	14	19	10	14	18	12T
Denver	11	*1	21	4	3	15
Det.	17	14T	19	7	4	21
G.B.	7	27	4	8	20T	9
Hou.	31	7	32	6	22	6
Ind.	29	24	25	28	7	29
Jax	23	9	26	9	29	4
K.C.	2	2	5	29	20T	27
L.A.-C	20	31	9	21	26	14
Rams	10	23	7	13	30	3
Miami	13	12	17	27	2	30
Minn.	9	14T	12	24	11	25
N.E.	*1	10	*1	31	27	31
N.O.	3	28	2	32	25	32
Giants	28	32	18	20	28	11
Jets	30	21	28	30	32	18
Oak.	4	5	13	17	19	12T
Phil.	5	20	3	12	14	16
Pitt.	16	29	11	3	8	5
S.F.	32	16	31	10	24	7
Sea.	26	13	29	15	23	10
T.B.	19	11	20	16	*1	28
Tenn.	6	6	15T	23	17	20
Wash.	15	3T	23	26	9	26

**T = Tied for position**

**\* = League Leader**

**WEEK 2 / THROUGH MONDAY, SEPTEMBER 18, 2017**

**AFC / TEAM/OFFENSE RANK**

Tm	(A)	(B)	(C)	(D)	(E)	(F)	(G)	(H)	(I)	(J)	(K)	(L)	(M)	(N)	(O)	(P)	(Q)
BAL	10	12	3	9	15	10	13	6t	7t	6t	12t	8t	16	13	5	8	12t
BUF	12	11	7	7	13	12	9	10	13	6t	7t	11	7t	6	9	13	14
CIN	13	14	12	12	10	14	15	13	16	13t	6	3	2	7t	4	16	1t
CLE	8	10	14	13	6	11	16	15	9	16	4	6	15	9	8	12	1t
DEN	5	7	1	5	9	9	11	11	2	1	12t	2	1	7t	3	3	15
HOU	16	16	6	4	16	16	8	16	12	11	7t	5	10	3	10	15	1t
IND	14	15	13	15	11	13	14	14	14t	13t	7t	16	4	4	2	14	12t
JAC	11	9	8	8	12	8	12	4	10	10	1t	13	9	2	13	7	11
KC	2	1	2	1	2	2	1t	12	4t	8	12t	15	5	11	11	2	1t
LAC	9	5	16	14	3	4	5	1	7t	15	5	4	12	12	14	9t	16
MIA	6	8	10	11	8	7	1t	6t	4t	9	7t	8t	6	14	16	9t	1t
NE	1	3	9	10	1	1	1t	8	1	5	7t	14	13t	16	15	4	1t
NYJ	15	13	11	6	14	15	10	9	14t	4	1t	7	7t	5	6	11	1t
OAK	3	2	4	2	5	3	1t	3	3	2	1t	12	3	1	1	1	1t
PIT	7	6	15	16	4	6	6	5	11	12	12t	10	13t	15	12	6	1t
TEN	4	4	5	3	7	5	7	2	4t	3	12t	1	11	10	7	5	10

**AFC / OPPONENT/DEFENSE RANK**

Tm	(A)	(B)	(C)	(D)	(E)	(F)	(G)	(H)	(I)	(J)	(K)	(L)	(M)	(N)	(O)	(P)	(Q)	(R)	(S)
BAL	7	8	6	10	9	6	1	4	5t	2	10	2	3	12	13	1	11t	2	7
BUF	1	1	3	2	5	3	6	5	1	8	15t	7	11	8	15	2	11t	8	4
CIN	4	4	15	11	1	4	7	6	2t	6	1t	6	6	10	4	4	11t	14	10
CLE	9	9	7	6	11	11	5	13	9	9	1t	9	2	11	11	12	2t	12	9
DEN	3	3	2	3	8	5	2	14	4	1	12	8	1	15	6	7t	2t	3	1
HOU	5	6	11	8	4	8	13t	11	2t	4	14	14	16	14	14	7t	9t	13	14
IND	13	13	4	1	14	16	10	8t	7	10	6t	4	7	7	16	14t	9t	16	15
JAC	6	5	14	13	2	2	3	1	12t	12t	6t	16	4	5	10	11	11t	9t	8
KC	14	12	10	12	13	10	12	3	16	11	6t	10	8	1	2	13	6	4	5
LAC	10	7	12	7	7	9	9	7	11	14	6t	12t	14	9	5	10	7t	11	12
MIA	12	15	1	4	15	14	13t	16	15	3	1t	15	5	3	1	5	1	7	13
NE	16	16	13	16	16	15	13t	12	14	7	13	3	10	4	12	14t	5	9t	11
NYJ	15	14	16	15	10	13	8	15	12t	16	1t	11	12	13	9	16	2t	15	16
OAK	8	10	9	14	6	7	13t	8t	8	15	1t	5	15	6	3	6	7t	1	3
PIT	2	2	5	5	3	1	11	2	5t	5	11	12t	9	2	7	3	11t	5	2
TEN	11	11	8	9	12	12	4	10	10	12t	15t	1	13	16	8	9	11t	6	6

- (A) Total Yards per Game
- (B) Yards per Play
- (C) Rushing Yards per Game
- (D) Rushing Yards per Attempt
- (E) Passing Net Yards per Game
- (F) Passing Net Yards per Play
- (G) Passing, Percent Had Intercepted
- (H) Sacks per Pass Play
- (I) First Downs per Game
- (J) Third Down Efficiency
- (K) Fourth Down Efficiency
- (L) Punt Return Average
- (M) Kickoff Return Average
- (N) Gross Punting Average
- (O) Net Punting Average
- (P) Points per Game
- (Q) Field Goal Percentage
- Combined Offense/Defense Rank
- (R) Points per Game Differential
- (S) Net Yards per Game Differential



**WEEK 2 / THROUGH MONDAY, SEPTEMBER 18, 2017**

**NFC / TEAM/OFFENSE RANK**

Tm	(A)	(B)	(C)	(D)	(E)	(F)	(G)	(H)	(I)	(J)	(K)	(L)	(M)	(N)	(O)	(P)	(Q)
ARI	7	6	15	14	4	6	16	6	4	9	4t	14	10	5	15	8t	16
ATL	4	1	7	5	6	2	1t	10	9t	7	13t	7t	13	2	7	4	1t
CAR	13	16	8	15	14	10	8	15	5t	5t	13t	11	14t	9	4	12	1t
CHI	12	10	12	4	9	13	12t	5	5t	8	8t	4	4	1	10t	13	1t
DAL	8	11	9	8	7	11	11	2	8	11	6	6	7t	12	13	11	1t
DET	10	9	4t	9	11	7	7	7t	14	4	10t	1	12	16	12	2	1t
GB	3	7	13	12	3	8	10	9	1	3	1t	16	14t	15	10t	7	1t
LAR	6	3	11	16	5	1	9	4	12t	10	1t	10	5	10	5	1	1t
MIN	5	4	4t	3	8	4	1t	3	9t	5t	10t	9	2	11	3	10	1t
NO	1	2	14	10	1	3	1t	1	5t	13	4t	7t	6	3t	1	8t	13
NYG	15	12	16	13	10	12	14	16	15	14t	7	13	7t	6	16	15	1t
PHI	2	5	10	6	2	5	12t	13	2	1	13t	5	7t	14	14	5	14
SF	16	14	6	1	16	16	15	14	16	16	8t	3	3	13	8	16	1t
SEA	14	15	3	7	15	15	1t	12	12t	12	1t	15	1	8	9	14	1t
TB	11	13	2	11	12	9	1t	7t	3	2	13t	2	14t	3t	2	3	1t
WAS	9	8	1	2	13	14	6	11	9t	14t	10t	12	11	7	6	6	15

**NFC / OPPONENT/DEFENSE RANK**

Tm	(A)	(B)	(C)	(D)	(E)	(F)	(G)	(H)	(I)	(J)	(K)	(L)	(M)	(N)	(O)	(P)	(Q)	(R)	(S)
ARI	10	3	5	2	10	9	7	11	7t	10	6t	13	7	3	7	13	5t	11t	6
ATL	12	8	9	16	11	2	11	6	15	8	13	15	12	9	5	7	5t	5	5
CAR	1	1	3	5	1	1	8	3	1	2	11	6t	1	11	10	1	5t	3t	2
CHI	14	14	8	6	12	14	12t	10	12	12t	1t	14	2	15	15	15	5t	15	12
DAL	7	5	10	10	7	5	6	8	11	11	14t	11	9t	8	6	11t	2	11t	7
DET	2	4	2	3	9	6	1	7	9t	6	12	4	9t	13	1	4	4	3t	8
GB	3	13	11	14	4	10	12t	4	2t	4t	1t	5	15	6t	14	8t	5t	7	3
LAR	6	10	16	12	2	7	3	1	2t	1	6t	3	3	14	16	6	3	2	4
MIN	13	11	6	4	13	13	12t	15	13t	3	1t	1	6	10	11	11t	5t	10	9
NO	16	16	14	9	16	16	12t	14	16	16	1t	6t	16	2	2	16	5t	14	16
NYG	11	9	15	11	6	11	12t	9	6	12t	6t	16	5	1	3	8t	5t	16	15
PHI	5	12	7	13	8	8	10	2	4	4t	6t	6t	14	4	4	10	5t	6	1
SF	4	2	13	7	3	4	9	13	13t	9	14t	2	11	12	8	5	5t	13	14
SEA	8	7	12	15	5	3	5	5	7t	7	1t	12	13	5	12	3	5t	8	13
TB	9	6	1	1	15	12	2	16	9t	12t	6t	9	8	16	13	2	1	1	10
WAS	15	15	4	8	14	15	4	12	5	12t	14t	10	4	6t	9	14	5t	9	11

- (A) Total Yards per Game
- (B) Yards per Play
- (C) Rushing Yards per Game
- (D) Rushing Yards per Attempt
- (E) Passing Net Yards per Game
- (F) Passing Net Yards per Play
- (G) Passing, Percent Had Intercepted
- (H) Sacks per Pass Play
- (I) First Downs per Game
- (J) Third Down Efficiency
- (K) Fourth Down Efficiency
- (L) Punt Return Average
- (M) Kickoff Return Average
- (N) Gross Punting Average
- (O) Net Punting Average
- (P) Points per Game
- (Q) Field Goal Percentage
- Combined Offense/Defense Rank
- (R) Points per Game Differential
- (S) Net Yards per Game Differential

**WEEK 2 / THROUGH MONDAY, SEPTEMBER 18, 2017**

**NFL / TEAM/OFFENSE RANK**

Tm	(A)	(B)	(C)	(D)	(E)	(F)	(G)	(H)	(I)	(J)	(K)	(L)	(M)	(N)	(O)	(P)	(Q)
BAL	22	23	3t	16	30	19	28	10t	10t	14t	24t	17t	29t	23	16	13t	26t
BUF	24	22	8	14	27	21	18	23	24t	14t	16t	20	10t	12	20	25t	30
CIN	27	28	22	22	22	28	31	29	31	28t	12t	5	2	14t	11	32	1t
CLE	18	20	25	25	14	20	32	31	13	31	7	12	26t	16	19	24	1t
DEN	11	16	1	8	21	18	26	25	3	1	24t	4	1	14t	8	3t	31
HOU	31	32	7	6	32	32	15	32	20t	24t	16t	11	19	7	21	29	1t
IND	29	31	24	31	25	26	30	30	28t	28t	16t	29	6	8	4	27	26t
JAC	23	19	9	15	26	16	27	6	14t	21	1t	23	13	6	28	12	25
KC	2	1	2	1	5	4	1t	27	7t	17	24t	27	7	20	22	2	1t
LAC	20	10	31	27	9	7	10	2	10t	30	8t	8t	23	21t	29	18t	32
MIA	13	17	12	21	17	13	1t	10t	7t	18t	16t	17t	8t	25	32	18t	1t
NE	1	4	10	20	1	2	1t	16	1	13	16t	25t	24t	32	30	5	1t
NYJ	30	27	21	10t	28	29	24	18	28t	12	1t	16	10t	9t	17	22t	1t
OAK	4	2	5	4	13	5	1t	4	6	3	1t	21	3	1	1	1	1t
PIT	16	13	29	32	11	10	11	7	18t	27	24t	19	24t	28	26	11	1t
TEN	6	7	6	5	15t	9	12	3	7t	9	24t	2	21	19	18	9	22t
ARI	12	11	30	28	6	12	29	13	10t	14t	8t	30	20	9t	27	16t	29
ATL	8	3	17	10t	8	3	1t	19	20t	10	24t	13t	28	3	10	8	1t
CAR	25	30	18	29	24	22	16	26	14t	7t	24t	24	29t	18	6	22t	1t
CHI	21	18	26	9	15t	25	21t	10t	14t	11	14t	7	12	2	14t	25t	1t
DAL	14	21	19	17	10	23	20	5	18t	20	11	10	16t	26	24	21	1t
DET	17	15	14t	18	19	14	14	14t	27	6	16t	1	26t	31	23	6	1t
GB	7	12	27	24	4	15	19	17	2	5	1t	32	29t	30	14t	15	1t
LAR	10	6	23	30	7	1	17	9	24t	18t	1t	22	14	21t	7	3t	1t
MIN	9	8	14t	7	12	8	1t	8	20t	7t	16t	15	5	24	5	18t	1t
NO	3	5	28	19	2	6	1t	1	14t	23	8t	13t	15	4t	2	16t	22t
NYG	28	24	32	26	18	24	23	28	30	24t	12t	28	16t	11	31	30	1t
PHI	5	9	20	12	3	11	21t	22	4	2	24t	8t	16t	29	25	10	24
SF	32	26	16	2	31	31	25	24	32	32	14t	6	8t	27	12	31	1t
SEA	26	29	13	13	29	30	1t	21	24t	22	1t	31	4	17	13	28	1t
TB	19	25	11	23	20	17	1t	14t	5	4	24t	3	29t	4t	3	7	1t
WAS	15	14	3t	3	23	27	13	20	20t	24t	16t	25t	22	13	9	13t	26t

- (A) Total Yards per Game
- (B) Yards per Play
- (C) Rushing Yards per Game
- (D) Rushing Yards per Attempt
- (E) Passing Net Yards per Game
- (F) Passing Net Yards per Play
- (G) Passing, Percent Had Intercepted
- (H) Sacks per Pass Play
- (I) First Downs per Game
- (J) Third Down Efficiency
- (K) Fourth Down Efficiency
- (L) Punt Return Average
- (M) Kickoff Return Average
- (N) Gross Punting Average
- (O) Net Punting Average
- (P) Points per Game
- (Q) Field Goal Percentage

**WEEK 2 / THROUGH MONDAY, SEPTEMBER 18, 2017**

**NFL / OPPONENT/DEFENSE RANK**

Tm	(A)	(B)	(C)	(D)	(E)	(F)	(G)	(H)	(I)	(J)	(K)	(L)	(M)	(N)	(O)	(P)	(Q)	(R)	(S)
BAL	11	13	12	18	17	11	1	7	10t	3	21t	6t	5	24	22	2	15t	3	17
BUF	2	2	5	3	8	4	12	9	2	13	28t	18	21	17t	25	4	15t	14	7
CIN	5	6	31	21	1	5	14	10	3t	9	1t	16	10	20t	8	7t	15t	27	20
CLE	18	18	13	14	19	22	10t	26	20t	15	1t	21	3	22	18	22t	3t	24	19
DEN	4	5	3	5	15	6	5	29	8t	2	24	19t	1t	28	10	13t	3t	5	1
HOU	6	9	22	16	6	17	24t	23	3t	6	26	28t	32	27	23	13t	13t	25	27
IND	28	27	7	2	29	31	19	14t	13	16	11t	13	13	15	27	29t	13t	32	31
JAC	9	7	29	24	4	3	6	1	26t	20t	11t	32	6	8	17	20t	15t	15t	18
KC	29	24	20t	23	27	21	22	6	31t	19	11t	22	14	4	4	25	10	8	8
LAC	21	11	26	15	14	20	17	11	25	22	11t	25t	29	19	9	17t	11t	18t	23
MIA	27	30	2	8	30	29	24t	31	30	4t	1t	30	8	6	3	9	2	13	24
NE	31	31	27	32	31	30	24t	24	29	10t	25	12	18	7	20	29t	8t	15t	22
NYJ	30	29	32	30	18	27	15	30	26t	31	1t	23	23	25t	16	32	3t	31	32
OAK	17	21	19	25	12t	13	24t	14t	16t	30	1t	14	31	11	7	11t	11t	2	5t
PIT	3	3	8	11	5	2	20t	2	10t	8	23	25t	17	5	11	6	15t	9	3
TEN	23	22	17	17	20	24	8	22	24	20t	28t	4t	28	29	14t	16	15t	11	10
ARI	19	8	10	4	22	16	13	20	14t	24	11t	24	15	3	14t	26	15t	22t	12
ATL	22	16	16	31	23	7	23	13	26t	18	27	28t	24	16	12	15	15t	10	11
CAR	1	1	6	9	2	1	16	5	1	4t	20	8t	1t	20t	24	1	15t	6t	4
CHI	25	26	15	10	24	26	24t	19	20t	26t	1t	27	4	31	31	28	15t	29	25
DAL	14	12	18	20	12t	10	10t	17	19	25	28t	17	19t	14	13	22t	3t	22t	13
DET	7	10	4	6	21	12	2	16	16t	14	21t	4t	19t	25t	1	7t	8t	6t	14
GB	8	25	20t	28	9	18	24t	8	3t	10t	1t	6t	27	12t	30	17t	15t	17	5t
LAR	13	19	30	26	3	14	4	3	3t	1	11t	3	7	30	32	11t	7	4	9
MIN	24	20	11	7	25	25	24t	28	22t	7	1t	1	12	17t	26	22t	15t	21	15
NO	32	32	25	19	32	32	24t	27	31t	32	1t	8t	30	2	2	31	15t	28	30
NYG	20	17	28	22	11	19	24t	18	10t	26t	11t	31	11	1	5	17t	15t	30	29
PHI	12	23	14	27	16	15	20t	4	7	10t	11t	8t	26	9	6	20t	15t	12	2
SF	10	4	24	12	7	9	18	25	22t	23	28t	2	22	23	19	10	15t	26	28
SEA	15	15	23	29	10	8	9	12	14t	17	1t	19t	25	10	28	5	15t	18t	26
TB	16	14	1	1	28	23	3	32	16t	26t	11t	11	16	32	29	3	1	1	16
WAS	26	28	9	13	26	28	7	21	8t	26t	28t	15	9	12t	21	27	15t	20	21

- (A) Total Yards per Game
- (B) Yards per Play
- (C) Rushing Yards per Game
- (D) Rushing Yards per Attempt
- (E) Passing Net Yards per Game
- (F) Passing Net Yards per Play
- (G) Passing, Percent Had Intercepted
- (H) Sacks per Pass Play
- (I) First Downs per Game
- (J) Third Down Efficiency
- (K) Fourth Down Efficiency
- (L) Punt Return Average
- (M) Kickoff Return Average
- (N) Gross Punting Average
- (O) Net Punting Average
- (P) Points per Game
- (Q) Field Goal Percentage
- Combined Offense/Defense Rank
- (R) Points per Game Differential
- (S) Net Yards per Game Differential

**WEEK 2 / THROUGH MONDAY, SEPTEMBER 18, 2017****AFC / TOTAL OFFENSE**

Rank	Team	Total	Rushing	Passing	Total	Rushing	Passing
1)	New England	926	243	683	463.0	121.5	341.5
2)	Kansas City	881	297	584	440.5	148.5	292.0
3)	Oakland	769	289	480	384.5	144.5	240.0
4)	Tennessee	740	274	466	370.0	137.0	233.0
5)	Denver	701	318	383	350.5	159.0	191.5
6)	Miami	336	111	225	336.0	111.0	225.0
7)	Pittsburgh	625	137	488	312.5	68.5	244.0
8)	Cleveland	623	150	473	311.5	75.0	236.5
9)	Los Angeles Chargers	616	108	508	308.0	54.0	254.0
10)	Baltimore	605	293	312	302.5	146.5	156.0
11)	Jacksonville	590	254	336	295.0	127.0	168.0
12)	Buffalo	584	259	325	292.0	129.5	162.5
13)	Cincinnati	516	159	357	258.0	79.5	178.5
14)	Indianapolis	491	151	340	245.5	75.5	170.0
15)	New York Jets	485	164	321	242.5	82.0	160.5
16)	Houston	469	261	208	234.5	130.5	104.0

**AFC / TOTAL DEFENSE**

Rank	Team	Total	Rushing	Passing	Total	Rushing	Passing
1)	Buffalo	469	115	354	234.5	57.5	177.0
2)	Pittsburgh	474	148	326	237.0	74.0	163.0
3)	Denver	517	104	413	258.5	52.0	206.5
4)	Cincinnati	534	325	209	267.0	162.5	104.5
5)	Houston	575	237	338	287.5	118.5	169.0
6)	Jacksonville	593	272	321	296.5	136.0	160.5
7)	Baltimore	607	170	437	303.5	85.0	218.5
8)	Oakland	621	221	400	310.5	110.5	200.0
9)	Cleveland	627	171	456	313.5	85.5	228.0
10)	Los Angeles Chargers	657	251	406	328.5	125.5	203.0
11)	Tennessee	669	208	461	334.5	104.0	230.5
12)	Miami	367	44	323	367.0	44.0	323.0
13)	Indianapolis	762	146	616	381.0	73.0	308.0
14)	Kansas City	777	231	546	388.5	115.5	273.0
15)	New York Jets	818	370	448	409.0	185.0	224.0
16)	New England	966	266	700	483.0	133.0	350.0

**WEEK 2 / THROUGH MONDAY, SEPTEMBER 18, 2017****NFC / TOTAL OFFENSE**

Rank	Team	Total	Rushing	Passing	Total	Rushing	Passing
1)	New Orleans	773	141	632	386.5	70.5	316.0
2)	Philadelphia	762	165	597	381.0	82.5	298.5
3)	Green Bay	737	143	594	368.5	71.5	297.0
4)	Atlanta	736	205	531	368.0	102.5	265.5
5)	Minnesota	707	220	487	353.5	110.0	243.5
6)	Los Angeles Rams	705	155	550	352.5	77.5	275.0
7)	Arizona	697	128	569	348.5	64.0	284.5
8)	Dallas	660	169	491	330.0	84.5	245.5
9)	Washington	649	293	356	324.5	146.5	178.0
10)	Detroit	624	220	404	312.0	110.0	202.0
11)	Tampa Bay	311	117	194	311.0	117.0	194.0
12)	Chicago	611	145	466	305.5	72.5	233.0
13)	Carolina	542	193	349	271.0	96.5	174.5
14)	Seattle	537	221	316	268.5	110.5	158.0
15)	New York Giants	503	97	406	251.5	48.5	203.0
16)	San Francisco	465	210	255	232.5	105.0	127.5

**NFC / TOTAL DEFENSE**

Rank	Team	Total	Rushing	Passing	Total	Rushing	Passing
1)	Carolina	393	120	273	196.5	60.0	136.5
2)	Detroit	578	107	471	289.0	53.5	235.5
3)	Green Bay	589	231	358	294.5	115.5	179.0
4)	San Francisco	599	247	352	299.5	123.5	176.0
5)	Philadelphia	608	176	432	304.0	88.0	216.0
6)	Los Angeles Rams	610	304	306	305.0	152.0	153.0
7)	Dallas	613	213	400	306.5	106.5	200.0
8)	Seattle	618	243	375	309.0	121.5	187.5
9)	Tampa Bay	310	20	290	310.0	20.0	290.0
10)	Arizona	633	158	475	316.5	79.0	237.5
11)	New York Giants	649	267	382	324.5	133.5	191.0
12)	Atlanta	668	184	484	334.0	92.0	242.0
13)	Minnesota	679	162	517	339.5	81.0	258.5
14)	Chicago	683	181	502	341.5	90.5	251.0
15)	Washington	688	150	538	344.0	75.0	269.0
16)	New Orleans	1025	248	777	512.5	124.0	388.5

**WEEK 2 / THROUGH MONDAY, SEPTEMBER 18, 2017****NFL / TOTAL OFFENSE**

Rank	Team	Total	Rushing	Passing	Total	Rushing	Passing
1)	New England	926	243	683	463.0	121.5	341.5
2)	Kansas City	881	297	584	440.5	148.5	292.0
3)	New Orleans	773	141	632	386.5	70.5	316.0
4)	Oakland	769	289	480	384.5	144.5	240.0
5)	Philadelphia	762	165	597	381.0	82.5	298.5
6)	Tennessee	740	274	466	370.0	137.0	233.0
7)	Green Bay	737	143	594	368.5	71.5	297.0
8)	Atlanta	736	205	531	368.0	102.5	265.5
9)	Minnesota	707	220	487	353.5	110.0	243.5
10)	Los Angeles Rams	705	155	550	352.5	77.5	275.0
11)	Denver	701	318	383	350.5	159.0	191.5
12)	Arizona	697	128	569	348.5	64.0	284.5
13)	Miami	336	111	225	336.0	111.0	225.0
14)	Dallas	660	169	491	330.0	84.5	245.5
15)	Washington	649	293	356	324.5	146.5	178.0
16)	Pittsburgh	625	137	488	312.5	68.5	244.0
17)	Detroit	624	220	404	312.0	110.0	202.0
18)	Cleveland	623	150	473	311.5	75.0	236.5
19)	Tampa Bay	311	117	194	311.0	117.0	194.0
20)	Los Angeles Chargers	616	108	508	308.0	54.0	254.0
21)	Chicago	611	145	466	305.5	72.5	233.0
22)	Baltimore	605	293	312	302.5	146.5	156.0
23)	Jacksonville	590	254	336	295.0	127.0	168.0
24)	Buffalo	584	259	325	292.0	129.5	162.5
25)	Carolina	542	193	349	271.0	96.5	174.5
26)	Seattle	537	221	316	268.5	110.5	158.0
27)	Cincinnati	516	159	357	258.0	79.5	178.5
28)	New York Giants	503	97	406	251.5	48.5	203.0
29)	Indianapolis	491	151	340	245.5	75.5	170.0
30)	New York Jets	485	164	321	242.5	82.0	160.5
31)	Houston	469	261	208	234.5	130.5	104.0
32)	San Francisco	465	210	255	232.5	105.0	127.5

**NFL / TOTAL DEFENSE**

Rank	Team	Total	Rushing	Passing	Total	Rushing	Passing
1)	Carolina	393	120	273	196.5	60.0	136.5
2)	Buffalo	469	115	354	234.5	57.5	177.0
3)	Pittsburgh	474	148	326	237.0	74.0	163.0
4)	Denver	517	104	413	258.5	52.0	206.5
5)	Cincinnati	534	325	209	267.0	162.5	104.5
6)	Houston	575	237	338	287.5	118.5	169.0
7)	Detroit	578	107	471	289.0	53.5	235.5
8)	Green Bay	589	231	358	294.5	115.5	179.0
9)	Jacksonville	593	272	321	296.5	136.0	160.5
10)	San Francisco	599	247	352	299.5	123.5	176.0
11)	Baltimore	607	170	437	303.5	85.0	218.5
12)	Philadelphia	608	176	432	304.0	88.0	216.0
13)	Los Angeles Rams	610	304	306	305.0	152.0	153.0
14)	Dallas	613	213	400	306.5	106.5	200.0
15)	Seattle	618	243	375	309.0	121.5	187.5
16)	Tampa Bay	310	20	290	310.0	20.0	290.0
17)	Oakland	621	221	400	310.5	110.5	200.0
18)	Cleveland	627	171	456	313.5	85.5	228.0
19)	Arizona	633	158	475	316.5	79.0	237.5
20)	New York Giants	649	267	382	324.5	133.5	191.0
21)	Los Angeles Chargers	657	251	406	328.5	125.5	203.0
22)	Atlanta	668	184	484	334.0	92.0	242.0
23)	Tennessee	669	208	461	334.5	104.0	230.5
24)	Minnesota	679	162	517	339.5	81.0	258.5
25)	Chicago	683	181	502	341.5	90.5	251.0
26)	Washington	688	150	538	344.0	75.0	269.0
27)	Miami	367	44	323	367.0	44.0	323.0
28)	Indianapolis	762	146	616	381.0	73.0	308.0
29)	Kansas City	777	231	546	388.5	115.5	273.0
30)	New York Jets	818	370	448	409.0	185.0	224.0
31)	New England	966	266	700	483.0	133.0	350.0
32)	New Orleans	1025	248	777	512.5	124.0	388.5

**WEEK 2 / THROUGH MONDAY, SEPTEMBER 18, 2017**

**AFC / TAKEAWAYS, GIVEAWAYS**

Rank	Team	TAKEAWAYS			GIVEAWAYS			Net Diff
		Int	Fum	Total	Int	Fum	Total	
1)	Baltimore	8	2	10	2	1	3	= +7
2t)	Jacksonville	2	3	5	2	1	3	= +2
2t)	Oakland	0	2	2	0	0	0	= +2
2t)	Tennessee	2	1	3	1	0	1	= +2
5t)	Buffalo	2	0	2	1	0	1	= +1
5t)	Kansas City	1	1	2	0	1	1	= +1
5t)	Los Angeles Chargers	1	1	2	1	0	1	= +1
5t)	New England	0	1	1	0	0	0	= +1
5t)	Pittsburgh	1	1	2	1	0	1	= +1
10)	Miami	0	0	0	0	0	0	= 0
11)	Denver	3	0	3	2	2	4	= -1
12)	Indianapolis	1	1	2	3	1	4	= -2
13t)	Cleveland	2	1	3	5	1	6	= -3
13t)	Houston	0	1	1	1	3	4	= -3
13t)	New York Jets	1	0	1	2	2	4	= -3
16)	Cincinnati	1	0	1	4	2	6	= -5
	<b>Totals</b>	<b>25</b>	<b>15</b>	<b>40</b>	<b>25</b>	<b>14</b>	<b>39</b>	<b>= +1</b>

**NFC / TAKEAWAYS, GIVEAWAYS**

Rank	Team	TAKEAWAYS			GIVEAWAYS			Net Diff
		Int	Fum	Total	Int	Fum	Total	
1t)	Detroit	4	1	5	1	1	2	= +3
1t)	Tampa Bay	2	2	4	0	1	1	= +3
3)	Atlanta	1	1	2	0	0	0	= +2
4t)	Dallas	2	1	3	2	0	2	= +1
4t)	Seattle	2	0	2	0	1	1	= +1
6t)	Carolina	1	1	2	1	1	2	= 0
6t)	Los Angeles Rams	2	1	3	1	2	3	= 0
6t)	New Orleans	0	0	0	0	0	0	= 0
6t)	Philadelphia	1	3	4	2	2	4	= 0
6t)	Washington	2	2	4	1	3	4	= 0
11t)	Minnesota	0	0	0	0	1	1	= -1
11t)	New York Giants	0	1	1	2	0	2	= -1
11t)	San Francisco	1	1	2	2	1	3	= -1
14)	Green Bay	0	1	1	2	1	3	= -2
15t)	Arizona	2	0	2	4	1	5	= -3
15t)	Chicago	0	1	1	2	2	4	= -3
	<b>Totals</b>	<b>20</b>	<b>16</b>	<b>36</b>	<b>20</b>	<b>17</b>	<b>37</b>	<b>= -1</b>

**NFL / TAKEAWAYS, GIVEAWAYS**

Rank	Team	TAKEAWAYS			GIVEAWAYS			Net Diff
		Int	Fum	Total	Int	Fum	Total	
1)	Baltimore	8	2	10	2	1	3	= +7
2t)	Detroit	4	1	5	1	1	2	= +3
2t)	Tampa Bay	2	2	4	0	1	1	= +3
4t)	Jacksonville	2	3	5	2	1	3	= +2
4t)	Oakland	0	2	2	0	0	0	= +2
4t)	Tennessee	2	1	3	1	0	1	= +2
4t)	Atlanta	1	1	2	0	0	0	= +2
8t)	Buffalo	2	0	2	1	0	1	= +1
8t)	Kansas City	1	1	2	0	1	1	= +1
8t)	Los Angeles Chargers	1	1	2	1	0	1	= +1
8t)	New England	0	1	1	0	0	0	= +1
8t)	Pittsburgh	1	1	2	1	0	1	= +1
8t)	Dallas	2	1	3	2	0	2	= +1
8t)	Seattle	2	0	2	0	1	1	= +1
15t)	Miami	0	0	0	0	0	0	= 0
15t)	Carolina	1	1	2	1	1	2	= 0
15t)	Los Angeles Rams	2	1	3	1	2	3	= 0
15t)	New Orleans	0	0	0	0	0	0	= 0
15t)	Philadelphia	1	3	4	2	2	4	= 0
15t)	Washington	2	2	4	1	3	4	= 0
21t)	Denver	3	0	3	2	2	4	= -1
21t)	Minnesota	0	0	0	0	1	1	= -1
21t)	New York Giants	0	1	1	2	0	2	= -1
21t)	San Francisco	1	1	2	2	1	3	= -1
25t)	Indianapolis	1	1	2	3	1	4	= -2
25t)	Green Bay	0	1	1	2	1	3	= -2
27t)	Cleveland	2	1	3	5	1	6	= -3
27t)	Houston	0	1	1	1	3	4	= -3
27t)	New York Jets	1	0	1	2	2	4	= -3
27t)	Arizona	2	0	2	4	1	5	= -3
27t)	Chicago	0	1	1	2	2	4	= -3
32)	Cincinnati	1	0	1	4	2	6	= -5
	<b>Totals</b>	<b>45</b>	<b>31</b>	<b>76</b>	<b>45</b>	<b>31</b>	<b>76</b>	<b>= 0</b>

**WEEK 2 / THROUGH MONDAY, SEPTEMBER 18, 2017****AFC / TEAM/OFFENSE INSIDE THE 20**

Rank	Team	Poss	Pts	TD	TD%	FG	Score	Score%
1)	Kansas City	6	38	5	83.3	1	6	100.0
2)	Los Angeles Chargers	5	28	4	80.0	0	4	80.0
3)	Denver	9	52	7	77.8	1	8	88.9
4)	Buffalo	4	21	3	75.0	0	3	75.0
5)	Oakland	7	41	5	71.4	2	7	100.0
6t)	Jacksonville	6	29	4	66.7	1	5	83.3
6t)	New York Jets	3	16	2	66.7	1	3	100.0
6t)	Pittsburgh	6	34	4	66.7	2	6	100.0
9t)	Baltimore	7	37	4	57.1	3	7	100.0
9t)	Tennessee	7	37	4	57.1	3	7	100.0
11t)	Cleveland	4	18	2	50.0	1	3	75.0
11t)	Indianapolis	4	19	2	50.0	2	4	100.0
13)	New England	13	56	6	46.2	5	11	84.6
14)	Houston	3	10	1	33.3	1	2	66.7
15t)	Cincinnati	6	9	0	0.0	3	3	50.0
15t)	Miami	3	9	0	0.0	3	3	100.0

**AFC / OPPONENTS/DEFENSE INSIDE THE 20**

Rank	Team	Poss	Pts	TD	TD%	FG	Score	Score%
1)	Baltimore	4	0	0	0.0	0	0	0.0
2t)	Buffalo	4	15	1	25.0	3	4	100.0
2t)	Cincinnati	4	16	1	25.0	3	4	100.0
4)	Houston	7	25	2	28.6	4	6	85.7
5)	Los Angeles Chargers	8	33	3	37.5	4	7	87.5
6)	Oakland	5	23	2	40.0	3	5	100.0
7)	Indianapolis	7	30	3	42.9	3	6	85.7
8)	Kansas City	11	47	5	45.5	4	9	81.8
9)	Denver	5	21	3	60.0	0	3	60.0
10t)	Jacksonville	6	31	4	66.7	1	5	83.3
10t)	Miami	3	14	2	66.7	0	2	66.7
12t)	New York Jets	8	45	6	75.0	1	7	87.5
12t)	Pittsburgh	4	24	3	75.0	1	4	100.0
14)	Tennessee	5	30	4	80.0	1	5	100.0
15t)	Cleveland	6	38	5	83.3	1	6	100.0
15t)	New England	6	38	5	83.3	1	6	100.0



**WEEK 2 / THROUGH MONDAY, SEPTEMBER 18, 2017****NFC / TEAM/OFFENSE INSIDE THE 20**

Rank	Team	Poss	Pts	TD	TD%	FG	Score	Score%
1)	Detroit	4	25	4	100.0	0	4	100.0
2)	Green Bay	4	24	3	75.0	1	4	100.0
3)	Atlanta	6	34	4	66.7	2	6	100.0
4)	Los Angeles Rams	8	44	5	62.5	3	8	100.0
5)	Minnesota	7	32	4	57.1	2	6	85.7
6t)	Chicago	6	21	3	50.0	0	3	50.0
6t)	Philadelphia	6	26	3	50.0	2	5	83.3
8)	Tampa Bay	5	20	2	40.0	2	4	80.0
9)	New Orleans	8	36	3	37.5	5	8	100.0
10t)	New York Giants	3	13	1	33.3	2	3	100.0
10t)	Washington	6	20	2	33.3	2	4	66.7
12t)	Arizona	7	22	2	28.6	3	5	71.4
12t)	Dallas	7	23	2	28.6	3	5	71.4
14)	Seattle	5	18	1	20.0	4	5	100.0
15)	Carolina	6	22	1	16.7	5	6	100.0
16)	San Francisco	4	9	0	0.0	3	3	75.0

**NFC / OPPONENTS/DEFENSE INSIDE THE 20**

Rank	Team	Poss	Pts	TD	TD%	FG	Score	Score%
1)	Carolina	1	0	0	0.0	0	0	0.0
2)	Seattle	4	16	1	25.0	3	4	100.0
3t)	Minnesota	9	39	3	33.3	6	9	100.0
3t)	San Francisco	6	25	2	33.3	4	6	100.0
3t)	Tampa Bay	3	7	1	33.3	0	1	33.3
6)	Chicago	8	33	3	37.5	4	7	87.5
7t)	New York Giants	5	23	2	40.0	3	5	100.0
7t)	Philadelphia	5	20	2	40.0	2	4	80.0
9)	New Orleans	13	55	6	46.2	5	11	84.6
10t)	Detroit	6	26	3	50.0	2	5	83.3
10t)	Los Angeles Rams	6	26	3	50.0	2	5	83.3
12t)	Green Bay	5	27	3	60.0	2	5	100.0
12t)	Washington	5	26	3	60.0	2	5	100.0
14)	Atlanta	6	31	4	66.7	1	5	83.3
15t)	Arizona	5	28	4	80.0	1	5	100.0
15t)	Dallas	5	31	4	80.0	1	5	100.0

**WEEK 2 / THROUGH MONDAY, SEPTEMBER 18, 2017****NFL / TEAM/OFFENSE INSIDE THE 20**

Rank	Team	Poss	Pts	TD	TD%	FG	Score	Score%
1)	Detroit	4	25	4	100.0	0	4	100.0
2)	Kansas City	6	38	5	83.3	1	6	100.0
3)	Los Angeles Chargers	5	28	4	80.0	0	4	80.0
4)	Denver	9	52	7	77.8	1	8	88.9
5t)	Buffalo	4	21	3	75.0	0	3	75.0
5t)	Green Bay	4	24	3	75.0	1	4	100.0
7)	Oakland	7	41	5	71.4	2	7	100.0
8t)	Atlanta	6	34	4	66.7	2	6	100.0
8t)	Jacksonville	6	29	4	66.7	1	5	83.3
8t)	New York Jets	3	16	2	66.7	1	3	100.0
8t)	Pittsburgh	6	34	4	66.7	2	6	100.0
12)	Los Angeles Rams	8	44	5	62.5	3	8	100.0
13t)	Baltimore	7	37	4	57.1	3	7	100.0
13t)	Minnesota	7	32	4	57.1	2	6	85.7
13t)	Tennessee	7	37	4	57.1	3	7	100.0
16t)	Chicago	6	21	3	50.0	0	3	50.0
16t)	Cleveland	4	18	2	50.0	1	3	75.0
16t)	Indianapolis	4	19	2	50.0	2	4	100.0
16t)	Philadelphia	6	26	3	50.0	2	5	83.3
20)	New England	13	56	6	46.2	5	11	84.6
21)	Tampa Bay	5	20	2	40.0	2	4	80.0
22)	New Orleans	8	36	3	37.5	5	8	100.0
23t)	Houston	3	10	1	33.3	1	2	66.7
23t)	New York Giants	3	13	1	33.3	2	3	100.0
23t)	Washington	6	20	2	33.3	2	4	66.7
26t)	Arizona	7	22	2	28.6	3	5	71.4
26t)	Dallas	7	23	2	28.6	3	5	71.4
28)	Seattle	5	18	1	20.0	4	5	100.0
29)	Carolina	6	22	1	16.7	5	6	100.0
30t)	Cincinnati	6	9	0	0.0	3	3	50.0
30t)	Miami	3	9	0	0.0	3	3	100.0
30t)	San Francisco	4	9	0	0.0	3	3	75.0

**NFL / OPPONENTS/DEFENSE INSIDE THE 20**

Rank	Team	Poss	Pts	TD	TD%	FG	Score	Score%
1t)	Baltimore	4	0	0	0.0	0	0	0.0
1t)	Carolina	1	0	0	0.0	0	0	0.0
3t)	Buffalo	4	15	1	25.0	3	4	100.0
3t)	Cincinnati	4	16	1	25.0	3	4	100.0
3t)	Seattle	4	16	1	25.0	3	4	100.0
6)	Houston	7	25	2	28.6	4	6	85.7
7t)	Minnesota	9	39	3	33.3	6	9	100.0
7t)	San Francisco	6	25	2	33.3	4	6	100.0
7t)	Tampa Bay	3	7	1	33.3	0	1	33.3
10t)	Chicago	8	33	3	37.5	4	7	87.5
10t)	Los Angeles Chargers	8	33	3	37.5	4	7	87.5
12t)	New York Giants	5	23	2	40.0	3	5	100.0
12t)	Oakland	5	23	2	40.0	3	5	100.0
12t)	Philadelphia	5	20	2	40.0	2	4	80.0
15)	Indianapolis	7	30	3	42.9	3	6	85.7
16)	Kansas City	11	47	5	45.5	4	9	81.8
17)	New Orleans	13	55	6	46.2	5	11	84.6
18t)	Detroit	6	26	3	50.0	2	5	83.3
18t)	Los Angeles Rams	6	26	3	50.0	2	5	83.3
20t)	Denver	5	21	3	60.0	0	3	60.0
20t)	Green Bay	5	27	3	60.0	2	5	100.0
20t)	Washington	5	26	3	60.0	2	5	100.0
23t)	Atlanta	6	31	4	66.7	1	5	83.3
23t)	Jacksonville	6	31	4	66.7	1	5	83.3
23t)	Miami	3	14	2	66.7	0	2	66.7
26t)	New York Jets	8	45	6	75.0	1	7	87.5
26t)	Pittsburgh	4	24	3	75.0	1	4	100.0
28t)	Arizona	5	28	4	80.0	1	5	100.0
28t)	Dallas	5	31	4	80.0	1	5	100.0
28t)	Tennessee	5	30	4	80.0	1	5	100.0
31t)	Cleveland	6	38	5	83.3	1	6	100.0
31t)	New England	6	38	5	83.3	1	6	100.0

**WEEK 2 / THROUGH MONDAY, SEPTEMBER 18, 2017**

**AFC / OFFENSE/TEAMS: FIRST DOWNS, THIRD DOWNS, FOURTH DOWNS**

Rank	Team	FIRST DOWNS				THIRD DOWNS			FOURTH DOWNS		
		Total	Rush	Pass	Pen	Made	Att	Pct	Made	Att	Pct
1)	New England	54	18	30	6	11	27	40.7	0	2	0.0
2)	Denver	48	18	26	4	17	30	56.7	0	0	---
3)	Oakland	43	11	29	3	13	24	54.2	1	1	100.0
4t)	Kansas City	42	14	27	1	9	23	39.1	0	0	---
4t)	Miami	21	6	13	2	5	13	38.5	0	1	0.0
4t)	Tennessee	42	17	24	1	13	27	48.1	0	0	---
7t)	Baltimore	41	15	21	5	10	25	40.0	0	0	---
7t)	Los Angeles Chargers	41	6	31	4	5	20	25.0	1	2	50.0
9)	Cleveland	40	9	24	7	5	24	20.8	3	4	75.0
10)	Jacksonville	39	13	21	5	9	25	36.0	1	1	100.0
11)	Pittsburgh	38	7	25	6	8	26	30.8	0	0	---
12)	Houston	37	10	17	10	9	27	33.3	0	1	0.0
13)	Buffalo	33	12	19	2	12	30	40.0	0	2	0.0
14t)	Indianapolis	28	9	17	2	8	28	28.6	0	1	0.0
14t)	New York Jets	28	8	17	3	11	26	42.3	1	1	100.0
16)	Cincinnati	26	7	16	3	8	28	28.6	1	3	33.3
	<b>Totals</b>	<b>601</b>	<b>180</b>	<b>357</b>	<b>64</b>	<b>153</b>	<b>403</b>	<b>38.0</b>	<b>8</b>	<b>19</b>	<b>42.1</b>

**AFC / DEFENSE/OPPONENTS: FIRST DOWNS, THIRD DOWNS, FOURTH DOWNS**

Rank	Team	FIRST DOWNS				THIRD DOWNS			FOURTH DOWNS		
		Total	Rush	Pass	Pen	Made	Att	Pct	Made	Att	Pct
1)	Buffalo	30	8	20	2	11	30	36.7	1	1	100.0
2t)	Cincinnati	31	14	11	6	10	29	34.5	0	0	---
2t)	Houston	31	11	16	4	7	27	25.9	2	3	66.7
4)	Denver	33	4	24	5	6	26	23.1	3	7	42.9
5t)	Baltimore	34	9	20	5	6	25	24.0	1	3	33.3
5t)	Pittsburgh	34	8	20	6	8	27	29.6	2	5	40.0
7)	Indianapolis	36	7	27	2	11	29	37.9	0	1	0.0
8)	Oakland	38	11	24	3	14	26	53.8	0	0	---
9)	Cleveland	40	8	29	3	9	24	37.5	0	0	---
10)	Tennessee	42	11	29	2	11	25	44.0	1	1	100.0
11)	Los Angeles Chargers	43	13	27	3	13	28	46.4	0	1	0.0
12t)	Jacksonville	44	16	20	8	11	25	44.0	0	1	0.0
12t)	New York Jets	44	16	24	4	16	29	55.2	0	0	---
14)	New England	46	13	32	1	8	23	34.8	1	2	50.0
15)	Miami	24	3	19	2	2	8	25.0	0	0	---
16)	Kansas City	52	16	30	6	13	30	43.3	0	2	0.0
	<b>Totals</b>	<b>602</b>	<b>168</b>	<b>372</b>	<b>62</b>	<b>156</b>	<b>411</b>	<b>38.0</b>	<b>11</b>	<b>27</b>	<b>40.7</b>

**WEEK 2 / THROUGH MONDAY, SEPTEMBER 18, 2017**

**NFC / OFFENSE/TEAMS: FIRST DOWNS, THIRD DOWNS, FOURTH DOWNS**

Rank	Team	FIRST DOWNS				THIRD DOWNS			FOURTH DOWNS		
		Total	Rush	Pass	Pen	Made	Att	Pct	Made	Att	Pct
1)	Green Bay	50	12	34	4	14	28	50.0	3	3	100.0
2)	Philadelphia	46	7	36	3	16	29	55.2	0	0	---
3)	Tampa Bay	22	6	13	3	8	15	53.3	0	0	---
4)	Arizona	41	6	29	6	12	30	40.0	1	2	50.0
5t)	Carolina	39	15	20	4	14	29	48.3	0	0	---
5t)	Chicago	39	7	27	5	12	27	44.4	1	4	25.0
5t)	New Orleans	39	8	29	2	8	23	34.8	1	2	50.0
8)	Dallas	38	10	24	4	11	29	37.9	2	5	40.0
9t)	Atlanta	37	11	24	2	10	22	45.5	0	0	---
9t)	Minnesota	37	10	22	5	14	29	48.3	0	3	0.0
9t)	Washington	37	11	24	2	8	24	33.3	0	1	0.0
12t)	Los Angeles Rams	33	9	22	2	10	26	38.5	1	1	100.0
12t)	Seattle	33	12	18	3	11	31	35.5	1	1	100.0
14)	Detroit	31	8	22	1	15	31	48.4	0	2	0.0
15)	New York Giants	27	4	22	1	8	24	33.3	1	3	33.3
16)	San Francisco	24	7	14	3	4	23	17.4	1	4	25.0
	<b>Totals</b>	<b>573</b>	<b>143</b>	<b>380</b>	<b>50</b>	<b>175</b>	<b>420</b>	<b>41.7</b>	<b>12</b>	<b>31</b>	<b>38.7</b>

**NFC / DEFENSE/OPPONENTS: FIRST DOWNS, THIRD DOWNS, FOURTH DOWNS**

Rank	Team	FIRST DOWNS				THIRD DOWNS			FOURTH DOWNS		
		Total	Rush	Pass	Pen	Made	Att	Pct	Made	Att	Pct
1)	Carolina	23	4	18	1	6	24	25.0	1	6	16.7
2t)	Green Bay	31	10	20	1	8	23	34.8	0	0	---
2t)	Los Angeles Rams	31	11	18	2	5	23	21.7	0	1	0.0
4)	Philadelphia	32	9	22	1	8	23	34.8	0	1	0.0
5)	Washington	33	5	26	2	13	26	50.0	1	1	100.0
6)	New York Giants	34	14	19	1	15	30	50.0	0	1	0.0
7t)	Arizona	37	9	26	2	16	34	47.1	0	1	0.0
7t)	Seattle	37	13	20	4	11	28	39.3	0	0	---
9t)	Detroit	38	6	27	5	10	27	37.0	1	3	33.3
9t)	Tampa Bay	19	1	16	2	7	14	50.0	0	2	0.0
11)	Dallas	39	13	22	4	13	27	48.1	1	1	100.0
12)	Chicago	40	10	25	5	13	26	50.0	0	0	---
13t)	Minnesota	41	9	26	6	7	24	29.2	0	0	---
13t)	San Francisco	41	18	18	5	15	32	46.9	1	1	100.0
15)	Atlanta	44	10	29	5	10	25	40.0	4	5	80.0
16)	New Orleans	52	13	33	6	15	26	57.7	0	0	---
	<b>Totals</b>	<b>572</b>	<b>155</b>	<b>365</b>	<b>52</b>	<b>172</b>	<b>412</b>	<b>41.7</b>	<b>9</b>	<b>23</b>	<b>39.1</b>

**WEEK 2 / THROUGH MONDAY, SEPTEMBER 18, 2017**

**NFL / OFFENSE/TEAMS: FIRST DOWNS, THIRD DOWNS, FOURTH DOWNS**

Rank	Team	FIRST DOWNS				THIRD DOWNS			FOURTH DOWNS		
		Total	Rush	Pass	Pen	Made	Att	Pct	Made	Att	Pct
1)	New England	54	18	30	6	11	27	40.7	0	2	0.0
2)	Green Bay	50	12	34	4	14	28	50.0	3	3	100.0
3)	Denver	48	18	26	4	17	30	56.7	0	0	---
4)	Philadelphia	46	7	36	3	16	29	55.2	0	0	---
5)	Tampa Bay	22	6	13	3	8	15	53.3	0	0	---
6)	Oakland	43	11	29	3	13	24	54.2	1	1	100.0
7t)	Kansas City	42	14	27	1	9	23	39.1	0	0	---
7t)	Miami	21	6	13	2	5	13	38.5	0	1	0.0
7t)	Tennessee	42	17	24	1	13	27	48.1	0	0	---
10t)	Baltimore	41	15	21	5	10	25	40.0	0	0	---
10t)	Los Angeles Chargers	41	6	31	4	5	20	25.0	1	2	50.0
10t)	Arizona	41	6	29	6	12	30	40.0	1	2	50.0
13)	Cleveland	40	9	24	7	5	24	20.8	3	4	75.0
14t)	Jacksonville	39	13	21	5	9	25	36.0	1	1	100.0
14t)	Carolina	39	15	20	4	14	29	48.3	0	0	---
14t)	Chicago	39	7	27	5	12	27	44.4	1	4	25.0
14t)	New Orleans	39	8	29	2	8	23	34.8	1	2	50.0
18t)	Pittsburgh	38	7	25	6	8	26	30.8	0	0	---
18t)	Dallas	38	10	24	4	11	29	37.9	2	5	40.0
20t)	Houston	37	10	17	10	9	27	33.3	0	1	0.0
20t)	Atlanta	37	11	24	2	10	22	45.5	0	0	---
20t)	Minnesota	37	10	22	5	14	29	48.3	0	3	0.0
20t)	Washington	37	11	24	2	8	24	33.3	0	1	0.0
24t)	Buffalo	33	12	19	2	12	30	40.0	0	2	0.0
24t)	Los Angeles Rams	33	9	22	2	10	26	38.5	1	1	100.0
24t)	Seattle	33	12	18	3	11	31	35.5	1	1	100.0
27)	Detroit	31	8	22	1	15	31	48.4	0	2	0.0
28t)	Indianapolis	28	9	17	2	8	28	28.6	0	1	0.0
28t)	New York Jets	28	8	17	3	11	26	42.3	1	1	100.0
30)	New York Giants	27	4	22	1	8	24	33.3	1	3	33.3
31)	Cincinnati	26	7	16	3	8	28	28.6	1	3	33.3
32)	San Francisco	24	7	14	3	4	23	17.4	1	4	25.0
	<b>Totals</b>	<b>1174</b>	<b>323</b>	<b>737</b>	<b>114</b>	<b>328</b>	<b>823</b>	<b>39.9</b>	<b>20</b>	<b>50</b>	<b>40.0</b>

**NFL / DEFENSE/OPPONENTS: FIRST DOWNS, THIRD DOWNS, FOURTH DOWNS**

Rank	Team	FIRST DOWNS				THIRD DOWNS			FOURTH DOWNS		
		Total	Rush	Pass	Pen	Made	Att	Pct	Made	Att	Pct
1)	Carolina	23	4	18	1	6	24	25.0	1	6	16.7
2)	Buffalo	30	8	20	2	11	30	36.7	1	1	100.0
3t)	Cincinnati	31	14	11	6	10	29	34.5	0	0	---
3t)	Houston	31	11	16	4	7	27	25.9	2	3	66.7
3t)	Green Bay	31	10	20	1	8	23	34.8	0	0	---
3t)	Los Angeles Rams	31	11	18	2	5	23	21.7	0	1	0.0
7)	Philadelphia	32	9	22	1	8	23	34.8	0	1	0.0
8t)	Denver	33	4	24	5	6	26	23.1	3	7	42.9
8t)	Washington	33	5	26	2	13	26	50.0	1	1	100.0
10t)	Baltimore	34	9	20	5	6	25	24.0	1	3	33.3
10t)	Pittsburgh	34	8	20	6	8	27	29.6	2	5	40.0
10t)	New York Giants	34	14	19	1	15	30	50.0	0	1	0.0
13)	Indianapolis	36	7	27	2	11	29	37.9	0	1	0.0
14t)	Arizona	37	9	26	2	16	34	47.1	0	1	0.0
14t)	Seattle	37	13	20	4	11	28	39.3	0	0	---
16t)	Oakland	38	11	24	3	14	26	53.8	0	0	---
16t)	Detroit	38	6	27	5	10	27	37.0	1	3	33.3
16t)	Tampa Bay	19	1	16	2	7	14	50.0	0	2	0.0
19)	Dallas	39	13	22	4	13	27	48.1	1	1	100.0
20t)	Cleveland	40	8	29	3	9	24	37.5	0	0	---
20t)	Chicago	40	10	25	5	13	26	50.0	0	0	---
22t)	Minnesota	41	9	26	6	7	24	29.2	0	0	---
22t)	San Francisco	41	18	18	5	15	32	46.9	1	1	100.0
24)	Tennessee	42	11	29	2	11	25	44.0	1	1	100.0
25)	Los Angeles Chargers	43	13	27	3	13	28	46.4	0	1	0.0
26t)	Jacksonville	44	16	20	8	11	25	44.0	0	1	0.0
26t)	New York Jets	44	16	24	4	16	29	55.2	0	0	---
26t)	Atlanta	44	10	29	5	10	25	40.0	4	5	80.0
29)	New England	46	13	32	1	8	23	34.8	1	2	50.0
30)	Miami	24	3	19	2	2	8	25.0	0	0	---
31t)	Kansas City	52	16	30	6	13	30	43.3	0	2	0.0
31t)	New Orleans	52	13	33	6	15	26	57.7	0	0	---
	<b>Totals</b>	<b>1174</b>	<b>323</b>	<b>737</b>	<b>114</b>	<b>328</b>	<b>823</b>	<b>39.9</b>	<b>20</b>	<b>50</b>	<b>40.0</b>

**WEEK 2 / THROUGH MONDAY, SEPTEMBER 18, 2017**

**AFC / FIRST-DOWN PLAYS BY TEAMS**

<b>Rank</b>	<b>Team</b>	<b>Yds/Play</b>	<b>Plays</b>	<b>Yards</b>
1)	Kansas City	10.04	56	562
2)	New England	6.83	69	471
3)	Jacksonville	6.41	56	359
4)	Cincinnati	6.35	51	324
5)	Oakland	6.04	54	326
6)	Pittsburgh	5.95	57	339
7)	Los Angeles Chargers	5.92	53	314
8)	Tennessee	5.77	57	329
9)	Indianapolis	4.81	52	250
10)	Denver	4.73	62	293
11)	Cleveland	4.60	58	267
12)	Houston	4.04	56	226
13)	Miami	3.97	30	119
14)	Baltimore	3.83	59	226
15)	Buffalo	3.69	51	188
16)	New York Jets	3.46	46	159
	<b>TOTAL</b>	<b>5.48</b>	<b>867</b>	<b>4752</b>

**AFC / FIRST-DOWN PLAYS BY OPPONENTS**

<b>Rank</b>	<b>Team</b>	<b>Yds/Play</b>	<b>Plays</b>	<b>Yards</b>
1)	Cincinnati	3.64	50	182
2)	Buffalo	4.06	50	203
3)	Oakland	4.25	51	217
4)	Pittsburgh	4.31	51	220
5)	Denver	4.47	51	228
6)	Cleveland	4.58	59	270
7)	Los Angeles Chargers	4.78	60	287
8)	New York Jets	5.04	55	277
9)	Baltimore	5.09	56	285
10)	Jacksonville	5.38	61	328
11)	Kansas City	5.97	68	406
12)	Indianapolis	6.36	55	350
13)	Miami	6.41	29	186
14)	Houston	6.52	52	339
15)	Tennessee	6.64	59	392
16)	New England	9.45	60	567
	<b>TOTAL</b>	<b>5.46</b>	<b>867</b>	<b>4737</b>

**WEEK 2 / THROUGH MONDAY, SEPTEMBER 18, 2017**

**NFC / FIRST-DOWN PLAYS BY TEAMS**

<b>Rank</b>	<b>Team</b>	<b>Yds/Play</b>	<b>Plays</b>	<b>Yards</b>
1)	Los Angeles Rams	7.22	51	368
2)	New Orleans	6.87	53	364
3)	Atlanta	5.86	51	299
4)	Philadelphia	5.32	65	346
5)	Arizona	5.26	58	305
6)	Seattle	4.89	54	264
7)	San Francisco	4.84	44	213
8)	Tampa Bay	4.66	29	135
9)	Minnesota	4.62	50	231
10)	Green Bay	4.54	63	286
11)	New York Giants	4.34	47	204
12)	Chicago	4.19	53	222
13)	Dallas	4.11	57	234
14)	Carolina	3.79	57	216
15)	Detroit	3.41	49	167
16)	Washington	2.93	54	158
	<b>TOTAL</b>	<b>4.80</b>	<b>835</b>	<b>4012</b>

**NFC / FIRST-DOWN PLAYS BY OPPONENTS**

<b>Rank</b>	<b>Team</b>	<b>Yds/Play</b>	<b>Plays</b>	<b>Yards</b>
1)	San Francisco	2.72	61	166
2)	New York Giants	3.70	50	185
3)	Dallas	3.89	54	210
4)	Carolina	3.93	43	169
5)	Seattle	4.09	53	217
6)	Arizona	4.24	58	246
7)	Los Angeles Rams	4.29	52	223
8)	Philadelphia	4.29	48	206
9)	Atlanta	4.33	58	251
10)	Detroit	4.36	56	244
11)	Chicago	4.91	55	270
12)	Tampa Bay	5.19	26	135
13)	Washington	6.08	53	322
14)	New Orleans	6.63	63	418
15)	Green Bay	7.19	47	338
16)	Minnesota	7.36	58	427
	<b>TOTAL</b>	<b>4.82</b>	<b>835</b>	<b>4027</b>

**WEEK 2 / THROUGH MONDAY, SEPTEMBER 18, 2017****NFL / FIRST-DOWN PLAYS BY TEAMS**

<b>Rank</b>	<b>Team</b>	<b>Yds/Play</b>	<b>Plays</b>	<b>Yards</b>
1)	Kansas City	10.04	56	562
2)	Los Angeles Rams	7.22	51	368
3)	New Orleans	6.87	53	364
4)	New England	6.83	69	471
5)	Jacksonville	6.41	56	359
6)	Cincinnati	6.35	51	324
7)	Oakland	6.04	54	326
8)	Pittsburgh	5.95	57	339
9)	Los Angeles Chargers	5.92	53	314
10)	Atlanta	5.86	51	299
11)	Tennessee	5.77	57	329
12)	Philadelphia	5.32	65	346
13)	Arizona	5.26	58	305
14)	Seattle	4.89	54	264
15)	San Francisco	4.84	44	213
16)	Indianapolis	4.81	52	250
17)	Denver	4.73	62	293
18)	Tampa Bay	4.66	29	135
19)	Minnesota	4.62	50	231
20)	Cleveland	4.60	58	267
21)	Green Bay	4.54	63	286
22)	New York Giants	4.34	47	204
23)	Chicago	4.19	53	222
24)	Dallas	4.11	57	234
25)	Houston	4.04	56	226
26)	Miami	3.97	30	119
27)	Baltimore	3.83	59	226
28)	Carolina	3.79	57	216
29)	Buffalo	3.69	51	188
30)	New York Jets	3.46	46	159
31)	Detroit	3.41	49	167
32)	Washington	2.93	54	158
	<b>TOTAL</b>	<b>5.15</b>	<b>1702</b>	<b>8764</b>

**NFL / FIRST-DOWN PLAYS BY OPPONENTS**

<b>Rank</b>	<b>Team</b>	<b>Yds/Play</b>	<b>Plays</b>	<b>Yards</b>
1)	San Francisco	2.72	61	166
2)	Cincinnati	3.64	50	182
3)	New York Giants	3.70	50	185
4)	Dallas	3.89	54	210
5)	Carolina	3.93	43	169
6)	Buffalo	4.06	50	203
7)	Seattle	4.09	53	217
8)	Arizona	4.24	58	246
9)	Oakland	4.25	51	217
10)	Los Angeles Rams	4.29	52	223
11)	Philadelphia	4.29	48	206
12)	Pittsburgh	4.31	51	220
13)	Atlanta	4.33	58	251
14)	Detroit	4.36	56	244
15)	Denver	4.47	51	228
16)	Cleveland	4.58	59	270
17)	Los Angeles Chargers	4.78	60	287
18)	Chicago	4.91	55	270
19)	New York Jets	5.04	55	277
20)	Baltimore	5.09	56	285
21)	Tampa Bay	5.19	26	135
22)	Jacksonville	5.38	61	328
23)	Kansas City	5.97	68	406
24)	Washington	6.08	53	322
25)	Indianapolis	6.36	55	350
26)	Miami	6.41	29	186
27)	Houston	6.52	52	339
28)	New Orleans	6.63	63	418
29)	Tennessee	6.64	59	392
30)	Green Bay	7.19	47	338
31)	Minnesota	7.36	58	427
32)	New England	9.45	60	567
	<b>TOTAL</b>	<b>5.15</b>	<b>1702</b>	<b>8764</b>



**WEEK 2 / THROUGH MONDAY, SEPTEMBER 18, 2017****AFC / KICKOFFS (Receiving Team)**

Rank	Team	TotKO	AdjKO	TB	TB%	EZ	EZ%	OB	I20	Avg.Start
1)	New York Jets	12	12	8	66.7	11	91.7	0	1	26.1
2)	Denver	8	8	6	75.0	7	87.5	0	1	25.9
3)	Cincinnati	9	9	6	66.7	8	88.9	0	1	25.6
3t)	Tennessee	10	9	7	77.8	8	80.0	0	0	25.6
5)	Baltimore	4	4	4	100.0	4	100.0	0	0	25.0
6)	Miami	4	4	1	25.0	3	75.0	0	1	24.8
7)	Indianapolis	14	14	11	78.6	14	100.0	0	0	24.6
8)	Buffalo	8	8	7	87.5	8	100.0	0	0	24.4
9)	Oakland	10	8	4	50.0	8	80.0	0	3	24.1
10)	Houston	11	10	9	90.0	10	90.9	0	1	23.6
11)	New England	12	11	8	72.7	8	66.7	0	2	23.5
12)	Pittsburgh	7	7	4	57.1	5	71.4	0	1	23.0
13)	Kansas City	11	10	3	30.0	10	90.9	0	4	22.8
14)	Los Angeles Char	11	11	7	63.6	8	72.7	0	1	22.3
15)	Cleveland	9	8	6	75.0	8	88.9	0	2	22.3
16)	Jacksonville	9	9	5	55.6	8	88.9	0	2	21.9
	<b>Totals</b>	<b>149</b>	<b>142</b>	<b>96</b>	<b>67.6</b>	<b>128</b>	<b>90.1</b>	<b>0</b>	<b>20</b>	<b>24.1</b>

**AFC / KICKOFFS (Kicking Team)**

Rank	Team	TotKO	AdjKO	TB	TB%	EZ	EZ%	OB	I20	Avg.Start
1)	Miami	6	6	2	33.3	3	50.0	0	1	20.0
2)	New York Jets	9	8	4	50.0	8	88.9	0	3	20.9
3)	Baltimore	10	9	7	77.8	8	80.0	0	2	22.8
4)	Pittsburgh	11	11	8	72.7	11	100.0	0	3	22.8
5)	Jacksonville	11	10	8	80.0	9	81.8	0	1	23.1
6)	Buffalo	6	6	4	66.7	6	100.0	0	1	23.7
7)	Cleveland	7	7	6	85.7	6	85.7	0	0	24.3
8)	Tennessee	12	11	6	54.5	10	83.3	0	2	24.4
9)	Kansas City	13	13	8	61.5	9	69.2	0	2	24.5
10)	Cincinnati	5	4	4	100.0	4	80.0	0	0	25.0
10t)	Denver	12	12	12	100.0	12	100.0	0	0	25.0
12)	New England	13	13	4	30.8	9	69.2	0	2	26.1
13)	Los Angeles Char	8	8	4	50.0	6	75.0	0	1	26.5
14)	Oakland	14	14	11	78.6	13	92.9	0	0	27.2
15)	Indianapolis	8	8	4	50.0	4	50.0	0	2	27.3
16)	Houston	6	6	4	66.7	6	100.0	0	0	27.8
	<b>Totals</b>	<b>151</b>	<b>146</b>	<b>96</b>	<b>65.8</b>	<b>124</b>	<b>84.9</b>	<b>0</b>	<b>20</b>	<b>24.6</b>

Note: Average team drive start DOES NOT include onside kicks or kickoffs at the end of a half unless either kickoff is returned for a touchdown. All other kickoffs (returned kickoffs, fair catches, touchback and kickoffs out of bounds) are included. Kickoffs resulting in the kicking team retaining possession are not included.

ADJ KO: Adjusted kickoffs are used to compute the Avg. Team Drive Start.

I20: The number of drives that start inside (not including) the 20 yd line.

**WEEK 2 / THROUGH MONDAY, SEPTEMBER 18, 2017****NFC / KICKOFFS (Receiving Team)**

Rank	Team	TotKO	AdjKO	TB	TB%	EZ	EZ%	OB	I20	Avg.Start
1)	Los Angeles Rams	10	10	5	50.0	6	60.0	0	1	26.8
2)	New Orleans	14	13	6	46.2	9	64.3	0	1	26.3
3)	Philadelphia	10	10	7	70.0	8	80.0	0	0	26.1
4)	Seattle	8	8	3	37.5	6	75.0	0	1	25.8
5)	San Francisco	9	9	6	66.7	7	77.8	0	0	25.3
6)	Carolina	4	4	4	100.0	4	100.0	0	0	25.0
6t)	Green Bay	10	10	10	100.0	10	100.0	0	0	25.0
6t)	Tampa Bay	2	2	2	100.0	2	100.0	0	0	25.0
9)	Dallas	9	9	7	77.8	8	88.9	0	1	24.1
10)	Washington	11	11	6	54.5	9	81.8	0	3	24.0
11)	Detroit	8	7	2	28.6	5	62.5	2	4	23.1
12)	Minnesota	13	12	6	50.0	12	92.3	1	4	22.9
13)	New York Giants	11	11	8	72.7	10	90.9	0	2	22.8
14)	Chicago	12	12	7	58.3	9	75.0	0	3	22.7
15)	Arizona	10	10	6	60.0	8	80.0	0	2	22.6
16)	Atlanta	9	9	6	66.7	7	77.8	0	2	21.4
	<b>Totals</b>	<b>150</b>	<b>147</b>	<b>91</b>	<b>61.9</b>	<b>120</b>	<b>81.6</b>	<b>3</b>	<b>24</b>	<b>24.3</b>

**NFC / KICKOFFS (Kicking Team)**

Rank	Team	TotKO	AdjKO	TB	TB%	EZ	EZ%	OB	I20	Avg.Start
1)	Arizona	10	9	3	33.3	9	90.0	1	3	20.3
2)	Tampa Bay	6	6	4	66.7	5	83.3	0	2	20.7
3)	Dallas	10	10	7	70.0	10	100.0	0	3	21.9
4)	Chicago	6	6	5	83.3	5	83.3	0	1	22.2
5)	Philadelphia	11	10	3	30.0	8	72.7	0	4	23.0
6)	Minnesota	10	9	5	55.6	8	80.0	0	2	23.3
6t)	New Orleans	11	9	5	55.6	9	81.8	1	2	23.3
6t)	San Francisco	6	6	4	66.7	6	100.0	0	1	23.3
9)	Washington	10	10	6	60.0	7	70.0	0	1	23.4
10)	Detroit	11	11	8	72.7	10	90.9	0	0	24.5
11)	Los Angeles Rams	14	14	13	92.9	14	100.0	0	1	24.7
12)	Atlanta	13	13	10	76.9	11	84.6	0	1	24.8
13)	Carolina	9	9	9	100.0	9	100.0	0	0	25.0
14)	Green Bay	9	9	4	44.4	6	66.7	0	1	25.1
15)	Seattle	7	7	4	57.1	5	71.4	0	0	25.4
16)	New York Giants	5	5	1	20.0	2	40.0	1	2	28.2
	<b>Totals</b>	<b>148</b>	<b>143</b>	<b>91</b>	<b>63.6</b>	<b>124</b>	<b>86.7</b>	<b>3</b>	<b>24</b>	<b>23.7</b>

Note: Average team drive start DOES NOT include onside kicks or kickoffs at the end of a half unless either kickoff is returned for a touchdown. All other kickoffs (returned kickoffs, fair catches, touchback and kickoffs out of bounds) are included. Kickoffs resulting in the kicking team retaining possession are not included.

ADJ KO: Adjusted kickoffs are used to compute the Avg. Team Drive Start.

I20: The number of drives that start inside (not including) the 20 yd line.

**WEEK 2 / THROUGH MONDAY, SEPTEMBER 18, 2017**

**NFL / KICKOFFS (Receiving Team)**

Rank	Team	TotKO	AdjKO	TB	TB%	EZ	EZ%	OB	I20	Avg.Start
1)	Los Angeles Rams	10	10	5	50.0	6	60.0	0	1	26.8
2)	New Orleans	14	13	6	46.2	9	64.3	0	1	26.3
3)	Philadelphia	10	10	7	70.0	8	80.0	0	0	26.1
4)	New York Jets	12	12	8	66.7	11	91.7	0	1	26.1
5)	Denver	8	8	6	75.0	7	87.5	0	1	25.9
6)	Seattle	8	8	3	37.5	6	75.0	0	1	25.8
7)	Cincinnati	9	9	6	66.7	8	88.9	0	1	25.6
7t)	Tennessee	10	9	7	77.8	8	80.0	0	0	25.6
9)	San Francisco	9	9	6	66.7	7	77.8	0	0	25.3
10)	Baltimore	4	4	4	100.0	4	100.0	0	0	25.0
10t)	Carolina	4	4	4	100.0	4	100.0	0	0	25.0
10t)	Green Bay	10	10	10	100.0	10	100.0	0	0	25.0
10t)	Tampa Bay	2	2	2	100.0	2	100.0	0	0	25.0
14)	Miami	4	4	1	25.0	3	75.0	0	1	24.8
15)	Indianapolis	14	14	11	78.6	14	100.0	0	0	24.6
16)	Buffalo	8	8	7	87.5	8	100.0	0	0	24.4
17)	Oakland	10	8	4	50.0	8	80.0	0	3	24.1
18)	Dallas	9	9	7	77.8	8	88.9	0	1	24.1
19)	Washington	11	11	6	54.5	9	81.8	0	3	24.0
20)	Houston	11	10	9	90.0	10	90.9	0	1	23.6
21)	New England	12	11	8	72.7	8	66.7	0	2	23.5
22)	Detroit	8	7	2	28.6	5	62.5	2	4	23.1
23)	Pittsburgh	7	7	4	57.1	5	71.4	0	1	23.0
24)	Minnesota	13	12	6	50.0	12	92.3	1	4	22.9
25)	New York Giants	11	11	8	72.7	10	90.9	0	2	22.8
26)	Kansas City	11	10	3	30.0	10	90.9	0	4	22.8
27)	Chicago	12	12	7	58.3	9	75.0	0	3	22.7
28)	Arizona	10	10	6	60.0	8	80.0	0	2	22.6
29)	Los Angeles Char	11	11	7	63.6	8	72.7	0	1	22.3
30)	Cleveland	9	8	6	75.0	8	88.9	0	2	22.3
31)	Jacksonville	9	9	5	55.6	8	88.9	0	2	21.9
32)	Atlanta	9	9	6	66.7	7	77.8	0	2	21.4
	<b>Totals</b>	<b>299</b>	<b>289</b>	<b>187</b>	<b>64.7</b>	<b>248</b>	<b>85.8</b>	<b>3</b>	<b>44</b>	<b>24.2</b>

Note: Average opponent drive start DOES NOT include inside kicks or kickoffs at the end of a half unless either kickoff is returned for a touchdown. All other kickoffs (returned kickoffs, fair catches, touchback and kickoffs out of bounds) are included. Kickoffs resulting in the kicking team retaining possession are not included.

ADJ KO: Adjusted kickoffs are used to compute the Avg. Team Drive Start.

I20: The number of drives that start inside (not including) the 20 yd line.

**WEEK 2 / THROUGH MONDAY, SEPTEMBER 18, 2017****NFL / KICKOFFS (Kicking Team)**

Rank	Team	TotKO	AdjKO	TB	TB%	EZ	EZ%	OB	I20	Avg.Start
1)	Miami	6	6	2	33.3	3	50.0	0	1	20.0
2)	Arizona	10	9	3	33.3	9	90.0	1	3	20.3
3)	Tampa Bay	6	6	4	66.7	5	83.3	0	2	20.7
4)	New York Jets	9	8	4	50.0	8	88.9	0	3	20.9
5)	Dallas	10	10	7	70.0	10	100.0	0	3	21.9
6)	Chicago	6	6	5	83.3	5	83.3	0	1	22.2
7)	Baltimore	10	9	7	77.8	8	80.0	0	2	22.8
8)	Pittsburgh	11	11	8	72.7	11	100.0	0	3	22.8
9)	Philadelphia	11	10	3	30.0	8	72.7	0	4	23.0
10)	Jacksonville	11	10	8	80.0	9	81.8	0	1	23.1
11)	Minnesota	10	9	5	55.6	8	80.0	0	2	23.3
11t)	New Orleans	11	9	5	55.6	9	81.8	1	2	23.3
11t)	San Francisco	6	6	4	66.7	6	100.0	0	1	23.3
14)	Washington	10	10	6	60.0	7	70.0	0	1	23.4
15)	Buffalo	6	6	4	66.7	6	100.0	0	1	23.7
16)	Cleveland	7	7	6	85.7	6	85.7	0	0	24.3
17)	Tennessee	12	11	6	54.5	10	83.3	0	2	24.4
18)	Detroit	11	11	8	72.7	10	90.9	0	0	24.5
19)	Kansas City	13	13	8	61.5	9	69.2	0	2	24.5
20)	Los Angeles Rams	14	14	13	92.9	14	100.0	0	1	24.7
21)	Atlanta	13	13	10	76.9	11	84.6	0	1	24.8
22)	Carolina	9	9	9	100.0	9	100.0	0	0	25.0
22t)	Cincinnati	5	4	4	100.0	4	80.0	0	0	25.0
22t)	Denver	12	12	12	100.0	12	100.0	0	0	25.0
25)	Green Bay	9	9	4	44.4	6	66.7	0	1	25.1
26)	Seattle	7	7	4	57.1	5	71.4	0	0	25.4
27)	New England	13	13	4	30.8	9	69.2	0	2	26.1
28)	Los Angeles Char	8	8	4	50.0	6	75.0	0	1	26.5
29)	Oakland	14	14	11	78.6	13	92.9	0	0	27.2
30)	Indianapolis	8	8	4	50.0	4	50.0	0	2	27.3
31)	Houston	6	6	4	66.7	6	100.0	0	0	27.8
32)	New York Giants	5	5	1	20.0	2	40.0	1	2	28.2
	<b>Totals</b>	<b>299</b>	<b>289</b>	<b>187</b>	<b>64.7</b>	<b>248</b>	<b>85.8</b>	<b>3</b>	<b>44</b>	<b>24.2</b>

Note: Average team drive start DOES NOT include inside kicks or kickoffs at the end of a half unless either kickoff is returned for a touchdown. All other kickoffs (returned kickoffs, fair catches, touchback and kickoffs out of bounds) are included. Kickoffs resulting in the kicking team retaining possession are not included.

ADJ KO: Adjusted kickoffs are used to compute the Avg. Team Drive Start.

I20: The number of drives that start inside (not including) the 20 yd line.

**WEEK 2 / THROUGH MONDAY, SEPTEMBER 18, 2017**

**AFC / SINGLE-GAME HIGHS / PLAYERS**

**Most Points**-- 18, (3 times in Non-Overtime Games)  
**Passing Yards**-- 447, Brady, N.E. at N.O., 9/17, (30-39, 447, 3 td, 0 int)  
**Longest Pass**-- 78, A. Smith, K.C. at N.E., 9/7, (to Hunt, Kareem, td)  
**Passing Touchdowns**-- 4, A. Smith, K.C. at N.E., 9/7, (28-35, 368, 4 td, 0 int)  
**Passing Touchdowns**-- 4, Siemian, Denv. vs. Dal., 9/17, (22-32, 231, 4 td, 1 int)  
**Rushing Yards**-- 148, K. Hunt, K.C. at N.E., 9/7, (17-148, 1 td)  
**Rushing Attempts**-- 28, Ajayi, Miami at LA-C, 9/17, (28-122, 0 td)  
**Longest Rush**-- 58, K. Hunt, K.C. at N.E., 9/7  
**Receptions**-- 13, Landry, Miami at LA-C, 9/17, (13-78, 0 td)  
**Receiving Yards**-- 182, Brown, Pitt. at Clev., 9/10, (11-182, 0 td)  
**Kickoff Return Yards**-- 86, Thomas, K.C. at N.E., 9/7, (4-86, 0 td)  
**Kickoff Returns**-- 4, Thomas, K.C. at N.E., 9/7, (4-86, 0 td)  
**Longest Kickoff Return**-- 41, Patterson, Oak. at Tenn., 9/10  
**Longest Kickoff Return**-- 41, Erickson, Cin. vs. Hou., 9/14  
**Punt Return Yards**-- 57, Erickson, Cin. vs. Hou., 9/14, (4-57, 3 fc, 0 td)  
**Punt Returns**-- 4, Bray, Ind. vs. Ariz., 9/17 (OT), (4-23, 0 fc, 0 td)  
**Punt Returns**-- 4, Tate, Buff. vs. NY-J, 9/10, (4-35, 0 fc, 0 td)  
**Punt Returns**-- 4, Erickson, Cin. vs. Hou., 9/14, (4-57, 3 fc, 0 td)  
**Longest Punt Return**-- 46, Jackson, Tenn. at Jax , 9/17  
**Interceptions**-- 1, Hooker, Ind. vs. Ariz., 9/17 (OT), (1-32, 0 td)  
**Interceptions**-- 1, (24 times in Non-Overtime Games)  
**Longest Interception Return**-- 103, Talib, Denv. vs. Dal., 9/17, td  
**Sacks**-- 4.0, Campbell, Jax at Hou., 9/10  
**Scrimmage Yards**-- 246, K. Hunt, K.C. at N.E., 9/7, (Rush 17-148, Rec 5-98)  
**Longest Punt**-- 67, Colquitt, Clev. at Balt., 9/17  
**Punts**-- 9, Lechler, Hou. at Cin., 9/14, (9-440, 48.9)  
**Field Goals Made**-- 4, (3 times in Non-Overtime Games)  
**Longest Field Goal**-- 54, Parkey, Miami at LA-C, 9/17

**NFC / SINGLE-GAME HIGHS / PLAYERS**

**Most Points**-- 14, Zuerlein, LA-R vs. Ind., 9/10, (0 td, 3 fg, 5 xp, 0 2pt)  
**Passing Yards**-- 356, Brees, N.O. vs. N.E., 9/17, (27-45, 356, 2 td, 0 int)  
**Longest Pass**-- 88, Ryan, Atl. at Chi., 9/10, (to Hooper, Austin, td)  
**Passing Touchdowns**-- 4, Stafford, Det. vs. Ariz., 9/10, (29-41, 292, 4 td, 1 int)  
**Rushing Yards**-- 127, Cook, Minn. vs. N.O., 9/11, (22-127, 0 td)  
**Rushing Attempts**-- 24, E. Elliott, Dal. vs. NY-G, 9/10, (24-104, 0 td)  
**Longest Rush**-- 61, C. Thompson, Wash. at LA-R, 9/17, td  
**Longest Rush**-- 61, Hyde, S.F. at Sea., 9/17  
**Receptions**-- 10, Tate, Det. vs. Ariz., 9/10, (10-107, 0 td)  
**Receptions**-- 10, Witten, Dal. at Denv., 9/17, (10-97, 1 td)  
**Receiving Yards**-- 157, Thielen, Minn. vs. N.O., 9/11, (9-157, 0 td)  
**Kickoff Return Yards**-- 108, McKinnon, Minn. vs. N.O., 9/11, (4-108, 0 td)  
**Kickoff Returns**-- 4, McKinnon, Minn. vs. N.O., 9/11, (4-108, 0 td)  
**Longest Kickoff Return**-- 43, Lockett, Sea. at G.B., 9/10  
**Punt Return Yards**-- 101, Agnew, Det. at NY-G, 9/18, (3-101, 1 fc, 1 td)  
**Punt Returns**-- 5, McCaffrey, Car. vs. Buff., 9/17, (5-30, 1 fc, 0 td)  
**Longest Punt Return**-- 88, Agnew, Det. at NY-G, 9/18, td  
**Interceptions**-- 1, Mathieu, Ariz. at Ind., 9/17 (OT), (1-15, 0 td)  
**Interceptions**-- 1, (19 times in Non-Overtime Games)  
**Longest Interception Return**-- 82, Bethel, Ariz. at Det., 9/10, td  
**Sacks**-- 3.0, Ansah, Det. at NY-G, 9/18  
**Scrimmage Yards**-- 157, Thielen, Minn. vs. N.O., 9/11, (Rush 0-0, Rec 9-157)  
**Longest Punt**-- 69, O'Donnell, Chi. vs. Atl., 9/10  
**Punts**-- 7, Pinion, S.F. at Sea., 9/17, (7-307, 43.9)  
**Punts**-- 7, Ryan, Sea. vs. S.F., 9/17, (7-309, 44.1)  
**Field Goals Made**-- 4, Bailey, Dal. vs. NY-G, 9/10, (4-4, 48 lg)  
**Field Goals Made**-- 4, Lutz, N.O. at Minn., 9/11, (4-4, 43 lg)  
**Longest Field Goal**-- 58, Prater, Det. vs. Ariz., 9/10

**WEEK 2 / THROUGH MONDAY, SEPTEMBER 18, 2017**

**NFL / SINGLE-GAME HIGHS / PLAYERS**

**Most Points**-- 18, (3 times in Non-Overtime Games)  
**Passing Yards**-- 447, Brady, N.E. at N.O., 9/17, (30-39, 447, 3 td, 0 int)  
**Longest Pass**-- 88, Ryan, Atl. at Chi., 9/10, (to Hooper, Austin, td)  
**Passing Touchdowns**-- 4, (3 times in Non-Overtime Games)  
**Rushing Yards**-- 148, K. Hunt, K.C. at N.E., 9/7, (17-148, 1 td)  
**Rushing Attempts**-- 28, Ajayi, Miami at LA-C, 9/17, (28-122, 0 td)  
**Longest Rush**-- 61, C. Thompson, Wash. at LA-R, 9/17, td  
**Longest Rush**-- 61, Hyde, S.F. at Sea., 9/17  
**Receptions**-- 13, Landry, Miami at LA-C, 9/17, (13-78, 0 td)  
**Receiving Yards**-- 182, Brown, Pitt. at Clev., 9/10, (11-182, 0 td)  
**Kickoff Return Yards**-- 108, McKinnon, Minn. vs. N.O., 9/11, (4-108, 0 td)  
**Kickoff Returns**-- 4, Thomas, K.C. at N.E., 9/7, (4-86, 0 td)  
**Kickoff Returns**-- 4, McKinnon, Minn. vs. N.O., 9/11, (4-108, 0 td)  
**Longest Kickoff Return**-- 43, Lockett, Sea. at G.B., 9/10  
**Punt Return Yards**-- 101, Agnew, Det. at NY-G, 9/18, (3-101, 1 fc, 1 td)  
**Punt Returns**-- 5, McCaffrey, Car. vs. Buff., 9/17, (5-30, 1 fc, 0 td)  
**Longest Punt Return**-- 88, Agnew, Det. at NY-G, 9/18, td  
**Interceptions**-- 1, Hooker, Ind. vs. Ariz., 9/17 (OT), (1-32, 0 td)  
**Interceptions**-- 1, Mathieu, Ariz. at Ind., 9/17 (OT), (1-15, 0 td)  
**Interceptions**-- 1, (43 times in Non-Overtime Games)  
**Longest Interception Return**-- 103, Talib, Denv. vs. Dal., 9/17, td  
**Sacks**-- 4.0, Campbell, Jax at Hou., 9/10  
**Scrimmage Yards**-- 246, K. Hunt, K.C. at N.E., 9/7, (Rush 17-148, Rec 5-98)  
**Longest Punt**-- 69, O'Donnell, Chi. vs. Atl., 9/10  
**Punts**-- 9, Lechler, Hou. at Cin., 9/14, (9-440, 48.9)  
**Field Goals Made**-- 4, (5 times in Non-Overtime Games)  
**Longest Field Goal**-- 58, Prater, Det. vs. Ariz., 9/10

**WEEK 2 / THROUGH MONDAY, SEPTEMBER 18, 2017**

**300-Yard Passing Games**

447, Brady, NE at NO 09/17 (30-39, 3 TD)  
368, A. Smith, KC at NE 09/07 (28-35, 4 TD)  
356, Brees, NO vs. NE 09/17 (27-45, 2 TD)  
346, Bradford, MIN vs. NO 09/11 (27-32, 3 TD)  
343, A. Rodgers, GB at ATL 09/17 (33-50, 2 TD)  
333, Wentz, PHI at KC 09/17 (25-46, 2 TD)  
332, Palmer, ARI at IND 09/17 (ot) (19-36, 1 TD)  
331, Rivers, LAC vs. MIA 09/17 (31-39, 1 TD)  
321, Ryan, ATL at CHI 09/10 (21-30, 1 TD)  
311, A. Rodgers, GB vs. SEA 09/10 (28-42, 1 TD)  
307, Wentz, PHI at WAS 09/10 (26-39, 2 TD)  
306, Goff, LAR vs. IND 09/10 (21-29, 1 TD)  
301, Glennon, CHI at TB 09/17 (31-45, 1 TD)

**100-Yard Receiving Games**

182, Brown, PIT at CLE 09/10 (11 rec., 0 TD)  
157, Thielen, MIN vs. NO 09/11 (9 rec., 0 TD)  
133, Hill, KC at NE 09/07 (7 rec., 1 TD)  
128, Hooper, ATL at CHI 09/10 (2 rec., 1 TD)  
120, Nelson, ARI at IND 09/17 (ot) (5 rec., 1 TD)  
116, Gronkowski, NE at NO 09/17 (6 rec., 1 TD)  
108, Ju. Jones, ATL vs. GB 09/17 (5 rec., 0 TD)  
107, Tate, DET vs. ARI 09/10 (10 rec., 0 TD)  
103, Kelce, KC vs. PHI 09/17 (8 rec., 1 TD)  
100, Allen, LAC vs. MIA 09/17 (9 rec., 0 TD)  
100, Amendola, NE vs. KC 09/07 (6 rec., 0 TD)

**100-Yard Rushing Games**

148, K. Hunt, KC at NE 09/07 (17 att., 1 TD)  
127, Cook, MIN vs. NO 09/11 (22 att., 0 TD)  
124, Hyde, SF at SEA 09/17 (15 att., 0 TD)  
122, Ajayi, MIA at LAC 09/17 (28 att., 0 TD)  
118, C. Anderson, DEN vs. DAL 09/17 (25 att., 1 TD)  
110, McCoy, BUF vs. NYJ 09/10 (22 att., 0 TD)  
104, E. Elliott, DAL vs. NYG 09/10 (24 att., 0 TD)  
100, Fournette, JAX at HOU 09/10 (26 att., 1 TD)

**WEEK 2 / THROUGH MONDAY, SEPTEMBER 18, 2017****AFC / LEADING PASSERS**

Player, Team	Att	Comp	Pct		Avg		Pct			Pct Rating	
			Comp	Yds	Gain	TD	TD	Long	Int	Int	Points
A. Smith, K.C.	63	49	77.8	619	9.83	5	7.9	78t	0	0.0	134.1
Carr, Oak.	60	45	75.0	492	8.20	5	8.3	39	0	0.0	126.5
Siemian, Den.	60	39	65.0	450	7.50	6	10.0	44	2	3.3	106.9
Rivers, LA-C	72	53	73.6	523	7.26	4	5.6	38t	1	1.4	106.4
Brady, N.E.	75	46	61.3	714	9.52	3	4.0	54	0	0.0	106.2
Cutler, Mia.	33	24	72.7	230	6.97	1	3.0	31	0	0.0	101.8
Roethlisberger, Pit.	71	47	66.2	506	7.13	4	5.6	51	1	1.4	99.9
Flacco, Bal.	51	34	66.7	338	6.63	3	5.9	48t	2	3.9	88.5
Taylor, Buf.	53	33	62.3	349	6.58	2	3.8	47	1	1.9	86.1
Mariota, Ten.	68	40	58.8	471	6.93	1	1.5	42	1	1.5	78.7
McCown, NY-J	64	43	67.2	353	5.52	2	3.1	34t	2	3.1	78.5
Bortles, Jac.	55	31	56.4	348	6.33	2	3.6	29	2	3.6	72.4
*Watson, Hou.	47	27	57.4	227	4.83	1	2.1	26	1	2.1	68.3
Brissett, Ind.	40	22	55.0	267	6.67	0	0.0	50	1	2.5	65.3
*Kizer, Cle.	61	35	57.4	404	6.62	1	1.6	35	4	6.6	55.6
Dalton, Cin.	66	36	54.5	394	5.97	0	0.0	50	4	6.1	47.2

**AFC / LEADING PASSERS, RANKS**

Player, Team	Att	Comp	Pct		Avg		Pct			Pct Rating	
			Comp	Yds	Gain	TD	TD	Long	Int	Int	Points
A. Smith, K.C.	7	2	1	2	1	2t	3		1t	1t	1
Carr, Oak.	9t	5	2	5	3	2t	2		1t	1t	2
Siemian, Den.	9t	8	8	7	4	1	1		11t	12	3
Rivers, LA-C	2	1	3	3	5	4t	6		5t	5	4
Brady, N.E.	1	4	10	1	2	6t	7		1t	1t	5
Cutler, Mia.	16	15	4	15	7	11t	11		1t	1t	6
Roethlisberger, Pit.	3	3	7	4	6	4t	5		5t	6	7
Flacco, Bal.	13	11	6	13	10	6t	4		11t	14	8
Taylor, Buf.	12	12	9	11	12	8t	8		5t	8	9
Mariota, Ten.	4	7	11	6	8	11t	14		5t	7	10
McCown, NY-J	6	6	5	10	15	8t	10		11t	11	11
Bortles, Jac.	11	13	14	12	13	8t	9		11t	13	12
*Watson, Hou.	14	14	12	16	16	11t	12		5t	9	13
Brissett, Ind.	15	16	15	14	9	16t	15t		5t	10	14
*Kizer, Cle.	8	10	13	8	11	11t	13		15t	16	15
Dalton, Cin.	5	9	16	9	14	16t	15t		15t	15	16



**WEEK 2 / THROUGH MONDAY, SEPTEMBER 18, 2017****AFC / FOURTH-QUARTER PASSING LEADERS**

Rank	Player, Team	Att	Comp	Comp%	Yards	YPA	TD	TD%	Int	Int%	Rating
1)	A. Smith, K.C.	16	12	75.0	206	12.88	2	12.5	0	0.0	156.3
2)	Carr, Oak.	15	13	86.7	135	9.00	2	13.3	0	0.0	143.8
3)	Bortles, Jac.	13	10	76.9	145	11.15	1	7.7	0	0.0	138.3
4)	Rivers, LA-C	30	23	76.7	205	6.83	2	6.7	0	0.0	116.7
5)	Cutler, Mia.	8	6	75.0	58	7.25	0	0.0	0	0.0	94.8
6)	Mariota, Ten.	19	10	52.6	131	6.89	1	5.3	0	0.0	92.2
7)	Taylor, Buf.	15	11	73.3	98	6.53	0	0.0	0	0.0	90.4
8)	Brissett, Ind.	14	8	57.1	116	8.29	0	0.0	0	0.0	84.2
9)	Brady, N.E.	16	9	56.3	130	8.13	0	0.0	0	0.0	82.8
10)	Roethlisberger, Pit.	20	15	75.0	175	8.75	0	0.0	1	5.0	80.2
11)	*Kizer, Cle.	28	15	53.6	179	6.39	1	3.6	2	7.1	55.5
12)	*Watson, Hou.	18	11	61.1	101	5.61	0	0.0	1	5.6	53.2
13)	Dalton, Cin.	20	9	45.0	109	5.45	0	0.0	1	5.0	41.5
14)	McCown, NY-J	17	8	47.1	77	4.53	1	5.9	2	11.8	40.2

**AFC / THIRD-DOWN PASSING LEADERS**

Rank	Player, Team	Att	Comp	Comp%	Yards	YPA	TD	TD%	Int	Int%	Rating
1)	Brady, N.E.	18	11	61.1	168	9.33	2	11.1	0	0.0	128.9
2)	Carr, Oak.	15	11	73.3	128	8.53	1	6.7	0	0.0	121.0
3)	Siemian, Den.	20	14	70.0	163	8.15	4	20.0	1	5.0	113.1
4)	McCown, NY-J	20	15	75.0	162	8.10	2	10.0	1	5.0	110.8
5)	A. Smith, K.C.	13	8	61.5	74	5.69	1	7.7	0	0.0	102.7
6)	Flacco, Bal.	12	6	50.0	78	6.50	1	8.3	0	0.0	98.6
7)	Cutler, Mia.	9	9	100.0	59	6.56	0	0.0	0	0.0	94.0
8)	Roethlisberger, Pit.	21	12	57.1	91	4.33	3	14.3	1	4.8	87.5
9)	Mariota, Ten.	21	12	57.1	158	7.52	0	0.0	0	0.0	81.1
10)	Taylor, Buf.	18	12	66.7	110	6.11	1	5.6	1	5.6	78.5
11)	Brissett, Ind.	16	9	56.3	74	4.63	0	0.0	0	0.0	68.2
12)	Rivers, LA-C	18	10	55.6	60	3.33	0	0.0	1	5.6	39.1
13)	Bortles, Jac.	20	8	40.0	94	4.70	0	0.0	1	5.0	34.2
14)	Dalton, Cin.	18	8	44.4	101	5.61	0	0.0	2	11.1	22.9
15)	*Kizer, Cle.	14	6	42.9	82	5.86	0	0.0	2	14.3	22.6

**WEEK 2 / THROUGH MONDAY, SEPTEMBER 18, 2017****AFC / LEADING RUSHERS**

Rank	Player, Team	Att	Yards	Avg	Long	TD
1)	*K. Hunt, K.C.	30	229	7.6	58	3
2)	C. Anderson, Den.	45	199	4.4	28	1
3)	*Fournette, Jac.	40	140	3.5	17	2
4)	Allen, Bal.	35	137	3.9	37	0
5)	L. Miller, Hou.	35	126	3.6	19	0
6)	Ajayi, Mia.	28	122	4.4	20	0
7)	Lynch, Oak.	30	121	4.0	14	1
8t)	Bell, Pit.	37	119	3.2	15	0
8t)	McCoy, Buf.	34	119	3.5	27	0
10)	Henry, Ten.	20	117	5.9	17t	1
11)	Gillislee, N.E.	33	114	3.5	16	4
12)	West, Bal.	27	102	3.8	12	2
13)	Taylor, Buf. (QB)	16	93	5.8	14	0
14)	Gore, Ind.	24	88	3.7	16	1
15)	Charles, Den.	19	86	4.5	14	0
16)	*Watson, Hou. (QB)	7	83	11.9	49t	1
17)	Richard, Oak.	11	80	7.3	52t	1
18)	Crowell, Cle.	27	70	2.6	17	0
19t)	Forte, NY-J	15	69	4.6	16	0
19t)	Murray, Ten.	21	69	3.3	21	0
21)	Gordon, LA-C	27	67	2.5	21	1
22)	Patterson, Oak. (WR)	4	62	15.5	43t	1
23)	Ivory, Jac.	15	59	3.9	17	0
24t)	Bernard, Cin.	12	50	4.2	23	0
24t)	Mariota, Ten. (QB)	9	50	5.6	15	1
26)	White, N.E.	12	49	4.1	10	0
27)	Tolbert, Buf.	15	47	3.1	16	1
28)	*Mixon, Cin.	17	45	2.6	8	0
29)	*Foreman, Hou.	13	44	3.4	9	0
30t)	Hill, Cin.	12	43	3.6	12	0
30t)	*Kizer, Cle. (QB)	10	43	4.3	13	1
32t)	Bortles, Jac. (QB)	7	42	6.0	15	0
32t)	Collins, Bal.	7	42	6.0	16	0
34)	Oliver, LA-C	7	41	5.9	26	0
35)	Powell, NY-J	13	35	2.7	11	0
36)	Siemian, Den. (QB)	11	33	3.0	8	1
37)	McCown, NY-J (QB)	6	31	5.2	22	1
38)	*McGuire, NY-J	6	29	4.8	11	0
39t)	A. Smith, K.C. (QB)	9	24	2.7	12	0
39t)	Washington, Oak.	9	24	2.7	10	0
41)	D. Lewis, N.E.	6	23	3.8	13	0
42)	Brissett, Ind. (QB)	6	22	3.7	11	0
43t)	D. Johnson, Cle.	4	21	5.3	16	0
43t)	*Mack, Ind.	16	21	1.3	24	1
43t)	West, K.C.	1	21	21.0	21t	1
46)	*Conner, Pit.	5	20	4.0	9	0
47t)	Burkhead, N.E.	5	18	3.6	14	0
47t)	Fluellen, Ten.	3	18	6.0	10	0
47t)	Turbin, Ind.	5	18	3.6	5	0
50)	Hogan, N.E. (WR)	3	17	5.7	13	0

**AFC / THIRD-AND-ONE RUSHING LEADERS**

Rank	Player, Team	Att	FD	Pct
1t)	Dalton, Cin.	2	2	100.0
1t)	Henry, Ten.	2	2	100.0
1t)	Ivory, Jac.	2	2	100.0
1t)	Turbin, Ind.	2	2	100.0
1t)	West, Bal.	2	2	100.0
1t)	Ajayi, Mia.	1	1	100.0
1t)	Brissett, Ind.	1	1	100.0
1t)	Charles, Den.	1	1	100.0
1t)	Gillislee, N.E.	1	1	100.0
1t)	*K. Hunt, K.C.	1	1	100.0
1t)	*Kizer, Cle.	1	1	100.0
1t)	Lynch, Oak.	1	1	100.0
1t)	Patterson, Oak.	1	1	100.0
1t)	Powell, NY-J	1	1	100.0

**WEEK 2 / THROUGH MONDAY, SEPTEMBER 18, 2017****AFC / LEADERS IN RECEPTIONS**

Rank	Player, Team	Rec	Yards	Avg	Long	TD
1)	Brown, Pit.	16	244	15.3	50	0
2t)	Allen, LA-C	14	135	9.6	24	1
2t)	Hopkins, Hou.	14	128	9.1	25	1
4t)	Kelce, K.C. (TE)	13	143	11.0	44	1
4t)	Landry, Mia.	13	78	6.0	18	0
6t)	Crabtree, Oak.	12	163	13.6	26t	3
6t)	Gordon, LA-C (RB)	12	90	7.5	16	1
8t)	Hill, K.C.	11	176	16.0	75t	1
8t)	De. Thomas, Den.	11	138	12.5	29	0
8t)	Walker, Ten. (TE)	11	137	12.5	23	0
8t)	Kearse, NY-J	11	123	11.2	34t	2
8t)	White, N.E. (RB)	11	115	10.5	26	0
8t)	McCoy, Buf. (RB)	11	83	7.5	21	0
14t)	Green, Cin.	10	141	14.1	50	0
14t)	Doyle, Ind. (TE)	10	120	12.0	21	0
14t)	James, Pit. (TE)	10	68	6.8	19	2
17t)	Hurns, Jac.	9	124	13.8	20	1
17t)	Ty. Williams, LA-C	9	108	12.0	23	0
17t)	Cooper, Oak.	9	95	10.6	23	1
17t)	Sanders, Den.	9	88	9.8	25	2
17t)	J. Cook, Oak. (TE)	9	81	9.0	22	0
22t)	Gronkowski, N.E. (TE)	8	149	18.6	53t	1
22t)	*K. Hunt, K.C. (RB)	8	126	15.8	78t	2
22t)	Matthews, Ten.	8	114	14.3	24	0
22t)	Watson, Bal. (TE)	8	91	11.4	23	0
26t)	Hilton, Ind.	7	106	15.1	32	0
26t)	Higgins, Cle.	7	95	13.6	35	0
26t)	Henry, LA-C (TE)	7	80	11.4	17	0
26t)	C. Clay, Buf. (TE)	7	76	10.9	35	1
26t)	Lee, Jac.	7	76	10.9	19	0
26t)	*Davis, Ten.	7	73	10.4	23	0
26t)	A. Wilson, K.C.	7	59	8.4	13	0
26t)	Forte, NY-J (RB)	7	58	8.3	34	0
26t)	LaFell, Cin.	7	54	7.7	13	0
26t)	Ervin, Hou. (RB)	7	34	4.9	7	0
26t)	Bell, Pit. (RB)	7	19	2.7	10	0
37t)	DeValve, Cle. (TE)	6	103	17.2	49	0
37t)	Amendola, N.E.	6	100	16.7	27	0
37t)	Conley, K.C.	6	98	16.3	35	0
37t)	Maclin, Bal.	6	87	14.5	48t	2
37t)	Hogan, N.E.	6	86	14.3	27	1
37t)	C. Coleman, Cle.	6	62	10.3	23	1
37t)	Rogers, Pit.	6	54	9.0	16	0
37t)	Anderson, NY-J	6	50	8.3	19	0
37t)	Decker, Ten.	6	42	7.0	16	0
46t)	Cooks, N.E.	5	125	25.0	54	0
46t)	Bryant, Pit.	5	105	21.0	51	1
46t)	Matthews, Buf.	5	91	18.2	47	0
46t)	D. Johnson, Cle. (RB)	5	79	15.8	34	0
46t)	L. Miller, Hou. (RB)	5	57	11.4	26	0
46t)	*Njoku, Cle. (TE)	5	47	9.4	23t	1
46t)	*Fournette, Jac. (RB)	5	45	9.0	12	0
46t)	Allen, Bal. (RB)	5	35	7.0	11	1
46t)	Washington, Oak. (RB)	5	33	6.6	13	0
46t)	M. Williams, Bal. (TE)	5	26	5.2	13	0
46t)	Powell, NY-J (RB)	5	17	3.4	8	0

**WEEK 2 / THROUGH MONDAY, SEPTEMBER 18, 2017****AFC / RECEIVING YARDAGE LEADERS**

Rank	Player, Team	Yards	Rec	Avg	Long	TD
1)	Brown, Pit.	244	16	15.3	50	0
2)	Hill, K.C.	176	11	16.0	75t	1
3)	Crabtree, Oak.	163	12	13.6	26t	3
4)	Gronkowski, N.E. (TE)	149	8	18.6	53t	1
5)	Kelce, K.C. (TE)	143	13	11.0	44	1
6)	Green, Cin.	141	10	14.1	50	0
7)	De. Thomas, Den.	138	11	12.5	29	0
8)	Walker, Ten. (TE)	137	11	12.5	23	0
9)	Allen, LA-C	135	14	9.6	24	1
10)	Hopkins, Hou.	128	14	9.1	25	1
11)	*K. Hunt, K.C. (RB)	126	8	15.8	78t	2
12)	Cooks, N.E.	125	5	25.0	54	0
13)	Hurns, Jac.	124	9	13.8	20	1
14)	Kearse, NY-J	123	11	11.2	34t	2
15)	Doyle, Ind. (TE)	120	10	12.0	21	0
16)	White, N.E. (RB)	115	11	10.5	26	0
17)	Matthews, Ten.	114	8	14.3	24	0
18)	Ty. Williams, LA-C	108	9	12.0	23	0
19)	Hilton, Ind.	106	7	15.1	32	0
20)	Bryant, Pit.	105	5	21.0	51	1
21)	DeValve, Cle. (TE)	103	6	17.2	49	0
22)	Amendola, N.E.	100	6	16.7	27	0
23)	Conley, K.C.	98	6	16.3	35	0
24t)	Cooper, Oak.	95	9	10.6	23	1
24t)	Higgins, Cle.	95	7	13.6	35	0
26t)	Matthews, Buf.	91	5	18.2	47	0
26t)	Watson, Bal. (TE)	91	8	11.4	23	0
28)	Gordon, LA-C (RB)	90	12	7.5	16	1
29)	Sanders, Den.	88	9	9.8	25	2
30)	Maclin, Bal.	87	6	14.5	48t	2
31)	Hogan, N.E.	86	6	14.3	27	1
32)	Parker, Mia.	85	4	21.3	31	0
33)	McCoy, Buf. (RB)	83	11	7.5	21	0
34)	J. Cook, Oak. (TE)	81	9	9.0	22	0
35)	Henry, LA-C (TE)	80	7	11.4	17	0
36)	D. Johnson, Cle. (RB)	79	5	15.8	34	0
37)	Landry, Mia.	78	13	6.0	18	0
38t)	C. Clay, Buf. (TE)	76	7	10.9	35	1
38t)	Lee, Jac.	76	7	10.9	19	0
40)	*Davis, Ten.	73	7	10.4	23	0
41t)	Dorsett, N.E.	68	3	22.7	38	0
41t)	James, Pit. (TE)	68	10	6.8	19	2
41t)	Moncrief, Ind.	68	3	22.7	50	0
44t)	C. Coleman, Cle.	62	6	10.3	23	1
44t)	Erickson, Cin.	62	4	15.5	37	0
46t)	Louis, Cle.	59	4	14.8	29	0
46t)	A. Wilson, K.C.	59	7	8.4	13	0
48)	Forte, NY-J (RB)	58	7	8.3	34	0
49t)	L. Miller, Hou. (RB)	57	5	11.4	26	0
49t)	Richard, Oak. (RB)	57	3	19.0	39	0

**WEEK 2 / THROUGH MONDAY, SEPTEMBER 18, 2017****AFC / THIRD-DOWN RECEIVING LEADERS**

Rank	Player, Team	Rec	Yards	Avg	Long	TD
1)	Landry, Mia.	6	22	3.7	12	0
2t)	Gronkowski, N.E. (TE)	5	109	21.8	53t	1
2t)	De. Thomas, Den.	5	84	16.8	29	0
2t)	Kearse, NY-J	5	79	15.8	34t	2
2t)	Brown, Pit.	5	46	9.2	12	0
2t)	Allen, LA-C	5	35	7.0	9	0
7t)	Matthews, Ten.	4	67	16.8	24	0
7t)	Hill, K.C.	4	38	9.5	14	0
9t)	Cooper, Oak.	3	48	16.0	23	0
9t)	Matthews, Buf.	3	43	14.3	15	0
9t)	Walker, Ten. (TE)	3	37	12.3	19	0
9t)	*Davis, Ten.	3	34	11.3	23	0
9t)	McCoy, Buf. (RB)	3	29	9.7	18	0
9t)	Doyle, Ind. (TE)	3	28	9.3	10	0
9t)	Lee, Jac.	3	27	9.0	14	0
9t)	James, Pit. (TE)	3	25	8.3	19	2
9t)	Fowler, Den.	3	21	7.0	10	2
9t)	C. Clay, Buf. (TE)	3	18	6.0	13	1
9t)	Anderson, NY-J	3	17	5.7	9	0
20t)	D. Johnson, Cle. (RB)	2	48	24.0	34	0
20t)	Forte, NY-J (RB)	2	46	23.0	34	0
20t)	Green, Cin.	2	40	20.0	27	0
20t)	Higgins, Cle.	2	40	20.0	35	0
20t)	Hurns, Jac.	2	29	14.5	16	0
20t)	C. Anderson, Den. (RB)	2	28	14.0	16t	1
20t)	Amendola, N.E.	2	27	13.5	22	0
20t)	Aiken, Ind.	2	26	13.0	14	0
20t)	Hogan, N.E.	2	19	9.5	13t	1
20t)	Kelce, K.C. (TE)	2	19	9.5	12	0
20t)	LaFell, Cin.	2	19	9.5	13	0
20t)	Holmes, Buf.	2	18	9.0	9	0
20t)	Richard, Oak. (RB)	2	18	9.0	12	0
20t)	Hopkins, Hou.	2	17	8.5	9	0
20t)	L. Miller, Hou. (RB)	2	17	8.5	12	0
20t)	J. Cook, Oak. (TE)	2	16	8.0	12	0
20t)	DeValve, Cle. (TE)	2	15	7.5	9	0
20t)	Anderson, Hou. (TE)	2	14	7.0	11	0
20t)	Washington, Oak. (RB)	2	14	7.0	9	0
20t)	White, N.E. (RB)	2	13	6.5	12	0
20t)	Ty. Williams, LA-C	2	13	6.5	9	0
20t)	Powell, NY-J (RB)	2	5	2.5	5	0
20t)	Turbin, Ind. (RB)	2	4	2.0	8	0
20t)	Bell, Pit. (RB)	2	3	1.5	2	0

**WEEK 2 / THROUGH MONDAY, SEPTEMBER 18, 2017****AFC / LEADING SCORERS, NONKICKERS**

Rank	Player, Team	TD	Rush	Rec	Ret	X2	Pts
1)	*K. Hunt, K.C. (RB)	5	3	2	0	0	30
2)	Gillislee, N.E. (RB)	4	4	0	0	0	24
3)	Crabtree, Oak. (WR)	3	0	3	0	0	18
4t)	C. Anderson, Den. (RB)	2	1	1	0	0	12
4t)	*Fournette, Jac. (RB)	2	2	0	0	0	12
4t)	Fowler, Den. (WR)	2	0	2	0	0	12
4t)	Gordon, LA-C (RB)	2	1	1	0	0	12
4t)	James, Pit. (TE)	2	0	2	0	0	12
4t)	Kearse, NY-J (WR)	2	0	2	0	0	12
4t)	Maclin, Bal. (WR)	2	0	2	0	0	12
4t)	Sanders, Den. (WR)	2	0	2	0	0	12
4t)	West, Bal. (RB)	2	2	0	0	0	12
13t)	Allen, Bal. (RB)	1	0	1	0	0	6
13t)	Allen, LA-C (WR)	1	0	1	0	0	6
13t)	Benjamin, LA-C (WR)	1	0	1	0	0	6
13t)	Bohanon, Jac. (RB)	1	0	1	0	0	6
13t)	Bryant, Pit. (WR)	1	0	1	0	0	6
13t)	Burkhead, N.E. (RB)	1	0	1	0	0	6
13t)	Chickillo, Pit. (LB)	1	0	0	1	0	6
13t)	C. Clay, Buf. (TE)	1	0	1	0	0	6
13t)	C. Coleman, Cle. (WR)	1	0	1	0	0	6
13t)	Cooper, Oak. (WR)	1	0	1	0	0	6
13t)	Fowler, Jac. (DE)	1	0	0	1	0	6
13t)	Fowler, Ten. (RB)	1	1	0	0	0	6
13t)	Gates, LA-C (TE)	1	0	1	0	0	6
13t)	Gore, Ind. (RB)	1	1	0	0	0	6
13t)	Green, Den. (TE)	1	0	1	0	0	6
13t)	Gronkowski, N.E. (TE)	1	0	1	0	0	6
13t)	Harris, K.C. (TE)	1	0	1	0	0	6
13t)	Henry, Ten. (RB)	1	1	0	0	0	6
13t)	Hill, K.C. (WR)	1	0	1	0	0	6
13t)	Hogan, N.E. (WR)	1	0	1	0	0	6
13t)	Holmes, Buf. (WR)	1	0	1	0	0	6
13t)	Hopkins, Hou. (WR)	1	0	1	0	0	6
13t)	Hurns, Jac. (WR)	1	0	1	0	0	6
13t)	Kelce, K.C. (TE)	1	0	1	0	0	6
13t)	*Kizer, Cle. (QB)	1	1	0	0	0	6
13t)	Lynch, Oak. (RB)	1	1	0	0	0	6
13t)	*Mack, Ind. (RB)	1	1	0	0	0	6
13t)	Mariota, Ten. (QB)	1	1	0	0	0	6
13t)	McCown, NY-J (QB)	1	1	0	0	0	6
13t)	*Njoku, Cle. (TE)	1	0	1	0	0	6
13t)	Patterson, Oak. (WR)	1	1	0	0	0	6
13t)	Richard, Oak. (RB)	1	1	0	0	0	6
13t)	Roberts, Oak. (WR)	1	0	1	0	0	6
13t)	Siemian, Den. (QB)	1	1	0	0	0	6
13t)	*J. Smith, Ten. (TE)	1	0	1	0	0	6
13t)	*Smith-Schuster, Pit. (WR)	1	0	1	0	0	6
13t)	Stills, Mia. (WR)	1	0	1	0	0	6
13t)	Talib, Den. (DB)	1	0	0	1	0	6
13t)	Tolbert, Buf. (RB)	1	1	0	0	0	6
13t)	Walker, Ten. (TE)	1	1	0	0	0	6
13t)	*Watson, Hou. (QB)	1	1	0	0	0	6
13t)	West, K.C. (RB)	1	1	0	0	0	6

**WEEK 2 / THROUGH MONDAY, SEPTEMBER 18, 2017****AFC / LEADING SCORERS, KICKERS**

Rank	Player, Team	PAT	FG	Pct	Long	Pts
1t)	Succop, Ten.	5/ 5	6/ 7	.857	52	23
1t)	Tavecchio, Oak.	8/ 8	5/ 5	1.000	52	23
3)	Gostkowski, N.E.	6/ 7	5/ 5	1.000	32	21
4)	Boswell, Pit.	5/ 5	4/ 4	1.000	46	17
5t)	Myers, Jac.	3/ 4	4/ 5	.800	43	15
5t)	Santos, K.C.	9/ 9	2/ 2	1.000	39	15
7t)	Catanzaro, NY-J	2/ 2	4/ 4	1.000	52	14
7t)	Tucker, Bal.	5/ 5	3/ 4	.750	28	14
9)	Parkey, Mia.	1/ 1	4/ 4	1.000	54	13
10)	McManus, Den.	9/ 9	1/ 3	.333	20	12
11)	Vinatieri, Ind.	1/ 2	3/ 4	.750	46	10
12)	Bullock, Cin.	0/ 0	3/ 3	1.000	39	9
13t)	Fairbairn, Hou.	2/ 2	2/ 2	1.000	42	8
13t)	*Gonzalez, Cle.	2/ 2	2/ 2	1.000	38	8
13t)	*Koo, LA-C	5/ 5	1/ 4	.250	41	8
16)	Hauschka, Buf.	3/ 3	1/ 2	.500	45	6

**AFC / TOUCHBACKS ON KICKOFFS**

Rank	Player, Team	TB
1)	McManus, Den.	12
2)	Tavecchio, Oak.	11
3t)	Boswell, Pit.	8
3t)	Myers, Jac.	8
3t)	Santos, K.C.	8
6)	Tucker, Bal.	7
7t)	*Gonzalez, Cle.	6
7t)	Succop, Ten.	6
9t)	Bullock, Cin.	4
9t)	Catanzaro, NY-J	4
9t)	Fairbairn, Hou.	4
9t)	Gostkowski, N.E.	4
9t)	Hauschka, Buf.	4
9t)	*Koo, LA-C	4
9t)	*Sanchez, Ind.	4
16)	Parkey, Mia.	2

**WEEK 2 / THROUGH MONDAY, SEPTEMBER 18, 2017**

**AFC / MOST YARDS FROM SCRIMMAGE**

Rank	Player, Team	Total			Rushing			Receiving		
		Yards	Att+Rec	Avg	Yards	Att	Avg	Yards	Rec	Avg
1)	*K. Hunt, K.C. (RB)	355	38	9.3	229	30	7.6	126	8	15.8
2)	Brown, Pit. (WR)	244	16	15.3	0	0	---	244	16	15.3
3)	C. Anderson, Den. (RB)	242	49	4.9	199	45	4.4	43	4	10.8
4)	McCoy, Buf. (RB)	202	45	4.5	119	34	3.5	83	11	7.5
5)	Hill, K.C. (WR)	187	14	13.4	11	3	3.7	176	11	16.0
6)	*Fournette, Jac. (RB)	185	45	4.1	140	40	3.5	45	5	9.0
7)	L. Miller, Hou. (RB)	183	40	4.6	126	35	3.6	57	5	11.4
8)	Allen, Bal. (RB)	172	40	4.3	137	35	3.9	35	5	7.0
9)	White, N.E. (RB)	164	23	7.1	49	12	4.1	115	11	10.5
10)	Crabtree, Oak. (WR)	163	12	13.6	0	0	---	163	12	13.6
11)	Gordon, LA-C (RB)	157	39	4.0	67	27	2.5	90	12	7.5
12)	Gronkowski, N.E. (TE)	149	8	18.6	0	0	---	149	8	18.6
13)	Kelce, K.C. (TE)	147	14	10.5	4	1	4.0	143	13	11.0
14t)	Green, Cin. (WR)	141	10	14.1	0	0	---	141	10	14.1
14t)	Lynch, Oak. (RB)	141	32	4.4	121	30	4.0	20	2	10.0
16t)	Bell, Pit. (RB)	138	44	3.1	119	37	3.2	19	7	2.7
16t)	De. Thomas, Den. (WR)	138	11	12.5	0	0	---	138	11	12.5
16t)	Walker, Ten. (TE)	138	12	11.5	1	1	1.0	137	11	12.5
19)	Richard, Oak. (RB)	137	14	9.8	80	11	7.3	57	3	19.0
20)	Allen, LA-C (WR)	135	14	9.6	0	0	---	135	14	9.6
21)	Cooks, N.E. (WR)	131	7	18.7	6	2	3.0	125	5	25.0
22)	Hopkins, Hou. (WR)	128	14	9.1	0	0	---	128	14	9.1
23)	Forte, NY-J (RB)	127	22	5.8	69	15	4.6	58	7	8.3
24)	Ajayi, Mia. (RB)	126	30	4.2	122	28	4.4	4	2	2.0
25)	West, Bal. (RB)	125	29	4.3	102	27	3.8	23	2	11.5
26)	Hurns, Jac. (WR)	124	9	13.8	0	0	---	124	9	13.8
27)	Kearse, NY-J (WR)	123	11	11.2	0	0	---	123	11	11.2
28)	Doyle, Ind. (TE)	120	10	12.0	0	0	---	120	10	12.0
29)	Henry, Ten. (RB)	117	20	5.9	117	20	5.9	0	0	---
30t)	Gillislee, N.E. (RB)	114	33	3.5	114	33	3.5	0	0	---
30t)	Matthews, Ten. (WR)	114	8	14.3	0	0	---	114	8	14.3
32)	Bryant, Pit. (WR)	112	6	18.7	7	1	7.0	105	5	21.0
33)	Ty. Williams, LA-C (WR)	108	9	12.0	0	0	---	108	9	12.0
34)	Hilton, Ind. (WR)	106	7	15.1	0	0	---	106	7	15.1
35)	Bernard, Cin. (RB)	105	15	7.0	50	12	4.2	55	3	18.3
36t)	Crowell, Cle. (RB)	103	29	3.6	70	27	2.6	33	2	16.5
36t)	DeValve, Cle. (TE)	103	6	17.2	0	0	---	103	6	17.2
36t)	Hogan, N.E. (WR)	103	9	11.4	17	3	5.7	86	6	14.3
39)	Ivory, Jac. (RB)	101	19	5.3	59	15	3.9	42	4	10.5
40t)	Amendola, N.E. (WR)	100	6	16.7	0	0	---	100	6	16.7
40t)	D. Johnson, Cle. (RB)	100	9	11.1	21	4	5.3	79	5	15.8
42)	Higgins, Cle. (WR)	99	8	12.4	4	1	4.0	95	7	13.6
43t)	Conley, K.C. (WR)	98	6	16.3	0	0	---	98	6	16.3
43t)	Gore, Ind. (RB)	98	25	3.9	88	24	3.7	10	1	10.0
45)	Cooper, Oak. (WR)	95	9	10.6	0	0	---	95	9	10.6
46)	Taylor, Buf. (QB)	93	16	5.8	93	16	5.8	0	0	---
47)	Charles, Den. (RB)	92	20	4.6	86	19	4.5	6	1	6.0
48t)	Matthews, Buf. (WR)	91	5	18.2	0	0	---	91	5	18.2
48t)	Watson, Bal. (TE)	91	8	11.4	0	0	---	91	8	11.4
50t)	Murray, Ten. (RB)	88	24	3.7	69	21	3.3	19	3	6.3
50t)	Sanders, Den. (WR)	88	9	9.8	0	0	---	88	9	9.8



**WEEK 2 / THROUGH MONDAY, SEPTEMBER 18, 2017****AFC / LEADERS IN FIRST DOWNS**

Rank	Player, Team	Rush	Rec	Tot
1)	*K. Hunt, K.C. (RB)	9	5	14
2)	C. Anderson, Den. (RB)	11	2	13
3)	Brown, Pit. (WR)	0	11	11
4t)	Gordon, LA-C (RB)	5	5	10
4t)	Walker, Ten. (TE)	1	9	10
4t)	West, Bal. (RB)	8	2	10
7t)	Allen, LA-C (WR)	0	9	9
7t)	Crabtree, Oak. (WR)	0	9	9
7t)	Gillislee, N.E. (RB)	9	0	9
7t)	White, N.E. (RB)	4	5	9
11t)	Bell, Pit. (RB)	7	1	8
11t)	*Fournette, Jac. (RB)	6	2	8
11t)	Lynch, Oak. (RB)	7	1	8
11t)	L. Miller, Hou. (RB)	4	4	8
11t)	De. Thomas, Den. (WR)	0	8	8
16t)	Cooper, Oak. (WR)	0	7	7
16t)	Gronkowski, N.E. (TE)	0	7	7
16t)	Henry, Ten. (RB)	7	0	7
16t)	Hill, K.C. (WR)	0	7	7
16t)	Hopkins, Hou. (WR)	0	7	7
16t)	Hurns, Jac. (WR)	0	7	7
16t)	Kelce, K.C. (TE)	1	6	7
16t)	McCoy, Buf. (RB)	4	3	7
16t)	Watson, Bal. (TE)	0	7	7
16t)	Ty. Williams, LA-C (WR)	0	7	7
26t)	Ajayi, Mia. (RB)	6	0	6
26t)	Allen, Bal. (RB)	4	2	6
26t)	Cooks, N.E. (WR)	1	5	6
26t)	Doyle, Ind. (TE)	0	6	6
26t)	Green, Cin. (WR)	0	6	6
26t)	Kearse, NY-J (WR)	0	6	6
26t)	Landry, Mia. (WR)	0	6	6
26t)	A. Wilson, K.C. (WR)	1	5	6
34t)	Charles, Den. (RB)	5	0	5
34t)	C. Clay, Buf. (TE)	0	5	5
34t)	C. Coleman, Cle. (WR)	0	5	5
34t)	Ivory, Jac. (RB)	3	2	5
34t)	Lee, Jac. (WR)	0	5	5
34t)	Matthews, Ten. (WR)	0	5	5
34t)	Richard, Oak. (RB)	2	3	5
34t)	Sanders, Den. (WR)	0	5	5
34t)	Taylor, Buf. (QB)	5	0	5
43t)	Amendola, N.E. (WR)	0	4	4
43t)	Bryant, Pit. (WR)	0	4	4
43t)	J. Cook, Oak. (TE)	0	4	4
43t)	Crowell, Cle. (RB)	2	2	4
43t)	*Davis, Ten. (WR)	0	4	4
43t)	DeValve, Cle. (TE)	0	4	4
43t)	Fiedorowicz, Hou. (TE)	0	4	4
43t)	Forte, NY-J (RB)	2	2	4
43t)	Henry, LA-C (TE)	0	4	4
43t)	Higgins, Cle. (WR)	0	4	4
43t)	Hilton, Ind. (WR)	0	4	4
43t)	Hogan, N.E. (WR)	1	3	4
43t)	James, Pit. (TE)	0	4	4
43t)	D. Johnson, Cle. (RB)	1	3	4
43t)	*Kizer, Cle. (QB)	4	0	4
43t)	Matthews, Buf. (WR)	0	4	4
43t)	Murray, Ten. (RB)	3	1	4
43t)	Parker, Mia. (WR)	0	4	4
43t)	Tolbert, Buf. (RB)	3	1	4

**WEEK 2 / THROUGH MONDAY, SEPTEMBER 18, 2017****AFC / LEADING PUNTERS**

Rank	Player, Team	No	Yards	Lg	Avg	TB	Blk	Dwn	OB	Opp Ret	Ret Yds	In 20	Net Avg
1)	King, Oak.	6	324	65	54.0	1	0	1	0	3	16	3	48.0
2)	Colquitt, Cle.	9	451	67	50.1	0	1	2	0	6	51	3	40.0
3)	Nortman, Jac.	9	433	61	48.1	1	0	0	2	3	76	1	37.4
4)	Lechler, Hou.	14	656	59	46.9	0	0	0	1	7	105	4	39.4
5)	*Sanchez, Ind.	13	605	53	46.5	0	0	0	5	4	21	5	44.9
6)	Edwards, NY-J	9	416	58	46.2	0	0	1	2	5	48	4	40.9
7)	Schmidt, Buf.	12	554	57	46.2	1	0	0	0	8	57	3	39.8
8t)	Dixon, Den.	6	273	53	45.5	0	0	1	1	2	16	3	42.8
8t)	Huber, Cin.	12	546	61	45.5	0	0	1	2	6	38	7	42.3
10)	Kern, Ten.	7	313	53	44.7	1	0	0	2	3	9	2	40.6
11)	Colquitt, K.C.	11	489	60	44.5	2	0	1	0	2	18	5	39.2
12)	Kaser, LA-C	9	400	62	44.4	0	0	2	1	6	69	5	36.8
13)	Koch, Bal.	11	485	63	44.1	1	0	1	2	4	14	6	41.0
14)	*Haack, Mia.	3	130	58	43.3	1	0	0	1	1	23	0	29.0
15)	Berry, Pit.	11	468	59	42.5	0	0	1	3	4	46	2	38.4
16)	R. Allen, N.E.	9	353	57	39.2	0	0	1	3	5	26	3	36.3

**AFC / LEADING PUNTERS, NET AVERAGE**

Rank	Player, Team	No	Yards	Lg	Avg	TB	Blk	Dwn	OB	Opp Ret	Ret Yds	In 20	Net Avg
1)	King, Oak.	6	324	65	54.0	1	0	1	0	3	16	3	48.0
2)	*Sanchez, Ind.	13	605	53	46.5	0	0	0	5	4	21	5	44.9
3)	Dixon, Den.	6	273	53	45.5	0	0	1	1	2	16	3	42.8
4)	Huber, Cin.	12	546	61	45.5	0	0	1	2	6	38	7	42.3
5)	Koch, Bal.	11	485	63	44.1	1	0	1	2	4	14	6	41.0
6)	Edwards, NY-J	9	416	58	46.2	0	0	1	2	5	48	4	40.9
7)	Kern, Ten.	7	313	53	44.7	1	0	0	2	3	9	2	40.6
8)	Colquitt, Cle.	9	451	67	50.1	0	1	2	0	6	51	3	40.0
9)	Schmidt, Buf.	12	554	57	46.2	1	0	0	0	8	57	3	39.8
10)	Lechler, Hou.	14	656	59	46.9	0	0	0	1	7	105	4	39.4
11)	Colquitt, K.C.	11	489	60	44.5	2	0	1	0	2	18	5	39.2
12)	Berry, Pit.	11	468	59	42.5	0	0	1	3	4	46	2	38.4
13)	Nortman, Jac.	9	433	61	48.1	1	0	0	2	3	76	1	37.4
14)	Kaser, LA-C	9	400	62	44.4	0	0	2	1	6	69	5	36.8
15)	R. Allen, N.E.	9	353	57	39.2	0	0	1	3	5	26	3	36.3
16)	*Haack, Mia.	3	130	58	43.3	1	0	0	1	1	23	0	29.0

**WEEK 2 / THROUGH MONDAY, SEPTEMBER 18, 2017****AFC / PUNT RETURN LEADERS**

Rank	Player, Team	Ret	FC	Yards	Avg	Long	TD
1)	*Jackson, Ten.	3	2	60	20.0	46	0
2)	*McKenzie, Den.	5	0	68	13.6	31	0
3)	Erickson, Cin.	7	5	71	10.1	26	0
4)	Ervin, Hou.	4	3	36	9.0	21	0
5)	Tate, Buf.	4	0	35	8.8	19	0
6)	*Peppers, Cle.	4	2	34	8.5	25	0
7)	Raymond, NY-J	5	3	38	7.6	25	0
8t)	Campanaro, Bal.	6	1	42	7.0	15	0
8t)	Grant, Mia.	3	0	21	7.0	14	0
10)	Rogers, Pit.	5	3	31	6.2	13	0
11)	Richard, Oak.	3	1	18	6.0	13	0
12)	Hill, K.C.	3	1	15	5.0	8	0
13)	Bray, Ind.	7	0	23	3.3	16	0

**AFC / KICKOFF RETURN LEADERS**

Rank	Player, Team	Ret	Yards	Avg	Long	TD
1)	Erickson, Cin.	3	87	29.0	41	0
2)	Raymond, NY-J	3	85	28.3	40	0
3)	Patterson, Oak.	4	111	27.8	41	0
4)	Bray, Ind.	3	79	26.3	30	0
5)	C. Grant, Jac.	3	74	24.7	28	0
6)	Drake, Mia.	3	71	23.7	34	0
7)	Thomas, K.C.	6	135	22.5	31	0
8t)	*Ekeler, LA-C	3	49	16.3	22	0
8t)	D. Lewis, N.E.	3	49	16.3	26	0

**WEEK 2 / THROUGH MONDAY, SEPTEMBER 18, 2017****AFC / LEADERS IN INTERCEPTIONS**

Rank	Player, Team	Int	Yards	Avg	Long	TD
1t)	Carr, Bal.	2	24	12.0	20	0
1t)	Webb, Bal.	2	10	5.0	10	0
3t)	Talib, Den.	1	103	***	103t	1
3t)	Gipson, Jac.	1	67	67.0	67	0
3t)	Burris, NY-J	1	48	48.0	48	0
3t)	*Hooker, Ind.	1	32	32.0	32	0
3t)	Mosley, Bal.	1	31	31.0	31	0
3t)	Kindred, Cle.	1	30	30.0	30	0
3t)	*Bowser, Bal.	1	27	27.0	27	0
3t)	C. Harris, Den.	1	23	23.0	23	0
3t)	*Watt, Pit.	1	17	17.0	17	0
3t)	Hyde, Buf.	1	12	12.0	12	0
3t)	Searcy, Ten.	1	8	8.0	8	0
3t)	J. Smith, Bal.	1	8	8.0	8	0
3t)	Phillips, LA-C	1	4	4.0	4	0
3t)	Jones, K.C.	1	-3	-3.0	-3	0
3t)	Riley, Ten.	1	2	2.0	2	0
3t)	Smith, Jac.	1	2	2.0	2	0
3t)	Weddle, Bal.	1	2	2.0	2	0
3t)	McCourty, Cle.	1	0	0.0	0	0
3t)	Poyer, Buf.	1	0	0.0	0	0
3t)	Roby, Den.	1	0	0.0	0	0
3t)	Vigil, Cin.	1	0	0.0	0	0

**WEEK 2 / THROUGH MONDAY, SEPTEMBER 18, 2017****AFC / LEADERS IN SACKS**

Rank	Player, Team	Sacks
1)	Campbell, Jac. (DE)	4.0
2t)	Atkins, Cin. (DT)	3.0
2t)	Houston, K.C. (LB)	3.0
2t)	Jones, K.C. (DE)	3.0
2t)	Suggs, Bal. (LB)	3.0
6)	Ingram, LA-C (LB)	2.5
7t)	Chickillo, Pit. (LB)	2.0
7t)	Edwards, Oak. (DE)	2.0
7t)	T. Flowers, N.E. (DE)	2.0
7t)	Hughes, Buf. (DE)	2.0
7t)	McCain, LA-C (DE)	2.0
7t)	McKinney, Hou. (LB)	2.0
7t)	Miller, Den. (LB)	2.0
7t)	Morgan, Ten. (LB)	2.0
7t)	Ngakoue, Jac. (DE)	2.0
7t)	Poyer, Buf. (DB)	2.0
7t)	*Watt, Pit. (LB)	2.0
7t)	*Wise, N.E. (DE)	2.0
19t)	Bosa, LA-C (DE)	1.5
19t)	McCray, Jac. (DE)	1.5
21t)	Alexander, Buf. (LB)	1.0
21t)	Bailey, K.C. (DE)	1.0
21t)	Barrett, Den. (LB)	1.0
21t)	*Bowser, Bal. (LB)	1.0
21t)	Burgess, Cle. (LB)	1.0
21t)	Dupree, Pit. (LB)	1.0
21t)	Ford, K.C. (LB)	1.0
21t)	Fowler, Jac. (DE)	1.0
21t)	Haden, Pit. (DB)	1.0
21t)	*Hairston, Ind. (DB)	1.0
21t)	Hargrave, Pit. (NT)	1.0
21t)	Hayes, Mia. (DE)	1.0
21t)	Heyward, Pit. (DE)	1.0
21t)	Hunt, Ind. (DE)	1.0
21t)	Jack, Jac. (LB)	1.0
21t)	Jackson, Hou. (DB)	1.0
21t)	Jackson, Jac. (DT)	1.0
21t)	Jefferson, Bal. (DB)	1.0
21t)	Joseph, Oak. (DB)	1.0
21t)	Kirksey, Cle. (LB)	1.0
21t)	Lawson, Buf. (DE)	1.0
21t)	Lee, NY-J (LB)	1.0
21t)	Logan, K.C. (NT)	1.0
21t)	Mack, Oak. (DE)	1.0
21t)	Nassib, Cle. (DE)	1.0
21t)	Onwuasor, Bal. (LB)	1.0
21t)	Orakpo, Ten. (LB)	1.0
21t)	Pierce, Bal. (DE)	1.0
21t)	Ridgeway, Ind. (DT)	1.0
21t)	Simon, Ind. (LB)	1.0
21t)	C. Smith, Cin. (DE)	1.0
21t)	Z. Smith, Bal. (LB)	1.0
21t)	Williams, Pit. (LB)	1.0
21t)	Woods, Ind. (NT)	1.0
21t)	Woodyard, Ten. (LB)	1.0
21t)	Yarbrough, Buf. (DE)	1.0

**WEEK 2 / THROUGH MONDAY, SEPTEMBER 18, 2017****AFC / FUMBLE RECOVERIES**

Rank	Player, Team	TotRec	OffRec	DefRec
1)	Brissett, Ind.	3	3	0
2)	Raymond, NY-J	2	2	0
3t)	Andrews, N.E.	1	1	0
3t)	Burns, Pit.	1	0	1
3t)	Campanaro, Bal.	1	1	0
3t)	Clowney, Hou.	1	0	1
3t)	Coley, Cle.	1	0	1
3t)	Fowler, Jac.	1	0	1
3t)	George, Ind.	1	0	1
3t)	Hayward, LA-C	1	0	1
3t)	Hill, K.C.	1	1	0
3t)	Holton, Oak.	1	0	1
3t)	Jones, Jac.	1	0	1
3t)	Joseph, Oak.	1	0	1
3t)	Judon, Bal.	1	0	1
3t)	Latimer, Den.	1	1	0
3t)	McCourty, N.E.	1	0	1
3t)	Milton, Ind.	1	1	0
3t)	Ngakoue, Jac.	1	0	1
3t)	Orchard, Cle.	1	1	0
3t)	*Peppers, Cle.	1	1	0
3t)	Pierce, Bal.	1	0	1
3t)	Sherman, K.C.	1	0	1
3t)	Tolzien, Ind.	1	1	0
3t)	Walden, Ten.	1	0	1
3t)	Washington, Oak.	1	1	0
3t)	Wright, Buf.	1	1	0

**AFC / OFFENSIVE FUMBLE RECOVERIES**

Rank	Player, Team	Ret	Yards	Avg	Long	TD
1)	Brissett, Ind.	3	0	0.0	0	0
2)	Raymond, NY-J	2	0	0.0	0	0
3t)	Andrews, N.E.	1	0	0.0	0	0
3t)	Campanaro, Bal.	1	0	0.0	0	0
3t)	Hill, K.C.	1	0	0.0	0	0
3t)	Latimer, Den.	1	0	0.0	0	0
3t)	Milton, Ind.	1	0	0.0	0	0
3t)	Orchard, Cle.	1	0	0.0	0	0
3t)	*Peppers, Cle.	1	0	0.0	0	0
3t)	Tolzien, Ind.	1	0	0.0	0	0
3t)	Washington, Oak.	1	0	0.0	0	0
3t)	Wright, Buf.	1	0	0.0	0	0

**AFC / DEFENSIVE FUMBLE RECOVERIES**

Rank	Player, Team	Ret	Yards	Avg	Long	TD
1t)	Fowler, Jac.	1	53	53.0	53t	1
1t)	Clowney, Hou.	1	49	49.0	49	0
1t)	Hayward, LA-C	1	11	11.0	11	0
1t)	Coley, Cle.	1	7	7.0	7	0
1t)	Burns, Pit.	1	0	0.0	0	0
1t)	George, Ind.	1	0	0.0	0	0
1t)	Holton, Oak.	1	0	0.0	0	0
1t)	Jones, Jac.	1	0	0.0	0	0
1t)	Joseph, Oak.	1	0	0.0	0	0
1t)	Judon, Bal.	1	0	0.0	0	0
1t)	McCourty, N.E.	1	0	0.0	0	0
1t)	Ngakoue, Jac.	1	0	0.0	0	0
1t)	Pierce, Bal.	1	0	0.0	0	0
1t)	Sherman, K.C.	1	0	0.0	0	0
1t)	Walden, Ten.	1	0	0.0	0	0

**WEEK 2 / THROUGH MONDAY, SEPTEMBER 18, 2017**

**NFC / LEADING PASSERS**

Player, Team	Att	Comp	Pct		Avg		Pct			Pct Rating	
			Comp	Yds	Gain	TD	TD	Long	Int	Int	Points
Bradford, Min.	32	27	84.4	346	10.81	3	9.4	44	0	0.0	143.0
Stafford, Det.	62	44	71.0	414	6.68	6	9.7	45t	1	1.6	114.6
Ryan, Atl.	58	40	69.0	573	9.88	2	3.4	88t	0	0.0	112.2
Goff, LA-R	54	36	66.7	530	9.81	2	3.7	69	1	1.9	103.2
Brees, N.O.	82	54	65.9	647	7.89	3	3.7	52	0	0.0	102.0
Winston, T.B.	30	18	60.0	204	6.80	1	3.3	21	0	0.0	91.5
Wentz, Phi.	85	51	60.0	640	7.53	4	4.7	58t	2	2.4	89.3
A. Rodgers, G.B.	92	61	66.3	654	7.11	3	3.3	33t	2	2.2	88.8
Newton, Car.	57	34	59.6	399	7.00	2	3.5	40t	1	1.8	85.3
Manning, NY-G	70	51	72.9	459	6.56	1	1.4	38	2	2.9	83.0
Cousins, Was.	67	41	61.2	419	6.25	2	3.0	34	1	1.5	82.9
Glennon, Chi.	85	57	67.1	514	6.05	2	2.4	22	2	2.4	81.2
Prescott, Dal.	89	54	60.7	506	5.69	3	3.4	35	2	2.2	78.2
Wilson, Sea.	66	37	56.1	356	5.39	1	1.5	34	0	0.0	76.3
Keenum, Min.	37	20	54.1	167	4.51	0	0.0	27	0	0.0	65.9
Palmer, Ariz	84	46	54.8	600	7.14	2	2.4	46	4	4.8	65.6
Hoyer, S.F.	62	39	62.9	292	4.71	0	0.0	22	2	3.2	60.7

**NFC / LEADING PASSERS, RANKS**

Player, Team	Att	Comp	Pct		Avg		Pct			Pct Rating	
			Comp	Yds	Gain	TD	TD	Long	Int	Int	Points
Bradford, Min.	16	15	1	14	1	3t	2		1t	1t	1
Stafford, Det.	10t	8	3	11	10	1	1		7t	8	2
Ryan, Atl.	12	10	4	5	2	7t	7		1t	1t	3
Goff, LA-R	14	13	6	6	3	7t	4		7t	10	4
Brees, N.O.	6	3t	8	2	4	3t	5		1t	1t	5
Winston, T.B.	17	17	12t	16	9	13t	9		1t	1t	6
Wentz, Phi.	3t	5t	12t	3	5	2	3		11t	13t	7
A. Rodgers, G.B.	1	1	7	1	7	3t	10		11t	11	8
Newton, Car.	13	14	14	12	8	7t	6		7t	9	9
Manning, NY-G	7	5t	2	9	11	13t	15		11t	15	10
Cousins, Was.	8	9	10	10	12	7t	11		7t	7	11
Glennon, Chi.	3t	2	5	7	13	7t	13		11t	13t	12
Prescott, Dal.	2	3t	11	8	14	3t	8		11t	12	13
Wilson, Sea.	9	12	15	13	15	13t	14		1t	1t	14
Keenum, Min.	15	16	17	17	17	16t	16t		1t	1t	15
Palmer, Ariz	5	7	16	4	6	7t	12		17	17	16
Hoyer, S.F.	10t	11	9	15	16	16t	16t		11t	16	17

**WEEK 2 / THROUGH MONDAY, SEPTEMBER 18, 2017****NFC / FOURTH-QUARTER PASSING LEADERS**

Rank	Player, Team	Att	Comp	Comp%	Yards	YPA	TD	TD%	Int	Int%	Rating
1)	Stafford, Det.	9	7	77.8	122	13.56	2	22.2	0	0.0	158.3
2)	Ryan, Atl.	13	8	61.5	182	14.00	1	7.7	0	0.0	131.1
3)	Brees, N.O.	32	26	81.3	258	8.06	2	6.3	0	0.0	121.1
4)	A. Rodgers, G.B.	29	19	65.5	232	8.00	2	6.9	0	0.0	113.0
5)	Wilson, Sea.	12	7	58.3	82	6.83	1	8.3	0	0.0	106.9
6)	Palmer, Ariz	24	15	62.5	224	9.33	2	8.3	1	4.2	103.5
7)	Newton, Car.	9	7	77.8	63	7.00	0	0.0	0	0.0	95.8
8)	Glennon, Chi.	52	34	65.4	329	6.33	2	3.8	0	0.0	95.8
9)	Cousins, Was.	19	12	63.2	130	6.84	1	5.3	1	5.3	78.8
10)	Prescott, Dal.	27	15	55.6	171	6.33	1	3.7	1	3.7	71.7
11)	Hoyer, S.F.	14	9	64.3	50	3.57	0	0.0	0	0.0	70.5
12)	Manning, NY-G	31	20	64.5	188	6.06	0	0.0	1	3.2	67.7
13)	Wentz, Phi.	27	14	51.9	141	5.22	1	3.7	1	3.7	64.0
14)	Keenum, Min.	12	6	50.0	44	3.67	0	0.0	0	0.0	59.0
15)	Winston, T.B.	3	1	33.3	9	3.00	0	0.0	0	0.0	42.4
16)	Goff, LA-R	9	5	55.6	67	7.44	0	0.0	1	11.1	39.8

**NFC / THIRD-DOWN PASSING LEADERS**

Rank	Player, Team	Att	Comp	Comp%	Yards	YPA	TD	TD%	Int	Int%	Rating
1)	Bradford, Min.	11	9	81.8	103	9.36	2	18.2	0	0.0	145.3
2)	Ryan, Atl.	11	6	54.5	163	14.82	1	9.1	0	0.0	129.9
3)	Stafford, Det.	23	17	73.9	146	6.35	2	8.7	0	0.0	119.1
4)	Goff, LA-R	18	13	72.2	153	8.50	1	5.6	0	0.0	116.2
5)	Wentz, Phi.	23	15	65.2	224	9.74	2	8.7	1	4.3	107.9
6)	Winston, T.B.	8	6	75.0	68	8.50	0	0.0	0	0.0	100.0
7)	Newton, Car.	17	9	52.9	127	7.47	1	5.9	0	0.0	96.9
8)	Brees, N.O.	21	12	57.1	156	7.43	1	4.8	0	0.0	96.5
9)	Manning, NY-G	20	16	80.0	143	7.15	0	0.0	0	0.0	96.5
10)	Glennon, Chi.	22	16	72.7	181	8.23	1	4.5	1	4.5	93.2
11)	A. Rodgers, G.B.	20	10	50.0	142	7.10	1	5.0	0	0.0	90.0
12)	Prescott, Dal.	23	14	60.9	126	5.48	0	0.0	0	0.0	75.6
13)	Wilson, Sea.	25	11	44.0	89	3.56	1	4.0	0	0.0	66.9
14)	Cousins, Was.	21	11	52.4	112	5.33	1	4.8	1	4.8	64.0
15)	Keenum, Min.	12	6	50.0	55	4.58	0	0.0	0	0.0	62.8
16)	Hoyer, S.F.	18	10	55.6	52	2.89	0	0.0	0	0.0	60.9
17)	Palmer, Ariz	25	13	52.0	166	6.64	0	0.0	1	4.0	56.4



**WEEK 2 / THROUGH MONDAY, SEPTEMBER 18, 2017****NFC / LEADING RUSHERS**

Rank	Player, Team	Att	Yards	Avg	Long	TD
1)	*Cook, Min.	34	191	5.6	33	0
2)	Hyde, S.F.	24	169	7.0	61	0
3)	*Carson, Sea.	26	132	5.1	30	0
4)	Gurley, LA-R	35	128	3.7	18	2
5)	Freeman, Atl.	31	121	3.9	17	3
6)	Abdullah, Det.	32	116	3.6	34	0
7)	E. Elliott, Dal.	33	112	3.4	10	0
8)	Kelley, Was.	22	108	4.9	21	0
9)	Stewart, Car.	33	105	3.2	10	0
10)	Montgomery, G.B.	29	89	3.1	8	2
11)	C. Thompson, Was.	6	81	13.5	61t	2
12)	*Cohen, Chi.	12	79	6.6	46	0
13)	Wilson, Sea. (QB)	14	74	5.3	29	0
14)	Ingram, N.O.	14	69	4.9	28	0
15t)	*Perine, Was.	21	67	3.2	12	0
15t)	Rodgers, T.B.	19	67	3.5	10	1
17)	Wentz, Phi. (QB)	8	61	7.6	24	0
18)	Howard, Chi.	22	59	2.7	11	1
19)	T. Coleman, Atl.	14	58	4.1	35	0
20)	*McCaffrey, Car.	21	57	2.7	11	0
21)	Sproles, Phi.	12	50	4.2	12	0
22)	Prescott, Dal. (QB)	6	48	8.0	17	0
23)	Barber, T.B.	10	47	4.7	14	0
24t)	Blount, Phi.	14	46	3.3	7	0
24t)	*Breida, S.F.	8	46	5.8	13	0
26t)	C. Johnson, Ariz	11	44	4.0	11	0
26t)	Peterson, N.O.	14	44	3.1	9	0
28t)	Cousins, Was. (QB)	7	37	5.3	10	0
28t)	Stafford, Det. (QB)	5	37	7.4	15	0
30)	K. Williams, Ariz	14	32	2.3	5	1
31t)	Darkwa, NY-G	6	31	5.2	12	0
31t)	D. Washington, Det.	9	31	3.4	6	0
33)	Newton, Car. (QB)	11	30	2.7	15	0
34)	A. Rodgers, G.B. (QB)	9	29	3.2	13	0
35)	Vereen, NY-G	6	28	4.7	8	0
36)	Perkins, NY-G	14	26	1.9	4	0
37)	Da. Johnson, Ariz	11	23	2.1	6	0
38t)	*Kamara, N.O.	8	21	2.6	5	0
38t)	McKinnon, Min.	6	21	3.5	10	0
40t)	Riddick, Det.	10	19	1.9	11	0
40t)	Ryan, Atl. (QB)	4	19	4.8	13	0
42)	M. Brown, LA-R	7	16	2.3	5	1
43)	*Williams, G.B.	4	15	3.8	6	0
44)	Austin, LA-R (WR)	4	14	3.5	9	0
45)	Shepard, NY-G (WR)	3	13	4.3	12	0
46)	Murray, Min.	5	12	2.4	4	0
47t)	Ellington, Ariz	2	11	5.5	6	0
47t)	Prosise, Sea.	4	11	2.8	8	0
49t)	Jo. Brown, Ariz (WR)	1	10	10.0	10	0
49t)	Cobb, G.B. (WR)	1	10	10.0	10	0
49t)	Redfern, Det. (P)	1	10	10.0	10	0

**NFC / THIRD-AND-ONE RUSHING LEADERS**

Rank	Player, Team	Att	FD	Pct
1t)	Freeman, Atl.	3	3	100.0
1t)	Rodgers, T.B.	2	2	100.0
1t)	Burton, Chi.	1	1	100.0
1t)	*Cook, Min.	1	1	100.0
1t)	Darkwa, NY-G	1	1	100.0
1t)	Murray, Min.	1	1	100.0
1t)	Palmer, Ariz	1	1	100.0
1t)	Prescott, Dal.	1	1	100.0
1t)	D. Washington, Det.	1	1	100.0
1t)	K. Williams, Ariz	1	1	100.0
1t)	Wilson, Sea.	1	1	100.0
12)	Gurley, LA-R	3	2	66.7
13)	T. Coleman, Atl.	2	1	50.0

**WEEK 2 / THROUGH MONDAY, SEPTEMBER 18, 2017****NFC / LEADERS IN RECEPTIONS**

Rank	Player, Team	Rec	Yards	Avg	Long	TD
1)	Witten, Dal. (TE)	17	156	9.2	28t	2
2)	*Cohen, Chi. (RB)	16	102	6.4	19t	1
3)	Cobb, G.B.	15	145	9.7	29	0
4t)	Thielen, Min.	14	201	14.4	44	0
4t)	Tate, Det.	14	132	9.4	19	0
6)	Ertz, Phi. (TE)	13	190	14.6	53	0
7)	Vereen, NY-G (RB)	12	78	6.5	20	0
8t)	D. Adams, G.B.	11	146	13.3	33t	1
8t)	Sanu, Atl.	11	132	12.0	24	0
8t)	Reed, Was. (TE)	11	84	7.6	16	0
11t)	Nelson, Ariz	10	163	16.3	45t	2
11t)	Thomas, N.O.	10	134	13.4	33	0
11t)	Jeffery, Phi.	10	130	13.0	24	1
11t)	Montgomery, G.B. (RB)	10	114	11.4	23	1
11t)	Baldwin, Sea.	10	107	10.7	34	0
11t)	Wright, Chi.	10	103	10.3	18	0
11t)	Williams, Dal.	10	85	8.5	23	0
11t)	Miller, Chi. (TE)	10	81	8.1	12	0
19t)	Ju. Jones, Atl.	9	174	19.3	34	0
19t)	Diggs, Min.	9	120	13.3	30	2
19t)	Garcon, S.F.	9	107	11.9	22	0
19t)	Bryant, Dal.	9	102	11.3	35	1
19t)	Fitzgerald, Ariz	9	95	10.6	33	0
19t)	Ingram, N.O. (RB)	9	78	8.7	18	0
19t)	*McCaffrey, Car. (RB)	9	72	8.0	16	0
19t)	Shepard, NY-G	9	67	7.4	12	0
19t)	Hyde, S.F. (RB)	9	51	5.7	10	0
19t)	E. Elliott, Dal. (RB)	9	50	5.6	30	0
19t)	Riddick, Det. (RB)	9	44	4.9	13	1
30t)	Gurley, LA-R (RB)	8	104	13.0	28	1
30t)	Pryor, Was.	8	97	12.1	28	0
30t)	*Engram, NY-G (TE)	8	93	11.6	31	1
30t)	Bennett, G.B. (TE)	8	90	11.3	26	0
30t)	Fleener, N.O. (TE)	8	87	10.9	24	2
35t)	*Kupp, LA-R	7	109	15.6	28	1
35t)	Benjamin, Car.	7	102	14.6	25	0
35t)	Agholor, Phi.	7	95	13.6	58t	2
35t)	M. Evans, T.B.	7	93	13.3	18	1
35t)	Watkins, LA-R	7	88	12.6	28	0
35t)	C. Thompson, Was. (RB)	7	81	11.6	29t	1
35t)	Nelson, G.B.	7	79	11.3	32t	1
35t)	Bellamy, Chi.	7	78	11.1	17	0
35t)	Ginn, N.O.	7	77	11.0	27	0
35t)	Sproles, Phi. (RB)	7	73	10.4	16	0
35t)	Lockett, Sea.	7	72	10.3	22	0
35t)	*Kamara, N.O. (RB)	7	71	10.1	38	0
35t)	Rudolph, Min. (TE)	7	71	10.1	27	1
35t)	Beasley, Dal.	7	65	9.3	13	0
35t)	Crowder, Was.	7	61	8.7	21	0
35t)	Ebron, Det. (TE)	7	51	7.3	17	1
35t)	*Kittle, S.F. (TE)	7	40	5.7	14	0

**WEEK 2 / THROUGH MONDAY, SEPTEMBER 18, 2017****NFC / RECEIVING YARDAGE LEADERS**

Rank	Player, Team	Yards	Rec	Avg	Long	TD
1)	Thielen, Min.	201	14	14.4	44	0
2)	Ertz, Phi. (TE)	190	13	14.6	53	0
3)	Ju. Jones, Atl.	174	9	19.3	34	0
4)	Nelson, Ariz	163	10	16.3	45t	2
5)	Witten, Dal. (TE)	156	17	9.2	28t	2
6)	D. Adams, G.B.	146	11	13.3	33t	1
7)	Cobb, G.B.	145	15	9.7	29	0
8)	Hooper, Atl. (TE)	135	4	33.8	88t	1
9t)	*Everett, LA-R (TE)	134	4	33.5	69	0
9t)	Thomas, N.O.	134	10	13.4	33	0
11t)	Sanu, Atl.	132	11	12.0	24	0
11t)	Tate, Det.	132	14	9.4	19	0
13)	Jeffery, Phi.	130	10	13.0	24	1
14)	Diggs, Min.	120	9	13.3	30	2
15)	Montgomery, G.B. (RB)	114	10	11.4	23	1
16)	*Kupp, LA-R	109	7	15.6	28	1
17t)	Baldwin, Sea.	107	10	10.7	34	0
17t)	Garcon, S.F.	107	9	11.9	22	0
19)	Gurley, LA-R (RB)	104	8	13.0	28	1
20)	Wright, Chi.	103	10	10.3	18	0
21t)	Benjamin, Car.	102	7	14.6	25	0
21t)	Bryant, Dal.	102	9	11.3	35	1
21t)	*Cohen, Chi. (RB)	102	16	6.4	19t	1
24)	Pryor, Was.	97	8	12.1	28	0
25)	T. Smith, Phi.	96	5	19.2	30	0
26t)	Agholor, Phi.	95	7	13.6	58t	2
26t)	Coleman, N.O.	95	6	15.8	42	1
26t)	Fitzgerald, Ariz	95	9	10.6	33	0
29t)	*Engram, NY-G (TE)	93	8	11.6	31	1
29t)	M. Evans, T.B.	93	7	13.3	18	1
31)	Bennett, G.B. (TE)	90	8	11.3	26	0
32t)	Funchess, Car.	88	6	14.7	24	0
32t)	Watkins, LA-R	88	7	12.6	28	0
34)	Fleener, N.O. (TE)	87	8	10.9	24	2
35)	Williams, Dal.	85	10	8.5	23	0
36)	Reed, Was. (TE)	84	11	7.6	16	0
37t)	Miller, Chi. (TE)	81	10	8.1	12	0
37t)	C. Thompson, Was. (RB)	81	7	11.6	29t	1
39)	Nelson, G.B.	79	7	11.3	32t	1
40t)	Bellamy, Chi.	78	7	11.1	17	0
40t)	Ingram, N.O. (RB)	78	9	8.7	18	0
40t)	P. Richardson, Sea.	78	6	13.0	28	1
40t)	Vereen, NY-G (RB)	78	12	6.5	20	0
44t)	Ginn, N.O.	77	7	11.0	27	0
44t)	*Golladay, Det.	77	5	15.4	45t	2
46t)	Ja. Brown, Ariz	73	4	18.3	22	0
46t)	Sproles, Phi. (RB)	73	7	10.4	16	0
48t)	Grant, Was.	72	5	14.4	34	1
48t)	Lockett, Sea.	72	7	10.3	22	0
48t)	*McCaffrey, Car. (RB)	72	9	8.0	16	0
48t)	Thompson, Chi.	72	5	14.4	20	1

**WEEK 2 / THROUGH MONDAY, SEPTEMBER 18, 2017****NFC / THIRD-DOWN RECEIVING LEADERS**

Rank	Player, Team	Rec	Yards	Avg	Long	TD
1)	Tate, Det.	6	68	11.3	19	0
2t)	Thielen, Min.	5	64	12.8	27	0
2t)	*Cohen, Chi. (RB)	5	45	9.0	14	0
4t)	Agholor, Phi.	4	77	19.3	58t	1
4t)	*Kupp, LA-R	4	63	15.8	28	1
4t)	Rudolph, Min. (TE)	4	59	14.8	27	1
4t)	Ertz, Phi. (TE)	4	55	13.8	23	0
4t)	Fitzgerald, Ariz	4	51	12.8	33	0
4t)	*McCaffrey, Car. (RB)	4	51	12.8	16	0
4t)	Williams, Dal.	4	43	10.8	23	0
4t)	*Engram, NY-G (TE)	4	36	9.0	17	0
4t)	Witten, Dal. (TE)	4	26	6.5	9	0
4t)	Riddick, Det. (RB)	4	7	1.8	5	0
14t)	Lewis, NY-G	3	45	15.0	22	0
14t)	Nelson, Ariz	3	43	14.3	17	0
14t)	Thompson, Chi.	3	42	14.0	15	1
14t)	Watkins, LA-R	3	40	13.3	28	0
14t)	Gurley, LA-R (RB)	3	39	13.0	28	0
14t)	M. Evans, T.B.	3	35	11.7	17	0
14t)	Beckham, NY-G	3	32	10.7	16	0
14t)	E. Elliott, Dal. (RB)	3	30	10.0	30	0
14t)	Crowder, Was.	3	29	9.7	21	0
14t)	Beasley, Dal.	3	27	9.0	12	0
14t)	Reed, Was. (TE)	3	26	8.7	9	0
14t)	Diggs, Min.	3	23	7.7	11	1
14t)	Lockett, Sea.	3	23	7.7	9	0
14t)	Goodwin, S.F.	3	20	6.7	10	0
14t)	Ebron, Det. (TE)	3	19	6.3	7t	1
14t)	Hyde, S.F. (RB)	3	17	5.7	8	0
14t)	McKinnon, Min. (RB)	3	12	4.0	7	0
31t)	Hooper, Atl. (TE)	2	128	64.0	88t	1
31t)	T. Smith, Phi.	2	54	27.0	30	0
31t)	Coleman, N.O.	2	47	23.5	42	1
31t)	Cobb, G.B.	2	39	19.5	29	0
31t)	Nelson, G.B.	2	37	18.5	32t	1
31t)	Ginn, N.O.	2	33	16.5	27	0
31t)	Ja. Brown, Ariz	2	31	15.5	22	0
31t)	Fleener, N.O. (TE)	2	30	15.0	20	0
31t)	D. Adams, G.B.	2	29	14.5	21	0
31t)	Brate, T.B. (TE)	2	24	12.0	13	0
31t)	J. Hill, N.O. (TE)	2	23	11.5	13	0
31t)	C. Thompson, Was. (RB)	2	23	11.5	15	0
31t)	Benjamin, Car.	2	22	11.0	17	0
31t)	Jeffery, Phi.	2	22	11.0	12	0
31t)	Bellamy, Chi.	2	21	10.5	15	0
31t)	Miller, Chi. (TE)	2	20	10.0	12	0
31t)	Ju. Jones, Atl.	2	19	9.5	15	0
31t)	*Carson, Sea. (RB)	2	17	8.5	10	0
31t)	Sanu, Atl.	2	16	8.0	10	0
31t)	Thomas, N.O.	2	15	7.5	9	0
31t)	Shepard, NY-G	2	14	7.0	12	0
31t)	Allison, G.B.	2	11	5.5	8	0
31t)	Vereen, NY-G (RB)	2	6	3.0	5	0
31t)	Graham, Sea. (TE)	2	5	2.5	6	0

**WEEK 2 / THROUGH MONDAY, SEPTEMBER 18, 2017****NFC / LEADING SCORERS, NONKICKERS**

Rank	Player, Team	TD	Rush	Rec	Ret	X2	Pts
1t)	Freeman, Atl. (RB)	3	3	0	0	0	18
1t)	Gurley, LA-R (RB)	3	2	1	0	0	18
1t)	Montgomery, G.B. (RB)	3	2	1	0	0	18
1t)	C. Thompson, Was. (RB)	3	2	1	0	0	18
5t)	Agholor, Phi. (WR)	2	0	2	0	0	12
5t)	Diggs, Min. (WR)	2	0	2	0	0	12
5t)	Fleener, N.O. (TE)	2	0	2	0	0	12
5t)	*Golladay, Det. (WR)	2	0	2	0	0	12
5t)	M. Jones, Det. (WR)	2	0	2	0	0	12
5t)	Nelson, Ariz (WR)	2	0	2	0	0	12
5t)	Witten, Dal. (TE)	2	0	2	0	0	12
12)	Jeffery, Phi. (WR)	1	0	1	0	1	8
13t)	D. Adams, G.B. (WR)	1	0	1	0	0	6
13t)	*Agnew, Det. (DB)	1	0	0	1	0	6
13t)	Bethel, Ariz (DB)	1	0	0	1	0	6
13t)	Blount, Phi. (RB)	1	0	1	0	0	6
13t)	M. Brown, LA-R (RB)	1	1	0	0	0	6
13t)	Bryant, Dal. (WR)	1	0	1	0	0	6
13t)	*Cohen, Chi. (RB)	1	0	1	0	0	6
13t)	Coleman, N.O. (WR)	1	0	1	0	0	6
13t)	T. Coleman, Atl. (RB)	1	0	1	0	0	6
13t)	Cox, Phi. (DT)	1	0	0	1	0	6
13t)	Ebron, Det. (TE)	1	0	1	0	0	6
13t)	*Engram, NY-G (TE)	1	0	1	0	0	6
13t)	M. Evans, T.B. (WR)	1	0	1	0	0	6
13t)	Grant, Was. (WR)	1	0	1	0	0	6
13t)	Ham, Min. (RB)	1	1	0	0	0	6
13t)	Hooper, Atl. (TE)	1	0	1	0	0	6
13t)	Howard, Chi. (RB)	1	1	0	0	0	6
13t)	T. Johnson, LA-R (DB)	1	0	0	1	0	6
13t)	Joyner, LA-R (DB)	1	0	0	1	0	6
13t)	Kerrigan, Was. (LB)	1	0	0	1	0	6
13t)	Killebrew, Det. (DB)	1	0	0	1	0	6
13t)	*Kupp, LA-R (WR)	1	0	1	0	0	6
13t)	McClain, T.B. (DB)	1	0	0	1	0	6
13t)	Nelson, G.B. (WR)	1	0	1	0	0	6
13t)	P. Richardson, Sea. (WR)	1	0	1	0	0	6
13t)	Riddick, Det. (RB)	1	0	1	0	0	6
13t)	Rodgers, T.B. (RB)	1	1	0	0	0	6
13t)	Rudolph, Min. (TE)	1	0	1	0	0	6
13t)	Shepard, Car. (WR)	1	0	1	0	0	6
13t)	Stewart, Car. (RB)	1	0	1	0	0	6
13t)	Thompson, Chi. (WR)	1	0	1	0	0	6
13t)	Trufant, Atl. (DB)	1	0	0	1	0	6
13t)	K. Williams, Ariz (RB)	1	1	0	0	0	6
46)	Fox, LA-R (DE)	0	0	0	0	0	2

**WEEK 2 / THROUGH MONDAY, SEPTEMBER 18, 2017****NFC / LEADING SCORERS, KICKERS**

Rank	Player, Team	PAT	FG	Pct	Long	Pts
1)	Zuerlein, LA-R	7/ 7	5/ 5	1.000	50	22
2t)	Bryant, Atl.	6/ 6	5/ 5	1.000	53	21
2t)	Lutz, N.O.	3/ 3	6/ 7	.857	46	21
4)	Gano, Car.	2/ 2	6/ 6	1.000	39	20
5)	Bailey, Dal.	3/ 3	5/ 5	1.000	56	18
6t)	Dawson, Ariz	3/ 3	4/ 6	.667	40	15
6t)	Walsh, Sea.	0/ 1	5/ 5	1.000	41	15
8t)	Forbath, Min.	2/ 4	4/ 4	1.000	45	14
8t)	Hopkins, Was.	5/ 5	3/ 4	.750	41	14
10)	Gould, S.F.	0/ 0	4/ 4	1.000	44	12
11t)	Folk, T.B.	2/ 3	3/ 3	1.000	50	11
11t)	Prater, Det.	5/ 5	2/ 2	1.000	58	11
13t)	Crosby, G.B.	4/ 4	2/ 2	1.000	40	10
13t)	Sturgis, Phi.	1/ 2	3/ 3	1.000	50	10
15)	*Elliott, Cin.-Phi.	2/ 2	2/ 3	.667	40	8
16)	Rosas, NY-G	1/ 1	2/ 2	1.000	25	7
17)	Barth, Chi.	3/ 3	1/ 1	1.000	54	6

**NFC / TOUCHBACKS ON KICKOFFS**

Rank	Player, Team	TB
1)	Zuerlein, LA-R	13
2)	Bosher, Atl.	10
3)	Gano, Car.	9
4)	Bailey, Dal.	7
5)	Hopkins, Was.	6
6t)	Barth, Chi.	5
6t)	Forbath, Min.	5
6t)	Lutz, N.O.	5
9t)	Crosby, G.B.	4
9t)	Folk, T.B.	4
9t)	Locke, Det.	4
9t)	Pinion, S.F.	4
9t)	Prater, Det.	4
9t)	Walsh, Sea.	4
15)	Dawson, Ariz	3
16)	Sturgis, Phi.	2
17t)	*Elliott, Cin.-Phi.	1
17t)	Rosas, NY-G	1

**WEEK 2 / THROUGH MONDAY, SEPTEMBER 18, 2017**

**NFC / MOST YARDS FROM SCRIMMAGE**

Rank	Player, Team	Total			Rushing			Receiving		
		Yards	Att+Rec	Avg	Yards	Att	Avg	Yards	Rec	Avg
1)	Gurley, LA-R (RB)	232	43	5.4	128	35	3.7	104	8	13.0
2)	Hyde, S.F. (RB)	220	33	6.7	169	24	7.0	51	9	5.7
3)	Montgomery, G.B. (RB)	203	39	5.2	89	29	3.1	114	10	11.4
4t)	*Cook, Min. (RB)	201	39	5.2	191	34	5.6	10	5	2.0
4t)	Thielen, Min. (WR)	201	14	14.4	0	0	---	201	14	14.4
6)	Ertz, Phi. (TE)	190	13	14.6	0	0	---	190	13	14.6
7)	*Cohen, Chi. (RB)	181	28	6.5	79	12	6.6	102	16	6.4
8)	Ju. Jones, Atl. (WR)	174	9	19.3	0	0	---	174	9	19.3
9)	Nelson, Ariz (WR)	163	10	16.3	0	0	---	163	10	16.3
10t)	E. Elliott, Dal. (RB)	162	42	3.9	112	33	3.4	50	9	5.6
10t)	C. Thompson, Was. (RB)	162	13	12.5	81	6	13.5	81	7	11.6
12)	Witten, Dal. (TE)	156	17	9.2	0	0	---	156	17	9.2
13)	Cobb, G.B. (WR)	155	16	9.7	10	1	10.0	145	15	9.7
14)	*Carson, Sea. (RB)	149	28	5.3	132	26	5.1	17	2	8.5
15)	Ingram, N.O. (RB)	147	23	6.4	69	14	4.9	78	9	8.7
16)	D. Adams, G.B. (WR)	146	11	13.3	0	0	---	146	11	13.3
17t)	Freeman, Atl. (RB)	139	35	4.0	121	31	3.9	18	4	4.5
17t)	Tate, Det. (WR)	139	16	8.7	7	2	3.5	132	14	9.4
19)	Hooper, Atl. (TE)	135	4	33.8	0	0	---	135	4	33.8
20t)	*Everett, LA-R (TE)	134	4	33.5	0	0	---	134	4	33.5
20t)	Thomas, N.O. (WR)	134	10	13.4	0	0	---	134	10	13.4
22)	Sanu, Atl. (WR)	132	11	12.0	0	0	---	132	11	12.0
23)	Jeffery, Phi. (WR)	130	10	13.0	0	0	---	130	10	13.0
24)	*McCaffrey, Car. (RB)	129	30	4.3	57	21	2.7	72	9	8.0
25)	Abdullah, Det. (RB)	127	35	3.6	116	32	3.6	11	3	3.7
26)	Sproles, Phi. (RB)	123	19	6.5	50	12	4.2	73	7	10.4
27)	Stewart, Car. (RB)	122	35	3.5	105	33	3.2	17	2	8.5
28)	Diggs, Min. (WR)	118	11	10.7	-2	2	-1.0	120	9	13.3
29)	*Kupp, LA-R (WR)	109	7	15.6	0	0	---	109	7	15.6
30)	Kelley, Was. (RB)	108	22	4.9	108	22	4.9	0	0	---
31)	Garcon, S.F. (WR)	107	9	11.9	0	0	---	107	9	11.9
32)	Vereen, NY-G (RB)	106	18	5.9	28	6	4.7	78	12	6.5
33)	Baldwin, Sea. (WR)	104	11	9.5	-3	1	-3.0	107	10	10.7
34t)	T. Coleman, Atl. (RB)	103	20	5.2	58	14	4.1	45	6	7.5
34t)	Wright, Chi. (WR)	103	10	10.3	0	0	---	103	10	10.3
36t)	Benjamin, Car. (WR)	102	7	14.6	0	0	---	102	7	14.6
36t)	Bryant, Dal. (WR)	102	9	11.3	0	0	---	102	9	11.3
38)	Pryor, Was. (WR)	97	8	12.1	0	0	---	97	8	12.1
39)	T. Smith, Phi. (WR)	96	5	19.2	0	0	---	96	5	19.2
40t)	Agholor, Phi. (WR)	95	7	13.6	0	0	---	95	7	13.6
40t)	Coleman, N.O. (WR)	95	6	15.8	0	0	---	95	6	15.8
40t)	Fitzgerald, Ariz (WR)	95	9	10.6	0	0	---	95	9	10.6
43t)	*Engram, NY-G (TE)	93	8	11.6	0	0	---	93	8	11.6
43t)	M. Evans, T.B. (WR)	93	7	13.3	0	0	---	93	7	13.3
45)	*Kamara, N.O. (RB)	92	15	6.1	21	8	2.6	71	7	10.1
46t)	Bennett, G.B. (TE)	90	8	11.3	0	0	---	90	8	11.3
46t)	Da. Johnson, Ariz (RB)	90	17	5.3	23	11	2.1	67	6	11.2
48t)	Funchess, Car. (WR)	88	6	14.7	0	0	---	88	6	14.7
48t)	Watkins, LA-R (WR)	88	7	12.6	0	0	---	88	7	12.6
50)	Fleener, N.O. (TE)	87	8	10.9	0	0	---	87	8	10.9

**WEEK 2 / THROUGH MONDAY, SEPTEMBER 18, 2017****NFC / LEADERS IN FIRST DOWNS**

Rank	Player, Team	Rush	Rec	Tot
1)	Montgomery, G.B. (RB)	6	6	12
2t)	Ertz, Phi. (TE)	0	11	11
2t)	Gurley, LA-R (RB)	8	3	11
2t)	Stewart, Car. (RB)	10	1	11
5)	Freeman, Atl. (RB)	8	2	10
6t)	D. Adams, G.B. (WR)	0	8	8
6t)	*Carson, Sea. (RB)	7	1	8
6t)	E. Elliott, Dal. (RB)	7	1	8
6t)	Jeffery, Phi. (WR)	0	8	8
6t)	C. Thompson, Was. (RB)	3	5	8
11t)	Cobb, G.B. (WR)	1	6	7
11t)	Diggs, Min. (WR)	0	7	7
11t)	M. Evans, T.B. (WR)	0	7	7
11t)	Ingram, N.O. (RB)	3	4	7
11t)	Ju. Jones, Atl. (WR)	0	7	7
11t)	*McCaffrey, Car. (RB)	2	5	7
11t)	Sanu, Atl. (WR)	0	7	7
11t)	Tate, Det. (WR)	0	7	7
11t)	Thielen, Min. (WR)	0	7	7
11t)	Thomas, N.O. (WR)	0	7	7
11t)	Williams, Dal. (WR)	0	7	7
22t)	Benjamin, Car. (WR)	0	6	6
22t)	*Cohen, Chi. (RB)	2	4	6
22t)	*Cook, Min. (RB)	6	0	6
22t)	Fitzgerald, Ariz (WR)	0	6	6
22t)	Garcon, S.F. (WR)	0	6	6
22t)	Hyde, S.F. (RB)	5	1	6
22t)	*Kupp, LA-R (WR)	0	6	6
22t)	Nelson, Ariz (WR)	0	6	6
22t)	Pryor, Was. (WR)	0	6	6
22t)	Shepard, NY-G (WR)	1	5	6
22t)	Sproles, Phi. (RB)	3	3	6
33t)	Agholor, Phi. (WR)	0	5	5
33t)	Baldwin, Sea. (WR)	0	5	5
33t)	Bellamy, Chi. (WR)	0	5	5
33t)	Bryant, Dal. (WR)	0	5	5
33t)	T. Coleman, Atl. (RB)	2	3	5
33t)	Ebron, Det. (TE)	0	5	5
33t)	Fleener, N.O. (TE)	0	5	5
33t)	Ginn, N.O. (WR)	0	5	5
33t)	Lockett, Sea. (WR)	0	5	5
33t)	Nelson, G.B. (WR)	0	5	5
33t)	Thompson, Chi. (WR)	0	5	5
33t)	Witten, Dal. (TE)	0	5	5
33t)	Wright, Chi. (WR)	0	5	5
46t)	Beasley, Dal. (WR)	0	4	4
46t)	Bennett, G.B. (TE)	0	4	4
46t)	Ja. Brown, Ariz (WR)	0	4	4
46t)	Jo. Brown, Ariz (WR)	1	3	4
46t)	Coleman, N.O. (WR)	0	4	4
46t)	*Engram, NY-G (TE)	0	4	4
46t)	Goodwin, S.F. (WR)	0	4	4
46t)	Grant, Was. (WR)	0	4	4
46t)	Howard, Chi. (RB)	4	0	4
46t)	Miller, Chi. (TE)	0	4	4
46t)	Peterson, N.O. (RB)	4	0	4
46t)	Reed, Was. (TE)	0	4	4
46t)	P. Richardson, Sea. (WR)	0	4	4
46t)	Riddick, Det. (RB)	1	3	4
46t)	Rodgers, T.B. (RB)	4	0	4
46t)	Rudolph, Min. (TE)	0	4	4
46t)	Watkins, LA-R (WR)	0	4	4
46t)	Wilson, Sea. (QB)	4	0	4



**WEEK 2 / THROUGH MONDAY, SEPTEMBER 18, 2017****NFC / LEADING PUNTERS**

Rank	Player, Team	No	Yards	Lg	Avg	TB	Blk	Dwn	OB	Opp Ret	In Yds	Net 20	Net Avg
1)	O'Donnell, Chi.	8	412	69	51.5	2	0	2	0	3	41	4	41.4
2)	Bosher, Atl.	7	343	62	49.0	0	0	1	0	3	45	3	42.6
3t)	Anger, T.B.	3	146	54	48.7	0	0	0	0	2	10	1	45.3
3t)	Morstead, N.O.	6	292	68	48.7	0	0	1	0	3	11	3	46.8
5)	Lee, Ariz	9	416	57	46.2	0	0	1	1	7	71	1	38.3
6)	Wing, NY-G	11	508	60	46.2	1	0	1	2	4	101	0	35.2
7)	Way, Was.	8	366	62	45.8	0	0	1	1	4	24	4	42.8
8)	Ryan, Sea.	13	584	59	44.9	0	0	4	1	5	40	7	41.8
9)	Palardy, Car.	9	404	58	44.9	0	0	1	3	3	11	3	43.7
10)	Hekker, LA-R	9	400	55	44.4	0	0	2	2	5	13	6	43.0
11)	Quigley, Min.	8	351	55	43.9	0	0	0	1	3	-1	4	44.0
12)	C. Jones, Dal.	9	388	62	43.1	1	0	0	2	3	21	6	38.6
13)	Pinion, S.F.	11	470	51	42.7	0	0	1	1	6	7	5	42.1
14)	D. Jones, Phi.	8	339	50	42.4	1	0	1	1	3	11	2	38.5
15)	*Vogel, G.B.	8	338	57	42.3	0	0	2	0	2	7	2	41.4
16)	Locke, Det.	5	209	51	41.8	0	0	0	0	2	9	3	40.0

**NFC / LEADING PUNTERS, NET AVERAGE**

Rank	Player, Team	No	Yards	Lg	Avg	TB	Blk	Dwn	OB	Opp Ret	In Yds	Net 20	Net Avg
1)	Morstead, N.O.	6	292	68	48.7	0	0	1	0	3	11	3	46.8
2)	Anger, T.B.	3	146	54	48.7	0	0	0	0	2	10	1	45.3
3)	Quigley, Min.	8	351	55	43.9	0	0	0	1	3	-1	4	44.0
4)	Palardy, Car.	9	404	58	44.9	0	0	1	3	3	11	3	43.7
5)	Hekker, LA-R	9	400	55	44.4	0	0	2	2	5	13	6	43.0
6)	Way, Was.	8	366	62	45.8	0	0	1	1	4	24	4	42.8
7)	Bosher, Atl.	7	343	62	49.0	0	0	1	0	3	45	3	42.6
8)	Pinion, S.F.	11	470	51	42.7	0	0	1	1	6	7	5	42.1
9)	Ryan, Sea.	13	584	59	44.9	0	0	4	1	5	40	7	41.8
10t)	O'Donnell, Chi.	8	412	69	51.5	2	0	2	0	3	41	4	41.4
10t)	*Vogel, G.B.	8	338	57	42.3	0	0	2	0	2	7	2	41.4
12)	Locke, Det.	5	209	51	41.8	0	0	0	0	2	9	3	40.0
13)	C. Jones, Dal.	9	388	62	43.1	1	0	0	2	3	21	6	38.6
14)	D. Jones, Phi.	8	339	50	42.4	1	0	1	1	3	11	2	38.5
15)	Lee, Ariz	9	416	57	46.2	0	0	1	1	7	71	1	38.3
16)	Wing, NY-G	11	508	60	46.2	1	0	1	2	4	101	0	35.2

**WEEK 2 / THROUGH MONDAY, SEPTEMBER 18, 2017****NFC / PUNT RETURN LEADERS**

Rank	Player, Team	Ret	FC	Yards	Avg	Long	TD
1)	*Agnew, Det.	6	1	149	24.8	88t	1
2)	*Taylor, S.F.	4	3	49	12.3	21	0
3)	*Cohen, Chi.	5	1	55	11.0	17	0
4)	Roberts, Atl.	3	1	24	8.0	15	0
5)	Sherels, Min.	3	2	23	7.7	13	0
6)	Austin, LA-R	6	0	33	5.5	12	0
7)	*McCaffrey, Car.	8	2	37	4.6	11	0
8)	Crowder, Was.	4	1	16	4.0	13	0
9)	Harris, NY-G	3	6	10	3.3	10	0
10)	Lockett, Sea.	4	6	7	1.8	7	0

**NFC / KICKOFF RETURN LEADERS**

Rank	Player, Team	Ret	Yards	Avg	Long	TD
1)	Lockett, Sea.	5	137	27.4	43	0
2)	McKinnon, Min.	6	160	26.7	39	0
3)	*Kamara, N.O.	4	97	24.3	34	0
4)	*Bolden, S.F.	3	71	23.7	34	0
5)	Cooper, LA-R	4	94	23.5	35	0
6)	Thompson, Chi.	4	90	22.5	27	0
7)	*Edmunds, N.O.	3	65	21.7	27	0
8)	Harris, NY-G	3	63	21.0	23	0
9)	K. Williams, Ariz	4	81	20.3	23	0
10)	Breeland, Was.	3	59	19.7	24	0
11)	Roberts, Atl.	3	42	14.0	16	0

**WEEK 2 / THROUGH MONDAY, SEPTEMBER 18, 2017****NFC / LEADERS IN INTERCEPTIONS**

Rank	Player, Team	Int	Yards	Avg	Long	TD
1t)	Bethel, Ariz	1	82	82.0	82t	1
1t)	McClain, T.B.	1	47	47.0	47t	1
1t)	T. Johnson, LA-R	1	39	39.0	39t	1
1t)	Tartt, S.F.	1	37	37.0	37	0
1t)	Killebrew, Det.	1	35	35.0	35t	1
1t)	Joyner, LA-R	1	29	29.0	29t	1
1t)	*Lewis, Dal.	1	25	25.0	25	0
1t)	Quin, Det.	1	25	25.0	25	0
1t)	*N. Jones, Sea.	1	24	24.0	24	0
1t)	Kerrigan, Was.	1	24	24.0	24t	1
1t)	Kuechly, Car.	1	23	23.0	23	0
1t)	Wilson, Det.	1	23	23.0	23	0
1t)	Alexander, T.B.	1	22	22.0	22	0
1t)	Whitehead, Det.	1	18	18.0	18	0
1t)	Mathieu, Ariz	1	15	15.0	15	0
1t)	Mills, Phi.	1	15	15.0	15	0
1t)	Foster, Was.	1	10	10.0	10	0
1t)	Wagner, Sea.	1	7	7.0	7	0
1t)	A. Brown, Dal.	1	0	0.0	0	0
1t)	Trufant, Atl.	1	0	0.0	0	0

**WEEK 2 / THROUGH MONDAY, SEPTEMBER 18, 2017****NFC / LEADERS IN SACKS**

Rank	Player, Team	Sacks
1)	Lawrence, Dal. (DE)	4.0
2t)	Ansah, Det. (DE)	3.0
2t)	Griffen, Min. (DE)	3.0
2t)	Jones, Ariz (LB)	3.0
5t)	Bennett, Sea. (DE)	2.5
5t)	B. Graham, Phi. (DE)	2.5
5t)	Peppers, Car. (DE)	2.5
8t)	Beasley, Atl. (LB)	2.0
8t)	Cox, Phi. (DT)	2.0
8t)	Hicks, Chi. (DE)	2.0
8t)	Reed, Atl. (DE)	2.0
8t)	Smith, Was. (LB)	2.0
13t)	Clark, Sea. (DE)	1.5
13t)	Daniels, G.B. (DE)	1.5
13t)	Jernigan, Phi. (DT)	1.5
13t)	Kerrigan, Was. (LB)	1.5
13t)	Matthews, G.B. (LB)	1.5
13t)	Perry, G.B. (LB)	1.5
13t)	Quinn, LA-R (LB)	1.5
20t)	Addison, Car. (DE)	1.0
20t)	*Anzalone, N.O. (LB)	1.0
20t)	Armstead, S.F. (DE)	1.0
20t)	Avril, Sea. (DE)	1.0
20t)	Bynes, Ariz (LB)	1.0
20t)	Campbell, Atl. (LB)	1.0
20t)	Carradine, S.F. (DE)	1.0
20t)	Clayborn, Atl. (DE)	1.0
20t)	*Davis, Det. (LB)	1.0
20t)	Davis, Car. (LB)	1.0
20t)	Garvin, Sea. (LB)	1.0
20t)	Goldman, Chi. (NT)	1.0
20t)	Green-Thompson, Car. (LB)	1.0
20t)	Horton, Car. (DE)	1.0
20t)	Jordan, N.O. (DE)	1.0
20t)	Kendricks, Phi. (LB)	1.0
20t)	Kikaha, N.O. (LB)	1.0
20t)	Long, Phi. (DE)	1.0
20t)	Longacre, LA-R (LB)	1.0
20t)	Lynch, S.F. (DE)	1.0
20t)	Martinez, G.B. (LB)	1.0
20t)	Mauro, Ariz (DE)	1.0
20t)	*Munson, NY-G (LB)	1.0
20t)	Ngata, Det. (DT)	1.0
20t)	Ogletree, LA-R (LB)	1.0
20t)	Pierre-Paul, NY-G (DE)	1.0
20t)	Poole, Atl. (DB)	1.0
20t)	Spence, T.B. (DE)	1.0
20t)	Tapper, Dal. (DE)	1.0
20t)	Vernon, NY-G (DE)	1.0
20t)	Walker, LA-R (DE)	1.0
20t)	Westbrooks, LA-R (DE)	1.0
20t)	Wynn, NY-G (DE)	1.0
20t)	Young, Chi. (LB)	1.0
20t)	Zettel, Det. (DE)	1.0

**WEEK 2 / THROUGH MONDAY, SEPTEMBER 18, 2017****NFC / FUMBLE RECOVERIES**

Rank	Player, Team	TotRec	OffRec	DefRec
1t)	Brees, N.O.	1	1	0
1t)	Ja. Brown, Ariz	1	1	0
1t)	Burton, Phi.	1	0	1
1t)	M. Collins, Dal.	1	0	1
1t)	Cousins, Was.	1	1	0
1t)	Cox, Phi.	1	0	1
1t)	David, T.B.	1	0	1
1t)	*Davis, Det.	1	0	1
1t)	Fackrell, G.B.	1	0	1
1t)	Floyd, Chi.	1	0	1
1t)	Foster, Was.	1	0	1
1t)	Glennon, Chi.	1	1	0
1t)	Gurley, LA-R	1	1	0
1t)	Hicks, Phi.	1	0	1
1t)	L. Johnson, Phi.	1	1	0
1t)	T. Johnson, LA-R	1	0	1
1t)	Kennard, NY-G	1	0	1
1t)	Lotulelei, Car.	1	0	1
1t)	Lynch, T.B.	1	0	1
1t)	Manning, NY-G	1	1	0
1t)	McClain, Was.	1	0	1
1t)	Morgan, Min.	1	1	0
1t)	Palmer, Ariz	1	1	0
1t)	Rawls, Sea.	1	1	0
1t)	Redfern, Det.	1	1	0
1t)	Reed, Was.	1	1	0
1t)	Robertson-Harris, Chi.	1	1	0
1t)	R. Robinson, S.F.	1	0	1
1t)	A. Rodgers, G.B.	1	1	0
1t)	Shepard, NY-G	1	1	0
1t)	Sherman, Sea.	1	1	0
1t)	Stewart, Car.	1	1	0
1t)	Sullivan, LA-R	1	1	0
1t)	C. Thompson, Was.	1	1	0
1t)	Trufant, Atl.	1	0	1
1t)	Wentz, Phi.	1	1	0

**WEEK 2 / THROUGH MONDAY, SEPTEMBER 18, 2017****NFC / OFFENSIVE FUMBLE RECOVERIES**

Rank	Player, Team	Ret	Yards	Avg	Long	TD
1t)	Brees, N.O.	1	0	0.0	0	0
1t)	Ja. Brown, Ariz	1	0	0.0	0	0
1t)	Cousins, Was.	1	0	0.0	0	0
1t)	Glennon, Chi.	1	0	0.0	0	0
1t)	Gurley, LA-R	1	0	0.0	0	0
1t)	L. Johnson, Phi.	1	0	0.0	0	0
1t)	Manning, NY-G	1	0	0.0	0	0
1t)	Morgan, Min.	1	0	0.0	0	0
1t)	Palmer, Ariz	1	0	0.0	0	0
1t)	Rawls, Sea.	1	0	0.0	0	0
1t)	Redfern, Det.	1	0	0.0	0	0
1t)	Reed, Was.	1	0	0.0	0	0
1t)	Robertson-Harris, Chi.	1	0	0.0	0	0
1t)	A. Rodgers, G.B.	1	0	0.0	0	0
1t)	Shepard, NY-G	1	0	0.0	0	0
1t)	Sherman, Sea.	1	0	0.0	0	0
1t)	Stewart, Car.	1	0	0.0	0	0
1t)	Sullivan, LA-R	1	0	0.0	0	0
1t)	C. Thompson, Was.	1	0	0.0	0	0
1t)	Wentz, Phi.	1	0	0.0	0	0

**NFC / DEFENSIVE FUMBLE RECOVERIES**

Rank	Player, Team	Ret	Yards	Avg	Long	TD
1t)	Floyd, Chi.	1	21	21.0	21	0
1t)	Cox, Phi.	1	20	20.0	20t	1
1t)	*Davis, Det.	1	16	16.0	16	0
1t)	Trufant, Atl.	1	15	15.0	15t	1
1t)	M. Collins, Dal.	1	6	6.0	6	0
1t)	R. Robinson, S.F.	1	2	2.0	2	0
1t)	Burton, Phi.	1	0	0.0	0	0
1t)	David, T.B.	1	0	0.0	0	0
1t)	Fackrell, G.B.	1	0	0.0	0	0
1t)	Foster, Was.	1	0	0.0	0	0
1t)	Hicks, Phi.	1	0	0.0	0	0
1t)	T. Johnson, LA-R	1	0	0.0	0	0
1t)	Kennard, NY-G	1	0	0.0	0	0
1t)	Lotulelei, Car.	1	0	0.0	0	0
1t)	Lynch, T.B.	1	0	0.0	0	0
1t)	McClain, Was.	1	0	0.0	0	0

**WEEK 2 / THROUGH MONDAY, SEPTEMBER 18, 2017**

**NFL / LEADING PASSERS**

Player, Team	Att	Comp	Pct		Avg			Pct			Pct Rating	
			Comp	Yds	Gain	TD	TD	Long	Int	Int	Points	
Bradford, Min.	32	27	84.4	346	10.81	3	9.4	44	0	0.0	143.0	
A. Smith, K.C.	63	49	77.8	619	9.83	5	7.9	78t	0	0.0	134.1	
Carr, Oak.	60	45	75.0	492	8.20	5	8.3	39	0	0.0	126.5	
Stafford, Det.	62	44	71.0	414	6.68	6	9.7	45t	1	1.6	114.6	
Ryan, Atl.	58	40	69.0	573	9.88	2	3.4	88t	0	0.0	112.2	
Siemian, Den.	60	39	65.0	450	7.50	6	10.0	44	2	3.3	106.9	
Rivers, LA-C	72	53	73.6	523	7.26	4	5.6	38t	1	1.4	106.4	
Brady, N.E.	75	46	61.3	714	9.52	3	4.0	54	0	0.0	106.2	
Goff, LA-R	54	36	66.7	530	9.81	2	3.7	69	1	1.9	103.2	
Brees, N.O.	82	54	65.9	647	7.89	3	3.7	52	0	0.0	102.0	
Cutler, Mia.	33	24	72.7	230	6.97	1	3.0	31	0	0.0	101.8	
Roethlisberger, Pit.	71	47	66.2	506	7.13	4	5.6	51	1	1.4	99.9	
Winston, T.B.	30	18	60.0	204	6.80	1	3.3	21	0	0.0	91.5	
Wentz, Phi.	85	51	60.0	640	7.53	4	4.7	58t	2	2.4	89.3	
A. Rodgers, G.B.	92	61	66.3	654	7.11	3	3.3	33t	2	2.2	88.8	
Flacco, Bal.	51	34	66.7	338	6.63	3	5.9	48t	2	3.9	88.5	
Taylor, Buf.	53	33	62.3	349	6.58	2	3.8	47	1	1.9	86.1	
Newton, Car.	57	34	59.6	399	7.00	2	3.5	40t	1	1.8	85.3	
Manning, NY-G	70	51	72.9	459	6.56	1	1.4	38	2	2.9	83.0	
Cousins, Was.	67	41	61.2	419	6.25	2	3.0	34	1	1.5	82.9	
Glennon, Chi.	85	57	67.1	514	6.05	2	2.4	22	2	2.4	81.2	
Mariota, Ten.	68	40	58.8	471	6.93	1	1.5	42	1	1.5	78.7	
McCown, NY-J	64	43	67.2	353	5.52	2	3.1	34t	2	3.1	78.5	
Prescott, Dal.	89	54	60.7	506	5.69	3	3.4	35	2	2.2	78.2	
Wilson, Sea.	66	37	56.1	356	5.39	1	1.5	34	0	0.0	76.3	
Bortles, Jac.	55	31	56.4	348	6.33	2	3.6	29	2	3.6	72.4	
*Watson, Hou.	47	27	57.4	227	4.83	1	2.1	26	1	2.1	68.3	
Keenum, Min.	37	20	54.1	167	4.51	0	0.0	27	0	0.0	65.9	
Palmer, Ariz	84	46	54.8	600	7.14	2	2.4	46	4	4.8	65.6	
Brissett, Ind.	40	22	55.0	267	6.67	0	0.0	50	1	2.5	65.3	
Hoyer, S.F.	62	39	62.9	292	4.71	0	0.0	22	2	3.2	60.7	
*Kizer, Cle.	61	35	57.4	404	6.62	1	1.6	35	4	6.6	55.6	
Dalton, Cin.	66	36	54.5	394	5.97	0	0.0	50	4	6.1	47.2	

**NFL / LEADING PASSERS, RANKS**

Player, Team	Att	Comp	Pct		Avg			Pct			Pct Rating	
			Comp	Yds	Gain	TD	TD	Long	Int	Int	Points	
Bradford, Min.	32	28t	1	26	1	8t	3		1t	1t	1	
A. Smith, K.C.	16	8	2	5	3	3t	5		1t	1t	2	
Carr, Oak.	20t	12	3	13	6	3t	4		1t	1t	3	
Stafford, Det.	17t	13	7	18	18	1t	2		11t	15	4	
Ryan, Atl.	22	16t	8	7	2	14t	16		1t	1t	5	
Siemian, Den.	20t	18t	16	16	9	1t	1		21t	28	6	
Rivers, LA-C	8	5	4	9	10	5t	8		11t	11	7	
Brady, N.E.	7	10t	19	1	5	8t	10		1t	1t	8	
Goff, LA-R	25	21t	11t	8	4	14t	12		11t	17	9	
Brees, N.O.	6	3t	15	3	7	8t	13		1t	1t	10	
Cutler, Mia.	31	30	6	30	15	23t	21		1t	1t	11	
Roethlisberger, Pit.	9	9	14	11t	12	5t	7		11t	12	12	
Winston, T.B.	33	33	22t	32	17	23t	18		1t	1t	13	
Wentz, Phi.	3t	6t	22t	4	8	5t	9		21t	22t	14	
A. Rodgers, G.B.	1	1	13	2	13	8t	19		21t	20	15	
Flacco, Bal.	27	24t	11t	27	20	8t	6		21t	30	16	
Taylor, Buf.	26	26	18	24	22	14t	11		11t	18	17	
Newton, Car.	23	24t	24	20	14	14t	15		11t	16	18	
Manning, NY-G	10	6t	5	15	23	23t	29		21t	25	19	
Cousins, Was.	12	15	20	17	25	14t	22		11t	14	20	
Glennon, Chi.	3t	2	10	10	26	14t	24		21t	22t	21	
Mariota, Ten.	11	16t	25	14	16	23t	28		11t	13	22	
McCown, NY-J	15	14	9	23	29	14t	20		21t	26	23	
Prescott, Dal.	2	3t	21	11t	28	8t	17		21t	21	24	
Wilson, Sea.	13t	20	29	22	30	23t	27		1t	1t	25	
Bortles, Jac.	24	27	28	25	24	14t	14		21t	29	26	
*Watson, Hou.	28	28t	26	31	31	23t	25		11t	19	27	
Keenum, Min.	30	32	33	33	33	31t	30t		1t	1t	28	
Palmer, Ariz	5	10t	31	6	11	14t	23		31t	31	29	
Brissett, Ind.	29	31	30	29	19	31t	30t		11t	24	30	
Hoyer, S.F.	17t	18t	17	28	32	31t	30t		21t	27	31	
*Kizer, Cle.	19	23	27	19	21	23t	26		31t	33	32	
Dalton, Cin.	13t	21t	32	21	27	31t	30t		31t	32	33	

**WEEK 2 / THROUGH MONDAY, SEPTEMBER 18, 2017****NFL / FOURTH-QUARTER PASSING LEADERS**

Rank	Player, Team	Att	Comp	Comp%	Yards	YPA	TD	TD%	Int	Int%	Rating
1)	Stafford, Det.	9	7	77.8	122	13.56	2	22.2	0	0.0	158.3
2)	A. Smith, K.C.	16	12	75.0	206	12.88	2	12.5	0	0.0	156.3
3)	Carr, Oak.	15	13	86.7	135	9.00	2	13.3	0	0.0	143.8
4)	Bortles, Jac.	13	10	76.9	145	11.15	1	7.7	0	0.0	138.3
5)	Ryan, Atl.	13	8	61.5	182	14.00	1	7.7	0	0.0	131.1
6)	Brees, N.O.	32	26	81.3	258	8.06	2	6.3	0	0.0	121.1
7)	Rivers, LA-C	30	23	76.7	205	6.83	2	6.7	0	0.0	116.7
8)	A. Rodgers, G.B.	29	19	65.5	232	8.00	2	6.9	0	0.0	113.0
9)	Wilson, Sea.	12	7	58.3	82	6.83	1	8.3	0	0.0	106.9
10)	Palmer, Ariz	24	15	62.5	224	9.33	2	8.3	1	4.2	103.5
11)	Newton, Car.	9	7	77.8	63	7.00	0	0.0	0	0.0	95.8
12)	Glennon, Chi.	52	34	65.4	329	6.33	2	3.8	0	0.0	95.8
13)	Cutler, Mia.	8	6	75.0	58	7.25	0	0.0	0	0.0	94.8
14)	Mariota, Ten.	19	10	52.6	131	6.89	1	5.3	0	0.0	92.2
15)	Taylor, Buf.	15	11	73.3	98	6.53	0	0.0	0	0.0	90.4
16)	Brissett, Ind.	14	8	57.1	116	8.29	0	0.0	0	0.0	84.2
17)	Brady, N.E.	16	9	56.3	130	8.13	0	0.0	0	0.0	82.8
18)	Roethlisberger, Pit.	20	15	75.0	175	8.75	0	0.0	1	5.0	80.2
19)	Cousins, Was.	19	12	63.2	130	6.84	1	5.3	1	5.3	78.8
20)	Prescott, Dal.	27	15	55.6	171	6.33	1	3.7	1	3.7	71.7
21)	Hoyer, S.F.	14	9	64.3	50	3.57	0	0.0	0	0.0	70.5
22)	Manning, NY-G	31	20	64.5	188	6.06	0	0.0	1	3.2	67.7
23)	Wentz, Phi.	27	14	51.9	141	5.22	1	3.7	1	3.7	64.0
24)	Keenum, Min.	12	6	50.0	44	3.67	0	0.0	0	0.0	59.0
25)	*Kizer, Cle.	28	15	53.6	179	6.39	1	3.6	2	7.1	55.5
26)	*Watson, Hou.	18	11	61.1	101	5.61	0	0.0	1	5.6	53.2
27)	Winston, T.B.	3	1	33.3	9	3.00	0	0.0	0	0.0	42.4
28)	Dalton, Cin.	20	9	45.0	109	5.45	0	0.0	1	5.0	41.5
29)	McCown, NY-J	17	8	47.1	77	4.53	1	5.9	2	11.8	40.2
30)	Goff, LA-R	9	5	55.6	67	7.44	0	0.0	1	11.1	39.8

**NFL / THIRD-DOWN PASSING LEADERS**

Rank	Player, Team	Att	Comp	Comp%	Yards	YPA	TD	TD%	Int	Int%	Rating
1)	Bradford, Min.	11	9	81.8	103	9.36	2	18.2	0	0.0	145.3
2)	Ryan, Atl.	11	6	54.5	163	14.82	1	9.1	0	0.0	129.9
3)	Brady, N.E.	18	11	61.1	168	9.33	2	11.1	0	0.0	128.9
4)	Carr, Oak.	15	11	73.3	128	8.53	1	6.7	0	0.0	121.0
5)	Stafford, Det.	23	17	73.9	146	6.35	2	8.7	0	0.0	119.1
6)	Goff, LA-R	18	13	72.2	153	8.50	1	5.6	0	0.0	116.2
7)	Siemian, Den.	20	14	70.0	163	8.15	4	20.0	1	5.0	113.1
8)	McCown, NY-J	20	15	75.0	162	8.10	2	10.0	1	5.0	110.8
9)	Wentz, Phi.	23	15	65.2	224	9.74	2	8.7	1	4.3	107.9
10)	A. Smith, K.C.	13	8	61.5	74	5.69	1	7.7	0	0.0	102.7
11)	Winston, T.B.	8	6	75.0	68	8.50	0	0.0	0	0.0	100.0
12)	Flacco, Bal.	12	6	50.0	78	6.50	1	8.3	0	0.0	98.6
13)	Newton, Car.	17	9	52.9	127	7.47	1	5.9	0	0.0	96.9
14)	Brees, N.O.	21	12	57.1	156	7.43	1	4.8	0	0.0	96.5
15)	Manning, NY-G	20	16	80.0	143	7.15	0	0.0	0	0.0	96.5
16)	Cutler, Mia.	9	9	100.0	59	6.56	0	0.0	0	0.0	94.0
17)	Glennon, Chi.	22	16	72.7	181	8.23	1	4.5	1	4.5	93.2
18)	A. Rodgers, G.B.	20	10	50.0	142	7.10	1	5.0	0	0.0	90.0
19)	Roethlisberger, Pit.	21	12	57.1	91	4.33	3	14.3	1	4.8	87.5
20)	Mariota, Ten.	21	12	57.1	158	7.52	0	0.0	0	0.0	81.1
21)	Taylor, Buf.	18	12	66.7	110	6.11	1	5.6	1	5.6	78.5
22)	Prescott, Dal.	23	14	60.9	126	5.48	0	0.0	0	0.0	75.6
23)	Brissett, Ind.	16	9	56.3	74	4.63	0	0.0	0	0.0	68.2
24)	Wilson, Sea.	25	11	44.0	89	3.56	1	4.0	0	0.0	66.9
25)	Cousins, Was.	21	11	52.4	112	5.33	1	4.8	1	4.8	64.0
26)	Keenum, Min.	12	6	50.0	55	4.58	0	0.0	0	0.0	62.8
27)	Hoyer, S.F.	18	10	55.6	52	2.89	0	0.0	0	0.0	60.9
28)	Palmer, Ariz	25	13	52.0	166	6.64	0	0.0	1	4.0	56.4
29)	Rivers, LA-C	18	10	55.6	60	3.33	0	0.0	1	5.6	39.1
30)	Bortles, Jac.	20	8	40.0	94	4.70	0	0.0	1	5.0	34.2
31)	Dalton, Cin.	18	8	44.4	101	5.61	0	0.0	2	11.1	22.9
32)	*Kizer, Cle.	14	6	42.9	82	5.86	0	0.0	2	14.3	22.6



**WEEK 2 / THROUGH MONDAY, SEPTEMBER 18, 2017****NFL / LEADING RUSHERS**

Rank	Player, Team	Att	Yards	Avg	Long	TD
1)	*K. Hunt, K.C.	30	229	7.6	58	3
2)	C. Anderson, Den.	45	199	4.4	28	1
3)	*Cook, Min.	34	191	5.6	33	0
4)	Hyde, S.F.	24	169	7.0	61	0
5)	*Fournette, Jac.	40	140	3.5	17	2
6)	Allen, Bal.	35	137	3.9	37	0
7)	*Carson, Sea.	26	132	5.1	30	0
8)	Gurley, LA-R	35	128	3.7	18	2
9)	L. Miller, Hou.	35	126	3.6	19	0
10)	Ajayi, Mia.	28	122	4.4	20	0
11t)	Freeman, Atl.	31	121	3.9	17	3
11t)	Lynch, Oak.	30	121	4.0	14	1
13t)	Bell, Pit.	37	119	3.2	15	0
13t)	McCoy, Buf.	34	119	3.5	27	0
15)	Henry, Ten.	20	117	5.9	17t	1
16)	Abdullah, Det.	32	116	3.6	34	0
17)	Gillislee, N.E.	33	114	3.5	16	4
18)	E. Elliott, Dal.	33	112	3.4	10	0
19)	Kelley, Was.	22	108	4.9	21	0
20)	Stewart, Car.	33	105	3.2	10	0
21)	West, Bal.	27	102	3.8	12	2
22)	Taylor, Buf. (QB)	16	93	5.8	14	0
23)	Montgomery, G.B.	29	89	3.1	8	2
24)	Gore, Ind.	24	88	3.7	16	1
25)	Charles, Den.	19	86	4.5	14	0
26)	*Watson, Hou. (QB)	7	83	11.9	49t	1
27)	C. Thompson, Was.	6	81	13.5	61t	2
28)	Richard, Oak.	11	80	7.3	52t	1
29)	*Cohen, Chi.	12	79	6.6	46	0
30)	Wilson, Sea. (QB)	14	74	5.3	29	0
31)	Crowell, Cle.	27	70	2.6	17	0
32t)	Forte, NY-J	15	69	4.6	16	0
32t)	Ingram, N.O.	14	69	4.9	28	0
32t)	Murray, Ten.	21	69	3.3	21	0
35t)	Gordon, LA-C	27	67	2.5	21	1
35t)	*Perine, Was.	21	67	3.2	12	0
35t)	Rodgers, T.B.	19	67	3.5	10	1
38)	Patterson, Oak. (WR)	4	62	15.5	43t	1
39)	Wentz, Phi. (QB)	8	61	7.6	24	0
40t)	Howard, Chi.	22	59	2.7	11	1
40t)	Ivory, Jac.	15	59	3.9	17	0
42)	T. Coleman, Atl.	14	58	4.1	35	0
43)	*McCaffrey, Car.	21	57	2.7	11	0
44t)	Bernard, Cin.	12	50	4.2	23	0
44t)	Mariota, Ten. (QB)	9	50	5.6	15	1
44t)	Sproles, Phi.	12	50	4.2	12	0
47)	White, N.E.	12	49	4.1	10	0
48)	Prescott, Dal. (QB)	6	48	8.0	17	0
49t)	Barber, T.B.	10	47	4.7	14	0
49t)	Tolbert, Buf.	15	47	3.1	16	1

**WEEK 2 / THROUGH MONDAY, SEPTEMBER 18, 2017****NFL / THIRD-AND-ONE RUSHING LEADERS**

Rank	Player, Team	Att	FD	Pct
1t)	Freeman, Atl.	3	3	100.0
1t)	Dalton, Cin.	2	2	100.0
1t)	Henry, Ten.	2	2	100.0
1t)	Ivory, Jac.	2	2	100.0
1t)	Rodgers, T.B.	2	2	100.0
1t)	Turbin, Ind.	2	2	100.0
1t)	West, Bal.	2	2	100.0
1t)	Ajayi, Mia.	1	1	100.0
1t)	Brissett, Ind.	1	1	100.0
1t)	Burton, Chi.	1	1	100.0
1t)	Charles, Den.	1	1	100.0
1t)	*Cook, Min.	1	1	100.0
1t)	Darkwa, NY-G	1	1	100.0
1t)	Gillislee, N.E.	1	1	100.0
1t)	*K. Hunt, K.C.	1	1	100.0
1t)	*Kizer, Cle.	1	1	100.0
1t)	Lynch, Oak.	1	1	100.0
1t)	Murray, Min.	1	1	100.0
1t)	Palmer, Ariz	1	1	100.0
1t)	Patterson, Oak.	1	1	100.0
1t)	Powell, NY-J	1	1	100.0
1t)	Prescott, Dal.	1	1	100.0
1t)	D. Washington, Det.	1	1	100.0
1t)	K. Williams, Ariz	1	1	100.0
1t)	Wilson, Sea.	1	1	100.0
26)	Gurley, LA-R	3	2	66.7
27)	T. Coleman, Atl.	2	1	50.0

**WEEK 2 / THROUGH MONDAY, SEPTEMBER 18, 2017****NFL / LEADERS IN RECEPTIONS**

Rank	Player, Team	Rec	Yards	Avg	Long	TD
1)	Witten, Dal. (TE)	17	156	9.2	28t	2
2t)	Brown, Pit.	16	244	15.3	50	0
2t)	*Cohen, Chi. (RB)	16	102	6.4	19t	1
4)	Cobb, G.B.	15	145	9.7	29	0
5t)	Thielen, Min.	14	201	14.4	44	0
5t)	Allen, LA-C	14	135	9.6	24	1
5t)	Tate, Det.	14	132	9.4	19	0
5t)	Hopkins, Hou.	14	128	9.1	25	1
9t)	Ertz, Phi. (TE)	13	190	14.6	53	0
9t)	Kelce, K.C. (TE)	13	143	11.0	44	1
9t)	Landry, Mia.	13	78	6.0	18	0
12t)	Crabtree, Oak.	12	163	13.6	26t	3
12t)	Gordon, LA-C (RB)	12	90	7.5	16	1
12t)	Vereen, NY-G (RB)	12	78	6.5	20	0
15t)	Hill, K.C.	11	176	16.0	75t	1
15t)	D. Adams, G.B.	11	146	13.3	33t	1
15t)	De. Thomas, Den.	11	138	12.5	29	0
15t)	Walker, Ten. (TE)	11	137	12.5	23	0
15t)	Sanu, Atl.	11	132	12.0	24	0
15t)	Kearse, NY-J	11	123	11.2	34t	2
15t)	White, N.E. (RB)	11	115	10.5	26	0
15t)	Reed, Was. (TE)	11	84	7.6	16	0
15t)	McCoy, Buf. (RB)	11	83	7.5	21	0
24t)	Nelson, Ariz	10	163	16.3	45t	2
24t)	Green, Cin.	10	141	14.1	50	0
24t)	Thomas, N.O.	10	134	13.4	33	0
24t)	Jeffery, Phi.	10	130	13.0	24	1
24t)	Doyle, Ind. (TE)	10	120	12.0	21	0
24t)	Montgomery, G.B. (RB)	10	114	11.4	23	1
24t)	Baldwin, Sea.	10	107	10.7	34	0
24t)	Wright, Chi.	10	103	10.3	18	0
24t)	Williams, Dal.	10	85	8.5	23	0
24t)	Miller, Chi. (TE)	10	81	8.1	12	0
24t)	James, Pit. (TE)	10	68	6.8	19	2
35t)	Ju. Jones, Atl.	9	174	19.3	34	0
35t)	Hurns, Jac.	9	124	13.8	20	1
35t)	Diggs, Min.	9	120	13.3	30	2
35t)	Ty. Williams, LA-C	9	108	12.0	23	0
35t)	Garcon, S.F.	9	107	11.9	22	0
35t)	Bryant, Dal.	9	102	11.3	35	1
35t)	Cooper, Oak.	9	95	10.6	23	1
35t)	Fitzgerald, Ariz	9	95	10.6	33	0
35t)	Sanders, Den.	9	88	9.8	25	2
35t)	J. Cook, Oak. (TE)	9	81	9.0	22	0
35t)	Ingram, N.O. (RB)	9	78	8.7	18	0
35t)	*McCaffrey, Car. (RB)	9	72	8.0	16	0
35t)	Shepard, NY-G	9	67	7.4	12	0
35t)	Hyde, S.F. (RB)	9	51	5.7	10	0
35t)	E. Elliott, Dal. (RB)	9	50	5.6	30	0
35t)	Riddick, Det. (RB)	9	44	4.9	13	1

**WEEK 2 / THROUGH MONDAY, SEPTEMBER 18, 2017****NFL / RECEIVING YARDAGE LEADERS**

Rank	Player, Team	Yards	Rec	Avg	Long	TD
1)	Brown, Pit.	244	16	15.3	50	0
2)	Thielen, Min.	201	14	14.4	44	0
3)	Ertz, Phi. (TE)	190	13	14.6	53	0
4)	Hill, K.C.	176	11	16.0	75t	1
5)	Ju. Jones, Atl.	174	9	19.3	34	0
6t)	Crabtree, Oak.	163	12	13.6	26t	3
6t)	Nelson, Ariz	163	10	16.3	45t	2
8)	Witten, Dal. (TE)	156	17	9.2	28t	2
9)	Gronkowski, N.E. (TE)	149	8	18.6	53t	1
10)	D. Adams, G.B.	146	11	13.3	33t	1
11)	Cobb, G.B.	145	15	9.7	29	0
12)	Kelce, K.C. (TE)	143	13	11.0	44	1
13)	Green, Cin.	141	10	14.1	50	0
14)	De. Thomas, Den.	138	11	12.5	29	0
15)	Walker, Ten. (TE)	137	11	12.5	23	0
16t)	Allen, LA-C	135	14	9.6	24	1
16t)	Hooper, Atl. (TE)	135	4	33.8	88t	1
18t)	*Everett, LA-R (TE)	134	4	33.5	69	0
18t)	Thomas, N.O.	134	10	13.4	33	0
20t)	Sanu, Atl.	132	11	12.0	24	0
20t)	Tate, Det.	132	14	9.4	19	0
22)	Jeffery, Phi.	130	10	13.0	24	1
23)	Hopkins, Hou.	128	14	9.1	25	1
24)	*K. Hunt, K.C. (RB)	126	8	15.8	78t	2
25)	Cooks, N.E.	125	5	25.0	54	0
26)	Hurns, Jac.	124	9	13.8	20	1
27)	Kearse, NY-J	123	11	11.2	34t	2
28t)	Diggs, Min.	120	9	13.3	30	2
28t)	Doyle, Ind. (TE)	120	10	12.0	21	0
30)	White, N.E. (RB)	115	11	10.5	26	0
31t)	Matthews, Ten.	114	8	14.3	24	0
31t)	Montgomery, G.B. (RB)	114	10	11.4	23	1
33)	*Kupp, LA-R	109	7	15.6	28	1
34)	Ty. Williams, LA-C	108	9	12.0	23	0
35t)	Baldwin, Sea.	107	10	10.7	34	0
35t)	Garcon, S.F.	107	9	11.9	22	0
37)	Hilton, Ind.	106	7	15.1	32	0
38)	Bryant, Pit.	105	5	21.0	51	1
39)	Gurley, LA-R (RB)	104	8	13.0	28	1
40t)	DeValve, Cle. (TE)	103	6	17.2	49	0
40t)	Wright, Chi.	103	10	10.3	18	0
42t)	Benjamin, Car.	102	7	14.6	25	0
42t)	Bryant, Dal.	102	9	11.3	35	1
42t)	*Cohen, Chi. (RB)	102	16	6.4	19t	1
45)	Amendola, N.E.	100	6	16.7	27	0
46)	Conley, K.C.	98	6	16.3	35	0
47)	Pryor, Was.	97	8	12.1	28	0
48)	T. Smith, Phi.	96	5	19.2	30	0
49t)	Agholor, Phi.	95	7	13.6	58t	2
49t)	Coleman, N.O.	95	6	15.8	42	1
49t)	Cooper, Oak.	95	9	10.6	23	1
49t)	Fitzgerald, Ariz	95	9	10.6	33	0
49t)	Higgins, Cle.	95	7	13.6	35	0

**WEEK 2 / THROUGH MONDAY, SEPTEMBER 18, 2017****NFL / THIRD-DOWN RECEIVING LEADERS**

Rank	Player, Team	Rec	Yards	Avg	Long	TD
1t)	Tate, Det.	6	68	11.3	19	0
1t)	Landry, Mia.	6	22	3.7	12	0
3t)	Gronkowski, N.E. (TE)	5	109	21.8	53t	1
3t)	De. Thomas, Den.	5	84	16.8	29	0
3t)	Kearse, NY-J	5	79	15.8	34t	2
3t)	Thielen, Min.	5	64	12.8	27	0
3t)	Brown, Pit.	5	46	9.2	12	0
3t)	*Cohen, Chi. (RB)	5	45	9.0	14	0
3t)	Allen, LA-C	5	35	7.0	9	0
10t)	Agholor, Phi.	4	77	19.3	58t	1
10t)	Matthews, Ten.	4	67	16.8	24	0
10t)	*Kupp, LA-R	4	63	15.8	28	1
10t)	Rudolph, Min. (TE)	4	59	14.8	27	1
10t)	Ertz, Phi. (TE)	4	55	13.8	23	0
10t)	Fitzgerald, Ariz	4	51	12.8	33	0
10t)	*McCaffrey, Car. (RB)	4	51	12.8	16	0
10t)	Williams, Dal.	4	43	10.8	23	0
10t)	Hill, K.C.	4	38	9.5	14	0
10t)	*Engram, NY-G (TE)	4	36	9.0	17	0
10t)	Witten, Dal. (TE)	4	26	6.5	9	0
10t)	Riddick, Det. (RB)	4	7	1.8	5	0
22t)	Cooper, Oak.	3	48	16.0	23	0
22t)	Lewis, NY-G	3	45	15.0	22	0
22t)	Matthews, Buf.	3	43	14.3	15	0
22t)	Nelson, Ariz	3	43	14.3	17	0
22t)	Thompson, Chi.	3	42	14.0	15	1
22t)	Watkins, LA-R	3	40	13.3	28	0
22t)	Gurley, LA-R (RB)	3	39	13.0	28	0
22t)	Walker, Ten. (TE)	3	37	12.3	19	0
22t)	M. Evans, T.B.	3	35	11.7	17	0
22t)	*Davis, Ten.	3	34	11.3	23	0
22t)	Beckham, NY-G	3	32	10.7	16	0
22t)	E. Elliott, Dal. (RB)	3	30	10.0	30	0
22t)	Crowder, Was.	3	29	9.7	21	0
22t)	McCoy, Buf. (RB)	3	29	9.7	18	0
22t)	Doyle, Ind. (TE)	3	28	9.3	10	0
22t)	Beasley, Dal.	3	27	9.0	12	0
22t)	Lee, Jac.	3	27	9.0	14	0
22t)	Reed, Was. (TE)	3	26	8.7	9	0
22t)	James, Pit. (TE)	3	25	8.3	19	2
22t)	Diggs, Min.	3	23	7.7	11	1
22t)	Lockett, Sea.	3	23	7.7	9	0
22t)	Fowler, Den.	3	21	7.0	10	2
22t)	Goodwin, S.F.	3	20	6.7	10	0
22t)	Ebron, Det. (TE)	3	19	6.3	7t	1
22t)	C. Clay, Buf. (TE)	3	18	6.0	13	1
22t)	Anderson, NY-J	3	17	5.7	9	0
22t)	Hyde, S.F. (RB)	3	17	5.7	8	0
22t)	McKinnon, Min. (RB)	3	12	4.0	7	0

**WEEK 2 / THROUGH MONDAY, SEPTEMBER 18, 2017****NFL / LEADING SCORERS, NONKICKERS**

Rank	Player, Team	TD	Rush	Rec	Ret	X2	Pts
1)	*K. Hunt, K.C. (RB)	5	3	2	0	0	30
2)	Gillislee, N.E. (RB)	4	4	0	0	0	24
3t)	Crabtree, Oak. (WR)	3	0	3	0	0	18
3t)	Freeman, Atl. (RB)	3	3	0	0	0	18
3t)	Gurley, LA-R (RB)	3	2	1	0	0	18
3t)	Montgomery, G.B. (RB)	3	2	1	0	0	18
3t)	C. Thompson, Was. (RB)	3	2	1	0	0	18
8t)	Agholor, Phi. (WR)	2	0	2	0	0	12
8t)	C. Anderson, Den. (RB)	2	1	1	0	0	12
8t)	Diggs, Min. (WR)	2	0	2	0	0	12
8t)	Fleener, N.O. (TE)	2	0	2	0	0	12
8t)	*Fournette, Jac. (RB)	2	2	0	0	0	12
8t)	Fowler, Den. (WR)	2	0	2	0	0	12
8t)	*Golladay, Det. (WR)	2	0	2	0	0	12
8t)	Gordon, LA-C (RB)	2	1	1	0	0	12
8t)	James, Pit. (TE)	2	0	2	0	0	12
8t)	M. Jones, Det. (WR)	2	0	2	0	0	12
8t)	Kearse, NY-J (WR)	2	0	2	0	0	12
8t)	Maclin, Bal. (WR)	2	0	2	0	0	12
8t)	Nelson, Ariz (WR)	2	0	2	0	0	12
8t)	Sanders, Den. (WR)	2	0	2	0	0	12
8t)	West, Bal. (RB)	2	2	0	0	0	12
8t)	Witten, Dal. (TE)	2	0	2	0	0	12
24)	Jeffery, Phi. (WR)	1	0	1	0	1	8

**WEEK 2 / THROUGH MONDAY, SEPTEMBER 18, 2017****NFL / LEADING SCORERS, KICKERS**

Rank	Player, Team	PAT	FG	Pct	Long	Pts
1t)	Succop, Ten.	5/ 5	6/ 7	.857	52	23
1t)	Tavecchio, Oak.	8/ 8	5/ 5	1.000	52	23
3)	Zuerlein, LA-R	7/ 7	5/ 5	1.000	50	22
4t)	Bryant, Atl.	6/ 6	5/ 5	1.000	53	21
4t)	Gostkowski, N.E.	6/ 7	5/ 5	1.000	32	21
4t)	Lutz, N.O.	3/ 3	6/ 7	.857	46	21
7)	Gano, Car.	2/ 2	6/ 6	1.000	39	20
8)	Bailey, Dal.	3/ 3	5/ 5	1.000	56	18
9)	Boswell, Pit.	5/ 5	4/ 4	1.000	46	17
10t)	Dawson, Ariz	3/ 3	4/ 6	.667	40	15
10t)	Myers, Jac.	3/ 4	4/ 5	.800	43	15
10t)	Santos, K.C.	9/ 9	2/ 2	1.000	39	15
10t)	Walsh, Sea.	0/ 1	5/ 5	1.000	41	15
14t)	Catanzaro, NY-J	2/ 2	4/ 4	1.000	52	14
14t)	Forbath, Min.	2/ 4	4/ 4	1.000	45	14
14t)	Hopkins, Was.	5/ 5	3/ 4	.750	41	14
14t)	Tucker, Bal.	5/ 5	3/ 4	.750	28	14
18)	Parkey, Mia.	1/ 1	4/ 4	1.000	54	13
19t)	Gould, S.F.	0/ 0	4/ 4	1.000	44	12
19t)	McManus, Den.	9/ 9	1/ 3	.333	20	12
21t)	Folk, T.B.	2/ 3	3/ 3	1.000	50	11
21t)	Prater, Det.	5/ 5	2/ 2	1.000	58	11
23t)	Crosby, G.B.	4/ 4	2/ 2	1.000	40	10
23t)	Sturgis, Phi.	1/ 2	3/ 3	1.000	50	10
23t)	Vinatieri, Ind.	1/ 2	3/ 4	.750	46	10
26)	Bullock, Cin.	0/ 0	3/ 3	1.000	39	9
27t)	*Elliott, Cin.-Phi.	2/ 2	2/ 3	.667	40	8
27t)	Fairbairn, Hou.	2/ 2	2/ 2	1.000	42	8
27t)	*Gonzalez, Cle.	2/ 2	2/ 2	1.000	38	8
27t)	*Koo, LA-C	5/ 5	1/ 4	.250	41	8
31)	Rosas, NY-G	1/ 1	2/ 2	1.000	25	7
32t)	Barth, Chi.	3/ 3	1/ 1	1.000	54	6
32t)	Hauschka, Buf.	3/ 3	1/ 2	.500	45	6

**NFL / TOUCHBACKS ON KICKOFFS**

Rank	Player, Team	TB
1)	Zuerlein, LA-R	13
2)	McManus, Den.	12
3)	Tavecchio, Oak.	11
4)	Bosher, Atl.	10
5)	Gano, Car.	9
6t)	Boswell, Pit.	8
6t)	Myers, Jac.	8
6t)	Santos, K.C.	8
9t)	Bailey, Dal.	7
9t)	Tucker, Bal.	7
11t)	*Gonzalez, Cle.	6
11t)	Hopkins, Was.	6
11t)	Succop, Ten.	6
14t)	Barth, Chi.	5
14t)	Forbath, Min.	5
14t)	Lutz, N.O.	5
17t)	Bullock, Cin.	4
17t)	Catanzaro, NY-J	4
17t)	Crosby, G.B.	4
17t)	Fairbairn, Hou.	4
17t)	Folk, T.B.	4
17t)	Gostkowski, N.E.	4
17t)	Hauschka, Buf.	4
17t)	*Koo, LA-C	4
17t)	Locke, Det.	4
17t)	Pinion, S.F.	4
17t)	Prater, Det.	4
17t)	*Sanchez, Ind.	4
17t)	Walsh, Sea.	4
30)	Dawson, Ariz	3
31t)	Parkey, Mia.	2
31t)	Sturgis, Phi.	2
33t)	*Elliott, Cin.-Phi.	1
33t)	Rosas, NY-G	1

**WEEK 2 / THROUGH MONDAY, SEPTEMBER 18, 2017**

**NFL / MOST YARDS FROM SCRIMMAGE**

Rank	Player, Team	Total			Rushing			Receiving		
		Yards	Att+Rec	Avg	Yards	Att	Avg	Yards	Rec	Avg
1)	*K. Hunt, K.C. (RB)	355	38	9.3	229	30	7.6	126	8	15.8
2)	Brown, Pit. (WR)	244	16	15.3	0	0	---	244	16	15.3
3)	C. Anderson, Den. (RB)	242	49	4.9	199	45	4.4	43	4	10.8
4)	Gurley, LA-R (RB)	232	43	5.4	128	35	3.7	104	8	13.0
5)	Hyde, S.F. (RB)	220	33	6.7	169	24	7.0	51	9	5.7
6)	Montgomery, G.B. (RB)	203	39	5.2	89	29	3.1	114	10	11.4
7)	McCoy, Buf. (RB)	202	45	4.5	119	34	3.5	83	11	7.5
8t)	*Cook, Min. (RB)	201	39	5.2	191	34	5.6	10	5	2.0
8t)	Thielen, Min. (WR)	201	14	14.4	0	0	---	201	14	14.4
10)	Ertz, Phi. (TE)	190	13	14.6	0	0	---	190	13	14.6
11)	Hill, K.C. (WR)	187	14	13.4	11	3	3.7	176	11	16.0
12)	*Fournette, Jac. (RB)	185	45	4.1	140	40	3.5	45	5	9.0
13)	L. Miller, Hou. (RB)	183	40	4.6	126	35	3.6	57	5	11.4
14)	*Cohen, Chi. (RB)	181	28	6.5	79	12	6.6	102	16	6.4
15)	Ju. Jones, Atl. (WR)	174	9	19.3	0	0	---	174	9	19.3
16)	Allen, Bal. (RB)	172	40	4.3	137	35	3.9	35	5	7.0
17)	White, N.E. (RB)	164	23	7.1	49	12	4.1	115	11	10.5
18t)	Crabtree, Oak. (WR)	163	12	13.6	0	0	---	163	12	13.6
18t)	Nelson, Ariz. (WR)	163	10	16.3	0	0	---	163	10	16.3
20t)	E. Elliott, Dal. (RB)	162	42	3.9	112	33	3.4	50	9	5.6
20t)	C. Thompson, Was. (RB)	162	13	12.5	81	6	13.5	81	7	11.6
22)	Gordon, LA-C (RB)	157	39	4.0	67	27	2.5	90	12	7.5
23)	Witten, Dal. (TE)	156	17	9.2	0	0	---	156	17	9.2
24)	Cobb, G.B. (WR)	155	16	9.7	10	1	10.0	145	15	9.7
25t)	*Carson, Sea. (RB)	149	28	5.3	132	26	5.1	17	2	8.5
25t)	Gronkowski, N.E. (TE)	149	8	18.6	0	0	---	149	8	18.6
27t)	Ingram, N.O. (RB)	147	23	6.4	69	14	4.9	78	9	8.7
27t)	Kelce, K.C. (TE)	147	14	10.5	4	1	4.0	143	13	11.0
29)	D. Adams, G.B. (WR)	146	11	13.3	0	0	---	146	11	13.3
30t)	Green, Cin. (WR)	141	10	14.1	0	0	---	141	10	14.1
30t)	Lynch, Oak. (RB)	141	32	4.4	121	30	4.0	20	2	10.0
32t)	Freeman, Atl. (RB)	139	35	4.0	121	31	3.9	18	4	4.5
32t)	Tate, Det. (WR)	139	16	8.7	7	2	3.5	132	14	9.4
34t)	Bell, Pit. (RB)	138	44	3.1	119	37	3.2	19	7	2.7
34t)	De. Thomas, Den. (WR)	138	11	12.5	0	0	---	138	11	12.5
34t)	Walker, Ten. (TE)	138	12	11.5	1	1	1.0	137	11	12.5
37)	Richard, Oak. (RB)	137	14	9.8	80	11	7.3	57	3	19.0
38t)	Allen, LA-C (WR)	135	14	9.6	0	0	---	135	14	9.6
38t)	Hooper, Atl. (TE)	135	4	33.8	0	0	---	135	4	33.8
40t)	*Everett, LA-R (TE)	134	4	33.5	0	0	---	134	4	33.5
40t)	Thomas, N.O. (WR)	134	10	13.4	0	0	---	134	10	13.4
42)	Sanu, Atl. (WR)	132	11	12.0	0	0	---	132	11	12.0
43)	Cooks, N.E. (WR)	131	7	18.7	6	2	3.0	125	5	25.0
44)	Jeffery, Phi. (WR)	130	10	13.0	0	0	---	130	10	13.0
45)	*McCaffrey, Car. (RB)	129	30	4.3	57	21	2.7	72	9	8.0
46)	Hopkins, Hou. (WR)	128	14	9.1	0	0	---	128	14	9.1
47t)	Abdullah, Det. (RB)	127	35	3.6	116	32	3.6	11	3	3.7
47t)	Forte, NY-J (RB)	127	22	5.8	69	15	4.6	58	7	8.3
49)	Ajayi, Mia. (RB)	126	30	4.2	122	28	4.4	4	2	2.0
50)	West, Bal. (RB)	125	29	4.3	102	27	3.8	23	2	11.5



**WEEK 2 / THROUGH MONDAY, SEPTEMBER 18, 2017****NFL / LEADERS IN FIRST DOWNS**

Rank	Player, Team	Rush	Rec	Tot
1)	*K. Hunt, K.C. (RB)	9	5	14
2)	C. Anderson, Den. (RB)	11	2	13
3)	Montgomery, G.B. (RB)	6	6	12
4t)	Brown, Pit. (WR)	0	11	11
4t)	Ertz, Phi. (TE)	0	11	11
4t)	Gurley, LA-R (RB)	8	3	11
4t)	Stewart, Car. (RB)	10	1	11
8t)	Freeman, Atl. (RB)	8	2	10
8t)	Gordon, LA-C (RB)	5	5	10
8t)	Walker, Ten. (TE)	1	9	10
8t)	West, Bal. (RB)	8	2	10
12t)	Allen, LA-C (WR)	0	9	9
12t)	Crabtree, Oak. (WR)	0	9	9
12t)	Gillislee, N.E. (RB)	9	0	9
12t)	White, N.E. (RB)	4	5	9
16t)	D. Adams, G.B. (WR)	0	8	8
16t)	Bell, Pit. (RB)	7	1	8
16t)	*Carson, Sea. (RB)	7	1	8
16t)	E. Elliott, Dal. (RB)	7	1	8
16t)	*Fournette, Jac. (RB)	6	2	8
16t)	Jeffery, Phi. (WR)	0	8	8
16t)	Lynch, Oak. (RB)	7	1	8
16t)	L. Miller, Hou. (RB)	4	4	8
16t)	De. Thomas, Den. (WR)	0	8	8
16t)	C. Thompson, Was. (RB)	3	5	8
26t)	Cobb, G.B. (WR)	1	6	7
26t)	Cooper, Oak. (WR)	0	7	7
26t)	Diggs, Min. (WR)	0	7	7
26t)	M. Evans, T.B. (WR)	0	7	7
26t)	Gronkowski, N.E. (TE)	0	7	7
26t)	Henry, Ten. (RB)	7	0	7
26t)	Hill, K.C. (WR)	0	7	7
26t)	Hopkins, Hou. (WR)	0	7	7
26t)	Hurns, Jac. (WR)	0	7	7
26t)	Ingram, N.O. (RB)	3	4	7
26t)	Ju. Jones, Atl. (WR)	0	7	7
26t)	Kelce, K.C. (TE)	1	6	7
26t)	*McCaffrey, Car. (RB)	2	5	7
26t)	McCoy, Buf. (RB)	4	3	7
26t)	Sanu, Atl. (WR)	0	7	7
26t)	Tate, Det. (WR)	0	7	7
26t)	Thielen, Min. (WR)	0	7	7
26t)	Thomas, N.O. (WR)	0	7	7
26t)	Watson, Bal. (TE)	0	7	7
26t)	Williams, Dal. (WR)	0	7	7
26t)	Ty. Williams, LA-C (WR)	0	7	7
47t)	Ajayi, Mia. (RB)	6	0	6
47t)	Allen, Bal. (RB)	4	2	6
47t)	Benjamin, Car. (WR)	0	6	6
47t)	*Cohen, Chi. (RB)	2	4	6
47t)	*Cook, Min. (RB)	6	0	6
47t)	Cooks, N.E. (WR)	1	5	6
47t)	Doyle, Ind. (TE)	0	6	6
47t)	Fitzgerald, Ariz (WR)	0	6	6
47t)	Garcon, S.F. (WR)	0	6	6
47t)	Green, Cin. (WR)	0	6	6
47t)	Hyde, S.F. (RB)	5	1	6
47t)	Kearse, NY-J (WR)	0	6	6
47t)	*Kupp, LA-R (WR)	0	6	6
47t)	Landry, Mia. (WR)	0	6	6
47t)	Nelson, Ariz (WR)	0	6	6
47t)	Pryor, Was. (WR)	0	6	6
47t)	Shepard, NY-G (WR)	1	5	6
47t)	Sproles, Phi. (RB)	3	3	6
47t)	A. Wilson, K.C. (WR)	1	5	6

**WEEK 2 / THROUGH MONDAY, SEPTEMBER 18, 2017****NFL / LEADING PUNTERS**

Rank	Player, Team	No	Yards	Lg	Avg	TB	Blk	Dwn	OB	Opp Ret	In Yds	Net 20	Avg
1)	King, Oak.	6	324	65	54.0	1	0	1	0	3	16	3	48.0
2)	O'Donnell, Chi.	8	412	69	51.5	2	0	2	0	3	41	4	41.4
3)	Colquitt, Cle.	9	451	67	50.1	0	1	2	0	6	51	3	40.0
4)	Bosher, Atl.	7	343	62	49.0	0	0	1	0	3	45	3	42.6
5t)	Anger, T.B.	3	146	54	48.7	0	0	0	0	2	10	1	45.3
5t)	Morstead, N.O.	6	292	68	48.7	0	0	1	0	3	11	3	46.8
7)	Nortman, Jac.	9	433	61	48.1	1	0	0	2	3	76	1	37.4
8)	Lechler, Hou.	14	656	59	46.9	0	0	0	1	7	105	4	39.4
9)	*Sanchez, Ind.	13	605	53	46.5	0	0	0	5	4	21	5	44.9
10t)	Edwards, NY-J	9	416	58	46.2	0	0	1	2	5	48	4	40.9
10t)	Lee, Ariz	9	416	57	46.2	0	0	1	1	7	71	1	38.3
12)	Wing, NY-G	11	508	60	46.2	1	0	1	2	4	101	0	35.2
13)	Schmidt, Buf.	12	554	57	46.2	1	0	0	0	8	57	3	39.8
14)	Way, Was.	8	366	62	45.8	0	0	1	1	4	24	4	42.8
15t)	Dixon, Den.	6	273	53	45.5	0	0	1	1	2	16	3	42.8
15t)	Huber, Cin.	12	546	61	45.5	0	0	1	2	6	38	7	42.3
17)	Ryan, Sea.	13	584	59	44.9	0	0	4	1	5	40	7	41.8
18)	Palardy, Car.	9	404	58	44.9	0	0	1	3	3	11	3	43.7
19)	Kern, Ten.	7	313	53	44.7	1	0	0	2	3	9	2	40.6
20)	Colquitt, K.C.	11	489	60	44.5	2	0	1	0	2	18	5	39.2
21t)	Hekker, LA-R	9	400	55	44.4	0	0	2	2	5	13	6	43.0
21t)	Kaser, LA-C	9	400	62	44.4	0	0	2	1	6	69	5	36.8
23)	Koch, Bal.	11	485	63	44.1	1	0	1	2	4	14	6	41.0
24)	Quigley, Min.	8	351	55	43.9	0	0	0	1	3	-1	4	44.0
25)	*Haack, Mia.	3	130	58	43.3	1	0	0	1	1	23	0	29.0
26)	C. Jones, Dal.	9	388	62	43.1	1	0	0	2	3	21	6	38.6
27)	Pinion, S.F.	11	470	51	42.7	0	0	1	1	6	7	5	42.1
28)	Berry, Pit.	11	468	59	42.5	0	0	1	3	4	46	2	38.4
29)	D. Jones, Phi.	8	339	50	42.4	1	0	1	1	3	11	2	38.5
30)	*Vogel, G.B.	8	338	57	42.3	0	0	2	0	2	7	2	41.4
31)	Locke, Det.	5	209	51	41.8	0	0	0	0	2	9	3	40.0
32)	R. Allen, N.E.	9	353	57	39.2	0	0	1	3	5	26	3	36.3

**NFL / LEADING PUNTERS, NET AVERAGE**

Rank	Player, Team	No	Yards	Lg	Avg	TB	Blk	Dwn	OB	Opp Ret	In Yds	Net 20	Avg
1)	King, Oak.	6	324	65	54.0	1	0	1	0	3	16	3	48.0
2)	Morstead, N.O.	6	292	68	48.7	0	0	1	0	3	11	3	46.8
3)	Anger, T.B.	3	146	54	48.7	0	0	0	0	2	10	1	45.3
4)	*Sanchez, Ind.	13	605	53	46.5	0	0	0	5	4	21	5	44.9
5)	Quigley, Min.	8	351	55	43.9	0	0	0	1	3	-1	4	44.0
6)	Palardy, Car.	9	404	58	44.9	0	0	1	3	3	11	3	43.7
7)	Hekker, LA-R	9	400	55	44.4	0	0	2	2	5	13	6	43.0
8)	Dixon, Den.	6	273	53	45.5	0	0	1	1	2	16	3	42.8
9)	Way, Was.	8	366	62	45.8	0	0	1	1	4	24	4	42.8
10)	Bosher, Atl.	7	343	62	49.0	0	0	1	0	3	45	3	42.6
11)	Huber, Cin.	12	546	61	45.5	0	0	1	2	6	38	7	42.3
12)	Pinion, S.F.	11	470	51	42.7	0	0	1	1	6	7	5	42.1
13)	Ryan, Sea.	13	584	59	44.9	0	0	4	1	5	40	7	41.8
14t)	O'Donnell, Chi.	8	412	69	51.5	2	0	2	0	3	41	4	41.4
14t)	*Vogel, G.B.	8	338	57	42.3	0	0	2	0	2	7	2	41.4
16)	Koch, Bal.	11	485	63	44.1	1	0	1	2	4	14	6	41.0
17)	Edwards, NY-J	9	416	58	46.2	0	0	1	2	5	48	4	40.9
18)	Kern, Ten.	7	313	53	44.7	1	0	0	2	3	9	2	40.6
19t)	Colquitt, Cle.	9	451	67	50.1	0	1	2	0	6	51	3	40.0
19t)	Locke, Det.	5	209	51	41.8	0	0	0	0	2	9	3	40.0
21)	Schmidt, Buf.	12	554	57	46.2	1	0	0	0	8	57	3	39.8
22)	Lechler, Hou.	14	656	59	46.9	0	0	0	1	7	105	4	39.4
23)	Colquitt, K.C.	11	489	60	44.5	2	0	1	0	2	18	5	39.2
24)	C. Jones, Dal.	9	388	62	43.1	1	0	0	2	3	21	6	38.6
25)	D. Jones, Phi.	8	339	50	42.4	1	0	1	1	3	11	2	38.5
26)	Berry, Pit.	11	468	59	42.5	0	0	1	3	4	46	2	38.4
27)	Lee, Ariz	9	416	57	46.2	0	0	1	1	7	71	1	38.3
28)	Nortman, Jac.	9	433	61	48.1	1	0	0	2	3	76	1	37.4
29)	Kaser, LA-C	9	400	62	44.4	0	0	2	1	6	69	5	36.8
30)	R. Allen, N.E.	9	353	57	39.2	0	0	1	3	5	26	3	36.3
31)	Wing, NY-G	11	508	60	46.2	1	0	1	2	4	101	0	35.2
32)	*Haack, Mia.	3	130	58	43.3	1	0	0	1	1	23	0	29.0

**WEEK 2 / THROUGH MONDAY, SEPTEMBER 18, 2017****NFL / PUNT RETURN LEADERS**

Rank	Player, Team	Ret	FC	Yards	Avg	Long	TD
1)	*Agnew, Det.	6	1	149	24.8	88t	1
2)	*Jackson, Ten.	3	2	60	20.0	46	0
3)	*McKenzie, Den.	5	0	68	13.6	31	0
4)	*Taylor, S.F.	4	3	49	12.3	21	0
5)	*Cohen, Chi.	5	1	55	11.0	17	0
6)	Erickson, Cin.	7	5	71	10.1	26	0
7)	Ervin, Hou.	4	3	36	9.0	21	0
8)	Tate, Buf.	4	0	35	8.8	19	0
9)	*Peppers, Cle.	4	2	34	8.5	25	0
10)	Roberts, Atl.	3	1	24	8.0	15	0
11)	Sherels, Min.	3	2	23	7.7	13	0
12)	Raymond, NY-J	5	3	38	7.6	25	0
13t)	Campanaro, Bal.	6	1	42	7.0	15	0
13t)	Grant, Mia.	3	0	21	7.0	14	0
15)	Rogers, Pit.	5	3	31	6.2	13	0
16)	Richard, Oak.	3	1	18	6.0	13	0
17)	Austin, LA-R	6	0	33	5.5	12	0
18)	Hill, K.C.	3	1	15	5.0	8	0
19)	*McCaffrey, Car.	8	2	37	4.6	11	0
20)	Crowder, Was.	4	1	16	4.0	13	0
21)	Harris, NY-G	3	6	10	3.3	10	0
22)	Bray, Ind.	7	0	23	3.3	16	0
23)	Lockett, Sea.	4	6	7	1.8	7	0

**NFL / KICKOFF RETURN LEADERS**

Rank	Player, Team	Ret	Yards	Avg	Long	TD
1)	Erickson, Cin.	3	87	29.0	41	0
2)	Raymond, NY-J	3	85	28.3	40	0
3)	Patterson, Oak.	4	111	27.8	41	0
4)	Lockett, Sea.	5	137	27.4	43	0
5)	McKinnon, Min.	6	160	26.7	39	0
6)	Bray, Ind.	3	79	26.3	30	0
7)	C. Grant, Jac.	3	74	24.7	28	0
8)	*Kamara, N.O.	4	97	24.3	34	0
9t)	*Bolden, S.F.	3	71	23.7	34	0
9t)	Drake, Mia.	3	71	23.7	34	0
11)	Cooper, LA-R	4	94	23.5	35	0
12t)	Thomas, K.C.	6	135	22.5	31	0
12t)	Thompson, Chi.	4	90	22.5	27	0
14)	*Edmunds, N.O.	3	65	21.7	27	0
15)	Harris, NY-G	3	63	21.0	23	0
16)	K. Williams, Ariz	4	81	20.3	23	0
17)	Breeland, Was.	3	59	19.7	24	0
18t)	*Ekeler, LA-C	3	49	16.3	22	0
18t)	D. Lewis, N.E.	3	49	16.3	26	0
20)	Roberts, Atl.	3	42	14.0	16	0

**WEEK 2 / THROUGH MONDAY, SEPTEMBER 18, 2017****NFL / LEADERS IN INTERCEPTIONS**

Rank	Player, Team	Int	Yards	Avg	Long	TD
1t)	Carr, Bal.	2	24	12.0	20	0
1t)	Webb, Bal.	2	10	5.0	10	0
3t)	Talib, Den.	1	103	****	103t	1
3t)	Bethel, Ariz	1	82	82.0	82t	1
3t)	Gipson, Jac.	1	67	67.0	67	0
3t)	Burris, NY-J	1	48	48.0	48	0
3t)	McClain, T.B.	1	47	47.0	47t	1
3t)	T. Johnson, LA-R	1	39	39.0	39t	1
3t)	Tartt, S.F.	1	37	37.0	37	0
3t)	Killebrew, Det.	1	35	35.0	35t	1
3t)	*Hooker, Ind.	1	32	32.0	32	0
3t)	Mosley, Bal.	1	31	31.0	31	0
3t)	Kindred, Cle.	1	30	30.0	30	0
3t)	Joyner, LA-R	1	29	29.0	29t	1
3t)	*Bowser, Bal.	1	27	27.0	27	0
3t)	*Lewis, Dal.	1	25	25.0	25	0
3t)	Quin, Det.	1	25	25.0	25	0
3t)	*N. Jones, Sea.	1	24	24.0	24	0
3t)	Kerrigan, Was.	1	24	24.0	24t	1
3t)	C. Harris, Den.	1	23	23.0	23	0
3t)	Kuechly, Car.	1	23	23.0	23	0
3t)	Wilson, Det.	1	23	23.0	23	0
3t)	Alexander, T.B.	1	22	22.0	22	0
3t)	Whitehead, Det.	1	18	18.0	18	0
3t)	*Watt, Pit.	1	17	17.0	17	0
3t)	Mathieu, Ariz	1	15	15.0	15	0
3t)	Mills, Phi.	1	15	15.0	15	0
3t)	Hyde, Buf.	1	12	12.0	12	0
3t)	Foster, Was.	1	10	10.0	10	0
3t)	Searcy, Ten.	1	8	8.0	8	0
3t)	J. Smith, Bal.	1	8	8.0	8	0
3t)	Wagner, Sea.	1	7	7.0	7	0
3t)	Phillips, LA-C	1	4	4.0	4	0
3t)	Jones, K.C.	1	-3	-3.0	-3	0
3t)	Riley, Ten.	1	2	2.0	2	0
3t)	Smith, Jac.	1	2	2.0	2	0
3t)	Weddle, Bal.	1	2	2.0	2	0
3t)	A. Brown, Dal.	1	0	0.0	0	0
3t)	McCourty, Cle.	1	0	0.0	0	0
3t)	Poyer, Buf.	1	0	0.0	0	0
3t)	Roby, Den.	1	0	0.0	0	0
3t)	Trufant, Atl.	1	0	0.0	0	0
3t)	Vigil, Cin.	1	0	0.0	0	0

**WEEK 2 / THROUGH MONDAY, SEPTEMBER 18, 2017****NFL / LEADERS IN SACKS**

Rank	Player, Team	Sacks
1t)	Campbell, Jac. (DE)	4.0
1t)	Lawrence, Dal. (DE)	4.0
3t)	Ansah, Det. (DE)	3.0
3t)	Atkins, Cin. (DT)	3.0
3t)	Griffen, Min. (DE)	3.0
3t)	Houston, K.C. (LB)	3.0
3t)	Jones, Ariz (LB)	3.0
3t)	Jones, K.C. (DE)	3.0
3t)	Suggs, Bal. (LB)	3.0
10t)	Bennett, Sea. (DE)	2.5
10t)	B. Graham, Phi. (DE)	2.5
10t)	Ingram, LA-C (LB)	2.5
10t)	Peppers, Car. (DE)	2.5
14t)	Beasley, Atl. (LB)	2.0
14t)	Chickillo, Pit. (LB)	2.0
14t)	Cox, Phi. (DT)	2.0
14t)	Edwards, Oak. (DE)	2.0
14t)	T. Flowers, N.E. (DE)	2.0
14t)	Hicks, Chi. (DE)	2.0
14t)	Hughes, Buf. (DE)	2.0
14t)	McCain, LA-C (DE)	2.0
14t)	McKinney, Hou. (LB)	2.0
14t)	Miller, Den. (LB)	2.0
14t)	Morgan, Ten. (LB)	2.0
14t)	Ngakoue, Jac. (DE)	2.0
14t)	Poyer, Buf. (DB)	2.0
14t)	Reed, Atl. (DE)	2.0
14t)	Smith, Was. (LB)	2.0
14t)	*Watt, Pit. (LB)	2.0
14t)	*Wise, N.E. (DE)	2.0
31t)	Bosa, LA-C (DE)	1.5
31t)	Clark, Sea. (DE)	1.5
31t)	Daniels, G.B. (DE)	1.5
31t)	Jernigan, Phi. (DT)	1.5
31t)	Kerrigan, Was. (LB)	1.5
31t)	Matthews, G.B. (LB)	1.5
31t)	McCray, Jac. (DE)	1.5
31t)	Perry, G.B. (LB)	1.5
31t)	Quinn, LA-R (LB)	1.5

**WEEK 2 / THROUGH MONDAY, SEPTEMBER 18, 2017****NFL / FUMBLE RECOVERIES**

Rank	Player, Team	TotRec	OffRec	DefRec
1)	Brissett, Ind.	3	3	0
2)	Raymond, NY-J	2	2	0
3t)	Andrews, N.E.	1	1	0
3t)	Brees, N.O.	1	1	0
3t)	Ja. Brown, Ariz	1	1	0
3t)	Burns, Pit.	1	0	1
3t)	Burton, Phi.	1	0	1
3t)	Campanaro, Bal.	1	1	0
3t)	Clowney, Hou.	1	0	1
3t)	Coley, Cle.	1	0	1
3t)	M. Collins, Dal.	1	0	1
3t)	Cousins, Was.	1	1	0
3t)	Cox, Phi.	1	0	1
3t)	David, T.B.	1	0	1
3t)	*Davis, Det.	1	0	1
3t)	Fackrell, G.B.	1	0	1
3t)	Floyd, Chi.	1	0	1
3t)	Foster, Was.	1	0	1
3t)	Fowler, Jac.	1	0	1
3t)	George, Ind.	1	0	1
3t)	Glennon, Chi.	1	1	0
3t)	Gurley, LA-R	1	1	0
3t)	Hayward, LA-C	1	0	1
3t)	Hicks, Phi.	1	0	1
3t)	Hill, K.C.	1	1	0
3t)	Holton, Oak.	1	0	1
3t)	L. Johnson, Phi.	1	1	0
3t)	T. Johnson, LA-R	1	0	1
3t)	Jones, Jac.	1	0	1
3t)	Joseph, Oak.	1	0	1
3t)	Judon, Bal.	1	0	1
3t)	Kennard, NY-G	1	0	1
3t)	Latimer, Den.	1	1	0
3t)	Lotulelei, Car.	1	0	1
3t)	Lynch, T.B.	1	0	1
3t)	Manning, NY-G	1	1	0
3t)	McClain, Was.	1	0	1
3t)	McCourty, N.E.	1	0	1
3t)	Milton, Ind.	1	1	0
3t)	Morgan, Min.	1	1	0
3t)	Ngakoue, Jac.	1	0	1
3t)	Orchard, Cle.	1	1	0
3t)	Palmer, Ariz	1	1	0
3t)	*Peppers, Cle.	1	1	0
3t)	Pierce, Bal.	1	0	1
3t)	Rawls, Sea.	1	1	0
3t)	Redfern, Det.	1	1	0
3t)	Reed, Was.	1	1	0
3t)	Robertson-Harris, Chi.	1	1	0
3t)	R. Robinson, S.F.	1	0	1
3t)	A. Rodgers, G.B.	1	1	0
3t)	Shepard, NY-G	1	1	0
3t)	Sherman, K.C.	1	0	1
3t)	Sherman, Sea.	1	1	0
3t)	Stewart, Car.	1	1	0
3t)	Sullivan, LA-R	1	1	0
3t)	C. Thompson, Was.	1	1	0
3t)	Tolzien, Ind.	1	1	0
3t)	Trufant, Atl.	1	0	1
3t)	Walden, Ten.	1	0	1
3t)	Washington, Oak.	1	1	0
3t)	Wentz, Phi.	1	1	0
3t)	Wright, Buf.	1	1	0

**WEEK 2 / THROUGH MONDAY, SEPTEMBER 18, 2017****NFL / OFFENSIVE FUMBLE RECOVERIES**

Rank	Player, Team	Ret	Yards	Avg	Long	TD
1)	Brissett, Ind.	3	0	0.0	0	0
2)	Raymond, NY-J	2	0	0.0	0	0
3t)	Andrews, N.E.	1	0	0.0	0	0
3t)	Brees, N.O.	1	0	0.0	0	0
3t)	Ja. Brown, Ariz	1	0	0.0	0	0
3t)	Campanaro, Bal.	1	0	0.0	0	0
3t)	Cousins, Was.	1	0	0.0	0	0
3t)	Glennon, Chi.	1	0	0.0	0	0
3t)	Gurley, LA-R	1	0	0.0	0	0
3t)	Hill, K.C.	1	0	0.0	0	0
3t)	L. Johnson, Phi.	1	0	0.0	0	0
3t)	Latimer, Den.	1	0	0.0	0	0
3t)	Manning, NY-G	1	0	0.0	0	0
3t)	Milton, Ind.	1	0	0.0	0	0
3t)	Morgan, Min.	1	0	0.0	0	0
3t)	Orchard, Cle.	1	0	0.0	0	0
3t)	Palmer, Ariz	1	0	0.0	0	0
3t)	*Peppers, Cle.	1	0	0.0	0	0
3t)	Rawls, Sea.	1	0	0.0	0	0
3t)	Redfern, Det.	1	0	0.0	0	0
3t)	Reed, Was.	1	0	0.0	0	0
3t)	Robertson-Harris, Chi.	1	0	0.0	0	0
3t)	A. Rodgers, G.B.	1	0	0.0	0	0
3t)	Shepard, NY-G	1	0	0.0	0	0
3t)	Sherman, Sea.	1	0	0.0	0	0
3t)	Stewart, Car.	1	0	0.0	0	0
3t)	Sullivan, LA-R	1	0	0.0	0	0
3t)	C. Thompson, Was.	1	0	0.0	0	0
3t)	Tolzien, Ind.	1	0	0.0	0	0
3t)	Washington, Oak.	1	0	0.0	0	0
3t)	Wentz, Phi.	1	0	0.0	0	0
3t)	Wright, Buf.	1	0	0.0	0	0

**NFL / DEFENSIVE FUMBLE RECOVERIES**

Rank	Player, Team	Ret	Yards	Avg	Long	TD
1t)	Fowler, Jac.	1	53	53.0	53t	1
1t)	Clowney, Hou.	1	49	49.0	49	0
1t)	Floyd, Chi.	1	21	21.0	21	0
1t)	Cox, Phi.	1	20	20.0	20t	1
1t)	*Davis, Det.	1	16	16.0	16	0
1t)	Trufant, Atl.	1	15	15.0	15t	1
1t)	Hayward, LA-C	1	11	11.0	11	0
1t)	Coley, Cle.	1	7	7.0	7	0
1t)	M. Collins, Dal.	1	6	6.0	6	0
1t)	R. Robinson, S.F.	1	2	2.0	2	0
1t)	Burns, Pit.	1	0	0.0	0	0
1t)	Burton, Phi.	1	0	0.0	0	0
1t)	David, T.B.	1	0	0.0	0	0
1t)	Fackrell, G.B.	1	0	0.0	0	0
1t)	Foster, Was.	1	0	0.0	0	0
1t)	George, Ind.	1	0	0.0	0	0
1t)	Hicks, Phi.	1	0	0.0	0	0
1t)	Holton, Oak.	1	0	0.0	0	0
1t)	T. Johnson, LA-R	1	0	0.0	0	0
1t)	Jones, Jac.	1	0	0.0	0	0
1t)	Joseph, Oak.	1	0	0.0	0	0
1t)	Judon, Bal.	1	0	0.0	0	0
1t)	Kennard, NY-G	1	0	0.0	0	0
1t)	Lotulelei, Car.	1	0	0.0	0	0
1t)	Lynch, T.B.	1	0	0.0	0	0
1t)	McClain, Was.	1	0	0.0	0	0
1t)	McCourty, N.E.	1	0	0.0	0	0
1t)	Ngakoue, Jac.	1	0	0.0	0	0
1t)	Pierce, Bal.	1	0	0.0	0	0
1t)	Sherman, K.C.	1	0	0.0	0	0
1t)	Walden, Ten.	1	0	0.0	0	0

