

BEARS



VS



PITTSBURGH STEELERS vs CHICAGO BEARS

SUN SEP 24 2017 NOON SOLDIER FIELD



2017 CHICAGO BEARS SCHEDULE

PRESEASON (2-2)

THURSDAY	AUGUST 10	BRONCOS	L, 17-24	FOX 32
Saturday	August 19	@ Arizona	W, 24-23	FOX 32
Sunday	August 27	@ Tennessee	W, 19-7	FOX
THURSDAY	AUGUST 31	BROWNS	L, 0-25	FOX 32

REGULAR SEASON (0-2)

SUNDAY	SEPTEMBER 10	FALCONS	L, 17-23	FOX
Sunday	September 17	@ Tampa Bay	L, 7-29	FOX
SUNDAY	SEPTEMBER 24	STEELERS	NOON	CBS
Thursday	September 28	@ Green Bay	7:25 p.m.	CBS/NFLN
MONDAY	OCTOBER 9	VIKINGS	7:30 P.M.	ESPN
Sunday	October 15	@ Baltimore	Noon*	FOX
SUNDAY	OCTOBER 22	PANTHERS	NOON*	FOX
Sunday	October 29	@ New Orleans	Noon*	FOX
Sunday	November 5	Bye		
SUNDAY	NOVEMBER 12	PACKERS	NOON*	FOX
SUNDAY	NOVEMBER 19	LIONS	NOON*	FOX
Sunday	November 26	@ Philadelphia	Noon*	FOX
SUNDAY	DECEMBER 3	49ERS	NOON*	CBS
Sunday	December 10	@ Cincinnati	Noon*	FOX
Saturday	December 16	@ Detroit	3:30 p.m.	NFLN
SUNDAY	DECEMBER 24	BROWNS	NOON	CBS
Sunday	December 31	@ Minnesota	Noon*	FOX

All games Central Time; **HOME GAMES IN CAPS AND BOLD**

* Game dates and times subject to change



GAME RELEASE | WEEK 3

BEARS

PITTSBURGH STEELERS vs CHICAGO BEARS

SEPT 24, 2017 | NOON | SOLDIER FIELD



THE BROADCASTS

TV: CBS

Greg Gumbel (talent)
Trent Green (analyst)
Jamie Erdahl (reporter)



RADIO: WBBM 780 AM, 105.9 FM

Jeff Joniak (talent)
Tom Thayer (analyst)
Zach Zaidman (reporter)



The pregame show airs three hours prior to kickoff. The postgame show from the locker room features exclusive analysis at ChicagoBears.com and CBSChicago.com/Bears. The game can also be heard on Sirius/XM channels 135 and internet channel 805.

TEAM COMPARISON



Record 0-2
Pts/Gm 12.0
Rush Yds/Gm 72.5
Pass Yds/Gm 233.0
Total Off/Gm 305.5
Total Def/Gm 341.5



Record 2-0
Pts/Gm 23.5
Rush Yds/Gm 68.5
Pass Yds/Gm 244.0
Total Off/Gm 312.5
Total Def/Gm 237.0

INDIVIDUAL LEADERS

PASSING

#8 Mike Glennon
57-85; 514 yds
2 TD, 2 INT, 257.0 ypg

PASSING

#7 Ben Roethlisberger
47-71; 506 yds
4 TD, 1 INT, 253.0 ypg

RUSHING

#29 Tarik Cohen
12-79 yds; 0 TD, 39.5 ypg

RUSHING

#26 Le'Veon Bell
37-119 yds; 0 TD, 59.5 ypg

RECEIVING

#13 Kendall Wright
10-103 yds; 0 TD, 51.5 ypg

RECEIVING

#84 Antonio Brown
16-244 yds; 0 TD, 122.0 ypg

DEFENSE

#96 Akiem Hicks
6 tkl; 2.0 sk; 3 QBH

DEFENSE

#50 Ryan Shazier
15 tkl, 1 PD, 1 QBH

SERIES HISTORY

The Bears have won the last two meetings with the Steelers and lead the overall series, 21-7-1. They are 12-1 vs. the Steelers all-time in Chicago. In the last meeting the Bears picked up a 40-23 win in 2013 at Heinz Field on Sunday Night Football. The time before that, the Bears won 17-14 in 2009 at Soldier Field. *(Complete series history on page 4)*

FIRST AND 10

- The Bears are 12-1 vs. the Steelers all-time in Chicago and are 4-1 in games played at Soldier Field.
- Sunday will be Pittsburgh's sixth visit to Soldier Field. Chicago was 8-0 against the Steelers at Wrigley Field between 1936-1969.
- Chicago head coach John Fox and Pittsburgh head coach Mike Tomlin are meeting for the fourth time in their careers with Fox holding a 2-1 edge.
- Mike Glennon's 57 completions are second best in the NFL while his 85 attempts are tied for third most. His 514 passing yards are seventh best.
- Rookie running back Tarik Cohen is tied with Pittsburgh's Antonio Brown for second in the NFL with 16 receptions.
- Cohen impressed in his rookie debut vs. the Falcons, totaling 158 all-purpose yards, the most ever by a Bears rookie in a season-debut.
- Rookie Eddie Jackson leads the team with 11 tackles.
- Defensive lineman Akiem Hicks leads the team with 2.0 sacks on the year with Eddie Goldman and Willie Young recording 1.0 sack each thus far.
- Chicago's defense has held opponents to just two touchdown drives of 50+ yards this season, both coming against the Atlanta Falcons in Week One.
- The Bears are tied for fourth in the NFL with just three rushes of 10 or more yards allowed this season (min. 2 games played). The longest rush allowed by the Bears was a Peyton Barber 14-yard gain in Week Two.

WEEKLY MEDIA SCHEDULE

WEDNESDAY, SEPT. 20

10 a.m. QB Ben Roethlisberger conference call
11:15 a.m. HC John Fox, OC Dowell Loggains,
QB Mike Glennon available at podium
11:45 a.m. to 12:30 p.m. Open locker room
11:55 a.m. HC Mike Tomlin conference call
2:10 p.m. Practice at Halas Hall

THURSDAY, SEPT. 21

11:35 a.m. Practice at Halas Hall
HC John Fox, DC Vic Fangio, STC Jeff Rodgers
available at PNC Center podium
Open locker room following podium availability

FRIDAY, SEPT. 22

11:25 a.m. Practice at Halas Hall
HC John Fox available at podium following practice
Open locker room following Coach Fox availability

SATURDAY, SEPT. 23

No availability

SUNDAY, SEPT. 24

Steelers at Bears, Noon
All times are Central and subject to change



THE COACHES



John Fox..... **Coach** Mike Tomlin
 Bears..... **Team** Steelers
 San Diego State..... **Alma Mater** William & Mary
 16th..... **Years as NFL Head Coach**.....11th
 3rd..... **Years with Team**.....11th
 9-25..... **Record with Team**..... 105-57
 128-114..... **Career Record**..... 105-57
 8-7..... **Career Playoff Record**..... 8-6
 2-3..... **Career Record vs. Opponent**..... 0-2
 2-1..... **Career Record vs. Coach**..... 1-2

BEARS FOOTBALL STAFF

Head Coach: John Fox (named 1/16/2015)
Record at Chicago: 9-25 (3rd Season)
Career Record: 128-114 (16th Season)
 Defensive Coordinator Vic Fangio
 Offensive Coordinator.....Dowell Loggains
 Special Teams Coordinator Jeff Rodgers
 Quarterbacks Dave Ragone
 Running Backs.....Curtis Modkins
 Offensive Line Jeremiah Washburn
 Wide Receivers Zach Azzanni
 Offensive Assistant..... John Dunn
 Offensive Assistant..... Ben McDaniels
 Tight Ends Frank Smith
 Assistant Offensive LineBen Wilkerson
 Linebackers Glenn Pires
 Defensive Line Jay Rodgers
 Defensive Quality Control..... Sean Desai
 Defensive Backs..... Ed Donatell
 Assistant Defensive Backs Roy Anderson
 Outside Linebackers Brandon Staley
 Assistant Special TeamsDerius Swinton II
 Strength and Conditioning Jason George
 Asst. Strength and Conditioning Pierre Ngo
 Asst. Strength and ConditioningRick Perry

BEARS MEDIA RELATIONS STAFF

VP of Communications Brandon Faber
 Director of Media Relations.....Adam Widman
 Media Relations Coordinator Jared Ellerson
 Media Relations Assistant Aaron Clark
 Public Relations Specialist Meghan Bower
 Media Relations SeasonalBen Schmitz
 SVP Marketing & Communications Scott Hagel
 Email First Name.Last Name@Bears.NFL.Net
 Media Relations Phone Number 847-295-9657

SETTING THE STAGE

The Chicago Bears (0-2) return home to face the Pittsburgh Steelers (2-0) at Noon CT Sunday at Soldier Field. The Bears are coming off a 29-7 loss at Tampa Bay while the Steelers picked up a 26-9 win over the Vikings in Pittsburgh.

Bears head coach John Fox is in his third season with the club and 16th as a head coach in the National Football League. Fox owns eight postseason wins and two Super Bowl appearances in his time as a head coach.

The Bears are led offensively by quarterback Mike Glennon, who is in his first season as a starter in Chicago. Glennon has thrown for 514 yards on 57 of 85 passing (67.1 completion rate) with two touchdowns and two interceptions. His 57 completions are second best in the NFL while his 85 attempts are tied for third most and his 514 yards are seventh best.

Leading the Bears out of the backfield is rookie Tarik Cohen and Pro Bowler Jordan Howard, who finished second in the NFL in rushing last season with 1,313 yards. Cohen has rushed for 79 yards on 12 attempts (6.6 avg) but also has done a lot of his damage out of the backfield with 16 catches -- which is tied with Pittsburgh's Antonio Brown for the second most in the NFL through two weeks -- for 102 yards and one touchdown. Wide Receiver Kendall Wright (10 rec., 103 yards) and tight end Zach Miller (10 rec., 81 yards) round out the top receiving threats for the Bears.

Defensively, rookie safety Eddie Jackson leads the team with 11 tackles, followed by defensive backs Marcus Cooper, Sr., Quintin Demps and Kyle Fuller with 10 apiece. Defensive lineman Akiem Hicks leads the team with 2.0 sacks on the year with Eddie Goldman and Willie Young recording 1.0 sack each thus far.

Pittsburgh enters the game 2-0 after posting wins at Cleveland (21-18) and at home vs. Minnesota (26-9).

Veteran quarterback Ben Roethlisberger leads the Steelers offensively. He has thrown for 506 yards on 47 of 71 passing with four touchdowns and one interception. Le'Veon Bell is once again pacing the Steelers on the ground with 119 yards through two games while wide receiver Antonio Brown leads the NFL with 244 yards receiving. Tight end Jesse James has caught 10 passes for 68 yards and two touchdowns on the year. Wide receiver Martavis Bryant is another deep threat for the Steelers with five catches for 105 yards and one touchdown.

Mike Tomlin is in his 11th season in Pittsburgh with an overall record of 105-57. He has taken his team to the postseason seven times and to the AFC Championship game on three separate occasions. In 2008 he led the Steelers to a championship with a 27-23 win over the Arizona Cardinals in Super Bowl XLIII in Tampa.



TEAM COMPARISON

BEARS STEELERS

Record 0-2 2-0
 Division Standing 4th (NFCN) ... T-1st (AFCN)
 Turnover Margin -3 (T-27th) +1 (T-8th)

OFFENSE (NFL RANK)

Net Yards Per Game 305.5 (21st) 312.5 (16th)
 Yards Per Play 4.89 (18th) 5.08 (13th)
 Points Per Game 12.0 (T-25th) 23.5 (11th)
 Possession Avg. 28:08 31:36
 Net Rushing YPG 72.5 (26th) 68.5 (29th)
 Net Passing YPG 233.0 (T-15th) 244.0 (11th)
 Had Intercepted/Yds 2/69 1/30
 Sacks Allowed/Yds 5/48 3/18
 Fumbles/Lost 4/2 1/0
 3rd Down Pct. 44.4 (11th) 30.8 (27th)
 Red Zone TD Pct. 50.0 (T-16th) 66.7 (T-8th)
 Giveaways 4 1

DEFENSE (NFL RANK)

Net Yards 341.5 (25th) 237.0 (3rd)
 Yards Per Play 5.60 (26th) 3.89 (3rd)
 Points Per Game 26.0 (28th) 13.5 (6th)
 Net Rushing Yds 90.5 (15th) 74.0 (8th)
 Net Passing Yds 251.0 (24th) 163.0 (5th)
 Intercepted By/Yards 0/0 1/17
 Sacks For/Yards 4/23 9/63
 Opp. Fumbles/Lost 1/1 2/1
 3rd Down Pct. 50.0 (T-26th) 29.6 (8th)
 Red Zone TD Pct. 37.5 (T-10th) ... 75.0 (T-26th)
 Takeaways 1 2

SPECIAL TEAMS (NFL RANK)

Punts-Avg. Yds (Gross) 51.5 42.5
 Punts-Avg. Yds (Net) 41.4 38.4
 Punt Returns-Avg. Per 11.0 6.2
 Punt Returns-Avg. Per Allowed .. 13.7 11.5
 KO Returns-Avg. Per 22.6 16.3
 KO Returns-Avg. Per Allowed 11.0 22.0
 FG Made/Attempted 1/1 4/4

PENALTIES

Penalties Against/Yards 12/99 23/215
 Opp. Penalties Against/Yds ... 12/107 15/192

INDIVIDUAL COMPARISON

BEARS STEELERS

PASSING YARDS

Glennon 514 Roethlisberger 506

RUSHING YARDS

Cohen 79 Bell 119
 Howard 59 Conner 20
 Burton 7 Bryant 7

RECEIVING YARDS

Wright 103 Brown 244
 Cohen 102 Bryant 105
 Miller 81 James 68

POINTS SCORED

Cohen 6 Boswell 17
 Howard 6 James 12
 Barth 6 Three Tied 6
 Thompson 6

INTERCEPTIONS

NA NA Watt 1

SACKS

Hicks 2.0 Chickillo 2.0
 Goldman 1.0 Watt 2.0
 Young 1.0 Five Tied 1.0

DEFENSIVE TACKLES (PRESS BOX TOTALS)

Jackson 11 Shazier 15
 Four Tied 10 Davis 11
 Floyd 7 Two Tied 10

KICKOFF RETURNS (AVG.)

Thompson 4 (22.5) Smith-Schuster 2 (12.0)
 Cunningham 1 (23.0) Watson 1 (25.0)

PUNT RETURNS (AVG.)

Cohen 5 (11.0) Rogers 5 (6.2)

FIELD GOALS (AVG.)

Barth 1/1 (100.0) Boswell 4/4 (100.0)

PUNTS (GROSS/NET AVG.)

O'Donnell 8 (51.5/41.4) Berry 11 (42.5/38.4)



BEARS-STEELERS SERIES HISTORY

The Bears have won the last two meetings with the Steelers and lead the overall series, 21-7-1. Chicago is 12-1 vs. the Steelers all-time in Chicago and 4-1 in games played at Soldier Field.

In the last meeting the Bears picked up a 40-23 win in 2013 at Heinz Field on Sunday Night Football. With that win the Bears improved to 3-0 under first-year coach Marc Trestman. The Bears led 17-0 after 13 minutes and 27-10 early in the second half. After the Steelers closed the gap to 27-23, the Bears answered with two late TDs on Jay Cutler's 17-yard pass to Earl Bennett and Julius Peppers' 42-yard fumble return.

Sunday will be Pittsburgh's sixth visit to Soldier Field. Chicago was 8-0 against the Steelers at Wrigley Field between 1936-1969.

Table with 3 columns: Year, Result, Location. Lists game outcomes from 1934 to 2013.

* NOTE: Chicago played the "Steagles" once in 1943 and twice in 1944 when Philadelphia and Pittsburgh joined teams due to numerous players having been away serving in WWII.

• In five games played at Soldier Field between the Bears and Steelers, Chicago's defense has accounted for 13 sacks (-106) and 11 interceptions (137 return yards).

• Pittsburgh's last regular season visit to Soldier Field was on September 20, 2009. The Bears came away with a 17-14 win as Jay Cutler passed for 236 yards and a pair of touchdowns to Johnny Knox and Kellen Davis.



Last Time vs. Pittsburgh
Bears 40, Steelers 23
at Heinz Field, Pittsburgh (61,575)
Sunday, Sept. 22, 2013

Summary table showing scores for Chicago (17, 7, 3, 13, 40) and Pittsburgh (0, 10, 10, 3, 23).

FIRST QUARTER

Game log for the first quarter including Gould's field goal and Forte's run.

SECOND QUARTER

Game log for the second quarter including Suisham's field goal and Wright's return.

THIRD QUARTER

Game log for the third quarter including Gould's field goal and Brown's pass.

FOURTH QUARTER

Game log for the fourth quarter including Suisham's field goal and Peppers' fumble return.

Statistical comparison table between Bears and Steelers for various categories like First Downs, Total Net Yards, etc.

RUSHING LEADERS

BEARS - Forte 16-87, 1 TD; Cutler 4-11; M. Bush 8-9. STEELERS - Dwyer 12-39; F. Jones 7-34.

RECEIVING LEADERS

BEARS - Marshall 5-52; Jeffery 7-51; Forte 4-24; E. Bennett 2-22, 1 TD; M. Bennett 2-10. STEELERS - Brown 9-196, 2 TD; Cotchery 3-52; D. Johnson 2-51; E. Sanders 4-39; H. Miller 3-35; F. Jones 2-13.

PASSING LEADERS

BEARS - Cutler 20-30, 159 yds, 1 TD, 0 INT. STEELERS - Roethlisberger 26-41, 406 yds, 2 TDs, 2 INT



NOTING LAST WEEK'S GAME AT TAMPA

CHICAGO DEFENSE LIMITING LONG TD DRIVES

The Chicago defense has limited opponents to just two touchdown drives of 50+ yards this season, both coming against the Atlanta Falcons in Week One of the 2017 regular season.

DEFENSE EARNS FIRST TAKEAWAY OF 2017

The Bears defense forced their first turnover of the 2017 season, a third-quarter Buccaneers fumble (8:26) forced by linebacker Pernelle McPhee and recovered by linebacker Leonard Floyd. It was McPhee's sixth career forced fumble and Floyd's second career fumble recovery.

YOUNG GETS FIRST SACK IN 2017

Bears linebacker Willie Young earned his first sack of the 2017 season on Sunday, dropping quarterback Jameis Winston for a five-yard loss in the first quarter (9:45). The sack marked the 31st of Young's career (-202 yards).

KWIATKOSKI GETS FIRST START IN 2017

Chicago linebacker Nick Kwiatkoski logged four tackles in his first start of the 2017 season. The 2016 4th-round pick appeared in 14 games (7 starts) a season ago and logged 42 tackles (32 solo).

GLENNON STARTS 6-OF-6

For the second week in a row, Bears quarterback Mike Glennon opened the game completing 5+ consecutive passes. Last week versus Atlanta, Glennon went 5-for-5 (33 yards). Sunday against Tampa Bay, Glennon opened 6-for-6 (54 yards).

GLENNON THROWS FOR 301

Chicago quarterback Mike Glennon completed 31-of-45 passes for 301 yards and a fourth-quarter touchdown pass to Deonte Thompson on Sunday. It was Glennon's third career outing throwing for 300 or more yards.

COHEN SETS BEARS ROOKIE RECEIVING RECORD

Bears running back Tarik Cohen has accounted for 16 receptions through the first two weeks of his NFL career, the most ever by a Bears rookie through their first two weeks (Since 1950). Prior to Sunday's contest, Johnny Knox (8 rec., 152 yards, TD) held the previous Bears record from his 2009 rookie campaign. Cohen surpassed Reggie Bush's mark of 15 on Sunday and ranks third all-time in the NFL behind Earl Cooper (1980, 19 rec.) and Anquan Boldin (2003, 18 rec.).

BELLAMY LOGS 3RD CAREER GAME OF 50+ YDS

Chicago wide receiver Josh Bellamy finished Sunday's contest with 51 receiving yards on four receptions. It was Bellamy's third career outing with 50+ receiving yards. It also marked the fifth time in his career he's tallied 4+ receptions.

THOMPSON FINDS THE ENDZONE

Bears wide receiver Deonte Thompson hauled in his first touchdown catch of the 2017 season on a 14-yard grab with 1:49 to go in the fourth quarter. It was the third touchdown of his NFL career with previous TDs coming against WAS (12/24/16) and TEN (11/27/16).

GENTRY MAKES NFL DEBUT

Chicago wide receiver Tanner Gentry made his NFL debut on Sunday, logging two catches for 27 yards.

WRIGHT LEADS BEARS IN RECEIVING

Bears wide receiver Kendall Wright hauled in a team-leading 69 receiving yards on seven catches Sunday, his best outing since Nov. 6, 2016, at Jacksonville when he tallied 64 receiving yards with the Tennessee Titans.

BEARS CONVERT 7-OF-14 ON 3RD DOWN

The Chicago offense converted 7-of-14 third down attempts on Sunday. They're 12-of-27 (44.4%) on the season after converting 87-of-214 (40.7%) in 2016.

BEARS VS. STEELERS - LAST 10 MEETINGS

Bears vs. Steelers Series History - Last 10 Games

Date	Result	Of Note
10/19/75*	L, 3-34	Bob Thomas connected on a 32-yd FG.
09/28/80*	L, 3-38	Bob Thomas connected on a 28-yd FG
11/30/86	W, 13-10	Walter Payton ties it at 10-10 on a 4th Qtr 3-yd rushing TD.
11/12/89*	W, 20-0	B. Muster hauls in a 20-yd TD pass from J. Harbaugh.
12/13/92	W, 30-6	Neal Anderson: 56 yards on 11 att. (5.1 avg) 2 TDs.
11/05/95	L, 34-37	Barry Minter 2-yd interception return for TD.
09/13/98*	L, 12-17	B. Ingram hauls in 54-yd TD pass from E. Kramer.
12/11/05*	L, 9-21	Thomas Jones finds the endzone on a 1-yd TD run.
09/20/09	W, 17-14	R. Gould hits game-winning 44 yd FG. (8-41; 3:03)
09/22/13*	W, 40-23	Peppers (42-yd FR), Wright (38-yd INT RET) log defensive TDs.

* - Denotes Games played at Pittsburgh



GAME NOTES

FOX, TOMLIN MEETING FOR FOURTH TIME

Chicago head coach John Fox and Pittsburgh head coach Mike Tomlin are meeting for the fourth time in their careers with Fox holding a 2-1 edge.

The two first met on Dec. 23, 2010 when Fox was the head coach in Carolina and the Steelers recorded a 27-3 victory at Heinz Field. They met again the very next season, except this time it came in the post-season and Fox was in his first year in Denver. The meeting took place on Jan. 8, 2012 in Denver when the Tim Tebow-led Broncos defeated the Steelers 29-23 in overtime in the AFC Wildcard playoff. Fox then defeated Tomlin and the Steelers once again in the following season opener in Denver, 31-19, on Sept. 9, 2012.

GLENNON MAKING SECOND START VS. STEELERS

Bears quarterback Mike Glennon will be making his second career start vs. the Steelers on Sunday and will be looking to improve to 2-0 against Pittsburgh. Glennon's one and only career start against the Black and Gold came on Sept. 28, 2014 when he completed 21 of 42 passes for 302 yards, two touchdowns and one interception in leading the Buccaneers to a 27-24 victory at Heinz Field. Glennon drove the Bucs 46 yards in five plays in 33 seconds and hit a diving Vincent Jackson for a 5-yard touchdown with 7 seconds remaining to lift Tampa Bay to the victory. It was Glennon's first start of the season for Tampa that year.

GLENNON AMONG NFL LEADERS

Mike Glennon has thrown for 514 yards on 57 of 85 passing (67.1 completion rate) with two touchdowns and two interceptions thus far in 2017. His 57 completions are second best in the NFL while his 85 attempts are tied for third most. His 514 yards passing are seventh best among NFC passers.

GLENNON LEADS NFL IN 4Q PASSING YARDS

Mike Glennon owns a league-best 329 fourth-quarter passing yards. Through two games, Glennon has completed 34-of-52 attempts for 329 yards, 2 TDs, 0 INTs and boasts a QBR of 95.8. Additionally, Glennon is one of seven QBs in the NFL to pass for 2 TDs and 0 INTs in fourth-quarter play. Further, his 329 yards in consecutive fourth quarters are the most by any quarterback in the NFL since 1991.



QB Mike Glennon is 1-0 in his career as a starter vs. the Steelers. This season he is second in the NFC with 57 pass completions.

NFL Quarterbacks in the 4th Quarter since 1991

Rk.	Player	YR.	TM	Yds	Y/A	TD	QBR
1.	Mike Glennon	2017	CHI	329	6.33	2	95.8
2.	Eli Manning	2013	NYG	325	7.56	3	68.5
3.	Jon Kitna	2003	CIN	309	9.36	2	84.0
4.	Drew Brees	2012	NO	308	7.33	2	62.4
5.	Tom Brady	2011	NE	297	13.5	2	137.5
6.	Cam Newton	2011	CAR	296	8.97	0	90.0

2017 NFL Quarterbacks in the 4th Quarter

Rk.	Player	TM	Yds	Y/A	TD	QBR
1.	Mike Glennon	CHI	329	6.33	2	95.8
2.	Drew Brees	NO	258	8.06	2	121.1
3.	Aaron Rodgers	GB	232	8.00	2	113.0
4.	Carson Palmer	ARI	224	9.33	2	103.5
5.	Alex Smith	KC	206	12.88	2	156.3
6.	Philip Rivers	LAC	205	6.83	2	116.7



GAME NOTES

GLENNON ONE OF FOUR STARTERS FROM SAME SCHOOL IN WEEK TWO

Bears starting QB Mike Glennon was one of four starting quarterbacks in Week Two of the NFL who played collegiately at North Carolina State. The other three included Philip Rivers (Chargers), Russell Wilson (Seahawks) and Jacoby Brissett (Colts).

In four seasons at N.C. State (2008-12), Glennon finished his career with 7,411 passing yards and 63 touchdowns while completing 646 of 1,069 passes ... finished his senior season with the second-most passes attempted (564) in ACC history, third-most completions (330), fourth-most passing yards (4,031) and tied for the fifth-most passing touchdowns (31). He and Rivers are the only Wolfpack quarterbacks in school history to throw for 4,000+ yards in a single season and was one of only three quarterbacks in N.C. State history to complete 300+ passes in a single season (Rivers, Wilson).

COHEN MAKING HISTORY IN PASSING GAME

Bears running back Tarik Cohen has accounted for 16 receptions through the first two weeks of his NFL career, the most ever by a Bears rookie through their first two weeks (Since 1950). Prior to the 2017 opener, Johnny Knox (8 rec., 152 yards, TD) held the previous Bears record from his 2009 rookie campaign. Cohen surpassed Reggie Bush's mark of 15 on Sunday and ranks third all-time in the NFL behind Earl Cooper (1980, 19 Rec.) and Anquan Boldin (2003, 18 Rec.).



RB Tarik Cohen is tied for second in the NFL with Antonio Brown with 16 receptions. (AP Images)

Rk.	Player	Year	TM	Rec	Yds	TD
1.	Earl Cooper	1980	SF	19	122	1
2.	Anquan Boldin	2003	ARI	18	279	2
3.	Tarik Cohen	2017	CHI	16	102	1
4.	Reggie Bush	2006	NO	15	120	0
5.	Jahvid Best	2010	DET	14	170	1

Cohen also is tied for second in the NFL in terms of receptions by any position player. Cohen's 16 receptions matches Pittsburgh's Antonio Brown and trails only Dallas' Jason Witten (17).

Rk.	Player	TM	Rec	Yds	AVG	TD
1.	Jason Witten	DAL	17	156	9.2	2
2t.	Tarik Cohen	CHI	16	102	6.4	1
2t.	Antonio Brown	PIT	16	244	15.3	0
4.	Randall Cobb	GB	15	145	9.7	0
5t.	Keenan Allen	LAC	14	135	9.6	1
5t.	DeAndre Hopkins	HOU	14	128	9.1	1
5t.	Adam Thielen	MIN	14	201	14.4	0
5t.	Golden Tate	DET	14	132	9.4	0
8t.	Zach Ertz	PHI	13	190	14.6	0
8t.	Travis Kelce	KC	13	143	11.0	1
8t.	Jarvis Landry	MIA	13	78	6.0	0

NFL'S TOP RB REC. LEADERS, Wks 1& 2

Bears rookie Tarik Cohen is tied for sixth all-time in terms of receptions by a running back through Weeks 1 & 2. Cohen's 16 catches in his first two games are a Chicago Bears record.

Rk.	Player	YR.	TM	Rec	Yds	AVG	TD
1.	M. Faulk	2002	STL	21	127	6.0	0
2.	E. Cooper	1980	SF	19	122	6.4	1
3t.	T. Galbreath	1978	NO	18	144	8.0	0
3t.	D. Sproles	2012	NO	18	163	9.1	1
5.	M. Tolbert	2011	SD	17	131	7.7	2
6t.	T. Cohen	2017	CHI	16	102	6.4	1
6t.	G. Bell	1985	BUF	16	109	6.8	0
6t.	M. Faulk	2001	STL	16	127	7.9	0
6t.	P. Hofer	1980	SF	16	249	15.6	2
6t.	G. Pruitt	1981	CLE	16	151	9.4	1
6t.	D. Williams	2004	HOU	16	165	10.3	0

COHEN IN THE PUNT RETURN GAME

Tarik Cohen has returned five punts for 55 yards (11.0 avg.) through two games in 2017. His 11.0 return average ranks fifth in the National Football League and third among NFC returners.

Rk.	Player	TM	Ret.	Yds	Y/A
1.	Jamal Agnew	DET	6	149	24.8
2.	Adoree' Jackson	TEN	3	60	20.0
3.	Isaiah McKenzie	DEN	5	68	13.6
4.	Trent Taylor	SF	4	49	12.3
5.	Tarik Cohen	CHI	5	55	11.0

**GAME NOTES**

DL Akiem Hicks tied a career high with 2.0 sacks against the Falcons, the fifth multi-sack game of his career.

COHEN IMPRESSES IN DEBUT

Tarik Cohen impressed in his rookie debut vs. the Falcons, totaling 158 all-purpose yards, the most ever by a Bears rookie in a season-debut. The previous record was 148 yards, set by Bob Margarita against the Green Bay Packers in 1944.

Cohen rushed for a team-high 66 yards on five carries (13.2 avg) and also led the team with eight catches for 47 yards, including a 19-yard touchdown in the fourth quarter. The rookie from North Carolina A&T also had three punt returns for 45 yards.

Cohen's eight receptions were the fifth most by a Bears rookie since 1950.

Single-Game Receptions by Bears Rookies (since 1950)

Rk-Player	Date	Opp-Score	Rec-Yds-TDs
1. Ken Margerum	1981-10-04	@MIN-L, 21-24	10-140-0
2. Mike Ditka	1961-11-12	vs. GNB-L, 28-31	9-190-3
3. George Farmer	1970-12-13	vs. GNB-W, 35-17	9-142-1
4. Ken Grandberry	1974-11-03	vs. MIN-L, 0-17	9-33-0
5. Tarik Cohen	2017-09-10	vs. ATL-L, 17-23	8-47-1
6. Mike Ditka	1961-12-17	vs. MIN-W, 52-35	8-102-2

ROOKIES LEADING IN TACKLES

Defensive back Eddie Jackson led the Bears defense in tackles on Sunday (8) versus Tampa Bay. A fourth-round pick in the 2017 NFL Draft (112th overall), Jackson is the first Bears rookie to lead the team outright in tackles since defensive back Adrian Amos did so on Dec. 27, 2015 versus Tampa Bay when he also recorded eight tackles. Amos led the Bears in tackles on five separate occasions in 2015. Bears linebacker Nick Kwiatkoski matched a team-high six tackles versus Tennessee in 2016 (11/27/16).

O'DONNELL SECOND IN NFL IN PUNT AVERAGE

Punter Pat O'Donnell currently leads the NFC and is second in the NFL with his 51.5 punting average. He trails only Oakland's Marquette King (54.0).

O'Donnell's long punt of the season was a 69-yarder in the opener against the Falcons, which is currently the longest punt in the NFL this season. He followed that up with a 63-yarder in Week Two at Tampa Bay. He has two punts for a touchback and has dropped four inside the 20-yard line.

SIX BEARS MAKE STARTING DEBUTS IN WEEK ONE

Six members of the Bears roster made their first start in a Bears uniform against the Falcons: QB Mike Glennon, TE Dion Sims, OL Tom Compton, DB Quintin Demps, DB Marcus Cooper Sr., and DB Eddie Jackson.

Jackson's start marked the first Bear to make an opening-day start at safety since Adrian Amos in 2015. Amos started all 16 games in 2015.

DEFENSE STOUT IN AGAINST NFC CHAMPS

The Bears held the NFC's second-ranked offense in 2016 to just 64 yards rushing in Week one. The Falcons, who were third in the NFC in rushing last season with 120.5 yards per game, were held to nearly half that total (64). Devonta Freeman, the fifth-leading rusher in the NFC last season, was held to 37 yards on 12 carries (3.1 avg). Tevin Coleman was held in check as well, gaining only 16 yards on eight carries.

HICKS RECORDS FIFTH MULTI-SACK GAME

Defensive lineman Akiem Hicks tied a career high with 2.0 sacks vs. the Falcons while adding three tackles and three QBH. He logged his first sack of the 2017 season when he brought down Atlanta quarterback Matt Ryan in the second quarter (7:38) for a six-yard loss. He added his second takedown in the third quarter (11:00) on a seven-yard loss. It was Hicks' fifth career multi-sack performance and his third since arriving in Chicago.



GAME NOTES

BARTH CONNECTS FROM DEEP

Kicker Connor Barth connected on a 54-yard field in the second quarter against Atlanta. It was Barth's 18th career field goal of 50+ yards and matched his longest in a Bears uniform.

BEARS NAME 2017 CAPTAINS

The Chicago Bears have named captains for the 2017 season. Those players include quarterback Mike Glennon, offensive lineman Josh Sitton, linebacker Jerrell Freeman, defensive back Quintin Demps and defensive back Sherrick McManis.

Glennon enters his first season with the Bears after completing 374-of-630 passes (59.4 percent) over four seasons with the Tampa Bay Buccaneers.

Sitton, a 10-year veteran and four-time Pro Bowler, enters his second season with the Bears.

Demps, also a 10-year veteran, enters his first season with the Bears after leading the Texans with six interceptions last season.

Freeman also enters his second season with the Bears. He led the team in tackles a year ago, despite only playing in 12 games.

McManis enters his eighth NFL season and sixth with the Bears. He's led the Bears in special teams tackles the past two seasons.

Offensive Captains

Mike Glennon
Josh Sitton

Defensive Captains

Quintin Demps
Jerrell Freeman

Special Teams Captain

Sherrick McManis

BEARS SIGN HICKS, LENO JR. TO CONTRACT EXTENSIONS

The Bears signed offensive lineman Charles Leno Jr. (Aug. 23), and defensive lineman Akiem Hicks (Sept. 9) to four-year contract extensions prior to the start of the 2017 season.

Leno Jr., is in his fourth season with the Bears after starting all 16 games at left tackle last season – one of two Bears on the offensive side to start every game. In 2016, the Boise State alum helped pave the way for an offense that finished third in the NFL in rushing and helped Jordan Howard set the franchise record for rushing yards by a rookie with 1,313. For his career, Leno Jr., has started 30-of-38 games and has played all 16 games in the past two seasons.

Hicks is in his second season with the Bears after starting all 16 games last season – the only Bears defensive player to start every game. The

sixth-year pro set career highs in 2016 with 7.0 sacks and three pass breakups while also recording 5.0 tackles-for-loss.

BEARS AMONG NFL'S BEST TO UTILIZE YOUNG TALENT

Sixteen Bears saw their first NFL action in 2016, appearing in 153 games while tallying 73 starts.

Rk.	Team	Players	G	GS
1.	Cleveland Browns	23	238	81
2.	CHICAGO BEARS	16	153	73
3.	Indianapolis Colts	18	185	58
4.	Jacksonville Jaguars	14	145	56
5.	Dallas Cowboys	6	76	56
6.	New York Jets	23	177	50
7.	New York Giants	13	136	50
8.	Atlanta Falcons	9	84	50
9.	Pittsburgh Steelers	9	100	43
10.	San Diego Chargers	13	161	41

YOUTH MOVEMENT

The Bears 2016 draft class logged 3,390 snaps from scrimmage last season, the fourth most in the NFL. Rookies drafted by the club prior to 2015 saw action in a league low 2,857 snaps.

Rk. Team Snaps

1.	CLE	4,339
2.	TEN	3,512
3.	IND	3,509
4.	CHI	3,390
5.	DAL	3,137

NEW FACES IN 2017

Bears general manager Ryan Pace and his staff made several free agent acquisitions this past offseason, headlined by quarterback Mike Glennon from Tampa Bay. Below is a breakdown of notable new acquisitions and their former team, along with Bears who were re-signed from last season.

Name, Pos.	From
Prince Amukamara, DB	JAX
Michael Burton, FB	DET
Tom Compton, OL	ATL
Marcus Cooper, DB	ARI
Benny Cunningham, RB	LAR
Quintin Demps, DB	HOU
Mike Glennon, QB	TB
John Jenkins, DL	SEA
Mark Sanchez, QB	DAL
Dion Sims, TE	MIA
Bradley Sowell, OL	SEA
Markus Wheaton, WR	PIT
Kendall Wright, WR	TEN



GAME NOTES

BEARS QBs IN THEIR FIRST SEASON IN CHICAGO

Former Bears quarterback, Jay Cutler, arrived in Chicago in 2009 when he set the franchise record for most touchdown passes by a QB in their inaugural season with the club (27). Quarterback Mike Glennon needs five TD passes to break into the club's Top-10 list. (*Minimum 8 Games*)

Rk. Player	Year	G	TD	INT	Rate
1. Jay Cutler	2009	16	27	26	76.8
2. Billy Wade	1961	13	22	13	93.7
3. Dave Krieg	1996	13	14	12	76.3
4. Charlie O'Rourke	1942	11	11	16	82.1
5. Steve Walsh	1994	12	10	8	77.9
6. Kyle Orton	2005	15	9	13	59.7
7. Jim McMahon	1982	8	9	7	79.9
8. Cade McNown	1999	15	8	10	66.7
9. Zeke Bratkowski	1954	12	8	17	60.8
10. Kordell Stewart	2003	9	7	12	56.8
Mike Glennon	2017	2	2	2	81.2

TALLEST QUARTERBACKS IN BEARS HISTORY

Bears quarterback Mike Glennon ranks tied for first all-time in terms of height by a Chicago Bears quarterback, matching former quarterback Jonathan Quinn at 6-foot, 6-inches tall.

No.	Name	Ht.	Wt.	Years
T1.	Mike Glennon	6-6	225	2017
	Jonathan Quinn	6-6	240	2009
3.	Jason Campbell	6-5	235	2012

HOWARD'S HISTORIC ROOKIE SEASON

Bears running back Jordan Howard rushed for a Bears rookie record 1,313 yards in 2016. A fifth-round pick in the 2016 NFL Draft, Howard's total ranks third all-time among rookie running backs selected in the fifth round or later.

Rk. Player	TM	Rd.	Yards	Year
1. Alfred Morris	WAS	6	1,613	2012
2. Mike Anderson	DEN	6	1,487	2000
3. Jordan Howard	CHI	5	1,313	2016
4. Don Woods	SD	6	1,162	1974
5. Terrell Davis	DEN	6	1,117	1995

Howard was named to the 2017 NFL Pro Bowl after his impressive rookie campaign. He was the first Bears rookie running back to be named to the Pro Bowl since Gale Sayers following the 1965 season and the fifth Bears rookie running back to get a Pro Bowl nod overall. He also became the first Bears running back to be named to the Pro Bowl since Matt Forte following the 2013 season and the first Bears rookie since Kyle Long also earned those honors following 2013.

BEARS ROOKIE 1,000-YARD RUSHERS IN YEAR 2

Five running backs in Bears history have rushed for 1,000+ yards in their rookie season. Jordan Howard, who most recently accomplished the feat in 2016, looks to become the first Bear to start his career with consecutive 1,000-yard rushing seasons.

Rk. Player	Year 1	Yards	Year 2	Yards
1. Jordan Howard	2016	1,313	2017	59
2. Matt Forte	2008	1,238	2009	929
3. Anthony Thomas	2001	1,183	2002	721
4. Rashaan Salaam	1995	1,074	1996	496
5. Beattie Feathers	1934	1,004	1935	281

BEARS ALL-TIME RUSHERS IN FIRST TWO YEARS

Former Chicago running back Matt Forte (2008-15) ranks first in Bears history with 2,167 rushing yards in his first two seasons with the club. Second-year running back Jordan Howard ranks eighth following a rookie campaign which covered 1,313 rushing yards to rank him eighth overall entering the 2017 season.

Rk. Player	2-Year Total	Years
1. Matt Forte	2,167	2008-09
2. Gale Sayers	2,098	1965-66
3. Walter Payton	2,069	1975-76
4. Anthony Thomas	1,904	2001-02
5. Rick Casares	1,798	1955-56
6. Rashaan Salaam	1,570	1995-96
7. Curtis Enis	1,413	1998-99
8. Jordan Howard	1,372	2016-17

HOWARD AMONG NFL LEADERS IN RUSHES OF 20+ YARDS IN 2016

Bears running back Jordan Howard ranked tied for third in the NFL with 10 rushes of at least 20 yards last season.

Rk. Player	20-yard rushes	Long
1. Ezekiel Elliott (DAL)	14	60t
2. LeSean McCoy (BUF)	11	75t
3. Jordan Howard (CHI)	10	69
Jay Ajayi (MIA)	10	62t
5. Isaiah Crowell (CLE)	8	85t



GAME NOTES

HOWARD RECORDS SEVEN 100-YARD GAMES IN 2016

Jordan Howard recorded seven 100-yard rushing performances last season, becoming first Bears rookie running back to record seven 100-yard games in a season. The previous high was five games, set by Beattie Feathers in 1934 and matched by Rashaan Salaam in 1995.

Opponent	Date	Yards
vs. DET	10/2	111
at IND	10/9	118
vs. MIN	10/31	153
at TB	11/13	100
vs. SF	12/4	117
vs. WAS	12/24	119
at MIN	1/1	135

RETURNING O-LINES + 1,000-YARD RUSHERS

The Chicago Bears are one of six teams in the National Football League returning a 1,000-yard rusher from 2016 and the entire starting offensive line (minimum 8 starts). Chicago's Jordan Howard ranks first among running backs returning with their entire starting offensive line from last season. The offensive line includes two Pro Bowlers in Josh Sitton and Kyle Long and Cody Whitehair, Charles Leno Jr. and Bobby Massie.

Rk.	Player	Team	Yards
1.	Jordan Howard	CHI	1,313
2.	DeMarco Murray	TEN	1,287
3.	Le'Veon Bell	PIT	1,268
4.	LeSean McCoy	BUF	1,267
5.	Lamar Miller	HOU	1,073
6.	Frank Gore	IND	1,025

STARTERS GAME-BY-GAME

OFFENSE	WR	TE/WR	LT	LG	C	RG	RT	QB	RB	WR/RB	TE/FB
Atlanta	White	Sims	Leno	Compton	Whitehair	Sitton	Massie	Glennon	Howard	Thompson	Miller
at Tampa Bay	Bellamy	Sims	Leno	Compton	Whitehair	Sitton	Massie	Glennon	Howard	Cohen	Burton
Pittsburgh											
at Green Bay											
Minnesota											
at Baltimore											
Carolina											
at New Orleans											
Green Bay											
Detroit											
at Philadelphia											
San Francisco											
at Cincinnati											
at Detroit											
Cleveland											
at Minnesota											

DEFENSE	DE	NT	OLB	ILB	ILB	OLB	DE/DB	CB	S	S	CB
Atlanta	Hicks	Goldman	Young	Freeman	Trevathan	Floyd	Callahan	Cooper	Demps	Jackson	Fuller
at Tampa Bay	Hicks	Goldman	Acho	Kwiatkoski	Trevathan	Floyd	Acho	Cooper	Demps	Jackson	Fuller
Pittsburgh											
at Green Bay											
Minnesota											
at Baltimore											
Carolina											
at New Orleans											
Green Bay											
Detroit											
at Philadelphia											
San Francisco											
at Cincinnati											
at Detroit											
Cleveland											
at Minnesota											



GAME NOTES

WHEATON AMONG MOST RECENT TO JOIN 200-YD RECEIVING CLUB

Bears wide receiver Markus Wheaton posted a career-best 201-yard receiving performance with the Steelers (9 rec., TD) at Seattle in Week 12 of the 2015 season. Wheaton is one of seven active receivers in the National Football League to have recorded a 200-yard receiving game in the past 3 seasons.

Rk.	Player	Date	Opp.	Rec.	Yards
1.	Julio Jones	10/2/16	Car	12	300
2.	Antonio Brown	11/8/15	Oak	17	284
3.	A.J. Green	9/27/15	Bal	10	227
4.	Odell Beckham Jr.	10/16/16	Bal	8	222
5.	Marvin Jones Jr.	9/25/16	GB	6	205
6.	Adam Thielen	12/24/16	GB	12	202
7.	Markus Wheaton	11/29/15	Sea	9	201

CAREER PASSES DEFENSED, NFC NORTH

Chicago cornerback Prince Amukamara enters his first seasons with the Bears in 2017. Amukamara, who spent the 2016 season with Jacksonville and 2011-15 with the Giants, leads all Bears defensive backs and ranks fourth among active players in the NFC North in terms of career passes defended (49).

Rk.	Player	TM	PD	Years
1.	Terence Newman	MIN	179	2003-16
2.	Glover Quin	DET	77	2009-16
3.	Xavier Rhodes	MIN	51	2013-16
4.	Prince Amukamara	CHI	49	2011-16

DEMPS FIVE INTs IN WEEKS 10-17 LED THE NFL

Bears safety Quintin Demps hauled in an NFL-best five interceptions in the second half of the 2016 regular season (Weeks 10-17). Demps finished the 2016 season with six interceptions while appearing in 13 contests.

Rk.	Player	Int	Yards	Avg.
1.	Quintin Demps	5	48	9.6
2.	Tony Lippett	4	0	0.0
	D. Rodgers-Cromartie	4	28	7.0

COOPER'S CLIMB AS A 7TH-ROUND DRAFT PICK

Bears cornerback Marcus Cooper enters his fifth season in the National Football League after being selected in the seventh round of the 2013 NFL Draft. Cooper, having logged 25 starts in his career, leads all seventh round and undrafted players on defense in career starts dating back to the 2012 NFL Draft.

Rk.	Player	Selected	GP	GS
1.	Marcus Cooper	2013, 7th Rd.	56	26
2.	Andre Hal	2014, 7th Rd.	47	24
3.	T.J. Carrie	2014, 7th Rd.	46	23

FLOYD FINISHES 3RD AMONG ROOKIES IN SACKS IN 2016

LB Leonard Floyd finished 2016 with 7.0 sacks which ranked third most among all rookies in 2016 and most by a Bears rookie since Mark Anderson in 2006 (12.0).

Rk.	Player	Team	Sacks
1.	Joey Bosa	SD	10.5
2.	Yannick Ngakoue	JAX	8.0
3.	Leonard Floyd	CHI	7.0
4.	DeForest Buckner	SF	6.0
	Emmanuel Ogbah	CLE	6.0

FLOYD RANKS 3RD IN SACKS BY A BEARS ROOKIE

Leonard Floyd's 7.0 sacks in 2016 rank third most among Bears rookies (since sacks became an official stat in 1982).

Rk.	Player	Year	Gms	Sacks
1.	Mark Anderson	2006	16	12.0
2.	Brian Urlacher	2000	16	8.0
3.	Leonard Floyd	2016	12	7.0
4.	Sean McInerney	1987	3	6.5
5.	Trace Armstrong	1989	15	5.0

FLOYD MULTI-SACK GAMES

Leonard Floyd posted three multi-sack games as a rookie in 2016, the most by a Bears rookie since Mark Anderson tallied 4 in 2006.

Date	Opp	Sacks
12/4	vs. SF	2.0
10/20	at GB	2.0
11/13	at TB	1.5

RECAPPING THE 2017 NFL DRAFT

The Chicago Bears made five selections in the 2017 NFL Draft this past April, headlined by No. 2 overall pick, quarterback Mitchell Trubisky from North Carolina.

Rd.	Name	Pos.	School
1. (2)	Mitchell Trubisky	QB	North Carolina
2. (45)	Adam Shaheen	TE	Ashland
4. (112)	Eddie Jackson	DB	Alabama
4. (119)	Tarik Cohen	RB	N.C. A&T
5. (147)	Jordan Morgan	OL	Kutztown (Pa.)



2017 SCHEDULE • BY THE NUMBERS

- 0:** Number of Sunday Night Football games on this year's schedule for the Bears, who have played at least one SNF contest each of the past 17 years. The Bears have two prime-time games this year, one on Thursday Night Football (Sept. 28 at Green Bay) and one on Monday Night Football (Oct. 9 against Minnesota at Soldier Field).
- 3:** Times the Bears, prior to this year, have opened the season against the Falcons. The Bears lost to Atlanta 37-21 in 1972 and 20-17 in 1983 before beating the Falcons 30-12 in 2011. As is the case with this year's opener, all three of those games were played in Chicago.
- 3:** Number of consecutive years the Bears will have hosted the 49ers the first week of December. The Bears lost to San Francisco 26-20 in overtime Dec. 6, 2015 and beat the 49ers 26-6 last Dec. 4. This year's game is scheduled for Dec. 3.
- 4:** Consecutive games to start the season against teams that had winning records last year. The stretch includes contests against three defending division winners in the Falcons (11-5), Steelers (11-5) and Packers (10-6) that combined to post a 32-16 record in 2016.
- 5:** Road games the Bears will play in outdoor stadiums (in Tampa, Green Bay, Baltimore, Philadelphia and Cincinnati). Three away games will be played in domes (Detroit, Minnesota and New Orleans).
- 6:** The number of consecutive opponents the Bears will play with a .500 record or better in 2016 to open the season. The Bears' first four opponents had winning marks—the Falcons (11-5), Buccaneers (9-7), Steelers (11-5) and Packers (10-6)—while the Vikings and Ravens both finished 8-8 last season.
- 6:** Number of games against playoff teams. Chicago's 2017 opponents went a combined 122-133 (.479) during the 2016 regular season, but will play six games against teams that made the playoffs. The Bears will face the NFC South (Falcons, Buccaneers, Panthers, Saints) and the AFC North (Steelers, Ravens, Bengals, Browns) in 2017 in addition to the Eagles and 49ers. Playoff opponents include the Falcons, Steelers, Packers (2) and Lions (2).
- 8:** Years since the Bears played the Bengals and Ravens on the road and the Steelers and Browns at home. In 2009, the Bears lost in Cincinnati 45-10 and in Baltimore 31-7 while beating Pittsburgh 17-14 and Cleveland 30-6 at Soldier Field.
- 12:** Number of wins, in 13 games, the Bears have against the Steelers in Chicago. Their only loss came on Nov. 5, 1995 when Pittsburgh won 37-34 in overtime at Soldier Field.
- 12:** Number of consecutive seasons the Bears will have played the Packers in a prime-time game. Since 2006, the teams have met six times on Sunday Night Football, three times on Monday Night Football and twice on Thursday Night Football.
- 13:** Number of Bears games that are scheduled to begin at noon on Sunday this season. The only exceptions are their two prime-time contests and a Saturday contest Dec. 16 that begins at 3:30 p.m. against the Lions in Detroit.
- 16:** Years since the Bears last opened a season against a team that had played in the previous Super Bowl. The last time it occurred was in 2001 when they lost to the Ravens, who had defeated the Giants in Super Bowl XXXV.
- 18:** Number of wins the Bears have recorded in 23 season-openers at home since 1984. They were 18-3 but have lost two straight, 23-20 in overtime to the Bills in 2014 and 31-23 to the Packers in 2015.



CONNECTIONS



Bears HC John Fox tutors former PIT DB Rod Woodson.

FORMER STEELERS

- Bears head coach John Fox was a secondary coach for the Pittsburgh Steelers from 1989-91.
- Chicago wide receiver Markus Wheaton spent the first four seasons of his career (2013-16) with the Pittsburgh Steelers.

FORMER BEARS

- Steelers defensive coordinator Todd Haley served as the Bears wide receivers coach from 2001-03.

COACHING CONNECTIONS

- Chicago head coach John Fox and Pittsburgh conditioning coordinator Garrett Giomont coached alongside one another in 1995 with the Oakland Raiders when Fox was the club's defensive coordinator and Giomont was a strength and conditioning coach.
- Bears defensive backs coach Ed Donatell and Steelers wide receivers coach Richard Mann each spent the 1994 season with the New York Jets, both working in their current positions at the time.
- Chicago offensive coordinator Dowell Loggains was an offensive coordinator for the Tennessee Titans from 2012-13 and crossed paths with Pittsburgh offensive line coach Mike Munchak, who was the Titans head coach at the time.
- Bears offensive assistant John Dunn was a quarterback and tight end at the University of North Carolina from 2001-03 and was coached in the weight room by Steelers inside linebacker's coach Jerry Olsavsky, who served as the Tar Heels assistant strength coach in 2002.

COLLEGE

- Chicago wide receiver coach Zach Azzanni was a assistant head/wide receivers coach at Central Michigan from 2007-09 and coached Pittsburgh wide receiver Antonio Brown through the entirety of his collegiate career with the Chipewas.
- Bears wide receivers coach Zach Azzanni (2013-16) served in the same capacity at the University of Tennessee and crossed paths with Steelers quarterback Joshua Dobbs, who played for the Volunteers from 2013-16.
- Chicago defensive back Bryce Callahan (2011-14), Pittsburgh kicker Chris Boswell (2010-13), and tight end Vance McDonald (2009-12) were teammates at Rice University for two seasons.
- Bears punter Pat O'Donnell (2013), defensive back Deon Bush (2012-15), Steelers defensive back Artie Burns (2013-15) and defensive lineman Anthony Chickillo (2011-14) all teamed up at the University of Miami in 2013.
- Chicago linebacker Danny Trevathan (2008-11) and Pittsburgh linebacker Bud Dupree (2011-13) were teammates for one season at the University of Kentucky.
- Bears offensive lineman Cody Whitehair and Steelers offensive lineman B.J. Finney played alongside one another from 2011-14 at Kansas State University on the Wildcat's offensive line.
- Bears wide receiver Deonte Thompson (2008-11), Pittsburgh offensive lineman Marcus Gilbert (2008-10) and defensive back Joe Haden (2007-09) earned a 24-14 BCS National Title over the University of Oklahoma in 2008 with the Florida Gators.



Bears TE Dion Sims and PIT RB Le'Veon Bell celebrate at MSU



CONNECTIONS

- Bears defensive back Adrian Amos (2011-14) and Steelers tight end Jesse James (2012-14) were teammates at Penn State University for three seasons.
- Bears tight end Dion Sims (2009-12) and Steelers running back Le'veon Bell (2010-12) were teammates at Michigan State for three seasons. The duo went 2-1 across three bowl games in their time together with wins in the Outback Bowl (2011) and Buffalo Wild Wings Bowl (2012).
- Chicago's Josh Bellamy (2010-11) and Pittsburgh's Eli Rogers (2011-14) were wide receivers at Louisville together for one season in 2011.
- Chicago defensive lineman Eddie Goldman (2012-14), linebacker Christian Jones (2010-13) and Pittsburgh linebacker Vince Williams (2008-12) teamed up at Florida State in 2012. Goldman and Jones went on to claim a BCS National Title in 2013 with a 34-31 win over Auburn.

PROFESSIONAL

- Bears linebacker Danny Trevathan (2012-15) and Steelers linebacker Steven Johnson (2012-14) were teammates for three seasons when the duo played under Bears head coach John Fox with the Denver Broncos.
- Bears assistant defensive backs coach Roy Anderson (2012-15) and Steelers wide receiver Darrius Heyward-Bey (2013) crossed paths for a season in Indianapolis when Anderson was a secondary coach with the Colts.
- Chicago offensive coordinator Dowell Loggains served in the same capacity with the Tennessee Titans from 2012-13 when he tutored Pittsburgh wide receiver Justin Hunter in 2013. Additionally, Bears quarterbacks coach Dave Ragone (quarterbacks, 2011-13), wide receiver Kendall Wright (2012-16), and Steelers defensive back Coty Sensabaugh (2012-15) were also in Tennessee's organization at the time.
- Bears offensive coordinator Dowell Loggains was a quarterbacks coach for the Cleveland Browns in 2014 when he crossed paths with Steelers defensive back Joe Haden, who played for the Browns from 2010-2016.
- Chicago defensive coordinator Vic Fangio spent four seasons in the same role with the San Francisco 49ers when Steelers tight end Vance McDonald (2013-16) was on the club's roster.



Bears LB Trevathan and Steelers LB Johnson celebrate in Denver

- Bears tight end Zach Miller (2009-11) and Steelers defensive end Tyson Alualu (2010-16) were formerly members of the Jacksonville Jaguars roster prior to arriving at their respective teams.
- Chicago defensive back Marcus Cooper and Pittsburgh defensive end Kameron Canady spent the 2016 season on the Arizona Cardinals roster.
- Chicago linebacker Sam Acho (2011-14) and Pittsburgh defensive back William Gay (2012) spent one season together when the two were in the Arizona Cardinals organization.

HOMETOWN TIES

- Bears defensive back Deon Bush and Steelers wide receivers Antonio Brown and Eli Rogers, defensive back Artie Burns and defensive end Stephon Tuitt each call Miami, Fla. home.
- Chicago defensive back Eddie Jackson, Pittsburgh offensive lineman Marcus Gilbert and linebacker Ryan Shazier are natives of Fort Lauderdale, Fla.
- Bears wide receiver Taquan Mizzell and Steelers wide receiver Justin Hunter are each from Virginia Beach, Va.
- Chicago linebacker Nick Kwiatkoski is from Bethel Park, Pa., 10 miles south of Pittsburgh.
- Steelers linebacker L.J. Fort is from Granite City, Ill.



GENERAL MANAGER RYAN PACE

Ryan Pace is in his third season as general manager of the Chicago Bears. He is the sixth general manager in franchise history after being hired on January 8, 2015.

Emphasizing synergy with the team's head coach, Pace's first move was to hire John Fox, one-of-six coaches in NFL history to lead two different teams to Super Bowl appearances, to lead the Chicago Bears coaching staff.

With the head coach in place, he went on to re-shape the team's football operations, bringing in the team's first sports science coordinator (Jenn Gibson) along with hiring a new head of strength and conditioning (Jason George) and head of athletic training (Nate Breske). On the personnel side he brought in Josh Lucas to serve as the director of player personnel, Champ Kelly as director of pro personnel and Joey Laine as director of football administration.

In Pace's first two seasons as Bears GM, five Bears players have been selected to the PFWA's All-Rookie team (Adrian Amos, Leonard Floyd, Eddie Goldman, Jordan Howard and Cody Whitehair), tied for the most in the NFL in that timeframe.

Despite finishing with a 3-13 record, there were signs of progress in Pace's goal to build a roster with a younger core group of players in his second outing. The Bears 2016 draft class tallied 3,390 offensive/defensive snaps which ranked 4th most in the NFL (CLE - 4,339; TEN - 3,512; IND - 3,509). Leading the way for the rookie class was RB Jordan Howard, who set a new Bears rookie record with 1,313 yards on the ground, and LB Leonard Floyd, who posted the third most sacks by a rookie in team history (7.0) despite missing four games due to injury.

In his first season overseeing Chicago's roster, Pace was tasked with turning over a Bears roster that ranked as one of the oldest in the NFL (average 27 years, 39 days old) and has trimmed that average to just over 25-years old. The Bears fielded a competitive team, improving by one game over their previous year's record, despite the youth movement. The 2015 Bears team was involved in 11 games decided by one score (5-6 record in those games) despite leading the NFL with nine rookie starters (three on offense, six on defense). The Bears defense improved from 30th in 2014 (377.1 yards per game) to 14th in 2015 (345.1 ypg) despite starting a league-most six rookie starters who combined for 41 starts, second most to the Saints 44 defensive rookie starts. Pace accomplished the task with just six draft picks, two of which were utilized on the defensive side of the ball (DL Eddie Goldman, 12 starts and DB Adrian Amos, 16 starts). Rounding out the rookie starters were undrafted free agents LB Jonathan Anderson (three starts), DB Bryce Callahan (three starts), DB Harold Jones-Quartey (four starts) and LB John Timu (three starts).

Pace began transitioning the team's roster in 2015 by adding impact veteran free agents such as linebackers Pernell McPhee and Sam Acho, defensive lineman Mitch Unrein and defensive back Tracy Porter on defense and wide receiver Eddie Royal offensively. That transformation continued during the 2016 offseason with the unrestricted free agent additions of LBs Jerrell Freeman and Danny Trevathan, DL Akiem Hicks, OL Bobby Massie and Ted Larsen and QB Brian Hoyer. In 2017, Pace added top free agent QB Mike Glennon, WR Markus Wheaton, DBs Prince Amukamara, Marcus Cooper and Quintin Demps and TE Dion Sims.

On the first day of the 2017 NFL Draft, Pace traded up (from third overall) to the second overall pick in order to select the player the Bears most coveted, QB Mitchell Trubisky. On Day Two, Pace recouped a few of those picks and also selected TE Adam Shaheen. The Bears closed out the draft by selecting DB Eddie Jackson (112th overall), RB Tarik Cohen (119th overall) and OL Jordan Morgan (147th overall).

Pace joined the Bears after spending 14 seasons (2001-14) as a member of the Saints organization, including 13 in the player personnel department. He spent the last two seasons (2013-14) with the Saints as director of player personnel. In that role, Pace helped manage the team's college and pro scouting operations, including all facets of scouting and evaluation of college and pro prospects along with New Orleans' roster.

Pace spent six seasons as the club's director of pro scouting (2007-12), which included overseeing the club's pro scouting staff. His duties involved recommending player acquisitions by evaluating the Saints roster and potential NFL free agents, monitoring all NFL transactions, researching possible trade op-





portunities, assessing player talent from other professional leagues and directing the advance scouting of future opponents. He also helped the Saints prepare for the NFL Draft following the regular season by assisting in the evaluation of top college prospects.

The Flower Mound, Texas native got his start in New Orleans' player personnel department as a scouting assistant in 2002, a role he held for two years before working as a pro scout from 2004-06. During that time he evaluated free agents and collegiate players entering the NFL Draft as well as scouted upcoming opponents. He joined the Saints in 2001 supporting the coordination of all game day, training camp and stadium operations.

Over Pace's 13 seasons in the New Orleans personnel department (2002-14), the Saints compiled a 115-93 (.553) record. Since 2006, the Saints reached the playoffs five times, won three division titles, played in two NFC Championship games (2006 and 2009) and won the franchise's first Super Bowl title (Super Bowl XLIV). The Saints pro scouting department helped build a Super Bowl championship club by using all avenues at their disposal: signing free agents QB Drew Brees, FB Heath Evans, LB Scott Fujita, CB Randall Gay, C Jonathan Goodwin, CB Jabari Greer, WR Lance Moore and DE Anthony Hargrove and trading for TE Jeremy Shockey, LB Jonathan Vilma, LB Scott Shanle and TE David Thomas. Pace has also worked to acquire players such as NT Brodrick Bunkley, G Ben Grubbs, LB Curtis Lofton and RB Darren Sproles. Over his last two seasons with the Saints their draft classes included regular starters LT Terron Armstead (2013, third round), WR Brandin Cooks (2014, first round), S Kenny Vaccaro (2013, first round) and WR Kenny Stills (2013, fifth round).

In 2008, he was selected by the club to attend the NFL's Stanford Business School's Executive Education Program for Managers. He was a part of the franchise in 2005 while the club dealt with immense adversity having to guide itself through several moves in base operations in the wake of Hurricane Katrina.

Pace played collegiately as a defensive end at Eastern Illinois (1995-99), serving as team captain as a senior, graduating with a bachelor's degree in marketing.

Pace and his wife, Stephanie, have a daughter, Cardyn.

BEARS DRAFT PICKS UNDER RYAN PACE

2015 (April 30 - May 2)

1. White, Kevin, WR, West Virginia
2. Goldman, Eddie, DT, Florida State
3. Grasu, Hroniss, C, Oregon
4. Langford, Jeremy, RB, Michigan State
5. Amos, Adrian, S, Penn State
6. Fabuluje, Tayo, G, TCU

2016 (April 28-30)

1. Floyd, Leonard, LB, Georgia
2. Whitehair, Cody, G, Kansas State
3. Bullard, Jonathan, DE, Florida
4. Kwiatkoski, Nick, LB, West Virginia
4. Bush, Deon, CB, Miami (Fla.)
4. Hall, Deiondre', CB, Northern Iowa
5. Howard, Jordan, RB, Indiana
6. Houston-Carson, DeAndre, S, William & Mary
7. Braverman, Daniel, WR, W. Michigan

2017 (April 27-29)

1. Trubisky, Mitchell, QB, North Carolina
2. Shaheen, Adam, TE, Ashland
4. Jackson, Eddie, DB, Alabama
4. Cohen, Tarik, RB, North Carolina A&T
5. Morgan, Jordan, OL, Kutztown, Pa.





HEAD COACH JOHN FOX

John Fox is in his third season with the Chicago Bears after being named the 15th head coach in franchise history on January 16, 2015.

Fox is in his 16th year as an NFL head coach with experience at Carolina (2002-10), Denver (2011-14) and Chicago (2015-16). As an NFL head coach, Fox has a 128-114 regular season record, six division titles, six double-digit win seasons and seven playoff appearances. In the postseason, Fox has amassed an 8-7 record as a head coach with three conference championship game appearances leading to two trips to the Super Bowl (XXXVIII with Carolina in 2003 and XLVIII with Denver in 2013). He is one of six coaches in NFL history to lead two different teams to Super Bowl appearances along with Don Shula, Bill Parcells, Dan Reeves, Dick Vermeil and Mike Holmgren. Fox ranks third among active NFL head coaches with 136 overall wins and his six seasons with at least 11 wins are third most among active head coaches.



Under Fox's tutelage as a head coach, coordinator and position coach, 42 players have earned a total of 77 Pro Bowl selections at 14 different positions during his coaching career. In 2016, running back Jordan Howard and guard Josh Sitton earned Pro Bowl honors.

Before coming to Chicago, Fox spent four seasons (2011-14) in Denver, guiding the Broncos to four division titles, joining Chuck Knox (L.A. Rams) as the only coaches in NFL history to lead their respective team to four division titles in their first four years with the franchise. Denver's regular season record of 46-18 (.719) was third-best in the NFL from 2011-14 and they were one of only three teams to win four division titles during that span along with Green Bay and New England. Denver had at least 12 wins in each of the previous three seasons (13-3 in 2012 and 2013 and 12-4 in 2014). Denver's 20-4 record against AFC West opponents during Fox's tenure was the best divisional record in the NFL. He guided the Broncos to an undefeated record in division play in 2012 and 2014 after the franchise had just one such season in team history.

Prior to his time with the Broncos, Fox spent nine years as head coach of the Carolina Panthers. He led the franchise to a 73-71 (.507) regular-season record, including three playoff appearances and two NFC South titles. The Panthers went 5-3 in the postseason under Fox, including four road playoff wins while appearing in two NFC Championship Games and earning the franchise's first Super Bowl appearance. The four playoff road victories are tied for fifth most in NFL history and tied for fourth most by a head coach with one team.

JOHN FOX CAREER VS. NFL OPPONENTS

NFC Opponents	Reg.	Post.	Overall	AFC Opponents	Reg.	Post.	Overall
	75-75	5-3	80-78		53-39	3-4	56-43
NFC North	16-18	1-0	17-18	AFC North	11-8	1-1	12-9
Chicago	3-2	1-0	4-2	Baltimore	4-1	0-1	4-2
Detroit	5-4	0-0	5-4	Cincinnati	3-3	0-0	3-3
Green Bay	3-7	0-0	3-7	Cleveland	3-1	0-0	3-1
Minnesota	5-5	0-0	5-5	Pittsburgh	1-3	1-0	2-3
NFC South	33-29	0-0	33-29	AFC South	6-13	0-1	6-14
Atlanta	7-13	0-0	7-13	Houston	1-4	0-0	1-4
Carolina	1-0	0-0	1-0	Indianapolis	2-3	0-1	2-4
New Orleans	12-7	0-0	12-7	Jacksonville	2-2	0-0	2-2
Tampa Bay	13-9	0-0	13-9	Tennessee	1-4	0-0	1-4
NFC East	8-19	3-0	11-19	AFC East	8-10	1-2	9-12
Dallas	1-7	1-0	2-7	Buffalo	2-2	0-0	2-2
New York Giants	3-4	1-0	4-4	Miami	2-2	0-0	2-2
Philadelphia	1-5	1-0	2-5	New England	1-5	1-2	2-7
Washington	3-3	0-0	3-3	New York Jets	3-1	0-0	3-1
NFC West	18-9	1-3	19-12	AFC West	28-8	1-0	29-8
Arizona	8-2	0-1	8-3	Denver	1-2	0-0	1-2
San Francisco	5-1	0-0	5-1	Kansas City	10-1	0-0	10-1
Seattle	1-4	0-2	1-6	Oakland	9-2	0-0	9-2
St. Louis/LA	4-2	1-0	5-2	Los Angeles	8-3	1-0	9-3



JOHN FOX'S CAREER HEAD COACHING RECORD

Year	Team	Regular Season Record	Postseason
2002	Carolina Panthers	7-9	
2003	Carolina Panthers	11-5	S.B. XXXVIII (3-1)
2004	Carolina Panthers	7-9	
2005	Carolina Panthers	11-5	NFC Champ. Game (2-1)
2006	Carolina Panthers	8-8	
2007	Carolina Panthers	7-9	
2008	Carolina Panthers	12-4	Playoffs (0-1)
2009	Carolina Panthers	8-8	
2010	Carolina Panthers	2-14	
2011	Denver Broncos	8-8	Playoffs (1-1)
2012	Denver Broncos	13-3	Playoffs (0-1)
2013	Denver Broncos	13-3	S.B. XLVIII (2-1)
2014	Denver Broncos	12-4	Playoffs (0-1)
2015	Chicago Bears	6-10	
2016	Chicago Bears	3-13	
2017	Chicago Bears	0-2	
Carolina Totals		73-71 (.507)	5-3 (.625)
Denver Totals		46-18 (.719)	3-4 (.428)
Chicago Totals		9-25 (.264)	0-0
CAREER TOTALS		128-114 (.528)	8-7 (.533)

CHICAGO BEARS COORDINATORS/ASSISTANT COACHES



Vic Fangio
Defensive
Coordinator



Dowell Loggains
Offensive
Coordinator



Jeff Rodgers
Special Teams
Coordinator



Roy Anderson
Assistant
Defensive Backs



Zach Azzanni
Wide Receivers



Sean Desai
Defensive
Quality Control



Ed Donatell
Defensive Backs



John Dunn
Offensive Assistant




Ben McDaniels
Offensive Assistant



Curtis Modkins
Running Backs



Glen Pires
Linebackers



Dave Ragone
Quarterbacks



Jay Rodgers
Defensive Line



Frank Smith
Tight Ends



Brandon Staley
Outside Linebackers



Derius Swinton II
Assistant
Special Teams



Jeremiah Washburn
Offensive Line



Ben Wilkerson
Assistant
Offensive Line



CHICAGO BEARS 2017 TRANSACTIONS

Date	Player	Transaction
SEPTEMBER		
9/12/2017	Rueben Randle	cut
9/12/2017	Mario Alford	pract. squad add
9/12/2017	Josh Rounds	pract. squad add
9/12/2017	Jonathan Anderson	signed
9/12/2017	Tanner Gentry	signed
9/9/2017	Akiem Hicks	contract extension
9/8/2017	Ka'Deem Carey	cut
9/8/2017	Connor Shaw	cut
9/6/2017	Lamarr Houston	cut
9/4/2017	John Jenkins	signed
9/4/2017	Cameron Lee	prac. squad add
9/4/2017	Chris Prosinski	cut
9/4/2017	Ben Braunecker	prac. squad add
9/3/2017	Andrew DePaola	acquired from waiver
9/3/2017	Tre McBride	acquired from waiver
9/3/2017	John Timu	pract. squad add
9/3/2017	Dieugot Joseph	pract. squad add
9/3/2017	Isaiah Irving	pract. squad add
9/3/2017	DeAndre Houston-Carson	pract. squad add
9/3/2017	Brandon Greene	pract. squad add
9/3/2017	Tanner Gentry	pract. squad add
9/3/2017	Rashaad Coward	pract. squad add
9/3/2017	Jonathan Anderson	pract. squad add
9/3/2017	Taquan Mizzell	acquired from waiver
9/3/2017	Jeff Overbaugh	cut
9/3/2017	Jeremy Langford	cut
9/3/2017	Ben Braunecker	cut
9/2/2017	Johnthan Banks	cut
9/2/2017	Taylor Boggs	cut
9/2/2017	Victor Cruz	cut
9/2/2017	Jaye Howard Jr.	cut
9/2/2017	John Jenkins	cut
9/2/2017	Kelvin Sheppard	cut
9/2/2017	Dan Skuta	cut
9/2/2017	B.W. Webb	cut
9/2/2017	C.J. Wilson	cut
9/2/2017	Roberto Aguayo	cut
9/2/2017	Jonathan Anderson	cut
9/2/2017	Daniel Braverman	cut
9/2/2017	Rashaad Coward	cut
9/2/2017	Titus Davis	cut
9/2/2017	Tanner Gentry	cut
9/2/2017	Brandon Greene	cut
9/2/2017	DeAndre Houston-Carson	cut
9/2/2017	Alton Howard	cut
9/2/2017	Isaiah Irving	cut
9/2/2017	Harold Jones-Quartey	cut
9/2/2017	Dieugot Joseph	cut
9/2/2017	Mitchell Kirsch	cut
9/2/2017	Will Poehls	cut
9/2/2017	MyCole Pruitt	cut
9/2/2017	Rashaad Reynolds	cut
9/2/2017	Cyril Richardson	cut
9/2/2017	Josh Rounds	cut
9/2/2017	Freddie Stevenson	cut
9/2/2017	John Timu	cut
9/2/2017	Connor Shaw	cut
9/2/2017	Ka'Deem Carey	Placed on IR
9/2/2017	Lamarr Houston	Placed on IR

Date	Player	Transaction
9/2/2017	Cameron Meredith	Placed on IR
9/2/2017	Jordan Morgan	Placed on IR
9/2/2017	Chris Prosinski	Placed on IR
AUGUST		
8/29/2017	Alex Scarce	cut
8/29/2017	Kapron Lewis-Moore	cut
8/28/2017	Patrick Scales	cut
8/28/2017	Jeff Overbaugh	signed
8/23/2017	Charles Leno Jr.	contract extension
8/18/2017	Hendrick Ekpe	cut
8/18/2017	Kelvin Sheppard	signed
8/13/2017	Roberto Aguayo	acquired from waiver
8/9/2017	Joel Bouagnon	cut
8/7/2017	Andy Phillips	cut
8/7/2017	Brandon Greene	signed
8/7/2017	Alton Howard	signed
8/3/2017	Josh Rounds	signed

JULY		
7/31/2017	Nick Becton	signed
7/19/2017	Mitchell Trubisky	signed

MAY		
5/31/2017	Michael Burton	acquired from waiver
5/31/2017	Franko House	cut
5/30/2017	Jhajuan Seales	cut
5/25/2017	Victor Cruz	signed
5/19/2017	Adam Shaheen	signed
5/15/2017	Eddie Jackson	signed
5/14/2017	Titus Davis	signed
5/14/2017	Kermit Whitfield	cut
5/11/2017	Alex Scarce	signed
5/11/2017	Jhajuan Seales	signed
5/11/2017	Freddie Stevenson	signed
5/11/2017	Kermit Whitfield	signed
5/11/2017	Andy Phillips	signed
5/11/2017	Paul Lasike	cut
5/11/2017	Will Sutton	cut
5/11/2017	Eddie Royal	cut
5/11/2017	Cornelius Edison	cut
5/11/2017	Jordan Morgan	signed
5/11/2017	Joel Bouagnon	signed
5/11/2017	Rashaad Coward	signed
5/11/2017	Hendrick Ekpe	signed
5/11/2017	Mitchell Kirsch	signed
5/11/2017	Dieugot Joseph	signed
5/11/2017	Isaiah Irving	signed
5/11/2017	Franko House	signed
5/11/2017	Tanner Gentry	signed
5/11/2017	Tarik Cohen	signed
5/8/2017	Dan Skuta	signed
5/5/2017	Jay Cutler	retired
5/4/2017	Jaye Howard	signed
5/2/2017	Bradley Sowell	signed
5/1/2017	Bralon Addison	cut
5/1/2017	Dres Anderson	cut
5/1/2017	De'Vante Bausby	cut
5/1/2017	David Cobb	cut
5/1/2017	Jacoby Glenn	cut



CHICAGO BEARS 2017 TRANSACTIONS

<u>Date</u>	<u>Player</u>	<u>Transaction</u>
5/1/2017	Justin Perillo	cut
5/1/2017	Taylor Boggs	signed
APRIL		
4/17/2017	Bryce Callahan	contract extension
4/15/2017	Sam Acho	contract extension
4/10/2017	Tracy Porter.....	cut
4/5/2017	B.W. Webb	signed
MARCH		
3/31/2017	Ego Ferguson	cut
3/23/2017	Deonte Thompson.....	contract extension
3/23/2017	Mark Sanchez	signed
3/21/2017	Benny Cunningham	signed
3/20/2017	Chris Prosinski	contract extension
3/20/2017	C.J. Wilson	contract extension
3/17/2017	John Jenkins	signed
3/14/2017	Connor Barth	contract extension
3/12/2017	Tom Compton	signed
3/12/2017	Kendall Wright.....	signed
3/11/2017	Marcus Cooper.....	signed
3/11/2017	Christian Jones.....	contract extension
3/11/2017	Johnthan Banks	contract extension
3/10/2017	Prince Amukamara	signed
3/10/2017	Dion Sims	signed
3/10/2017	Markus Wheaton.....	signed
3/10/2017	Mike Glennon.....	signed
3/9/2017	Quintin Demps	signed
3/9/2017	Jay Cutler	cut
3/6/2017	Daniel Brown	contract extension
3/4/2017	Patrick Scales	contract extension
3/4/2017	Connor Shaw	contract extension
FEBRUARY		
2/17/2017	Amini Silatolu.....	signed
2/15/2017	Eric Kush.....	contract extension
2/10/2017	Justin Perillo	signed
2/7/2017	Roy Robertson-Harris.....	reinstated
JANUARY		
1/10/2017	Rueben Randle	signed
1/9/2017	Josh Shirley	cut
1/6/2017	Kapron Lewis-Moore	active/prac. squad
1/3/2017	Cyril Richardson.....	signed
1/3/2017	Will Poehls	signed
1/3/2017	Jacoby Glenn	signed
1/3/2017	Cornelius Edison.....	signed
1/3/2017	David Cobb.....	signed
1/3/2017	De'Vante Bausby	signed
1/3/2017	Dres Anderson	signed
1/3/2017	Rashaad Reynolds.....	signed



ALPHABETICAL ROSTER

No.	Name	Pos.	Ht.	Wt.	Age	Exp.	College	Hometown
93	Sam Acho	LB	6-3	260	28	7	Texas	Dallas, Texas
38	Adrian Amos	DB	6-0	214	24	3	Penn State	Baltimore, Md.
20	Prince Amukamara	DB	6-0	202	28	7	Nebraska	Glendale, Ari.
58	Jonathan Anderson	LB	6-1	237	25	3	TCU	Corpus Christi, Texas
4	Connor Barth	K	5-11	200	31	10	North Carolina	Wilmington, N.C.
15	Joshua Bellamy	WR	6-0	211	28	3	Louisville	St. Petersburg, Fla.
85	Daniel Brown	TE	6-5	243	25	3	James Madison	Windsor, Virginia
90	Jonathan Bullard	DL	6-3	290	23	2	Florida	Shelby, N.C.
46	Michael Burton	FB	6-0	247	25	3	Rutgers	Long Valley, N.J.
26	Deon Bush	DB	6-0	200	23	2	Miami (Fla.)	Miami, Fla.
37	Bryce Callahan	DB	5-9	191	25	3	Rice	Cypress, Texas
29	Tarik Cohen	RB	5-6	179	21	R	North Carolina AGT	Bunn, N.C
76	Tom Compton	OL	6-5	308	28	5	South Dakota	Rosemont, Minn.
31	Marcus Cooper, Sr.	DB	6-2	192	27	5	Rutgers	Hartford, Conn.
30	Benny Cunningham, Jr.	RB	5-10	217	26	5	Middle Tennessee State	Nashville, Tenn.
21	Quintin Demps	DB	5-11	210	32	10	UTEP	San Antonio, Texas
49	Andrew DePaola	LS	6-2	230	30	4	Rutgers	Parkton, Md.
94	Leonard Floyd	LB	6-4	240	24	2	Georgia	Atlanta, Ga.
23	Kyle Fuller	DB	5-11	190	25	4	Virginia Tech	Baltimore, Md.
8	Mike Glennon	QB	6-6	225	27	5	North Carolina State	Centreville, Va.
91	Eddie Goldman	DL	6-4	320	23	3	Florida State	Washington, D.C.
55	Hroniss Grasu	OL	6-3	303	25	3	Oregon	Northridge, Calif.
96	Akiem Hicks	DL	6-5	336	27	6	Regina	Elk Grove, Calif.
24	Jordan Howard	RB	6-0	222	22	2	Indiana	Birmingham, Ala.
39	Eddie Jackson	DB	6-0	201	23	R	Alabama	Lauderdale Lakes, Fla.
73	John Jenkins	DL	6-3	327	28	5	Georgia	Meriden, Conn.
52	Christian Jones	LB	6-3	251	26	4	Florida State	Winter Park, Fla.
44	Nick Kwiatkoski	LB	6-2	242	24	2	West Virginia	Bethel Park, Penn.
22	Cre'Von LeBlanc	DB	5-11	190	22	2	Florida Atlantic	Palm Beach, Fla.
72	Charles Leno, Jr.	OL	6-3	305	25	4	Boise State	Oakland, Calif.
75	Kyle Long	OL	6-6	320	28	5	Oregon	Ivy, Va.
70	Bobby Massie	OL	6-6	320	27	6	Mississippi	Lynchburg, Va.
18	Tre McBride	WR	6-0	210	24	3	William & Mary	McDonough, Ga.
27	Sherrick McManis	DB	6-1	192	29	8	Northwestern	Peoria, Ill.
92	Pernell McPhee	LB	6-3	273	28	7	Mississippi State	Pahokee, Fla.
86	Zach Miller	TE	6-5	243	32	8	Nebraska-Omaha	Wahoo, Neb.
33	Taquan Mizzell	RB	5-10	185	23	R	Virginia	Virginia Beach, Va.
16	Pat O'Donnell	P	6-4	217	26	4	Miami (Fla.)	Lake Worth, Fla.
95	Roy Robertson-Harris	DL	6-7	268	23	1	UTEP	Grand Prairie, Texas
6	Mark Sanchez	QB	6-2	225	30	9	USC	Mission Viejo, Calif.
87	Adam Shaheen	TE	6-6	277	22	R	Ashland	Galena, Ohio
88	Dion Sims	TE	6-4	271	26	5	Michigan State	Detroit, Mich.
71	Josh Sitton	OL	6-3	318	31	10	UCF	Pensacola, Fla.
79	Bradley Sowell	OL	6-7	309	28	6	Mississippi	Hernando, Miss.
14	Deonte Thompson	WR	6-0	205	28	5	Florida	Belle Glade, Fla.
59	Danny Trevathan	LB	6-1	239	27	6	Kentucky	Youngstown, Ohio
10	Mitchell Trubisky	QB	6-3	220	22	R	North Carolina	Mentor, Ohio
98	Mark Unrein	DL	6-4	299	30	7	Wyoming	Eaton, Colo.
12	Mathew Wheaton	WR	5-11	189	26	5	Oregon State	Phoenix, Ariz.
65	Cody Whitehair	OL	6-4	310	24	2	Kansas State	Kearney, Neb.
13	Kendall Wright	WR	5-10	191	27	6	Naylor	Mount Pleasant, Texas
97	Willie Young	LB	6-4	258	31	8	North Carolina State	Palm Beach Gardens, Fla.

Reserved/Injured

32	Deiondre' Hall	DB	6-2	201	23	2	Northern Iowa	Blue Springs, Mo.
50	Jerrell Freeman	LB	6-0	236	31	6	Mary Hardin-Baylor	Waco, Texas
64	Eric Kush	OL	6-4	317	27	5	California (Pa.)	Bridgeville, Pa.
81	Cameron Meredith	WR	6-3	207	24	3	Illinois State	Westchester, Ill.
67	Jordan Morgan	OL	6-4	320	23	R	Kutztown	Philadelphia, Pa.
48	Patrick Scales	LS	6-4	239	29	2	Utah State	Louisville, Ky.
11	Kevin White	WR	6-3	216	25	3	West Virginia	Plainfield, N.J.



NUMERICAL ROSTER

No.	Name	Pos.	Ht.	Wt.	Age	Exp.	College	Hometown
4	Connor Barth	K	5-11	200	31	10	North Carolina	Wilmington, N.C.
6	Mark Sanchez	QB	6-2	225	30	9	USC	Mission Viejo, Calif.
8	Mike Glennon	QB	6-6	225	27	5	North Carolina State	Centreville, Va.
10	Mitchell Trubisky	QB	6-3	220	22	R	North Carolina	Mentor, Ohio
12	Markus Wheaton	WR	5-11	189	26	5	Oregon State	Phoenix, Ariz.
13	Kendall Wright	WR	5-10	191	27	6	Baylor	Mount Pleasant, Texas
14	Deonte Thompson	WR	6-0	205	28	5	Florida	Belle Glade, Fla.
15	Joshua Bellamy	WR	6-0	211	28	3	Louisville	St. Petersburg, Fla.
16	Pat O'Donnell	P	6-4	217	26	4	Miami (Fla.)	Lake Worth, Fla.
18	Tre McBride	WR	6-0	210	24	3	William & Mary	McDonough, Ga.
20	Prince Amukamara	DB	6-0	202	28	7	Nebraska	Glendale, Ari.
21	Quintin Demps	DB	5-11	210	32	10	UTEP	San Antonio, Texas
22	Cre'Von LeBlanc	DB	5-11	190	22	2	Florida Atlantic	Palm Beach, Fla.
23	Kyle Fuller	DB	5-11	190	25	4	Virginia Tech	Baltimore, Md.
24	Jordan Howard	RB	6-0	222	22	2	Indiana	Birmingham, Ala.
26	Deon Bush	DB	6-0	200	23	2	Miami (Fla.)	Miami, Fla.
27	Sherrick McManis	DB	6-1	192	29	8	Northwestern	Peoria, Ill.
29	Tarik Cohen	RB	5-6	179	21	R	North Carolina A&T	Bunn, N.C.
30	Benny Cunningham, Jr.	RB	5-10	217	26	5	Middle Tennessee State	Nashville, Tenn.
31	Marcus Cooper, Sr.	DB	6-2	192	27	5	Rutgers	Hartford, Conn.
33	Taquan Mizzell	RB	5-10	185	23	R	Virginia	Virginia Beach, Va.
37	Bryce Callahan	DB	5-9	191	25	3	Rice	Cypress, Texas
38	Adrian Amos	DB	6-0	214	24	3	Penn State	Baltimore, Md.
39	Eddie Jackson	DB	6-0	201	23	R	Alabama	Lauderdale Lakes, Fla.
44	Nick Kwiatkoski	LB	6-2	242	24	2	West Virginia	Bethel Park, Penn.
46	Michael Burton	FB	6-0	247	25	3	Rutgers	Long Valley, N.J.
49	Andrew DePaola	LS	6-2	230	30	4	Rutgers	Parkton, Md.
52	Christian Jones	LB	6-3	251	26	4	Florida State	Winter Park, Fla.
55	Hroniss Grasu	OL	6-3	303	25	3	Oregon	Northridge, Calif.
58	Jonathan Anderson	LB	6-1	237	25	3	TCU	Corpus Christi, Texas
59	Danny Trevathan	LB	6-1	239	27	6	Kentucky	Youngstown, Ohio
65	Cody Whitehair	OL	6-4	310	24	2	Kansas State	Kearney, Neb.
70	Bobby Massie	OL	6-6	320	27	6	Mississippi	Lynchburg, Va.
71	Josh Sitton	OL	6-3	318	31	10	UCF	Pensacola, Fla.
72	Charles Leno, Jr.	OL	6-3	305	25	4	Boise State	Oakland, Calif.
73	John Jenkins	DL	6-3	327	28	5	Georgia	Meriden, Conn.
75	Kyle Long	OL	6-6	320	28	5	Oregon	Ivy, Va.
76	Tom Compton	OL	6-5	308	28	5	South Dakota	Rosemont, Minn.
79	Bradley Sowell	OL	6-7	309	28	6	Mississippi	Hernando, Miss.
85	Daniel Brown	TE	6-5	243	25	3	James Madison	Windsor, Virginia
86	Zach Miller	TE	6-5	243	32	8	Nebraska-Omaha	Wahoo, Neb.
87	Adam Shaheen	TE	6-6	277	22	R	Ashland	Galena, Ohio
88	Dion Sims	TE	6-4	271	26	5	Michigan State	Detroit, Mich.
90	Jonathan Bullard	DL	6-3	290	23	2	Florida	Shelby, N.C.
91	Eddie Goldman	DL	6-4	320	23	3	Florida State	Washington, D.C.
92	Pernell McPhee	LB	6-3	273	28	7	Mississippi State	Pahokee, Fla.
93	Sam Acho	LB	6-3	260	28	7	Texas	Dallas, Texas
94	Leonard Floyd	LB	6-4	240	24	2	Georgia	Atlanta, Ga.
95	Roy Robertson-Harris	DL	6-7	268	23	1	UTEP	Grand Prairie, Texas
96	Akiem Hicks	DL	6-5	336	27	6	Regina	Elk Grove, Calif.
97	Willie Young	LB	6-4	258	31	8	North Carolina State	Palm Beach Gardens, Fla.
98	Mitch Unrein	DL	6-4	299	30	7	Wyoming	Eaton, Colo.

Reserved/Injured

11	Kevin White	WR	6-3	216	25	3	West Virginia	Plainfield, N.J.
32	Deiondre' Hall	DB	6-2	201	23	2	Northern Iowa	Blue Springs, Mo.
48	Patrick Scales	LS	6-4	239	29	2	Utah State	Louisville, Ky.
50	Jerrell Freeman	LB	6-0	236	31	6	Mary Hardin-Baylor	Waco, Texas
64	Eric Kush	OL	6-4	317	27	5	California (Pa.)	Bridgeville, Pa.
67	Jordan Morgan	OL	6-4	320	23	R	Kutztown	Philadelphia, Pa.
81	Cameron Meredith	WR	6-3	207	24	3	Illinois State	Westchester, Ill.



UNOFFICIAL DEPTH CHART

OFFENSE

Table listing offensive players by position: WR, TE, RT, RG, C, LG, LT, QB, RB, WR, FB. Includes names and jersey numbers.

DEFENSE

Table listing defensive players by position: DE, NT, DE, OLB, ILB, ILB, OLB, CB, S, S, CB. Includes names and jersey numbers.

SPECIAL TEAMS

Table listing special teams players by position: P, K, LS, H, KR, PR. Includes names and jersey numbers.

PRONUNCIATION GUIDE

PLAYERS

Table mapping player names to their pronunciations, such as Adrian Amos (A-miss) and Benny Cunningham, Jr. (Tuh-REEK).

COACHES

Table mapping coach names to their pronunciations, such as Sean Desai (d-sigh) and Vic Fangio (fan-geo).



HOW THE 2017 BEARS WERE BUILT

(As of September 15, 2017)

Year	Draft (17)	Free Agents (24)	College Free Agents (5)	Trade* /Waiver (7)
2017 (21)	(1) Mitchell Trubisky (2) Adam Shaheen (4a) Eddie Jackson (4b) Tarik Cohen	Mike Glennon Markus Wheaton Kendall Wright Prince Amukamara Qunitin Demps Marcus Cooper Sr. Benny Cunningham Tom Compton Bradley Sowell Dion Sims Mark Sanchez Michael Burton	Tanner Gentry	Andrew DePaola Tre McBride III Taquan Mizzell John Jenkins
2016 (15)	(1) Leonard Floyd (2) Cody Whitehair (3) Jonathan Bullard 4a) Nick Kwiatkoski (4b) Deon Bush (5) Jordan Howard	Akiem Hicks Connor Barth Danny Trevathan Bobby Massie Josh Sitton Daniel Brown	Roy Robertson-Harris Jonathan Anderson	Cre'Von LeBlanc
2015 (8)	(2) Eddie Goldman (3) Hroniss Grasu (5) Adrian Amos	Deonte Thompson Sam Acho Mitch Unrein Pernell McPhee	Bryce Callahan	
2014 (6)	(1) Kyle Fuller (6a) Pat O'Donnell (7) Charles Leno Jr.	Willie Young	Christian Jones	Josh Bellamy
2013 (2)	(1) Kyle Long	Zach Miller		
2012 (1)				Sherrick McManis*

PRACTICE SQUAD

Name	Acquired
Josh Rounds.....	UnFA-17
DeAndre Houston-Carson.....	D6-16
Isaiah Irving.....	UnFA-17
John Timu.....	UnFA-15
Brandon Greene.....	UnFA-17
Cameron Lee.....	WFA-17
Dieugot Joseph.....	UnFA-17
Rashaad Coward.....	UnFA-17
Mario Alford.....	WFA-17
Ben Braunecker.....	UnFA-17

RESERVE / INJURED

Name	Acquired
Kevin White.....	D1-15
Deondre' Hall.....	D4c-16
Patrick Scales.....	WFA-15
Jerrell Freeman.....	UFA-16
Eric Kush.....	WC-16
Jordan Morgan.....	D5-17
Cameron Meredith.....	UnFA-16

**THE LAST TIME ...****TEAM****Won in Overtime:**

- By BEARS – 11/17/2013 vs. Baltimore (23-20)
By Opp. – 12/6/2015 vs. San Francisco (26-20)

Won in Regulation by Scoring Go-Ahead Points in the Last 2 Minutes

- By BEARS – 10/11/2015 at KC (18-17, M. Forte 7-yd TD pass from J. Cutler with :18 remaining)
By Opp. – 12/19/2016 vs. GB (30-27, M. Crosby 32-yd FG with 0:00 remaining)

Sent Game to Overtime by Scoring in the Last Two Minutes of Regulation

- By BEARS – 10/18/2014 at Detroit (R. Gould 29-yd FG with :00 remaining; DET won 37-34 in OT)
By Opp. – 12/6/2015 vs. SF (B. Gabbert 44-yd run/P.Dawson kick with 1:42 remaining; SF won 26-20 in OT)

Shutout

- By BEARS – 11/18/2010 at Miami (16-0)
By Opp. – 9/27/2015 at Seattle (26-0)

Did Not Allow Opponent to Score a Touchdown (non-shutout)

- By BEARS – 12/5/2016 vs. San Francisco (held San Francisco to 2 FGs; 26-6 CHI)
By Opp. – 12/28/2014 at Minnesota (held Chicago to 3 FGs; 13-9 MIN)

Won By 20-or-More Points

- By BEARS – 12/5/2016 vs. San Francisco (20 points; 26-6)
By Opp. – 9/17/2017 at Tampa Bay (22 points; 29-7)

Won Game After Trailing by 20-or-More Points

- By BEARS – 10/16/2006 at Arizona (24-23 after trailing 20-0 and 23-3)
By Opp. – 11/10/2002 vs. New England (33-30 after trailing 27-6)

Won After Trailing at End of the 1st Quarter

- By BEARS – 12/27/2015 at Tampa Bay (26-21 after trailing 7-0)
By Opp. – 12/11/2016 at Detroit (20-17 after trailing 3-0)

Won After Trailing at Halftime

- By BEARS – 11/9/2015 at San Diego (22-19 after trailing 16-7)
By Opp. – 11/20/2016 vs. New York Giants (22-16 after trailing 16-9)

Won After Trailing at End of the 3rd Quarter

- By BEARS – 12/27/2015 at Tampa Bay (26-21 after trailing 14-13)
By Opp. – 10/16/2016 vs. Jacksonville (17-16 after trailing 13-0)

Won After Trailing By 10-Plus Points in 4th Quarter

- By BEARS – 10/11/2015 at Kansas City (18-17 after trailing by 11, 17-6)
By Opp. – 10/16/2016 vs. Jacksonville (17-16 after trailing by 13, 13-0)

Scored 20 or More Points in a Quarter

- By BEARS – 12/4/2014 vs. Dallas (21 in 4th quarter; 41-28 DAL)
By Opp. – 12/4/2014 vs. Dallas (21 in 3rd quarter; 41-28 DAL)

Scored 30 or More Points in a Half

- By BEARS – 11/4/2012 at Tennessee (31 in 1st half; 51-20 CHI)
By Opp. – 11/9/2014 at Green Bay (42 in 1st half; 55-14 GB)

Scored Touchdowns on Offense and Defense

- By BEARS – 12/11/2016 at Detroit (1 offense; 1 defense; 20-17 DET)
By Opp. – 9/17/2017 at Tampa Bay (2 offense; 1 defense; 29-7 TB)

Scored Touchdowns on Offense, Defense and Special Teams

- By BEARS – 11/4/2012 at Tennessee (4 offense; 1 defense; 1 special teams; 51-20 CHI)
By Opp. – 9/20/2015 vs. Arizona (5 offense; 1 defense; 1 special teams; 48-23 ARZ)



THE LAST TIME ...

Won on Monday Night Football

- By BEARS – 10/31/2016 vs. Minnesota (20-10 on ESPN's Monday Night Football)
By Opp. – 9/19/2016 vs. Philadelphia (29-14 on ESPN's Monday Night Football)

Won on Sunday Night Football

- By BEARS – 9/14/2014 at San Francisco (28-20 on NBC's Sunday Night Football)
By Opp. – 9/25/2016 at Dallas (29-14 on NBC's Sunday Night Football)

Won on Thursday Night Football

- By BEARS – 11/26/2015 at Green Bay (17-13 CHI on NBC's Thursday Night Football)
By Opp. – 10/20/2016 at Green Bay (26-10 on NFLN's Thursday Night Football)

No Turnovers

- By BEARS – 9/10/2017 vs. Atlanta (ATL 23-17)
By Opp. – 9/10/2017 vs. Atlanta (ATL 23-17)

OFFENSE

Touchdown Scored on First Offensive Possession to Start Game

- By BEARS – 11/20/2016 at N.Y. Giants (Z. Miller 19-yd pass from J. Cutler; 22-16 NYG)
By Opp. – 1/1/2017 vs. Minnesota (J. McKinnon 16-yd pass from S. Bradford; 38-10 MIN)

Touchdown Scored on First Offensive Possession of 2nd Half

- By BEARS – 12/4/2016 vs. San Francisco (J. Howard 2-yd run; 26-6 CHI)
By Opp. – 12/24/2016 vs. Washington (K. Cousins 1-yd run; 41-21 WAS)

No Sacks Allowed

- By BEARS – 11/27/2016 vs. Tennessee
By Opp. – 1/1/2017 at Minnesota

No Turnovers and No Sacks Allowed

- By BEARS – 10/10/2013 vs. N.Y. Giants
By Opp. – 12/24/2016 vs. Washington

Successful Two-Point Conversion

- By BEARS – 11/9/2015 at San Diego (J. Langford run)
By Opp. – 10/2/2016 vs. Detroit (G. Tate pass from M. Stafford)

Failed Two-Point Conversion

- By BEARS – 11/22/2015 vs. Denver (run failed)
By Opp. – 12/29/2013 vs. Green Bay (pass failed)

500-or-More Total Net Yards of Offense

- By BEARS – 10/9/2016 at Indianapolis (522; 125 rushing, 397 passing)
By Opp. – 10/18/2015 at Detroit (546; 155 rushing, 391 passing)

400-or-More Total Net Yards of Offense

- By BEARS – 12/24/2016 vs. Washington (458; 140 rushing, 323 passing)
By Opp. – 12/24/2016 vs. Washington (478; 208 rushing, 278 passing)

300-or-More Net Rushing Yards by Team

- By BEARS – 9/9/1984 vs. Denver (302 yds on 50 carries, 2 TDs)
By Opp. – 10/14/2007 vs. Minnesota (311 yds on 43 carries, 3 TDs)

200-or-More Net Rushing Yards by Team

- By BEARS – 9/28/2014 vs. Green Bay (235 on 41 carries, 0 TDs)
By Opp. – 12/24/2016 vs. Washington (208 yards on 35 carries, 4 TDs)

Individual 200-Yard Rushing Game

- By BEARS – 10/2/2011 vs. Carolina (Matt Forte, 205 yds on 25 carries, TD)
By Opp. – 12/1/2013 at Minnesota (Adrian Peterson, 211 yds on 35 carries, 0 TDs)

**THE LAST TIME ...****Individual 150-Yard Rushing Game**

- By BEARS - 10/31/2016 vs. Minnesota (Jordan Howard, 153 yds on 26 carries, 1 TD)
By Opp. - 12/18/2016 vs. Green Bay (Ty Montgomery, 162 yds on 16 carries, 2 TDs)

Individual 100-Yard Rushing Game

- By BEARS - 1/1/2017 at Minnesota (Jordan Howard, 135 yds on 23 carries, 0 TDs)
By Opp. - 12/18/2016 vs. Green Bay (Ty Montgomery, 162 yds on 16 carries, 2 TDs)

Two 100-Yard Rushers in the Same Game

- By BEARS - 11/10/1985 vs. Detroit (207 total; Walter Payton - 105, Matt Suhey - 102)
By Opp. - 12/22/2013 at Philadelphia (248 total; LeSean McCoy - 133, Bryce Brown - 115)

Consecutive 100-Yard Rushing Games

- By BEARS - 12/24/2016 vs. WAS & 1/1/2017 at MIN (Jordan Howard; 119 vs. WAS, 135 at MIN)
By Opp. - 12/1/2013 at MIN & 12/9/2013 vs. DAL (A. Peterson, MIN - 211; D. Murray, DAL - 146)

Combined 200-Yards Rushing by Two Players (Non 200-Yard rusher, top 2 rushers)

- By BEARS - 10/10/2010 at Carolina (209 total; Matt Forte - 166 and Chester Taylor - 43)
By Opp. - 12/18/2016 vs. Green Bay (207 total; Ty Montgomery - 162, C. Michael - 45)

60 Team Rushing Attempts

- By BEARS - 11/8/1981 at Kansas City (61 for 201 yards, 0 TDs)
By Opp. - Never

50 Team Rushing Attempts

- By BEARS - 9/25/1988 at Green Bay (51 for 252 yards, 3 TDs)
By Opp. - 10/30/1988 at New England (54 for 185 yards, 0 TDs)

40 Team Rushing Attempts

- By BEARS - 12/4/2016 vs. San Francisco (40 for 142 yards, 3 TDs)
By Opp. - 9/25/2016 at Dallas (41 for 199 yards, 3 TDs)

Individual 40 Rushing Attempts

- By BEARS - 11/20/1977 vs. Minnesota (Walter Payton, 40 for 275 yards, 1 TD)
By Opp. - Never

Individual 30 Rushing Attempts

- By BEARS - 12/4/2016 vs. San Francisco (Jordan Howard, 32 for 117 yards, 3 TDs)
By Opp. - 9/25/2016 at Dallas (Ezekiel Elliott, 30 for 140 yards, 0 TDs)

Individual 20 Rushing Attempts

- By BEARS - 1/1/2017 at Minnesota (Jordan Howard, 23 for 135 yards, 0 TDs)
By Opp. - 11/20/2016 at N.Y. Giants (Rashad Jennings, 21 for 85 yards, 1 TDs)

Rushing Play of 75-Plus Yards

- By BEARS - 11/27/1988 vs. Green Bay (Neal Anderson, 80-yard TD run)
By Opp. - 11/4/2012 at Tennessee (Chris Johnson, 80-yard TD run)

Rushing Play of 50-Plus Yards

- By BEARS - 10/31/2016 vs. Minnesota (Jordan Howard, 69-yard run)
By Opp. - 12/24/2016 vs. Washington (M. Brown, 61-yard TD run)

Rushing Play of 25-Plus Yards

- By BEARS - 9/10/2017 vs. Atlanta (Tarik Cohen, 46-yard run)
By Opp. - 1/1/2017 at Minnesota (J. McKinnon, 36-yard run)

3-Plus Rushing Touchdowns by Team

- By BEARS - 12/4/2016 vs. San Francisco (3, Jordan Howard - 3)
By Opp. - 12/24/2016 vs. Washington (4, K. Cousins - 2, M. Brown - 1, C. Thompson - 1)



THE LAST TIME ...

3-Plus Rushing Touchdowns by Individual

By BEARS – 12/4/2016 vs. San Francisco (Jordan Howard, 3)
 By Opp. – 10/20/2013 at Washington (Roy Helu, 3)

2-Plus Rushing Touchdowns by Individual

By BEARS – 12/4/2016 vs. San Francisco (Jordan Howard, 3 TDs)
 By Opp. – 12/24/2016 vs. Washington (Kirk Cousins, 2 TDs)

400 Gross Yards Passing by Team

By BEARS – 11/14/1999 vs. Minnesota (422; 34 of 48, 3 TDs, 1 INT)
 By Opp. – 10/18/2015 at Detroit (405; 27 of 42, 4 TDs, 1 INT)

300 Gross Yards Passing by Team

By BEARS – 12/24/2016 vs. Washington (323; 24 of 40, 2 TDs, 5 INTs)
 By Opp. – 9/10/2017 vs. Atlanta (321; 21 of 30, 1 TD, 0 INT)

400 Yards Passing by Individual

By BEARS – 11/14/1999 vs. Minnesota (Jim Miller - 422; 34 of 48, 3 TDs, 1 INT)
 By Opp. – 10/18/2015 at Detroit (Matthew Stafford - 405; 27 of 42, 4 TDs, 1 INT)

300 Yards Passing by Individual

By BEARS – 12/24/2016 vs. Washington (Matt Barkley - 323; 24 of 40, 2 TDs, 5 INTs)
 By Opp. – 9/10/2017 vs. Atlanta (Matt Ryan - 321; 21 of 30, 1 TD, 0 INT)

Consecutive 300 Yards Passing by Individual

By BEARS – 12/18/2016 vs. GB & 12/24/2016 vs. WAS (Matt Barkley - 362 vs. GB, 323 vs. WAS)
 By Opp. – 11/23/14 vs. TB & 11/27/14 at DET (J. McCown 341 vs. TB, M. Stafford 390 at DET)

60-Plus Passing Attempts by Individual

By BEARS – 11/16/1997 vs. NY Jets (Erik Kramer - 60; 32 of 60, 354 yards, 2 TDs, 3 INT)
 By Opp. – 11/13/2011 vs. Detroit (Matthew Stafford - 63; 33 of 63, 329 yards, 1 TD, 4 INT)

50-Plus Passing Attempts by Individual

By BEARS – 11/27/2016 vs. Tennessee (Matt Barkley - 40; 24 of 40, 323 yards, 2 TDs, 5 INT)
 By Opp. – 10/20/2016 at Green Bay (Aaron Rodgers - 56; 39 of 56, 326 yards, 3 TDs, 0 INT)

40-Plus Passing Attempts by Individual

By BEARS – 9/17/2017 at Tampa Bay (Mike Glennon - 45; 31 of 45, 301 yards, 1 TD, 2 INT)
 By Opp. – 11/26/2015 at Green Bay (Aaron Rodgers - 43; 22 of 43, 202 yards, 1 TD, 1 INT)

30-Plus Passing Completions by Individual

By BEARS – 9/17/2017 at Tampa Bay (Mike Glennon - 31; 31 of 45, 301 yards, 1 TD, 2 INT)
 By Opp. – 10/20/2016 at Green Bay (Aaron Rodgers - 39; 39 of 56, 326 yards, 3 TDs, 0 INT)

25-Plus Passing Completions by Individual

By BEARS – 9/10/2017 vs. Atlanta (Mike Glennon - 26; 26 of 40, 213 yards, 1 TD, 0 INT)
 By Opp. – 1/1/2017 at Minnesota (Sam Bradford - 25; 25 of 33, 250 yards, 3 TDs, 1 INT)

4-Or-More Passing Touchdowns by Individual

By BEARS – 9/14/2014 at San Francisco (Jay Cutler - 4, 23 of 34, 176 yards, 4 TDs, 0 INTs)
 By Opp. – 12/20/2015 at Minnesota (Teddy Bridgewater - 4; 17 of 20, 231 yards, 4 TDs, 0 INTs)

3-Or-More Passing Touchdowns by Individual

By BEARS – 11/27/2016 vs. Tennessee (Matt Barkley - 3, 28 of 54, 316 yards, 3 TDs, 2 INTs)
 By Opp. – 1/1/2017 at Minnesota (Sam Bradford - 3; 25 of 33, 250 yards, 3 TDs, 1 INT)

10-Or-More Receptions by Individual

By BEARS – 11/9/2015 at San Diego (Alshon Jeffery, 10 receptions, 151 yards, 0 TDs)
 By Opp. – 1/1/2017 at Minnesota (Kyle Rudolph, 11 receptions, 117 yards, 1 TD)

**THE LAST TIME ...****200-Plus Receiving Yards by Individual**

- By BEARS – 12/1/2013 at Minnesota (Alshon Jeffery, 245 yards, 12 receptions, 2 TDs)
By Opp. – 12/17/2000 at San Francisco (Terrell Owens, 283 yards, 20 receptions, 1 TD)

150-Plus Receiving Yards by Individual

- By BEARS – 11/9/2015 at San Diego (Alshon Jeffery, 151 yards, 10 receptions 0 TDs)
By Opp. – 11/9/2014 at Green Bay (Jordy Nelson, 152 yards, 6 receptions, 2 TDs)

100-Plus Receiving Yards by Individual

- By BEARS – 12/24/2016 vs. Washington (Cameron Meredith, 135 yards, 9 receptions, 0 TDs)
By Opp. – 9/10/2017 vs. Atlanta (Austin Hooper, 128 yards, 2 receptions, 1 TD)

Two 100-Yard Receivers

- By BEARS – 12/18/2016 vs. Green Bay (Cameron Meredith 104 yards and Deonte Thompson 110 yards)
By Opp. – 11/23/2014 vs. Tampa Bay (Vincent Jackson 117 yards and Louis Murphy 113 yards)

Three 100-Yard Receivers

- By BEARS – Never
By Opp. – 12/26/1982 at L.A. Rams (George Farmer 183, Preston Dennard 122 & Wendell Tyler 102)

Consecutive 100 Yards Receiving by Individual

- By BEARS – 12/18/16 vs. GB & 12/24/16 vs. WAS (C. Meredith 104 vs. GB, 135 vs. WAS)
By Opp. – 12/18/16 vs. GB, 12/24/16 vs. WAS & 1/1/17 at MIN (J. Nelson 124 vs. GB; D. Jackson 114 vs. WAS; K. Rudolph 117 at MIN)

Pass Play of 80-Plus Yards

- By BEARS – 11/15/2015 at St. Louis (Jay Cutler to Jeremy Langford, 83 yards, TD)
By Opp. – 9/10/2017 vs. Atlanta (Matt Ryan to Austin Hooper, 88 yards, TD)

Pass Play of 60-Plus Yards

- By BEARS – 10/2/2016 vs. Detroit (Brian Hoyer to Eddie Royal, 64 yards)
By Opp. – 12/18/2016 vs. Green Bay (Aaron Rodgers to Jordy Nelson, 60 yards)

Pass Play of 40-Plus Yards

- By BEARS – 11/13/2016 at Tampa Bay (Jay Cutler to Cameron Meredith, 50 yards, TD)
By Opp. – 12/24/2016 vs Washington (Kirk Coustins to Desean Jackson, 57 yards)

Offensive Lineman Caught a Pass

- By BEARS – 12/1/2013 at Minnesota (Josh McCown to Kyle Long, -1 yard)
By Opp. – 11/16/2003 vs. St. Louis (Marc Bulger to Adam Timmerman, -7 yards)

Quarterback Caught a Pass

- By Bears – 1/1/2017 at Minnesota (Matt Barkley from Cameron Meredith, 2 yards, TD)
By Opp. – 12/16/2012 vs. Green Bay (Aaron Rodgers from Rodgers, -1 yard)

3-Plus Receiving Touchdowns by Team

- By BEARS – 11/27/2016 vs. Tennessee (3, M. Wilson - 1, D. Thompson - 1, D. Brown - 1)
By Opp. – 1/1/2017 at Minnesota (3, K. Rudolph - 1, J. Wright - 1, J. McKinnon - 1)

3-Plus Receiving Touchdowns by Individual

- By BEARS – 9/14/2014 at San Francisco (Brandon Marshall, 3)
By Opp. – 9/20/2015 vs. Arizona (Larry Fitzgerald, 3)

2-Plus Receiving Touchdowns by Individual

- By BEARS – 11/15/2015 at St. Louis (Zach Miller, 2)
By Opp. – 10/20/2016 at Green Bay (Davante Adams, 2)

Offensive Lineman Scored a Touchdown

- By BEARS – 12/25/2011 at Green Bay, Edwin Williams (fumble recovery in end zone)
By Opp. – 11/16/1969 at Atlanta, Mal Snider (48-yard kickoff return)



THE LAST TIME ...

DEFENSE

Held Opponent Under 150 Total Net Yards

By BEARS – 10/10/2010 at Carolina (147 total; 85 rushing & 62 passing)
 By Opp. – 9/27/2015 at Seattle (146 total; 98 rushing & 48 passing)

Held Opponent Under 100 Total Net Yards

By BEARS – 11/26/1978 vs. Tampa Bay (92 total; 99 rushing & -7 passing)
 By Opp. – 12/27/1992 at Dallas (92 total; 28 rushing & 64 passing)

Held Opponent Under 50 Net Rushing Yards

By BEARS – 10/12/2014 at Atlanta (42)
 By Opp. – 12/4/2014 vs. Dallas (35)

Held Opponent Under 25 Net Rushing Yards

By BEARS – 9/12/2010 vs. Detroit (20)
 By Opp. – 9/17/2017 at Tampa Bay (20)

Held Opponent Under 100 Net Passing Yards

By BEARS – 12/4/2016 vs. San Francisco (6)
 By Opp. – 9/27/2015 at Seattle (48)

Held Opponent Under 50 Net Passing Yards

By BEARS – 12/4/2016 vs. San Francisco (6)
 By Opp. – 9/27/2015 at Seattle (48)

Held Opponent Under 100 Gross Passing Yards

By BEARS – 12/4/2016 vs. San Francisco (39)
 By Opp. – 9/27/2015 at Seattle (63)

Held Opponent Under 50 Gross Passing Yards

By BEARS – 12/4/2016 vs. San Francisco (39)
 By Opp. – 12/3/2006 vs. Minnesota (34)

8-Plus Takeaways by Team

By BEARS – 9/2/1984 vs. Tampa Bay (8; 6 INTs, 2 FRs; CHI 34-14)
 By Opp. – 10/11/1998 at Arizona (8; 4 INTs, 4 FRs; ARZ 20-7)

7-Plus Takeaways by Team

By BEARS – 9/17/1995 at Tampa Bay (7; 4 INTs, 3 FRs; CHI 25-6)
 By Opp. – 10/11/1998 at Arizona (8; 4 INTs, 4 FRs; ARZ 20-7)

6-Plus Takeaways by Team

By BEARS – 11/13/2011 vs. Detroit (6; 4 INTs, 2 FRs; CHI 37-13)
 By Opp. – 10/24/2010 vs. Washington (6; 4 INTs, 2 FRs; WAS 17-14)

5-Plus Interceptions by Team

By BEARS – 10/01/2012 at Dallas (5; CHI 34-18)
 By Opp. – 12/24/2016 vs. Washington (5; WAS 41-21)

4-Plus Interceptions by Team

By BEARS – 10/01/2012 at Dallas (5; CHI 34-18)
 By Opp. – 12/24/2016 vs. Washington (5; WAS 41-21)

2-Plus Interceptions by Individual

By BEARS – 9/14/2014 at San Francisco (Kyle Fuller, 2)
 By Opp. – 12/24/2016 vs. Washington (Josh Norman, 2; Bashaud Breeland, 2)

2-Plus Opponent Fumble Recoveries by Individual

By BEARS – 12/27/2015 at Tampa Bay (John Timu, 2)
 By Opp. – Unknown

**THE LAST TIME ...****Intercepted Pass Returned for a Touchdown**

- By BEARS – 12/11/2016 at Detroit (Cre'Von LeBlanc, 24 yards)
- By Opp. – 9/17/2017 at Tampa Bay (Robert McClain , 47 yards)

Opponent Fumble Returned for a Touchdown

- By BEARS – 10/20/2016 at Green Bay (Leonard Floyd, recovered in end zone)
- By Opp. – 11/1/2017 at Minnesota (Everson Griffen, 20 yards)

Defensive Lineman Scored a Touchdown

- By BEARS – 11/17/2013 vs. Baltimore (David Bass, 24-yard interception return)
- By Opp. – 11/1/2017 at Minnesota (Everson Griffen, 20-yard fumble return)

Linebacker Scored a Touchdown

- By BEARS – 10/20/2016 at Green Bay (Leonard Floyd, fumble recovered in end zone)
- By Opp. – 10/11/2015 at Kansas City (Ramik Wilson, fumble recovered in end zone)

Defensive Back Scored a Touchdown

- By BEARS – 12/11/2016 at Detroit (Cre'Von LeBlanc, 24-yard INT return)
- By Opp. – 9/17/2017 at Tampa Bay (Robert McClain , 47-yard INT return)

Safety

- By Bears – 12/4/2016 vs. San Francisco (Leonard Floyd sacks Blaine Gabbert in end zone)
- By Opp. – 11/13/2016 at Tampa Bay (Jay Cutler fumbled forced by R. Ayers out of bounds in end zone)

8-Plus Sacks by Team

- By BEARS – 11/20/2005 vs. Carolina (8; CHI 13-3)
- By Opp. – 10/3/2010 at N.Y. Giants (10; NYG 17-3)

7-Plus Sacks by Team

- By BEARS – 11/20/2005 vs. Carolina (8; CHI 13-3)
- By Opp. – 12/15/2014 vs. New Orleans (7; NO 31-15)

3-Plus Sacks by Individual

- By BEARS – 10/9/2016 at Indianapolis (Willie Young, 3)
- By Opp. – 12/15/2014 vs. New Orleans (David Hawthorne, 3)

2-Plus Sacks by Individual

- By BEARS – 9/10/2017 vs. Atlanta (Akiem Hicks, 2)
- By Opp. – 9/10/2017 vs. Atlanta (Brooks Reed, 2)

SPECIAL TEAMS**Blocked Extra Point**

- By BEARS – 12/6/2015 vs. San Francisco (Eddie Goldman, Phil Dawson was the kicker)
- By Opp. – 10/4/2015 vs. Oakland (Denico Autry, Robbie Gould was the kicker)

Blocked Field Goal

- By BEARS – 10/20/2016 at Green Bay (Akiem Hicks blocks Mason Crosby's 31-yard attempt)
- By Opp. – 12/24/2016 vs. Washington (Preston Smith blocks Connor Barth's 22-yard attempt)

Blocked Field Goal for TD

- By BEARS – 10/1/1978 vs. Oakland (Mike Spivey 71-yard return; blocked by Virgil Livers)
- By Opp. – 12/23/2012 at Arizona (Justin Bethel 82-yard return; blocked by Adrian Wilson)

Blocked Punt

- By BEARS – 11/4/2012 at Tennessee (Sherrick McManis blocked Brett Kern's punt)
- By Opp. – 12/27/2015 at Tampa Bay (Jeremiah George blocked Pat O'Donnell's punt)

Blocked Punt for TD

- By BEARS – 11/4/2012 at Tennessee (Corey Wootton 5-yard return; blocked by Sherrick McManis)
- By Opp. – 9/14/1987 vs. N.Y. Giants (Tom Flynn recovered in end zone; blocked by Eric Howard)



THE LAST TIME ...

Fake Field Goal for TD

- By BEARS – 12/1/2002 at Green Bay (Brad Maynard 12-yard pass to Dustin Lyman)
 By Opp. – 9/13/2012 at Green Bay (Tim Masthay 27-yard pass to Tom Crabtree)

Missed Extra Point (kick not blocked)

- By BEARS – 11/20/2016 at N.Y. Giants (Connor Barth, wide right)
 By Opp. – 9/17/2017 at Tampa bay (Nick Folk, wide left)

Missed Field Goal Returned

- By BEARS – 11/12/2006 at N.Y. Giants (Devin Hester, 108-yard TD)
 By Opp. – 11/8/2009 vs. Arizona (Antrel Rolle, 59 yards)

Muff Recovered for TD

- By BEARS – 10/19/2008 vs. Minnesota (Zackary Bowman, muffed punt recovered in end zone)
 By Opp. – Never

Punt Returned for TD

- By BEARS – 9/19/2016 vs. Philadelphia (Eddie Royal, 65 yards)
 By Opp. – 10/2/2016 vs. Detroit (A. Roberts, 85 yards)

100 or More Punt Return Yards by Individual

- By BEARS – 11/13/2011 vs. Detroit (Devin Hester, 122 yards, TD on 3 returns)
 By Opp. – 10/2/2016 vs. Detroit (A. Roberts, 100 yards, TD on 2 returns)

Kickoff Returned for TD

- By BEARS – 11/9/2014 at Green Bay (Chris Williams, 101 yards)
 By Opp. – 9/27/2015 at Seattle (Tyler Lockett, 105 yards)

150 or More Kickoff Return Yards by Individual

- By BEARS – 12/20/2015 at Minnesota (Deonte Thompson, 153 yards on 5 returns)
 By Opp. – 12/10/2010 at Minnesota (Lorenzo Booker, 187 yards on 8 returns)

Recovered Own Onside Kick

- By BEARS – 11/27/2016 vs. Tennessee (Adrian Amos recovered Connor Barth kick)
 By Opp. – 12/4/2013 at Green Bay (Jamari Lattimore recovered Mason Crosby kick)

5 Field Goals Made

- By BEARS – 10/20/1968 at Philadelphia (Mac Percival, 5 for 5)
 By Opp. – 10/9/2016 at Indianapolis (Adam Vinatieri, 5 for 5)

4 Field Goals Made

- By BEARS – 12/27/2015 at Tampa Bay (Robbie Gould, 4 of 4)
 By Opp. – 9/27/2015 at Seattle (Steven Hauschka, 4 for 4)

3 Field Goals Made

- By BEARS – 10/16/2016 vs. Jacksonville (Connor Barth, 3 for 3)
 By Opp. – 9/17/2017 at Tampa Bay (Nick Folk, 3 for 3)

FG Made of 50-or-More Yards

- By BEARS – 9/10/2017 vs. Atlanta (Connor Barth, 54 yards)
 By Opp. – 9/17/2017 at Tampa Bay (Nick Folk, 50 yards)



OFF THE FIELD STORIES

BEARS TEAMMATES SUPPORT WARRIOR GAMES



Bears players Charles Leno Jr. and Jerrell Freeman were among the celebrities who participated in a wheelchair basketball game this past offseason at the United Center. While Leno played in the wheelchair basketball game, Freeman helped coach one of the teams. The veteran linebacker enjoyed the time he spent with the wounded warriors. The Warrior Games were held June 30-July 8 in Chicago and featured about 265 wounded, ill and injured service members and veterans representing teams from the Army, Marine Corps, Navy, Air Force, Coast Guard and U.S. Special Operations Command, as well as the United Kingdom Armed Forces and the Australian Defence Force.

BEARS VOLUNTEER AT 'A SAFE PLACE' SHELTER



About 60 Bears employees—including a handful of former players—helped renovate a domestic violence shelter in Waukegan this offseason. During the volunteer visit to “A Safe Place,” the group led by Bears chairman George H. McCaskey painted walls, ripped up carpeting, installed a fence and demolished a kitchen. In addition, the Bears are making a \$75,000 donation to the shelter to help with the project. Former Bears players who participated in the volunteer visit included Jason McKie, Adrian Peterson, Garrett Wolfe and Mickey Pruitt.

BEARS HOST SPECIAL OLYMPICS ATHLETES



The Bears hosted a flag football tournament for Special Olympics Illinois athletes Saturday in the Walter Payton Center at Halas Hall. About 140 athletes and 50 coaches represented 15 teams, playing in games throughout the morning and early afternoon. The festivities featured an opening ceremony during which the athletes recited the Special Olympics oath: “Let me win. But if I cannot win, let me be brave in the attempt.” Current Bears players Sherrick McManis and Charles Leno, Jr. attended the event, as did former Bears Tom Thayer, Rashied Davis and Garrett Wolfe. The partnership between the NFL and Special Olympics leverages the football community to promote awareness, respect and inclusion of Special Olympics athletes among NFL players, clubs, supporters and partners.

LEBLANC GIVING HOMETOWN KIDS A BOOST



Bears defensive back Cre'Von LeBlanc made the most of his time off this summer, giving back to his hometown before he returned to Chicago for training camp. The second-year pro co-hosted a “Stop the Violence, Clean the City” event in Belle Glade, Fla., with Bears teammate Deonte Thompson on June 17 and conducted a free football camp in the area July 15. LeBlanc and Thompson were joined at the “Stop the Violence, Clean the City” initiative by Bears receiver Josh Bellamy and veteran NFL wideout Anquan Boldin.

SITTON HOSTS FUNDRAISER TO BENEFIT KIDS



Back home in Florida this offseason, Bears guard Josh Sitton helped raise awareness and funds for a cause that's near and dear to his heart. The 10-year NFL veteran coordinated and attended a sold-out gala in Pensacola benefitting the Studer Community Institute's efforts to improve early childhood learning for kids from birth to kindergarten. Sitton, who is a member of the Studer Community Institute's board of directors, is entering his second year with the Bears after spending his first eight NFL seasons with the Green Bay Packers.

FREEMAN SAVES LIFE OF CHOKING MAN



Jerrell Freeman was in the right place at the right time when he saved the life of a man who was choking by performing the Heimlich maneuver at the Austin airport. The Bears linebacker was returning to Chicago for training camp. When he received a text message indicating that his flight was delayed, he headed to a restaurant for lunch. A woman first tried to give the man, whose name is Marcus Ryan, the Heimlich maneuver. But she was too small to help him. That's when the 6-foot, 236-pound linebacker stepped in. Freeman was able to dislodge the brisket the man was choking on. Freeman had never performed the Heimlich maneuver on anyone, saying he learned about it in elementary school and remained aware of it because his mother is a nurse.



OFF THE FIELD STORIES

ACHO HOSTS CELEBRITY WAITER NIGHT



Chicago Bears outside linebacker, Sam Acho, and teammates hosted their second annual "Celebrity Waiter Night" on September 11 at the recently-opened River North steak hotspot by the Mastro family, Steak 48. Proceeds benefited Living Hope Christian Ministries, established in 1989, whose mission is to bring healing medicines and medical treatment to the people in Nigeria.

HICKS GIVING BACK TO CHICAGO STUDENTS



Defensive end Akiem Hicks had an excellent first season with the Bears last year. But the impact he's making in Chicago extends well beyond the playing field. Hicks, who recently signed a four-year extension with the Bears, donated over 220 backpacks to children at Perkins Bass Elementary on Sept. 5. The sixth-year veteran also announced this past offseason he will begin helping to provide three Chicago Public School seniors with four-year college scholarships through a partnership with Give Something Back, a national organization devoted to helping lower-income students attend college.

STALEY, AZUMAH BRING "BEAR HUGS TO ABILITY LAB



Members from the Chicago Bears, including Chairman George McCaskey, Staley Da Bear and former player Jerry Azumah recently spent time with pediatric patients at Ability Lab on Aug. 29. Located in downtown Chicago, Ability Lab is one of the top rehabilitation centers in the country. Staley and company were able to meet with patients, distribute "Bear Hugs", and hand out stuffed animals. The Bears and Bears Care Board of Directors also presented a generous donation to support Ability Lab's Caring for Kids Program.

GLENNON SUPPORTS CTK FOOTBALL PROGRAM



Chicago's Christ The King Gladiator football team welcomed surprise visitors, the Chicago Bears and Mike Glennon, to a team practice this past summer at Christ the King Jesuit Prep's West Side campus. Not only did Glennon throw a few passes and share words of encouragement with the team, he also generously donated new Nike cleats to all of the players -- a critical need in fielding a new team. While at CTK, Mike and the Bears extended an invitation for players and coaches to be their guests at Bears Training Camp. During the trip to Bourbonnais, the team got a chance to see up close how the pros prepare for an NFL season.

BEARS COMMISSION ARTWORK AROUND CHICAGO



The Chicago Bears are coming out of hibernation for the start of football season, and fans can find them not just on TV and Soldier Field, but on walls across Chicago. The Bears are having a handful of wall murals done to open the season, executed by local street artists. Sick Fisher (@SickFisher) is doing one on the side of the Wild Hare, 2610 N. Halsted St. Fisher called it "my version of kind of a Chicago Bears brunch" as he was putting the finishing touches on it following a week's work on the project.

HOWARD FEATURED ON COVER OF MEN'S LOOK



Chicago Bears running back Jordan Howard took on a new role this past month, while modeling in a photo shoot for Modern Luxury Men's Book Chicago magazine. Howard headlines the cover of the magazine's fall fashion issue and models several designer and business casual looks in the 10-page spread, which was shot at The Robey hotel in Wicker Park-Bucktown in June. Some of the items Howard wears in the magazine would cost the average Chicagoan a few month's rent. The reversible navy and red cashmere overcoat he wears on the cover, for example, costs \$6,225 at Burdi. The cashmere "dragon scarf" goes for \$995.

**2017-18 NFL IMPORTANT DATES**

September 26 -- Beginning on the Tuesday following the third weekend of regular season games, the claiming priority is based on the inverse order of the standing of clubs in the current season's games.

Mid-October -- Beginning on the sixth calendar day prior to a club's seventh regular season game (including any bye week) clubs are permitted to begin practicing players on Reserve/Physically Unable to Perform and Reserve/Non-Football Injury or Illness for a period not to exceed 21 days. Players may be activated during the 21-day practice period, or prior to 4:00 p.m., New York time, on the day after the conclusion of the 21-day period, provided that no player may be activated to participate in a Week 6 game.

Mid-October -- At any time after six weeks have elapsed since a player was placed on Reserve/Injured or Reserve/Non-Football Injury/Illness, each club is permitted to designate two players for return from either list to the club's 53-player Active/Inactive List.

October 17-18 -- Fall League Meeting, New York.

October 31 -- All trading ends for 2017 at 4:00 p.m., New York time.

November 1 -- Players with at least four previous pension-credited seasons are subject to the waiver system for the remainder of the regular season and postseason.

November 14 -- At 4:00 p.m., New York time, signing period ends for Franchise Players who are eligible to receive offer sheets.

November 14 -- Prior to 4:00 p.m., New York time, deadline for clubs to sign their unsigned Franchise and Transition Players, including Franchise Players who were eligible to receive offer sheets until this date.

November 14 -- Prior to 4:00 p.m., New York time, deadline for clubs to sign their Unrestricted Free Agents to whom the "May 9 Tender" was made.

November 14 -- Prior to 4:00 p.m., New York time, deadline for clubs to sign their Restricted Free Agents, including those to whom the "June 1 Tender" was made.

November 14 -- Prior to 4:00 p.m., New York time, deadline for clubs to sign their drafted rookies.

December 13 -- League Meeting, Irving, Texas.

January 1, 2018 -- Earliest permissible date for clubs to renegotiate or extend the rookie contract of a drafted rookie who was selected in any round of the 2015 NFL Draft.

January 1 -- Option exercise period begins for Fifth-Year Option for First-Round Selections from the 2015 NFL Draft.

January 6-7 -- Wild Card Playoffs.

January 7 -- Assistant coaches under contract to playoff clubs that have byes in the Wild Card weekend may be interviewed for head coaching positions through the conclusion of the Wild Card games.

January 13-14 -- Divisional Playoffs.

January 14 -- Assistant coaches under contract to playoff clubs that won their Wild Card games may be interviewed for head coaching positions through the conclusion of Divisional Playoff games.

January 15 -- Deadline for college players that are underclassmen to apply for special eligibility. A list of players who are accepted into the NFL Draft will be sent to clubs on January 19.

January 20 -- East-West Shrine Game, Tropicana Field, St. Petersburg, Florida.

January 21 -- AFC and NFC Championship Games.

January 27 -- Senior Bowl, Ladd-Peebles Stadium, Mobile, Alabama.

January 28 -- NFL Pro Bowl, Camping World Stadium, Orlando, Florida.

February 4 -- Super Bowl LII, U.S. Bank Stadium, Minnesota.



2017 STATISTICS

Chicago Bears / Week 2 / Through Sunday, September 17, 2017 / Regular Season

Won 0, Lost 2

9/10/2017	L	17-23	Atlanta Falcons
9/17/2017	L	7-29	at Tampa Bay Buccaneers

Total First Downs

	Chicago	Opponent
Rushing	39	40
Passing	7	10
Penalty	27	25
3rd Down: Made/Att	5	5
3rd Down Pct.	12/27	13/26
4th Down: Made/Att	44.4%	50.0%
4th Down Pct.	1/4	0/0
Possession Avg.	25.0%	0.0

Total Net Yards

	Chicago	Opponent
Avg. Per Game	611	683
Total Plays	305.5	341.5
Avg. Per Play	125	122

Net Yards Rushing

	Chicago	Opponent
Avg. Per Game	145	181
Total Rushes	72.5	90.5
Net Yards Passing	35	57

Net Yards Passing

	Chicago	Opponent
Avg. Per Game	466	502
Sacked/Yards Lost	233.0	251.0
Gross Yards	5/48	4/23
Attempts/Completions	5/14	5/25

Completion Pct.

	Chicago	Opponent
Had Intercepted	85/57	61/39
Punts/Average	67.1%	63.9%
Net Punting Avg.	2	0
Penalties/Yards	8/51.5	6/54.0
Fumbles/Ball Lost	41.4	44.8

Touchdowns

	Chicago	Opponent
Rushing	12/99	12/107
Passing	4/2	1/1
Returns	3	5

Score By Periods

	Q1	Q2	Q3	Q4	OT	Pts
Team	0	10	0	14	0	24
Opponents	13	23	3	13	0	52

Scoring

	TD	Ru	Pa	Rt	PAT	FG	2Pt	Pts
C.Barth	0	0	0	0	3/3	1/1	0	6
D.Thompson	1	0	1	0	0/0	0/0	0	6
J.Howard	1	1	0	0	0/0	0/0	0	6
T.Cohen	1	0	1	0	0/0	0/0	0	6
Team	3	1	2	0	3/3	1/1	0	24
Opponents	5	2	2	1	4/5	6/6	0	52

2-Pt. Conversions: Team 0/0, Opponents: 0/0

Sacks: A.Hicks 2.0, E.Goldman 1.0, W.Young 1.0 **Team: 4.0**

Opponents: 5.0

Rushing	No.	Yds	Avg	Long	TD
T.Cohen	12	79	6.6	46	0
J.Howard	22	59	2.7	11	1
M.Burton	1	7	7.0	7	0
Team	35	145	4.1	46	1
Opponents	57	181	3.2	14	2

Receiving	No.	Yds	Avg	Long	TD
T.Cohen	16	102	6.4	19t	1
K.Wright	10	103	10.3	18	0
Z.Miller	10	81	8.1	12	0
J.Bellamy	7	78	11.1	17	0
D.Thompson	5	72	14.4	20	1
J.Howard	3	14	4.7	9	0
D.Sims	2	31	15.5	22	0
T.Gentry	2	27	13.5	15	0
K.White	2	6	3.0	6	0
Team	57	514	9.0	22	2
Opponents	39	525	13.5	88t	2

Interceptions	No.	Yds	Avg	Long	TD
Opponents	2	69	34.5	47t	1

Punting	No	Yds	Avg	Net	TB	In	Lg	B
P.O'Donnell	8	412	51.5	41.4	2	4	69	0
Team	8	412	51.5	41.4	2	4	69	0
Opponents	6	324	54.0	44.8	0	1	62	0

Punt Returns	Ret	FC	Yds	Avg	Long	TD
T.Cohen	5	1	55	11.0	17	0
Team	5	1	55	11.0	17	0
Opponents	3	1	41	13.7	17	0

Kickoff Returns	No.	Yds	Avg	Long	TD
D.Thompson	4	90	22.5	27	0
B.Cunningham	1	23	23.0	23	0
Team	5	113	22.6	27	0
Opponents	1	11	11.0	11	0

Field Goals	1-19	20-29	30-39	40-49	50+
C.Barth	0/0	0/0	0/0	0/0	1/1
Team	0/0	0/0	0/0	0/0	1/1
Opponents	0/0	2/2	1/1	2/2	1/1

Fumbles Lost: M.Glennon 1, T.Cohen 1 **Total: 2**

Opponent Fumble Recoveries: L.Floyd 1 **Total: 1**

Passing	Att	Cmp	Yds	Cmp%	Yds/Att	TD	TD%	Int	Int%	Long	Sack	Lost	Rating
M.Glennon	85	57	514	67.1%	6.0	2	2.4%	2	2.4%	22	5/	48	81.2
Team	85	57	514	67.1%	6.0	2	2.4%	2	2.4%	22	5/	48	81.2
Opponents	61	39	525	63.9%	8.6	2	3.3%	0	0.0%	88t	4/	23	102.2



LAST TIME OUT - FINAL GAME BOOK

National Football League Game Summary

NFL Copyright © 2017 by The National Football League. All rights reserved. This summary and play-by-play is for the express purpose of assisting media in their coverage of the game; any other use of this material is prohibited without the written permission of the National Football League. Updated: 9/18/2017

Date: Sunday, 9/17/2017

Chicago Bears at Tampa Bay Buccaneers
at Raymond James Stadium, Tampa, FL

Start Time: 1:03 PM EDT

Game Day Weather

Game Weather: Clear
Played Outdoor on Turf: Natural Grass

Temp: 88° F (31.1° C) Humidity: 62%, Wind: NE 7 mph
Outdoor Weather: Clear, Wind Chill: 100

Officials

Referee: Torbert, Ronald (62) Umpire: King, Paul (121) Down Judge: Thomas, Sarah (53)
Line Judge: Steinkerchner, Mark (84) Field Judge: Santi, Aaron (50) Side Judge: Edwards, Scott (3)
Back Judge: Yette, Greg (38) Replay Official: Spyksma, Bill (0)

Lineups

Chicago Bears			Tampa Bay Buccaneers		
Offense		Defense	Offense		Defense
WR 15 J.Bellamy	DE 96 A.Hicks	WR 11 D.Jackson	DE 57 N.Spence		
TE 88 D.Sims	NT 91 E.Goldman	TE 84 C.Brato	DT 93 G.McCoy		
RT 70 B.Massie	DE 98 M.Unrein	LT 76 D.Smith	DT 90 C.Baker		
RG 71 J.Sitton	OLB 93 S.Acho	LG 64 K.Pamphile	DE 92 W.Gholston		
C 65 C.Whitehair	ILB 44 N.Kwiatkoski	C 74 A.Marpert	SLB 51 K.Beckwith		
LG 76 T.Compton	ILB 59 D.Trevathan	RG 73 J.Swezey	MLB 58 K.Alexander		
LT 72 C.Leno	OLB 94 L.Floyd	RT 69 D.Dotson	WLB 54 L.David		
QB 8 M.Glennon	CB 23 K.Fuller	WR 13 M.Evans	CB 28 V.Hargreaves III		
RB 24 Jo.Howard	S 21 Q.Demps	TE 80 O.Howard	CB 24 B.Grimes		
WR 29 T.Cohen	S 39 E.Jackson	QB 3 J.Winston	S 23 C.Conte		
FB 46 M.Burton	CB 31 M.Cooper	RB 32 J.Rodgers	S 37 K.Tandy		

Substitutions

K 4 C.Barth, WR 13 K.Wright, WR 14 D.Thompson, P 16 P.O'Donnell, WR 18 T.McBride, WR 19 T.Gentry, DB 22 C.LieBlanc, DB 27 S.McManis, DB 37 B.Callahan, DB 38 A.Amos, LS 49 A.DePaola, LB 52 C.Jones, OL 55 H.Grasu, LB 58 J.Anderson, OL 79 B.Sowell, TE 85 D.Brown, TE 86 Z.Miller, TE 87 A.Shaheen, DL 90 J.Bullard, LB 92 P.McPhee, DL 95 R.Robertson-Harris, LB 97 W.Young

Substitutions

K 2 N.Folk, P 9 B.Anger, WR 10 A.Humphries, WR 12 C.Godwin, QB 14 R.Fitzpatrick, WR 18 B.Reedy, S 21 J.Evans, RB 25 P.Barber, DB 26 J.Robinson, CB 29 R.Smith, RB 34 C.Sims III, CB 36 R.McClain, SS 43 T.Ward, TE 45 A.Cross, LB 52 C.Lynch, LB 53 A.Glanton, OL 62 E.Smith, LS 65 G.Sanborn, OL 77 C.Benenocho, TE 88 L.Stocker, DE 91 R.Ayers Jr., DE 95 R.Russell, DT 96 S.Siliga, DT 98 C.McDonald

Did Not Play

QB 10 M.Trubisky, RB 33 T.Mizzell

Did Not Play

Not Active

QB 6 M.Sanchez, WR 12 M.Wheaton, DB 20 P.Amukamara, DB 26 D.Bush, RB 30 B.Cunningham, DL 73 J.Jenkins, OL 75 K.Long

Not Active

CB 35 J.Elliott, DE 56 J.Smith, LB 59 D.Bond, T 66 L.Wester, C 68 J.Hawley, TE 82 A.Auclair, DE 94 W.Clarke

Field Goals (made) & missed)

	N.Folk	(42)	(50)	(23)		
	1	2	3	4	OT	Total
VISITOR: Chicago Bears	0	0	0	7	0	7
HOME: Tampa Bay Buccaneers	10	16	0	3	0	29

Scoring Plays

Team	Qtr	Time	Play Description (Extra Point) (Drive Info)	Visitor	Home
Buccaneers	1	8:58	N.Folk 42 yd. Field Goal (13-51, 6:02)	0	3
Buccaneers	1	0:10	M.Evans 13 yd. pass from J.Winston (N.Folk kick) (1-13, 0:05)	0	10
Buccaneers	2	7:30	J.Rodgers 1 yd. run (N.Folk kick) (9-35, 3:56)	0	17
Buccaneers	2	4:09	R.McClain 47 yd. interception return (kick failed, wl)	0	23
Buccaneers	2	0:00	N.Folk 50 yd. Field Goal (8-48, 1:04)	0	26
Buccaneers	4	12:26	N.Folk 23 yd. Field Goal (16-87, 8:36)	0	29
Bears	4	1:43	D.Thompson 14 yd. pass from M.Glennon (C.Barth kick) (7-62, 2:07)	7	29
Paid Attendance: 56,640				Time: 2:55	



LAST TIME OUT • FINAL GAME BOOK

Final Individual Statistics

Chicago Bears							Tampa Bay Buccaneers										
RUSHING	ATT	YDS	AVG	LG	TD		RUSHING	ATT	YDS	AVG	LG	TD					
T.Cohen	7	13	1.9	9	0		J.Rodgers	19	67	3.5	10	1					
Jo.Howard	9	7	0.8	4	0		P.Barber	10	47	4.7	14	0					
							J.Winston	1	3	3.0	3	0					
							C.Sims III	2	2	1.0	2	0					
							R.Fitzpatrick	2	-2	-1.0	-1	0					
Total	16	20	1.3	9	0		Total	34	117	3.4	14	1					
PASSING	ATT	CMP	YDS	SK/YD	TD	LG	IN	RT	PASSING	ATT	CMP	YDS	SK/YD	TD	LG	IN	RT
M.Glennon	45	31	301	1/11	1	20	2	76.2	J.Winston	30	18	204	2/10	1	21	0	91.5
									R.Fitzpatrick	1	0	0	0/0	0	0	0	39.6
Total	45	31	301	1/11	1	20	2	76.3	Total	31	18	204	2/10	1	21	0	88.6
PASS RECEIVING	TAR	REC	YDS	AVG	LG	TD			PASS RECEIVING	TAR	REC	YDS	AVG	LG	TD		
T.Cohen	9	8	55	6.9	14	0			M.Evans	9	7	93	13.3	18	1		
K.Wright	10	7	69	9.9	18	0			D.Jackson	7	3	39	13.0	21	0		
Z.Miller	9	6	42	7.0	12	0			C.Brake	3	2	24	12.0	13	0		
D.Thompson	5	4	57	14.3	20	1			A.Humphries	3	2	18	9.0	9	0		
J.Bellamy	7	4	51	12.8	17	0			C.Sims III	3	2	7	3.5	4	0		
T.Gentry	3	2	27	13.5	15	0			O.Howard	3	1	17	17.0	17	0		
D.Sims	1	0	0	0.0	0	0			A.Cross	1	1	6	6.0	6	0		
Jo.Howard	1	0	0	0.0	0	0			C.Godwin	2	0	0	0.0	0	0		
Total	45	31	301	9.7	20	1			Total	31	18	204	11.3	21	1		
INTERCEPTIONS	NO	YDS	AVG	LG	TD				INTERCEPTIONS	NO	YDS	AVG	LG	TD			
	0	0	0	0	0				R.McClain	1	47	47.0	47	1			
									K.Alexander	1	22	22.0	22	0			
Total	0	0	0	0	0				Total	2	69	34.5	47	1			
PUNTING	NO	YDS	AVG	NET	TB	IN20	LG		PUNTING	NO	YDS	AVG	NET	TB	IN20	LG	
P.O'Donnell	3	168	56.0	43.7	1	1	63		B.Anger	3	146	48.7	45.3	0	1	54	
Total	3	168	56.0	43.7	1	1	63		Total	3	146	48.7	45.3	0	1	54	
PUNT RETURNS	NO	YDS	AVG	FC	LG	TD			PUNT RETURNS	NO	YDS	AVG	FC	LG	TD		
T.Cohen	2	10	5.0	1	10	0			B.Reedy	1	17	17.0	0	17	0		
									[DOWNED]	1	0	0.0	0	0	0		
									[TOUCHBACK]	1	0	0.0	0	0	0		
Total	2	10	5.0	1	10	0			Total	1	17	17.0	0	17	0		
KICKOFF RETURNS	NO	YDS	AVG	FC	LG	TD			KICKOFF RETURNS	NO	YDS	AVG	FC	LG	TD		
D.Thompson	2	43	21.5	0	22	0			[TOUCHBACK]	2	0	0.0	0	0	0		
[TOUCHBACK]	4	0	0.0	0	0	0			Total	0	0	0.0	0	0	0		
Total	2	43	21.5	0	22	0											

Chicago Bears

FUMBLES

	FUM	LOST	OWN-REC	YDS	TD	FORCED	OPP-REC	YDS	TD	OUT-BDS
T.Cohen	1	1	0	0	0	0	0	0	0	0
M.Glennon	1	1	0	0	0	0	0	0	0	0
P.McPhee	0	0	0	0	0	1	0	0	0	0
L.Floyd	0	0	0	0	0	0	1	21	0	0
Total	2	2	0	0	0	1	1	21	0	0

Tampa Bay Buccaneers

FUMBLES

	FUM	LOST	OWN-REC	YDS	TD	FORCED	OPP-REC	YDS	TD	OUT-BDS
C.Sims III	1	1	0	0	0	0	0	0	0	0
R.Smith	0	0	0	0	0	1	0	0	0	0
N.Spence	0	0	0	0	0	1	0	0	0	0
L.David	0	0	0	0	0	0	1	0	0	0
C.Lynch	0	0	0	0	0	0	1	0	0	0



LAST TIME OUT - FINAL GAME BOOK

Final Team Statistics

	Visitor Bears	Home Buccaneers
TOTAL FIRST DOWNS	19	22
By Rushing	1	6
By Passing	16	13
By Penalty	2	3
THIRD DOWN EFFICIENCY	7-14-50%	8-15-53%
FOURTH DOWN EFFICIENCY	0-2-0%	0-0-0%
TOTAL NET YARDS	310	311
Total Offensive Plays (inc. times thrown passing)	62	67
Average gain per offensive play	5.0	4.6
NET YARDS RUSHING	20	117
Total Rushing Plays	16	34
Average gain per rushing play	1.3	3.4
Tackles for a loss-number and yards	6-15	2-2
NET YARDS PASSING	290	194
Times thrown - yards lost attempting to pass	1-11	2-10
Gross yards passing	301	204
PASS ATTEMPTS-COMPLETIONS-HAD INTERCEPTED	45-31-2	31-18-0
Avg gain per pass play (inc.# thrown passing)	6.3	5.9
KICKOFFS Number-In End Zone-Touchbacks	2-2-2	6-5-4
PUNTS Number and Average	3-56.0	3-48.7
Had Blocked	0	0
FGs - PATs Had Blocked	0-0	0-0
Net Punting Average	43.7	45.3
TOTAL RETURN YARDAGE (Not Including Kickoffs)	10	86
No. and Yards Punt Returns	2-10	1-17
No. and Yards Kickoff Returns	2-43	0-0
No. and Yards Interception Returns	0-0	2-69
PENALTIES Number and Yards	8-59	4-34
FUMBLES Number and Lost	2-2	1-1
TOUCHDOWNS	1	3
Rushing	0	1
Passing	1	1
Interceptions	0	1
EXTRA POINTS Made-Attempts	1-1	2-3
Kicking Made-Attempts	1-1	2-3
FIELD GOALS Made-Attempts	0-0	3-3
RED ZONE EFFICIENCY	1-3-33%	2-5-40%
GOAL TO GO EFFICIENCY	0-0-0%	1-2-50%
SAFETIES	0	0
FINAL SCORE	7	29
TIME OF POSSESSION	26:49	33:11



LAST TIME OUT - FINAL GAME BOOK

Ball Possession And Drive Chart

Chicago Bears

#	Time Recd	Time Lost	Time Poss	How Ball Obtained	Drive Began	# Play	Yds Gain	Yds Pen	Net Yds	1st Down	Last Scrm	How Given Up
1	8:58	2:32	6:26	Kickoff	CHI 25	11	53	0	53	4	TB 22	Interception
2	0:10	11:26	3:44	Kickoff	CHI 13	8	32	-10	22	2	CHI 46	Fumble
3	7:30	4:09	3:21	Kickoff	CHI 26	6	15	0	15	1	CHI 41	Interception
4	4:09	1:04	3:05	Kickoff	CHI 25	6	21	0	21	1	CHI 46	Punt
5	15:00	14:11	0:49	Kickoff	CHI 25	3	7	0	7	0	CHI 32	Punt
6	8:13	6:02	2:11	Fumble	CHI 35	3	16	-10	6	0	CHI 41	Punt
7	12:26	9:27	2:59	Kickoff	CHI 10	11	62	14	76	5	* TB 14	Downs
8	7:44	5:37	2:07	Punt	CHI 46	7	47	0	47	2	* TB 7	Downs
9	3:50	1:43	2:07	Punt	CHI 38	7	57	5	62	4	* TB 14	Touchdown

(243) Average CHI 27

Tampa Bay Buccaneers

#	Time Recd	Time Lost	Time Poss	How Ball Obtained	Drive Began	# Play	Yds Gain	Yds Pen	Net Yds	1st Down	Last Scrm	How Given Up
1	15:00	8:58	6:02	Kickoff	TB 25	13	46	5	51	4	* CHI 24	Field Goal
2	2:32	0:15	2:17	Interception	TB 38	3	9	0	9	0	TB 47	Punt
3	0:15	0:10	0:05	Fumble	CHI 13	1	13	0	13	1	* CHI 13	Touchdown
4	11:26	7:30	3:56	Fumble	CHI 35	9	28	7	35	4	* CHI 1	Touchdown
5	1:04	0:00	1:04	Punt	TB 20	8	53	-5	48	3	CHI 32	Field Goal
6	14:11	8:13	5:58	Punt	TB 22	11	63	0	63	4	* CHI 18	Fumble
7	6:02	12:26	8:36	Punt	TB 8	16	92	-5	87	6	* CHI 5	Field Goal
8	9:27	7:44	1:43	Downs	TB 14	3	-4	0	-4	0	TB 10	Punt
9	5:37	3:50	1:47	Downs	TB 7	3	5	0	5	0	TB 12	Punt
10	1:43	0:00	1:43	Kickoff	TB 25	3	6	0	6	0	TB 32	End of Game

(311) Average TB 31

* inside opponent's 20

Time of Possession by Quarter		1st	2nd	3rd	4th	OT	Total
Visitor	Chicago Bears	6:36	10:00	3:00	7:13		26:49
Home	Tampa Bay Buccaneers	8:24	5:00	12:00	7:47		33:11
Kickoff Drive No.-Start Average		Bears: 6 - CHI 21		Buccaneers: 2 - TB 25			



LAST TIME OUT - FINAL GAME BOOK

Final Defensive Statistics

Chicago Bears	Regular Defensive Plays										Special Teams					Misc					
	TKL	AST	COMB	SK	/ YDS	TFL	Q	IN	PD	FF	FR	TKL	AST	FF	FR	BL	TKL	AST	FF	FR	
E.Jackson	7	1	8	0	0	1	0	0	0	0	0	0	0	0	0	0	0	0	0	0	0
Q.Demps	6	1	7	0	0	0	0	0	0	0	0	0	0	0	0	0	0	0	0	0	0
M.Cooper	6	0	6	0	0	0	0	0	0	0	0	0	0	0	0	0	0	0	0	0	0
C.Jones	2	4	6	0	0	0	0	0	0	0	0	0	0	0	0	0	0	0	0	0	0
N.Kwiatkoski	4	0	4	0	0	0	0	0	0	0	0	0	0	0	0	0	0	0	0	0	0
K.Fuller	4	0	4	0	0	0	0	0	0	0	0	0	0	0	0	0	0	0	0	0	0
M.Uhrein	3	1	4	0	0	1	1	0	0	0	0	0	0	0	0	0	0	0	0	0	0
D.Trevathan	3	1	4	0	0	0	0	0	1	0	0	0	0	0	0	0	0	0	0	0	0
E.Goldman	2	1	3	1	5	1	1	0	0	0	0	0	0	0	0	0	0	0	0	0	0
S.Acho	2	1	3	0	0	0	0	0	0	0	0	0	0	0	0	0	0	0	0	0	0
A.Hicks	2	1	3	0	0	0	0	0	0	0	0	0	0	0	0	0	0	0	0	0	0
W.Young	2	0	2	1	5	1	1	0	0	0	0	0	0	0	0	0	0	0	0	0	0
P.McPhee	2	0	2	0	0	1	0	0	0	1	0	0	0	0	0	0	0	0	0	0	0
R.Robertson-Harris	1	1	2	0	0	0	0	0	0	0	0	0	0	0	0	0	0	0	0	0	0
L.Floyd	0	2	2	0	0	0	2	0	0	0	1	0	0	0	0	0	0	0	0	0	0
C.LeBlanc	1	0	1	0	0	0	0	0	0	0	0	0	0	0	0	0	0	0	0	0	0
J.Bullard	1	0	1	0	0	0	0	0	0	0	0	0	0	0	0	0	0	0	0	0	0
J.Anderson	1	0	1	0	0	0	0	0	0	0	0	0	0	0	0	0	0	0	0	0	0
B.Callahan	0	0	0	0	0	0	0	0	1	0	0	0	0	0	0	0	0	0	0	0	0
T.Cohen	0	0	0	0	0	0	0	0	0	0	0	1	0	0	0	0	0	0	0	0	0
S.McManis	0	0	0	0	0	0	0	0	0	0	0	1	0	0	0	0	0	0	0	0	0
A.Shaheen	0	0	0	0	0	0	0	0	0	0	0	0	0	0	0	0	1	0	0	0	0
C.Leno	0	0	0	0	0	0	0	0	0	0	0	0	0	0	0	0	1	0	0	0	0
Total	49	14	63	2	10	4	6	0	2	1	1	2	0	0	0	0	2	0	0	0	0

TKL = Tackle AST = Assist COMB = Combined QH=QB Hit IN = Interception PD = Pass Defense FF = Forced Fumble FR = Fumble Recovery

Tampa Bay Buccaneers	Regular Defensive Plays										Special Teams					Misc					
	TKL	AST	COMB	SK	/ YDS	TFL	QH	IN	PD	FF	FR	TKL	AST	FF	FR	BL	TKL	AST	FF	FR	
L.David	8	1	9	0	0	1	0	0	0	0	1	0	0	0	0	0	0	0	0	0	0
C.Conte	6	1	7	0	0	0	0	0	1	0	0	0	0	0	0	0	0	0	0	0	0
B.Grimes	6	0	6	0	0	0	0	0	0	0	0	0	0	0	0	0	0	0	0	0	0
K.Beckwith	5	0	5	0	0	2	0	0	1	0	0	0	0	0	0	0	0	0	0	0	0
W.Gholston	2	3	5	0	0	1	0	0	0	0	0	0	0	0	0	0	0	0	0	0	0
V.Hargreaves III	4	0	4	0	0	0	0	0	0	0	0	0	0	0	0	0	0	0	0	0	0
R.Smith	3	0	3	0	0	0	0	0	0	0	0	1	0	1	0	0	0	0	0	0	0
G.McCoy	1	2	3	0	0	1	4	0	0	0	0	0	0	0	0	0	0	0	0	0	0
N.Spence	2	0	2	1	11	0	1	0	0	1	0	0	0	0	0	0	0	0	0	0	0
A.Glanton	2	0	2	0	0	0	1	0	0	0	0	0	0	0	0	0	0	0	0	0	0
R.McClain	2	0	2	0	0	0	0	1	1	0	0	0	0	0	0	0	0	0	0	0	0
T.Ward	2	0	2	0	0	1	0	0	1	0	0	0	0	0	0	0	0	0	0	0	0
R.Russell	1	1	2	0	0	0	0	0	0	0	0	0	0	0	0	0	0	0	0	0	0
C.McDonald	1	1	2	0	0	0	0	0	0	0	0	0	0	0	0	0	0	0	0	0	0
K.Alexander	1	0	1	0	0	0	0	1	1	0	0	0	0	0	0	0	0	0	0	0	0
K.Tandy	1	0	1	0	0	0	0	0	0	0	0	1	0	0	0	0	0	0	0	0	0
C.Baker	0	0	0	0	0	0	1	0	0	0	0	0	0	0	0	0	0	0	0	0	0
R.Ayers Jr.	0	0	0	0	0	0	1	0	0	0	0	0	0	0	0	0	0	0	0	0	0
C.Lynch	0	0	0	0	0	0	0	0	0	0	0	1	0	0	1	0	0	0	0	0	0
J.Evans	0	0	0	0	0	0	0	0	0	0	0	1	0	0	0	0	0	0	0	0	0
C.Brute	0	0	0	0	0	0	0	0	0	0	0	0	0	0	0	0	1	0	0	0	0
Total	47	9	56	1	11	6	8	2	5	1	1	4	0	1	1	0	1	0	0	0	0



LAST TIME OUT - FINAL GAME BOOK

First Half Summary

PERIOD SCORES		TIME OF POSSESSION	
Bears	0 0 = 0	Bears	16:36
Buccaneers	10 16 = 26	Buccaneers	13:24

Scoring Plays				Visitor	Home
Team	Qtr	Time	Play Description (Extra Point) (Drive Info)		
Buccaneers	1	8:58	N.Folk 42 yd. Field Goal (13-51, 6:02)	0	3
Buccaneers	1	0:10	M.Evans 13 yd. pass from J.Winston (N.Folk kick) (1-13, 0:05)	0	10
Buccaneers	2	7:30	J.Rodgers 1 yd. run (N.Folk kick) (9-35, 3:56)	0	17
Buccaneers	2	4:09	R.McClain 47 yd. interception return (kick failed, wl)	0	23
Buccaneers	2	0:00	N.Folk 50 yd. Field Goal (8-48, 1:04)	0	26

	Chicago Bears	Tampa Bay Buccaneers
TOTAL FIRST DOWNS	8	12
First Downs Rushing-Passing-by Penalty	1 - 7 - 0	2 - 7 - 3
THIRD DOWN EFFICIENCY	5-8-63%	4-7-57%
TOTAL NET YARDS	121	149
Total Offensive Plays	31	32
NET YARDS RUSHING	16	38
NET YARDS PASSING	105	111
Gross Yards Passing	116	116
Times thrown-yards lost attempting to pass	1-11	1-5
Pass Attempts-Completions-Had Intercepted	16 - 13 - 2	18 - 10 - 0
Punts-Number and Average	1 - 54	1 - 42
Penalties-Number and Yards	5 - 34	1 - 5
Fumbles-Number and Lost	2 - 2	0 - 0
Red Zone Efficiency	0-0-0%	2-3-67%
Average Drive Start	CHI 22	TB 47

Chicago Bears							Tampa Bay Buccaneers						
RUSHING	ATT	YDS	AVG	LG	TD		RUSHING	ATT	YDS	AVG	LG	TD	
T.Cohen	5	9	1.8	9	0		J.Rodgers	10	33	3.3	9	1	
Jo.Howard	9	7	0.8	4	0		J.Winston	1	3	3.0	3	0	
							C.Sims III	2	2	1.0	2	0	
Total	14	16	1.1	9	0		Total	13	38	2.9	9	1	

PASSING	ATT	CMP	YDS	SK/YD	TD	LG	IN	RT		PASSING	ATT	CMP	YDS	SK/YD	TD	LG	IN	RT
M.Glennon	16	13	116	1/11	0	15	2	57.3		J.Winston	18	10	116	1/5	1	21	0	93.8
Total	16	13	116	1/11	0	15	2	57.3		Total	18	10	116	1/5	1	21	0	93.8

PASS RECEIVING	TAR	REC	YDS	AVG	LG	TD		PASS RECEIVING	TAR	REC	YDS	AVG	LG	TD
T.Cohen	5	5	31	6.2	14	0		M.Evans	5	4	56	14.0	18	1
K.Wright	4	4	34	8.5	12	0		D.Jackson	6	3	39	13.0	21	0
J.Bellamy	3	2	26	13.0	15	0		C.Brate	2	1	11	11.0	11	0
D.Thompson	1	1	13	13.0	13	0		A.Cross	1	1	6	6.0	6	0
Z.Miller	1	1	12	12.0	12	0		C.Sims III	1	1	4	4.0	4	0
Jo.Howard	1	0	0	0.0	0	0		C.Godwin	1	0	0	0.0	0	0
D.Sims	1	0	0	0.0	0	0		O.Howard	1	0	0	0.0	0	0
								A.Humphries	1	0	0	0.0	0	0
Total	16	13	116	8.9	15	0		Total	18	10	116	11.6	21	1

Chicago Bears	Regular Defensive Plays										Special Teams					Misc					
	TKL	AST	COMB	SK	/ YDS	TFL	Q	IN	PD	FF	FR	TKL	AST	FF	FR	BL	TKL	AST	FF	FR	
Q.Demps	5	1	6	0	0	0	0	0	0	0	0	0	0	0	0	0	0	0	0	0	0
N.Kwiatkowski	4	0	4	0	0	0	0	0	0	0	0	0	0	0	0	0	0	0	0	0	0
E.Jackson	3	0	3	0	0	0	0	0	0	0	0	0	0	0	0	0	0	0	0	0	0
C.Jones	0	3	3	0	0	0	0	0	0	0	0	0	0	0	0	0	0	0	0	0	0
Total	12	4	16	0	0	0	0	0	0	0	0	0	0	0	0	0	0	0	0	0	0

Tampa Bay Buccaneers	Regular Defensive Plays										Special Teams					Misc				
	TKL	AST	COMB	SK	/ YDS	TFL	QH	IN	PD	FF	FR	TKL	AST	FF	FR	BL	TKL	AST	FF	FR
L.David	5	1	6	0	0	1	0	0	0	0	0	0	0	0	0	0	0	0	0	0
K.Beckwith	5	0	5	0	0	2	0	0	0	0	0	0	0	0	0	0	0	0	0	0
W.Gholston	1	3	4	0	0	0	0	0	0	0	0	0	0	0	0	0	0	0	0	0
B.Grimes	3	0	3	0	0	0	0	0	0	0	0	0	0	0	0	0	0	0	0	0
Total	14	4	18	0	0	3	0	0	0	0	1	0	0	0	0	0	0	0	0	0



LAST TIME OUT - FINAL GAME BOOK

Play By Play

First Quarter

9/17/2017

CHI wins the coin toss and elects to defer. TB elects to Receive, and CHI elects to defend the south goal.
C.Barth kicks 65 yards from CHI 35 to end zone, Touchback.

Tampa Bay Buccaneers at 15:00

- 1-10-TB 25 (15:00) J.Winston pass incomplete short middle to O.Howard (D.Trevathan).
2-10-TB 25 (14:56) J.Rodgers right tackle to TB 31 for 6 yards (N.Kwiatkoski).
3-4-TB 31 (14:20) (Shotgun) J.Winston pass incomplete deep middle to C.Brato.

PENALTY on CHI-D.Trevathan, Defensive Holding, 5 yards, enforced at TB 31 - No Play.

- 1-10-TB 36 (14:15) J.Rodgers up the middle to TB 35 for -1 yards (M.Unrein). X1

- 2-11-TB 35 (13:38) (No Huddle, Shotgun) J.Winston pass short middle to M.Evans to CHI 47 for 18 yards (Q.Demps). P2

- 1-10-CHI 47 (12:57) J.Rodgers left tackle to CHI 45 for 2 yards (N.Kwiatkoski).

- 2-8-CHI 45 (12:16) (Shotgun) J.Winston pass short right to D.Jackson to CHI 35 for 10 yards (N.Kwiatkoski) [L.Floyd]. P3

- 1-10-CHI 35 (11:34) J.Winston pass short right to A.Cross to CHI 29 for 6 yards (M.Cooper) [M.Unrein].

- 2-4-CHI 29 (10:59) J.Winston pass incomplete deep left to D.Jackson.

- 3-4-CHI 29 (10:52) (Shotgun) J.Winston pass short right to M.Evans ran ob at CHI 21 for 8 yards. P4

- 1-10-CHI 21 (10:24) C.Sims III left tackle to CHI 19 for 2 yards (N.Kwiatkoski, S.Acho).

- 2-8-CHI 19 (9:45) (Shotgun) J.Winston sacked at CHI 24 for -5 yards (W.Young).

- 3-13-CHI 24 (9:07) (Shotgun) J.Winston pass incomplete deep middle to C.Godwin.

- 4-13-CHI 24 (9:02) (Field Goal formation) N.Folk 42 yard field goal is GOOD, Center-G.Sanborn, Holder-B.Anger.

CHI 0 TB 3, 13 plays, 51 yards, 1 penalty, 6:02 drive, 6:02 elapsed

N.Folk kicks 65 yards from TB 35 to end zone, Touchback.

Chicago Bears at 8:58

- 1-10-CHI 25 (8:58) Jo.Howard up the middle to CHI 22 for -3 yards (G.McCoy, W.Gholston).

Timeout #1 by CHI at 08:17.

- 2-13-CHI 22 (8:17) (Shotgun) M.Glennon pass short middle to K.Wright to CHI 30 for 8 yards (R.McClain) [G.McCoy].

- 3-5-CHI 30 (7:37) (Shotgun) M.Glennon pass short middle to T.Cohen to CHI 37 for 7 yards (R.McClain). P1

- 1-10-CHI 37 (7:02) T.Cohen up the middle to CHI 39 for 2 yards (B.Grimes).

- 2-8-CHI 39 (6:27) M.Glennon pass short middle to J.Bellamy to 50 for 11 yards (V.Hargreaves III). P2

- 1-10-50 (5:48) Jo.Howard up the middle to TB 47 for 3 yards (L.David, W.Gholston).

- 2-7-TB 47 (5:14) (Shotgun) M.Glennon pass short middle to K.Wright to TB 40 for 7 yards (V.Hargreaves III). P3

- 1-10-TB 40 (4:38) Jo.Howard up the middle to TB 43 for -3 yards (L.David).

- 2-13-TB 43 (3:57) (Shotgun) M.Glennon pass short left to T.Cohen to TB 34 for 9 yards (K.Beckwith).

- 3-4-TB 34 (3:18) (Shotgun) M.Glennon pass short middle to Z.Miller to TB 22 for 12 yards (C.Conte). P4

- 1-10-TB 22 (2:42) M.Glennon pass short right intended for D.Sims INTERCEPTED by K.Alexander at TB 16. K.Alexander to TB 38 for 22 yards (A.Shaheen).

Tampa Bay Buccaneers at 2:32

- 1-10-TB 38 (2:32) J.Rodgers left tackle to TB 39 for 1 yard (E.Goldman, D.Trevathan).

- 2-9-TB 39 (1:55) (Shotgun) J.Winston pass short right to D.Jackson to TB 47 for 8 yards (M.Cooper).

- 3-1-TB 47 (1:10) C.Sims III up the middle to TB 47 for no gain (E.Jackson, A.Hicks).

- 4-1-TB 47 (:28) (Punt formation) B.Anger punts 42 yards to CHI 11, Center-G.Sanborn, T.Cohen to CHI 11 for no gain (R.Smith). FUMBLES (R.Smith), RECOVERED by TB-C.Lynch at CHI 13. C.Lynch to CHI 13 for no gain (T.Cohen).

Tampa Bay Buccaneers at 0:15

- 1-10-CHI 13 (:15) J.Winston pass short right to M.Evans for 13 yards, TOUCHDOWN. P5

Penalty on CHI-Q.Demps, Defensive Holding, declined.

N.Folk extra point is GOOD, Center-G.Sanborn, Holder-B.Anger.

CHI 0 TB 10, 1 plays, 13 yards, 0:05 drive, 14:50 elapsed

N.Folk kicks 65 yards from TB 35 to end zone, Touchback.

PENALTY on CHI-T.Gentry, Unnecessary Roughness, 12 yards, enforced at CHI 25.

Chicago Bears at 0:00

- 1-10-CHI 13 (:10) T.Cohen right tackle to CHI 22 for 9 yards (N.Spence).

END OF QUARTER

Table with columns: Score, Time Poss, First Downs (R, P, X, T), 3 Down, 4 Down. Rows for Chicago Bears and Tampa Bay Buccaneers.



LAST TIME OUT - FINAL GAME BOOK

Second Quarter

9/17/2017

Play By Play

Chicago Bears continued.

2-1-CHI 22	(15:00) Jo.Howard left tackle to CHI 24 for 2 yards (K.Alexander).	R5
<u>1-10-CHI 24</u>	(14:25) Jo.Howard right end to CHI 28 for 4 yards (W.Gholston, L.David).	
2-6-CHI 28	(13:51) M.Glennon pass incomplete short left to Jo.Howard (K.Alexander) [R.Ayers Jr.]. <i>PENALTY on CHI-B.Massie, Offensive Holding, 10 yards, enforced at CHI 28 - No Play.</i>	
2-16-CHI 18	(13:45) (Shotgun) M.Glennon pass short left to K.Wright to CHI 30 for 12 yards (K.Beckwith).	
3-4-CHI 30	(13:00) (Shotgun) M.Glennon pass short left to T.Cohen pushed ob at CHI 44 for 14 yards (C.Conte).	P6
<u>1-10-CHI 44</u>	(12:25) M.Glennon pass incomplete short middle to Jo.Howard.	
2-10-CHI 44	(12:19) T.Cohen left end to CHI 46 for 2 yards (K.Beckwith, R.Russell).	
3-8-CHI 46	(11:37) (Shotgun) M.Glennon sacked at CHI 35 for -11 yards (N.Spence). FUMBLES (N.Spence) [N.Spence]. RECOVERED by TB-L.David at CHI 35. L.David to CHI 35 for no gain (C.Leno).	
Tampa Bay Buccaneers at 11:26		
1-10-CHI 35	(11:26) J.Winston pass incomplete short left to D.Jackson.	
2-10-CHI 35	(11:21) J.Rodgers left tackle to CHI 31 for 4 yards (E.Jackson, C.Jones).	
3-6-CHI 31	(10:44) (Shotgun) J.Winston pass incomplete deep middle to D.Jackson. <i>PENALTY on CHI-D.Trevathan, Defensive Holding, 5 yards, enforced at CHI 31 - No Play.</i>	X6
<u>1-10-CHI 26</u>	(10:38) J.Rodgers right end to CHI 17 for 9 yards (E.Jackson, Q.Demps).	
2-1-CHI 17	(9:58) J.Rodgers right tackle to CHI 17 for no gain (Q.Demps, L.Floyd).	
3-1-CHI 17	(9:16) J.Rodgers left guard to CHI 9 for 8 yards (Q.Demps, C.Jones).	R7
<u>1-9-CHI 9</u>	(8:46) J.Rodgers up the middle to CHI 6 for 3 yards (A.Hicks).	
2-6-CHI 6	(8:07) J.Winston pass incomplete short middle to M.Evans.	
3-6-CHI 6	(8:01) (Shotgun) J.Winston scrambles up the middle to CHI 3 for 3 yards (D.Trevathan). <i>PENALTY on CHI-W.Young, Defensive Holding, 2 yards, enforced at CHI 3.</i>	X8
<u>1-1-CHI 1</u>	(7:35) J.Rodgers up the middle for 1 yard, TOUCHDOWN.	R9
N.Folk extra point is GOOD, Center-G.Sanborn, Holder-B.Anger.		

CHI 0 TB 17, 9 plays, 35 yards, 2 penalties, 3:56 drive, 7:30 elapsed

N.Folk kicks 61 yards from TB 35 to CHI 4. D.Thompson to CHI 26 for 22 yards (K.Tandy).

Chicago Bears at 7:30, (1st play from scrimmage 7:23)

1-10-CHI 26	(7:23) Jo.Howard left tackle to CHI 28 for 2 yards (A.Glanton, W.Gholston).	
2-8-CHI 28	(6:47) T.Cohen right end to CHI 25 for -3 yards (T.Ward).	
3-11-CHI 25	(6:00) (Shotgun) M.Glennon pass short right to J.Bellamy to CHI 40 for 15 yards (B.Grimes) [A.Glanton].	P7
<u>1-10-CHI 40</u>	(5:19) Jo.Howard left tackle to CHI 42 for 2 yards (C.McDonald).	
2-8-CHI 42	(4:51) T.Cohen right end to CHI 41 for -1 yards (K.Beckwith).	
3-9-CHI 41	(4:21) (Shotgun) M.Glennon pass short left intended for J.Bellamy INTERCEPTED by R.McClain [G.McCoy] at CHI 47. R.McClain for 47 yards, TOUCHDOWN. <i>The Replay Official reviewed the runner was in bounds ruling, and the play was Upheld. The ruling on the field was confirmed.</i>	

Tampa Bay Buccaneers at 4:09

N.Folk extra point is No Good, Wide Left, Center-G.Sanborn, Holder-B.Anger.

CHI 0 TB 23, 0 plays, 47 yards, 0:00 drive, 10:51 elapsed

N.Folk kicks 65 yards from TB 35 to end zone, Touchback.

Chicago Bears at 4:09

1-10-CHI 25	(4:09) (Shotgun) M.Glennon pass short left to T.Cohen to CHI 25 for no gain (L.David).	
2-10-CHI 25	(3:25) (Shotgun) M.Glennon pass short left to T.Cohen pushed ob at CHI 26 for 1 yard (L.David).	
3-9-CHI 26	(2:58) (Shotgun) M.Glennon pass short right to D.Thompson to CHI 39 for 13 yards (B.Grimes).	P8
<u>1-10-CHI 39</u>	(2:23) Jo.Howard up the middle to CHI 41 for 2 yards (R.Russell, C.McDonald).	
Two-Minute Warning		
2-8-CHI 41	(2:00) (Shotgun) M.Glennon pass short left to K.Wright to CHI 48 for 7 yards (L.David). Timeout #1 by TB at 01:23.	
3-1-CHI 48	(1:23) Jo.Howard up the middle to CHI 46 for -2 yards (K.Beckwith, G.McCoy). Timeout #2 by TB at 01:12.	
4-3-CHI 46	(1:12) (Punt formation) P.O'Donnell punts 54 yards to end zone, Center-A.DePaola, Touchback.	

Tampa Bay Buccaneers at 1:04

1-10-TB 20	(1:04) (Shotgun) J.Winston pass deep right to D.Jackson pushed ob at TB 41 for 21 yards (Q.Demps).	P10
<u>1-10-TB 41</u>	(:58) (No Huddle, Shotgun) J.Winston pass incomplete short right to D.Jackson.	
2-10-TB 41	(:54) (Shotgun) J.Winston pass incomplete short right to C.Brate.	
3-10-TB 41	(:48) (Shotgun) J.Winston pass short left to C.Brate to CHI 48 for 11 yards (C.LeBlanc).	P11
<u>1-10-CHI 48</u>	(:27) (No Huddle, Shotgun) J.Winston pass incomplete short left to A.Humphries (B.Callahan).	
2-10-CHI 48	(:23) (Shotgun) J.Winston pass short left to C.Sims III to CHI 44 for 4 yards (K.Fuller, C.Jones). Timeout #3 by TB at 00:14. Timeout #2 by CHI at 00:14.	
3-6-CHI 44	(:14) (Shotgun) J.Winston pass short middle to M.Evans pushed ob at CHI 27 for 17 yards (Q.Demps) [P.McPhee].	P12
<u>1-10-CHI 27</u>	(:07) (Field Goal formation) N.Folk 45 yard field goal is GOOD, NULLIFIED by Penalty, Center-G.Sanborn, Holder-B.Anger. <i>PENALTY on TB, Illegal Shift, 5 yards, enforced at CHI 27 - No Play.</i>	
1-15-CHI 32	(:04) (Field Goal formation) N.Folk 50 yard field goal is GOOD, Center-G.Sanborn, Holder-B.Anger.	

CHI 0 TB 26, 8 plays, 48 yards, 1:04 drive, 15:00 elapsed

END OF QUARTER

	Score	Time Poss	First Downs					Efficiencies	
			R	P	X	T	3 Down	4 Down	
Chicago Bears	0	10:00	1	3	0	4	3/6	0/0	
Tampa Bay Buccaneers	26	5:00	2	3	2	7	3/4	0/0	



LAST TIME OUT - FINAL GAME BOOK

Third Quarter

9/17/2017

Play By Play

CHI elects to Receive, and TB elects to defend the South goal.
N.Folk kicks 65 yards from TB 35 to end zone, Touchback.

Chicago Bears at 15:00

- 1-10-CHI 25 (15:00) T.Cohen left end pushed ob at CHI 32 for 7 yards (V.Hargreaves III).
2-3-CHI 32 (14:35) M.Glennon pass incomplete short middle to Z.Miller [G.McCoy].
3-3-CHI 32 (14:29) (Shotgun) M.Glennon pass incomplete short left to J.Bellamy.
4-3-CHI 32 (14:24) (Punt formation) P.O'Donnell punts 63 yards to TB 5, Center-A.DePaola. B.Reedy to TB 22 for 17 yards (S.McManis).

Tampa Bay Buccaneers at 14:11

- 1-10-TB 22 (14:11) J.Rodgers left guard to TB 23 for 1 yard (M.Unrein).
2-9-TB 23 (13:36) (Shotgun) J.Winston pass deep middle to M.Evans to TB 39 for 16 yards (E.Jackson). P13
1-10-TB 39 (13:03) (No Huddle) J.Rodgers right end pushed ob at TB 47 for 8 yards (M.Cooper).
2-2-TB 47 (12:35) J.Rodgers up the middle to TB 46 for -1 yards (E.Jackson).
3-3-TB 46 (11:52) (Shotgun) J.Winston pass short middle to M.Evans to CHI 44 for 10 yards (K.Fuller). P14
1-10-CHI 44 (11:13) J.Winston pass incomplete deep right to D.Jackson [L.Floyd].
2-10-CHI 44 (11:04) J.Rodgers right tackle to CHI 39 for 5 yards (W.Young).
Timeout #1 by TB at 10:18.
3-5-CHI 39 (10:18) (Shotgun) J.Winston pass short left to A.Humphries pushed ob at CHI 30 for 9 yards (E.Jackson). P15
1-10-CHI 30 (9:42) J.Rodgers right end pushed ob at CHI 20 for 10 yards (C.Jones). R16
1-10-CHI 20 (9:06) J.Rodgers up the middle to CHI 18 for 2 yards (P.McPhee).
2-8-CHI 18 (8:26) (Shotgun) J.Winston pass short right to C.Sims III to CHI 15 for 3 yards (P.McPhee). FUMBLES (P.McPhee), RECOVERED by CHI-
L.Floyd at CHI 14. L.Floyd to CHI 35 for 21 yards (C.Brate).
The Replay Official reviewed the fumble ruling, and the play was Upheld. The ruling on the field was confirmed.

Chicago Bears at 8:13

- 1-10-CHI 35 (8:13) (Shotgun) M.Glennon pass incomplete short left to K.Wright.
PENALTY on CHI-C.Leno, Offensive Holding, 10 yards, enforced at CHI 35 - No Play.
1-20-CHI 25 (8:07) (Shotgun) M.Glennon pass short right to K.Wright to CHI 37 for 12 yards (K.Tandy).
2-8-CHI 37 (7:30) (Shotgun) T.Cohen left end to CHI 34 for -3 yards (W.Gholston, G.McCoy).
3-11-CHI 34 (6:45) (Shotgun) M.Glennon pass short right to T.Cohen to CHI 41 for 7 yards (L.David).
4-4-CHI 41 (6:11) (Punt formation) P.O'Donnell punts 51 yards to TB 8, Center-A.DePaola, downed by CHI-S.McManis.

Tampa Bay Buccaneers at 6:02

- 1-10-TB 8 (6:02) P.Barber up the middle to TB 11 for 3 yards (D.Trevathan).
PENALTY on CHI-J.Bullard, Defensive Offside, 5 yards, enforced at TB 8 - No Play.
1-5-TB 13 (5:41) P.Barber up the middle to TB 15 for 2 yards (J.Bullard, M.Unrein).
2-3-TB 15 (4:59) P.Barber up the middle to TB 20 for 5 yards (D.Trevathan, L.Floyd). R17
1-10-TB 20 (4:17) P.Barber left end to TB 21 for 1 yard (D.Trevathan, E.Goldman).
2-9-TB 21 (3:32) (Shotgun) J.Winston pass deep left to O.Howard to TB 38 for 17 yards (E.Jackson). P18
1-10-TB 38 (2:54) J.Winston pass short left to M.Evans pushed ob at TB 49 for 11 yards (K.Fuller). P19
1-10-TB 49 (2:23) P.Barber right tackle to CHI 48 for 3 yards (S.Acho).
2-7-CHI 48 (1:45) (Shotgun) J.Winston pass incomplete deep left to C.Sims III.
3-7-CHI 48 (1:36) (Shotgun) J.Winston pass short left to C.Brate to CHI 35 for 13 yards (C.Jones). P20
1-10-CHI 35 (1:08) (No Huddle) P.Barber up the middle pushed ob at CHI 21 for 14 yards (M.Cooper). R21
1-10-CHI 21 (0:47) P.Barber right tackle to CHI 13 for 8 yards (M.Cooper, E.Jackson).
2-2-CHI 13 (:16) P.Barber up the middle to CHI 12 for 1 yard (A.Hicks).

END OF QUARTER

Table with columns: Score, Time Poss, First Downs (R, P, X, T), 3 Down, 4 Down. Rows for Chicago Bears and Tampa Bay Buccaneers.



LAST TIME OUT - FINAL GAME BOOK

Play By Play

Fourth Quarter

9/17/2017

Tampa Bay Buccaneers continued.

- 3-1-CHI 12 (15:00) J.Rodgers right tackle to CHI 10 for 2 yards (S.Acho, C.Jones). R22
- 1-10-CHI 10 (14:22) J.Rodgers right tackle to CHI 4 for 6 yards (J.Anderson).
- 2-4-CHI 4 (13:40) J.Rodgers right guard to CHI 1 for 3 yards (A.Hicks, W.Young).
- PENALTY on TB-J.Sweezy, Offensive Holding, 10 yards, enforced at CHI 4 - No Play.*
- 2-14-CHI 14 (13:13) (Shotgun) J.Winston pass short middle to A.Humphries to CHI 5 for 9 yards (M.Cooper).
- 3-5-CHI 5 (12:33) (Shotgun) J.Winston pass incomplete short middle to C.Godwin.
- 4-5-CHI 5 (12:29) (Field Goal formation) N.Folk 23 yard field goal is GOOD, Center-G.Sanborn, Holder-B.Anger.

CHI 0 TB 29, 16 plays, 87 yards, 1 penalty, 8:36 drive, 2:34 elapsed

N.Folk kicks 66 yards from TB 35 to CHI -1. D.Thompson to CHI 32 for 33 yards (J.Evans).

PENALTY on CHI-D.Brown, Offensive Holding, 10 yards, enforced at CHI 20.

Chicago Bears at 12:26, (1st play from scrimmage 12:19)

- 1-10-CHI 10 (12:19) (Shotgun) M.Glennon pass short right to D.Thompson to CHI 20 for 10 yards (B.Grimes). P9
- 1-10-CHI 20 (11:53) (Shotgun) M.Glennon pass short right to Z.Miller to CHI 25 for 5 yards (L.David).
- 2-5-CHI 25 (11:31) (Shotgun) M.Glennon pass short right to T.Gentry to CHI 37 for 12 yards (B.Grimes). P10
- 1-10-CHI 37 (11:04) M.Glennon pass short left to J.Bellamy to CHI 45 for 8 yards (V.Hargreaves III).
- 2-2-CHI 45 (10:32) (Shotgun) M.Glennon pass incomplete short middle to J.Bellamy.
- 3-2-CHI 45 (10:28) (Shotgun) M.Glennon pass short left to T.Cohen pushed ob at TB 45 for 10 yards (C.Conte). P11
- 1-10-TB 45 (10:09) (Shotgun) M.Glennon pass deep middle to J.Bellamy to TB 28 for 17 yards (C.Conte). P12
- PENALTY on TB-C.Conte, Unnecessary Roughness, 14 yards, enforced at TB 28.* X13
- 1-10-TB 14 (9:48) (Shotgun) M.Glennon pass incomplete short middle to T.Cohen (K.Beckwith).
- 2-10-TB 14 (9:41) (Shotgun) M.Glennon pass incomplete short middle to K.Wright.
- 3-10-TB 14 (9:36) (Shotgun) M.Glennon pass incomplete short middle to K.Wright.
- 4-10-TB 14 (9:32) (Shotgun) M.Glennon pass incomplete short middle to Z.Miller [G.McCoy].

Tampa Bay Buccaneers at 9:27

- 1-10-TB 14 (9:27) J.Rodgers up the middle to TB 15 for 1 yard (Q.Demps).
- 2-9-TB 15 (8:44) J.Winston pass incomplete short right to O.Howard.
- 3-9-TB 15 (8:39) (Shotgun) J.Winston sacked at TB 10 for -5 yards (E.Goldman).
- 4-14-TB 10 (7:58) (Punt formation) B.Anger punts 54 yards to CHI 36, Center-G.Sanborn. T.Cohen pushed ob at CHI 46 for 10 yards (C.Lynch).

Chicago Bears at 7:44

- 1-10-CHI 46 (7:44) (Shotgun) M.Glennon pass deep right to D.Thompson to TB 34 for 20 yards (C.Conte). P14
- 1-10-TB 34 (7:15) (Shotgun) M.Glennon pass short right to Z.Miller to TB 29 for 5 yards (L.David).
- 2-5-TB 29 (6:53) (Shotgun) M.Glennon pass short middle to T.Gentry to TB 14 for 15 yards (B.Grimes, C.Conte). P15
- 1-10-TB 14 (6:35) (Shotgun) M.Glennon pass incomplete short right to K.Wright.
- 2-10-TB 14 (6:30) (Shotgun) M.Glennon pass incomplete short right to T.Gentry [C.Baker].
- 3-10-TB 14 (6:25) (Shotgun) M.Glennon pass short right to T.Cohen to TB 7 for 7 yards (C.Conte).
- 4-3-TB 7 (5:42) (Shotgun) M.Glennon pass incomplete short right to Z.Miller (C.Conte).

Tampa Bay Buccaneers at 5:37

- 1-10-TB 7 (5:37) P.Barber up the middle to TB 10 for 3 yards (R.Robertson-Harris).
- 2-7-TB 10 (4:50) P.Barber up the middle to TB 12 for 2 yards (M.Unrein, R.Robertson-Harris).
- 3-5-TB 12 (4:03) (Shotgun) R.Fitzpatrick pass incomplete short left to M.Evans.
- 4-5-TB 12 (3:57) (Punt formation) B.Anger punts 50 yards to CHI 38, Center-G.Sanborn, fair catch by T.Cohen.

Chicago Bears at 3:50

- 1-10-CHI 38 (3:50) (Shotgun) M.Glennon pass short left to Z.Miller to CHI 49 for 11 yards (T.Ward) [R.Ayers Jr.]. P16
- 1-10-CHI 49 (3:25) (Shotgun) M.Glennon pass deep right to K.Wright to TB 33 for 18 yards (R.Smith). P17
- 1-10-TB 33 (2:53) (No Huddle, Shotgun) M.Glennon pass short right to Z.Miller to TB 29 for 4 yards (A.Glanton).
- 2-6-TB 29 (2:24) (No Huddle, Shotgun) M.Glennon pass short right to Z.Miller to TB 24 for 5 yards (R.Smith).

Two-Minute Warning

- 3-1-TB 24 (2:00) (Shotgun) *PENALTY on TB-C.McDonald, Neutral Zone Infraction, 5 yards, enforced at TB 24 - No Play.* X18
- 1-10-TB 19 (2:00) (Shotgun) M.Glennon pass incomplete deep left to D.Thompson (T.Ward).
- 2-10-TB 19 (1:53) (Shotgun) M.Glennon pass short right to K.Wright pushed ob at TB 14 for 5 yards (R.Smith).
- 3-5-TB 14 (1:49) (Shotgun) M.Glennon pass short left to D.Thompson for 14 yards, TOUCHDOWN. P19
- C.Barth extra point is GOOD, Center-A.DePaola, Holder-P.O'Donnell.

CHI 7 TB 29, 7 plays, 62 yards, 1 penalty, 2:07 drive, 13:17 elapsed

C.Barth kicks 65 yards from CHI 35 to end zone, Touchback.

Tampa Bay Buccaneers at 1:43

- 1-10-TB 25 (1:43) P.Barber left tackle to TB 33 for 8 yards (K.Fuller).
- 2-2-TB 33 (:58) R.Fitzpatrick kneels to TB 32 for -1 yards.
- 3-3-TB 32 (:29) R.Fitzpatrick kneels to TB 31 for -1 yards.

END OF QUARTER

	Score	Time Poss	First Downs				Efficiencies	
			R	P	X	T	3 Down	4 Down
Chicago Bears	7	7:13	0	9	2	11	2/4	0/2
Tampa Bay Buccaneers	29	7:47	1	0	0	1	1/5	0/0



LAST TIME OUT - FINAL GAME BOOK

Miscellaneous Statistics Report

Chicago Bears vs Tampa Bay Buccaneers
9/17/2017 at Raymond James Stadium

Ten Longest Plays for Chicago Bears

Table with 4 columns: Yards, Qtr, Play Start, Play Description. Lists top 10 longest plays for Chicago Bears.

Ten Longest Plays for Tampa Bay Buccaneers

Table with 4 columns: Yards, Qtr, Play Start, Play Description. Lists top 10 longest plays for Tampa Bay Buccaneers.

Touchdown Scoring Information

Table with 4 columns: Offense, Defense, Special Teams. Shows touchdowns for Visitor (Chicago Bears) and Home (Tampa Bay Buccaneers).

Player Scoring Information

Table with 15 columns: Club, Player, TD, Rush TD, Rec TD, KO TD, Punt TD, Int TD, Fum TD, Misc TD, FG, XP, 2Pt Rush, 2Pt Rec, Sfty, Points. Lists player statistics for touchdowns.

Possession Detail

Table with 8 columns: First Half (Visitor, Home), Second Half (Visitor, Home), Game (Visitor, Home). Shows possession statistics for largest lead, drives leading, etc.



LAST TIME OUT - FINAL GAME BOOK

Playtime Percentage

Percent of playtime per player on offense, defense and special teams

Chicago Bears					Tampa Bay Buccaneers				
		Offense	Defense	Special Teams		Offense	Defense	Special Teams	
C Whitehair	C	64 100%		1 5%	J Sweezy	G	71 100%		7 32%
C Leno	T	64 100%		1 5%	D Smith	T	71 100%		7 32%
B Massie	T	64 100%		1 5%	A Marpet	G	71 100%		
M Glennon	QB	64 100%			J Winston	QB	65 92%		
J Bellamy	WR	59 92%			D Dotson	T	62 87%		7 32%
K Wright	WR	55 86%			M Evans	WR	55 77%		
Z Miller	TE	48 75%			O Howard	TE	46 65%		7 32%
T Cohen	RB	40 62%		3 14%	A Humphries	WR	41 58%		
H Grasu	C	40 62%		1 5%	E Smith	C	38 54%		7 32%
J Sitton	G	39 61%			C Brate	TE	38 54%		1 5%
D Thompson	WR	36 56%		6 27%	D Jackson	WR	36 51%		
J Howard	RB	31 48%			J Rodgers	RB	34 48%		
D Sims	TE	30 47%		1 5%	K Pamphile	T	33 46%		1 5%
B Sowell	T	25 39%		1 5%	C Godwin	WR	29 41%		8 36%
T Compton	T	24 38%			C Sims	RB	21 30%		
T Gentry	WR	8 12%		10 45%	L Stocker	TE	16 23%		10 45%
M Burton	FB	6 9%		11 50%	P Barber	RB	16 23%		9 41%
A Shaheen	TE	5 8%		13 59%	A Cross	RB	16 23%		9 41%
T McBride	WR	2 3%		5 23%	C Benenoch	T	9 13%		6 27%
E Jackson	FS		71 100%	9 41%	B Reedy	WR	7 10%		5 23%
M Cooper	CB		71 100%	7 32%	R Fitzpatrick	QB	6 8%		
Q Demps	SS		71 100%		V Hargreaves	CB		64 100%	2 9%
K Fuller	CB		67 94%	2 9%	K Beckwith	LB		58 91%	10 45%
D Trevathan	LB		60 85%		B Grimes	CB		57 89%	1 5%
L Floyd	LB		55 77%		C Conte	SS		57 89%	
A Hicks	DE		49 69%	3 14%	L David	LB		53 83%	1 5%
C Jones	LB		47 66%	17 77%	R Ayers	DE		48 75%	1 5%
B Callahan	CB		41 58%		N Spence	DE		45 70%	
E Goldman	NT		40 56%	4 18%	R McClain	CB		44 69%	8 36%
M Unrein	DE		35 49%	8 36%	G McCoy	DT		40 62%	1 5%
S Acho	LB		32 45%	18 82%	K Tandy	SS		36 56%	5 23%
W Young	LB		31 44%		R Russell	DE		35 55%	11 50%
R Robertson-Harris	DE		27 38%	16 73%	W Gholston	DE		32 50%	4 18%
J Bullard	DE		26 37%	7 32%	T Ward	SS		28 44%	5 23%
P McPhee	LB		24 34%		C Baker	DT		25 39%	1 5%
N Kwiatkoski	LB		16 23%	1 5%	C McDonald	DT		24 38%	3 14%
J Anderson	LB		12 17%	20 91%	A Glanton	LB		22 34%	10 45%
C LeBlanc	CB		5 7%	9 41%	K Alexander	LB		17 27%	
A Amos	FS		1 1%	21 95%	J Evans	DB		7 11%	14 64%
S McManis	CB			21 95%	R Smith	FS		7 11%	12 55%
D Brown	TE			14 64%	S Siliga	DT		5 8%	8 36%
P O'Donnell	P			4 18%	C Lynch	LB			14 64%
A DePaola	LS			4 18%	N Folk	K			13 59%
C Barth	K			3 14%	J Robinson	CB			13 59%
					B Anger	P			10 45%
					G Sanborn	LS			10 45%



STATISTICS

CHICAGO BEARS 2017 INDIVIDUAL GAME-HIGHS

BEARS				OPPONENTS				
Date	Opponent	Player	No	PASSING	No	Player	Opponent	Date
9/17/17	at TB	Glennon	45	Attempts	30	Last: Winston	at TB	9/17/17
9/17/17	at TB	Glennon	31	Completions	21	Ryan	ATL	9/10/17
9/17/17	at TB	Glennon	301	Yards	321	Ryan	ATL	9/10/17
9/10/17	ATL	Glennon	22	Long	88t	Ryan	ATL	9/10/17
9/17/17	at TB	Last: Glennon	1	TDs	1	Last: Winston	at TB	9/17/17
9/17/17	at TB	Glennon	2	INTs				
Date	Opponent	Player	No	RECEIVING	No	Player	Opponent	Date
9/17/17	at TB	Last: Cohen	8	Receptions	7	Evans	at TB	9/17/17
9/17/17	at TB	Wright	69	Yards	128	Hooper	ATL	9/10/17
9/10/17	ATL	Sims	22	Long	88t	Hooper	ATL	9/10/17
9/17/17	at TB	Last: Thompson	1	TDs	1	Last: Evans	at TB	9/17/17
Date	Opponent	Player	No	RUSHING	No	Player	Opponent	Date
9/10/17	ATL	Howard	13	Rushes	19	Rodgers	at TB	9/17/17
9/10/17	ATL	Cohen	66	Yards	67	Rodgers	at TB	9/17/17
9/10/17	ATL	Cohen	46	Long	14	Barber	at TB	9/17/17
9/10/17	ATL	Howard	1	TDs	1	Last: Rodgers	at TB	9/17/17
Date	Opponent	Player	No	TACKLES	No	Player	Opponent	Date
9/10/17	ATL	Freeman	10	Total Tackles	9	David	at TB	9/17/17
9/17/17	at TB	Last: Jackson	7	Solos	8	David	at TB	9/17/17
9/17/17	at TB	Jones	4	Assists	3	Gholston	at TB	9/17/17
9/10/17	ATL	Hicks	2.0	Sacks	2.0	Reed	ATL	9/10/17
9/10/17	ATL	Hicks	2	TFLs	3	Reed	ATL	9/10/17
Date	Opponent	Player	No	INTERCEPTIONS	No	Player	Opponent	Date
				INTs	1	McClain, Alexander	at TB	9/17/17
				Long Return	47t	McClain	at TB	9/17/17
				TDs	1	McClain	at TB	9/17/17
Date	Opponent	Player	No	PUNT RETURNS	No	Player	Opponent	Date
9/10/17	ATL	Cohen	3	Returns	2	Roberts	ATL	9/10/17
9/10/17	ATL	Cohen	45	Yards	24	Roberts	ATL	9/10/17
9/10/17	ATL	Cohen	17	Long	17	Reedy	at TB	9/17/17
				TDs				
Date	Opponent	Player	No	KICKOFF RETURNS	No	Player	Opponent	Date
9/17/17	at TB	Last: Thompson	2	Returns	1	Roberts	ATL	9/10/17
9/10/17	ATL	Thompson	47	Yards	11	Roberts	ATL	9/10/17
9/10/17	ATL	Thompson	27	Long	11	Roberts	ATL	9/10/17
				TDs				
Date	Opponent	Player	No	FIELD GOALS	No	Player	Opponent	Date
9/10/17	ATL	Barth	1	Attempts	3	Last: Folk	at TB	9/17/17
9/10/17	ATL	Barth	1	Made	3	Last: Folk	at TB	9/17/17
9/10/17	ATL	Barth	54	Long	50	Folk	at TB	9/17/17
Date	Opponent	Player	No	PUNTS	No	Player	Opponent	Date
9/10/17	ATL	O'Donnell	5	Punts	3	Last: Anger	at TB	9/17/17
9/10/17	ATL	O'Donnell	244	Yards	178	Bosher	ATL	9/10/17
9/17/17	at TB	O'Donnell	56.0	Average	59.3	Bosher	ATL	9/10/17
9/10/17	ATL	O'Donnell	69	Long	62	Bosher	ATL	9/10/17
9/10/17	ATL	O'Donnell	3	In-20	1	Anger	at TB	9/17/17
9/17/17	at TB	Last: O'Donnell	1	Touchbacks				



STATISTICS

CHICAGO BEARS 2017 WEEK-BY-WEEK LEADERS

DATE	OPPONENT	Scoring	Rushing Yards	Receptions	Receiving Yards	Tackles
9/10	vs ATL	Cohen, Howard - 6	Cohen - 66	Cohen - 8	Cohen - 47	Freeman - 10
9/17	@ TB	Thompson - 6	Cohen - 13	Cohen - 8	Wright - 69	Jackson - 8
9/24	vs PIT					
9/28	@ GB					
10/9	vs MIN					
10/15	@ BAL					
10/22	vs CAR					
10/29	@ NO					
11/12	vs GB					
11/19	vs DET					
11/26	@ PHI					
12/3	vs SF					
12/10	@ CIN					
12/16	@ DET					
12/24	vs CLE					
12/31	@ MIN					
Most Times Led or Tied for Lead		Cohen, Howard, Thompson - 1	Cohen - 2	Cohen - 2	Cohen, Wright - 1	Freeman, Jackson - 1

CHICAGO BEARS 2017 QUARTER-BY-QUARTER SCORING

DATE	OPPONENT	BEARS							OPPONENTS							Point Differential		
		1	2	1H	3	4	2H	OT	TOT	1	2	1H	3	4	2H		OT	TOT
9/10	vs ATL	0	10	10	0	7	7	0	17	3	7	10	3	10	13	0	23	-6
9/17	@ TB	0	0	0	0	7	7	0	7	10	16	26	0	3	3	0	29	-22
9/24	vs PIT																	
9/28	@ GB																	
10/9	vs MIN																	
10/15	@ BAL																	
10/22	vs CAR																	
10/29	@ NO																	
11/12	vs GB																	
11/19	vs DET																	
11/26	@ PHI																	
12/3	vs SF																	
12/10	@ CIN																	
12/16	@ DET																	
12/24	vs CLE																	
12/31	@ MIN																	
Regular Season Totals		0	10	10	0	14	14	0	24	13	23	36	3	13	16	0	52	-28



STATISTICS

CHICAGO BEARS 2017 RED ZONE EFFICIENCY

BEARS RED ZONE STATS																		
DATE	OPPONENT	Drives In		Scoring		TDs	TD %	FGs	Missed	Blocked	Turnovers	Downs	Time	Avg. Points	GOAL - TO - GO			
		Red Zone	Scores	%	FGs										FGs	FG	Drives	TDs
9/10	vs ATL	3	2	66.7%	2	66.7%	0	0	0	0	1	0	4.7	2	1	50.0%	0	
9/17	@ TB	3	1	33.3%	1	33.3%	0	0	0	0	2	0	2.3	0	0	0.0%	0	
9/24	vs PIT																	
9/28	@ GB																	
10/9	vs MIN																	
10/15	@ BAL																	
10/22	vs CAR																	
10/29	@ NO																	
11/12	vs GB																	
11/19	vs DET																	
11/26	@ PHI																	
12/3	vs SF																	
12/10	@ CIN																	
12/16	@ DET																	
12/24	vs CLE																	
12/31	@ MIN																	
Totals		6	3	50.0%	3	50.0%	0	0	0	0	3	0	3.5	2	1	50.0%	0	

OPPONENT RED ZONE STATS																		
DATE	OPPONENT	Drives In		Scoring		TDs	TD %	FGs	Missed	Blocked	Turnovers	Downs	Time	Avg. Points	GOAL - TO - GO			
		Red Zone	Scores	%	FGs										FGs	FG	Drives	TDs
9/10	vs ATL	3	3	100.0%	1	33.3%	2	0	0	0	0	0	4.3	2	1	50.0%	1	
9/17	@ TB	5	4	80.0%	2	40.0%	2	0	0	1	0	0	4.0	2	1	50.0%	1	
9/24	vs PIT																	
9/28	@ GB																	
10/9	vs MIN																	
10/15	@ BAL																	
10/22	vs CAR																	
10/29	@ NO																	
11/12	vs GB																	
11/19	vs DET																	
11/26	@ PHI																	
12/3	vs SF																	
12/10	@ CIN																	
12/16	@ DET																	
12/24	vs CLE																	
12/31	@ MIN																	
Totals		8	7	87.5%	3	37.5%	4	0	0	1	0	0	4.1	4	2	50.0%	2	



STATISTICS

CHICAGO BEARS 2017 DRIVE ENGINEERING

BEARS OFFENSIVE DRIVES																	
DATE	OPPONENT	Total	FG			Punt			Downs			Scoring			1st Half	2nd Half	
		Drives	TDs	FGs	Miss	Block	Punt	Block	INT	Fumble	Time	Safety	Points	Efficiency	1st Drive	1st Drive	
9/10	vs ATL	9	2	1	0	0	5	0	0	0	1	0	0	17	33.3%	Punt	Punt
9/17	@ TB	9	1	0	0	0	3	0	2	1	2	0	0	7	11.1%	INT	Punt
9/24	vs PIT																
9/28	@ GB																
10/9	vs MIN																
10/15	@ BAL																
10/22	vs CAR																
10/29	@ NO																
11/12	vs GB																
11/19	vs DET																
11/26	@ PHI																
12/3	vs SF																
12/10	@ CIN																
12/16	@ DET																
12/24	vs CLE																
12/31	@ MIN																
Totals		18	3	1	0	0	8	0	2	1	3	0	0	24	22.2%	0	0

Drives aborted as a result of return TD:

OPPONENT OFFENSIVE DRIVES																	
DATE	OPPONENT	Total	FG			Punt			Downs			Scoring			1st Half	2nd Half	
		Drives	TDs	FGs	Miss	Block	Punt	Block	INT	Fumble	Time	Safety	Points	Efficiency	1st Drive	1st Drive	
9/10	vs ATL	10	2	3	0	0	3	0	0	0	0	2	0	23	50.0%	FG	Punt
9/17	@ TB	10	2	3	0	0	3	0	0	1	0	1	0	29	50.0%	FG	Fumble
9/24	vs PIT																
9/28	@ GB																
10/9	vs MIN																
10/15	@ BAL																
10/22	vs CAR																
10/29	@ NO																
11/12	vs GB																
11/19	vs DET																
11/26	@ PHI																
12/3	vs SF																
12/10	@ CIN																
12/16	@ DET																
12/24	vs CLE																
12/31	@ MIN																
Totals		20	4	6	0	0	6	0	0	1	0	3	0	52	50.0%	6	0

Drives aborted as a result of return TD:



STATISTICS

CHICAGO BEARS 2017 SCORING DRIVES

DATE	OPPONENT	OBTAINED	SCORING PLAY	PAT	PLAYS	NET YARDS	DRIVE TIME	SCORE CHI-OPP	QTR	TIME LEFT	#
9/10/17	ATL	Punt	C.Barth 54 yd. FG		10	41	4:24	3-3	2	14:55	1
9/10/17	ATL	Kickoff	J.Howard 4 yd. run	C.Barth kick	7	75	4:15	10-10	2	0:14	2
9/10/17	ATL	Kickoff	T.Cohen 19 yd. pass from M.Glennon	C.Barth kick	9	75	4:29	17-20	4	7:26	3
9/17/17	at TB	Punt	D.Thompson 14 yd. pass from M.Glennon	C.Barth kick	7	62	2:07	7-29	4	1:43	4
											5
											6
											7
											8
											9
											10
											11
											12
											13
											14
											15
											16
											17
											18
											19
											20
											21
											22
											23
											24
											25
											26
											27
											28
											29
											30
											31
											32
											33
											34
											35
											36
											37
											38
											39
											40
											41
											42
											43
											44
											45
											46
											47
											48
											49
											50
											51
											52
											53
											54
											55
											56
											57
											58
											59
TOTALS					33	253					60



STATISTICS

OPPONENTS 2017 SCORING DRIVES

DATE	OPPONENT	OBTAINED	SCORING PLAY	PAT	NET		DRIVE TIME	SCORE		TIME LEFT	#
					PLAYS	YARDS		CHI-OPP	QTR		
9/10/17	ATL	Kickoff	M.Bryant 48 yd. FG		11	62	7:04	0-3	1	7:56	1
9/10/17	ATL	Punt	D.Freeman 5 yd. run	M.Bryant kick	11	83	6:59	3-10	2	4:29	2
9/10/17	ATL	Punt	M.Bryant 28 yd. FG		13	76	6:29	10-13	3	2:10	3
9/10/17	ATL	Punt	A.Hooper 88 yd. pass from M.Ryan	M.Bryant kick	3	95	0:59	10-20	4	11:55	4
9/10/17	ATL	Kickoff	M.Bryant 37 yd. FG		9	56	4:02	17-23	4	3:24	5
9/17/17	TB	Kickoff	N.Folk 42 yd. FG		13	51	6:02	0-3	1	8:58	6
9/17/17	TB	Fumble	M.Evans 13 yd. pass from J.Winston	N.Folk kick	1	13	0:05	0-10	1	0:10	7
9/17/17	TB	Fumble	J.Rodgers 1 yd. run	N.Folk kick	9	35	3:56	0-17	2	7:30	8
9/17/17	TB	Punt	N.Folk 50 yd. FG		8	48	1:04	0-26	2	0:00	9
9/17/17	TB	Punt	N.Folk 23 yd. FG		16	87	8:36	0-29	4	12:26	10
											11
											12
											13
											14
											15
											16
											17
											18
											19
											20
											21
											22
											23
											24
											25
											26
											27
											28
											29
											30
											31
											32
											33
											34
											35
											36
											37
											38
											39
											40
											41
											42
											43
											44
											45
											46
											47
											48
											49
											50
											51
											52
											53
											54
											55
											56
											57
											58
											59
											60
TOTALS						94	606				



STATISTICS

CHICAGO BEARS 2017 BIG PASSING PLAYS

BEARS COMPLETIONS OF 20 OR MORE YARDS						OPPONENT COMPLETIONS OF 20 OR MORE YARDS						
DATE	OPPONENT	QTR	PASSER	RECEIVER	YARDS	#	YARDS	RECEIVER	PASSER	QTR	OPPONENT	DATE
9/10/17	ATL	2	Glennon	Sims	22	1	88t	Hooper	Ryan	4	ATL	9/10/17
9/17/17	at TB	4	Glennon	Thompson	20	2	40	Hooper	Ryan	4	ATL	9/10/17
						3	25	Jones	Ryan	2	ATL	9/10/17
						4	21	Jackson	Winston	2	at TB	9/17/17
						5	20	Coleman	Ryan	3	ATL	9/10/17
						6						
						7						
						8						
						9						
						10						
						11						
						12						
						13						
						14						
						15						
						16						
						17						
						18						
						19						
						20						
						21						
						22						
						23						
						24						
						25						
						26						
						27						
						28						
						29						
						30						
						31						
						32						
						33						
						34						
						35						
						36						
						37						
						38						
						39						
						40						
						41						
						42						
						43						
						44						
						45						
						46						
						47						
						48						
						49						
						50						
						51						
						52						
						53						
						54						
						55						
						56						
						57						
						58						
						59						
						60						



STATISTICS

CHICAGO BEARS 2017 BIG RUSHING PLAYS

BEARS RUSHES OF 10 OR MORE YARDS					OPPONENT RUSHES OF 10 OR MORE YARDS					
DATE	OPPONENT	QTR	RUSHER	YARDS	#	YARDS	RUSHER	QTR	OPPONENT	DATE
9/10/17	ATL	2	Cohen	46	1	14	Barber	3	at TB	9/17/17
9/10/17	ATL	3	Cohen	18	2	13	Ryan	1	ATL	9/10/17
9/10/17	ATL	1	Cohen	15	3	10	Rodgers	3	at TB	9/17/17
9/10/17	ATL	1	Howard	11	4					
					5					
					6					
					7					
					8					
					9					
					10					
					11					
					12					
					13					
					14					
					15					
					16					
					17					
					18					
					19					
					20					
					21					
					22					
					23					
					24					
					25					
					26					
					27					
					28					
					29					
					30					
					31					
					32					
					33					
					34					
					35					
					36					
					37					
					38					
					39					
					40					
					41					
					42					
					43					
					44					
					45					
					46					
					47					
					48					
					49					
					50					
					51					
					52					
					53					
					54					
					55					
					56					
					57					
					58					
					59					
					60					



STATISTICS

CHICAGO BEARS 2017 BIG RETURN PLAYS

BEARS INTERCEPTION RETURNS OF 20 OR MORE YARDS						OPPONENT INTERCEPTION RETURNS OF 20 OR MORE YARDS						
DATE	OPPONENT	QTR	PASSER	RETURNER	YARDS	#	YARDS	RETURNER	PASSER	QTR	OPPONENT	DATE
						1	47	McClain	Glennon	2	at TB	9/17/17
						2	22	Alexander	Glennon	1	at TB	9/17/17
						3						
						4						
						5						
						6						
						7						
						8						
						9						
						10						
BEARS FUMBLE RETURNS OF 20 OR MORE YARDS						OPPONENT FUMBLE RETURNS OF 20 OR MORE YARDS						
DATE	OPPONENT	QTR	FUMBLED BY	RETURNER	YARDS	#	YARDS	RETURNER	FUMBLED BY	QTR	OPPONENT	DATE
9/17/17	at TB	3	Sims III	Floyd	21	1						
						2						
						3						
						4						
						5						
BEARS PUNT RETURNS OF 20 OR MORE YARDS						OPPONENT PUNT RETURNS OF 20 OR MORE YARDS						
DATE	OPPONENT	QTR		RETURNER	YARDS	#	YARDS	RETURNER		QTR	OPPONENT	DATE
						1						
						2						
						3						
						4						
						5						
						6						
						7						
						8						
						9						
						10						
BEARS KICKOFF RETURNS OF 30 OR MORE YARDS						OPPONENT KICKOFF RETURNS OF 30 OR MORE YARDS						
DATE	OPPONENT	QTR		RETURNER	YARDS	#	YARDS	RETURNER		QTR	OPPONENT	DATE
						1						
						2						
						3						
						4						
						5						
						6						
						7						
						8						
						9						
						10						



STATISTICS

2017 REPLAY CHALLENGES

R.A. = (Booth) Replay Assistant

#	Date	Opponent	Quarter	Time on Clock	Line of Scrimmage	Original Play	Challenge by	Challenge Result	Play Result
1	9/10/17	ATL	4	0:56	ATL 42	M.Glennon pass incomplete to D.Thompson	R.A.	Upheld	
2	9/10/17	ATL	4	0:39	ATL 28	M.Glennon pass incomplete to T.Cohen	R.A.	Upheld	
3	9/17/17	at TB	2	4:21	CHI 41	R.McClain 47 yd. INT return TD	R.A.	Upheld	
4	9/17/17	at TB	3	8:26	CHI 18	C.Sims III fumbles, recovered by L.Floyd	R.A.	Upheld	
5									
6									
7									
8									
9									
10									
11									
12									
13									
15									
14									
16									
17									
18									
19									
20									
21									
22									
23									
24									
25									

Bears All-time Challenges

Year	Challenges	Reversed	Pct.
2017	0	0	0.0%
2016	6	2	33.3%
2015	4	1	25.0%
2014	2	1	50.0%
2013	5	3	60.0%
2012	4	1	25.0%
2011	6	4	66.7%
2010	6	1	16.7%
2009	10	2	20.0%
2008	10	4	40.0%
2007	6	3	50.0%
2006	9	3	33.3%
2005	8	1	12.5%
2004	10	4	40.0%
2003	6	2	33.3%
2002	5	3	60.0%
2001	4	1	25.0%
2000	5	2	40.0%
1999	5	2	40.0%
TOTAL	111	37	33.3%

Opponent All-time Challenges

Year	Challenges	Reversed	Pct.
2017	0	0	0.0%
2016	4	1	25.0%
2015	8	5	62.5%
2014	7	2	28.6%
2013	4	2	50.0%
2012	4	3	75.0%
2011	11	6	54.5%
2010	11	2	18.2%
2009	6	2	33.3%
2008	13	8	61.5%
2007	9	4	44.4%
2006	6	3	50.0%
2005	8	2	25.0%
2004	6	3	50.0%
2003	6	0	0.0%
2002	10	8	80.0%
2001	3	1	33.3%
2000	8	1	12.5%
1999	4	0	0.0%
TOTAL	109	45	41.3%

Replay Assistant All-time Challenges

Year	Challenges	Upheld in Bears favor	Reversed in Bears favor
2017	4	1	0
2016	4	0	1
2015	15	3	4
2014	19	4	3
2013	16	7	0
2012	23	7	5
2011	7	2	0
2010	7	4	0
2009	1	0	0
2008	9	2	2
2007	9	2	2
2006	7	3	3
2005	1	1	0
2004	1	0	0
2003	4	2	1
2002	8	3	0
2001	7	4	1
2000	7	2	1
1999	9	2	0
TOTAL	153	45	18



STATISTICS

CHICAGO BEARS 2017 WEEK-BY-WEEK NFL RANKINGS

OFFENSE								
Week	Total Yds per GM	Rush Yds per GM	Pass Yds per GM	1st DNs per GM	Points per GM	PCT had INT	Sacks per PA	3rd DN EFF
1	301.0	125.0	176.0	20.0	17.0	0.0%	0.10	38.5%
	16	8	211	12t	20t	1t	22t	15t
2	305.5	72.5	233.0	19.5	12.0	2.4%	0.06	44.4%
	21	26	15t	14t	25t	21t	10t	11
3								
4								
5								
6								
7								
8								
9								
10	BYE							
11								
12								
13								
14								
15								
16								
17								

SPECIAL TEAMS RETURNS				
Week	Punt Ret. Avg.	KR Avg.	Gross Punt Avg.	Net Punt Avg.
1	15.0	23.3	48.8	40.0
	4	8	7	19
2	11.0	22.6	51.5	41.4
	7	12	2	14t
3				
4				
5				
6				
7				
8				
9				
10	BYE			
11				
12				
13				
14				
15				
16				
17				

DEFENSE								
Week	Total Yds per GM	Rush Yds per GM	Pass Yds per GM	1st DNs per GM	Points per GM	PCT had INT	Sacks per PA	3rd DN EFF
1	372.0	64.0	308.0	18.0	23.0	0.0%	0.06	45.5%
	25	10t	27	11	19t	19t	15	21
2	341.5	90.5	251.0	20.0	26.0	0.0%	0.07	50.0%
	25	15	24	20t	28	24t	19	26t
3								
4								
5								
6								
7								
8								
9								
10	BYE							
11								
12								
13								
14								
15								
16								
17								

COVERAGE				
Week	Punt Ret. Avg.	KR Avg.	Gross Punt Avg.	Net Punt Avg.
1	12.0	11.0	59.3	44.3
	26	10t	30	24t
2	13.7	11.0	54.0	44.8
	27	4	31	31
3				
4				
5				
6				
7				
8				
9				
10	BYE			
11				
12				
13				
14				
15				
16				
17				



CHICAGO BEARS GAME RELEASE

STATISTICS

CHICAGO BEARS 2017 RECORD WHEN ...

SITUATIONS	2008	2009	2010	2011	2012	2013	2014	2015	2016	2017
REGULAR SEASON	9 - 7	7 - 9	11 - 5	8 - 8	10 - 6	8 - 8	5 - 11	6 - 10	3 - 13	0 - 2
POST-SEASON			1 - 1							
HOME	6 - 2	5 - 3	5 - 3	5 - 3	5 - 3	5 - 3	2 - 6	1 - 7	3 - 5	0 - 1
ROAD	3 - 5	2 - 6	6 - 2	3 - 5	5 - 3	3 - 5	3 - 5	5 - 3	0 - 8	0 - 1
vs. NFC Central/North	4 - 2	3 - 3	5 - 1	3 - 3	3 - 3	2 - 4	1 - 5	1 - 5	2 - 4	0 - 0
HOME	3 - 0	2 - 1	3 - 0	2 - 1	2 - 1	1 - 2	1 - 2	0 - 3	2 - 1	0 - 0
ROAD	1 - 2	1 - 2	2 - 1	1 - 2	1 - 2	1 - 2	0 - 3	1 - 2	0 - 3	0 - 0
vs. NFC	7 - 5	5 - 7	8 - 4	7 - 5	7 - 5	4 - 8	4 - 8	3 - 9	3 - 9	0 - 2
HOME	5 - 1	3 - 3	4 - 2	4 - 2	4 - 2	3 - 3	2 - 4	0 - 7	3 - 3	0 - 1
ROAD	2 - 4	2 - 4	4 - 2	3 - 3	3 - 3	1 - 5	2 - 4	3 - 2	0 - 6	0 - 1
vs. AFC	2 - 2	2 - 2	3 - 1	1 - 3	3 - 1	4 - 0	1 - 3	3 - 1	0 - 4	0 - 0
HOME	1 - 1	2 - 0	1 - 1	1 - 1	1 - 1	2 - 0	0 - 2	1 - 1	0 - 2	0 - 0
ROAD	1 - 1	0 - 2	2 - 0	0 - 2	2 - 0	2 - 0	1 - 1	2 - 0	0 - 2	0 - 0
OUTDOORS	7 - 5	6 - 7	8 - 5	7 - 6	8 - 5	8 - 5	4 - 10	5 - 9	3 - 8	0 - 2
DOMES	2 - 2	1 - 2	3 - 0	1 - 2	2 - 1	0 - 3	1 - 1	1 - 1	0 - 5	0 - 0
NATURAL GRASS	6 - 5	5 - 4	7 - 3	6 - 5	8 - 4	7 - 5	3 - 7	4 - 7	3 - 8	0 - 2
ARTIFICIAL SURFACE	3 - 2	2 - 5	4 - 2	2 - 3	2 - 2	1 - 3	2 - 4	2 - 3	0 - 7	0 - 0
Positive Turnover Margin	4 - 1	6 - 1	7 - 0	4 - 2	9 - 3	5 - 0	4 - 2	2 - 2	1 - 2	0 - 0
Negative Turnover Margin	2 - 2	0 - 6	3 - 2	1 - 4	1 - 3	2 - 4	1 - 9	3 - 5	1 - 10	0 - 1
Equal Turnover Margin	3 - 4	1 - 2	1 - 3	3 - 2	0 - 0	1 - 4	0 - 0	1 - 3	1 - 1	0 - 1
SCORE FIRST	6 - 5	4 - 1	6 - 3	5 - 3	7 - 2	3 - 3	1 - 3	1 - 3	2 - 6	0 - 0
OPP. SCORES FIRST	3 - 2	3 - 8	5 - 2	3 - 5	3 - 4	5 - 5	4 - 8	5 - 7	1 - 7	0 - 2
ALLOW 0-17 POINTS	5 - 0	3 - 1	6 - 3	4 - 2	5 - 2	0 - 0	3 - 1	3 - 1	3 - 1	0 - 0
ALLOW 18+ POINTS	4 - 7	4 - 8	5 - 2	4 - 6	5 - 4	8 - 8	2 - 10	3 - 9	0 - 12	0 - 2
SCORE 0-17 POINTS	0 - 4	2 - 7	1 - 4	1 - 6	1 - 6	0 - 1	0 - 7	1 - 2	1 - 9	0 - 1
SCORE 18+ POINTS	9 - 3	5 - 2	10 - 1	7 - 2	9 - 0	8 - 7	5 - 4	5 - 8	2 - 4	0 - 1
3-POINT GAMES OR LESS	2 - 3	1 - 0	2 - 2	0 - 1	2 - 0	3 - 2	0 - 1	3 - 4	1 - 3	0 - 0
7-POINT GAMES OR LESS	5 - 5	3 - 5	6 - 3	4 - 2	2 - 3	5 - 2	0 - 4	4 - 6	0 - 3	0 - 1
IN OVERTIME	2 - 1	1 - 0	0 - 0	0 - 1	0 - 1	1 - 1	0 - 1	0 - 2	0 - 0	0 - 0
WIN COIN TOSS	4 - 5	5 - 1	6 - 5	4 - 5	5 - 4	4 - 4	3 - 5	2 - 5	2 - 5	0 - 2
LOSE COIN TOSS	5 - 2	2 - 8	5 - 0	4 - 3	5 - 2	4 - 4	2 - 6	4 - 5	1 - 8	0 - 0
LEAD AFTER 1st QTR	6 - 4	3 - 0	6 - 0	6 - 1	8 - 1	2 - 3	1 - 2	1 - 0	2 - 4	0 - 0
TRAIL AFTER 1st QTR	0 - 3	3 - 5	3 - 2	1 - 3	0 - 3	3 - 3	3 - 5	4 - 9	1 - 7	0 - 2
TIED AFTER 1st QTR	3 - 0	1 - 4	2 - 3	1 - 4	2 - 2	3 - 2	1 - 4	1 - 1	0 - 2	0 - 0
LEAD @ HALFTIME	7 - 1	4 - 0	6 - 2	8 - 2	8 - 0	5 - 0	3 - 1	4 - 1	3 - 3	0 - 0
TRAIL @ HALFTIME	2 - 5	1 - 9	4 - 3	0 - 5	1 - 6	2 - 7	2 - 8	2 - 7	0 - 9	0 - 1
TIED @ HALFTIME	0 - 1	2 - 0	1 - 0	0 - 1	1 - 0	1 - 1	0 - 2	0 - 2	0 - 1	0 - 1
LEAD AFTER 3rd QTR	7 - 2	6 - 3	8 - 0	7 - 1	9 - 1	4 - 2	4 - 2	2 - 1	3 - 2	0 - 0
TRAIL AFTER 3rd QTR	2 - 5	1 - 6	3 - 4	1 - 7	1 - 5	3 - 6	1 - 8	4 - 7	0 - 11	0 - 2
TIED AFTER 3rd QTR	0 - 0	0 - 0	0 - 1	0 - 0	0 - 0	1 - 0	0 - 1	0 - 2	0 - 0	0 - 0
TOTAL NET YARDS										
0-200	0 - 0	0 - 1	0 - 2	0 - 1	0 - 3	0 - 0	0 - 0	0 - 1	0 - 1	0 - 0
201-300	4 - 5	3 - 5	5 - 1	2 - 4	5 - 1	1 - 1	3 - 5	1 - 1	0 - 4	0 - 0
301-400	4 - 1	3 - 2	5 - 2	6 - 1	3 - 1	3 - 3	0 - 4	4 - 6	1 - 4	0 - 2
401 +	1 - 1	1 - 1	1 - 0	0 - 2	2 - 1	4 - 4	2 - 2	1 - 2	2 - 4	0 - 0
TOTAL RUSHING YARDS										
0-74	3 - 1	1 - 5	1 - 4	0 - 2	0 - 0	0 - 2	2 - 6	0 - 0	0 - 4	0 - 1
75-99	3 - 3	1 - 2	1 - 0	3 - 1	2 - 2	1 - 2	1 - 2	2 - 6	0 - 5	0 - 0
100-124	0 - 2	2 - 1	6 - 1	2 - 2	3 - 3	3 - 1	1 - 0	2 - 2	1 - 1	0 - 0
125-149	0 - 0	1 - 1	2 - 0	0 - 0	1 - 1	2 - 3	1 - 1	0 - 0	1 - 2	0 - 1
150 +	3 - 1	2 - 0	1 - 0	3 - 3	4 - 0	2 - 0	0 - 2	2 - 2	1 - 1	0 - 0
100-YARD RUSHER	3 - 0	2 - 0	3 - 0	3 - 3	3 - 0	3 - 2	1 - 2	0 - 1	3 - 4	0 - 0
NET PASSING YARDS										
0-149	3 - 2	1 - 2	1 - 3	3 - 3	2 - 4	0 - 0	1 - 0	0 - 1	0 - 2	0 - 0
150-199	3 - 2	2 - 2	5 - 0	0 - 1	3 - 0	1 - 1	2 - 4	2 - 4	1 - 2	0 - 1
200-249	1 - 2	1 - 1	3 - 1	2 - 3	2 - 1	2 - 2	0 - 1	2 - 2	1 - 3	0 - 0
250-299	1 - 1	3 - 2	1 - 1	3 - 1	1 - 0	4 - 1	0 - 4	1 - 2	1 - 1	0 - 1
300 +	1 - 0	0 - 2	1 - 0	0 - 0	2 - 1	1 - 4	2 - 2	1 - 1	0 - 5	0 - 0
300-YARD PASSER	1 - 0	0 - 3	1 - 0	1 - 1	1 - 0	1 - 4	2 - 2	1 - 2	1 - 6	0 - 1
100-YARD RECEIVER	0 - 1	1 - 2	2 - 1	0 - 2	5 - 3	4 - 6	3 - 4	2 - 4	1 - 6	0 - 0



STATISTICS

UPDATED SERIES RECORDS

Includes Postseason

NFC EAST	W	L	T	PCT.	PF	PA	LG W STRK	LONG L STRK	CURRENT STRK
Dallas	11	15	0	0.423	493	561	3	6	L2
N.Y. Giants	33	23	2	0.589	1011	854	5	4	L1
Philadelphia	30	13	1	0.698	926	658	11	5	L2
Washington	23	26	1	0.469	1070	934	6	7	L7
Div. Totals	97	77	4	0.557	3500	3007			

NFC NORTH	W	L	T	PCT.	PF	PA	LG W STRK	LONG L STRK	CURRENT STRK
Chicago	--	--	--	--	--	--	--	--	--
Detroit	97	72	5	0.574	3375	3105	11	6	L1
Green Bay	94	94	6	0.500	3331	3335	8	10	L2
Minnesota	52	58	2	0.473	2189	2359	6	8	L1
Div. Totals	243	224	13	0.520	8895	8799			

NFC WEST	W	L	T	PCT.	PF	PA	LG W STRK	LONG L STRK	CURRENT STRK
Arizona	58	28	6	0.674	1718	1175	9	4	L1
Los Angeles	53	36	3	0.594	2139	1847	8	5	W1
San Francisco	31	33	1	0.476	1293	1466	3	6	W1
Seattle	6	11	0	0.353	352	381	2	4	L3
Div. Totals	147	108	10	0.576	5502	4869			

NFC SOUTH	W	L	T	PCT.	PF	PA	LG W STRK	LONG L STRK	CURRENT STRK
Atlanta	14	13	0	0.519	498	447	5	5	L1
Carolina	5	4	0	0.556	200	191	3	2	L1
New Orleans	15	14	0	0.517	603	559	4	3	L3
Tampa Bay	38	20	0	0.655	1224	923	12	6	L2
Div. Totals	72	51	0	0.585	2525	2120			

NFC TOTALS	559	460	29	0.549	20422	18795			
-------------------	------------	------------	-----------	--------------	--------------	--------------	--	--	--

AFC EAST	W	L	T	PCT.	PF	PA	LG W STRK	LONG L STRK	CURRENT STRK
Buffalo	7	5	0	0.583	240	185	2	2	L1
Miami	4	8	0	0.333	208	304	2	4	L1
New England	4	9	0	0.308	219	298	3	4	L4
N.Y. Jets	8	3	0	0.727	221	168	4	2	W4
Div. Totals	23	25	0	0.479	888	955			

AFC NORTH	W	L	T	PCT.	PF	PA	LG W STRK	LONG L STRK	CURRENT STRK
Baltimore	3	2	0	0.600	70	77	1	1	W1
Cincinnati	4	6	0	0.400	181	188	2	2	W1
Cleveland	6	9	0	0.400	277	379	2	3	W2
Pittsburgh	18	7	1	0.750	587	390	10	3	W2
Div. Totals	34	24	1	0.586	1115	1034			

AFC WEST	W	L	T	PCT.	PF	PA	LG W STRK	LONG L STRK	CURRENT STRK
Denver	7	8	0	0.467	291	250	3	2	L2
Kansas City	7	5	0	0.583	185	224	3	1	W1
Oakland	7	7	0	0.500	256	249	3	3	W1
San Diego	7	5	0	0.353	204	232	3	3	W2
Div. Totals	28	25	0	0.528	936	955			

AFC SOUTH	W	L	T	PCT.	PF	PA	LG W STRK	LONG L STRK	CURRENT STRK
Houston	0	4	0	0.000	49	91	0	5	L5
Indianapolis	19	24	0	0.442	889	927	6	7	L1
Jacksonville	4	3	0	0.571	169	116	1	1	L1
Tennessee	6	6	0	0.500	259	272	3	2	L1
Div. Totals	29	37	0	0.439	1366	1406			

AFC TOTALS	114	111	1	0.507	4305	4350			
-------------------	------------	------------	----------	--------------	-------------	-------------	--	--	--

**93 SAM ACHO**

Ht: 6-3 **Wt:** 260
Age: 29 **College:** Texas
Bears Season: 3 **NFL Season:** 7
Acquired: Unrestricted free agent in 2015 (ARI)

LINEBACKER

PRO CAREER: Appeared in 84 games with 46 starts over seven seasons with the Chicago Bears (2011-14) and the Chicago Bears (2015-17), producing 218 tackles, 14 sacks, 22 TFLs, 3 interceptions, 10 pass breakups, 9 forced fumbles and 3 fumble recoveries (2 defensive and one of his own teammate's on special teams) ... added 26 tackles on special teams ... in one postseason contest with the Cardinals, registered 7 tackles, including a strip-sack that was recovered by Arizona's defense ... 7 sacks in 2011 were the second most by a Cardinals rookie in franchise history, trailing Simeon Rice's 12.5 in 1996 ... became the first Cardinals rookie to have a sack in three-straight games since Rice in 1996.

2017 SEASON: Appeared two games (one start), recording 6 tackles.

2017 CHICAGO BEARS

Date	W/L	Opponent	Tkls-S	Sk-YL	INT-Yds	PD	FF	FR	TFL
9/10	L	ATL	3-1	0-0	0-0	0	0	0	0
9/17*	L	at TB	3-2	0-0	0-0	0	0	0	0
9/24		PIT							
9/28		at GB							
10/9		MIN							
10/15		at BAL							
10/22		CAR							
10/29		at NO							
11/12		GB							
11/19		DET							
11/26		at PHI							
12/3		SF							
12/10		at CIN							
12/16		at DET							
12/24		CLE							
12/31		at MIN							
Totals	0-1		6-3	0-0	0-0	0	0	0	0

*Denotes Game Started

SAM ACHO'S NFL STATISTICS**REGULAR SEASON**

Year	Team	GP	GS	Tackles					Interceptions					Fumbles			Misc.	
				Tot	S	A	Sk	Yds	No	Yds	Lg	TD	PD	FF	FR	Yds	TFL	STT
2011	Arizona	16	10	36	30	6	7.0	50.0	0	0	-	0	2	4	1	1	5.0	7
2012	Arizona	16	16	45	32	13	4.0	18.0	2	2	2	0	3	2	0	0	6.0	3
2013	Arizona	3	2	3	3	0	1.0	9.0	0	0	-	0	0	1	1	0	1.0	2
2014	Arizona	16	4	28	21	7	1.0	15.0	1	3	3	0	3	0	0	0	4.0	3
2015	Chicago	15	7	60	31	29	0.0	0.0	0	0	-	0	1	1	1	0	3.0	8
2016	Chicago	16	6	40	23	17	1.0	3.0	0	0	-	0	1	1	0	0	3.0	3
2017	Chicago	2	1	6	4	1	0.0	0.0	0	0	-	0	0	0	0	0	0.0	0
Bears total		33	14	106	58	48	1.0	3.0	0	0	-	0	2	2	1	0	6.0	11
NFL totals		84	46	218	144	74	14.0	95.0	3	5	3	0	10	9	3	1	22.0	26

SEASON / CAREER / PLAYOFF HIGHS

	2017	Career	Playoff
Tackles	3, twice	8, twice	7, at CAR (1/3/15)
Solos	2, at TB (9/10)	5, twice	2, at CAR (1/3/15)
Sacks	None	2, at STL (11/27/11)	1, at CAR (1/3/15)
Tackles for Loss	None	2, twice	None



38 ADRIAN AMOS

Ht: 6-0

Age: 24

Bears Season: 3

Acquired: 5th round of the 2015 draft (142nd overall)

Wt: 214

College: Penn State

NFL Season: 3

SAFETY

PRO CAREER: Appeared in 32 games with 30 starts over three seasons with the Chicago Bears (2015-17), producing 168 tackles, 1.0 sack, 5 TFLs, 8 pass breakups, 1 forced fumble and 1 fumble recovery ... added 4 tackles on special teams ... named to Mel Kiper and the PFWA's all-Rookie teams following a 2015 season in which he started all 16 games, collecting a team-high 108 tackles, including 1 sack, 3 TFLs and 4 PBU's ... became the first Bears rookie to lead the team in defensive tackles (based on coaches review) since Brian Urlacher (2000).

HONORS AND AWARDS: 2015: All-Rookie (PFWA & Mel Kiper); Brian Piccolo Award.

2017 SEASON: Appeared in two games as a reserve.

2017 CHICAGO BEARS

Date	W/L	Opponent	Tkls-5	Sk-YL	INT-Yds	PD	FF	FR	TFL
9/10	L	ATL	0-0	0-0	0-0	0	0	0	0
9/17	L	at TB	0-0	0-0	0-0	0	0	0	0
9/24		PIT							
9/28		at GB							
10/9		MIN							
10/15		at BAL							
10/22		CAR							
10/29		at NO							
11/12		GB							
11/19		DET							
11/26		at PHI							
12/3		SF							
12/10		at CIN							
12/16		at DET							
12/24		CLE							
12/31		at MIN							
Totals	0-0		0-0	0-0	0-0	0	0	0	0

*Denotes Game Started

ADRIAN AMOS' NFL STATISTICS

REGULAR SEASON

Year	Team	GP	GS	Tackles					Interceptions				Fumbles			Misc.		
				Tot	S	A	Sk	Yds	No	Yds	Lg	TD	PD	FF	FR	Yds	TFL	STT
2015	Chicago	16	16	108	78	30	1.0	7.0	0	0	-	0	4	0	0	0	3.0	1
2016	Chicago	15	14	60	50	10	0.0	0.0	0	0	-	0	4	1	1	21	2.0	3
2017	Chicago	2	0	0	0	0	0.0	0.0	0	0	-	0	0	0	0	0	0.0	0
NFL totals		33	30	168	128	40	1.0	7.0	0	0	-	0	8	1	1	21	5.0	4

SEASON / CAREER / PLAYOFF HIGHS

	2017	Career	Playoff
Tackles	None	11, twice	None
Solos	None	9, vs. WAS (12/13/15)	None
Tackles For Loss	None	1, five times	None
Interceptions	None	None	None
Sacks	None	1, vs. DEN (11/22/15)	None



20 PRINCE AMUKAMARA

Ht: 6-0

Wt: 202

Age: 28

College: Nebraska

Bears Season: 1

NFL Season: 7

Acquired: Unrestricted free agent in 2017 (JAX)

DEFENSIVE BACK

PRO CAREER: Appeared in 69 contests with 57 starts over seven seasons for the New York Giants (2011-15), Jacksonville Jaguars (2016) and Chicago Bears (2017) ... compiled 310 tackles, 7 interceptions, 49 pass breakups, 3 forced fumbles, 2 fumble recoveries and 7 TFLs ... won a Super Bowl as a rookie for the New York Giants in 2011.

2017 SEASON: Inactive for Games 1 and 2.

2017 CHICAGO BEARS

Date	W/L	Opponent	Tkls-S	Sk-YL	INT-Yds	PD	FF	FR	TFL
9/10	L	ATL			INACTIVE				
9/17	L	at TB			INACTIVE				
9/24		PIT							
9/28		at GB							
10/9		MIN							
10/15		at BAL							
10/22		CAR							
10/29		at NO							
11/12		GB							
11/19		DET							
11/26		at PHI							
12/3		SF							
12/10		at CIN							
12/16		at DET							
12/24		CLE							
12/31		at MIN							
Totals	0-0		0-0	0-0	0-0	0	0	0	0

*Denotes Game Started

PRINCE AMUKAMARA'S NFL STATISTICS

REGULAR SEASON

Year	Team	GP	GS	Tackles				Interceptions				Fumbles			Misc.			
				Tot	S	A	Sk	Yds	No	Yds	Lg	TD	PD	FF	FR	Yds	TFL	STT
2011	N.Y. Giants	7	0	14	12	2	0.0	0.0	1	0	0	0	3	0	1	0	0.0	0
2012	N.Y. Giants	13	11	59	45	14	0.0	0.0	1	0	0	0	6	0	0	0	1.0	0
2013	N.Y. Giants	16	16	83	72	11	0.0	0.0	1	-4	-4	0	14	2	0	0	4.0	0
2014	N.Y. Giants	8	8	46	37	9	0.0	0.0	3	66	38	0	11	0	0	0	0.0	0
2015	N.Y. Giants	11	10	63	55	8	0.0	0.0	1	6	6	0	9	1	1	0	1.0	0
2016	Jacksonville	14	12	49	46	3	0.0	0.0	0	0	-	0	5	0	0	0	1.0	0
2017	Chicago	0	0	0	0	0	0.0	0.0	0	0	-	0	0	0	0	0	0.0	0
NFL totals		69	57	310	271	39	0.0	0.0	7	68	38	0	49	3	2	0	7.0	0

POSTSEASON

Year	Team	GP	GS	Tackles				Interceptions				Fumbles			Misc.			
				Tot	S	A	Sk	Yds	No	Yds	Lg	TD	PD	FF	FR	Yds	TFL	STT
2011	N.Y. Giants	4	0	3	2	1	0.0	0.0	0	0	-	0	0	0	0	0	0.0	0

SEASON / CAREER / PLAYOFF HIGHS

	2017	Career	Playoff
Tackles	None	10, twice	2, vs. ATL (1/8/12)
Solos	None	10, vs. DEN (9/15/13)	1, twice
Tackles For Loss	None	1, seven times	None
Sacks	None	None	None
Interceptions	None	1, 7 times	None



4 CONNOR BARTH

Ht: 5-11

Age: 31

Bears Season: 2

Acquired: Waived FA in 2016 (NO)

Wt: 190

College: North Carolina

NFL Season: 10

KICKER

PRO CAREER: Enters his 10th NFL season, appearing in 101 games with the Chiefs (2008), Buccaneers (2009-12, 2015), Broncos (2014) and Bears (2016-17) ... made 158 of 188 career field goals and 208 of 210 extra points ... saw action in one postseason contest with Denver in 2014, converting 2 of 2 field goals.

2017 SEASON: 1-1 on field goals (long of 54) and 3-3 on PATs.

PREVIOUS SEASONS: 2016: Appeared in 16 games for the Bears ... made 18 of 23 field goals (78.3%) ... made 30 of 31 PATs and totaled 85 points ... made a long field goal of 54. **2015:** Appeared in 12 games for the Buccaneers ... made 23 of 28 field goals (82.1%) ... made 25 of 26 PATs ... made a long of 53. **2014:** Appeared in 5 games for the Broncos ... made 15 of 16 field goals (93.8%) ... made 15 of 15 PATs ... made a long of 50. **2012:** Appeared in 15 games for the Buccaneers ... made 28 of 33 field goals (84.8%) ... made 39 of 39 PATs ... made a career long of 57. **2011:** Appeared in 16 games for the Buccaneers ... made 26 of 28 field goals (92.9%) ... Made 23 of 23 PATs ... made a long of 55. **2010:** Appeared in 16 games for the Buccaneers ... made 23 of 28 field goals (82.1%) ... made 36 of 36 PATs ... made a long of 53. **2009:** Appeared in 9 games for the Buccaneers ... made 14 of 19 field goals (73.7%) ... made 12 of 12 PATs ... made a long of 54. **2008:** Appeared in 10 games for the Chiefs ... made 10 of 12 field goals (83.3%) ... Made 24 of 24 PATs ... made a long of 45.

2017 CHICAGO BEARS

Date	W/L	Opp.	PAT	FG	PTS	FGs (Missed)
9/10	L	ATL	2-2	1-1	5	54
9/17	L	at TB	1-1	0-0	1	
9/24		PIT				
9/28		at GB				
10/9		MIN				
10/15		at BAL				
10/22		CAR				
10/29		at NO				
11/12		GB				
11/19		DET				
11/26		at PHI				
12/3		SF				
12/10		at CIN				
12/16		at DET				
12/24		CLE				
12/31		at MIN				
Totals			3-3	1-1	6	



CONNOR BARTH'S NFL STATISTICS

REGULAR SEASON

Year	Team	GP	FG-FGA	Pct	Lg	Blk	XP-XPA	Pct	Blk	Points
2008	Kansas City	10	10-12	83.3	45	0	24-24	100.0	0	54
2009	Tampa Bay	9	14-19	73.7	54	0	12-12	100.0	0	54
2010	Tampa Bay	16	23-28	82.1	53	0	36-36	100.0	0	105
2011	Tampa Bay	16	26-28	92.9	55	0	23-23	100.0	0	101
2012	Tampa Bay	15	28-33	84.8	57	0	39-39	100.0	0	123
2014	Denver	5	15-16	93.8	50	0	15-15	100.0	0	60
2015	Tampa Bay	12	23-28	82.1	53	0	25-26	96.2	0	94
2016	Chicago	16	18-23	78.3	54	1	31-32	96.9	0	85
2017	Chicago	2	1-1	100.0	54	0	3-3	100.0	0	6
NFL Totals		101	158-188	84.0	57	1	208-210	99.0	0	682

ADDITIONAL STATS: Special Teams Tackles -- 15; 2005 (2), 2006 (2), 2007 (1), 2008 (2), 2009 (3), 2010 (3); 2013 (1); 2015 (1). **Punting -- 3 for 86 yards;** 2005 (1 for 28 yards), 2007 (2 for 58 yards).

Year	Team	1-19	Pct	20-29	Pct	30-39	Pct	40-49	Pct	50+	Pct
2008	Kansas City	0-0	-	6-6	100.0	3-4	75.0	1-1	100.0	0-1	0.0
2009	Tampa Bay	0-0	-	2-2	100.0	4-6	66.7	5-7	71.4	3-4	75.0
2010	Tampa Bay	0-0	-	6-6	100.0	10-10	100.0	6-10	60.0	1-2	50.0
2011	Tampa Bay	0-0	-	5-5	100.0	6-6	100.0	13-14	92.9	2-3	66.7
2012	Tampa Bay	0-0	-	7-7	100.0	3-4	75.0	12-13	92.3	6-9	66.7
2014	Denver	2-2	100.0	4-4	100.0	5-5	100.0	3-4	75.0	1-1	100.0
2015	Tampa Bay	0-0	-	9-9	100.0	8-8	100.0	3-6	50.0	3-5	60.0
2016	Chicago	0-0	-	7-8	87.5	7-8	87.5	3-4	75.0	1-3	33.3
2017	Chicago	0-0	-	0-0	-	0-0	-	0-0	-	1-1	100.0
NFL Totals		2-2	100.0	46-47	97.9	46-51	90.2	46-59	78.0	18-29	62.1

POSTSEASON

Year	Team	GP	FG-FGA	Pct	Lg	Blk	XP-XPA	Pct	Blk	Points	
2014	Denver	1	2-2	100.0	45	0	1-1	100.0	0	7	
Postseason		1	2-2	100.0	45	0	1-1	100.0	0	7	
Year	Team	1-19	Pct	20-29	Pct	30-39	Pct	40-49	Pct	50+	Pct
2014	Denver	0-0	-	0-0	-	0-0	-	2-2	100.0	0-0	-
Postseason		0-0	-	0-0	-	0-0	-	2-2	100.0	0-0	-

SEASON / CAREER / PLAYOFF HIGHS

	2017	Career	Playoff
FG Attempts	1, vs. ATL (9/10)	5, four times	2, vs. IND (1/11/15)
Made FGs	1, vs. ATL (9/10)	5, two times	2, vs. IND (1/11/15)
Longest FG	54, vs. ATL (9/10)	57, vs. WAS (9/30/12)	45, vs. IND (1/11/15)
PAT Attempts	2, vs. ATL (9/10)	6, twice	1, vs. IND (1/11/15)
Made PATs	2, vs. ATL (9/10)	6, twice	1, vs. IND (1/11/15)
Points	5, vs. ATL (9/10)	17, at KC (11/30/14)	7, vs. IND (1/11/15)



15 JOSHUA BELLAMY

Ht: 6-0

Wt: 211

Age: 28

College: Louisville

Bears Season: 4

NFL Season: 4

Acquired: Waived free agent in 2014 (NO)

WIDE RECEIVER

PRO CAREER: Appeared in 46 games (6 starts) in five seasons with Kansas City (2012), Washington (2013) and Chicago (2014-17), hauling in 45 receptions for 584 yards (13.0 avg) and 3 touchdowns ... coming off a career-high 282 receiving yards in 2016 ... has 6 kickoff returns for 128 yards (21.3 avg), 15 STTs and 1 opponent fumble recovery on a muffed punt.

2017 SEASON: Appeared two games (one start), catching 7 passes for 78 yards (11.1 avg).

HONORS AND AWARDS: 2016: Brian Piccolo Award.

2017 CHICAGO BEARS

Date	W/L	Opp.	Rec	Yds	Avg	Long	TD
9/10	L	ATL	3	27	9.0	14	0
9/17*	L	at TB	4	51	12.8	17	0
9/24		PIT					
9/28		at GB					
10/9		MIN					
10/15		at BAL					
10/22		CAR					
10/29		at NO					
11/12		GB					
11/19		DET					
11/26		at PHI					
12/3		SF					
12/10		at CIN					
12/16		at DET					
12/24		CLE					
12/31		at MIN					
Totals	0-1		7	78	11.1	17	0

*Denotes Game Started

JOSH BELLAMY'S NFL STATISTICS

REGULAR SEASON

Year	Team	GP-GS	Rec	Yds	Avg	Lg	TD	Rush	Yds	Avg	Lg	TD	STT
2012	Kansas City	3-0	0	0	-	-	0	0	0	-	-	0	0
2013	Washington	5-0	0	0	-	-	0	0	0	-	-	0	0
2014	Chicago	4-0	0	0	-	-	0	0	0	-	-	0	0
2015	Chicago	16-3	19	224	11.8	48t	2	0	0	-	-	0	10
2016	Chicago	16-2	19	282	14.8	31	1	4	37	9.3	22	0	5
2017	Chicago	2-1	7	78	9.0	14	0	0	0	0.0	-	0	0
Bears totals		38-6	45	584	13.0	48t	3	4	37	9.3	22	0	15
NFL totals		46-6	45	584	13.0	48t	3	4	37	9.3	22	0	15

ADDITIONAL STATS: Kickoff Returns-- 6 for 113; 2012 KC (5 for 101); 2015 CHI (1 for 12).

SEASON / CAREER / PLAYOFF HIGHS

	2017	Career	Playoff
Receptions.....	4, at TB (9/17)	6, at KC (10/11/15)	None
Receiving Yards.....	51, at TB (9/17)	Same	None
Longest Reception.....	17, at TB (9/17)	48t, vs. ARI (9/20/15)	None
Receiving TDs.....	None	1, three times	None



85

DANIEL BROWN

Ht: 6-5

Wt: 243

Age: 24

College: James Madison

Bears Season: 2

NFL Season: 3

Acquired: Waived FA gent in 2016 (BAL)

TIGHT END

PRO CAREER: Owns 22 receptions for 188 yards (8.5 avg) and 1 touchdown in 16 games (4 starts) over two NFL seasons with the Baltimore Ravens (2015) and Chicago Bears (2016) ... coming off of career-highs in receptions (16) and yards (124).

2017 SEASON: Appeared in two games as a reserve.

PREVIOUS SEASONS: 2016: Appeared in 8 games with 3 starts after being claimed off waivers by the Ravens ... caught 16 passes for 124 yards (7.8 avg) and 1 touchdown with the Bears ... caught the game's opening touchdown against the Tennessee Titans (11/27). **2015:** Recorded 64 yards on 6 receptions (10.7 avg.) for the league's No. 8 passing attack (266.9 ypg) ... established career highs in receptions (5) and receiving yards (47), including a 31-yard career long, in his first-career start vs. Seattle (12/13) ... secured his first-career reception for 17 yards on a fourth-quarter scoring drive at Miami (12/6) ... caught a 52-yard TD reception on Baltimore's second possession that was nullified by a disputed offensive pass interference call ... made NFL debut at Cleveland (11/30).

2017 CHICAGO BEARS

Date	W/L	Opp.	Rec	Yds	Avg	Long	TD
9/10	L	ATL	0	0	0.0	-	0
9/17	L	at TB	0	0	0.0	-	0
9/24		PIT					
9/28		at GB					
10/9		MIN					
10/15		at BAL					
10/22		CAR					
10/29		at NO					
11/12		GB					
11/19		DET					
11/26		at PHI					
12/3		SF					
12/10		at CIN					
12/16		at DET					
12/24		CLE					
12/31		at MIN					
Totals	0-0		0	0	0.0	0	0

*Denotes Game Started

DANIEL BROWN'S NFL STATISTICS

REGULAR SEASON

Year	Team	GP-GS	Rec	Yds	Avg	Lg	TD
2015	Baltimore	6-1	6	64	10.7	31	0
2016	Chicago	8-3	16	124	7.8	12	1
2017	Chicago	2-0	0	0	0.0	0	0
NFL Totals		16-4	22	188	8.5	31	1

SEASON / CAREER / PLAYOFF HIGHS

	2017	Career	Playoff
Receptions	None	Same	None
Receiving Yards	None	47, at SEA (12/13/15)	None
Longest Reception	None	31, at SEA (12/13/15)	None
Receiving TDs	None	Same	None



90 JONATHAN BULLARD

Ht: 6-3 **Wt:** 290
Age: 24 **College:** Florida
Bears Season: 2 **NFL Season:** 2
Acquired: 2nd round of the 2014 draft (51st overall)

DEFENSIVE LINE

PRO CAREER: Appeared in 16 games (1 start) for the Bears over two seasons (2015-16) ... totaled 25 tackles, 1 sack and 3 TFLs ... made NFL debut against Houston (9/11/16) and made first career sack at Indianapolis (10/9/16).

2017 SEASON: Appeared in two games as a reserve.

2016 SEASON: Totaled 24 tackles, 1 sack, 3 TFLs ... one of three Bears rookies to record a sack.

2017 CHICAGO BEARS

Date	W/L	Opponent	Tkls-S	Sk-YL	INT-Yds	PD	FF	FR	TFL
9/10	L	ATL	0-0	0-0	0-0	0	0	0	0
9/17	L	at TB	1-1	0-0	0-0	0	0	0	0
9/24		PIT							
9/28		at GB							
10/9		MIN							
10/15		at BAL							
10/22		CAR							
10/29		at NO							
11/12		GB							
11/19		DET							
11/26		at PHI							
12/3		SF							
12/10		at CIN							
12/16		at DET							
12/24		CLE							
12/31		at MIN							
Totals	0-0		1-1	0-0	0-0	0	0	0	0

*Denotes Game Started


JONATHAN BULLARD'S CAREER STATISTICS

REGULAR SEASON

Year	Team	GP	GS	Tackles				Interceptions				Fumbles			Misc.				
				Tot	S	A	Sk	Yds	No	Yds	Lg	TD	PD	FF	FR	Yds	TFL	STT	
2016	Chicago	14	1	24	18	6	1.0	3	0	0	-	0	0	0	0	0	0	3.0	0
2017	Chicago	2	0	1	1	0	0.0	0	0	0	-	0	0	0	0	0	0	0.0	0
NFL totals		16	1	25	19	6	1.0	3	0	0	-	0	0	0	0	0	0	3.0	0

SEASON / CAREER / PLAYOFF HIGHS

	2017	Career	Playoff
Tackles	1, at TB (9/17)	3, three times	None
Solos	1, at TB (9/17)	3, three times	None
Tackles For Loss	None	1, three times	None
Sacks	None	1, at IND (10/9/16)	None



46 MICHAEL BURTON

Ht: 6-0 **Wt:** 247
Age: 25 **College:** Rutgers
Bears Season: 1 **NFL Season:** 3
Acquired: Waived free agent in 2017 (DET)

RUNNING BACK

PRO CAREER: Appeared in 33 games with 8 starts over three seasons with the Detroit Lions (2015-16) and Chicago Bears (2017), recording 5 carries for 9 yards (1.8 avg) and 6 receptions for 39 yards (6.5 avg) and one touchdown ... adds 4 career special teams tackles.

2017 SEASON: Appeared in two games (one start) carrying the ball one time for seven yards (7.0 avg).

PREVIOUS SEASONS: 2016: Appeared in 15 games (Games 1-15) for the Detroit Lions, recording 1 special team tackle. **2015:** Played in all 16 games as a rookie, including 7 starts ... carried the ball 4 times for 2 yards (0.5 avg) and caught 6 passes for 39 yards (6.5 avg) and 1 TD ... also added 3 special teams tackles.

2017 CHICAGO BEARS

Date	W/L	Opp.	Rush	Yards	Avg.	Lg	TD	Rec.	Yards	Avg.	Lg	TD
9/10	L	ATL	1	7	7.0	7	0	0	0	0.0	-	0
9/17*	L	at TB	0	0	0.0	-	0	0	0	0.0	-	0
9/24		PIT										
9/28		at GB										
10/9		MIN										
10/15		at BAL										
10/22		CAR										
10/29		at NO										
11/12		GB										
11/19		DET										
11/26		at PHI										
12/3		SF										
12/10		at CIN										
12/16		at DET										
12/24		CLE										
12/31		at MIN										
Totals	0-1		1	7	7.0	7	0	0	0	0.0	-	0

*Denotes Game Started

MICHAEL BURTON'S NFL STATISTICS

REGULAR SEASON

Year	Team	GP-GS	Rush	Yds	Avg	Lg	TD	Rec	Yds	Avg	Lg	TD	STT
2015	Detroit	16-7	4	2	0.5	2	0	6	39	6.5	12	1	3
2016	Detroit	15-0	0	0	0.0	-	0	0	0	0.0	-	0	1
2017	Chicago	2-1	1	7	7.0	7	0	0	0	0.0	-	0	0
NFL totals		33-8	5	9	1.8	7	0	6	39	6.5	12	1	4

SEASON / CAREER / PLAYOFF HIGHS

	2017	Career	Playoff
Rushes.....	1, vs. ATL (9/10)	1, three times	None
Rushing Yards.....	7, vs. ATL (9/10)	Same	None
Longest Run.....	7, vs. ATL (9/10)	Same	None
Receptions.....	None	2, at NO (12/21/15)	None
Receiving Yards.....	None	12, at STL (12/13/15)	None
Longest Reception.....	None	12, at STL (12/13/15)	None
Receiving TDs.....	None	1, at NO (12/21/15)	None



26 DEON BUSH

Ht: 6-0 **Wt:** 200
Age: 24 **College:** Miami (Fla.)
Bears Season: 2 **NFL Season:** 2
Acquired: 4th round of the 2016 draft (124th overall)

DEFENSIVE BACK

PRO CAREER: Begins second NFL season, appearing in 12 games with 6 starts for the Chicago Bears (2016-17) ... owns 22 tackles, 1 pass breakup and 1 STT.

2017 SEASON: Appeared in Game 1 as a reserve, inactive Game 2.

2016 SEASON: Played in 11 games (Games 3, 6-15), starting 6 (Games 10-15), recording 22 tackles and 1 pass breakup and 1 STT.

2017 CHICAGO BEARS

Date	W/L	Opponent	Tkls-S	Sk-YL	INT-Yds	PD	FF	FR	TFL
9/10	L	ATL	0-0	0-0	0-0	0	0	0	0
9/17	L	at TB			INACTIVE				
9/24		PIT							
9/28		at GB							
10/9		MIN							
10/15		at BAL							
10/22		CAR							
10/29		at NO							
11/12		GB							
11/19		DET							
11/26		at PHI							
12/3		SF							
12/10		at CIN							
12/16		at DET							
12/24		CLE							
12/31		at MIN							
Totals	0-0		0-0	0-0	0-0	0	0	0	0

DEON BUSH'S CAREER STATISTICS

REGULAR SEASON

Year	Team	GP	GS	Tackles				Yds	Interceptions				Fumbles			Misc.		
				Tot	S	A	Sk		No	Yds	Lg	TD	PD	FF	FR	Yds	TFL	STT
2016	Chicago	11	6	22	17	5	0.0	0.0	0	0	-	0	1	0	0	0	0.0	1
2017	Chicago	1	0	0	0	0	0.0	0.0	0	0	-	0	0	0	0	0	0.0	0
NFL totals		12	6	22	17	5	0.0	0.0	0	0	-	0	1	0	0	0	0.0	1

SEASON / CAREER / PLAYOFF HIGHS

	2017	Career	Playoff
Tackles	None	8, at NYG (11/20/16)	None
Solos	None	6, at NYG (11/20/16)	None
Tackles For Loss	None	None	None
Interceptions	None	None	None

**37****BRYCE
CALLAHAN****Ht:** 5-9**Wt:** 191**Age:** 26**College:** Rice**Bears Season:** 3**NFL Season:** 3**Acquired:** Undrafted free agent in 2015**DEFENSIVE BACK**

PRO CAREER: Begins third professional campaign, appearing in 22 contests with 14 starts, producing 61 tackles, 4 TFLs, 1 sack and 17 pass breakups for the Chicago Bears (2015-17) ... 7 pass breakups ranked 3rd on the Bears and 4 TFLs led the Bears secondary in 2015.

2017 SEASON: Appeared in two games (one start), recording two tackles and one pass defense.

PREVIOUS SEASONS: 2016: Played in 11 games (Games 1-2, 4-7, 10-13 & 15) starting 10, producing 36 tackles and 9 pass breakups. **2015:** Started 3-of-9 games, collecting 23 tackles, 4 TFLs, 1 sack and 7 pass breakups ... 7 pass breakups ranked 3rd on the Bears and 4 TFLs led the Bears secondary ... inactive Games 13-15 due to a quad injury.

2017 CHICAGO BEARS

Date	W/L	Opponent	Tkls-5	Sk-YL	INT-Yds	PD	FF	FR	TFL
9/10*	L	ATL	2-1	0-0	0-0	0	0	0	0
9/17	L	at TB	0-0	0-0	0-0	1	0	0	0
9/24		PIT							
9/28		at GB							
10/9		MIN							
10/15		at BAL							
10/22		CAR							
10/29		at NO							
11/12		GB							
11/19		DET							
11/26		at PHI							
12/3		SF							
12/10		at CIN							
12/16		at DET							
12/24		CLE							
12/31		at MIN							
Totals	0-1		2-1	0-0	0-0	1	0	0	0


*Denotes Game Started

BRYCE CALLAHAN'S CAREER STATISTICS**REGULAR SEASON**

Year	Team	GP	GS	Tackles					Interceptions				Fumbles			Misc.		
				Tot	S	A	Sk	Yds	No	Yds	Lg	TD	PD	FF	FR	Yds	TFL	STT
2015	Chicago	9	3	23	18	5	1.0	0.0	0	0	-	0	7	0	0	0	4.0	0
2016	Chicago	11	10	36	29	7	0.0	0.0	0	0	-	0	9	0	0	0	0.0	1
2017	Chicago	2	1	2	1	1	0.0	0.0	0	0	-	0	1	0	0	0	0.0	0
NFL totals		22	14	61	48	13	0.0	0.0	0	0	0	0	17	0	0	0	4.0	1

SEASON / CAREER / PLAYOFF HIGHS

	2017	Career	Playoff
Tackles	2, vs. ATL (9/10).....	7, vs. JAX (10/16/16).....	None
Solos	1, vs. ATL (9/10).....	6, vs. JAX (10/16/16).....	None
Tackles For Loss	None.....	1, four times.....	None
Interceptions	None.....	1, vs. DET (1/3/16).....	None



29 TARIK COHEN

Ht: 5-6
Age: 22

Wt: 179
College: North Carolina A&T

Acquired: 4th round of the 2017 draft (119th overall)

RUNNING BACK

COLLEGE CAREER: Appeared in 46 games with 41 starts in four seasons (2013-16) for North Carolina A&T, rushing for 5,619 yards on 868 carries and 56 touchdowns (all school records)... Added 98 receptions for 945 yards and 3 touchdowns... Career performances made him the conference's first three-time Offensive Player of the Year ... 2016 NCAA FCS and Walter Camp First Team All-America ... enjoyed a record-breaking campaign, setting single-season school records in rushing (1,588) and touchdowns (19) and earned All-America status from four different outlets ... also rushed for more than 200 yards in four different games ... leaves as the Mid-Eastern Athletic Conference's all-time leading rusher with 5,619 yards and its first three-time Offensive Player of the Year (2014, 2015, 2016) ... finished his career with five three-TD performances.

2017 SEASON: Appeared in two games (one start) rushing for 79 yards on 12 carries (6.6 avg)... Added 16 receptions for 102 yards (6.4 avg) and 1 touchdown... Added 5 punt returns for 55 yards (11.0 avg)... Set a franchise record for all-purpose yards in a rookie debut (158) vs. ATL (9/17).

2017 CHICAGO BEARS

Date	W/L	Opp.	Rush	Yards	Avg.	Lg	TD	Rec.	Yards	Avg.	Lg	TD
9/10	L	ATL	5	66	13.2	46	0	8	47	5.9	19t	1
9/17*	L	at TB	7	13	1.9	9	0	8	55	6.9	14	0
9/24		PIT										
9/28		at GB										
10/9		MIN										
10/15		at BAL										
10/22		CAR										
10/29		at NO										
11/12		GB										
11/19		DET										
11/26		at PHI										
12/3		SF										
12/10		at CIN										
12/16		at DET										
12/24		CLE										
12/31		at MIN										
Totals	0-1		12	79	6.4	46	0	16	102	6.4	19t	1

*Denotes Game Started



TARIK COHEN'S NFL STATISTICS

REGULAR SEASON

Year	Team	GP-GS	Rush	Yds	Avg	Lg	TD	Rec	Yds	Avg	Lg	TD	STT
2017	Chicago	2-1	12	79	6.4	46	0	16	102	6.4	19t	1	0

Year	Team	KR	Yds	Avg	LG	TD	PR	FC	Yds	Avg	Lg	TD
2017	Chicago	0	0	0	0	0	5	1	55	11.0	17	0

SEASON / CAREER / PLAYOFF HIGHS

	2017	Career	Playoff
Rushes.....	7, at TB (9/17).....	Same.....	None
Rushing Yards.....	66, vs. ATL (9/10).....	Same.....	None
Longest Run.....	46, vs. ATL (9/10).....	Same.....	None
Rushing TDs.....	None.....	None.....	None
Receptions.....	8, twice.....	Same.....	None
Receiving Yards.....	55, at TB (9/17).....	Same.....	None
Longest Reception.....	19t, vs. ATL (9/10).....	Same.....	None
Receiving TDs.....	1, vs. ATL (9/10).....	Same.....	None

TARIK COHEN'S COLLEGE STATISTICS

Year	Team	GP-GS	Rush	Yds	Avg	Lg	TD	Rec	Yds	Avg	Lg	TD
2013	NC A&T	11-6	195	1,148	5.9	49	8	11	152	13.8	81	1
2014	NC A&T	11-11	197	1,340	6.8	81	15	25	237	9.5	68	1
2015	NC A&T	12-12	264	1,543	5.8	83	15	25	217	8.7	52	0
2016	NC A&T	12-12	212	1,588	7.5	94	18	37	339	9.2	45	1
Totals		46-41	868	5,619	6.5	94	56	98	945	9.6	81	3

ADDITIONAL STATS: Punt Returns - 1 returns for 4 yards (4.0 avg). Kick Returns - 1 return for 26 yards (26.0 avg).



76 TOM COMPTON

Ht: 6-5

Wt: 308

Age: 28

College: South Dakota

Bears Season: 1

NFL Season: 5

Acquired: Unrestricted free agent in 2017 (ATL)

OFFENSIVE LINE

PRO CAREER: Appeared in 62 games (12 starts) in 4 seasons with the Washington Redskins (2013-15), Atlanta Falcons (2016) and Chicago Bears (2017) ... helped the Falcons to finish top 5 in the league in total yards (2nd), first downs (2nd), passing yards (3rd) and rushing yards (5th) on the way to Super Bowl LI.

2017 SEASON: Started two games at LG.

PREVIOUS SEASONS: 2016: Appeared in all 16 regular season games as well wsa 3 postseason games for the Atlanta Falcons ... helped the Falcons to finish top 5 in the league in total yards (2nd), first downs (2nd), passing yards (3rd) and rushing yards (5th) on the way to Super Bowl LI. **2015:** Appeared in 13 games with 1 start as an extra tackle for the Washington Redskins ... appeared in first career post season game. **2014:** Appeared in all 16 games with 9 starts at RT for the Washington Redskins. **2013:** Appeared in 15 games for the Washington Redskins. **2012:** Spent season on Washington Redskins practice squad.

TOM COMPTON'S NFL STATISTICS

REGULAR SEASON

GAMES PLAYED-STARTED - 62-12: 2013 WAS (15-0); 2014 WAS (16-9); 2015 WAS (13-1); 2016 ATL (16-0); 2017 CHI (2-2).

POSTSEASON

GAMES PLAYED-STARTED - 4-0: 2015 WAS (1-0); 2016 ATL (3-0).



31 MARCUS COOPER, SR.

Ht: 6-2

Wt: 192

Age: 27

College: Rutgers

Bears Season: 1

NFL Season: 5

Acquired: Unrestricted free agent in 2017 (ARI)

DEFENSIVE BACK

PRO CAREER: Owns 140 tackles, 7 interceptions, 33 pass breakups, 1 forced fumble and 1 fumble recovery in 56 career games with the Chiefs (2013-15), Cardinals (2016) and Bears (2017) ... owns 17 tackles and 1 TFL in the postseason.

2017 SEASON: Started two games, recording 10 tackles and 1 pass defense.

2017 CHICAGO BEARS

Date	W/L	Opponent	Tkls-S	Sk-YL	INT-Yds	PD	FF	FR	TFL
9/10*	L	ATL	4-4	0-0	0-0	1	0	0	0
9/17*	L	at TB	6-6	0-0	0-0	0	0	0	0
9/24		PIT							
9/28		at GB							
10/9		MIN							
10/15		at BAL							
10/22		CAR							
10/29		at NO							
11/12		GB							
11/19		DET							
11/26		at PHI							
12/3		SF							
12/10		at CIN							
12/16		at DET							
12/24		CLE							
12/31		at MIN							
Totals	0-2		10-10	0-0	0-0	1	0	0	0

*Denotes Game Started

MARCUS COOPER'S NFL STATISTICS

REGULAR SEASON

Year	Team	GP	GS	Tackles				Interceptions				Fumbles			Misc.			
				Tot	S	A	Sk	Yds	No	Yds	Lg	TD	PD	FF	FR	Yds	TFL	STT
2013	Kansas City	16	6	41	38	3	0.0	0.0	3	32	20	0	18	1	1	0	0.0	3
2014	Kansas City	13	4	18	18	0	0.0	0.0	0	0	0	0	3	0	0	0	0.0	3
2015	Kansas City	10	1	2	2	0	0.0	0.0	0	0	0	0	0	0	0	33	0.0	0
2016	Arizona	15	13	69	62	7	0.0	0.0	4	95	60t	1	11	0	0	0	0.0	0
2017	Chicago	2	2	10	10	0	0.0	0.0	0	0	-	0	1	0	0	0	0.0	0
NFL totals		56	26	140	130	10	0.0	0.0	7	127	60t	1	33	1	1	33	0.0	6

POSTSEASON

Year	Team	GP	GS	Tackles				Interceptions				Fumbles			Misc.			
				Tot	S	A	Sk	Yds	No	Yds	Lg	TD	PD	FF	FR	Yds	TFL	STT
2013	Kansas City	1	0	2	1	1	0.0	0.0	0	0	-	0	1	0	0	0	0	0
Postseason		1	0	2	1	1	0.0	0.0	0	0	-	0	1	0	0	0	0	0

SEASON / CAREER / PLAYOFF HIGHS

	2017	Career	Playoff
Tackles	6, at TB (9/17)	9, at ATL (11/27/16)	2, at IND (1/4/14)
Solos	6, at TB (9/17)	9, at ATL (11/27/16)	1, at IND (1/4/14)
Pass Defenses	1, vs. ATL (9/10)	4, vs. OAK (10/13/13)	1, at IND (1/4/14)
Interceptions	None	2, vs. TB (9/18/16)	None



30 BENNY CUNNINGHAM, JR.

Ht: 5-10

Wt: 217

Age: 27

College: Middle Tennessee State

Bears Season: 1

NFL Season: 5

Acquired: Unrestricted free agent in 2017 (LAR)

RUNNING BACK

PRO CAREER: Appeared in 58 games with 3 starts over 5 seasons with the Rams (2013-2016) and Bears (2017), carrying the ball 171 times for 748 yards (4.4 avg) and 4 touchdowns and grabbing 93 receptions for 752 yards (8.1 avg) and 1 touchdown ... adds 96 kick returns for 2,598 yards (27.1 avg) ... also adds 11 special teams tackles ... led the Rams in all kick returning categories and finished 8th in the NFL in returns, 7th in kick return yards and 3rd in kick return average ... rushed for a career-high 109 yards against the Bears in 2013.

2017 SEASON: Appeared in one game (Inactive Game 2) as a reserve, returning one kickoff for 23 yards and 1 STT.

2017 CHICAGO BEARS

Date	W/L	Opp.	Rush	Yards	Avg.	Lg	TD	Rec.	Yards	Avg.	Lg	TD
9/10	L	ATL	0	0	0.0	-	0	0	0	0.0	-	0
9/17	L	at TB										
9/24		PIT										
9/28		at GB										
10/9		MIN										
10/15		at BAL										
10/22		CAR										
10/29		at NO										
11/12		GB										
11/19		DET										
11/26		at PHI										
12/3		SF										
12/10		at CIN										
12/16		at DET										
12/24		CLE										
12/31		at MIN										
Totals	0-0		0	0	0.0	-	0	0	0	0.0	-	0

*Denotes Game Started



BENNY CUNNINGHAM'S NFL STATISTICS

REGULAR SEASON

Year	Team	GP-GS	Rush	Yds	Avg	Lg	TD	Rec	Yds	Avg	Lg	TD	STT
2013	St. Louis	14-0	47	261	5.6	56	1	6	59	9.8	18	0	2
2014	St. Louis	16-2	66	246	3.7	20	3	45	352	7.8	19	1	2
2015	St. Louis	16-1	37	140	3.8	40	0	26	250	9.6	42	0	3
2016	LA Rams	11-0	21	101	4.8	24	0	16	91	5.7	12	0	3
2017	Chicago	1-0	0	0	0.0	-	0	0	0	0.0	-	0	1
NFL totals		57-3	171	748	4.4	56	4	93	752	8.1	42	1	11


Year	Team	KR	Yds	Avg	LG	TD	PR	FC	Yds	Avg	Lg	TD
2013	St. Louis	13	299	23.0	32	0	0	0	0	-	-	0
2014	St. Louis	35	963	27.5	75	0	0	0	0	-	-	0
2015	St. Louis	25	714	28.6	102	0	0	0	0	-	-	0
2016	LA Rams	22	599	27.2	61	0	0	0	0	-	-	0
2017	Chicago	1	23	23.0	23	0	0	0	0	-	-	0
NFL totals		96	2,598	27.1	102	0	0	0	0	-	-	0

SEASON / CAREER / PLAYOFF HIGHS

	2017	Career	Playoff
Rushes.....	None	16, vs. SEA (9/13/15)	None
Rushing Yards.....	None	109, vs. CHI (11/24/13)	None
Longest Run.....	None	56, at IND (11/10/13)	None
Rushing TDs.....	None	1, 4 times	None
Receptions.....	None	7, at SEA (12/28/14)	None
Receiving Yards.....	None	77, vs. SEA (9/13/15)	None
Longest Reception.....	None	42, vs. SEA (9/13/15)	None
Receiving TDs.....	None	1, vs. SEA (10/19/14)	None



21

**QUINTIN
DEMP**
**Ht:** 5-11**Wt:** 210**Age:** 32**College:** UTEP**Bears Season:** 1**NFL Season:** 10**Acquired:** Unrestricted free agent in 2017 (HOU)

DEFENSIVE BACK

PRO CAREER: Owns 273 tackles, 18 interceptions, 44 pass breakups, 1.5 sacks, 6 TFLs, 4 forced fumbles and 3 fumble recoveries in 109 career contests with 43 starts with the Philadelphia Eagles (2008-09), Houston Texans (2010-12, and '15-16), Kansas City Chiefs (2013), New York Giants (2014) and Chicago Bears (2017) ... appeared in 10 postseason contests (4 starts) ... owns 17 tackles and 1 TFL in the postseason ... 15 INTs since 2013 are 3rd most in NFL among safeties.

2017 SEASON: Started two games, recording 10 tackles.

PREVIOUS SEASONS: 2016: Started 13 games, recording 55 tackles, 6 interceptions, 9 pass breakups, 1 forced fumble and 1 TFL for the Houston Texans ... 6 INTs led all safeties last season, second most overall and the second most in Houston's single-season history ... set Texans record with INT in four consecutive games (Weeks 14-17) ... set career-highs in interceptions and pass breakups. **2015:** Appeared in 14 games with 13 starts for the Texans, recording 61 tackles, 0.5 sacks, 1 interception, 6 pass breakups, 1 forced fumble and 1 TFL. **2014:** Appeared in 16 games with 9 starts for the New York Giants, recording 54 tackles, 4 interceptions, 7 pass breakups, 1 forced fumble and 1 TFL ... added 3 STT. **2013:** Played in all 16 games with 6 starts for the Kansas City Chiefs, recording 32 tackles, 4 interceptions and 9 pass breakups ... added 3 STT. **2012:** Played in 12 games for the Texans, recording 27 tackles, 5 pass breakups, 2 TFLs and 1 fumble recovery ... added 9 STT. **2011:** Played in 9 games for the Houston Texans, tallying 22 tackles, 2 interceptions, and 4 pass breakups. **2010:** Appeared in 2 games for the Texans. **2009:** Played in 9 games for the Philadelphia Eagles, recording 7 tackles, 1 interception and 3 pass breakups... Added 7 STTs. **2008:** Played in all 16 games for the Philadelphia Eagles as a rookie, tallying 5 tackles, 1 sack, 1 pass breakup, 1 forced fumble and 1 fumble recovery ... added 13 STTs.

2017 CHICAGO BEARS

Date	W/L	Opponent	Tkls-S	Sk-YL	INT-Yds	PD	FF	FR	TFL
9/10*	L	ATL	3-3	0-0	0-0	0	0	0	0
9/17*	L	at TB	7-6	0-0	0-0	0	0	0	0
9/24		PIT							
9/28		at GB							
10/9		MIN							
10/15		at BAL							
10/22		CAR							
10/29		at NO							
11/12		GB							
11/19		DET							
11/26		at PHI							
12/3		SF							
12/10		at CIN							
12/16		at DET							
12/24		CLE							
12/31		at MIN							
Totals	0-2		10-9	0-0	0-0	0	0	0	0

*Denotes Game Started



QUINTIN DEMPS' NFL STATISTICS

REGULAR SEASON

Year	Team	GP	GS	Tackles					Interceptions					Fumbles			Misc.	
				Tot	S	A	Sk	Yds	No	Yds	Lg	TD	PD	FF	FR	Yds	TFL	STT
2008	Philadelphia	16	0	5	5	0	1.0	9.0	0	0	-	0	1	1	0	0	1.0	13
2009	Philadelphia	9	0	7	7	0	0.0	0.0	1	12	12	0	3	0	0	0	0.0	7
2010	Houston	2	0	0	0	0	0.0	0.0	0	0	-	0	0	0	0	0	0.0	1
2011	Houston	9	0	22	18	4	0.0	0.0	2	47	42	0	4	0	0	0	0.0	1
2012	Houston	12	0	27	21	6	0.0	0.0	0	0	-	0	5	0	1	0	2.0	9
2013	Kansas City	16	6	32	22	10	0.0	0.0	4	61	35	0	9	0	0	0	0.0	3
2014	NY Giants	16	9	54	38	16	0.0	0.0	4	19	10	0	7	1	0	0	1.0	3
2015	Houston	14	13	61	35	26	0.5	6.5	1	0	-	0	6	1	2	33	1.0	0
2016	Houston	13	13	56	38	17	0.0	0.0	6	54	19	0	9	1	0	0	1.0	0
2017	Chicago	2	2	10	9	1	0.0	0.0	0	0	-	0	0	0	0	0	0.0	0
NFL totals		109	43	273	193	80	1.5	15.5	18	193	42	0	44	4	3	33	6.0	37


ADDITIONAL STATS: Kick returns- 110 for 2,931 yards

POSTSEASON

Year	Team	GP	GS	Tackles					Interceptions					Fumbles			Misc.		
				Tot	S	A	Sk	Yds	No	Yds	Lg	TD	PD	FF	FR	Yds	TFL	STT	
2008	Philadelphia	3	1	7	4	3	0.0	0.0	0	0	-	0	0	0	0	0	0	0	2
2011	Houston	2	1	3	3	0	0.0	0.0	0	0	-	0	0	0	0	0	0	1	0
2012	Houston	2	0	0	0	0	0.0	0.0	0	0	-	0	0	0	0	0	0	2	
2013	Kansas City	1	0	0	0	0	0.0	0.0	0	0	-	0	0	0	0	0	0	1	
2015	Houston	1	1	5	3	2	0.0	0.0	0	0	-	0	0	0	0	-	0	0	
2016	Houston	1	1	2	2	0	0.0	0.0	0	0	-	0	0	0	0	-	0	0	
Postseason		10	4	17	12	5	0.0	0.0	0	0	-	0	0	0	0	0	0	1	5

SEASON / CAREER / PLAYOFF HIGHS

	2017	Career	Playoff
Tackles	7, at TB (9/17)	10, at PHI (10/12/14)	5, twice
Solos	6, at TB (9/17)	9, at PHI (10/12/14)	3, twice
Pass Defenses	None	2, six times	None
Interceptions	None	1, 18 times	None



49 ANDREW DEPAOLA

Ht: 6-2

Age: 30

Bears Season: 1

Acquired: Waiver claim in 2017 (TB)

Wt: 230

College: Rutgers

NFL Season: 4

LONG SNAPPER

PRO CAREER: Enters his 4th NFL season... Appeared in 50 games with the Tampa Bay Buccaneers (2014-16) and the Chicago Bears (2017).

2017 SEASON: Appeared in two games on special teams.

PREVIOUS SEASONS: 2012-13 - Spent the 2012 and 2013 training camps with the Buccaneers.

2014 - Made NFL debut in season opener vs. Carolina (9/7). Played in all 16 games on the season and registered four special teams tackles: one vs. Carolina (9/7), one at New Orleans (10/5), one vs. Minnesota (10/26), and one at Carolina (12/14).

ANDREW DEPAOLA'S NFL STATISTICS

REGULAR SEASON

GAMES PLAYED-STARTED - 50-0: 2014 TB (16-0); 2015 TB (16-0); 2016 TB (16-0); 2017 CHI (2-0).



94 LEONARD FLOYD

Ht: 6-4 **Wt:** 240
Age: 25 **College:** Georgia
Bears Season: 2 **NFL Season:** 2
Acquired: 1st round of the 2016 draft (9th overall)

LINEBACKER

PRO CAREER: Begins second professional season for the Bears (2016-17) ... Totals 57 tackles, 7 sacks, 5 pass breakups, 1 forced fumble, 2 fumble recoveries and 4 TFLs ... Ranked third in NFL in sacks among rookies in 2016 ... 7 sacks in 2016 ranked third in all-time among Bears rookies (Mark Anderson, Brian Urlacher).

2017 SEASON: Started two games, recording 6 tackles, 1 TFL, 1 pass defense and 1 fumble recovery.

HONORS AND AWARDS: 2016 All-Rookie Team (PFWA, Gil Brandt, Fox Sports).

2016 SEASON: Started in 12 games (Games 1-4, 7-10 & 12-16) producing 51 tackles, 7 sacks, 4 pass breakups, 1 forced fumble, 1 recovered fumble and 3 TFLs as a rookie ... recorded a sack-fumble on Aaron Rodgers and then recovered the ball in the endzone for a touchdown at Green Bay ... scored one of only two defensive touchdowns for the Bears in the season ... recorded a season-high 8 tackles in his NFL debut at Houston (9/11) ... recorded the team's only safety of the year on a sack of Blaine Gabbert vs. SF (12/4) ... ranked 3rd in NFL in sacks among rookies ... posted 3 multi-sack games as a rookie which is most by a Beas rookie since 2006.

2017 CHICAGO BEARS

Date	W/L	Opponent	Tkls-S	Sk-YL	INT-Yds	PD	FF	FR	TFL
9/10*	L	ATL	4-3	0-0	0-0	1	0	0	1
9/17*	L	at TB	2-0	0-0	0-0	0	0	1	0
9/24		PIT							
9/28		at GB							
10/9		MIN							
10/15		at BAL							
10/22		CAR							
10/29		at NO							
11/12		GB							
11/19		DET							
11/26		at PHI							
12/3		SF							
12/10		at CIN							
12/16		at DET							
12/24		CLE							
12/31		at MIN							
Totals	0-2		6-3	0-0	0-0	1	0	1	1

*Denotes Game Started


LEONARD FLOYD'S NFL STATISTICS

REGULAR SEASON

Year	Team	GP	GS	Tackles					Interceptions				Fumbles			Misc.		
				Tot	S	A	Sk	Yds	No	Yds	Lg	TD	PD	FF	FR	Yds	TFL	STT
2016	Chicago	12	12	51	33	18	7.0	49.5	0	0	-	0	4	1	1	0	3.0	0
2017	Chicago	2	2	6	3	3	0.0	0.0	0	0	-	0	1	0	1	0	1.0	0
NFL totals		14	14	57	36	21	7.0	49.5	0	0	-	0	5	1	2	0	4.0	0

SEASON / CAREER / PLAYOFF HIGHS

	2017	Career	Playoff
Tackles	4, vs. ATL (9/10)	8, at HOU (9/11)	None
Solos	4, vs. ATL (9/10)	5, twice	None
Tackles For Loss	1, vs. ATL (9/10)	1, four times	None
Sacks	None	2, twice	None

**50** **JERRELL FREEMAN****Ht:** 6-0**Wt:** 236**Age:** 31**College:** Mary Hardin-Baylor**Bears Season:** 2**NFL Season:** 6**Acquired:** Unrestricted free agent in 2016 (IND)**LINEBACKER**

PRO CAREER: Enters his sixth professional season, starting all 70 career games he's appeared in with the Indianapolis Colts (2012-15) and Chicago Bears (2016-17) ... owns 615 career tackles, 12 sacks, 29 TFLs, 4 interceptions (2 returned for touchdowns), 22 pass breakups, 8 forced fumbles and 3 fumble recoveries ... notched 100 tackles in 4-of-5 professional seasons (2012-13 & '15-16) ... became the first undrafted NFL player to return an interception for a touchdown in his NFL debut since 1987 ... had 6 forced fumbles in 2013, tied for third most in the NFL and set a Colts franchise record ... 145 tackles in 2012 ranked fourth in the NFL and second among rookies ... started 5-of-6 career postseason games, recording 54 tackles, 1.5 sacks and 1 pass breakup, TFL, forced fumble and fumble recovery ... started his professional career in the CFL, recording 144 tackles, 13 sacks, 3 interceptions, 4 fumble recoveries and 1 defensive touchdown over three seasons with the Saskatchewan Roughriders (2009-11) ... three-time CFL Defensive Player of the Week and 2011 CFL All-Star ... participated in two CFL Grey Cup games with the Roughriders.

2017 SEASON: Placed on IR after sustaining an injury in Week One vs. Atlanta ... started Game 1, recording 10 tackles and 1 TFL.

HONORS AND AWARDS: **2013:** AFC Defensive Player of the Week at KC (12/22); USA Today All-Joe Team.

PREVIOUS SEASONS: **2016:** Started all 12 games he appeared in tallying 127 tackles, 5 pass breakups and 7 TFLs ... led the team in tackles and recorded the game-high in tackles on 10 different occasions ... ranked 4th on the team in pass breakups (1st among linebackers) ... set a career-high with 17 tackles in the season opener at HOU (9/11) ... recorded his 4th 100+ tackle season of his NFL career. **2015:** Put together his third 100+ tackle season since 2012, collecting 112 tackles over 13 games (13 starts) in his final season as a Colt ... also recorded 3 sacks, 1 interception (returned for a touchdown), 2 pass breakups, 4 TFLs and 1 fumble recovery ... 112 tackles ranked 2nd on the team while his 3 sacks ranked tied for 3rd. **2014:** Collected 95 tackles, 1.5 sacks, 6 pass breakups, 4 TFLs and 1 forced fumble while starting 12-of-12 games for Indianapolis ... 95 tackles ranked 2nd on the team ... also started all 3 of the Colts postseason contests, recording a team-high 32 tackles, 1.5 sacks and 1 forced fumble and fumble recovery. **2013:** In his second professional season with the Colts, tallied a team-high 126 tackles while starting all 16 games ... notched career-highs in sacks (5.5), interceptions (2), forced fumbles (6) and fumble recoveries (2) ... also recorded 6 pass breakups and TFLs ... started 1-of-2 postseason contests, posting 18 tackles, 1 pass breakup and 1 TFL. **2012:** Started 16-of-16 contests, notching a team and career-high 145 tackles as an undrafted rookie with the Colts ...also collected a career-high 7 TFLs, 2 sacks, 1 interception, 3 pass breakups and 1 forced fumble ... started the Colts lone playoff game, producing 4 tackles. **2011 (CFL):** In his final season with Saskatchewan, totaled 105 tackles, 6 sacks, 1 interception and 1 fumble recovery in 17 games ... added 3 STTs. **2010 (CFL):** In 17 games, recorded 24 tackles, 7 sacks, 3 interceptions and 1 fumble recovery in his second season with the Roughriders ... added 13 STTs. **2009 (CFL):** In his first season in Saskatchewan, appeared in all 17 games, collecting 15 tackles, 2 fumble recoveries and 25 STTs.



2017 CHICAGO BEARS

Date	W/L	Opponent	Tkls-S	Sk-YL	INT-Yds	PD	FF	FR	TFL
9/10*	L	ATL	10-7	0-0	0-0	0	0	0	1
9/17	L	at TB			INJURED RESERVE				
9/24		PIT							
9/28		at GB							
10/9		MIN							
10/15		at BAL							
10/22		CAR							
10/29		at NO							
11/12		GB							
11/19		DET							
11/26		at PHI							
12/3		SF							
12/10		at CIN							
12/16		at DET							
12/24		CLE							
12/31		at MIN							
Totals	0-1		10-7	0-0	0-0	0	0	0	1

*Denotes Game Started

JERRELL FREEMAN'S NFL STATISTICS

REGULAR SEASON

Year	Team	GP	GS	Tackles					Interceptions					Fumbles			Misc.	
				Tot	S	A	Sk	Yds	No	Yds	Lg	TD	PD	FF	FR	Yds	TFL	STT
2012	Indianapolis	16	16	145	90	55	2.0	17.0	1	4	4t	1	3	1	0	0	7.0	0
2013	Indianapolis	16	16	126	83	43	5.5	22.5	2	13	13	0	6	6	2	24	6.0	0
2014	Indianapolis	12	12	95	58	37	1.5	8.5	0	0	-	0	6	1	0	0	4.0	0
2015	Indianapolis	13	13	112	66	46	3.0	33.0	1	23	23t	1	2	0	1	0	4.0	0
2016	Chicago	12	12	127	96	31	0.0	0.0	0	0	0	0	5	0	0	0	7.0	0
2017	Chicago	1	1	10	7	3	0.0	0.0	0	0	-	0	0	0	0	0	1.0	0
Bears totals		13	13	137	103	34	0.0	0.0	0	0	-	0	5	0	0	0	8.0	0
NFL totals		70	70	615	400	215	12.0	81.0	4	40	23t	2	22	8	3	24	29.0	0

POSTSEASON

Year	Team	GP	GS	Tackles					Interceptions					Fumbles			Misc.		
				Tot	S	A	Sk	Yds	No	Yds	Lg	TD	PD	FF	FR	Yds	TFL	STT	
2012	Indianapolis	1	1	4	3	1	0.0	0.0	0	0	-	0	0	0	0	0	0	0	0
2013	Indianapolis	2	1	18	10	8	0.0	0.0	0	0	-	0	1	0	0	0	1	0	
2014	Indianapolis	3	3	32	16	16	1.5	5.5	0	0	-	0	0	1	1	0	0	0	
NFL totals		6	5	54	29	25	1.5	5.5	0	0	-	0	1	1	1	0	1	0	

SEASON / CAREER / PLAYOFF HIGHS

	2016	Career	Playoff
Tackles	10, vs. ATL (9/10)	17, at HOU (9/11/16)	15, vs. CIN (1/4/15)
Solos	7, vs. ATL (9/10)	11, twice	7, vs. CIN (1/4/15)
Tackles For Loss	1, vs. ATL (9/10)	3, twice	1, vs. KC (1/4/14)
Sacks	None	2, twice	1.5 vs. CIN (1/4/15)



23 KYLE FULLER

Ht: 5-11**Wt:** 190**Age:** 25**College:** Virginia Tech**Bears Season:** 4**NFL Season:** 4**Acquired:** 1st round of the 2014 draft (14th overall)

DEFENSIVE BACK

PRO CAREER: Started 32-of-34 games for the Bears (2014-17), producing 139 tackles, 3 TFLs, 6 interceptions, 25 pass breakups and 3 forced fumbles ... led the Bears in interceptions in 2015 (2) after tying for the team lead in 2014 (4) ... in his first two NFL seasons, has 6 interceptions and 3 forced fumbles, one-of-four players in the NFL to do so since start of the 2014 season along with Mike Adams (Colts), Josh Norman (Carolina) and Earl Thomas (Seattle) ... in 2014 ranked 1st in interceptions and tied for 1st in forced fumbles among rookies ... was the 6th Bears player all-time to lead NFL rookies in interceptions and first since Charles Tillman tied for 1st in 2003 ... became first Bears rookie since Chris Harris in 2005 to record 2 interceptions in a game, with both coming in the 4th quarter at San Francisco, leading to two Chicago touchdowns, including the game winning score.

2017 SEASON: Started two games, recording 10 tackles and 1 pass defense.

HONORS & AWARDS: 2014: NFL All-Rookie Team (PFWA, Gil Brandt), NFL Defensive Rookie of the Month (September), NFC Defensive Player of the Week (Week 2 at SF), NFL Rookie of the Week (Week 3 at NY), Brian Piccolo Award.

2017 CHICAGO BEARS

Date	W/L	Opponent	Tkls-S	Sk-YL	INT-Yds	PD	FF	FR	TFL
9/10*	L	ATL	6-5	0-0	0-0	1	0	0	0
9/17*	L	at TB	4-4	0-0	0-0	0	0	0	0
9/24		PIT							
9/28		at GB							
10/9		MIN							
10/15		at BAL							
10/22		CAR							
10/29		at NO							
11/12		GB							
11/19		DET							
11/26		at PHI							
12/3		SF							
12/10		at CIN							
12/16		at DET							
12/24		CLE							
12/31		at MIN							
Totals	0-2		10-9	0-0	0-0	1	0	0	0

*Denotes Game Started

KYLE FULLER'S NFL STATISTICS

REGULAR SEASON

Year	Team	GP		Tackles						Interceptions				Fumbles			Misc.	
		GP	GS	Tot	S	A	Sk	Yds	No	Yds	Lg	TD	PD	FF	FR	Yds	TFL	STT
2014	Chicago	16	14	73	54	19	0.0	0.0	4	81	31	0	9	3	0	0	3.0	2
2015	Chicago	16	16	56	45	11	0.0	0.0	2	24	15	0	15	0	0	0	0.0	1
2016	Chicago	0	0	0	0	0	0.0	0.0	0	0	0	0	0	0	0	0	0	0
2017	Chicago	2	2	10	4	1	0.0	0.0	0	0	-	0	1	0	0	0	0	0
NFL totals		34	32	139	108	31	0.0	0.0	6	105	31	0	25	3	0	0	3.0	3

SEASON / CAREER / PLAYOFF HIGHS

	2017	Career	Playoff
Tackles	6, vs. ATL (9/10)	8, at DET (11/27/14)	None
Solos	5, vs. ATL (9/10)	7, three times	None
Tackles For Loss	None	1, three times	None
Interceptions	None	2, at SF (9/14/14)	None



19 TANNER GENTRY

Ht: 6-2
Age: 23

Wt: 210
College: Wyoming

Acquired: Undrafted free agent in 2017

WIDE RECEIVER

COLLEGE: Caught 180 passes for 2,815 yards (15.6 avg) and 20 touchdowns in 42 games at Wyoming... Added 13 carries for 81 yards (6.2 avg)... Leaves Wyoming ranked tied for 4th in receiving yards, 5th in receiving touchdowns, and 8th in receptions. **SENIOR:** Recorded 72 receptions for 1,326 yards (18.4 avg) and 14 touchdowns... Added 6 carries for 30 yards... 72 receptions ranked 1st on the team and 6th in school for history a single season... Posted the 6th most receiving yards in a single season and his 14 TDs ranks tied for 2nd. **JUNIOR:** Caught 37 passes for 678 yards (18.3 avg) and 4 TDs in 7 games before suffering a season-ending injury... He was leading the Mountain West in receiving yards at the time of the injury and was named to the 2015 Biletnikoff Award Watch... Added five carries for 48 yards... In his seven games, he recorded 100 or more receiving yards three times.

2017 SEASON: Promoted to active roster from practice squad after Week 1... Appeared in one game as a reserve, catching 2 passes for 27 yards (13.5 avg).

2017 CHICAGO BEARS

Date	W/L	Opp.	Rec	Yds	Avg	Long	TD
9/10	L	ATL					
PRACTICE SQUAD							
9/17	L	vs. TB	2	27	13.5	15	0
9/24		PIT					
9/28		at GB					
10/9		MIN					
10/15		at BAL					
10/22		CAR					
10/29		at NO					
11/12		GB					
11/19		DET					
11/26		at PHI					
12/3		SF					
12/10		at CIN					
12/16		at DET					
12/24		CLE					
12/31		at MIN					
Totals	0-0		2	27	13.5	15	0

*Denotes Game Started


TANNER GENTRY'S NFL STATISTICS

REGULAR SEASON


Year	Team	GP-GS	Rec	Yds	Avg	Lg	TD	Rush	Yds	Avg	Lg	TD	STT
2017	Chicago	1-0	2	27	13.5	15	0	0	0	0.0	-	0	0

SEASON / CAREER / PLAYOFF HIGHS

	2017	Career	Playoff
Receptions.....	2, at TB (9/17)	Same	None
Receiving Yards.....	27, at TB (9/17)	None	None
Longest Reception.....	15, at TB (9/17)	None	None
Receiving TDs.....	None	None	None



8 MIKE GLENNON

**Ht:** 6-6**Wt:** 225**Age:** 27**College:** North Carolina State**Bears Season:** 1**NFL Season:** 5**Acquired:** Unrestricted FA in 2017 (TB)

QUARTERBACK

PRO CAREER: Completed 431-of-715 passes (60.3 percent) for 4,614 yards in 23 games with 20 starts in 5 seasons with the Tampa Bay Buccaneers (2013-16) and Chicago Bears (2017) ... owns 32 passing touchdowns, 17 interceptions and 86 rushing yards on 37 attempts ... set a career-high in passing touchdowns in 2013 with 19 ... started his first regular season game vs. ARI (9/29/13) ... has 4 games with a 100-plus passer rating, with 3 of those coming in 2013 (138.4 at DET 11/24; 137.5 vs. ATL 11/17; 123.1 at SEA 11/3).

2017 SEASON: Started two games, completing 57-of-85 passes (67.1 percent) for 514 yards, 2 touchdowns and 2 interceptions for a QB rating of 81.2.

HONORS & AWARDS: 2013: PFWA All-Rookie Team ... his selection marked the first time since 2007 that the PFWA's All-Rookie quarterback was not a player taken in the first round.

PREVIOUS SEASONS: 2016: Completed 10-of-11 attempts for 75 yards and 1 touchdown in two games for Tampa Bay. **2015:** Did not appear in a game. **2014:** Completed 117-of-203 pass attempts for 1,417 yards with 10 touchdowns, 6 interceptions and a 83.3 passer rating in 6 games (5 starts) with Tampa Bay ... added 49 yards rushing on 10 attempts. **2013:** Threw for 2,608 yards and 19 touchdowns while completing 247-of-416 pass attempts (59.4 percent) as a rookie in Tampa Bay ... added 9 interceptions and 27 rush attempts for 37 yards ... set franchise rookie record for passing yards and touchdowns ... set career-highs in passing yards, pass attempts, completions, touchdown passes and rush attempts ... posted three QBR's of 123.0 or higher ... posted a career-high 138.4 QBR in a 24-21 win at Detroit, throwing for 247 yards on 14 of 21 attempts with two touchdowns and zero interceptions ... the week prior, he posted a QBR of 137.5 on 20 of 23 passing for 231 yards and two touchdowns in a 41-28 win over Atlanta ... also posted a QBR of 123.1 in an overtime loss at Seattle.

COLLEGE: In four seasons at N.C. State (2008-12), Glennon played in 36 games with 26 starts ... finished his career with 7,411 passing yards and 63 touchdowns while completing 646-of-1,069 passes ... finished his senior season with the second-most passes attempted (564) in ACC history, third-most completions (330), fourth-most passing yards (4,031) and tied for the fifth-most passing touchdowns (31) ... joins former Wolfpack quarterback Philip Rivers as the only passers in school history to throw for 4,000+ yards in a single season ... one of only three quarterbacks in N.C. State history to complete 300+ passes in a single season (Rivers, Russell Wilson).

MIKE GLENNON'S GAME-BY-GAME STATISTICS

2017 CHICAGO BEARS

Date	W/L	Opp.	Att	Cmp	Yds	Pct.	TD	INT	Lg	Sk/Lst	Rtg
9/10*	L	Atl	40	26	213	65.0	1	0	22	4/37	86.8
9/29*	L	at TB	45	31	301	68.9	1	2	20	1/11	76.2
10/13		Pit									
10/20		at GB									
10/24		Min									
11/3		at Bal									
11/11		Car									
11/17		at NO									
11/24		GB									
12/1		Det									
12/8		at Phi									
12/15		SF									
12/22		at Cin									
12/29		at Det									
12/24		Cle									
12/31		at Min									
Totals	0-2		85	57	514	67.1	2	2	22	5/48	81.2



MIKE GLENNON'S NFL STATISTICS

REGULAR SEASON

Year	Team	GP-GS	Att	Cmp	Pct	Yds	Yds/Att	TD	Int	Lg	Sk-Yds	Rating
2013	Tampa Bay	13-13	416	247	59.4	2,608	6.3	19	9	85t	40-314	83.9
2014	Tampa Bay	6-5	203	117	57.6	1,417	7.0	10	6	41	16-91	83.3
2015	Tampa Bay	0-0	0	0	--	0	--	0	0	--	0-0	--
2016	Tampa Bay	2-0	11	10	90.9	75	6.8	1	0	13	0-0	125.4
2017	Chicago	2-2	85	57	67.1	514	6.0	2	2	22	5-48	81.2
NFL totals		23-20	715	431	60.3	4,614	6.5	32	17	85t	61-453	84.2

Record as Starter: 5-15 (.250) - 2013 (4-9), 2014 (1-4), 2017 (0-2).

ADDITIONAL STATS: Fumbles-Lost -- (10-5): 2013 (7-4), 2014 (2-0), 2017 (1-1)

Year	Team	Rush	Yds	Avg	Lg	TD
2013	Tampa Bay	27	37	1.4	16	0
2014	Tampa Bay	10	49	4.9	19	0
2016	Tampa Bay	0	0	-	-	0
NFL totals		37	86	2.3	19	0

SEASON / CAREER / PLAYOFF HIGHS

	2017	Career	Playoff
Attempts	45, at TB (9/17)	51, vs. CAR (10/24/13)	None
Completions	31, at TB (9/17)	Same	None
Passing Yards	301, at TB (9/17)	314, vs. BAL (10/12/14)	None
TD Passes	1, twice	2, 12 times	None
Interceptions	2, at TB (9/17)	2, four times	None
Longest Completion	22, vs. ATL (9/10)	85t, at DET (11/24/13)	None

2013 TAMPA BAY BUCCANEERS

Date	W/L	Opp.	Att	Cmp	Yds	Pct.	TD	INT	Lg	Sk/Lst	Rtg
DID NOT PLAY WEEKS 1-3											
9/29	L	Ari	43	24	193	55.8	1	2	20	2/20	55.7
10/13	L	Phi	43	26	273	60.5	2	1	36	2/16	84.7
10/20	L	at Atl	44	26	256	59.1	2	0	59	3/30	90.7
10/24	L	Car	51	30	275	58.8	1	0	29	3/26	80.1
11/3	L	at Sea	23	17	168	73.9	2	0	27	3/25	123.1
11/11	W	Mia	21	11	139	52.4	1	1	30	2/15	69.3
11/17	W	Atl	23	20	231	87.0	2	0	53	2/7	137.5
11/24	W	at Det	21	14	247	66.7	2	0	85	4/40	138.4
12/1	L	at Car	21	14	180	66.7	0	1	60	5/40	73.5
12/8	W	Buf	25	9	90	36.0	2	2	38	1/9	40.4
12/15	L	SF	34	18	179	52.9	2	1	26	4/35	75.5
12/22	L	at StL	26	16	158	61.5	0	0	30	7/47	78.7
12/29	L	at NO	41	22	219	53.7	2	1	48	2/4	75.2
Totals	4-9		416	247	2,608	59.4	19	9	85	40/314	83.9

2014 TAMPA BAY BUCCANEERS

Date	W/L	Opp.	Att	Cmp	Yds	Pct.	TD	INT	Lg	Sk/Lst	Rtg
9/18	L	at Atl	24	17	121	70.8	1	0	14	2/18	96.0
9/28	W	at Pit	42	21	302	50.0	2	1	41	1/15	79.7
10/5	L	at NO	32	19	249	59.4	2	1	34	1/1	91.8
10/12	L	Bal	44	24	314	54.5	2	1	33	5/37	83.0
10/26	L	Min	28	19	171	67.9	1	1	40	5/12	81.1
11/2	L	at Cle	33	17	260	51.5	2	2	34	2/8	72.8
Totals	1-5		203	117	1,417	57.6	10	6	41	16/91	83.3

2016 TAMPA BAY BUCCANEERS

Date	W/L	Opp.	Att	Cmp	Yds	Pct.	TD	INT	Lg	Sk/Lst	Rtg
11/3	L	Atl	11	10	75	90.9	1	0	13	0/0	125.4
11/13	W	CHI	-	-	-	-	-	-	-	-	-
Totals	1-1		11	10	75	90.9	1	0	13	0/0	125.4



91 EDDIE GOLDMAN

Ht: 6-4**Wt:** 320**Age:** 23**College:** Florida State**Bears Season:** 3**NFL Season:** 3**Acquired:** 2nd round of the 2015 draft (39th overall)

DEFENSIVE LINE

PRO CAREER: Starts third professional season, appearing in 23 contests with 19 starts for the Chicago Bears (2015-17) ...tallied 67 tackles, 8 sacks, 10 TFLs and 1 pass breakup ... named to Mel Kiper and the PFWA's All-Rookie teams after tallying 39 tackles, 4.5 sacks and 6 TFLs ... ranked 4th amongst NFL rookies in sacks with 4.5.

2017 SEASON: Started two games, recording 4 tackles, 1 sack and 1 TFL.

HONORS AND AWARDS: 2015: All-Rookie (PFWA & Mel Kiper).

PREVIOUS SEASONS: 2016: Limited because of injury to 6 games with 5 starts, recording 24 tackles, 2.5 sacks, 3 TFLs and 1 pass breakup ... posted a career high 6 tackles in the season-opener at HOU (9/11) ... 3 TFLs tied for 3rd on the team. 2015: Notched 39 tackles, 4.5 sacks and 6 TFLs en route to being named to Mel Kiper's and the PFWA's All-Rookie Teams ... started 12-of-15 games for the Bears ... his 4.5 sacks ranked 4th amongst NFL rookies ... 6 TFLs ranked 4th on the Bears ... was placed on IR on 12/30 with an ankle injury.

2017 CHICAGO BEARS

Date	W/L	Opponent	Tkls-S	Sk-YL	INT-Yds	PD	FF	FR	TFL
9/10*	L	ATL	1-1	0-0	0-0	0	0	0	0
9/17*	L	at TB	3-2	1-5	0-0	0	0	0	1
9/24		PIT							
9/28		at GB							
10/9		MIN							
10/15		at BAL							
10/22		CAR							
10/29		at NO							
11/12		GB							
11/19		DET							
11/26		at PHI							
12/3		SF							
12/10		at CIN							
12/16		at DET							
12/24		CLE							
12/31		at MIN							
Totals	0-2		4-3	1-5	0-0	0	0	0	1

*Denotes Game Started

EDDIE GOLDMAN'S NFL STATISTICS

REGULAR SEASON

Year	Team	GP	GS	Tackles				Interceptions				Fumbles			Misc.				
				Tot	S	A	Sk	Yds	No	Yds	Lg	TD	PD	FF	FR	Yds	TFL	STT	
2015	Chicago	15	12	39	23	16	4.5	40.5	0	0	-	0	0	0	0	0	0	6.0	0
2016	Chicago	6	5	24	18	6	2.5	16.0	0	0	-	0	1	0	0	0	0	3.0	0
2017	Chicago	2	2	4	3	1	1.0	5.0	0	0	-	0	0	0	0	0	0	1.0	0
NFL totals		23	19	67	44	23	8.0	61.5	0	0	-	0	1	0	0	0	0	10.0	0

SEASON / CAREER / PLAYOFF HIGHS

	2017	Career	Playoff
Tackles	3, at TB (9/17)	6, at HOU (9/11/16)	None
Solos	2, at TB (9/17)	6, at HOU (9/11/16)	None
Tackles For Loss	1, at TB (9/17)	2, vs. SF (12/6/15)	None
Sacks	1, at TB (9/17)	2, vs. SF (12/6/15)	None



55 HRONISS GRASU

Ht: 6-3

Age: 26

Bears Season: 3

Acquired: 3rd round of the 2015 NFL draft (71st overall)

Wt: 303

College: Oregon

NFL Season: 3

CENTER

PRO CAREER: Starts third campaign with the team, appearing in 9 contests (8 starts) for the Bears (2015-17) ... made NFL Debut in Game 5 at Kansas City ... part of an offense that ranked 3rd in franchise single-season history in completion percentage (63.9) and interception percentage (2.3), 4th in gross passing yards (3,843) and third-down percentage (42.5), 5th in net passing yards (3,660) and 6th in passer rating (89.7) and total net yards (5,514) ... selected by the Bears in the 3rd round (71st overall) of the 2015 NFL Draft.

2017 SEASON: Appeared in one game as a reserve.

PREVIOUS SEASONS: 2016: Spent 2016 season on Injured Reserve. **2015:** Started 8 contests (Game 5-6 & 10-15) at center ... made NFL debut by starting at center in Game 5 at Kansas City ... inactive for Games 1-4 (coach's decision), 7-9 (due to a neck injury) and 16 (due to a knee injury) ... part of a bears offense that ranked 3rd in franchise single-season history in completion percentage (63.9) and interception percentage (2.3), 4th in gross passing yards (3,843) and third down percentage (42.5), 5th in net passing yards (3,660) and 6th in passer rating (89.7) and total net yards (5,514).

HRONISS GRASU'S NFL STATISTICS

REGULAR SEASON

GAMES PLAYED-STARTED - 9-8: 2015 CHI (8-8); 2016 CHI (0-0); 2017 CHI (1-0).



96 AKIEM HICKS

Ht: 6-5**Age:** 28**Bears Season:** 2**Acquired:** Unrestricted free agent in 2016 (NE)**Wt:** 336**College:** Regina**NFL Season:** 6

DEFENSIVE LINE

PRO CAREER: Entering his second season with the Bears, starting 51-of-79 contests with 217 tackles, 18.5 sacks, 29 TFLs, 4 pass breakups, 3 forced fumbles and 2 fumble recoveries in five seasons with the Saints (2012-15), Patriots (2015) and Bears (2016) ... his 119 tackles with New Orleans ranked 2nd among the defensive linemen on the Saints from 2012-15 ... led the Saints defensive line in tackles in 2013 (56) and was 2nd in 2014 (41) ... ranked 4th on the Saints in sacks from 2012-15 (6.5) ... was traded to the Patriots after the Saints first three games in 2015 ... 3 sacks with New England in 2015 ranked tied for 3rd along the Patriots defensive front ... 7 sacks with the Bears in 2016 ranked second on the team.

2017 SEASON: Started two games, recording 6 tackles, 2 TFLs, 2 sacks for a loss of 13 yards.

HONORS AND AWARDS: **2016:** Defensive Player of the Week (12/4)

PREVIOUS SEASONS: **2016:** Started all 16 games at DE ... set a career-high in tackles (71), sacks (7), pass breakups (3) and forced fumbles (2) ... also recorded 5 TFLs and recovered 1 fumble ... one of three Bears players to record at least seven sacks ... only defensive player to start every game ... recorded 2 multi-sack games (10/31 vs. MIN & 12/4 vs. SF). **2015:** Appeared in 16 games with 3 starts with the Patriots and Saints ... posted 23 tackles, 3 sacks, 5 TFLs and 1 FR ... all 3 starts came with New Orleans where he collected 2 assisted tackles ... in 13 games with New England, notched 21 tackles, 3 sacks, 5 TFLs and 1 FR ... 3 sacks ranked tied for 3rd among the Patriots defensive linemen ... saw action in 2 playoff games, posting 3 tackles and 1 TFL. **2014:** Started 14-of-15 games for the Saints, posting 41 tackles, 2 sacks and 7 TFLs ... 41 tackles ranked 2nd on the Saints defensive linemen ... was placed on IR prior the season finale. **2013:** Started 16-of-16 games for the first time in his career with New Orleans ... posted career-highs in tackles (56), sacks (4.5) and TFLs (8) ... 56 tackles were the most among the Saints defensive front ... started both of the Saints postseason contests, notching 7 tackles and 0.5 sacks. **2012:** Appeared in 14 games with the Saints as a rookie ... collected 20 tackles, 1 pass breakup, 2 TFLs and 1 forced fumble.



2017 CHICAGO BEARS

Date	W/L	Opponent	Tkls-S	Sk-YL	INT-Yds	PD	FF	FR	TFL
9/10*	L	ATL	3-3	2-13	0-0	0	0	0	2
9/17*	L	at TB	3-2	0-0	0-0	0	0	0	0
9/24		PIT							
9/28		at GB							
10/9		MIN							
10/15		at BAL							
10/22		CAR							
10/29		at NO							
11/12		GB							
11/19		DET							
11/26		at PHI							
12/3		SF							
12/10		at CIN							
12/16		at DET							
12/24		CLE							
12/31		at MIN							
Totals	0-2		6-4	2-13	0-0	0	0	0	2

*Denotes Game Started

AKIEM HICKS' NFL STATISTICS

REGULAR SEASON

Year	Team	GP	GS	Tackles					Interceptions					Fumbles			Misc.	
				Tot	S	A	Sk	Yds	No	Yds	Lg	TD	PD	FF	FR	Yds	TFL	STT
2012	New Orleans	14	0	20	10	10	0.0	0.0	0	0	-	0	1	1	0	0	2	0
2013	New Orleans	16	16	56	29	27	4.5	27.5	0	0	-	0	0	0	0	0	8	0
2014	New Orleans	15	14	41	27	14	2.0	16.0	0	0	-	0	0	0	0	0	7	0
2015	TOTAL	16	3	23	9	14	3.0	12.0	0	0	-	0	0	0	1	0	5	0
2016	Chicago	16	16	71	50	21	7.0	49.0	0	0	-	0	3	2	1	0	5	0
2017	Chicago	2	2	6	5	1	2.0	13.0	0	0	-	0	0	0	0	0	2	0
Totals		79	51	217	130	87	18.5	117.5	0	0	-	0	4	3	2	0	29	0

POSTSEASON

Year	Team	GP	GS	Tackles					Interceptions					Fumbles			Misc.	
				Tot	S	A	Sk	Yds	No	Yds	Lg	TD	PD	FF	FR	Yds	TFL	STT
2013	New Orleans	2	2	7	3	4	0.5	4.0	0	0	-	0	0	0	0	0	0	0
2015	New England	2	0	3	1	2	0.0	0.0	0	0	-	0	0	0	0	0	1	0
Totals		4	2	10	4	6	0.5	4.0	0	0	-	0	0	0	0	0	1	0

SEASON / CAREER / PLAYOFF HIGHS

	2017	Career	Playoff
Tackles	3, twice.....	13, vs. SF (12/4/16).....	4, at SEA (1/11/14)
Solos	3, vs. ATL (9/10)	8, vs. SF (12/4/16)	2, at PHI (1/4/14)
Sacks	2, vs. ATL (9/10)	2, four times	0.5, at PHI (1/4/14)



24 JORDAN HOWARD

Ht: 6-0

Age: 23

Bears Season: 2

Acquired: 5th round of the 2016 draft (150th overall)

Wt: 222

College: Indiana

NFL Season: 2

RUNNING BACK

PRO CAREER: Enters second NFL campaign ... Started 15-of-17 games for the Bears, carrying the ball 274 times for 1,372 yards (5.0 avg) and 7 touchdowns ... Adds 32 receptions for 312 yards (9.8 avg)... Set a Bears rookie rushing record with his 1,313 yards and became the second-youngest Bears RB to eclipse 1,000 yards in a season ... his 1,313 yards ranked second in the NFL behind Dallas' Ezekiel Elliott, marking the first time since the 1970 merger that two rookies finished 1-2 in the NFL in rushing ... later became the first Bears rookie running back to be voted to the Pro Bowl since Hall of Famer Gale Sayers in 1965.

2017 SEASON: Started two games, rushing for 59 yards on 22 carries (2.7 avg) and 1 touchdown... Added 3 receptions for 14 yards (4.7 avg).

HONORS & AWARDS: 2016: NFC Offensive Player of the Week, FedEx Ground Player of the Week, Offensive Rookie of the Month (December/January), All-Rookie Team (PFWA, Gil Brandt, USA Today, Fox Sports) ... Brian Piccolo Award.

2016 SEASON: Appeared in 15 games (Games 2-16) with 13 starts (Games 4-16) carrying the ball 252 times for 1,313 yards (5.2 avg) and 6 touchdowns ... caught 29 passes for 298 yards (10.3 avg) ... 5.2 rushing average led the NFC ranked 4th in the league overall ... 1,313 yards ranked second in the NFL ... became the first Bears rookie to rush for 100+ yards in each of his first two starts ... second-youngest Bear to rush for 1,000 yards in a season (Salaam, 1995) ... first Bears rookie to rush for over 100 yards in 7 games ... scored 3 touchdowns vs. SF (12/4) which ranks tied for second most by a Bears rookie ... rushed for a career-high 153 yards vs. MIN (10/31), which earned him NFC Offensive Player of the Week and FedEx Ground Player of the Week ... earned Offensive Rookie of the Month for of December/January.



2017 CHICAGO BEARS

Date	W/L	Opp.	Rush	Yards	Avg.	Lg	TD	Rec.	Yards	Avg.	Lg	TD
9/10*	L	ATL	13	52	4.0	11	1	3	14	4.7	9	0
9/17*	L	at TB	9	7	0.8	4	0	0	0	0.0	-	0
9/24		PIT										
9/28		at GB										
10/9		MIN										
10/15		at BAL										
10/22		CAR										
10/29		at NO										
11/12		GB										
11/19		DET										
11/26		at PHI										
12/3		SF										
12/10		at CIN										
12/16		at DET										
12/24		CLE										
12/31		at MIN										
Totals	0-2		22	59	2.7	11	1	3	14	4.7	9	0

*Denotes Game Started

JORDAN HOWARD'S NFL STATISTICS

REGULAR SEASON

Year	Team	GP-GS	Rush	Yds	Avg	Lg	TD	Rec	Yds	Avg	Lg	TD	STT
2016	Chicago	15-13	252	1,313	5.2	69	6	29	298	10.3	34	1	0
2017	Chicago	2-2	22	59	2.7	11	1	3	14	4.7	9	0	0
Totals		17-15	274	1,372	5.0	69	7	32	312	9.8	34	1	0

SEASON / CAREER / PLAYOFF HIGHS

	2017	Career	Playoff
Rushes.....	13, vs. ATL (9/10)	32, vs. SF (12/4/16)	None
Rushing Yards.....	52, vs. ATL (9/10)	153, vs. MIN (10/31/16)	None
Longest Run.....	11, vs. ATL (9/10)	69, vs. MIN (10/31/16)	None
Rushing TDs.....	1, vs. ATL (9/10)	3, vs. SF (12/4)	None
Receptions.....	3, vs. ATL (9/10)	4, three times	None
Receiving Yards.....	14, vs. ATL (9/10)	49, vs. MIN (10/31)	None
Longest Reception.....	9, vs. ATL (9/10)	34, vs. MIN (10/31)	None
Receiving TDs.....	None	1, at IND (10/2)	None

**39 EDDIE JACKSON****Ht:** 6-0**Wt:** 194**Age:** 24**College:** Alabama**Acquired:** 4th round of the 2017 NFL draft (112th overall)**DEFENSIVE BACK**

COLLEGE CAREER: Started 38-of-41 career contests at Alabama, posting 130 tackles, 8.5 TFLs, 14 pass breakups, and 9 interceptions (3 returned for touchdowns) ... Earned second team All-SEC as a senior and first team All-SEC and second-team All-America as a junior... Owns school record for most career interception yards... Led SEC in INTs (6) as a junior.

2017 SEASON: Started two games, recording 11 tackles and 1 TFL.

SENIOR: Selected as one of the Crimson Tide's permanent team captains for the 2016 season ... Earned second team All-SEC honors from the conference coaches, despite playing in only eight games ... Midseason All-American by CBS, ESPN and USA Today ... Suffered a season-ending leg injury against Texas A&M ... owns the Alabama record for career interception return yards with 303 on 9 interceptions ... Registered 24 total tackles and two pass breakups to go with his interception ... Earned UA coaches' defensive player of the week honors for the Western Kentucky matchup and special teams player of the week recognition for his performances at Ole Miss and Tennessee.

JUNIOR: Made the transition to safety in the spring of 2015 and excelled in his new role ... selected to the All-SEC First Team by the conference coaches and Associated Press ... earned second team All-America honors from Walter Camp and the FWAA ... named a third team All-American by the Associated Press ... led the team in interceptions with six -- two picks returned for touchdowns, a forced fumble and fumble recovery to go with his 46 tackles from the starting safety spot ... accumulated 230 return yards on his interceptions, shattering the previous all-time record of 163 by Hootie Ingram in 1952 across Ingram's 10 interceptions ... finished tied for seventh nationally and as the SEC leader for interceptions ... earned FWAA National Defensive Player of the Week honors for his performance at Texas A&M ... one of 16 semifinalists for the Jim Thorpe Award, presented annually to the nation's top defensive back. **SOPHOMORE:** Penciled in to be a starter at cornerback before tearing his ACL in spring practice ... returned to game action on Sept. 6 against FAU and started 10 of 11 games at cornerback, including nine straight ... registered 41 total tackles, including two for loss (-12 yards), one sack (-11 yards), an interception (18 yards), six pass breakups, one recovered fumble (16 yards) and two forced fumbles ... earned Alabama Defensive Player of the Week honors after the FAU and Mississippi State games. **FRESHMAN:** Started four games at cornerback as a true freshman for Alabama and played in seven contests ... finished with 19 tackles, including 16 solo stops and one tackle for loss (3 yards) ... added an interception, a quarterback hurry and three pass breakups ... returned a fumble 35 yards against Chattanooga ... named a Special Teams Player of the Week by the Alabama coaching staff after the Arkansas game.

EDDIE JACKSON'S COLLEGE STATISTICS

Year	Team	GP	GS	Tackles					Interceptions					Fumbles		Misc.
				Tot	S	A	Sk	Yds	No	Yds	Lg	TD	PD	FF	FR	
2013	Alabama	7	4	19	16	3	0.0	0.0	1	0	0	0	3	0	2	1.0
2014	Alabama	11	11	41	32	9	1.0	11.0	1	18	18	0	7	2	1	2.0
2015	Alabama	15	15	46	34	12	0.0	0.0	6	230	2	2	2	1	1	3.0
2016	Alabama	8	8	24	15	9	0.0	0.0	1	55	55	1	2	0	0	2.5
Totals		41	38	130	97	33	1.0	11.0	9	303	55	3	14	3	4	8.5

ADDITIONAL STATS: Punt Returns - 11 returns for 253 yards (23.0 avg), 2 touchdowns



2017 CHICAGO BEARS

Date	W/L	Opponent	Tkls-S	Sk-YL	INT-Yds	PD	FF	FR	TFL
9/10*	L	ATL	3-3	0-0	0-0	0	0	0	0
9/17*	L	at TB	8-7	0-0	0-0	0	0	0	1
9/24		PIT							
9/28		at GB							
10/9		MIN							
10/15		at BAL							
10/22		CAR							
10/29		at NO							
11/12		GB							
11/19		DET							
11/26		at PHI							
12/3		SF							
12/10		at CIN							
12/16		at DET							
12/24		CLE							
12/31		at MIN							
Totals	0-2		11-10	0-0	0-0	0	0	0	1

*Denotes Game Started

EDDIE JACKSON'S NFL STATISTICS

REGULAR SEASON		Tackles								Interceptions				Fumbles			Misc.	
Year	Team	GP	GS	Tot	S	A	Sk	Yds	No	Yds	Lg	TD	PD	FF	FR	Yds	TFL	STT
2017	Chicago	2	2	11	10	1	0	0	0	0	-	0	0	0	0	0	1	0
SEASON / CAREER / PLAYOFF HIGHS		2017				Career				Playoff								
Tackles	8, at TB (9/17)	Same	None												
Solos	7, at TB (9/17)	Same	None												
Tackles For Loss	1, at TB (9/17)	Same	None												
Sacks	None	None	None												



52 CHRISTIAN JONES

Ht: 6-3 **Wt:** 251
Age: 26 **College:** Florida State
Bears Season: 4 **NFL Season:** 4
Acquired: Undrafted free agent in 2014

LINEBACKER

PRO CAREER: Over four seasons Jones has appeared in 49 contests with 20 starts with the Bears (2014-17) ... owns 210 tackles, 2 sacks, 4 TFLs, 2 fumble recoveries and 4 pass breakups ... also has 16 STTs ... finished third on the Bears in both defensive tackles (98) and special teams tackles (11) in 2014 and placed second in defensive tackles (98) in 2015 ... 196 tackles leads the Bears over the previous two seasons (2014-15).

2017 SEASON: Appeared in two games as a reserve, recording 6 tackles and 1 STT.

PREVIOUS SEASONS: 2016: Appeared in all 16 games with 2 starts (Games 5&6), recording 8 tackles and 1 pass breakup ... added 11 STTs which ranked 2nd on the team. **2015:** Appeared in 15 contests (Games 1-13 & 15-16), starting at ILB in 13 contests (Games 1-2, 4-10, 12-13 & 15-16), gathering 98 tackles (2nd on the team), 2 TFLs, 1 fumble recovery, 4 pass breakups and 4 STTs ... inactive Game 14. **2014:** Saw action in all 16 contests in his rookie season for Chicago, making 5 starts (Games 6, 8 & 14-16) and finishing third on the team with 98 tackles, including 2 sacks and 2 additional TFLs ... added 4 QB pressures and 1 fumble recovery on defense ... finished third on the team with 11 special teams tackles ... had 3 double-digit tackle contests, pacing the Bears in tackles in each of those games (10/26 at NE, 12/15 vs. NO and 12/21 vs. DET).

2017 CHICAGO BEARS

Date	W/L	Opponent	Tkls-S	Sk-YL	INT-Yds	PD	FF	FR	TFL
9/10	L	ATL	0-0	0-0	0-0	0	0	0	0
9/17	L	at TB	6-2	0-0	0-0	0	0	0	0
9/24		PIT							
9/28		at GB							
10/9		MIN							
10/15		at BAL							
10/22		CAR							
10/29		at NO							
11/12		GB							
11/19		DET							
11/26		at PHI							
12/3		SF							
12/10		at CIN							
12/16		at DET							
12/24		CLE							
12/31		at MIN							
Totals	0-0		6-2	0-0	0-0	0	0	0	0

*Denotes Game Started


CHRISTIAN JONES' NFL STATISTICS

REGULAR SEASON

Year	Team	GP	GS	Tackles				Interceptions				Fumbles			Misc.			
				Tot	S	A	Sk	Yds	No	Yds	Lg	TD	PD	FF	FR	Yds	TFL	STT
2014	Chicago	16	5	98	54	44	2.0	4.0	0	0	-	0	0	0	1	2	2.0	11
2015	Chicago	15	13	98	70	28	0.0	0.0	0	0	-	0	4	0	1	0	2.0	4
2016	Chicago	16	2	8	5	3	0.0	0.0	0	0	-	0	1	0	0	0	0.0	11
2017	Chicago	2	0	6	2	4	0.0	0.0	0	0	-	0	0	0	0	0	0.0	1
NFL Totals		49	20	210	131	79	2.0	4.0	0	0	0	0	5	0	2	2	4.0	27

SEASON / CAREER / PLAYOFF HIGHS

	2017	Career	Playoff
Tackles	6, at TB (9/17)	18, vs. DET (12/21/14)	None
Solos	2, at TB (9/17)	13, vs. DET (12/21/14)	None
Tackles For Loss	None	1, three times	None
Sacks	None	1, twice	None



44 NICK KWIATKOSKI

Ht: 6-2**Wt:** 242**Age:** 24**College:** West Virginia**Bears Season:** 2**NFL Season:** 2**Acquired:** 4th round of 2016 draft (113th overall)

LINEBACKER

PRO CAREER: Enters second NFL season, appearing in 16 games (8 starts) with the Bears, recording 57 tackles, 5 TFLs, 1 forced fumble, 1 sack, 1 pass break up and 3 STTs.

2017 SEASON: Appeared in two games (one start), recording 5 tackles.

2016 SEASON: Recorded 52 tackles, 5 TFLs, 1 forced fumble, 1 sack and 1 pass breakup in 14 games (7 starts) as a rookie ... made 10 tackles vs. SF (12/4) ... posted a team-high in tackles twice (6 vs. TEN 11/27 & 9 at DET 12/11).

2017 CHICAGO BEARS

Date	W/L	Opponent	Tkls-5	Sk-YL	INT-Yds	PD	FF	FR	TFL
9/10	L	ATL	1-0	0-0	0-0	0	0	0	0
9/17*	L	at TB	4-4	0-0	0-0	0	0	0	0
9/24		PIT							
9/28		at GB							
10/9		MIN							
10/15		at BAL							
10/22		CAR							
10/29		at NO							
11/12		GB							
11/19		DET							
11/26		at PHI							
12/3		SF							
12/10		at CIN							
12/16		at DET							
12/24		CLE							
12/31		at MIN							
Totals	0-1		5-4	0-0	0-0	0	0	0	0

*Denotes Game Started

NICK KWIATKOSKI'S CAREER STATISTICS

REGULAR SEASON

Year	Team	GP	GS	Tackles				Interceptions				Fumbles			Misc.			
				Tot	S	A	Sk	Yds	No	Yds	Lg	TD	PD	FF	FR	Yds	TFL	STT
2016	Chicago	14	7	52	39	13	1.0	0.0	0	0	-	0	1	1	0	0	5.0	2
2017	Chicago	2	1	5	4	1	0.0	0.0	0	0	-	0	0	0	0	0	0.0	1
Totals		16	8	57	43	14	1.0	0.0	0	0	-	0	1	1	0	0	5.0	3

SEASON / CAREER / PLAYOFF HIGHS

	2017	Career	Playoff
Tackles	4, at TB (9/17)	10, vs. SF (12/4/16)	None
Solos	4, at TB (9/17)	9, vs. SF (12/4/16)	None
Tackles For Loss	None	2, vs. SF (12/4/16)	None
Sacks	None	1, at DET (12/11/16)	None



22 CRE'VON LEBLANC

Ht: 5-11 **Wt:** 190
Age: 23 **College:** Florida Atlantic
Bears Season: 2 **NFL Season:** 2
Acquired: Acquired from waivers in 2016 (NE)

DEFENSIVE BACK

PRO CAREER: Enters second NFL season, appearing in 15 games with 9 starts, recording 47 tackles, 13 pass break-ups, 2 interceptions and 1 STT ... Returned an interception for a touchdown at DET (12/11/16), making the Bears the only team in the NFL to have two rookies record a defensive touchdown in 2016 (Leonard Floyd) and the first pair of Bears rookies to record a defensive touchdown since at least 1960.

2017 SEASON: Appeared in two games as a reserve, recording 1 tackle and 1 STT.

2016 SEASON: Appeared in 13 games (Games 2-14 & 16) with 9 starts (Games 7-14 & 16), recording 46 tackles, 13 pass breakups and 2 interceptions (1 returned for a touchdown) ... 2 interceptions tied for the team lead ... one of two players on Bears team to record a defensive touchdown. GAMES PLAYED-STARTED: 13-9

2017 CHICAGO BEARS

Date	W/L	Opponent	Tkls-S	Sk-YL	INT-Yds	PD	FF	FR	TFL
9/10	L	ATL	0-0	0-0	0-0	0	0	0	0
9/17	L	at TB	1-1	0-0	0-0	0	0	0	0
9/24		PIT							
9/28		at GB							
10/9		MIN							
10/15		at BAL							
10/22		CAR							
10/29		at NO							
11/12		GB							
11/19		DET							
11/26		at PHI							
12/3		SF							
12/10		at CIN							
12/16		at DET							
12/24		CLE							
12/31		at MIN							
Totals	0-0		1-1	0-0	0-0	0	0	0	0

*Denotes Game Started

CRE'VON LEBLANC'S NFL STATISTICS

REGULAR SEASON

Year	Team	GP	GS	Tackles					Interceptions					Fumbles			Misc.	
				Tot	S	A	Sk	Yds	No	Yds	Lg	TD	PD	FF	FR	Yds	TFL	STT
2016	Chicago	13	9	46	36	10	0.0	0.0	2	24	24t	1	13	0	0	0	0.0	0
2017	Chicago	2	0	1	1	0	0.0	0.0	0	0	-	0	0	0	0	0	0.0	1
Totals		15	9	47	37	10	0.0	0.0	2	24	24t	1	13	0	0	0	0.0	1

ADDITIONAL STATS: 2016: 5 punt returns for 43 yards (8.6 avg.)

SEASON / CAREER / PLAYOFF HIGHS

	2017	Career	Playoff
Tackles	1, at TB (9/17)	6, at GB (10/20/16)	None
Solos	1, at TB (9/17)	6, vs. GB (12/18/16)	None
Pass Defenses	None	3, twice	None
Interceptions	None	1, twice	None



72

CHARLES LENO, JR.

Ht: 6-3**Wt:** 305**Age:** 26**College:** Boise State**Bears Season:** 4**NFL Season:** 4**Acquired:** 7th round of the 2014 draft (245th overall)

OFFENSIVE LINE

PRO CAREER: Appeared in 40 contests with 32 starts in four seasons with Chicago (2014-17) ... owns 31 starts at LT and 1 start as a sixth eligible lineman ... in 2015, helped the Bears offense to franchise's fourth-highest single-season gross passing total in 2015 (3,843 yards), fifth-highest single-season net passing total (3,660 yards) and sixth highest total for net yards (5,514) ... made NFL debut on November 9, 2014 at Green Bay ... made first NFL start on November 16, 2014 versus Minnesota as a sixth eligible lineman ... signed a four-year contract extension through 2021 on August 23.


2017 SEASON: Started two games at LT.

PREVIOUS SEASONS: 2016: Started all 16 games at LT ... one of only two offensive players to start every game ... helped pave the way for rookie Jordan Howard to 1,313 rushing yards (2nd in NFL) ... helped the Bears to the 3rd most passing yards (gross and net) in franchise history. **2015:** Appeared in all 16 contests, with 13 starts (Games 4-16) at LT... helped the Bears offense to franchise's fourth-highest single-season gross passing total in 2015 (3,843 yards), fifth-highest single-season net passing total (3,660 yards) and sixth highest total for net yards (5,514). **2014:** Appeared in 6 contests with 1 start in his rookie season with the Bears, spending most of his time as a sixth eligible lineman ... made NFL debut at Green Bay (11/9) and first career start a week later vs. MIN (11/6) as a sixth eligible lineman ... saw action in Games 9-14 ... inactive Games 1-5, 7 and 8 and 16, while active but did not play in Games 6 and 15.

CHARLES LENO'S NFL STATISTICS

REGULAR SEASON

GAMES PLAYED-STARTED - 40-32: 2014 CHI (6-1); 2015 CHI (16-13); 2016 CHI (16-16); 2017 CHI (2-2).

**75** **KYLE LONG****Ht:** 6-6**Age:** 29**Bears Season:** 5**Acquired:** 1st round of the 2013 draft (20th overall)**Wt:** 320**College:** Oregon**NFL Season:** 5**OFFENSIVE LINE**

PRO CAREER: Three-time Pro Bowler, becoming first Bears player since Brian Urlacher (2000-02) to be named to the Pro Bowl in each of his first three professional football seasons and seventh Bears player to accomplish the feat overall (Long, Urlacher, Gale Sayers, Dick Butkus, Mike Ditka, Rick Casares and Harlon Hill) ... first Bears offensive lineman ever to be named to Pro Bowl in each of his first three professional football seasons ... has started 55 games (39 at RG and 16 at RT) in four NFL seasons (2013-16) with Chicago ... helped pave the way for 1,000-yard rusher three times (M. Forte: 1,339 in 2013 and 1,038 in 2014 and Jordan Howard: 1,313 in 2016) ... named to the PFWA's All-Rookie team in 2013 ... was the first Bears offensive lineman to reach the Pro Bowl since 2006 (R. Brown/O. Kreutz), the first Bears rookie to make the Pro Bowl squad since 2009 (J. Knox) and the first Bears rookie to make the Pro Bowl as a non-specialist since 2000 (B. Urlacher).

2017 SEASON: Inactive for games 1 and 2.

HONORS AND AWARDS: **2015:** Pro Bowl. **2014:** Pro Bowl; second team All-Pro (AP). **2013:** Pro Bowl; All-Rookie (PFWA, Gil Brandt & Mel Kiper).

PREVIOUS SEASONS: **2016:** Started 8 games at RG before being put on Injured Reserve. **2015:** Started all 16 games at RT, en route to being named to his third consecutive Pro Bowl ... made his first career start at RT in Week 1 after spending his first two NFL seasons at RG ... helped the Bears offense to franchise's fourth-highest single-season gross passing total in 2015 (3,843 yards). **2014:** Named to second consecutive Pro Bowl after starting 15 contests at RG for the Bears ... inactive Game 15 due to hip injury ... helped pave way for 1,000-yard rusher for second-consecutive season as Matt Forte gained 1,038 yards. **2013:** Earned his first trip to the Pro Bowl and multiple All-Rookie teams after starting all 16 games at RG ... helped the Bears offense set numerous franchise marks including total net yards, gross passing yards, net passing yards, passing touchdowns and first downs gained ... helped the offensive line achieve its lowest sack total (30) since 2008 and its lowest sack percentage (4.9) since 1982.

KYLE LONG'S NFL STATISTICS

GAMES PLAYED-STARTED - 55-55: 2013 CHI (16-16); 2014 CHI (15-15); 2015 CHI (16-16); 2016 CHI (8-8); 2017 CHI (0-0).



70

BOBBY MASSIE

Ht: 6-6**Wt:** 320**Age:** 28**College:** Mississippi**Bears Season:** 2**NFL Season:** 6**Acquired:** Unrestricted free agent in 2016 (ARI)

OFFENSIVE LINE

PRO CAREER: Entering his second season with the Bears, appearing in 71 games with 63 starts in four seasons with the Arizona Cardinals (2012-15) and two with the Bears (2016-17) ... part of an offensive line that allowed just 27 sacks in 2015 (tied for 4th fewest in the NFL) and 28 sacks in 2014 (tied for the 6th fewest in the NFL) ... helped the Cardinals gain 6,692 yards from scrimmage in 2015, which ranked 2nd in the NFL and 2nd in franchise history ... one of six offensive linemen in the NFL that started all 16 contests as rookies in 2012 ... started 3 of 3 postseason contests.


2017 SEASON: Started two games at RT.

PREVIOUS SEASONS: 2016: Started 15 games at right tackle ... inactive Game 10 ... paved the way for rookie Jordan Howard to 1,313 rushing yards (2nd in NFL) ... helped the Bears to the 3rd most passing yards (gross and net) in franchise history. **2015:** Started the Cardinals final 14 games of the regular season and both playoff games at RT... helped Arizona gain 6,692 yards from scrimmage, which ranked 2nd in the NFL and 2nd in franchise annals ... part of an offensive line that allowed just 27 sacks (tied for 4th fewest in the NFL) ... on the reserve/suspended list for the first two games of the season. **2014:** Started every game at RT, the second time in three years ... part of line that allowed just 28 sacks on the season, tied for the 6th fewest in the NFL in 2014. **2013:** Played in 8 games, seeing time at RT and as an eligible extra blocker ... inactive for the first 6 games of the season ... active but DNP vs. Sea (10/17) ... made season debut vs. Atlanta (10/27). **2012:** Started all 16 games at RT in his rookie season ... was the only Cardinals rookie to start every game and was one of six rookie offensive linemen in the NFL to start all 16 games as a rookie.

BOBBY MASSIE'S NFL STATISTICS

REGULAR SEASON

GAMES PLAYED-STARTED - 71-63: 2012 ARI (16-16); 2013 ARI (8-0); 2014 ARI (16-16); 2015 ARI (14-14); 2016 CHI (15-15); 2017 CHI (2-2).



18 TRE McBRIDE

Ht: 6-0**Wt:** 210**Age:** 24**College:** William & Mary**Bears Season:** 1**NFL Season:** 3**Acquired:** Waiver claim in 2017 (TEN)

WIDE RECEIVER

PRO CAREER: Enters his 3rd NFL season... Appeared in 10 games with the Tennessee Titans (2014-15) and Chicago Bears (2017).

CAREER TRANSACTIONS: Drafted by the Tennessee Titans in the 7th round (245th overall) of the 2015 NFL Draft... Released by the Tennessee Titans (9/5/15)... Added to the Tennessee Titans practice squad (9/6/15)... Signed to the Tennessee Titans active roster (11/17/15)... Released by the Tennessee Titans (9/5/16)... Added to the Tennessee Titans practice squad (9/6/16)... Signed to the Tennessee Titans active roster (11/2/16)... Released by the Tennessee Titans (9/2/17)... Acquired from waivers by the Chicago Bears (9/3/17).

2017 SEASON: Inactive for Game 1, appeared in Game 2 as a reserve.

PREVIOUS SEASONS: 2016 - Appeared in two games as a reserve primarily on special teams. Spent the first eight weeks of the season on the Titans' practice squad. **2015** - Played in seven games as a rookie. Returned 10 kickoffs for 190 yards and posted two receptions for eight yards with a touchdown. Registered five special teams tackles and a forced fumble on coverage units. Spent the first 10 weeks of the season on the team's practice squad. Collected his first career NFL reception and his first career NFL touchdown against Houston (12/27/15). Made his NFL debut at Jacksonville (11/19/15).

2017 CHICAGO BEARS

Date	W/L	Opp.	Rec	Yds	Avg	Long	TD
9/10	L	ATL					INACTIVE
9/17	L	vs. TB	0	0	0.0	-	0
9/24		PIT					
9/28		at GB					
10/9		MIN					
10/15		at BAL					
10/22		CAR					
10/29		at NO					
11/12		GB					
11/19		DET					
11/26		at PHI					
12/3		SF					
12/10		at CIN					
12/16		at DET					
12/24		CLE					
12/31		at MIN					
Totals	0-0		0	0	0.0	-	0

*Denotes Game Started

TRE McBRIDE'S NFL STATISTICS

REGULAR SEASON


Year	Team	GP-GS	Rec	Yds	Avg	Lg	TD	Rush	Yds	Avg	Lg	TD	STT
2015	Tennessee	7-0	2	8	4.0	7	1	1	8	8.0	8	0	3
2016	Tennessee	2-0	0	0	0.0	-	0	0	0	0.0	-	0	2
2017	Chicago	1-0	0	0	0.0	-	0	0	0	0.0	-	0	0
NFL totals		10-0	2	8	4.0	7	1	1	8	8.0	8	0	5

SEASON / CAREER / PLAYOFF HIGHS

	2017	Career	Playoff
Receptions.....	None	2, vs. HOU (12/27/15)	None
Receiving Yards.....	None	8, vs. HOU (12/27/15)	None
Longest Reception.....	None	7, vs. HOU (12/27/15)	None
Receiving TDs.....	None	1, vs. HOU (12/27/15)	None



27 SHERRICK McMANIS



Ht: 6-1 **Wt:** 192
Age: 30 **College:** Northwestern
Bears Season: 6 **NFL Season:** 8
Acquired: Trade with HOU in 2012

DEFENSIVE BACK

PRO CAREER: Appeared in 96 contests (5 starts) over eight seasons with Houston (2010-11) and Chicago (2012-17), recording 29 tackles, 1 interception and 5 pass breakups ... has added 85 STTs, 1 blocked punt (which was returned by the Bears for a touchdown) 1 forced fumble and 2 fumble recoveries on special teams ... also owns 11 kickoff returns for 230 yards (20.9 avg) ... his 68 special teams tackles leads the Bears since joining the team 2012 ... has ranked in the top 3 on the Bears in special teams tackles all five previous seasons with the team (1st in 2016, 1st in 2015, 2nd in 2012 and 2014, 3rd in 2012).

2017 SEASON: Appeared in two games as a reserve.

HONOR AND AWARDS: 2012: NFC Special Teams Player of the Week (11/4/12).

2017 CHICAGO BEARS

Date	W/L	Opponent	Tkls-5	Sk-YL	INT-Yds	PD	FF	FR	TFL
9/10	L	ATL	0-0	0-0	0-0	0	0	0	0
9/17	L	at TB	0-0	0-0	0-0	0	0	0	0
9/24		PIT							
9/28		at GB							
10/9		MIN							
10/15		at BAL							
10/22		CAR							
10/29		at NO							
11/12		GB							
11/19		DET							
11/26		at PHI							
12/3		SF							
12/10		at CIN							
12/16		at DET							
12/24		CLE							
12/31		at MIN							
Totals	0-0		0-0	0-0	0-0	0	0	0	0

*Denotes Game Started

SHERRICK McMANIS' NFL STATISTICS


REGULAR SEASON

Year	Team	GP	GS	Tackles				Interceptions				Fumbles			Misc.			
				Tot	S	A	Sk	Yds	No	Yds	Lg	TD	PD	FF	FR	Yds	TFL	STT
2010	Houston	14	0	2	1	1	0.0	0.0	1	1	1	0	1	0	0	0	0.0	11
2011	Houston	9	0	0	0	0	0.0	0.0	0	0	-	0	0	1	0	0	0.0	5
2012	Chicago	12	0	0	0	0	0.0	0.0	0	0	-	0	0	0	1	0	0.0	10
2013	Chicago	15	1	1	1	0	0.0	0.0	0	0	-	0	1	0	0	0	0.0	15
2014	Chicago	12	0	4	3	1	0.0	0.0	0	0	-	0	0	0	1	0	0.0	13
2015	Chicago	16	4	19	12	7	0.0	0.0	0	0	-	0	3	0	0	0	0.0	17
2016	Chicago	16	0	3	3	0	0.0	0.0	0	0	-	0	0	0	0	0	0.0	13
2017	Chicago	2	0	0	0	0	0.0	0.0	0	0	-	0	0	0	0	0	0.0	1
Bears totals		73	5	27	19	8	0.0	0.0	0	0	-	0	4	0	2	0	0.0	69
NFL totals		96	5	29	20	9	0.0	0.0	1	1	1	0	5	1	2	0	0.0	85

ADDITIONAL STATS: Blocked Punts - 1: 1 at TEN (1/4/12). Kickoff Returns - 11 for 230 yards.

SEASON / CAREER / PLAYOFF HIGHS

	2017	Career	Playoff
Tackles	None	6, at DET (10/18/15)	None
Solos	None	5, at DET (10/18/15)	None
Pass Defenses	None	1, five times	None
Interceptions	None	1, vs. NYG (10/10/10)	None



92 PERNELLE McPHEE

Ht: 6-3**Age:** 29**Bears Season:** 3**Acquired:** Unrestricted free agent in 2015 (BAL)**Wt:** 273**College:** Mississippi State**NFL Season:** 7

LINEBACKER

PRO CAREER: Appeared in 85 games over seven seasons with the Ravens (2011-14) and Bears (2015-17), starting 18 contests, posting 186 tackles, 27 sacks, 1 interception, 10 pass breakups, 35 TFLs, 6 forced fumbles and 1 fumble recovery ... owns 1 blocked field goal on special teams ... set career highs in tackles (64) and interceptions (1) in his first season as a Bear in 2015 ... helped Ravens to Super Bowl Championship after 2012 season, posting 4 tackles, 1 sack, 2 pass breakups, 1 forced fumble and 1 fumble recovery during the playoff run.

2017 SEASON: Appeared in two games as a reserve.

HONORS AND AWARDS: 2016: Ed Block Courage Award.

PREVIOUS SEASONS: 2016: Appeared in 9 games (Games 7-15) after being activated from PUP ... tallied 28 tackles, 4 sacks, 1 TFL and 1 forced fumble ... 4 sacks ranked 3rd on the team despite only seeing action in 9 games.

2015: Saw action in 14 contests (Games 1-8, 10-12 & 14-16) with 12 starts (Games 1-8, 10-12 & 14) at OLB ... gathered 64 tackles (4th on the team), 6 sacks (3rd on the team), 10 TFLs (tied for 2nd on the team), 1 interception, 1 forced fumble and 3 pass breakups ... added blocked field goal in Bears 18-17 victory in Game 5 at Kansas City, the first blocked kick of his career ... named a team captain by his teammates ... missed Games 9 and 13 due to a knee injury ... picked up first career interception in Game 4 vs. Oakland. **2014:** Saw action in all 16 games for the second consecutive season in Baltimore and produced 27 tackles and a career-high 7.5 sacks with 4 pass breakups and 1 FF for a defense that finished second in the league with 49 sacks and allowed the sixth-fewest points per game (18.9) in 2014 ... according to STATS, his 38 combined quarterback knockdowns and hurries in 2014 were 14th most in the NFL. **2013:** Produced 21 tackles, including 13 solo ... added 2 sacks (13 yards), 1 PD and 1 FF in 16 games. **2012:** Appeared in 12 games with 6 starts, missing 4 games with a thigh injury for the Ravens ... produced 21 tackles (18 solo) and 1.5 sacks (12 yards) ... started his first-career NFL game vs. CIN (9/10) ... played in 4 postseason contests, recording 4 tackles, 1 sack, 2 pass breakups, 1 forced fumble and 1 fumble recovery en route to a Super Bowl victory.

2011: Finished second on the Ravens with 6 sacks for the NFL's third-ranked defense (288.9 ypg) ... led all Ravens rookies with a career-high 23 tackles, while also netting 2 PD, 1 FF and 1 FR ... played in 2 postseason games, tallying 1 pass breakup.



2017 CHICAGO BEARS

Date	W/L	Opponent	Tkls-5	Sk-YL	INT-Yds	PD	FF	FR	TFL
9/10	L	ATL	0-0	0-0	0-0	0	0	0	0
9/17	L	at TB	2-2	0-0	0-0	0	1	0	0
9/24		PIT							
9/28		at GB							
10/9		MIN							
10/15		at BAL							
10/22		CAR							
10/29		at NO							
11/12		GB							
11/19		DET							
11/26		at PHI							
12/3		SF							
12/10		at CIN							
12/16		at DET							
12/24		CLE							
12/31		at MIN							
Totals	0-0		2-2	0-0	0-0	0	1	0	0

*Denotes Game Started

PERNELL McPHEE'S NFL STATISTICS

REGULAR SEASON


Year	Team	GP	GS	Tackles				Interceptions					Fumbles			Misc.		
				Tot	S	A	Sk	Yds	No	Yds	Lg	TD	PD	FF	FR	Yds	TFL	STT
2011	Baltimore	16	0	23	16	7	6.0	31.0	0	0	0	0	2	1	1	0	4.0	0
2012	Baltimore	12	6	21	18	3	1.5	12.0	0	0	0	0	0	0	0	0	4.0	0
2013	Baltimore	16	0	21	13	8	2.0	13.0	0	0	0	0	1	1	0	0	5.0	0
2014	Baltimore	16	0	27	17	10	7.5	50.0	0	0	0	0	4	1	0	0	11.0	0
2015	Chicago	14	12	64	43	21	6.0	41.0	1	13	13	0	3	0	0	0	10.0	0
2016	Chicago	9	0	28	17	11	4.0	34.0	0	0	-	0	0	1	0	0	1.0	0
2017	Chicago	2	0	2	2	0	0.0	0.0	0	0	-	0	0	1	0	0	0.0	0
Bears totals		25	12	94	62	32	10.0	75.0	1	13	13	0	3	2	0	0	11.0	0
NFL totals		85	18	186	126	60	27.0	181.0	1	13	13	0	10	5	1	0	35.0	0

POSTSEASON

Year	Team	GP	GS	Tackles				Interceptions					Fumbles			Misc.		
				Tot	S	A	Sk	Yds	No	Yds	Lg	TD	PD	FF	FR	Yds	TFL	STT
2011	Baltimore	2	0	0	0	0	0.0	0.0	0	0	0	0	1	0	0	0	0	0
2012	Baltimore	4	0	4	2	2	1.0	9.0	0	0	0	0	2	1	1	0	0	0
2014	Baltimore	2	0	4	0	4	0.5	2.0	0	0	0	0	0	0	0	0	0	0
NFL totals		6	0	8	2	6	1.5	11.0	0	0	0	0	4	1	1	0	0	0

SEASON / CAREER / PLAYOFF HIGHS

	2017	Career	Playoff
Tackles	None	9, twice	3, at DEN (1/12/13)
Solos	None	8, at SEA (9/27/15)	2, at DEN (1/12/13)
Sacks	None	2, four times	1, at DEN (1/12/13)



86 ZACH MILLER

Ht: 6-5**Wt:** 243**Age:** 33**College:** Nebraska-Omaha**Bears Season:** 3**NFL Season:** 6**Acquired:** Waived free agent in 2013 (TB)

TIGHT END

PRO CAREER: Owns 136 receptions for 1,476 yards (10.9 avg) and 13 touchdowns in 60 games (28 starts) over six NFL seasons with the Jaguars (2009-11) and Bears (2015-17) ... coming off of career highs in receptions (47) and yards (486)

2017 SEASON: Appeared in two games (one start), catching 10 passes for 81 yards (8.1 avg).

HONORS AND AWARDS: 2015: Brian Piccolo Award.

2017 CHICAGO BEARS

Date	W/L	Opp.	Rec	Yds	Avg	Long	TD
9/10*	L	ATL	4	39	9.8	12	0
9/17	L	vs. TB	6	42	7.0	12	0
9/24		PIT					
9/28		at GB					
10/9		MIN					
10/15		at BAL					
10/22		CAR					
10/29		at NO					
11/12		GB					
11/19		DET					
11/26		at PHI					
12/3		SF					
12/10		at CIN					
12/16		at DET					
12/24		CLE					
12/31		at MIN					
Totals	0-1		10	81	8.1	12	0

*Denotes Game Started

ZACH MILLER'S NFL STATISTICS

REGULAR SEASON

Year	Team	GP-GS	Rec	Yds	Avg	Lg	TD
2009	Jacksonville	14-0	21	212	10.1	62	2
2010	Jacksonville	15-5	20	216	10.8	52t	1
2011	Jacksonville	4-0	4	42	10.5	14t	1
2015	Chicago	15-14	34	439	12.9	87t	5
2016	Chicago	10-8	47	486	10.3	34	4
2017	Chicago	2-1	10	81	9.8	12	0
Bears totals		27-23	91	1,006	11.3	87t	9
NFL totals		60-28	136	1,476	10.9	87t	13

ADDITIONAL STATS: Kickoff Returns - 3 for 41 yards: 2009 (2 for 19 yards); 2010 (1 for 22 yards). Rushing - 3 for 12 yards: 2009 (1 for 3 yards); 2010 (2 for 9 yards). Special Teams Tackles - 23: 2009 (9); 2010 (12); 2011 (2).

SEASON / CAREER / PLAYOFF HIGHS

	2017	Career	Playoff
Receptions.....	6, at TB (9/17)	8, twice.....	None
Receiving Yards.....	42, at TB (9/17)	107, at STL (11/15/15)	None
Longest Reception.....	12, twice.....	87t, at STL (11/15/15)	None
Receiving TDs.....	None	2, three times.....	None



33 TAQUAN MIZZELL

Ht: 5-10

Wt: 185

Age: 23

College: Virginia

Bears Season: 1

NFL Season: 1

Acquired: Waiver claim in 2017 (BAL)

RUNNING BACK

PRO CAREER: Undrafted college free agent joins the Bears for his rookie season after a stint with the Ravens.

2017 SEASON: Inactive Game 1, did not play in Game 2.

COLLEGE: Saw action in 46 career games (22 starts) to finish his career as the only player in ACC history with 1,500-plus rushing and 1,500-plus career receiving yards... Recorded 2,075 career rushing yards, 1,560 receiving yards and 683 KOR yards... Ranks No. 2 all time at UVA with 195 receptions, which are the most ever by an ACC running back... Had at least 1 catch in 45-straight games to end his career... Named All-ACC honorable mention in 2016 after playing in all 12 games (11 starts) as a senior... Had a career-high 944 rushing yards and 5 rushing TDs, adding 52 receptions for 404 yards and 2 TDs... Earned third-team All-ACC honors in 2015 after recording 671 rushing yards and 4 TDs, adding 75 receptions for 721 receiving yards (new record by an ACC running back) and 4 TDs... Played in 12 games in 2014, rushing 64 times for 280 yards and 2 TDs, adding 39 receptions for 271 yards... Played in 10 games as a freshman and recorded 45 carries for 184 yards and 1 TD, adding 29 receptions for 164 yards and 1 TD... Graduated with an anthropology degree.

2017 CHICAGO BEARS

Date	W/L	Opp.	Rush	Yards	Avg.	Lg	TD	Rec.	Yards	Avg.	Lg	TD
9/10	L	ATL										
9/17	L	at TB										
9/24		PIT										
9/28		at GB										
10/9		MIN										
10/15		at BAL										
10/22		CAR										
10/29		at NO										
11/12		GB										
11/19		DET										
11/26		at PHI										
12/3		SF										
12/10		at CIN										
12/16		at DET										
12/24		CLE										
12/31		at MIN										
Totals	0-0		0	0	0.0	-	0	0	0	0.0	-	0

*Denotes Game Started


TAQUAN MIZZELL'S NFL STATISTICS

REGULAR SEASON

Year	Team	GP-GS	Rush	Yds	Avg	Lg	TD	Rec	Yds	Avg	Lg	TD	STT
2017	Chicago	0-0	0	0	0.0	-	0	0	0	0.0	-	0	0

SEASON / CAREER / PLAYOFF HIGHS

	2017	Career	Playoff
Rushes	None	None	None
Rushing Yards	None	None	None
Longest Run	None	None	None
Rushing TDs	None	None	None
Receptions	None	None	None
Receiving Yards	None	None	None
Longest Reception	None	None	None
Receiving TDs	None	None	None



16 PAT O'DONNELL

Ht: 6-4
Age: 26
Bears Season: 3
Acquired: 6th round of the 2014 draft (191st overall)

Wt: 217
College: Miami (FL)
NFL Season: 4

PUNTER

PRO CAREER: Enters fourth campaign with Chicago (2014-17), hitting 217 punts for 9,610 yards (44.3 gross avg) and landing 76 punts inside the 20 with 14 touchbacks ... 2 blocked punts and 855 return yards for a net average of 38.7 in 49 games ... ranks second in net punting average (since 1976) (39.7 in 2015), fourth in gross punting average (44.2 in 2015) and tied for sixth in punts inside the 20 (since 1976) (28 in 2015) in Bears single-season history ... named to the PFWA's and Mel Kiper's ESPN All-Rookie teams following the 2014 season.

2017 SEASON: In two games, punted 8 times for 412 yards (51.5 gross avg) and landed 4 punts inside the 20 with 2 touchbacks.

HONORS AND AWARDS: 2014: All-Rookie (PFWA & Mel Kiper).

2017 CHICAGO BEARS

DATE	W/L	Opp.	No.	Yds	Avg	Net	Long	In-20
9/10	L	ATL	5	244	48.8	40.0	69	3
9/17	L	at TB	3	168	56.0	43.7	63	1
9/24		PIT						
9/28		at GB						
10/9		MIN						
10/15		at BAL						
10/22		CAR						
10/29		at NO						
11/12		GB						
11/19		DET						
11/26		at PHI						
12/3		SF						
12/10		at CIN						
12/16		at DET						
12/24		CLE						
12/31		at MIN						
Totals	0-0		8	412	51.5	41.4	69	4

PAT O'DONNELL'S NFL STATISTICS


REGULAR SEASON

Year	Team	GP	Punts	Yds	Avg	Opp Ret	Yds	Net	TB	In-20	Lg	Blk
2014	Chicago	16	71	3,107	43.8	33	335	37.7	3	20	61	1
2015	Chicago	15	70	3,097	44.2	27	197	39.7	4	28	72	1
2016	Chicago	16	68	2,994	44.0	22	282	38.4	5	24	67	0
2017	Chicago	2	8	412	51.5	3	41	41.4	2	4	69	0
NFL totals		49	217	9,610	44.3	85	855	38.7	14	76	72	2

ADDITIONAL STATS: Special Teams Tackles - 4: 2014 (2); 2015 (2).

SEASON / CAREER / PLAYOFF HIGHS

	2017	Career	Playoff
Punts	5, vs. ATL (9/10)	10, at SEA (9/27/15)	None
Punting Yards	244, vs. ATL (9/10)	477, at SEA (9/27/15)	None
Gross Avg. (Min 4)	48.8, vs. ATL (9/10)	51.3, at ATL (10/12/14)	None
Punts In-the-20	3, vs. ATL (9/10)	4, twice	None
Longest Punt	69, vs. ATL (9/10)	72, at SEA (9/27/15)	None



95 ROY ROBERTSON-HARRIS

Ht: 6-7
Age: 24

Wt: 268
College: UTEP

Acquired: Undrafted free agent in 2016

DEFENSIVE LINE

PRO CAREER: Robertson-Harris joined the team as an undrafted free agent in 2016, appearing in the first three preseason games before he was placed on the illness/non-football injury list... Appeared in 2 career games, recording 2 tackles with 1 pass defense.

2017 SEASON: Appeared in two games as a reserve, recording 2 tackles and 1 pass defense.

COLLEGE: 2014 all-CUSA honorable mention player who tallied 138 career tackles, 25 TFLs, 10.5 sacks and 9 pass breakups in four seasons at UTEP (2012-15)... Team captain, started all 12 games as a senior... Placed 3rd on the team in tackles with 51, adding 7.5 TFLs, 2.5 sacks and 4 pass breakups... Started 13-of-13 games, posting 36 tackles, 9.5 TFLs, 3.5 sacks, 4 forced fumbles, 3 pass breakups and 1 fumble recovery... Ranked 1st on the team in TFLs, sacks and forced fumbles... 4 forced fumbles ranked tied for 2nd most in the conference... Helped UTEP reach its first Bowl game (New Mexico Bowl) since 2010... Appeared in 12 games with 8 starts as a sophomore... Notched 34 tackles, 3.5 sacks and ranked 2 on the team with 6 TFLs... Added 2 pass breakups and 1 fumble recovery... As a redshirt freshman, played in 10 contests, registering 17 tackles, 2 TFLs and 1 sack... First team all-Area and all-District 5-5A defense selection as a senior at South Grand Prairie H.S. (Grand Prairie, TX)... Collected 75 tackles, 26 TFLs, 9 sacks, 8 pass breakups and 1 fumble recovery... Played defensive end and outside linebacker... Two-time letter winner.

2017 CHICAGO BEARS

Date	W/L	Opponent	Tkls-S	Sk-YL	INT-Yds	PD	FF	FR	TFL
9/10	L	ATL	0-0	0-0	0-0	1	0	0	0
9/17	L	at TB	2-1	0-0	0-0	0	0	0	0
9/24		PIT							
9/28		at GB							
10/9		MIN							
10/15		at BAL							
10/22		CAR							
10/29		at NO							
11/12		GB							
11/19		DET							
11/26		at PHI							
12/3		SF							
12/10		at CIN							
12/16		at DET							
12/24		CLE							
12/31		at MIN							
Totals	0-0		2-1	0-0	0-0	1	0	0	0

*Denotes Game Started


ROY ROBERTSON-HARRIS' NFL STATISTICS

REGULAR SEASON

Year	Team	GP	GS	Tackles				Interceptions				Fumbles			Misc.			
				Tot	S	A	Sk	Yds	No	Yds	Lg	TD	PD	FF	FR	Yds	TFL	STT
2017	Chicago	2	0	2	1	1	0	0	0	0	-	0	1	0	0	0	0	0

SEASON / CAREER / PLAYOFF HIGHS

	2017	Career	Playoff
Tackles	2, at TB (9/17)	None	None
Solos	1, at TB (9/17)	None	None
Sacks	None	None	None

**6****MARK
SANCHEZ****Ht:** 6-2**Wt:** 225**Age:** 31**College:** USC**Bears Season:** 1**NFL Season:** 9**Acquired:** Unrestricted free agent in 2017 (DAL)**QUARTERBACK**

PRO CAREER: Has started 72 of 77 games over eight seasons with the New York Jets, (2009-12), Philadelphia Eagles (2014-15), and Dallas Cowboys (2016), completing 1,295-of-2,285 pass attempts (56.7 percent) for 15,219 yards, 86 touchdowns and 86 interceptions for a QB rating of 73.9.... Has added 449 yards on 169 attempts (2.7 avg) and 13 touchdowns... Owns a 37-35 as a starter... Led the Jets to the AFC championship game as a rookie following the 2009 season and again the following post-season following the 2010 campaign... 2010 AFC Championship appearance made him one of only six rookie quarterbacks in NFL history to lead their team to that fame... Set a career-high in passing yards (3,474) and passing (26) and rushing (6) touchdowns in the 2011 season... Missed the 2013 season due to injury

2017 SEASON: Inactive for games 1 and 2.

HORNS AND AWARDS: 2009 - PFWA ALL-Rookie Team

PREVIOUS SEASONS: 2016: Appeared in 2 games as a sub for the Dallas Cowboys, completing 10-of-18 passes (55.6 percent) and 2 interceptions. 2015: Appeared in 4 games with 2 starts for the Philadelphia Eagles... Completed 59-of-91 passes (64.8 percent) for 616 yards, 4 touchdowns and 4 interceptions for a QB rating of 80.7... Added 22 rushing yards on 6 attempts (3.7 avg). 2014 - Appeared in 9 games with 8 starts for the Philadelphia Eagles... Completed 198-of-309 passes (64.1 percent) for 2,418 yards, 14 touchdowns and 11 interceptions for a career-high QB rating of 88.4... Added 87 rushing yards on 34 attempts (2.6 avg) and 1 touchdown. 2013 - Spent the season on Injured Reserve after suffering a shoulder injury during the pre-season. 2012 - Started 15 games for the New York Jets... Completed 246-of-453 attempts (54.3 percent) for 2,883 yards, 13 touchdowns and 18 interceptions for a QB rating of 66.9... Added 28 rushing yards. 2011 - Started all 16 games for the New York Jets... Completed 308-of-543 passes for a 3,474 yards (56.7 percent), 26 touchdowns (both career-highs) and 18 interceptions for a QB rating of 78.2... Added 103 rushing yards on 37 attempts (2.8 avg) and 6 touchdowns (career-high). 2010 - Started all 16 games for the New York Jets... Completed 278-of-507 passes (54.8 percent) for 3,291 yards, 17 touchdowns and 13 interceptions for a QB rating of 75.3... Added 105 yards on the ground on 30 attempts (3.5 avg) and 3 touchdowns... Led the team to the AFC championship game for the second season in a row. 2009 - Started 15 games as a rookie for the New York Jets... Completed 196-of-364 passes (53.8 percent) for 2,444 yards, 12 touchdowns and 20 interceptions... Added 106 rushing yards on 36 attempts (2.9 avg) and 3 touchdowns... One of only six rookie quarterbacks in league history to lead team to conference championship game.

2017 CHICAGO BEARS

Date	W/L	Opp.	Att	Cmp	Yds	Pct.	TD	INT	Lg	Sk/Lst	Rtg
9/10	L	Atl				INACTIVE					
9/29	L	at TB				INACTIVE					
10/13		Pit									
10/20		at GB									
10/24		Min									
11/3		at Bal									
11/11		Car									
11/17		at NO									
11/24		GB									
12/1		Det									
12/8		at Phi									
12/15		SF									
12/22		at Cin									
12/29		at Det									
12/24		Cle									
12/31		at Min									
Totals	0-0		0	0	0	-	0	0	-	0/0	-



MARK SANCHEZ'S NFL STATISTICS

REGULAR SEASON

Year	Team	GP-GS	Att	Cmp	Pct	Yds	Yds/Att	TD	Int	Lg	Sk-Yds	Rating
2009	N.Y. Jets	15-15	364	196	53.8	2,444	6.7	12	20	65t	26-195	63.0
2010	N.Y. Jets	16-16	507	278	54.8	3,291	6.5	17	13	74t	27-171	75.3
2011	N.Y. Jets	16-16	543	308	56.7	3,474	6.4	26	18	74	39-243	78.2
2012	N.Y. Jets	15-15	453	246	54.3	2,883	6.4	13	18	66	34-209	66.9
2014	Philadelphia	9-8	309	198	64.1	2,418	7.8	14	11	72	23-151	88.4
2015	Philadelphia	4-2	91	59	64.8	616	6.8	4	4	43	9-54	80.7
2016	Dallas	2-0	18	10	55.6	93	5.2	0	2	33	3-25	30.3
2017	Chicago	0-0	0	0	0.0	0	0.0	0	0	-	0-0	-
NFL totals		77-72	2,285	1,295	56.7	15,219	6.7	86	86	74t	161-1,048	73.9

Record as Starter: 37-35 (.514) - 2009 (8-7), 2010 (11-5), 2011 (8-8), 2012 (6-9), 2014 (4-4), 2015 (0-2).

ADDITIONAL STATS: Fumbles-Lost -- (51-24): 2009 (10-3), 2010 (9-1), 2011 (10-8), 2011 (10-8), 2012 (14-8), 2014 (7-3), 2015 (1-1).

Year	Team	Rush	Yds	Avg	Lg	TD
2009	N.Y. Jets	36	106	2.9	14t	3
2010	N.Y. Jets	30	105	3.5	20	3
2011	N.Y. Jets	37	103	2.8	25	6
2012	N.Y. Jets	22	28	1.3	8	0
2014	Philadelphia	34	87	2.6	15	1
2015	Philadelphia	6	22	3.7	11	0
2016	Dallas	4	-2	-0.5	1	0
NFL totals		169	449	2.7	25	13

POSTSEASON

Year	Team	GP-GS	Att	Cmp	Pct	Yds	Yds/Att	TD	Int	Lg	Sk-Yds	Rating
2009	N.Y. Jets	3-3	68	41	60.3	539	7.9	4	2	80t	1-7	92.7
2010	N.Y. Jets	3-3	89	54	60.7	616	6.9	5	1	58t	3-19	95.5
NFL totals		6-6	157	95	60.5	1,155	7.4	9	3	80t	4-26	94.3

SEASON / CAREER / PLAYOFF HIGHS

	2017	Career	Playoff
Attempts	None	59, vs. NYG (12/24/11)	33, at PIT (1/23/11)
Completions	None	37, at WAS (12/20/14)	20, at PIT (1/23/11)
Passing Yards	None	374, at WAS (12/20/14)	257, at IND (1/24/10)
TD Passes	None	4, vs. BUF (11/27/11)	3, at NE (1/16/11)
Interceptions	None	5, vs. BUF (10/18/09)	1, three times
Longest Completion	None	74t, at DET (11/7/10)	80t, at IND (1/24/10)



87 ADAM SHAHEEN

Ht: 6-6**Wt:** 278**Age:** 24**College:** Ashland**Acquired:** 2nd round of the 2017 draft (45th overall)

TIGHT END

COLLEGE CAREER: Caught 124 passes for 1,755 yards (14.1 avg) and 26 touchdowns in 31 career games at Ashland ... ranks fifth all time in school history in career receptions, 10th in career receiving yards and 2nd in catches in a season ... caught a school record 4 touchdowns vs. Northwood (10/9/16) ... as a junior he led all Division II tight ends in receptions (52) and yards (867) and led all college football tight ends with 16 touchdown receptions, setting an Ashland single-season record in the process ... set a program record his sophomore year with 70 catches, also good for the highest total for any tight end at any NCAA level in 2015 ... earned American Football Coaches Association (AFCA) Division II Coaches' All-America.

2017 SEASON: Appeared in two games as a reserve.

2017 CHICAGO BEARS

Date	W/L	Opp.	Rec	Yds	Avg	Long	TD
9/10	L	ATL	0	0	0.0	-	0
9/17	L	at TB	0	0	0.0	-	0
9/24		PIT					
9/28		at GB					
10/9		MIN					
10/15		at BAL					
10/22		CAR					
10/29		at NO					
11/12		GB					
11/19		DET					
11/26		at PHI					
12/3		SF					
12/10		at CIN					
12/16		at DET					
12/24		CLE					
12/31		at MIN					
Totals	0-0		0	0	0.0	-	0

*Denotes Games Started

ADAM SHAHEEN'S NFL STATISTICS

REGULAR SEASON

Year	Team	GP-GS	Rec	Yds	Avg	Lg	TD
2017	Chicago	2-0	0	0	0.0	-	0

SEASON / CAREER / PLAYOFF HIGHS

	2017	Career	Playoff
Receptions	None	None	None
Receiving Yards	None	None	None
Longest Reception	None	None	None
Receiving TDs	None	None	None

ADAM SHAHEEN'S COLLEGE STATISTICS

Year	Team	GP	Rec	Yds	Avg	Lg	TD
2014	Ashland	9	2	85	42.5	43	0
2015	Ashland	11	70	803	11.5	76	10
2016	Ashland	11	52	867	15.2	70	16
Totals		31	124	1,755	14.1	76	26



88 DION SIMS

Ht: 6-4**Wt:** 271**Age:** 26**College:** Michigan State**Bears Season:** 1**NFL Season:** 5**Acquired:** Unrestricted free agent 2017 (MIA)

TIGHT END

PRO CAREER: Appeared in 58 games (24 starts) in five seasons with Miami Dolphins (2013-16) and Chicago Bears (2017), catching 76 passes for 730 yards (9.6 avg) and 8 touchdowns... 8 touchdowns in Miami ranked second most by a Dolphins tight end since 2013.

2017 SEASON: Started two games, catching 2 passes for 31 yards (15.5 avg).

PREVIOUS SEASONS: 2016: Appeared in 14 games (11 starts) for the Miami Dolphins ... caught 26 passes for 256 yards (9.8 avg) and 4 touchdowns ... ranked 2nd on team in TDs ... 26 receptions and 4 TDs are both career-highs.

2015: Appeared in 13 games (4 starts) for the Dolphins ... caught 18 passes for 127 yards and 1 touchdown ... **2014:** Saw action in 14 games (2 starts) for the Dolphins ... recorded 24 receptions for 284 yards and 2 touchdowns ...

2013: Played in 15 games (5 starts) as a rookie for the Dolphins ... caught 6 passes for 32 yards and 1 touchdown.

2017 CHICAGO BEARS

Date	W/L	Opp.	Rec	Yds	Avg	Long	TD
9/10*	L	ATL	2	31	15.5	22	0
9/17*	L	at TB	0	0	0.0	-	0
9/24		PIT					
9/28		at GB					
10/9		MIN					
10/15		at BAL					
10/22		CAR					
10/29		at NO					
11/12		GB					
11/19		DET					
11/26		at PHI					
12/3		SF					
12/10		at CIN					
12/16		at DET					
12/24		CLE					
12/31		at MIN					
Totals	0-2		2	31	15.5	22	0

*Denotes Games Started

DION SIMS' NFL STATISTICS

REGULAR SEASON

Year	Team	GP-GS	Rec	Yds	Avg	Lg	TD
2013	Miami	15-5	6	32	5.3	8	1
2014	Miami	14-2	24	284	11.8	38	2
2015	Miami	13-4	18	127	7.1	22	1
2016	Miami	14-11	26	256	9.8	28	4
2017	Chicago	2-2	2	31	15.5	22	0
NFL totals		58-24	76	730	9.6	38	8


ADDITIONAL STATS: Kickoff Returns - 3 for 17 yards: 2011 (2 for 7 yards); 2014 (1 for 10 yards).

SEASON / CAREER / PLAYOFF HIGHS

	2017	Career	Playoff
Receptions	2, vs. ATL (9/10)	4, six times	5, at PIT (1/8/17)
Receiving Yards	31, vs. ATL (9/10)	58, at NYJ (12/1/14)	34, at PIT (1/8/17)
Longest Reception	22, vs. ATL (9/10)	38, at JAX (10/26/14)	17, at PIT (1/8/17)
Receivng TDs	None	2, at NYJ (12/17)	None



71 JOSH SITTON



Ht: 6-3 Wt: 318
Age: 31 College: UCF
Bears Season: 2 NFL Season: 10
Acquired: Waived FA in 2016 (GB)

OFFENSIVE LINE

PRO CAREER: Appeared in 136 games (126 starts) in 10 seasons with the Green Bay Packers (2008-15) and Chicago Bears (2016-17).

2017 SEASON: Started two games at RG.

HONORS AND AWARDS: Pro -Bowl Selection: 2012, 2014, 2015, 2016; 2014 PFWA All-NFL team.

JOSH SITTON'S NFL STATISTICS

REGULAR SEASON

GAMES PLAYED-STARTED - 136-126: 2008 GB (11-2); 2009 GB (16-16); 2010 GB (16-16); 2011 GB (14-14); 2012 GB (16-16); 2013 GB (16-16); 2014 GB (16-16); 2015 GB (16-16); 2016 CHI (13-12); 2017 CHI (2-2).



79 BRADLEY SOWELL

Ht: 6-7 Wt: 309
Age: 28 College: Mississippi
Bears Season: 1 NFL Season: 6
Acquired: Unrestricted free agent signing 2017 (SEA)

OFFENSIVE LINE

PRO CAREER: Appeared in 70 games (21 starts) over 6 seasons with the Indianapolis Colts (2012), Arizona Cardinals (2013-15), Seattle Seahawks (2016) and Chicago Bears (2017)

2017 SEASON: Appeared into two games as a reserve.


BRADLEY SOWELL'S NFL STATISTICS

REGULAR SEASON

GAMES PLAYED-STARTED - 70-21: 2012 IND (10-0); 2013 ARI (16-12); 2014 ARI (16-0); 2015 ARI (16-0); 2016 SEA (10-9); 2017 CHI (2-0).

POSTSEASON

GAMES PLAYED-STARTED - 5-0: 2012 IND (1-0); 2014 ARI (1-0); 2015 ARI (2-0); 2016 SEA (1-0).



14 DEONTE THOMPSON

Ht: 6-0

Age: 28

Bears Season: 3

Acquired: Waived free agent in 2015 (BUF)

Wt: 205

College: Florida

NFL Season: 5

WIDE RECEIVER/KICK RETURNER

PRO CAREER: Appeared in 39 games (7 starts) over six seasons with the Baltimore Ravens (2012-13), Buffalo Bills (2014) and Chicago Bears (2015-17), grabbing 44 receptions for 549 yards (12.5 avg)... Added 75 kickoff returns for 1,893 yards (25.2 avg)... Ranked 2nd in the NFL in kickoff return average in 2015, averaging 29.2 yards per return (minimum 10 returns)... Set career-highs in receptions (22), receiving yards (249), touchdowns (2), kick returns (35) and kick return yards (804) in 2016.

2017 SEASON: Appeared in two games (one start), catching 5 passes for 72 yards (14.4 avg) and 1 touchdown... Added 4 kickoff returns for 90 yards (25.2 avg).

2017 CHICAGO BEARS

Date	W/L	Opp.	Rec	Yds	Avg	Long	TD
9/10*	L	ATL	1	15	15.0	15	0
9/17	L	at TB	4	57	14.3	20	1
9/24		PIT					
9/28		at GB					
10/9		MIN					
10/15		at BAL					
10/22		CAR					
10/29		at NO					
11/12		GB					
11/19		DET					
11/26		at PHI					
12/3		SF					
12/10		at CIN					
12/16		at DET					
12/24		CLE					
12/31		at MIN					
Totals	0-1		5	72	14.4	20	1



DEONTE THOMPSON'S NFL STATISTICS

REGULAR SEASON

Year	Team	GP-GS	Rec	Yds	Avg	Lg	TD	Rush	Yds	Avg	Lg	TD	STT
2012	Baltimore	6-0	5	51	10.2	25	0	0	0	-	-	0	0
2013	Baltimore	7-0	10	96	9.6	33	0	0	0	-	-	0	0
2014	Buffalo	1-0	0	0	-	-	0	0	0	-	-	0	0
2015	Chicago	7-0	2	81	40.5	45	0	0	0	-	-	0	0
2016	Chicago	16-6	22	249	11.3	24	2	0	0	-	-	0	0
2017	Chicago	2-1	5	72	14.4	20	1	0	0	-	-	0	0
Bears totals		25-7	29	402	13.9	45	3	0	0	-	-	0	0
NFL totals		39-7	44	549	12.5	45	3	0	0	-	-	0	0

Year	Team	KR	Yds	Avg	LG	TD	PR	FC	Yds	Avg	Lg	TD
2012	Baltimore	15	389	25.9	49	0	0	0	0	-	-	0
2013	Baltimore	7	201	28.7	47	0	0	0	0	-	-	0
2014	Buffalo	0	0	-	-	0	0	0	0	-	-	0
2015	Chicago	14	409	29.2	74	0	0	0	0	-	-	0
2016	Chicago	35	804	23.0	64	0	0	0	0	-	-	0
2017	Chicago	4	90	23.5	27	0	0	0	0	-	-	0
Bears totals		53	1,303	24.7	74	0	0	0	0	-	-	0
NFL totals		75	1,893	25.2	74	0	0	0	0	-	-	0

SEASON / CAREER / PLAYOFF HIGHS

	2017	Career	Playoff
Receptions.....	4, at TB (9/17)	8, vs. GB (12/18/16)	None
Receiving Yards.....	57, at TB (9/17)	110, vs. GB (12/18/16)	None
Longest Reception.....	20, at TB (9/17)	45, vs. DET (1/3/16)	None
Receiving TDs.....	1, at TB (9/17)	1, three times	None



59 DANNY TREVATHAN

Ht: 6-1

Wt: 239

Age: 27

College: Kentucky

Bears Season: 2

NFL Season: 6

Acquired: Unrestricted free agent in 2016 (DEN)

LINEBACKER

PRO CAREER: Started 42-of-61 career games in six seasons with the Denver Broncos (2012-15) and the Chicago Bears (2016-17), producing 354 tackles, 4 sacks, 5 interceptions – including 1 returned for a touchdown – 22 pass breakups, 12 TFLs, 3 forced fumbles and 1 fumble recovery ... led the Broncos in total tackles (275) over his four seasons with the team (2012-15) ... his 125 tackles in 2013 were the most by a Broncos defender since 2007 ... led the Broncos in tackles twice (125 in 2013 & 109 in 2015) ... appeared in seven postseason contests with six starts... collected 46 tackles, 1 pass breakup, 2 TFLs and 1 fumble recovery during the playoffs ... won Super Bowl 50 with the Broncos.

2017 SEASON: Started two games, recording 6 tackles and 1 pass breakup.

PREVIOUS SEASONS: 2016: Appeared in 9 games (Games 1-2 & 5-11) with 8 starts (Games 1-2, 5-6 and 8-11) with the Bears, recording 73 tackles, 3 pass breakups, 1 sack and 1 TFL before going on injured reserve. **2015:** Started all 15 games he appeared in for the Super Bowl Champion Denver Broncos ... recorded a team-high 109 tackles, 2 interceptions, 1 interception return for touchdown, 6 pass breakups and 3 TFLs ... started all three of Denver's playoff games, posting a team-high 22 tackles with 1 pass breakup, 1 TFL and 2 fumble recoveries. **2014:** Finished the season with 11 tackles in 3 games (1 start) ... placed on injured reserve December 16 with a knee injury. **2013:** Started 16-of-16 contests for Denver, posting career highs in tackles (125), sacks (2), interceptions (3), pass breakups (10), TFLs (7), forced fumbles (3) and fumble recoveries (1) ... added 4 STTs ... 125 tackles led the Broncos ... appeared in 3 postseason contests, producing 24 tackles and 1 TFL ... made a game-high 12 tackles in Super Bowl XLVIII vs. Seattle (2/2). **2012:** Played in all 16 games for the Broncos as a rookie ... collected 30 tackles, 1 sack, 2 pass breakups and 1 TFL ... added 3 special teams tackles ... finished second among the team's rookies with 30 defensive stops ... saw action in one postseason contest.

2017 CHICAGO BEARS

Date	W/L	Opponent	Tkls-S	Sk-YL	INT-Yds	PD	FF	FR	TFL
9/10*	L	ATL	2-2	0-0	0-0	0	0	0	0
9/17*	L	at TB	4-3	0-0	0-0	1	0	0	0
9/24		PIT							
9/28		at GB							
10/9		MIN							
10/15		at BAL							
10/22		CAR							
10/29		at NO							
11/12		GB							
11/19		DET							
11/26		at PHI							
12/3		SF							
12/10		at CIN							
12/16		at DET							
12/24		CLE							
12/31		at MIN							
Totals	0-2		6-5	0-0	0-0	1	0	0	0

*Denotes Game Started



DANNY TREVATHAN'S CAREER STATISTICS

REGULAR SEASON


Year	Team	GP	GS	Tackles					Interceptions					Fumbles			Misc.	
				Tot	S	A	Sk	Yds	No	Yds	Lg	TD	PD	FF	FR	Yds	TFL	STT
2012	Denver	16	0	30	21	9	1.0	0.0	0	0	-	0	2	0	0	0	1	3
2013	Denver	16	16	125	85	40	2.0	18.0	3	29	29	0	10	3	1	0	7	4
2014	Denver	3	1	11	9	2	0.0	0.0	0	0	-	0	0	0	0	0	0	0
2015	Denver	15	15	109	73	36	0.0	0.0	2	39	25t	1	6	0	0	0	3	0
2016	Chicago	9	8	73	49	24	1.0	7.0	0	0	-	0	3	0	0	0	1	0
2017	Chicago	2	2	6	5	0	0.0	0.0	0	0	-	0	1	0	0	0	0	0
Bears totals		11	10	79	54	25	1.0	7.0	0	0	-	0	4	0	0	0	1	0
NFL totals		61	42	354	242	112	4.0	25.0	5	68	29	1	22	3	1	0	12	7

POSTSEASON

Year	Team	GP	GS	Tackles					Interceptions					Fumbles			Misc.	
				Tot	S	A	Sk	Yds	No	Yds	Lg	TD	PD	FF	FR	Yds	TFL	STT
2012	Denver	1	0	0	0	0	0.0	0.0	0	0	-	0	0	0	0	0	0	0
2013	Denver	3	3	24	18	6	0.0	0.0	0	0	-	0	0	0	0	0	1	1
2015	Denver	3	3	22	16	6	0.0	0.0	0	0	-	0	1	0	2	0	1	0
NFL totals		7	6	46	34	12	0.0	0.0	0	0	-	0	1	0	2	0	2	1

SEASON / CAREER / PLAYOFF HIGHS

	2017	Career	Playoff
Tackles	4, at TB (9/17)	19, at IND (11/8/15)	12, vs. SEA (2/2/14)
Solos	3, at TB (9/17)	9, four times	8, twice
Tackles For Loss	None	2, at HOU (12/22/13)	1, twice
Interceptions	None	1, five times	None
Sacks	None	1, four times	None



10 MITCHELL TRUBISKY

Ht: 6-3

Wt: 222

Age: 23

College: North Carolina

Acquired: 1st round of the 2017 draft (2nd overall)

QUARTERBACK

COLLEGE CAREER: Started 13-of-34 career games for North Carolina, completing 386-of-572 passes (67.5 pct.) for 4,762 yards, 41 touchdowns and 10 interceptions in three seasons of action ... added 439 rushing yards on 120 attempts (3.7 avg) and 8 touchdowns ... as a junior, was a semifinalist for the Davey O'Brien and Maxwell Awards ... finished his career at North Carolina ranked 5th in passing touchdowns (41), 6th in passing yards (4,762) and 7th in total offense (5,201).

2017 SEASON: Active, but did not play in two games.

JUNIOR: Started all 13 games in his first season as a starter for the Tar Heels ... set UNC single-season records for passing yards (3,748), passing touchdowns (30) and total offense (4,056) while completing 304-of-477 (68.0) passes on the year ... set the multi-game school record with 30 consecutive completions over two games (last 18 vs. JMU; first 12 vs. Pitt) ... also set the school record for most passing yards in consecutive games with 885 (432 vs. JMU; 453 vs. Pitt) ... added 308 rushing yards on 93 attempts (3.3 avg) and 5 touchdowns ... set career highs with 453 yards and 5 touchdowns with zero interceptions on 35-of-46 passing vs. Pitt ... was named the Walter Camp offensive player of the week for his performance ... threw for 280 yards and 2 touchdowns on 23-of-39 passing vs. Stanford in the Sun Bowl ... named a semifinalist for Davey O'Brien and Maxwell Awards ... finalist for Johnny Unitas Golden Arm Award.

SOPHOMORE: Appeared in 9 games, completing 40-of-47 passes for 555 yards and 6 touchdowns ... added 16 rushes for 101 yards and 3 touchdowns. **FRESHMAN:** Appeared in 12 games, completing 42-of-78 passes for 459 yards, 4 touchdowns and 4 interceptions ... added 11 rushes for 30 yards.

PERSONAL: Named Mr. Football in the state of Ohio by the Associated Press, an annual award given to the top high school player regardless of division ... ranked the No. 19 quarterback in the country by Scout.com ... prepstar All-Midwest Region ... honorable-mention Parade All-America ... member of the ESPN 300 team ... is the most prolific passer in the Greater Cleveland area, becoming the first to pass for more than 9,000 career yards and more than 4,000 yards as a senior ... rated the No. 1 dual-threat quarterback by 247sports.com and the No. 3 player in Ohio ... passed for 4,063 yards as a senior, including 1,593 in four playoff games ... also rushed for 899 yards ... scored 108 points and was responsible for 51 touchdowns ... threw for 42 touchdowns and rushed for 18 ... team finished 12-2 and advanced to the state semifinals ... mentor was 30-8 during his three-years the quarterback ... among the top 10 passers in Ohio history with 9,126 yards and 92 touchdowns ... also rushed for 1,559 career yards and 33 touchdowns, averaging 4.1 per carry ... also served as Mentor's punter in 2012 and had a 40.8 average ... coached by Steve Trivisonno.

MITCHELL TRUBISKY'S COLLEGE STATISTICS

Year	Team	GP-GS	Att	Cmp	Pct	Yds	Yds/Att	TD	Int	Lg
2014	North Carolina	12-0	78	42	53.8	459	5.9	5	4	39
2015	North Carolina	9-0	47	40	85.1	555	11.8	6	0	64
2016	North Carolina	13-13	447	304	68.0	3,748	8.4	30	6	75
Totals		34-13	572	386	67.5	4,762	8.3	41	10	75

Year	Team	Rush	Yds	Avg	Lg	TD
2014	North Carolina	11	30	2.7	16	0
2015	North Carolina	16	101	6.3	35	3
2016	North Carolina	93	308	3.3	39	5
Totals		120	439	3.7	39	8



CHICAGO BEARS BIOGRAPHIES

2017 CHICAGO BEARS

Date	W/L	Opp.	Att	Cmp	Yds	Pct.	TD	INT	Lg	Sk/Lst	Rtg
9/10	L	Atl									
9/29	L	at TB									
10/13		Pit									
10/20		at GB									
10/24		Min									
11/3		at Bal									
11/11		Car									
11/17		at NO									
11/24		GB									
12/1		Det									
12/8		at Phi									
12/15		SF									
12/22		at Cin									
12/29		at Det									
12/24		Cle									
12/31		at Min									
Totals	0-0		0	0	0	-	0	0	-	0/0	-

MITCHELL TRUBISKY'S NFL STATISTICS


REGULAR SEASON

Year	Team	GP-GS	Att	Cmp	Pct	Yds	Yds/Att	TD	Int	Lg	Sk-Yds	Rating
2017	Chicago	0-0	0	0	0.0	0	-	0	0	-	0-0	-

Year	Team	Rush	Yds	Avg	Lg	TD
2017	Chicago	0	0	0.0	-	0

SEASON / CAREER / PLAYOFF HIGHS

	2017	Career	Playoff
Attempts	None	None	None
Completions	None	None	None
Passing Yards	None	None	None
TD Passes	None	None	None
Interceptions	None	None	None
Longest Completion	None	None	None



98 MITCH UNREIN

Ht: 6-4 **Wt:** 299
Age: 30 **College:** Wyoming
Bears Season: 2 **NFL Season:** 7
Acquired: Waived free agent in 2015 (SD)

DEFENSIVE LINE

PRO CAREER: Appeared in 85 games with 17 starts over seven seasons with the Denver Broncos (2011-14), San Diego Chargers (2015) and Chicago Bears (2015-17), recording 121 tackles, 5 TFLs, 2 sacks and 1 fumble recovery ... saw action in six postseason contests with Denver, recording 6 tackles and 1 TFL.

2017 SEASON: Appeared in 2 games (one start), recording 7 tackles and 1 TFL.

2017 CHICAGO BEARS

Date	W/L	Opponent	Tkls-S	Sk-YL	INT-Yds	PD	FF	FR	TFL
9/10	L	ATL	3-1	0-0	0-0	0	0	0	0
9/17*	L	at TB	4-3	0-0	0-0	0	0	0	1
9/24		PIT							
9/28		at GB							
10/9		MIN							
10/15	L	at BAL							
10/22		CAR							
10/29		at NO							
11/12		GB							
11/19		DET							
11/26		at PHI							
12/3		SF							
12/10		at CIN							
12/16		at DET							
12/24		CLE							
12/31		at MIN							
Totals	0-1		7-4	0-0	0-0	0	0	0	1

*Denotes Game Started

MITCH UNREIN'S NFL STATISTICS

REGULAR SEASON

Year	Team	GP	GS	Tackles					Interceptions					Fumbles			Misc.		
				Tot	S	A	Sk	Yds	No	Yds	Lg	TD	PD	FF	FR	Yds	TFL	STT	
2011	Denver	14	0	7	5	2	0.0	0.0	0	0	-	0	0	0	0	0	0	0.0	1
2012	Denver	16	2	20	12	8	0.0	0.0	0	0	-	0	0	0	0	1	n/a	0.0	0
2013	Denver	16	1	20	15	5	0.0	0.0	0	0	-	0	0	0	0	0	0	1.0	0
2014	Denver	8	0	1	1	0	0.0	0.0	0	0	-	0	0	0	0	0	0	0.0	0
2015	TOTAL	16	4	33	20	13	1.0	6.0	0	0	-	0	0	0	0	0	0	2.0	0
2016	Chicago	13	9	33	17	16	1.0	3.0	0	0	-	0	0	0	0	0	0	1.0	0
2017	Chicago	2	1	7	4	3	0.0	0.0	0	0	-	0	0	0	0	0	0	0.0	0
Bears totals		15	10	40	21	19	1.0	3.0	0	0	-	0	0	0	0	0	0	1.0	0
NFL totals		85	17	121	74	47	2.0	9.0	0	0	-	0	0	0	0	1	0	4.0	1

POSTSEASON

Year	Team	GP	GS	Tackles					Interceptions					Fumbles			Misc.			
				Tot	S	A	Sk	Yds	No	Yds	Lg	TD	PD	FF	FR	Yds	TFL	STT		
2011	Denver	2	0	1	0	1	0	0	0	0	-	0	0	0	0	0	0	0	0	0
2012	Denver	1	0	3	1	2	0	0	0	0	-	0	0	0	0	0	0	0	0	0
2013	Denver	3	0	2	1	1	0	0	0	0	-	0	0	0	0	0	0	1	0	0
NFL Totals		6	0	6	2	4	0	0	0	0	-	0	0	0	0	0	0	1	0	0

SEASON / CAREER / PLAYOFF HIGHS

	2017	Career	Playoff
Tackles	4, at TB (9/17)	5, twice	3, vs. BAL (1/12/13)
Solos	3, at TB (9/17)	4, at MIN (12/20)	1, twice
Sacks	None	1, vs. WAS (12/13)	None
Sack Yards	None	6, vs. WAS (12/13)	None



12 MARKUS WHEATON

Ht: 5-11**Wt:** 189**Age:** 26**College:** Oregon State**Bears Season:** 1**NFL Season:** 5**Acquired:** Unrestricted free agent in 2017 (PIT)

WIDE RECEIVER

PRO CAREER: Owns 107 receptions for 1,508 yards (14.1 avg) and 8 touchdowns in 47 games (22 starts) over four NFL seasons with the Pittsburgh Steelers (2013-16) ... set career-highs in receptions (53) in 2014 and receiving yards (749) and touchdowns (5) in 2015.

2017 SEASON: Inactive for Games 1 and 2.

PREVIOUS SEASONS: 2016: Was limited to four receptions for 51 yards (12.8 avg) and one touchdown in three games (two starts) due to injury with the Pittsburgh Steelers. **2015:** Appeared in 16 games (8 starts) for the Steelers, recording 44 receptions for a career-high 749 yards (17.0 avg) ... also caught a career-high five touchdowns, good for third best on the team. **2014:** Played in 16 games (11 starts) for the Steelers recording a career-high 53 receptions for 644 yards (12.2 avg) and two TDs ... finished fourth on the team in yards and receptions. **2013:** Caught six passes for 64 yards (5.3 avg) as a rookie for the Steelers.

2017 CHICAGO BEARS

Date	W/L	Opp.	Rec	Yds	Avg	Long	TD
9/10	L	ATL					INACTIVE
9/17	L	at TB					INACTIVE
9/24		PIT					
9/28		at GB					
10/9		MIN					
10/15		at BAL					
10/22		CAR					
10/29		at NO					
11/12		GB					
11/19		DET					
11/26		at PHI					
12/3		SF					
12/10		at CIN					
12/16		at DET					
12/24		CLE					
12/31		at MIN					
Totals			0	0	0.0	-	0

MARKUS WHEATON'S NFL STATISTICS

REGULAR SEASON

Year	Team	GP-GS	Rec	Yds	Avg	Lg	TD	Rush	Yds	Avg	Lg	TD	STT
2013	Pittsburgh	12-1	6	64	10.7	21	0	0	0	0.0	-	0	0
2014	Pittsburgh	16-11	53	644	12.2	47t	2	4	19	4.8	12	0	0
2015	Pittsburgh	16-8	44	749	17.0	72t	5	0	0	0.0	-	0	0
2016	Pittsburgh	3-2	4	51	12.8	30t	1	0	0	0.0	-	0	0
2017	Chicago	0-0	0	0	0.0	-	0	0	0	0.0	-	0	0
NFL totals		47-22	107	1,508	14.1	72t	8	4	19	4.8	12	0	0

SEASON / CAREER / PLAYOFF HIGHS

	2017	Career	Playoff
Receptions.....	None	9, at SEA (11/29/15).....	None
Receiving Yards.....	None	201, at SEA (11/29/15).....	None
Longest Reception.....	None	72t, at SD (10/12/15).....	None
Receiving TDs.....	None	1, eight times.....	None



11 KEVIN WHITE

Ht: 6-3

Age: 25

Bears Season: 3

Acquired: 1st round of the 2015 draft (7th overall)

Wt: 216

College: West Virginia

NFL Season: 3

WIDE RECEIVER

PRO CAREER: Started five games in three NFL seasons, catching 21 passes for 193 yards (9.2 avg) ... rushed one time for 9 yards ... spent rookie season on the PUP list.

2017 SEASON: Placed on IR after sustaining an injury in Week one vs. Atlanta ... started in Game 1, catching two passes for six yards.

PREVIOUS SEASONS: 2016: Started the first four games of the season before being placed on Injured Reserve, tallying 19 receptions for 187 yards (9.8 avg) ... rushed once for 9 yards (9.0 avg). **2015:** Spent entire rookie season on the PUP list.

2017 CHICAGO BEARS

Date	W/L	Opp.	Rec	Yds	Avg	Long	TD	
9/10*	L	ATL	2	6	3.0	6	0	
9/17	L	at TB	INJURED RESERVE					
9/24		PIT						
9/28		at GB						
10/9		MIN						
10/15		at BAL						
10/22		CAR						
10/29		at NO						
11/12		GB						
11/19		DET						
11/26		at PHI						
12/3		SF						
12/10		at CIN						
12/16		at DET						
12/24		CLE						
12/31		at MIN						
Totals	0-1		2	6	3.0	-	0	

KEVIN WHITE'S NFL STATISTICS

REGULAR SEASON

Year	Team	GP-GS	Rec	Yds	Avg	Lg	TD	Rush	Yds	Avg	Lg	TD	STT
2016	Chicago	4-4	19	187	9.8	32	0	1	9	9.0	9	0	0
2017	Chicago	1-1	2	6	3.0	6	0	0	0	0.0	-	0	0
Totals		5-5	21	193	9.2	32	0	1	9	9.0	0	0	0

SEASON / CAREER / PLAYOFF HIGHS

	2017	Career	Playoff
Receptions.....	2, vs. ATL (9/10)	6, twice	None
Receiving Yards.....	6, vs. ATL (9/10)	62, at DAL (9/25)	None
Longest Reception.....	6, vs. ATL (9/10)	32, at DAL (9/25)	None
Receiving TDs.....	None	None	None

**65** CODY
WHITEHAIR**Ht:** 6-4**Age:** 25**Bears Season:** 2**Acquired:** 2nd round of the 2016 NFL draft (56th overall)**Wt:** 310**College:** Kansas State**NFL Season:** 2**CENTER**

PRO CAREER: Enters second NFL season and has started all 18 games at center for the Chicago Bears ... paved the way for rookie Jordan Howard to 1,313 rushing yards (2nd in NFL) ... helped the Bears to the third most passing yards (gross and net) in franchise history.

2017 SEASON: Started two games at C.

HONORS AND AWARDS: 2016: PFWA All-Rookie Team

2016 SEASON: Started all 16 games as a rookie for the Chicago Bears ... paved the way for rookie Jordan Howard to 1,313 rushing yards (2nd in NFL) ... helped the Bears to the third most passing yards (gross and net) in franchise history.

CODY WHITEHAIR'S NFL STATISTICS**REGULAR SEASON**

GAMES PLAYED-STARTED - 18-18: 2016 CHI (16-16); 2017 CHI (2-2).



13 KENDALL WRIGHT

Ht: 5-10**Wt:** 191**Age:** 28**College:** Baylor**Bears Season:** 1**NFL Season:** 6**Acquired:** Unrestricted free agent in 2017 (TEN)

WIDE RECEIVER

PRO CAREER: In his sixth NFL season, has appeared in 68 games (41 starts) hauling in 290 receptions for 3,347 yards (11.5 avg) and 18 touchdowns with the Tennessee Titans (2012-16) and Chicago Bears (2017)... Carried the ball 11 times for 90 yards (8.2 avg)... Made his NFL debut September 9, 2012 vs. New England... Recorded his first 1,000 yard receiving season in 2013 under Bears offensive coordinator Dowell Loggains... Tallied 5 career 100+ yard receiving games in his NFL career... Set career-high in yards (1,079) and receptions (94) in 2013.

2017 SEASON: Played as a reserve in two games, catching 10 passes for 103 yards (10.3 avg).

2017 CHICAGO BEARS

Date	W/L	Opp.	Rec	Yds	Avg	Long	TD
9/10	L	ATL	3	34	11.3	16	0
9/17	L	at TB	7	69	9.9	18	0
9/24		PIT					
9/28		at GB					
10/9		MIN					
10/15		at BAL					
10/22		CAR					
10/29		at NO					
11/12		GB					
11/19		DET					
11/26		at PHI					
12/3		SF					
12/10		at CIN					
12/16		at DET					
12/24		CLE					
12/31		at MIN					
Totals	0-0		10	103	10.3	18	0

KENDALL WRIGHT'S NFL STATISTICS

REGULAR SEASON

Year	Team	GP-GS	Rec	Yds	Avg	Lg	TD	Rush	Yds	Avg	Lg	TD
2012	Tennessee	15-5	64	626	9.8	38	4	1	4	4.0	4	0
2013	Tennessee	16-12	94	1,079	11.5	45	2	0	0	-	-	0
2014	Tennessee	14-11	57	715	12.5	48	6	4	54	13.5	38	0
2015	Tennessee	10-9	36	408	11.3	52t	3	5	17	3.4	13	0
2016	Tennessee	11-4	29	416	14.3	48t	3	1	15	15.0	15	0
2017	Chicago	2-0	10	102	10.3	18	0	0	0	0.0	-	0
NFL totals		68-41	290	3,347	11.5	52t	18	11	90	8.2	38	0

SEASON / CAREER / PLAYOFF HIGHS

	2017	Career	Playoff
Receptions.....	7, at TB (9/17)	12, vs. ARI (12/15/13)	None
Receiving Yards.....	69, at TB (9/17)	150, vs. ARI (12/15/13)	None
Longest Reception.....	18, at TB (9/17)	52t, at TB (9/13/15)	None
Receiving TDs.....	None	2, vs. CLE (10/5/14)	None



97 WILLIE YOUNG

Ht: 6-4**Wt:** 258**Age:** 32**College:** North Carolina State**Bears Season:** 4**NFL Season:** 8**Acquired:** Unrestricted free agent in 2014 (DET)

LINEBACKER

PRO CAREER: Enters eighth NFL season, recording 236 tackles, 31 sacks, 1 interception, 15 pass breakups, 30 TFLs, 2 forced fumble and 2 fumble recoveries in 95 career games, including 44 starts, with the Detroit Lions (2010-13) and Chicago Bears (2014-17)... Has recorded 24 sacks in his three seasons as a Bear after recording only 6 during his four seasons in Detroit (2010-13)... 24 sacks over the past three seasons leads the Bears... 10 sacks in 2014 were second most by a Bears player in their first season with the team since sacks became an official stat in 1982 behind Mark Anderson's 12 in 2006... Set a career-high for sacks in a game with 3 at IND (10/9/17).

2017 SEASON: Appeared in two games (one start), recording 3 tackles, 1 sack and 1 TFL.

2017 CHICAGO BEARS

Date	W/L	Opponent	Tkls-S	Sk-YL	INT-Yds	PD	FF	FR	TFL
9/10*	L	ATL	1-1	0-0	0-0	0	0	0	0
9/17	L	at TB	2-2	1-5	0-0	0	0	0	1
9/24		PIT							
9/28		at GB							
10/9		MIN							
10/15		at BAL							
10/22		CAR							
10/29		at NO							
11/12		GB							
11/19		DET							
11/26		at PHI							
12/3		SF							
12/10		at CIN							
12/16		at DET							
12/24		CLE							
12/31		at MIN							
Totals	0-1		3-3	1-5	0-0	0	0	0	1

*Denotes Game Started

WILLIE YOUNG'S NFL STATISTICS**REGULAR SEASON**

Year	Team	GP	GS	Tackles				Interceptions				Fumbles			Misc.				
				Tot	S	A	Sk	Yds	No	Yds	Lg	TD	PD	FF	FR	Yds	TFL	STT	
2010	Detroit	2	0	0	0	0	0.0	0.0	0	0	-	0	0	0	0	0	0	0	0
2011	Detroit	14	0	14	9	5	3.0	19.0	0	0	-	0	1	0	0	0	0	3.0	0
2012	Detroit	16	0	11	7	4	0.0	0.0	0	0	-	0	1	0	0	0	0	1.0	0
2013	Detroit	16	15	47	29	18	3.0	20.0	0	0	-	0	5	0	2	0	0	7.0	0
2014	Chicago	15	8	55	36	19	10.0	65.0	0	0	-	0	3	1	0	0	0	3.0	0
2015	Chicago	15	8	47	31	16	6.5	50.0	1	39	39	0	3	0	0	0	0	12.0	0
2016	Chicago	16	12	59	36	23	7.5	43.0	0	0	-	0	2	1	0	0	0	3.0	0
2017	Chicago	2	1	3	3	0	1.0	5.0	0	0	-	0	0	0	0	0	0	1.0	0
Bears totals		48	29	164	106	58	25	163.0	1	39	39	0	8	2	0	0	0	19.0	0
NFL totals		96	44	236	151	85	31	202.0	1	39	39	0	15	2	2	0	0	30.0	0

POSTSEASON

Year	Team	GP	GS	Tackles				Interceptions				Fumbles			Misc.				
				Tot	S	A	Sk	Yds	No	Yds	Lg	TD	PD	FF	FR	Yds	TFL	STT	
2011	Detroit	1	0	2	1	1	1.0	1.0	0	0	-	0	0	1	0	0	0	0	0

SEASON / CAREER / PLAYOFF HIGHS

	2017	Career	Playoff
Tackles	2, at TB (9/17)	8, three times	2, at NO (1/7/12)
Sacks	1, at TB (9/17)	7, vs. PHI (9/10)	1, at NO (1/7/12)
Sacks	1, at TB (9/17)	3, at IND (10/9)	1, at NO (1/7/12)