

ARIZONA CARDINALS

WEEK 3
GAME RELEASE
#DALvsAZ

Mark Dalton - Sr. Vice President, Media Relations Chris Melvin - Director, Media Relations Mike Helm - Manager, Media Relations
Imani Suber - Media Relations Coordinator Chase Russell - Media Relations Coordinator



ARIZONA CARDINALS (1-1)

VS.

DALLAS COWBOYS (1-1)

University of Phoenix Stadium | September 25, 2017 | 5:30 PM



THIS WEEK'S PREVIEW

Following a 37-day absence resulting from consecutive road games (2 pre-season; 2 regular season), the Cardinals return to University of Phoenix Stadium for their 2017 regular season home-opener against the Cowboys. Both teams enter the Monday Night Football matchup with a 1-1 record.

Since University of Phoenix Stadium opened in 2006, the Cardinals are 9-2 in home-openers, including a 3-1 mark under Head Coach Bruce Arians. Arizona has also sold out all 116 games played at their home venue (postseason and preseason included), and a sellout this week would make it 117 in a row.

The Cowboys first met the Cardinals at Sportsmans Park in St. Louis during Dallas' inaugural season of 1960, and this week's game marks the 88th regular season meeting between the former NFC East foes (seventh all-time on Monday Night Football). The teams last met on MNF on Christmas Day during the 1995 season. Arizona is 9-3-1 in primetime games under Bruce Arians.

While Dallas holds an advantage in the overall series, Arizona has won its last four games against the Cowboys. A win would give the Cardinals their second-longest win streak in series history and the longest since claiming six straight from 1960-63. The Cardinals hold a 5-3 advantage over the Cowboys since division realignment in 2002. Three of the last four games were one-score decisions, with two going into overtime.

Arizona got in the win column last week with a 16-13 come-from-behind OT victory over the Colts. In their first-ever appearance at Lucas Oil Stadium, the Cards scored the game's final 13 points en route to the 25th OT win in team history. Without All-Pro RB David Johnson, the Cardinals offensive effort was led by QB Carson Palmer and third-year WR J.J. Nelson. Palmer finished the contest with 332 yards and led two fourth-quarter scoring drives with less than eight minutes to play. One of the scoring drives ended with a 45-yard TD strike to Nelson, who finished the game with five receptions for 120 yards.

Arizona's defensive effort was led by LB Chandler Jones (seven tackles, two for loss, two sacks, two QB hits and a forced fumble) and S Tyrann Mathieu (intercepted Colts QB Jacoby Brissett on the first play of OT). Mathieu's INT set up K Phil Dawson's game-winning FG four plays later.

Dallas fell to 1-1 on the young season with a 42-17 loss in Denver.

The Cardinals continue a two-game home stand against division rival San Francisco next week, while Dallas returns to AT&T Stadium to host the Los Angeles Rams.

GAME RELEASE INDEX

Page	Contents
2	Cardinals-Cowboys Series Info
3	University of Phoenix Stadium / Cardinals in Primetime
4	Last Week's Highlights - Cardinals at Colts
5	By The Numbers / What To Look For / NFL Week 3 Schedule
6	Cardinals Leadership / Michael Bidwill / Steve Keim
7	London Game / Kurt Warner HOF / Travel Notes
8	New Faces / Pronunciations / Season Info
9	Bruce Arians Highlights
10	Cardinals Coaching Staff
11-16	Larry Fitzgerald / Carson Palmer / Offensive Highlights
17-18	Defensive Highlights / Peterson / Golden & Jones / Dansby
19-20	Special Teams Highlights / Phil Dawson / Justin Bethel / Andy Lee
21-24	Individual Player Notes / Transactions
25-40	Rosters / Depth Chart / 2017 Season Stats
41-50	Supplemental Bios
51	2017 NFL Standings

ARIZONA CARDINALS - 2017 SCHEDULE

Date	Opponent	Location	AZ Time
Sep. 10	@ Detroit	Ford Field	L, 23-35
Sep. 17	@ Indianapolis	Lucas Oil Stadium	W, 16-13 (OT)
Sep. 25	DALLAS^	Univ. of Phoenix Stadium	5:30 PM
Oct. 1	SAN FRANCISCO	Univ. of Phoenix Stadium	1:05 PM
Oct. 8	@ Philadelphia*	Lincoln Financial Field	10:00 AM
Oct. 15	Tampa Bay*	Univ. of Phoenix Stadium	1:05 PM
Oct. 22	@ L.A. Rams#	Twickenham Stadium	10:00 AM
BYE			
Nov. 5	@ San Francisco*	Levi's Stadium	2:05 PM
Nov. 9	SEATTLE+	Univ. of Phoenix Stadium	6:25 PM
Nov. 19	@ Houston*	NRG Stadium	11:00 AM
Nov. 26	JACKSONVILLE*	Univ. of Phoenix Stadium	2:25 PM
Dec. 3	L.A. RAMS*	Univ. of Phoenix Stadium	2:25 PM
Dec. 10	TENNESSEE*	Univ. of Phoenix Stadium	2:05 PM
Dec. 17	@ Washington*	FedEx Field	11:00 AM
Dec. 24	N.Y. GIANTS	Univ. of Phoenix Stadium	2:25 PM
Dec. 31	@ Seattle*	CenturyLink Field	2:25 PM

+ Thursday Night on NBC/NFL Network

^ ESPN Monday Night Football #International Series-London

* Subject to flexible scheduling decisions

THIS WEEK'S HIGHLIGHTS

--This week's game marks the seventh all time meeting between the Cardinals and Cowboys on Monday Night Football. It is the first MNF matchup between the two teams since Christmas Day in 1995.

--On Sunday, it will have been 37 days since the Cards last played at University of Phoenix Stadium. Arizona played two road games to end the pre-season and two road games to begin the regular season. Three of those four games were played in the Eastern Time Zone. Arizona was one of just three teams (Eagles, Jets) with back-to-back road games to begin this season.

--In their NFL careers, Cards WR **Larry Fitzgerald** (14th season with AZ) and Cowboys TE **Jason Witten** (15th season in Dallas) have combined for 26,528 total receiving yards (which translated to 15.07 miles).

--The Cardinals enter this week's game with a 9-3-1 record in primetime games under head coach **Bruce Arians**, including a 3-0 record on MNF.

--The last three games between the Cardinals and Cowboys at University of Phoenix Stadium were all decided on the game's final play - and two of the three matchups were decided in OT.

Game Winning Plays Against Dallas

Date	Score	Game-Winning Play
12/4/11	19-13 - OT	LaRod Stephens-Howling 52-yard TD reception
12/25/10	27-26	Jay Feely 48-yard field goal as time expired
10/12/08	30-24 - OT	Monty Beisel 3-yard return of blocked punt

--Through the first two games this season, LB **Chandler Jones** has totaled 11 tackles, 3.0 sacks, five tackles for loss, a forced fumble, five QB hits and two QB pressures. His five tackles for loss are tied for the league lead.

--WR **J.J. Nelson** has nine TDs (8 receiving, 1 rushing) in his last 11 games, including seven TDs (6 receiving, 1 rushing) in his last seven games.

BROADCAST INFORMATION

Television: ESPN / Play-By-Play: Sean McDonough Analyst: Jon Gruden Sideline: Lisa Salters

National Radio: Westwood One / Play-By-Play: Kevin Harlan Analyst: Kurt Warner Sideline: Max Starks

Cardinals Radio: Arizona Sports 98.7 FM / Play-By-Play: Dave Pasch Analyst: Ron Wolfley Sideline: Paul Calvisi

Cardinals Spanish Radio: 100.3 FM Latino Mix / Play-By-Play: Gabriel Trujillo Analyst: Rolando Cantu



CARDS-COWBOYS CONNECTIONS

Cowboys Connections

Cardinals T/G **John Wetzel** spent time on the Cowboys' practice squad throughout the 2013-15 seasons.

Cardinals RBs coach **Freddie Kitchens** served as TEs coach for the Cowboys in 2006.

Cardinals Connections

Cowboys G **Jonathan Cooper** was selected seventh overall by the Cardinals in the 2013 NFL Draft.

Cowboys TEs coach **Steve Loney** was the Phoenix Cardinals assistant OL coach during the 1993 season and returned to coach the Cardinals of offensive line in 2006.

Cowboys Southwest Area Scout **Sam Garza** played QB for the Cardinals in 1987, seeing action in two games.

Texas Connections

Cardinals WR **Brittan Golden** (Denver City) and CB **Brandon Williams** (Brookshire) are Texas natives, and DT **Josh Mauro** moved to Hurst, TX from St. Albans, England at the age of three. Williams played at Texas A&M, while Golden attended West Texas A&M.

Cardinals K **Phil Dawson** hails from Dallas, currently resides in Austin and attended the University of Texas (1995-98), where he was part of a Longhorns team that won the first Big 12 Championship game in 1996.

Cardinals WRs coach **Darryl Drake** was an assistant coach at Baylor (1997) and Texas (1998-2003).

Cardinals RBs coach **Freddie Kitchens** held the same position at the University of North Texas from 2001-03.

Cardinals assistant O-line coach **Larry Zierlein** was an assistant football coach at Abernathy (1972-74) and Lamar Consolidated (1975-77) High Schools in Texas before joining the University of Houston coaching staff for the 1975-77 seasons.

Arizona Connections

Cowboys Defensive Coordinator **Rod Marinelli** was the assistant head coach/D-line coach at Arizona State from 1992-94.

Cowboys OL coach **Frank Pollack** played at Northern Arizona, coached with the Lumberjacks from 2005-06 and was inducted into NAU's Hall of Fame in 2010.

Cowboys Senior College Scouting Executive **Tom Ciskowski** (1980-81) and Pro Scout **Henry Sroka** (1981-85) were graduate assistants at Arizona State.

College/Pro Connections

Cardinals QB **Carson Palmer** (2011-12), S **Tyvon Branch** (2008-14) and T **Jared Veldheer** (2010-13) played with Cowboys RB **Darren McFadden** (2008-14) and WR **Brice Butler** (2013-14) in Oakland, while Cowboys O-line coach **Frank Pollack** (2012) held the same post with the Raiders.

Cardinals G **Mike Iupati** played with Cowboys C **Joe Looney** in San Francisco from 2013-14 and was teammates with Cowboys DE **Benson Mayowa** at Idaho in 2009.

Cardinals TE **Jermaine Gresham** and Cowboys TE **James Hanna** were teammates on the 2008 Oklahoma Sooners team that won the Big 12 Championship, earned a bid to the BCS National Championship Game and finished the year ranked #5 in the nation.

Cardinals S **Tyrann Mathieu** and Cowboys G **La'el Collins** were teammates on the 2011 LSU Tigers team that won the SEC Championship, appeared in the BCS National Championship Game and ranked #2 in the final polls.

Cardinals TE **Troy Niklas** (2011-13) played at Notre Dame with Cowboys G **Zack Martin** (2010-13) and LB **Jaylon Smith** (2013-15).

Cardinals C **A.Q. Shipley** and Cowboys LB **Sean Lee** were teammates at Penn State from 2005-07.

Cardinals LB **Kareem Martin** (2010-13) played with Cowboys G **Jonathan Cooper** (2008-13) and WR **Ryan Switzer** (2013-16) at North Carolina.

Cardinals T **D.J. Humphries** and Cowboys T **Chaz Green** were teammates at Florida from 2013-14.

Cardinals ILBs coach **Larry Foote** (2009) and QB **Drew Stanton** (2007-11) and Cowboys LB **Justin Durant** (2011-12) played for the Lions, while Cowboys Offensive Coordinator **Scott Linehan** (2009-13) held the same title in Detroit. Cowboys Defensive Coordinator **Rod Marinelli** (2006-08) was Stanton's first NFL head coach.

Cowboys QBs coach **Wade Wilson** (1981-91) played for the Vikings while Cardinals Assistant Head Coach/Offense **Tom Moore** (1990-93) served as an assistant in Minnesota.

Cardinals LB **Karlos Dansby** (2010-12) played with Cowboys CB **Nolan Carroll** (2010-13) and assistant O-line coach **Marc Colombo** (2011) in Miami.

In 1996, Cardinals Head Coach **Bruce Arians** coached the Saints TEs, while Cowboys safeties coach **Greg Jackson** played in the New Orleans.

CARDS vs. COWBOYS - THE SERIES

Former NFC East foes, the Cardinals and Cowboys have faced each other 87 times during the regular season with the Cowboys holding a 55-31-1 advantage in the all-time regular season series.

The Cardinals have won the last four meetings vs. the Cowboys. With a win this week, Arizona would have its second-longest win streak in the history of the series and longest since winning six straight between 1960-63.

This week's game also marks the seventh all-time meeting between the two teams on Monday Night Football and first since Christmas Day in 1995. The teams have split their previous six MNF appearances (3-3). The teams have also met four times on Sunday Night Football, and split those games.

The series dates back to 1960 and from 1970 to 2001, the two teams met twice annually as members of the NFC East. Since realignment in 2002, the two teams have met eight times. In those eight meetings, the Cardinals hold a 5-3 advantage. Three of the last four games were decided by a single score, with two games decided in OT.

CARDS-COWBOYS REGULAR SEASON SERIES

- Overall Regular Season Series: 31-55-1
- Cardinals at home vs. DAL: 21-23-1
- First Meeting: 10/23/60 vs. Dal, W, 12-10
- Last Meeting: 11/2/14 @ Dal, W, 28-17
- Last Cardinals Home Win: 12/4/11 vs. Dal, W, 19-13 (OT)

2017 SEASON STATISTICS

Statistic	Cards	Rank	Cowboys	Rank
Points Scored/Game	19.5	16t	18.0	21
Points Allowed/Game	24.0	26	22.5	22t
TDs Scored	4	16t	3	18t
TDs Allowed	6	26t	6	26t
Rushing TDs	1	13t	0	22t
Passing TDs	2	14t	3	8t
Return TDs	1	3t	0	11t
Rushing TDs Allowed	1	8t	1	8t
Passing TDs Allowed	4	26t	4	26t
Return TDs Allowed	1	22t	1	22t
Sacked/Yards Lost	5/31	14t	3/15	8t
Fumbles/Lost	3/1	12t	0/0	1t
Field Goals Made	4	11t	5	4t
Total Yards/Game	348.5	12	330.0	14
Opp. Total Yards/Game	316.5	19	306.5	14
Rushing Yards/Game	64.0	30	84.5	19
Opp. Rushing Yards/Game	79.0	10	106.5	18
Passing Yards/Game	284.5	6	245.5	10
Opp. Passing Yards/Game	237.5	22	200.0	12t
Turnover Ratio	-3	27t	+1	8t
Average Time of Possession	27:18	26	30:12	14

THE COACHES

Bruce Arians



52-28-1* Overall Record **60-49-0**
51-26-1 Regular Season Record **59-47-0**
1-2 Playoff Record **1-2**
5th Years as NFL Head Coach **8th**
5th Years with Team **11th**

Jason Garrett



*Includes Arians' 9-3 record as interim head coach with the Colts in 2012, for which he earned NFL Coach of the Year honors.

A two-time NFL Coach of the Year (2012, 2014), **Bruce Arians** is in his fifth season in Arizona and 25th season coaching in the NFL. Arians became an NFL head coach for the first time when the Cardinals hired him on January 17, 2013. Arizona has posted a 42-23-1 record under Arians during the regular season. Including his tenure as interim head coach with Indy in 2012, Arians has posted a 51-26-1 regular season record as head coach. Among active NFL head coaches, only Bill Belichick (61), Pete Carroll (55) and Mike McCarthy (52) have more wins in their last 78 games.

Hired as the 8th head coach in Dallas franchise history on January 5, 2011, **Jason Garrett** became the first former Cowboys player to be named head coach of the team. Under Garrett, the Cowboys are coming off NFC East titles in two of the last three seasons (2014, '16), including in 2016 when they posted a franchise record-tying 13-3 season and Garrett was named NFL Coach of the Year. Prior to his coaching career, Garrett spent 13 seasons in the NFL as a QB, including eight seasons with the Cowboys where he served as a key reserve on three Super Bowl teams.

CARDS RETURN HOME

The Cardinals make their 2017 regular season home debut in Week 3 when they welcome the Cowboys to University of Phoenix Stadium for a Monday Night showdown. The game will take place 37 days since the last time the Cardinals played on their home field - in a preseason matchup vs. Chicago.



Arizona has been tough to beat at University of Phoenix Stadium under head coach **Bruce Arians**. Dating back to the beginning of the 2013 season, the Cardinals have posted a 23-8-1 record at home and their .734 win percentage in that span ranks as the fifth-best total in the NFL.

NFL Leaders - Home Win Percentage (2013-17)

Rnk	Team	Pct.	W	L	T
1	New England	.848	28	5	0
2	Denver	.824	28	6	0
3	Seattle	.818	27	6	0
4	Green Bay	.742	24	8	1
5	Arizona	.734	23	8	1

Below is a look at the organization's success at University of Phoenix Stadium compared to 18 seasons at Sun Devil Stadium.

Overall Comparison Statistic	11+ seasons at UoP Stadium	18 seasons at SD Stadium
Sellouts	116	12
Regular Season Record	92-85-1	100-188
Regular Season Win %	.520	.347
Regular Season Home Record	56-31-1	64-80
Home Win %	.642	.444
Postseason Record	5-4	1-1
Postseason Home Record	4-0	0-0
Seasons with Winning Record	5	1
Best Regular Season Record	13-3	9-7
Week 1 Home Openers	7 (5-2)	0
Postseason Berths	4	1
Division Titles	3	0
Conference Championship Games	2	0
Super Bowl Appearances by Cardinals	1	0
Super Bowls Hosted at Stadium	2	1
Pro Bowls Hosted	1	0

A SOLID RECORD IN HOME OPENERS

The Cardinals had a lot of success when playing in front of the fans at University of Phoenix Stadium in the home opener. Arizona is 9-2 in those contests since beginning play at the venue in 2006.

Cardinals in Regular Season Home Opener (2006-16)

Year	Result	Year	Result
2016	L, 21-23 vs. NE (Wk 1)	2010	W, 24-23 vs. Oak (Wk 3)
2015	W, 31-19 vs. NO (Wk 1)	2009	L, 16-20 vs. SF (Wk 1)
2014	W, 18-17 vs. SD (Wk 1)	2008	W, 31-10 vs. Mia (Wk 2)
2013	W, 25-21 vs. Det (Wk 2)	2007	W, 23-20 vs. Sea (Wk 2)
2012	W, 20-16 vs. Sea (Wk 1)	2006	W, 34-27 vs. SF (Week 1)
2011	W, 28-21 vs. Car (Wk 1)		

This week's game marks the Cardinals lone home contest in the month of September. Arizona has won 11 of its last 12 games at University of Phoenix Stadium in the opening month of the season.

BIRDGANG BRINGS THE NOISE

The Cardinals sellout streak at University of Phoenix Stadium currently sits at 116 consecutive games. Arizona has sold out every game played on their home field (including preseason and postseason).

Having a sellout crowd on hand has given the Cardinals one of the NFL's most distinct advantages.

Dating back to the inaugural year at the stadium in 2006, Cardinals opponents have accumulated 147 accepted false start penalties in the regular season, the most for any home team in the NFL during that span.



NFL Leaders - Opponent False Start Penalties (2006-Present)

Rnk	Home Team	FS	Stadium
1	Cardinals	147	University of Phoenix Stadium
2	Vikings	134	U.S. Bank Stadium/Metrodome/TCF Bank
3	Seahawks	131	CenturyLink Field
4	Lions	130	Ford Field
5	Texans	127	NRG Stadium

CARDS-COWBOYS ON MONDAY NIGHT

The Cardinals face the Cowboys on Monday Night Football this week in Arizona's first home game and first primetime matchup of the season.

This week's game will feature the announcing crew of **Sean McDonough** (play-by-play), **Jon Gruden** (analyst) and **Lisa Salters** (sideline).



Arizona is making its 26th appearance on Monday Night Football dating back to 1970 and its 13th appearance dating back to 1988. This week's game marks the 10th time in 12 seasons the Cards have played on MNF.

The Cardinals enter this week's game with a 9-3-1 record in primetime games under head coach **Bruce Arians**, including a 3-0 record on MNF. The Cardinals had 10 total primetime wins in the 36 seasons prior to his arrival (between 1977-2012).

Dating back to 2015 - when Arizona was 5-0 in primetime games - the Cardinals have lost just once in their last nine primetime contests.

Cardinals Primetime Results under Arians

Date	Opponent	Result
10/23/16	vs. Seattle (SNF)	T, 6-6
10/17/16	vs. NY Jets (MNF)	W, 28-3
10/6/16	@ San Francisco (TNF)	W, 33-21
9/11/16	vs. New England (SNF)	L, 21-23
12/20/15	@ Philadelphia (SNF)	W, 40-17
12/10/15	vs. Minnesota (TNF)	W, 23-20
11/22/15	vs. Cincinnati (SNF)	W, 34-31
11/15/15	@ Seattle (SNF)	W, 39-32
10/26/15	vs. Baltimore (MNF)	W, 26-18
12/21/14	vs. Seattle (SNF)	L, 6-35
12/11/14	@ St. Louis (TNF)	W, 12-6
9/8/14	vs. San Diego (MNF)	W, 18-17
10/17/13	vs. Seattle (TNF)	L, 22-34

CARDINALS AND COWBOYS ON MNF

This week's game marks the seventh all-time meeting between the Cardinals and Cowboys on Monday Night Football. The Cardinals won the first three matchups while the Cowboys won the last three.

The last time these teams met on MNF was on Christmas Day in 1995. That matchup between the Cardinals and Cowboys is particularly notable because the film footage from that game was featured at the end of the **Tom Cruise/Cuba Gooding, Jr.** movie *Jerry Maguire*.



The 1996 **Cameron Crowe**-directed film was nominated for five Oscars, including Best Film and Best Actor for Cruise. Gooding, Jr. took home the award for Best Supporting Actor.

Parts of the film were shot at various locations around Phoenix/Tempe, including the Cardinals Tempe Training Facility and Sun Devil Stadium. One of the most memorable plays in the Cardinals recent history - **Larry Centers'** leap over Cowboys CB Larry Brown - was featured in the film. Another signature scene in the movie - the "Help me...help you" scene - was filmed in the shower area of the Cards facility.

A MONDAY NIGHT REUNION

The McDonough family is one of the most interesting and accomplished in American sports. The family patriarch - the late **Will McDonough** - was the renowned sports reporter and columnist for The Boston Globe and also a sports broadcasting pioneer at CBS Sports and NBC Sports.



Will's three sons - **Sean, Terry** and **Ryan** - all share their father's passion for sports and they have all gone on to continue the legacy left by their father.

As children, the trio were allowed to stay up late watching Monday Night Football with their father. So it is fitting that the careers of his two oldest sons - Sean and Terry - will once again converge on Monday Night when the Cardinals matchup against the Cowboys. Sean is in his second season as the play-by-play voice of the ESPN Monday Night broadcast. Terry is in his fifth season with the Cardinals and fourth as the team's VP, Player Personnel.

He has no role in Monday's game, but Will's youngest son, Ryan, is also a prominent sports figure in Arizona, serving as the GM of the Suns. He was hired five years ago, at the age of 33.

Sean has done play-by-play for ESPN covering college football and basketball as well as professional baseball, hockey, golf and tennis. He was previously on air for CBS Sports and was the television voice of the Boston Red Sox.

Terry got his start in sports in 1989 when he served as an intern with the 49ers. After graduating college he went on to work in the World Football League before returning to the NFL in 1992. Terry is now in his fifth season with the Cardinals and his 26th season as an NFL scout.

LAST WEEK'S GAME

CARDINALS 16, Colts 13 (OT) September 17, 2017 – Lucas Oil Stadium (63,137)

The Cards made their first-ever appearance at Lucas Oil Stadium where they allowed Indy to jump out to an early 10-point lead. They trailed by that same margin approaching the midway point of the 4th quarter. Staring down the barrel of an 0-2 start to the season, AZ rallied to score 3 times the rest of the way and emerged with a 16-13 OT victory.

Both squads entered the contest undermanned. AZ was without 5 injured starters while Indy's list of missing players was headlined by QB Andrew Luck. Starting in his place was recently-acquired Jacoby Brissett who led Indy to scores on its first 2 offensive drives. The initial one appeared to end with an Adam Vinatieri FG but Cards DL Rodney Gunter was flagged for "leverage on the try"; 2 plays later Indy added a TD instead thanks to a 5-yard Frank Gore run. The Colts went up 10-0 on their next drive via Vinatieri's 46-yard FG. AZ responded on the next play from scrimmage with a 46-yard Carson Palmer pass to TE Ifeanyi Momah that took it to the Indy 29. AZ would reach the 1 and went for it on 4th-n-goal from there but Palmer's fade pass to Larry Fitzgerald fell incomplete. After the Cards D forced a 3-n-out, AZ again threatened. A 9-yard Palmer pass to WR JJ Nelson was initially ruled a TD but reversed after replay and a 27-yard Phil Dawson FG made it 10-3. With under 2 minutes to play in the half, the Cards reached the Indy 26 but Palmer's 1st down throw was picked off by S Malik Hooker.

Neither team scored or generated much offense in the 3rd but with 11:42 remaining, Vinatieri's 29-yard FG made it a 2-score game at 13-3. The next series saw Palmer pick-up a key 1st down on 3rd-n-1 when he fumbled the snap but recovered and ran up the middle for 4. Two plays later AZ faced a 3rd-n-20 from its own 18 when Palmer picked up 22 on a pass to WR Jaron Brown and an additional 15 thanks to a roughing the passer call that moved it to the Indy 45. On the next snap, Palmer hit Nelson between 2 defenders down the deep middle for a 45-yard TD that made it 13-10. The AZ offense got the ball back after a Colts 3-n-out and on the 2nd play thereafter, Palmer and Nelson again connected, this time on a 31-yarder down the left sideline to the Indy 28. The catch would lead to a 40-yard Dawson FG that tied the game at 13 with 3:28 to play. On the final play of regulation Dawson had a chance to end it with a 42-yard FG. His initial attempt was good but negated by a Colts last-second timeout and the following try was wide right sending the game to OT.

The Colts won the toss to open the extra period and elected to receive but on their 1st play, S Tyrann Mathieu picked off Brissett and returned the INT 15 yards to the Indy 21. Four plays later, Dawson hit it right down the middle from 30 yards to claim the victory.

	CARDINALS	0	3	0	10	3	16	
	COLTS	10	0	0	3	0	13	
Team	Qtr.	Time	Scoring Play				Drive	Score
Colts	1	7:38	Gore 5-yard run (Vinatieri kick)				14-53, 5:45	0-7
Colts	1	1:27	Vinatieri 46-yard FG				8-32, 4:21	0-10
CARDS	2	5:56	Dawson 27-yard FG				15-54, 5:49	3-10
Colts	4	11:42	Vinatieri 29-yard FG				16-76, 9:18	3-13
CARDS	4	7:38	Nelson 45-yard pass from Palmer (Dawson kick)				7-85, 4:04	10-13
CARDS	4	3:25	Dawson 40-yard FG				6-40, 2:09	13-13
CARDS	OT	8:02	Dawson 30-yard FG				4-9, 1:45	16-13

STATISTICS

	AZ	IND
First Downs	17	18
3rd Down Eff. (Pct)	6-15 (40)	8-18 (44)
Total Plays	65	70
Avg. Gain	3.3	2.6
Rushes-Yards	25-83	29-76
Net Passing Yards	306	190
Total Net Yards	389	266
Passing (A-C-I)	36-19-1	37-20-1
Sacked by Opp.	4-26	4-26
Punts-Average	5-46.4	7-43.3
Fumbles-Lost	1-0	3-0
Penalties	6-41	8-70
Time of Possession	28:49	33:09

Weather: Indoors

RUSHING

CARDS: CJohnson 11-44; KWilliams 9-22; Ellington 2-11; Palmer 3-6.
Colts: Gore 14-46, TD; Brissett 6-22; Turbin 3-11; Mack 6-(-3).

PASSING

CARDS: Palmer 19-36, 332 yds, 1 TD, 1 INT.
Colts: Brissett 20-37, 216 yds, 0 TD, 1 INT.

RECEIVING

CARDS: Nelson 5-120, TD; JaBrown 4-73; Ellington 3-12; Momah 1-46; Golden 1-29; Niklas 1-16; CWilliams 1-15.
Colts: Doyle 8-79; Hilton 4-45; Aiken 3-31; Moncrief 2-18; BWilliams 1-20; Mack 1-11; Turbin 1-8.

INTERCEPTIONS

CARDS: Mathieu 1-15.
Colts: Hooker 1-32.

CARDS COME BACK FOR OT WIN

Trailing 13-3 with just under 12 minutes remaining in last week's matchup, the Cardinals scored the game's final 13 points – including a game-winning FG in overtime – en route to victory. It marked the first time since 9/29/13 at Tampa Bay (trailing 10-0 entering the fourth quarter) that Arizona overcame a deficit of 10+ points in the fourth quarter to win on the road.

Arizona has never lost an overtime game under head coach Bruce Arians. Including postseason, the team is 3-0-1 in those contests.

Last week's game also marked the first time the Cardinals overcame a 10-point deficit in the fourth quarter to win in overtime on the road since 11/10/96 at Washington.

Following the victory over the Colts, the Cardinals now have 25 all-time overtime wins. That ties Washington for the second most in NFL history behind only Denver (28).

NFL History – Total OT Victories

Rnk	Team	Wins
1	Denver	28
2t	Arizona	25
2t	Washington	25
4t	Minnesota	23
4t	Chicago	23
4t	NY Jets	23

The Cardinals have 25 victories in 44 all-time overtime games. Arizona's .602 win percentage in those contests ranks third in NFL history.

NFL History – Total OT Victories

Rnk	Team	Win%	Record
1	Washington	.619	25-15-2
2	Denver	.604	28-18-2
3	Arizona	.602	25-16-3
4	Pittsburgh	.593	22-16-2
5	Buffalo	.571	20-15-0

The Cardinals are now 8-7-1 all-time in overtime road games. In three of their eight overtime road wins, the team overcame at least a 10-point fourth-quarter deficit: 14 points at Washington (11/10/96); 11 points at Washington (10/16/94); 10 points at Indianapolis (9/17/17).

Two of the Cardinals last three home games against the Cowboys have gone into overtime.



NELSON'S HOT STREAK CONTINUES

Third-year WR J.J. Nelson caught five passes for 120 yards (24.0 avg.) and a TD in last week's win over the Colts. Dating back to last season, Nelson now has nine TDs (8 receiving, 1 rushing) in his last 11 games, including seven TDs (6 receiving, 1 rushing) in his last seven games. Prior to this 11-game stretch, Nelson had just two career TDs in his first 17 career games.

Dating back to Week 8 of last season, only Green Bay WR Jordy Nelson (10) has more receiving TDs than J.J. Nelson (8).

NFL Leaders – Receiving TDs (Week 8 of '16 – present)

Rnk	Player (Team)	TDs
1	Jordy Nelson (GB)	10
2t	J.J. Nelson (AZ)	8
2t	Dez Bryant (Dal)	8
2t	Davante Adams (GB)	8
5t	Odell Beckham, Jr. (NYG)	7
5t	Antonio Brown (Pit)	7
5t	Mike Evans (TB)	7
5t	Rishard Matthews (Ten)	7
5t	Kenny Stills (Mia)	7

Nelson now has 55 receptions for 1,030 yards in his career. Dating back to the beginning of his rookie season in 2015, his average of 18.7 yards per reception is the highest in the NFL (min. 40 receptions).


NFL Leaders – Yards/Reception (2015-17)

Rnk	Player (Team)	Avg.	Rec	Yds
1	J.J. Nelson (AZ)	18.7	55	1,030
2	Rob Gronkowski (NE)	17.8	105	1,865
3	Torrey Smith (Phi)	17.7	58	1,026
4	DeSean Jackson (TB)	17.7	89	1,572
5	Kenny Stills (Mia)	16.9	71	1,203

Last week's game was Nelson's third career 100-yard performance. His 120 yards were the highest total in the NFL in Week 2.

NFL Leaders – Receiving Yards in Week 2 (2017)

Rnk	Player (Team)	Yds
1	J.J. Nelson (AZ)	120
2	Rob Gronkowski (NE)	116
3	Julio Jones (Atl)	108
4	Travis Kelce (KC)	103
5	Keenan Allen (LAC)	100



BY THE NUMBERS

116

Consecutive sellouts for the Cardinals at University of Phoenix Stadium. Arizona has sold out every game (preseason and postseason included) at the venue since it opened in 2006.

37

Days between home games for the Cardinals, who closed the preseason with back-to-back away games and opened the regular season with road games at Detroit and Indianapolis. Three of those four road trips were played in the Eastern Time Zone.

53

Days between the HOF preseason game between the Cardinals/Cowboys and the Monday Night Football matchup in Arizona in Week 3.

147

Total false starts by Cardinals opponents at University of Phoenix Stadium, dating back to 2006. That is the most such penalties in the NFL during that span.

42

Wins for head coach Bruce Arians during his tenure in Arizona. He is now tied with Don Coryell for second place on the franchise all-time wins list behind only Ken Whisenhunt (49).

19

Cardinals road wins under Arians, who tied Coryell and Jimmy Conzelman for the most such victories in team history.

6-1

Cardinals record against teams from the NFC East under Arians.

4

Consecutive victories for the Cardinals in their series against the Cowboys. With a win this week it would give Arizona its second-longest win streak in the history of the series (6 straight, 1960-63).

25

Overtime victories for the Cardinals in their history. That ties Washington for the second-most in NFL history behind only Denver (28). Two of the Cardinals last three home games against the Cowboys have gone into OT.

9

TDs for WR J.J. Nelson (8 receiving, 1 rushing) over his last 11 games dating back to last season. That total includes seven total TDs in his last seven games. Dating back to Week 8 of the 2016 season, only Packers WR Jordy Nelson (10) has more receiving TDs than J.J. Nelson (8).

18.7

Average yards per reception for J.J. Nelson in his career (55 receptions for 1,30 yards). Dating back to his rookie season in 2015, Nelson's 18.7 yards per catch average is the highest in the NFL (min. 40 receptions).

23

Games with 300+ passing yards for QB Carson Palmer during his time in Arizona - a franchise record. Palmer established the mark after throwing for 332 yards against the Colts last week.

2

TD passes Palmer needs to reach 100 as a member of the Cardinals. He would join Kurt Warner (AZ/StL), Peyton Manning (Den/Ind) and Fran Tarkenton (Min/NYG) as the only players in NFL history with 100+ TD passes for multiple teams.

39

Different NFL venues in which WR Larry Fitzgerald has at least one reception. Fitzgerald caught three passes last week at Indy in his first career game at Lucas Oil Stadium.

19

Defensive TDs for the Cardinals dating back to the beginning of the 2013 season. That is tied with Kansas City for the most in the NFL during that span.

1,713

Career points for K Phil Dawson, who passed Nick Lowery (1,711) for 13th place on the NFL's all-time points list with his OT game-winning FG against the Colts last week.

20

Total tackles for rookie LB Haason Reddick in his first two career NFL games. Reddick had 10 tackles in each of the first two games this season.

26.5

Sacks for LB Chandler Jones dating back to the beginning of the 2015 season. That is tied with Von Miller for the second-most in the NFL in that span behind only Khalil Mack (27.0).

11

Games - out of 18 played for the Cardinals - in which Jones has at least one sack. He enters this week's game vs. Dallas with at least one sack in four consecutive games.

WHAT TO LOOK FOR...

WITH A WIN THIS WEEK...

- Arizona would improve to 7-1 against teams from the NFC East under head coach **Bruce Arians**. That would include a 2-0 record vs. Dallas.
- The Cardinals would run their win streak against the Cowboys to five consecutive games. That would give the Arizona its second-longest win streak in series history (6 straight from 1960-63) against Dallas.
- Arians would earn his 43rd victory as Cardinals head coach, putting him alone in second place on the franchise all-time wins list behind Ken Whisenhunt (49).

MILESTONES WITHIN REACH

WR Larry Fitzgerald

- With a reception, Fitzgerald would extend his consecutive games with a catch streak to 198 straight.
- With 97 receiving yards, Fitzgerald would pass Marvin Harrison (14,580) for eighth place on the NFL's all-time receiving yardage list.

QB Carson Palmer

- Needs two TD passes to reach 100 TD passes as a member of the Cardinals. Combined with his 154 career TDs with Cincinnati, Palmer would join Kurt Warner (StL/AZ), Fran Tarkenton (Min/NYG) and Peyton Manning (Ind/Den) as the only players in NFL history with 100+ TD passes for multiple teams.
- With three TD passes, Palmer would tie HOFer Johnny Unitas (290) for 13th place on the NFL's all-time list for career TD passes. He would also surpass Kurt Warner (100) for 4th place on the franchise career list.

LB Chandler Jones

- With a sack, Jones would have at least one sack in five consecutive games dating back to last season. That would tie for the second-longest streak in franchise history.

LB Karlos Dansby

- With an INT, Dansby would have 20 INTs for his career. Along with his 42.0 sacks, he would become the fifth player in NFL history with 40.0+ career sacks and 20+ career INTs (Seth Joyner, Ray Lewis, Wilber Marshall, Brian Urlacher).

NFL SCHEDULE - WEEK 3

Below is a look at the NFL schedule for Week 3 of the regular season.

Thursday, September 21

Los Angeles Rams at San Francisco 49ers - 5:25 PM (NFLN)

Sunday, September 24

Baltimore Ravens at Jacksonville Jaguars - 6:30 AM (Yahoo!)*
 Cleveland Browns at Indianapolis Colts - 10:00 AM (CBS)
 New York Giants at Philadelphia Eagles - 10:00 AM (FOX)
 Miami Dolphins at New York Jets - 10:00 AM (CBS)
 Denver Broncos at Buffalo Bills - 10:00 AM (CBS)
 New Orleans Saints at Carolina Panthers - 10:00 AM (FOX)
 Pittsburgh Steelers at Chicago Bears - 10:00 AM (CBS)
 Atlanta Falcons at Detroit Lions - 10:00 AM (FOX)
 Tampa Bay Buccaneers at Minnesota Vikings - 10:00 AM (FOX)
 Houston Texans at New England Patriots - 10:00 AM (CBS)
 Seattle Seahawks at Tennessee Titans - 1:05 PM (FOX)
 Cincinnati Bengals at Green Bay Packers - 1:25 PM (CBS)
 Kansas City Chiefs at Los Angeles Chargers - 1:25 PM (CBS)
 Oakland Raiders at Washington Redskins - 5:30 PM (NBC)
 *London's Wembley Stadium

Monday, September 25

Dallas Cowboys at Arizona Cardinals - 5:30 PM (ESPN)

MEDIA SCHEDULE - WEEK 3

The Cardinals practice and media schedule for this week is listed below. Practice is open each day for approximately the first 20 minutes and the locker room will be open for 45 minutes.

All requests for assistant coach availability need to be made in advance through the Cardinals Media Relations staff.

Wed, 9/20 10:30 AM - Practice

HC **Bruce Arians** and QB **Carson Palmer** available at approx. 12:00 PM and players available in locker room

Thurs, 9/21 11:00 AM - Practice

Cowboys Conference Calls
 11:45 AM - Head Coach **Jason Garrett**
 12:00 PM - TE **Jason Witten**

Head coach **Bruce Arians** available at approx. 1:00 PM and players available in locker room

Fri, 9/22

11:10 AM - Practice
 Coordinators **James Bettcher** (Defense), **Harold Goodwin** (Offense) and **Amos Jones** (Special Teams) available following practice at approx. 1:00 PM and players available in locker room

Sat, 9/23

11:00 AM - Practice
 Head coach **Bruce Arians** available at approx. 12:30 PM and players available in locker room

Mon, 9/25

Cardinals vs. Cowboys, 5:30 PM - University of Phoenix Stadium

ELEVATING THE FRANCHISE

The 2017 season marks 11th since **Michael Bidwill** took over as team President in 2007. During the time, his leadership has transformed the franchise - both on and off the field.

Arizona's on-field accomplishments during Bidwill's tenure include a four-year stretch (2013-16) that saw the team win more games (41) than in any other four-year span in the franchise's long history.

Highlights of Bidwill's tenure as team President

- The Cardinals have gone .500 or better in seven of 10 seasons (just twice in previous 20 years) and posted four double-digit win seasons (none in previous 20). The team has a 92-78-1 record under Bidwill, including the postseason.

- Of the team's seven all-time postseason wins, five have come during Bidwill's 10 years as team president. Arizona has played in nine postseason contests since Bidwill took over in 2007. The Cardinals played just seven total playoff games in their entire history prior to his tenure.

- Arizona has appeared in the NFC Championship Game twice in Bidwill's time as president (2008, 2015), including a victory in the 2008 conference title game that led to the franchise's first-ever Super Bowl appearance (Super Bowl XLIII).

- The 2015 season was a banner year for the organization as the team won the NFC West, set a franchise record for wins in the regular season (13) and earned the first postseason bye in team history.

Cardinals Under Michael Bidwill (2007-Present)

Statistic	Totals
Regular Season Record	87-74-1
Postseason Record	5-4
Overall Record	92-78-1
Regular Season Win Pct.	.538
Win Pct. — NFL Rank	12th
Avg. Wins Per Season (2007-16)	8.6
Regular Season Home Record	53-26-1
Postseason Home Record	4-0
Overall Home Record (RS+post)	57-26-1
Regular Season Home Win Pct.	.669
Home Win Pct. — NFL Rank	6th
Season with .500 Record or Better	7
Seasons with 9+ Wins	5
Seasons with 10+ Wins	4
Best Regular Season Record	13-3
Postseason Berths	4
Division Titles	3
Conference Championship Games	2
Super Bowl Appearances	1
Pro Bowl Selections	39
Primetime Games	23

ELEVATING THE CARDINALS INTO PRIMETIME

The Cardinals success under Bidwill has greatly elevated the team's popularity both locally and nationally. Locally, the team established a host of franchise records for the TV broadcasts over the last three seasons. Nationally, the team's exposure is at an all-time high. The Cardinals have played in eight primetime games over the last two seasons, posting a 6-1-1 record in those contests. Arizona played an unprecedented five primetime games during the 2015 regular season and posted a perfect 5-0 record those matchups.

Bidwill also oversaw the team's appearance in the groundbreaking Amazon Original series *All or Nothing: A Season with the Arizona Cardinals*, which chronicled the 2015 Cardinals season. Produced by NFL Films, the eight-episode series was awarded the Sports Emmy for Outstanding Serialized Sports Documentary in May of 2017.



KEIM'S SUCCESSFUL RUN AS GM

Steve Keim was promoted to General Manager on January 8, 2013 after 14 seasons in the Cardinals organization. In four-plus seasons since his promotion, the Cardinals have posted a 42-23-1 record and Keim has developed into one of the league's most highly respected GMs.

Named the 2014 Sporting News NFL Executive of the Year in a vote of NFL coaches and team executives, Keim also earned back-to-back NFL Executive of the Year honors from the editors of Pro Football Talk (2013-14).

The teams put together by Keim during his time as GM have been some of the most successful in franchise history. In 2014 the team tied the franchise record for wins in a season (11) before setting a new mark in 2015 when the Cardinals won 13 games and earned its first-ever postseason bye.

GM STEVE KEIM - BY THE NUMBERS

- .644** Cards win percentage under Keim, 5th best in the NFL since '13
- 41** Wins in Keim's 1st 4 seasons - most in any 4-year span in team history
- 50** Players - on Cards current 53-man roster - brought in by Keim
- 819** Roster moves by Cardinals during Keim's 1st 48 months as GM
- 18** Pro Bowl selections in last 4 seasons
- 3** Seasons AZ finished year with top-10 defense (#2 in 2016)
- 2** Seasons AZ finished year with top-10 offense (#1 in 2015)

DEALING WITH CHANGES

When he took over as GM in 2013, Keim inherited a team that won five games the previous year and put together a roster that doubled that win total (10-6) in his inaugural season, equaling the best single-season turnaround in franchise history in a 16-game season.

Keim has worked tirelessly to build the Cardinals roster, most notably when the team has been hit hard by injuries. During his first four seasons as GM, Arizona made 819 total roster moves. That total includes a high of 227 in 2016 as the team had 32 different players combine to miss 157 games due to injury, including seven Week 1 starters who landed on IR.

PUTTING TOGETHER AN ACCOMPLISHED ROSTER

- The rosters Keim put together over the last four years produced one of the NFL's top-10 defenses three times and one of the top-10 offenses twice. Arizona and New England are the only two teams in the NFL that have finished the past two seasons (2015-16) with both a top-10 offense and top-10 defense.

- During Keim's tenure, Arizona has established franchise records for wins in a season (13 in 2015), points in a season (489 in 2015), led the NFL in total offense for the first time in team history (#1 in 2015) and led the NFL in sacks for the second time ever (48.0 in 2016).



BIDWILL'S HOME RUN HIRES

In a nine-day span in January of 2013, Cardinals President **Michael Bidwill** hired GM **Steve Keim** (Jan. 8) and head coach **Bruce Arians** (Jan. 17). In the resulting four seasons, the Cardinals won more games (41) than any other four-year span in franchise history.

Keim was one of seven GMs hired in 2013 and is one of just three who still holds his position.



GMs Hired in January 2013

Steve Keim, AZ	January 8
David Caldwell, Jax	January 8
Tom Telesco, LAC	January 9
Dave Gettleman, Car*	January 9
John Dorsey, KC*	January 14
John Idzik, NYJ*	January 18
Mike Lombardi, Cle*	January 18

* No longer with team

Team Record Since '13

42-23-1 (.644)
16-50 (.242)
27-39 (.409)
42-23-1 (.644)
45-21 (.682)
27-39 (.409)
15-51 (.227)

In January of 2013 there were eight head coach openings. None were hired later than Arians, who along with Kansas City's Andy Reid, are the only two who still hold their jobs.

Head Coaches Hired in January 2013

Andy Reid, KC	January 4
Doug Marrone, Buf*	January 6
Rob Chudzinski, Cle*	January 10
Mike McCoy, LAC*	January 15
Marc Trestman, Chi*	January 16
Chip Kelly, Phi*	January 16
Gus Bradley, Jax*	January 17
Bruce Arians, AZ	January 17

* No longer with team

Team Record Since '13

45-21 (.682)
31-35 (.470)
15-51 (.227)
27-39 (.409)
22-44 (.333)
35-31 (.530)
16-50 (.242)
42-23-1 (.644)

BIDWILL TO RECEIVE MUSIAL AWARD

In November of 2017, Cardinals team President **Michael Bidwill** is set to be honored at the Musial Awards in St. Louis after he reached out to help the local chapter of the National Football Foundation.

The St. Louis Tom Lombardo chapter of the NFF faced a shortage in funding and needed help with its annual banquet honoring local scholar-athletes in high school football. Bidwill responded with a check for \$10,000.

"Michael Bidwill's actions embody the goodness and decency we seek to celebrate with the Musial Awards," said Frank Viverito, president of the St. Louis Sports Commission. "This was something he certainly did not have to do and did not seek credit for. In light of everything, he sets a perfect example of what it means to be a 'good sport.'"

Bidwill is a member of the NFF Hall of Fame. In January of 2016, he and Arizona Governor Doug Ducey were inducted into the NFF Hall of Fame for their roles in helping shape the economic future of the state.

ARIZONA GOING INTERNATIONAL IN 2017

In Week 7 the Cardinals will face the Los Angeles Rams in London, England at Twickenham Stadium. It will mark Arizona's first game outside the United States since a 2005 matchup vs. the 49ers in Mexico City.

After playing three games to sellout crowds in London each season since 2014, the NFL is expanding to four games in 2017. As such, the league will have played 21 games in the UK since the first regular-season game in London in 2007.

Cardinals History Playing Abroad

• **August 16, 1976 (Tokyo, Japan)** - In a preseason matchup, the Cardinals and Chargers squared off in the first-ever NFL game held outside North America. Cardinals prevailed 20-10 in front of a crowd of 38,000 fans at Korakuen Stadium.

• **August 6, 1983 (London, England)** - The 1983 preseason saw the first-ever NFL game in England as the Cardinals faced the Vikings in front of 32,847 fans at Wembley Stadium.

• **October 2, 2005 (Mexico City, Mexico)** - The Cardinals and 49ers squared off in Mexico City in the first-ever NFL regular season game outside of the United States. Arizona defeated San Francisco 31-14 in front of an NFL-record crowd of 103,467 at Estadio Azteca.

The NFL will play five international games during the 2017 season, with four taking place in London and one in Mexico City.

NFL International Series - 2017

Week	Teams	Location (Stadium)
3	Ravens vs. Jaguars	London (Wembley)
4	Saints vs. Dolphins	London (Wembley)
7	Cardinals vs. Rams	London (Twickenham)
8	Vikings vs. Browns	London (Twickenham)
11	Patriots vs. Raiders	Mexico City (Estadio Azteca)



MR. B SELECTED TO AZ HALL OF FAME

Last week it was announced that Cardinals owner **Bill Bidwill** will join former Coyotes captain Shane Doan, Grand Canyon basketball coach and former Phoenix Suns star Dan Marjerle, ASU Wrestler Anthony Robles and journalist Paola Boivin in the 2017 Arizona Sports Hall of Fame class.



The Arizona Sports Hall of Fame honors athletes, coaches, administrators and others who have made significant contributions to Arizona sports.

Bidwill's association with the Cardinals began as a child ball boy when the team resided on Chicago's South Side. He is now in his eighth different decade with the oldest continuously operated professional football franchise. Under Bidwill's leadership, the Cardinals have won three NFC West titles and the 2008 NFC Championship.

Long noted for his philanthropy, "Mr. B" has quietly but consistently impacted Arizona by supporting numerous local charities since the team's arrival in the desert in 1988. He also directed the formation of Cardinals Charities, the team's philanthropic arm dedicated to supporting worthy Arizona causes.

CARDS LOSE AN ALL-PRO

In the third quarter of the season opener at Detroit, All-Pro RB **David Johnson** suffered a dislocation of his left wrist and was placed on IR.



"It's always a huge blow to lose a top player," head coach **Bruce Arians** said of the injury. "But, it's not the end of the world. We've got quality guys on our team and it's an opportunity for somebody to step up. David Johnson became David Johnson because of somebody's injury."

David Johnson Highlights in 2016:

- Earned first-team All-Pro honors (AP, PFWA, Sporting News, Pro Football Focus) after leading the NFL and establishing a new franchise single-season record with 2,118 scrimmage yards.
- Led the NFL and set a franchise record with 20 TDs, including a franchise record 16 rushing TDs.
- Became just the seventh player since the 1970 merger to lead the NFL in both scrimmage yards and TDs in a season.
- Became the first player in NFL history to post 100+ scrimmage yards in each of the first 15 games of a season. His 15 games with 100+ scrimmage yards tied Barry Sanders (1997) for the most in NFL history in a single season.
- Led all NFL RBs in receptions (80) and receiving yards (879).

TRAVELING FAR AND WIDE

Highlighted by their trip to London in Week 7, the Cardinals will be a well-traveled team in 2017. Arizona joins the Rams, Raiders, Dolphins and Chargers as the only teams that will "travel around the world" at least once this season. A trip around the globe is 25,000 miles.

NFL Leaders - Total Miles Traveled in 2017

Rnk	Team	Miles
1	L.A. Rams	32,600
2	Oakland	30,899
3	Arizona	30,035
4	Miami	27,520
5	L.A. Chargers	26,134

CARDINALS TRAVEL NOTES

**Three of the Cards first five games will be played in the Eastern time zone and four of their first seven games with have a 10:00 AM (AZ time) start.

**Of the Cardinals 11 road trips in 2017 (preseason included), seven will involve traveling across at least two time zones.

WARNER ENSHRINED IN CANTON

On August 5, the Hall of Fame Class of 2017 - featuring former Cardinals QB **Kurt Warner** - was enshrined into Canton. Joining Warner in the 2017 class were K Morten Anderson, RB Terrell Davis, S Kenny Easley, DE Jason Taylor, RB LaDainian Tomlinson and Cowboys owner Jerry Jones.

Warner became the 13th member of the Cardinals organization enshrined in the Pro Football Hall of Fame and the second one in the last four years (Aeneas Williams, 2014). Warner is set to receive his Hall of Fame ring at halftime of the Cardinals Week 4 game vs. the 49ers.

Cardinals in the Pro Football Hall of Fame

Person	Year Inducted
Charles W. Bidwill, Sr. (Owner)	1967
Jimmy Conzelman (Coach)	1964
T Dan Dierdorf	1996
HB John "Paddy" Driscoll	1965
DB Dick "Night Train" Lane	1974
HB Ollie Matson	1972
HB Ernie Nevers	1963
TE Jackie Smith	1994
HB Charley Trippi	1968
QB Kurt Warner	2017
CB Roger Wehrli	2007
S Aeneas Williams	2014
S Larry Wilson	1978



Warner spent five seasons (2005-09) in Arizona, starting 57 of 61 games while leading the Cardinals to their first-ever Super Bowl appearance in Super Bowl XLIII following the 2008 season. He led Arizona to back-to-back NFC West titles in 2008-09 while re-writing the franchise record books in the process. A two-time NFL MVP and Super Bowl XXXIV MVP, Warner played 12 seasons in the NFL with the Rams (1998-2003), Giants (2004) and Cardinals (2005-2009).

STADIUM A BOON TO ARIZONA

When construction on a new football stadium began more than a decade ago, Cardinals President **Michael Bidwill** had big dreams. He wanted a state-of-the-art home for the team, but also a facility to showcase some of the world's biggest sporting events.



That vision turned to reality, as University of Phoenix Stadium recently capped off an unprecedented three-year stretch in which it hosted the Super Bowl, the Pro Bowl, a college football national championship game and the Final Four.

In a press conference held at University of Phoenix Stadium during training camp that featured Bidwill and Arizona Governor Doug Ducey, it was announced that - according to a study completed by the Seidman Research Institute, W.P. Carey School of Business at Arizona State University - those four marquee events generated \$1.3 billion in economic impact.

"There were a lot of hopes and expectations, and I couldn't be more proud of the progress we made," Bidwill said. "We envisioned it to be an economic engine, and it truly has been."

The Final Four was the most recent of the events, and it brought \$324.5 million into the local economy, the largest non-Super Bowl event impact in Arizona history, according to the study.

"When it comes to hosting iconic sporting events, nobody - and I mean nobody - does it better than the state of Arizona," Governor Doug Ducey said. "And no place is a better venue than University of Phoenix Stadium."

The presence of the major sporting events in Arizona was looked upon favorably by residents. According to a Nielsen Sports survey of 1,540 Phoenix-area residents, 90% said the three-year run had a positive impact on the community.

It All Adds Up at University of Phoenix Stadium

Sold out Cardinals home games, Super Bowls, Pro Bowls, College Football National Championship Games, the Final Four, International soccer tournaments and a host of other events in 11+ years at University of Phoenix Stadium have resulted in an estimated economic impact valued at more than \$5 billion.

NEW FACES IN 2017

Below is a breakdown of the new faces in Arizona this season:

- The Cards have added 9 veteran free agents and 5 draft picks this season. In all, 14 of the 52 players (26.9%) on the current roster were not with the Cardinals during the 2016 season.
- Of the 45 players who started at least one game for Arizona last season, 30 are back this season.
- Since January 5th, the Cardinals have made a total of 163 transactions, including free agency, the NFL Draft, rookie free agent signings, released and re-signed players, trades, waived-injured players and practice squad.
- Of the 52 players on the Cardinals current roster, 35 appeared in at least one game for Arizona last season.

Below is a look at Arizona's roster turnover by season under GM **Steve Keim**:

Regular Season Week 3 Roster (2013-17)

Year	New Players	Pct
2013	26	49.1
2014	18	33.9
2015	17	32.1
2016	11	20.8
2017	14	26.9

New Veteran Players – Position (Previous Team)

Antoine Bethea - Safety (San Francisco)
Alex Boone - Guard (Minnesota)
Josh Bynes - Linebacker (Detroit)
Karlos Dansby - Linebacker (Cincinnati)
Phil Dawson - Kicker (San Francisco)
D.J. Foster - Running Back (New England)
Blaine Gabbert - Quarterback (San Francisco)
Andy Lee - Punter (Carolina)
Tramon Williams - Cornerback (Cleveland)

2017 Draft Picks – Position (Selection)

Haason Reddick - Linebacker (1st Round, 13th Overall)
Budda Baker - Safety (2nd Round, 36th Overall)
Chad Williams - Wide Receiver (3rd Round, 98th Overall)
Will Holden - Tackle (5th Round, 157th Overall)
Rudy Ford - Safety (6th Round, 208th Overall)

CHECKING IN ON THE ROOKIES

Below is a look at a few highlights produced by Arizona's rookie class through the first two games this season.

LB Haason Reddick (1st round, 13th overall)

Starting at the \$LB position in his NFL debut at Detroit, Reddick was all over the field against the Lions. He finished his inaugural NFL game with a team-high 10 tackles, two tackles for loss, two QB pressures and a QB hit.


Last week at Indy, Reddick followed up with another 10 tackles, giving him 20 tackles, two tackles for loss, two QB pressures and a QB hit in his first two games.

S Budda Baker (2nd round, 36th overall)

The rookie safety finished last week's game with two tackles in just three snaps on defense and also added a game-high three total tackles on special teams.

While he made a number of stops on special teams, his biggest play came on defense. After the Cardinals scored a TD to pull to within three points of the Colts (13-10) midway through the fourth quarter, Baker made a pivotal tackle on a 3rd-n-6 completion to WR Donte Moncrief. Baker secured the open-field tackle for a three-yard gain forcing an Indy punt. Arizona tied the game on the ensuing possession with fewer than four minutes remaining.

Through the first two games, Baker has two tackles on defense and a team-high four tackles on special teams.



G/T Will Holden (5th round, 157th overall)

Inactive for the season opener at Detroit, Holden made his first career start last week in the Cardinals OT victory at Indy. He played 15 total snaps on offense as an eligible lineman (tight end).

WR Chad Williams (3rd round, 98th overall)

Williams made his NFL debut last week and played 10 snaps on offense. He hauled in his first career reception with a 15-yard catch on 2nd-n-17 in the second quarter. The play helped extended what turned into a 15-play scoring drive that led to the Cardinals first points of the game.

CARDINALS INDY QUOTE SHEET

WR J.J. Nelson on being known as the quiet one in the locker room:

"Yeah I am quiet. They (my teammates) will tell you. They get on me every day about not talking. I just let my play do the talking for the most part. I have been that way since I was little."

DL Frostee Rucker on the come-from-behind win at Indy:

"This is the NFL. Each inch, each blade of grass - it's hard to conquer. It feels good being 1-1 and hopefully things will role from here. We scratch and claw and we fight all the way until the last second - 60 minutes and then even more.""

SCORING ON DEFENSE

In the season opener at Detroit two weeks ago, CB **Justin Bethel** intercepted a Matthew Stafford pass in the first quarter and returned it 82 yards for a TD. It was Bethel's second INT return TD in as many games (66-yard INT return at LA Rams in 2016 finale).

Dating back to 2013, it gives the Cardinals 19 total defensive TDs (14 INT returns, 5 Fumble Returns). That ties Kansas City for the most in the NFL during that span.

NFL Team Leaders - Defensive TDs (2013-17)

Rnk	Team	Touchdowns (Type)
1	Kansas City	19 (14 INT, 5 Fumble)
2	Arizona	19 (14 INT, 5 Fumble)
3	Denver	15 (11 INT, 4 Fumble)
4t	Tampa Bay	14 (12 INT, 2 Fumble)
4t	Atlanta	14 (7 INT, 7 Fumble)
4t	Philadelphia	14 (9 INT, 5 Fumble)
4t	LA Rams	14 (8 INT, 6 Fumble)



The Cardinals 14 INT return TDs in that span are tied for the most in the NFL.

NFL Team Leaders - INT Return TDs (2013-17)

Rnk	Team	INT-TD
1t	Arizona	14
1t	Kansas City	14
3	Tampa Bay	12
4t	Denver	11
4t	Carolina	11

RETURNING FOR BETTCHER

Under defensive coordinator **James Bettcher** (2015-17), the Cardinals defense has posted 10 total TDs (7 INT, 3 FR). Only Kansas City (11) has more defensive TDs over that span.

NFL Leaders - Defensive TDs (2015-16)

Rnk	Team	Touchdowns (Type)
1	Kansas City	11 (8 INT, 3 Fumble)
2t	Arizona	10 (7 INT, 3 Fumble)
2t	Denver	10 (8 INT, 2 Fumble)
4	Atlanta	9 (4 INT, 5 Fumble)
5	Tampa Bay	8 (6 INT, 2 Fumble)

ARIZONA'S CAPTAINS IN 2017

Arizona announced the five team captains for the 2017 season as selected in a team vote.

For the second straight year, QB **Carson Palmer** and WR **Larry Fitzgerald** were named captains on offense. The 2017 season marks the 10th time in Palmer's career he has been named a captain and fifth straight year in Arizona. Fitzgerald was named a captain for the seventh time. The Cardinals longest tenured player (now in his 14th season), Fitzgerald earned the honor in five consecutive seasons between 2009-13 and again in 2016.

On defense, CB **Patrick Peterson** and DL **Frostee Rucker** were named team captains. Peterson will serve as a captain for the fourth time in his career and for the third straight year (2013, 2015-17). Now in his 12th NFL season, and fifth in Arizona, Rucker will serve as a team captain for the first time in his career.

Serving as special teams captain is K **Phil Dawson**. Signed as a free agent in the offseason, Dawson was named team captain for the eighth time in his career (2007-10, 2012, 2015-17).



CARDINALS PRONUNCIATIONS

S Antoine Bethea	ANN-twahn / buh-THAY
G Evan Boehm	BAME (like Name)
WR Jaron Brown	juh-RON
\$LB Deone Bucannon	day-OWN
G Mike Iupati	yoo-PAH-tee
S Tyrann Mathieu	TY-run (like Byron) / Matthew
DL Josh Mauro	MORE-oh
TE Ifeanyi Momah	ee-FAH-nee / MOE-ma
DL Robert Nkemdiche	kim-DEE-chee
LB Haason Reddick	HUH-sahn
T Jared Veldheer	vell-DEER
CB Tramon Williams	truh-MON
DL Xavier Williams	ex-ZAVE-yer

ARIANS AT 42 WINS IN ARIZONA

The Cardinals win over the Colts last week marked the 42nd victory for head coach **Bruce Arians**. He is now tied with 2017 Hall of Fame finalist Don Coryell for second place on the franchise all-time wins list.

Arians needs just eight more wins to pass Ken Whisenhunt (49) as the winningest head coach in franchise history.

Franchise History – Wins by Head Coach

Rnk	Coach (Years)	Wins
1	Ken Whisenhunt (2007-12)	49
2t	Bruce Arians (2013-17)	42
2t	Don Coryell (1973-77)	42
4	Jim Hanifan (1980-85)	39
5t	Charley Winner (1966-70)	35
5t	Jimmy Conzelman (1940-42, 46-48)	35



Arizona now has a 19-15 record on the road under Arians, and his 19 wins are tied for the highest total in team history.

Franchise Record – Road Wins By Head Coach

Rnk	Coach	Wins
1t	Bruce Arians	19
1t	Don Coryell	19
1t	Jimmy Conzelman	19
4	Jim Hanifan	18
5	Wally Lemm	16

ARIANS IN 78 GAMES AS HEAD COACH

Arians is 19 games over .500 as the Cardinals head coach (42-23-1) in the regular season. Including his 9-3 record as an interim head coach with Indy in 2012, he is 25 games over .500 as an NFL head coach (51-26-1). Among active head coaches, only Bill Belichick (61), Pete Carroll (55) and Mike McCarthy (52) have more wins than Arians (51) in his last 78 games.

NFL Head Coaches In Their Last 78 Games

W-L	Coach (Team)
61-17	Bill Belichick (New England)
55-22-1	Pete Carroll (Seattle)
52-25-1	Mike McCarthy (Green Bay)
51-26-1	Bruce Arians (Arizona/Indianapolis)
46-32	Andy Reid (Kansas City/Philadelphia)
45-31-2	Marvin Lewis (Cincinnati)
45-33	John Fox (Chicago/Denver)

Below is a breakdown of Arians' regular season record as a head coach:

Arians as an NFL Head Coach

Team (Year)	W-L	Pct
Indianapolis (2012)	9-3	.750
Arizona (2013)	10-6	.625
Arizona (2014)	11-5	.688
Arizona (2015)	13-3	.813
Arizona (2016)	7-8-1	.469
Arizona (2017)	1-1	.500

IN THE ARIANS ERA

Below is a breakdown of the Cardinals regular season win-loss record during **Bruce Arians'** tenure at the helm:

Statistic	W-L
Record	42-23-1
At Home	23-8-1
On the Road	19-15
Primetime Games	9-3-1
Indoors	23-11-1
Outdoors	19-12
On Natural Grass	33-15-1
Vs. NFC	30-18-1
Vs. AFC	12-5
When Winning Turnover Battle	26-2
When Scored First	27-9-1
When Opp. Scores First	15-14
Out-Rush Opponent	34-4-1
Cardinals Have 100-Yard Rusher	9-1-1
Scoring 20 Points or More	34-13
Allowing 20 Points or Fewer	33-3-1
Scoring 30 Points or More	19-1
Led at Halftime	26-3-1
Led After 3rd Quarter	34-4-1
Won the Coin Toss	23-13
Lost the Coin Toss	19-10-1
September	10-5
October	9-7-1
November	11-4
December	11-6
January	1-1

CARDS UNDER ARIANS

- His 41 wins between 2013-16 were more than any head coach in Cardinals history through any four-year span and only four teams – New England (50), Denver (46), Seattle (45) and Kansas City (43) – had more wins than Arizona in that span.

- In 2014, became just the second coach in franchise history (Don Coryell, 1974) to be named the *Associated Press* Coach of the Year.

- In 2015, Arians led the Cards to their first division title since 2009, their first-ever postseason bye and their second-ever appearance in the NFC Championship Game.

- Under Arians, the Cardinals tied the then-franchise record with 11 wins in 2014 before establishing a new franchise record for wins (13) in 2015.

- In 2015, the Cardinals established a new franchise single-season record with seven road wins. In 2014, Arizona finished the regular season with a 7-1 record at home, the most home wins for the franchise in a season since 1925 (11).

- In the previous two seasons (2015-16) the Cardinals posted the #1 (489 in 2015) and #4 (418 in 2016) single-season point totals in franchise history.

- In 2015, the Cardinals posted the #1 offense in the NFL for the first time in franchise history. Arizona has ranked in the top-10 in both offense and defense in each of the last two seasons.

TWO-TIME COACH OF THE YEAR

Bruce Arians was named the *Associated Press* 2014 NFL Coach of the Year after leading the Cardinals to an 11-5 record and a postseason berth.

It marked the second time in three years Arians was awarded NFL Coach of the Year honors (Indianapolis, 2012). He became the first coach in NFL history to be named Coach of the Year multiple times in a three-year span with multiple teams.

Arians is one of 12 coaches in NFL history to win the award multiple times and the sixth to be honored with multiple teams. He is also one of just six coaches in NFL history to earn *AP* Coach of the Year honors twice in a three-year span.

Multiple Coach of the Year Award Winners

COY	Coach (Teams and Years)
4	Don Shula (1972 Miami, 1968, 1967*, 1964 Baltimore)
3	Bill Belichick (2010, 2007, 2003 New England)
3	Chuck Knox (1984 Seattle, 1980 Buffalo, 1973 LA Rams)
2	Bruce Arians (2014 Arizona, 2012 Indianapolis)
2	Ron Rivera (2015, 2013 Carolina)
2	Dan Reeves (1998 Atlanta, 1993 NY Giants)
2	Bill Parcells (1994 New England, 1986 NY Giants)
2	Mike Ditka (1988, 1985 Chicago)
2	Joe Gibbs (1983, 1982 Washington)
2	George Allen (1971 Washington, 1967* LA Rams)
2	George Halas (1965, 1963 Chicago)
2	Allie Sherman (1962, 1961 NY Giants)

*1967 co-winners Shula and Allen
+Coaches in bold have won with multiple teams

In 2012, Arians was named NFL Coach of the Year after serving 12 games as the Colts interim head coach while Chuck Pagano was treated for leukemia. He led the Colts to a 9-3 record and a playoff berth while tying the NFL record for the most wins ever by an interim coach.

NFC coaches, including four straight by Arians and Panthers Ron Rivera (2012-15), have combined to win the last six *AP* Coach of the Year awards.

Recent AP NFL Coach of the Year Winners

Year	Coach (Team)
2016	Jason Garrett (Dallas)
2015	Ron Rivera (Carolina)
2014	Bruce Arians (Arizona)
2013	Ron Rivera (Carolina)
2012	Bruce Arians (Indianapolis)
2011	Jim Harbaugh (San Francisco)
2010	Bill Belichick (New England)

HELPING IN HIS HOMETOWN

At a news conference in June of 2017 in his home town of York, PA, **Bruce Arians** pledged \$100,000 toward a \$3 million goal to establish the York City Park Conservancy.

The group, for which Arians will serve as the honorary chair, is tasked with overseeing the preservation of the city's 25 green spaces and parks. That includes Memorial Park, where Arians spent time as a child.

"I know for a fact I wouldn't be here today if it wasn't for (Memorial) Park," Arians said during his speech to announce the initiative. "It's a pleasure to be a part of this initiative. We're going to try to raise as much money and blow that \$3 million (goal) away."



A STELLAR FIRST TWO SEASONS

Now in his sixth NFL season and fifth with the Cardinals, **James Bettcher** is in his third year as defensive coordinator.

Bettcher's first two seasons as the Cardinals defensive coordinator saw the team become of the NFL's top-ranked units.

The Cardinals featured the NFL's #2 ranked defense in 2016 after having the #5 ranked defense in Bettcher's first season as defensive coordinator in 2015. It is the first time in team history the Cardinals have gone consecutive seasons with one of the league's top-five defenses. The #2 ranking in 2016 is the top defensive ranking in franchise history.



In 2016 the Cardinals finished the season with an NFL-high 48 sacks. It marked just the second time in franchise history (59.0 in 1983) the Cardinals led the NFL in sacks. Arizona also led the NFL with 105 tackles for loss in '16.

Below is a look at where the Cardinals ranked in the NFL in a number of different categories in their first two seasons under Bettcher:

NFL Defensive Rankings (2015-16)

Statistic	Total	Rank
Total Defense (YPG)	313.4	4th
Takeaways	61	3rd
Interceptions	33	t-4th
Forced Fumbles	36	t-2nd
Defensive Touchdowns	9	t-2nd
INT Returns for Touchdowns	6	t-3rd
Sacks	84	t-4th
Tackles for Loss	196	1st
Opponent Pass Yards/Game	220.4	4th
Opponent Rush Yards/Game	93.1	4th
Opponent Rush Yards/Attempt	3.74	3rd
Opponent Total First Downs	577	2nd

BETTCHERS TO THE RESCUE

Along with wife, **Erica**, Cards defensive coordinator **James Bettcher** received the City of Chandler's Life Saver Award earlier this year after helping free a boy trapped under a vehicle in February.

Tauren Meadows, Jr. was riding his bike to school when he was struck and run over by a car, becoming trapped beneath the vehicle. Needing immediate attention, the Meadows received aid from the Bettchers and another bystander. While James and the bystander used a carjack to free the boy, Erica remained by his side, keeping him calm throughout the rescue.



"We really had a great 911 operator that directed us, everything to do and things to check on the young man," James Bettcher said after receiving the honor. "Our first responders, our medical service personnel, our firefighters – those men and women behind the scenes who run two things on a daily basis: to keep us safe and to protect us. That's really, for me, that's what it all represented, and for me, that's what it's really about."

EXPERIENCED MENTORS

The Cardinals have two assistant coaches - Assistant Head Coach/Offense **Tom Moore** and Pass Rush Specialist **Tom Pratt** - who are both in their 39th season as NFL assistants in 2017. The duo has more experience among active NFL assistants than any other coach in the NFL outside of Tennessee's Dick LeBeau (45th season).

Moore (whose first season as an NFL assistant came in 1977 with the Steelers) has mentored 26 different Pro Bowlers and 10 players who went on to earn a spot in the Pro Football Hall of Fame. The only active NFL coach to have coached in Super Bowl I, Pratt also owns the distinction of being the only coach in the league to coach in the NFL in six different decades - the '60s, '70s, '80s, '90s, '00s, and '10s.

105TH SEASON BETWEEN THEM

Combined with their experience coaching in college and in other professional leagues, Moore enters his 53rd year coaching in 2017 and Pratt enters his 52nd.



AZ ONE OF THE BEST UNDER GOODY

When **Harold Goodwin** was named the Cardinals offensive coordinator in 2013, he was handed the reins of an offense that - in 2012 - finished the year as the league's 32nd ranked unit. Things changed quickly under his watch.

In 2015 - his third at the helm of the offense - the Cardinals had the top ranked offense in the NFL for the first time in franchise history. The team also set team single-season records for points (489), TDs (59), TD passes (35), total net yards (6,533), first downs (373) and first downs passing (237).

The Cardinals followed that up by posting the league's #9 ranked offense in 2016. Dating back to the 1970 NFL-AFL merger, it marks just the fourth time in franchise history - and first time since 1987-88 - that the Cardinals of- fense ranked in the top-10 in consecutive seasons.



Offensive Highlights Under Goodwin

- No team in the NFL scored more TDs over the previous two seasons (2015-16) than the Cardinals (109).
- Arizona has ranked in the top-10 in total offense each of the last two seasons (#1 in 2015; #9 in 2016).
- The Cardinals have also ranked in the top-10 in scoring differential in each of the last two years (+176, 2nd in 2015; +56, 7th in 2016).
- Arizona has posted two of the top five single-season point totals in franchise history in the last two seasons (489, #1 in 2015; 418, #4 in 2016).
- The Cardinals scored 40+ points in a game and NFL-high seven times over the past two seasons (2015-16). That is as many games as the team scored 40+ points in the previous 19 seasons combined.

GOODWIN MAKES IT 11 IN A ROW WITH ARIANS

Goodwin was named Cardinals offensive coordinator on 1/21/13 after working as the Indianapolis Colts offensive line coach in 2012. Cards head coach Bruce Arians was the Colts offensive coordinator/interim head coach that year.

The 2017 season is the 11th consecutive year Goodwin has worked under Arians after previous assignments with Pittsburgh (2007-11) and Indianapolis (2012).

NEW LOOK COACHING STAFF

The Cardinals coaching staff features a few new faces in 2017 - and a few familiar faces in new positions.

Former NFL QB **Byron Leftwich**, an intern with the Cardinals last season, took over as QBs coach. **Freddie Kitchens**, the team's QBs coach the last four seasons, coaches RBs. An offensive assistant the last four seasons, **Kevin Garver** was promoted to Assistant WRs coach.

Former Pro Bowl RB **Terry Allen** joined the staff through the Bill Bidwill Fellowship.

Combined Coaching Experience

Coach	NFL	College
Bruce Arians	24	18
Tom Moore	38	13
James Bettcher	5	9
Harold Goodwin	13	9
Amos Jones	10	21
Terry Allen	-	2
Anthony Blevins	4	-
Brentson Buckner	4	-
Mike Chiurco	2	-
Rick Christophel	4	33
Darryl Drake	13	21
Larry Foote	2	-
Kevin Garver	4	6
Steve Heiden	4	1
Roger Kingdom	3	10
Freddie Kitchens	11	7
Byron Leftwich	-	-
Buddy Morris	6	19
Anthony Piroli	1	4
Tom Pratt	38	7
Nick Rapone	4	32
Kevin Ross	11	-
Bob Sanders	16	22
Larry Zierlein	12	21
Totals	229	255

COACHES BY DECADE OF BIRTH

Bruce Arians' 24-member coaching staff features coaches born in each decade from the 1930s through the 1980s.

The staff's most senior coach - 78-year old Tom Moore - and its youngest coach - 30-year old Kevin Garver - are separated by 48 years.

1930s

Tom Pratt, 1935
Tom Moore, 1938

1940s

Larry Zierlein, 1945

1950s

Bruce Arians, 1952
Rick Christophel, 1952
Bob Sanders, 1953
Nick Rapone, 1956
Darryl Drake, 1956
Buddy Morris, 1957
Amos Jones, 1959

1960s

Kevin Ross, 1962
Roger Kingdom, 1962
Terry Allen, 1968
Mike Chiurco, 1968

1970s

Brentson Buckner, 1971
Harold Goodwin, 1973
Freddie Kitchens, 1974
Anthony Blevins, 1976
Steve Heiden, 1976
James Bettcher, 1978

1980s

Larry Foote, 1980
Byron Leftwich, 1980
Anthony Piroli, 1985
Kevin Garver, 1987

FITZ AT 204 AND COUNTING

In last season's Week 15 game vs. New Orleans - 12 years, 3 months and 6 days after appearing in his first-ever regular season game - WR **Larry Fitzgerald** played in his 200th regular season game.

Fitzgerald became just the second player to appear in at least 200 games with the Cardinals - and first non-kicker to do so. He played in his 204th game in last week's win at Indianapolis.

Franchise Record - Career Games Played

Rnk	Player (Years)	Games
1	K Jim Bakken (1962-78)	234
2	WR Larry Fitzgerald (2004-)	204
3	QB Jim Hart (1966-83)	199
4	TE Jackie Smith (1963-77)	198
5	CB Roger Wehrli (1969-82)	193



Among active players, only Sebastian Janikowski (268-Oakland), Tom Brady (239-New England), Jason Witten (225-Dallas) and Antonio Gates (206-LA Chargers) have appeared in more games with one team than Fitzgerald.

Fitzgerald **had more receptions in his first 200 career games (1,116) than any player in NFL history.** Legendary Hall of Fame WR Jerry Rice (1,115) held the previous record.

NFL History - Receptions Through First 200 Career Games

Rnk	Player (Years)	Rec
1	Larry Fitzgerald (2004-16)	1,116
2	Jerry Rice (1985-1998)	1,115
3	Marvin Harrison (1996-08)	1,102
4	Anquan Boldin (2003-16)	1,067
5	Andre Johnson (2003-16)	1,062

FITZ LED AT 33

WR **Larry Fitzgerald** recorded an NFL-high 107 receptions in 2016. It marked the second time in his career (tied Steve Smith for the NFL lead with 103 receptions in 2005) that Fitzgerald led the NFL in receptions.

He became the first player in NFL history to lead the league in receptions at least 11 years apart. Prior to Fitzgerald, the longest span between leading the league in receptions was six by Jerry Rice (1990, 1996).

NFL Leaders - Receptions (2016)

Rnk	Player (Team)	Rec
1	Larry Fitzgerald (AZ)	107
2	Antonio Brown (Pit)	106
3	Odell Beckham, Jr. (NYG)	101
4	Julian Edelman (NE)	98
5	Jordy Nelson (GB)	97



It marked the fifth time in franchise history a Cardinals player led the NFL in receptions. Fitzgerald is the only player in team history to have done so multiple times. J.T. Smith (91 in 1987), Bobby Joe Conrad (73 in 1963) and Gaynell Tinsley (41 in 1938) also led the NFL in catches.

At 33 years, 123 days old, Fitzgerald became the oldest player to lead the NFL in receptions since Jerry Rice, who was 34 years, 71 days old at the end of the 1996 season when he led NFL with 108 catches. The only other player older than Rice to lead the NFL was Kansas City's MacArthur Lane, who had 66 receptions in 1976 and was 34 years, 271 days at the end of that season.

Fitzgerald has posted the top two single-season reception totals in team history in the last two seasons.

Franchise Record - Receptions (Season)

Rnk	Player (Year)	Rec
1	Larry Fitzgerald (2015)	109
2	Larry Fitzgerald (2016)	107
3	Larry Fitzgerald (2005)	103
4	Anquan Boldin (2005)	102
5t	Anquan Boldin (2003)	101
5t	Larry Centers (1995)	101

Fitzgerald and Antonio Brown both reached 100 receptions in 2016. It was the fourth 100-catch campaign for both players, who became just the seventh and eighth players in history with at least four 100-catch seasons.

NFL History - Seasons with 100+ Receptions

Rnk	Player	100+	Years
1	Brandon Marshall	6	2007, 2008, 2009, 2012, 2013, 2015
2t	Andre Johnson	5	2006, 2008, 2009, 2012, 2013
2t	Wes Welker	5	2007, 2008, 2009, 2011, 2012
4t	Larry Fitzgerald	4	2005, 2007, 2015, 2016
4t	Antonio Brown	4	2013, 2014, 2015, 2016
4t	Marvin Harrison	4	1999, 2000, 2001, 2002
4t	Jerry Rice	4	1990, 1994, 1995, 1996
4t	Reggie Wayne	4	2007, 2009, 2010, 2012

A STREAK FOR THE AGES

WR **Larry Fitzgerald** had three receptions in last week's game at Indy. He now has at least one catch in 197 consecutive games. That represents the third-longest streak in NFL history.

Consecutive Games with a Reception (NFL Record)

Rnk	Player (Team)	Gms
1	Jerry Rice (1985-2004)	274
2	Tony Gonzalez (2000-2013)	211
3	Larry Fitzgerald (2004-)	197
4	Marvin Harrison (1996-2008)	190
5	Hines Ward (1998-2010)	186

Last week's game was Fitzgerald's first at Lucas Oil Stadium. He now has at least one reception in all 39 different stadiums he has played in during his NFL career. The only current venues in which Fitzgerald does not have a catch are Atlanta's Mercedes-Benz Stadium and the LA Chargers StubHub Center.

AMONG THE ALL-TIME GREATS

After catching three passes last week at Indy, Fitzgerald now has 1,134 career receptions, which ranks 3rd on the NFL's all-time receptions list.

NFL All-Time Receptions Leaders

Rnk	Rec	Player	Years	Rec. Needed To Pass
1	1,549	Jerry Rice+	1985-2004	416
2	1,325	Tony Gonzalez	1997-2013	192
3	1,134	Larry Fitzgerald*	2004-	-
4	1,102	Marvin Harrison+	1996-2008	-
5	1,101	Cris Carter+	1987-2002	-

+Hall of Fame Inductee *Active in 2017

Fitzgerald enters this week's game with 14,484 career receiving yards. He ranks 9th on the NFL's all-time list and needs just 97 yards to pass Hall of Fame WR Marvin Harrison (14,580) for 8th place.

NFL All-Time Receiving Yardage Leaders

Rnk	Yards	Player	Years	Yds Needed To Pass
1	22,895	Jerry Rice+	1985-2004	8,412
2	15,934	Terrell Owens	1996-2010	1,451
3	15,292	Randy Moss	1998-2012	810
4	15,208	Isaac Bruce	1994-2009	725
5	15,127	Tony Gonzalez	1997-2013	644
6	14,934	Tim Brown+	1988-2004	451
7	14,731	Steve Smith Sr.	2001-2016	248
8	14,580	Marvin Harrison+	1996-2008	97
9	14,484	Larry Fitzgerald*	2004-	-
10	14,345	Reggie Wayne	2001-2014	-

+Hall of Fame Inductee *Active in 2017

Fitzgerald ranks eighth on the NFL's all-time TD receptions list with 104.

NFL Career Leaders—Touchdown Receptions

Rnk	TDs	Player (Years)
1	197	WR Jerry Rice (1985-04)+
2	156	WR Randy Moss (1998-12)
3	153	WR Terrell Owens (1996-10)
4	130	WR Cris Carter (1987-02)+
5	128	WR Marvin Harrison (1996-08)
6	112	TE Antonio Gates (2003-)#
7	111	TE Tony Gonzalez (1997-14)
8	104	WR Larry Fitzgerald (2004-)#
9t	100	WR Steve Largent (1976-89)+
9t	100	WR Tim Brown (1988-04)+

+Hall of Fame Inductee #Active in 2017

ALL-PROS ON AND OFF THE FIELD

This week's game features two of the NFL's most decorated players - both on and off the field. Cardinals WR **Larry Fitzgerald** (1,134) and Cowboys TE **Jason Witten** (1,106) rank 3rd and 4th, respectively, on the NFL's all-time receptions list.

Together, the players have combined for 2,240 career receptions, 26,528 receiving yards and 169 career TDs.

Both players have spent their entire careers with one team (Fitzgerald is in his 14th season in Arizona; Witten is in his 15th with Dallas). They rank as their franchise's all-time leaders in receptions and receiving yards.

And both players have been recognized with one of the league's most distinguished honors - having been named the "Walter Payton NFL Man of the Year" - Fitzgerald in 2016 and Witten in 2012.

The "Walter Payton NFL Man of the Year" is the only league award that recognizes a player's off-the-field community service as well as his playing excellence. Fitzgerald and Giants QB Eli Manning were co-winners of the award last season.



#11 HAS HALL OF FAME CREDENTIALS

Below is a look at the career of **Larry Fitzgerald** through his first 204 career games compared to the 25 modern era WRs currently in the HOF and where they stood at that point in their career.

At this point in his career, Fitzgerald has more receptions (1,134) than all of the receivers enshrined in Canton had through 204 games. Fitzgerald also has more receiving yards (14,484) than all HOF receivers through 204 games played except Jerry Rice (17,448) and Marvin Harrison (14,580).

Fitzgerald Vs. Modern Era WRs in the Hall of Fame (203 Games)								100-
Player, HOF Year	Years	G	Rec	Yds	Avg.	Y/G	TD	Yd G
Larry Fitzgerald	2004-	204	1,134	14,484	12.8	71.0	104	42
Jerry Rice, '10	1985-04	204	1,130	17,448	15.5	86.1	162	63
Marvin Harrison, '16	1996-08	190	1,102	14,580	13.2	76.7	128	59
Cris Carter, '13	1987-02	204	969	12,355	12.8	60.6	117	38
Tim Brown, '15	1988-04	204	914	13,032	14.3	64.0	95	41
Art Monk, '08	1980-95	204	885	12,009	13.6	58.9	65	32
Andre Reed, '14	1985-00	204	887	12,539	14.1	61.5	85	36
Steve Largent, '95	1976-89	200	819	13,089	16.0	65.4	100	40
Michael Irvin, '07	1988-99	159	750	11,904	15.9	74.9	65	47
James Lofton, '03	1978-93	204	686	12,806	18.7	63.2	66	41
Charlie Joiner, '96	1969-86	204	654	10,719	16.4	51.8	56	26
Charley Taylor, '84	1964-77	165	649	9,110	14.0	55.2	79	21
Don Maynard, '87	1958, 60-73	186	633	11,834	18.7	63.6	88	50
Raymond Berry, '73	1955-67	154	631	9,275	14.7	60.2	68	23
Fred Biletnikoff, '88	1965-78	190	589	8,974	15.2	47.2	76	21
Lance Alworth, '78	1962-72	136	542	10,266	18.9	75.5	85	41
John Stallworth, '02	1974-87	165	537	8,723	16.2	52.9	63	25
Bobby Mitchell, '83	1958-68	148	521	7,954	15.3	53.7	65	25
Tommy McDonald, '98	1957-68	152	495	8,410	17.0	55.3	84	24
Paul Warfield, '83	1964-77	157	427	8,565	20.1	54.6	85	22
Tom Fears, '70	1948-56	87	400	5,397	13.5	62.0	38	15
Elroy "Crazy Legs" Hirsch, '68	1946-57	127	387	7,029	18.2	55.3	60	-
Dante Lavelli, '75	1946-56	123	386	6,488	16.8	52.7	62	-
Pete Pihos, '70	1947-55	107	373	5,619	15.1	52.5	61	14
Bob Hayes, '09	1965-75	132	371	7,414	20.0	56.2	71	23
Lynn Swann, '01	1974-87	116	336	5,462	16.3	47.1	51	11
Avg. of 25 Hall of Fame WRs			641	10,009	15.6	60.9	79	-



In fact, Fitzgerald's career numbers already surpass those of many receivers that are currently in the HOF. He has more career receptions than 24 of the 25 receivers in the HOF: Swann (336), Hayes (371), Pihos (373), Lavelli (386), Hirsch (387), Fears (400), Warfield (427), McDonald (495), Mitchell (521), Stallworth (537), Alworth (542), Biletnikoff (589), Berry (631), Maynard (633), Taylor (649), Irvin (750), Joiner (750), Lofton (764), Largent (819), Monk (940), Reed (951), Brown (1,094), Carter (1,101) and Harrison (1,102).

He has more career receiving yards than 22 of the 25 receivers in the HOF: Fears (5,397), Swann (5,462), Pihos (5,619), Lavelli (6,488), Hirsch (7,029), Hayes (7,414), Mitchell (7,954), McDonald (8,410), Warfield (8,565), Stallworth (8,723), Biletnikoff (8,974), Taylor (9,110), Berry (9,275), Alworth (10,266), Maynard (11,834), Irvin (11,904), Joiner (12,146), Monk (12,721), Largent (13,089), Reed (13,198), Carter (13,899) and Lofton (14,004).

A Career Full of Accomplishments:

- Franchise career leader in receptions (1,134), receiving yards (14,484), receiving TDs (104), total TDs (104) and 100-yard receiving games (42). His eight 1,000-yard seasons are also a franchise record.
- Led the NFL with 107 receptions in 2016, marking the second time in his career (103 in 2005; tied with Steve Smith) he had done so. He became the first player in NFL history to lead the NFL in receptions at least 11 years apart. Prior to Fitzgerald, the longest span between leading the league in receptions was six by Jerry Rice (1990, 1996).
- Fitzgerald (10) joins Hall of Famer Jerry Rice (13) as the only wide receivers in NFL history to be named to the Pro Bowl at least 10 times.
- Fitzgerald had more receptions in his first 200 career games (1,116) than any player in NFL history.
- One of just five players in NFL history to record at least 1,400 receiving yards in a season four times in their career: Jerry Rice (6), Randy Moss (4), Marvin Harrison (4) and Andre Johnson (4).
- At 28 years, 74 days old, he became the third-youngest player in NFL history to reach 70 career receiving TDs behind only Randy Moss (26 years, 269 days old) and Hall of Famer Jerry Rice (28 years, one day old).
- At 32 years, 97 days old, he became the youngest player in NFL history to reach 1,000 career receptions.
- At 31 years, 102 days old, he became the youngest player in NFL history to reach 900 career receptions.
- At 30 years, 57 days old, he became the youngest player in NFL history to reach 800 career receptions.
- At 30 years, 85 days old, he became the youngest player in NFL history to reach 11,000 receiving yards.
- In 2010, he became the first player in NFL history to record 90+ receptions five times in their first seven seasons.
- During the 2008 postseason, he broke virtually every major playoff receiving record, establishing new single-season marks for receptions (30), receiving yards (546) and TDs (7). His four 100-yard receiving games in the postseason established a new NFL record for consecutive games with 100 yards receiving.
- His 10 TD receptions in nine career postseason games are an NFL record for a player in their first nine career playoff contests.
- With a then franchise-record 103 receptions during the 2005 season, he became the youngest player in NFL history to record a 100-catch campaign when he reached the mark at 22 years, 123 days old.
- Led the NFL in receiving TDs in both the 2008 (12) and 2009 (13) seasons. In addition to his 10 receiving TDs in 2007, he became the first player in franchise history to record at least 10 TDs in three consecutive seasons.
- At 29 years, 44 days old, joined Randy Moss (28 years, 314 days) as the only players in NFL history to reach 10,000 career receiving yards before the age of 30.
- One of just seven players in NFL history to record 14,000+ receiving yards and 100+ TD receptions in their career.

CJ BACK FOR SEASON THREE IN AZ

With the wrist injury to RB David Johnson in Week 1, the Cardinals re-signed RB **Chris Johnson**, who is in his third season with Arizona. Johnson was with the Cardinals from 2015-16 and was also with the team this preseason.

In 2015, Johnson led the Cardinals with 814 rushing yards on 196 carries, and his four 100-yard rushing games were the most by a Cardinal in a single season since Stump Mitchell also had four in 1985.

After rushing for 44 yards last week at Indy, Johnson has 9,581 rushing yards and needs just 419 yards to reach 10,000 for his career. Johnson's 9,581 rushing yards rank third among all active NFL players.

NFL Leaders – Career Rushing Yards (Active)

Rnk	Player (1st Year)	Yards
1	Frank Gore (2005)	13,153
2	Adrian Peterson (2007)	11,791
3	Chris Johnson (2008)	9,581
4	Matt Forte (2008)	9,484
5	Marshawn Lynch (2007)	9,233

Johnson Hitting 100

Dating back to 2008, his first NFL season, Johnson's 40 100-yard performances are the second-most in the NFL.


NFL Leaders—Games w/ 100+ Rush Yards (2008-17)

Rnk	Player (Team)	100+
1	Adrian Peterson (NO)	43
2	Chris Johnson (AZ)	40
3	LeSean McCoy (Buf)	34
4	Arian Foster (Retired)	32
5	Frank Gore (Ind)	29

A three-time Pro Bowler, Johnson led the league with 2,006 rushing yards in 2009, becoming the sixth player in NFL history to top 2,000 rushing yards in a season. He remains one of seven players in NFL history to accomplish that feat.

NFL's All-Time 2,000-Yard Rushers (Season)

Rnk	Player (Team)	Yards	Year
1	Eric Dickerson (LA Rams)	2,105	1984
2	Adrian Peterson (Min)	2,097	2012
3	Jamal Lewis (Bal)	2,066	2003
4	Barry Sanders (Det)	2,053	1997
5	Terrell Davis (Den)	2,008	1998
6	Chris Johnson (Ten)	2,006	2009
7	O.J. Simpson (Buf)	2,003	1973



KERWYNN DOES IT ALL

The career of RB **Kerwynn Williams** has been defined by persistence, taking advantage of opportunities that present themselves - and most importantly - being versatile.

Last week, Williams' opportunity came against the team that originally drafted him into the NFL when he made his first career start in place of the injured **David Johnson**. Indianapolis selected Williams in the seventh round (230th overall) in 2013 and - 25 roster moves later - he had a big role in the offense.

The 2017 season is Williams' fourth in Arizona, and he has earned his spot on the roster by being versatile. In his first three seasons with the Cardinals, Williams has served as a RB, has covered kickoff and punts, and has even taken over at QB when the teams runs the Wildcat formation.

This season, he entered the year as the backup RB behind David Johnson and served as the punt and kickoff return man.

Kerwynn Williams Fact Sheet

--Williams endured 25 different roster moves in his first four NFL seasons.

Season	Moves	Key Details
2016	4	Released 2x; Re-signed 2x
2015	6	Released 2x; 2x on practice squad; 2x on active roster
2014	7	Released 2x; 2x on practice squad; 1x on active roster
2013	8	Released 3x; 3x on practice squad; 1x on active roster

--After he was selected by the Colts in 2013, Williams endured 15 different roster moves between Indianapolis, San Diego and Arizona during his first 21 months in the NFL.

--He endured four different roster moves with Arizona in a span of 37 days before seeing his first NFL action at RB (vs. KC in Week 14 of the 2014 season), when he rushed for 100 yards on 19 carries.

--In Arizona, has played on kickoff and punt coverage, kickoff and punt return, played RB and played QB in the Wildcat.

--Averaged 5.6 yards per carry in his first three seasons with Arizona.

--Has scored a TD in three of his last five games, including a career-long 49-yard scoring run out of the Wildcat formation vs. New Orleans (12/18/16). He scored on a three-yard run this year's season opener vs. Detroit.

--In 2016, he was Arizona's second-leading rusher with 157 yards and two TDs on just 18 carries (8.7 average).

--In 23 games for the Cardinals, Williams has totaled 577 yards and four TDs on 112 carries, 35 yards on six receptions and 207 yards on 12 KORs since 2014.



A THREAT FROM ANYWHERE

Selected by the Cardinals in the sixth round (187th overall) of the 2013 NFL Draft out of Clemson, RB **Andre Ellington** has had a career marked by injuries. As a rookie in 2013, Ellington burst onto the scene, rushing for 652 yards on just 118 attempts. His 5.53-yard rushing average that season led all NFL players with a minimum of 100 attempts.

Ellington posted 1,023 scrimmage yards in 2013 and 1,055 yards in 2014. He joined David Johnson (2015-16) and Ottis Anderson (1979-80) as the only players in team history with 1,000+ scrimmage yards in each of their first two seasons.

Ellington entered the 2015 season as the team's starting RB, but injuries, the arrival of Chris Johnson and the emergence of David Johnson limited him to just two starts in 10 games played.

A True Dual Threat

When he has been on the field, Ellington has been an explosive playmaker. He has 12 career TDs (9 rushing, 3 receiving), has averaged 4.3 yards per rush attempt (1,708 yards on 400 carries) and has 1,046 yards on 117 career receptions.

Despite playing in just 12 games in 2014, Ellington was one of six players in with at least 650 rushing yards and 350+ receiving yards that year.

NFL Players with 650+ Rushing & 350+ Receiving Yards (2014)

Player (Team)	Rush	Rec
RB Andre Ellington (AZ)	660	395
RB DeMarco Murray (Dal)	1,845	416
RB Le'Veon Bell (Pit)	1,361	854
RB Marshawn Lynch (Sea)	1,306	367
RB Eddie Lacy (GB)	1,139	427
RB Matt Forte (Chi)	1,038	808

A Unique Big Play Ability

Ellington is the only active player in the NFL with both a rushing and receiving TD of 80+ yards. He has receiving TDs of 81 and 36 yards with rushing TDs of 80, 63 and 48 yards.



STRONG UP FRONT

Arizona's Week 1 starting front five missed a combined 24 games due to injury throughout the 2016 season. However, the group was still able to help RB David Johnson earn All-Pro honors after compiling a franchise-record 16 rushing TDs and 1,239 rushing yards, the first 1,000-yard campaign by a Cardinal since Beanie Wells in 2011.

Arizona's 20 rushing TDs as a team were most since moving to Arizona, while the unit's 5,868 total net yards and 418 points ranked third and fourth, respectively, in team history.


Including postseason, the Cardinals four returning starters on the O-line have combined for 304 games of NFL experience - T **D.J. Humphries** (14), C **A.Q. Shipley** (78), G **Mike Iupati** (114) and T **Jared Veldheer** (98).

Arizona's offensive line has a different look in 2017. Veldheer, the team's starting left tackle the past three seasons, has moved to right tackle. A 2015 first round pick, third-year lineman D.J. Humphries took-over at left tackle after starting most of last season at RT. His final three starts last season came on the left side after Veldheer was lost for the season due to injury.

Shipley remains in the starting role at center. At the guard, four-time Pro Bowler Mike Iupati returns on the left side. Second-year lineman **Evan Boehm**, drafted in the fourth round by Arizona in 2016, is the starter on the right side.

With Humphries suffering a knee injury in the season opener, backup **John Wetzel** has temporarily taken over at LT. Now in his second NFL season, Wetzel appeared in all 16 games with Arizona last season, starting eight contests: LT (5), RG (2) and RT (1).

Other backups for AZ this season are G **Alex Boone** (now in his 8th NFL season and who started last week at LG in place on Iupati), rookie G/T **Will Holden** (fifth round draft pick by AZ), and C **Daniel Munyer** (played in one game with KC as a rookie in 2016).



PALMER IN THE CARDINALS RECORD BOOKS

QB **Carson Palmer** completed 364 of 597 pass attempts (61.0%) for 4,233 yards, 26 TDs, 14 INTs and a passer rating of 87.2 in 2016. Palmer now holds:



- 3 of the top 5 passing yardage totals in franchise history
- 2 of the top 5 passer ratings in franchise history
- 2 of the top 5 completion percentages in team history
- 2 of the top 5 INT rates in team history
- 2 of the top 5 pass attempt totals in team history
- 3 of the top 5 completion totals in team history



CARDINALS SINGLE-SEASON PASSING RECORDS

Passing Yards			TD Passes			Passer Rating			Completion Percentage		
Rnk	Player (Year)	Yds	Rnk	Player (Year)	TDs	Rnk	Player (Year)	Rate	Rnk	Player (Year)	Pct
1	Carson Palmer (2015)	4,671	1	Carson Palmer (2015)	35	1	Carson Palmer (2015)	104.6	1	Kurt Warner (2008)	67.1
2	Neil Lomax (1984)	4,614	2	Kurt Warner (2008)	30	2	Kurt Warner (2008)	96.9	2	Kurt Warner (2009)	66.1
3	Kurt Warner (2008)	4,583	3t	Neil Lomax (1984)	28	3	Carson Palmer (2014)	95.6	3	Kurt Warner (2005)	64.5
4	Carson Palmer (2013)	4,274	3t	Charley Johnson (1963)	28	4	Kurt Warner (2009)	93.2	4	Carson Palmer (2015)	63.7
5	Carson Palmer (2016)	4,233	5	Kurt Warner (2007)	27	5	Neil Lomax (1984)	92.5	5	Carson Palmer (2013)	63.3

Interception Rate			Pass Attempts			Completions		
Rnk	Player (Year)	Rate	Rnk	Player (Year)	Att	Rnk	Player (Year)	Com
1	Carson Palmer (2014)	1.3	1	Kurt Warner (2008)	598	1	Kurt Warner (2008)	401
2t	Carson Palmer (2015)	2.0	2	Carson Palmer (2016)	597	2	Carson Palmer (2016)	364
2t	Kent Graham (1997)	2.0	3	Carson Palmer (2013)	572	3	Carson Palmer (2013)	362
4t	Jim Hart (1974)	2.1	4	Neil Lomax (1984)	560	4	Neil Lomax (1984)	345
4t	Drew Stanton (2014)	2.1	5	Jake Plummer (1998)	547	5	Carson Palmer (2015)	342

On the franchise career list, Palmer ranks fifth in team history in passing yards (15,404), sixth in pass attempts (2,014), fifth in completions (1,255), second in completion percentage (62.3), first in yards per attempt (7.65), fifth in TDs (98), second in TD percentage (4.9) and second in passer rating (90.9).

Palmer is also tied for third in team history in wins (36), holds the franchise record for 300-yard games (23), ranks first in 400-yard games (3), third in games with 100+ passer rating (25) and third in multi-TD performances (33).

36 WINS FOR PALMER IN AZ

In leading Arizona to a comeback victory over the Colts last week, **Palmer** earned his 36th win as a Cardinals starting QB. *Palmer is now tied with Charley Johnson for third on the franchise all-time wins list.*

Franchise Record - Wins By Quarterback			
Rnk	Player (Years)	Wins	Win% (Record)
1	Jim Hart (1966-83)	87	.497 (87-88-2)
2	Neil Lomax (1981-89)	47	.475 (47-52-2)
3t	Carson Palmer (2013-)	36	.664 (36-18-1)
3t	Charley Johnson (1961-69)	36	.558 (36-28-5)
5	Jake Plummer (1997-02)	30	.366 (30-52)

Dating back to his first season with the Cardinals in 2013, Palmer has a 36-18-1 record. His .664 winning percentage is fifth-best in the NFL among active QBs during that span (min. 40 starts).

QB's with Best Win % (2013 - Present)			
Rnk	Player (Team)	Win%	W-L
1	Tom Brady (NE)	.774	48-14
2	Russell Wilson (Sea)	.705	46-19-1
3t	Alex Smith (KC)	.683	43-20
3t	Cam Newton (Car)	.683	43-20
5	Carson Palmer (AZ)	.664	36-18-1

HIGHLY RATED

Carson Palmer posted a passer rating of 111.7 in the Cardinals Week 16 victory over the Seahawks in Seattle last year. That represented the highest rating for an opposing QB at CenturyLink Field in over three seasons.

It also marked Palmer's 25th outing with a 100+ passer rating as a member of the Cardinals. The Cardinals are 22-3 in the 25 games in which Palmer posts a 100+ rating. Palmer's 25 games with a 100+ passer rating as a member of the Cardinals ranks third in franchise history.

Franchise Record - Games w/ 100+ Passer Rating			
Rnk	Player (Years)	100+	Gms Played
1	Jim Hart (1966-83)	31	199
2	Neil Lomax (1981-88)	30	108
3	Carson Palmer (2013-)	25	55
4	Kurt Warner (2005-09)	24	61
5	Charley Johnson (1961-69)	17	87

Between 2015-16, Palmer posted a passer rating of 100+ in 17 games. Only Matt Ryan (18) had more in that span.

NFL Leaders - Games w/ 100+ Passer Rating (2015-16)		
Rnk	Player (Team)	Games
1	Matt Ryan (Atl)	18
2t	Carson Palmer (AZ)	17
2t	Kirk Cousins (Was)	17
2t	Drew Brees (NO)	17
5	Tom Brady (NE)	16

The game against Washington in Week 13 (105.3) marked Palmer's eighth with 300+ passing yards and 3+ TD passes as a member of the Cardinals. That is the most such games in franchise history.

A RECORD 23 GAMES WITH 300+

Palmer completed 19 of 36 pass attempts for 332 yards in the victory over the Colts last week.

It was Palmer's 23rd 300-yard passing performance as a member of the Cardinals, the most in franchise history. Kurt Warner (22) held the previous record. It also marked the 50th 300-yard outing of Palmer's career.

Franchise Record - 300-Yard Games (Career)			
Rnk	Player (Years)	300+	Gms Played
1	Carson Palmer (2013-)	23	55
2	Kurt Warner (2005-09)	22	61
3	Neil Lomax (1981-88)	19	108
4	Jim Hart (1966-83)	14	199
5	Charley Johnson (1961-69)	12	87

Dating back to the 2015 season, Palmer now has 16 total 300-yard performances. In that span, only Saints QB Drew Brees (21) has more.

NFL Leaders - Games w/ 300+ Passing Yds (2015-17)		
Rnk	Player (Team)	Games
1	Drew Brees (NO)	21
2	Carson Palmer (AZ)	16
3	Philip Rivers (LAC)	15
4	Kirk Cousins (Was)	14
5	Tom Brady (NE)	13



ANOTHER GAME-WINNER

In last week's comeback victory over the Colts, **Palmer** led the Cardinals on three scoring drives in the fourth quarter and overtime. Palmer completed six of 10 pass attempts for 143 yards in the fourth quarter/overtime in the game, including a 45-yard TD pass to WR J.J. Nelson.

The Cardinals game-winning drive in overtime was Palmer's 32nd career game-winning drive in the regular season and his 13th as a member of the Cardinals.

Palmer's Game-Winning Drives with Arizona		
Opponent	Score	Final
9/17/17 @ Indianapolis	13-13	16-13 (OT)
12/24/16 @ Seattle	31-31	34-31
11/13/16 vs. San Francisco	20-20	23-20
12/10/15 vs. Minnesota	20-20	23-20
11/29/15 @ San Francisco	13-13	19-13
11/22/15 vs. Cincinnati	31-31	34-31
11/15/15 @ Seattle	25-29	39-32
10/26/14 vs. Philadelphia	17-20	24-20
9/8/14 vs. San Diego	6-17	18-17
12/22/13 @ Seattle	9-10	17-10
12/15/13 @ Tennessee	34-34	37-34
9/29/13 @ Tampa Bay	0-10	13-10
9/15/13 vs. Detroit	16-21	25-21

According to ProFootballFocus.com, last week's win over the Colts also represented the 22nd fourth quarter comeback of Palmer's career. It was his ninth fourth quarter comeback as a member of the Cardinals.

PASSING THE ALL-TIME GREATS

After throwing for 332 yards against the Colts last week, **Palmer** has now has 44,869 career passing yards and has moved into 13th place on the NFL's all-time passing yardage list. Palmer entered last week's game needing 75 passing yards to pass Drew Bledsoe (44,611) on the all-time list.

NFL's All-Time Passing Yardage Leaders (Career)

Rnk	Player	Yards	Yds to Pass
1	Peyton Manning	71,940	27,072
2	Brett Favre#	71,838	26,970
3	Drew Brees*	66,758	21,890
4	Tom Brady*	62,296	17,428
5	Dan Marino#	61,361	16,493
6	John Elway#	51,475	6,607
7	Warren Moon#	49,325	4,457
8	Eli Manning*	48,673	3,805
9	Ben Roethlisberger*	47,320	2,452
10	Fran Tarkenton#	47,003	2,135
11	Philip Rivers*	46,356	1,488
12	Vinny Testaverde	46,233	1,365
13	Carson Palmer*	44,869	-
14	Drew Bledsoe	44,611	-
15	Dan Fouts#	43,040	-



#Hall of Fame Inductee *Active Player

Palmer threw his 287th career TD pass last week at Indy. Currently in 14th place on the NFL's all-time TD passes list, he needs just four TDs to pass HOFer Johnny Unitas (290) for 13th place.

NFL's All-Time TD Pass Leaders (Career)

Rnk	Player	TDs	TDs to Pass
1	Peyton Manning	539	253
2	Brett Favre#	508	223
3	Drew Brees*	468	182
4	Tom Brady*	459	173
5	Dan Marino#	420	134
6	Fran Tarkenton#	342	56
7	Eli Manning*	321	35
8	Philip Rivers*	318	32
9	Ben Roethlisberger*	305	19
10t	John Elway#	300	14
10t	Aaron Rodgers*	300	14
12	Warren Moon#	291	5
13	Johnny Unitas#	290	4
14	Carson Palmer*	287	-
15	Vinny Testaverde	275	-

#Hall of Fame Inductee *Active Player

Palmer currently has 3,823 career completions, good for 12th place on the NFL's all-time list.

NFL's All-Time Pass Completion Leaders (Career)

Rnk	Player	Comp	Comp to Pass
1	Brett Favre#	6,300	2,478
2	Peyton Manning	6,125	2,303
3	Drew Brees*	5,890	2,068
4	Tom Brady*	5,290	1,468
5	Dan Marino#	4,967	1,145
6t	John Elway#	4,123	301
6t	Eli Manning*	4,123	301
8	Warren Moon#	3,988	166
9	Philip Rivers*	3,864	42
10	Ben Roethlisberger*	3,851	29
11	Drew Bledsoe	3,839	17
12	Carson Palmer*	3,823	-
13	Vinny Testaverde	3,787	-
14	Fran Tarkenton	3,686	-
15	Kerry Collins	3,487	-

#Hall of Fame Inductee *Active Player

Palmer's 6,124 pass attempts are good for 13th place on the NFL's all-time list.

NFL's All-Time Pass Attempt Leaders (Career)

Rnk	Player	Att	Att to Pass
1	Brett Favre#	10,169	4,046
2	Peyton Manning	9,380	3,257
3	Drew Brees*	8,840	2,717
4	Dan Marino#	8,358	2,235
5	Tom Brady*	8,299	2,176
6	John Elway#	7,250	1,127
7	Eli Manning*	6,895	772
8	Warren Moon#	6,823	700
9	Drew Bledsoe	6,717	594
10	Vinny Testaverde	6,701	578
11	Fran Tarkenton#	6,467	344
12	Kerry Collins	6,261	138
13	Carson Palmer*	6,124	-
14	Ben Roethlisberger*	6,003	-
15	Philip Rivers*	5,989	-

#Hall of Fame Inductee *Active Player

CARSON CLOSING IN ON 100

Entering this week's game vs. Dallas, **Palmer** has 287 career TD passes. That total includes 98 as a member of the Cardinals. Palmer now needs just two TD passes to join Kurt Warner (StL/AZ), Fran Tarkenton (Min/NYG) and Peyton Manning (Ind/Den) as the only players in NFL history with 100+ TD passes for multiple teams.



In addition to his 98 TD passes with the Cardinals, Palmer also accumulated 154 TD passes during his time in Cincinnati.

NFL History – 100+ TD Passes for Multiple Teams

Player	Team (TDs)	Team (TDs)
Kurt Warner*	Arizona (100)	St. Louis (102)
Fran Tarkenton*	Minnesota (239)	NY Giants (103)
Peyton Manning	Denver (140)	Indianapolis (399)

*Hall of Fame Inductee

Palmer is close to a number of milestone TDs:

- Needs 2 TDs to tie Warner for 4th on the Cardinals all-time list
- Needs 4 to pass HOFer Johnny Unitas for 13th place on NFL's all-time list
- Needs 5 to pass HOFer Warren Moon for 12th place on NFL's all-time list
- Needs 11 to pass Charley Johnson for 3rd on Cardinals all-time list
- Needs 13 to reach 300 career TD passes
- Needs 14 to pass HOFer John Elway on NFL's all-time list.

BECOMING A CARDINAL GREAT

In his 55 games as a starter in Arizona, **Palmer** has completed 1,255 of 2,014 pass attempts (62.3%) for 15,404 yards and 98 TDs. As the 2017 season progresses, Palmer can become one of the greatest passers in franchise history.

Stat	Rank	Needs
Passing Yards	5th	2,219 yards to move into 3rd place
Attempts	6th	92 attempts to move into 4th place
TD Passes	5th	11 TDs to move into 3rd place
Completions	5th	286 completions to move into 3rd place

Franchise History – Passing Yards

Rnk	Player (Years)	Yds	To Pass
1	Jim Hart (1966-83)	34,639	19,236
2	Neil Lomax (1981-88)	22,771	7,368
3	Jake Plummer (1997-02)	17,622	2,219
4	Kurt Warner (2005-09)	15,843	440
5	Carson Palmer (2013-17)	15,404	-

Franchise History – TD Passes

Rnk	Player (Years)	TDs	To Pass
1	Jim Hart (1966-83)	209	112
2	Neil Lomax (1981-88)	136	39
3	Charley Johnson (1961-69)	108	11
4	Kurt Warner (2005-09)	100	3
5	Carson Palmer (2013-17)	98	-

Franchise Record - Completions

Rnk	Player (Years)	Com	To Pass
1	Jim Hart (1966-83)	2,590	1,336
2	Neil Lomax (1981-88)	1,817	563
3	Jake Plummer (1997-02)	1,540	286
4	Kurt Warner (2003-09)	1,371	117
5	Carson Palmer (2013-17)	1,255	-

Franchise Record - Attempts

Rnk	Player (Years)	Att	To Pass
1	Jim Hart (1966-83)	5,069	3,056
2	Neil Lomax (1981-88)	3,153	1,140
3	Jake Plummer (1997-02)	2,754	741
4	Kurt Warner (2003-09)	2,105	92
5	Charley Johnson (1961-69)	2,047	34
6	Carson Palmer (2013-17)	2,014	-

4,000 AND 25 AGAIN

Carson Palmer threw for 4,233 yards in 2016, the fifth-highest single-season total in franchise history. It marked Palmer's third 4,000-yard campaign as a member of the Cardinals and the fifth 4,000-yard season in team history. He is the only QB in team history to throw for 4,000+ yards multiple times.

Franchise History – Passing Yards (Season)

Rnk	Player (Years)	Yards
1	Carson Palmer (2015)	4,671
2	Neil Lomax (1984)	4,614
3	Kurt Warner (2008)	4,583
4	Carson Palmer (2013)	4,274
5	Carson Palmer (2016)	4,233

Palmer also finished the season with 26 TD passes. Combined with his franchise-record 35 TDs in 2015, Palmer joins Kurt Warner (3 times, 2007-09) as the only QBs in franchise history to throw for 25+ TDs in multiple seasons.

A PRO BOWL TALENT

In 2016, CB **Patrick Peterson** earned his sixth Pro Bowl selection – fifth at cornerback (Kick Returner, 2011; Cornerback, 2012-16). In 2015, he was also named first-team All-Pro at corner for the second time in his career (2013, '15).

Peterson joins RBs Jim Brown, Barry Sanders and Emmitt Smith as the only players in NFL history to be chosen to six Pro Bowls before their 27th birthday. He is the only defensive player in NFL history to earn that distinction.

Six Pro Bowls Before the Age of 27 – NFL History

Player	Pro Bowls	Team
CB Patrick Peterson	6, 2011-16	Arizona
RB Jim Brown	6, 1957-62	Cleveland
RB Emmitt Smith	6, 1990-95	Dallas
RB Barry Sanders	6, 1989-94	Detroit



NO ONE LIKE #21

"By far just one of the best in the game, hands down. He's going to follow you from your house to his house, from the sideline to the cricket field and back."

- NY Giants All-Pro WR Odell Beckham, Jr. on CB Patrick Peterson

"I think Patrick Peterson definitely is my number one corner in my book. You know if you're playing the Cardinals and if you're the best receiver on your team, you know 21 is going to be lining up across from you."

- Steelers All-Pro WR Antonio Brown

The Cardinals selected CB **Patrick Peterson** with the fifth overall pick in the 2011 NFL Draft, and in his first six NFL seasons, he earned six Pro Bowl selections and was named first-team All-Pro three times. He has proven to be one of the most unique talents in NFL history. A record-breaking punt returner, Peterson's most important role has been as a shutdown CB.

Peterson has started all 98 games at CB in his NFL career. Despite opposing QBs avoiding his side of the field, Peterson has registered 20 INTs since 2011, tied for third in the NFL during that span among active players.



Active NFL Leaders – Interceptions (2011-17)

Rnk	Player (Team)	INTs
1	Richard Sherman (Sea)	30
2	Reggie Nelson (Cin/Oak)	26
3t	Patrick Peterson (AZ)	20
3t	Kurt Coleman (Phi/KC/Car)	20
5t	Glover Quin (Hou/Det) / Aqib Talib (TB/NE/Den)	19

PETERSON SEALS IT WITH 20TH CAREER INTERCEPTION

Peterson sealed Arizona's Week 13 win over Washington last year with his 20th career INT. With the Cardinals clinging to an eight-point lead, and the Redskins at the AZ 28-yard line with 48 seconds remaining, Peterson made a diving INT on a Kirk Cousins pass attempt and ended Washington's comeback attempt. Only 10 players in franchise history have more career INTs than Peterson.

Franchise Career Interception Leaders

Rnk	Player (Years)	INTs
1	Larry Wilson (1960-72)	52
2	Aeneas Williams (1991-2000)	46
3	Roger Wehrli (1969-82)	40
4	Night Train Lane (1954-59)	30
5	Pat Fischer (1961-67)	29
6	Adrian Wilson (2001-12)	27
7	Kwamie Lassiter (1995-2002)	24
8	Norm Thompson (1971-76)	22
9t	Jerry Davis (1948-51)	21
9t	Ray Ramsey (1950-53)	21
11t	Patrick Peterson (2011-)	20
11t	Cedric Mack (1983-90)	20
11t	Tim McDonald (1987-92)	20
11t	Jerry Norton (1959-61)	20
11t	Billy Stacy (1959-63)	20
11t	Ken Stone (1977-80)	20

MATHIEU'S BIG PLAY AT INDY

The Cardinals third-round pick (69th overall) in the 2013 NFL Draft, S **Tyrann Mathieu** has developed into one of the NFL's top defenders. He has appeared in 52 games (43 starts) in his career, totaling 233 tackles, three sacks, 10 INTs (1 returned for TD), 39 passes defended, a fumble recovery and three forced fumbles in his career.



Last week in OT against the Colts, Mathieu looked like he did in his All-Pro season of 2015, picking off Colts QB Jacoby Brissett on the Colts' first offensive play of the overtime period. That INT led to Phil Dawson's game-winning FG four plays later. Mathieu's INT was the fifth overtime INT for the Cardinals dating back to 1988, and Arizona has won all five of those games.

Cardinals in Arizona (1988-2017) – OT Interceptions

Player	Opponent	Outcome
Tyrann Mathieu	@ Ind (9/17/2017)	W, 16-13
Antoine Cason	@ Ten (12/15/2013)	W, 37-34
Kerry Rhodes	vs. Mia (9/30/2012)	W, 24-21
Lorenzo Lynch	vs. Sea (10/29/1995)	W, 20-14
Terry Hoage	@ Was (10/16/1994)	W, 19-16

HIGHLY DECORATED

- Named to his first career Pro Bowl and was named first-team All-Pro by the Associated Press in 2015.
- As a rookie in 2013, earned first-team All-Pro honors from ProFootballFocus.com as a slot CB and was named to the All-Rookie team by the Professional Football Writers of America (PFWA).
- Named NFL Defensive Rookie of the Month (October of '13), NFC Defensive Player of the Month (November of '15) and NFC Defensive Player of the Week (Week 3 of '15) in his career.
- Joins Kwamie Lassiter (November of 2001) as the only players in franchise history to be named Defensive Player of the Month.


TOPS IN STOPS

During the 2017 offseason, Arizona signed veteran S **Antoine Bethea**, a three-time Pro Bowler (2007, '09, '14) who spent the previous 11 years with San Francisco (2014-16) and Indianapolis (2006-2013).

In 164 career games (163 starts), Bethea has totaled 1,052 tackles according to Stats INC., which leads all active DBs and ranks fifth overall.

Active NFL Leaders – Tackles (by DBs)

Rnk	Player (Team)	Tackles
1	Antoine Bethea (Ind/SF/AZ)	1,052
2	Eric Weddle (SD/Bal)	908
3	Terence Newman (Dal/Cin/Min)	844
4	DeAngelo Hall (Atl/Was)	795
5	Mike Adams (SF/Cle/Den/Ind)	729



According to league stats, Bethea has notched 100 tackles in a season six times in his career. Only three players, including current teammate LB **Karlos Dansby**, have more such seasons among active defenders.

Active NFL Leaders – 100+ Tackle Seasons


Rnk	Player (Team)	Seasons
1	Paul Posluszny (Buf/Jax)	8
2t	David Harris (NYJ/NE)	7
2t	Karlos Dansby (Ari/Mia/Cle/Cin)	7
3t	Antoine Bethea (Ind/SF/Ari)	6
3t	Lawrence Timmons (Pit/Mia)	6
3t	Thomas Davis (Car)	6

TRAMON IN THE TOP FIVE

After entering the league as a rookie free agent in 2006, CB **Tramon Williams** is in his 11th NFL season in 2017 tied for fifth among active NFL players with 30 career INTs.

Active NFL Leaders – Career Interceptions

Rnk	Player (1st NFL Season)	INTs
1	DeAngelo Hall (2004)	43
2	Terence Newman (2003)	41
3	Reggie Nelson (2007)	35
4	Aqib Talib (2008)	34
5t	Tramon Williams (2007)	30
5t	Richard Sherman (2011)	30
5t	Brent Grimes (2007)	30
5t	Dominique Rodgers-Cromartie (2008)	30



Williams has played in 156 games (121 starts), totaling 30 INTs, 561 tackles (452 solo), 153 passes defended, 4.5 sacks, nine fumble recoveries and five forced fumbles in his career. He also has 55 tackles and four INTs in 13 post-season games (11 starts).

THE DYNAMIC LINEBACKER DUO

In 2016, the Cardinals offseason trade for **Chandler Jones** and the emergence of 2015 second round draft pick **Markus Golden** resulted in a linebacker duo that wreaked havoc on opposing offenses - and QBs.

Golden (12.5) and Jones (11.0) both reached double-digit sacks in 2016, marking just the third time in franchise history that Arizona had multiple players record double-digit sacks in a season. In 1983, the Cardinals had three players (Curtis Greer, Al Baker and David Galloway) with 10.0 or more sacks. In 1984, two players (Greer and Baker) had 10.0 or more.

Arizona and Seattle (Cliff Avril-11.5; Frank Clark-10.0) were the only teams in the NFL this season that had multiple players with 10.0+ sacks.

Both linebackers earned a spot on the franchise single-season sacks list and it also resulted in the Cardinals leading the NFL in sacks (48) for just the second time in franchise history (59 in 1983).

Cardinals Single-Season Sack Leaders

Rnk	Player (Year)	Sacks
1	DE Simeon Rice (1999)	16.5
2	DE Curtis Greer (1983)	16.0
3	DE Bertrand Berry (2004)	14.5
4t	DE Curtis Greer (1984)	14.0
4t	DE Freddie Joe Nunn (1988)	14.0
6	DE Al Baker (1983)	13.0
7t	LB Markus Golden (2016)	12.5
7t	DE Simeon Rice (1996)	12.5
9	DE/NT David Galloway (1983)	12.0
10	LB John Abraham (2013)	11.5
11t	LB Chandler Jones (2016)	11.0
11t	DE Freddie Joe Nunn (1987)	11.0
11t	DE/DT Clyde Simmons (1995)	11.0



JONES ON FIRE IN THE DESERT

After acquiring Pro Bowl LB **Chandler Jones** in March of 2016, he more than lived up to his billing as one of the NFL's top defenders. He was rewarded with a five-year contract with the team in March of 2017.

Jones totaled 57 tackles, 15 tackles for loss, 11.0 sacks, four forced fumbles, two fumble recoveries, 14 QB pressures and 22 QB hits during his first season with the Cardinals in 2016.

He has been even better to begin the 2017 season. Through the first two games, Jones has totaled 11 tackles, 3.0 sacks, five tackles for loss, a forced fumble, five QB hits and two QB pressures. His five tackles for loss are tied with Justin Houston for the most in the NFL while his 3.0 sacks are tied for third-most in the league.



In last week's win over the Colts, Jones finished with seven tackles, 2.0 sacks, two tackles for loss, two QB hits and a forced fumble. Dating back to last season, Jones now has at least one sack in four consecutive games. That is tied for the sixth-longest streak in franchise history. He has multiple sacks in three of those contests and six total sacks in that four-game stretch.

Jones now has at least one sack in 11 of the 18 games he has played for the Cardinals.

Franchise Record—Consecutive Games with a Sack

Rnk	Player (Year)	Gms
1	DE Curtis Greer (Games 13-16, 1984-Games 1-3, 1985)	7
2t	LB Markus Golden (Games 1-5, 2016)	5
2t	DE Chike Okeafor (Games 12-16, 2006)	5
2t	DE Curtis Greer (Games 6-10, 1984)	5
2t	DE Al Baker (Games 12-16, 1984)	5
6t	LB Chandler Jones (Games 15-16, 2016-Games 1-2, 2017)	4
6t	LB Chandler Jones (Games 1-4, 2016)	4
6t	LB John Abraham (Games 7-10, 2013)	4
6t	DT Darnell Dockett (Games 8-11, 2009)	4
6t	DE Bertrand Berry (Games 1-3, 6, 2008)	4
6t	DE Bertrand Berry (Games 11-14, 2004)	4
6t	DE Simeon Rice (Games 1-4, 1996)	4
6t	DL Eric Swann (Games 10-13, 1995)	4
6t	DE Curtis Greer (Games 2-5, 1983)	4

Dating back to the beginning of the 2015 season, Jones now has 26.5 sacks. That is tied with Denver's Von Miller for the second-highest total in the NFL during that span.

NFL Leaders – Sacks (2015-17)

Rnk	Player (Team)	Sacks
1	Khalil Mack (Oak)	27.0
2t	Chandler Jones (AZ)	26.5
2t	Von Miller (Den)	26.5
4	Geno Atkins (Cin)	23.0
5	Ryan Kerrigan (Was)	22.0

Jones has now recorded multiple sacks (1.5+) in a game 14 times in his career, including four times with the Cardinals. Dating back to 2013, only Houston's J.J. Watt (16) has more multi-sack performances than Jones (13).

NFL Leaders – Multi-Sack Games (2013-17)

Rnk	Player (Team)	Gms
1	J.J. Watt (Hou)	16
2t	Chandler Jones (AZ/NE)	13
2t	Justin Houston (KC)	13
4t	Elvis Dumervil (Bal/SF)	11
4t	Cameron Wake (Mia)	11

GOLDEN'S BREAKOUT SEASON

Second-year LB **Markus Golden** recorded a career-high 2.5 sacks in the 2016 season finale against the Rams to cap off a breakout campaign that ended with a team-high 12.5 sacks.

His 12.5 sacks were the highest total in franchise history for a linebacker and tied for third in the NFL in 2016.

NFL Leaders – Sacks (2016)

Rnk	Player (Team)	Sacks
1	Vic Beasley, Jr. (Atl)	15.5
2	Von Miller (Den)	13.5
3t	Markus Golden (AZ)	12.5
3t	Lorenzo Alexander (Buf)	12.5
3t	Danielle Hunter (Min)	12.5



Golden totaled 63 tackles and led the team in sacks (12.5) and tackles for loss (16) while adding 23 QB hits, 19 QB pressures, four forced fumbles, a fumble recovery and two passes defended last season.

A RED HOT START IN 2016

Golden had at least one sack in each of the first five games in 2016. That represents the longest streak in franchise history to begin a season and tied the second-longest streak in franchise history overall.

DANSBY RETURNS TO THE RED SEA

When the Cardinals signed LB **Karlos Dansby**, their 2004 second-round draft pick (33rd overall), to a one-year deal on March 10, he became the first player in franchise history to have three separate stints with the team – 2004-09 and 2013 before returning in 2017.

Now in his eighth season as a Cardinal, Dansby has totaled 777 tackles, 32.0 sacks, 14 INTs (four returned for TDs), 13 forced fumbles and 10 fumble recoveries in 108 games (101 starts) with the team. In six career playoff games with Arizona, he added 51 tackles, an INT, five passes defended, one forced fumble and one fumble recovery.

According to Stats, INC., no active NFL player has more tackles than Dansby, who has totaled 1,334 in 197 games (179 starts) throughout his 13-year career.



Active NFL Leaders – Total Tackles

Rnk	Player (Team)	Tackles
1	Karlos Dansby (Ari/Mia/Cle/Cin)	1,334
2	Paul Posluszny (Buf/Jax)	1,159
3	Derrick Johnson (KC)	1,085
4	David Harris (NYJ/NE)	1,082
5	Antoine Bethea (Ind/SF/Ari)	1,052

GOOD PICKIN'S

Two of the Cardinals 2004 draft picks (Dansby and WR Larry Fitzgerald) are on the 2017 roster. Only four NFL players drafted in 2004 are with the team that originally selected them.

Players drafted in 2004 currently with original team

Player	Team	Rnd (Overall)
WR Larry Fitzgerald	Arizona	1st (3rd overall)
QB Ben Roethlisberger	Pittsburgh	1st (11th overall)
LB Karlos Dansby	Arizona	2nd (33rd overall)
QB Matt Schaub	Atlanta	3rd (90th overall)

THE 40-20 CLUB

LB **Karlos Dansby's** next INT will vault him into exclusive company. Just four players in NFL history have collected 40+ career sacks and 20+ career INTs. Entering his 14th season in the league, Dansby (42-19) is the only active NFL player with at least 40 sacks and 15 INTs.

Current Members of the 40-20 Club

Player (Years)	Sacks	INT
LB Seth Joyner (1986-98)	52.0	24
LB Ray Lewis (1996-2012)	41.5	31
LB Wilber Marshall (1984-95)	45.0	23
LB Brian Urlacher (2000-12)	41.5	22
LB Karlos Dansby (2004-)	42.0	19

THREE ALL STARS ON SPECIAL TEAMS

With the signing of P **Andy Lee**, the Cardinals 2017 roster features three players who have earned Pro Bowl honors for their performance on special teams.

Lee, a three-time Pro Bowler and three-time first-team All-Pro selection, K **Phil Dawson** (1x Pro Bowler) and CB **Justin Bethel** (3x Pro Bowler) have combined for seven total Pro Bowl selections in their roles as specialists. Between the three of them, at least one earned a Pro Bowl nod in five consecutive seasons between 2011-15.

Dawson (5), Lee (3) and Bethel (1) have combined to earn NFC/AFC Special Teams Player of the Week nine times and Bethel was also named NFC Special Teams Player of the Month in December of 2014.

Cardinals Pro Bowl Specialists

Player	PBs	Year(s)
P Andy Lee	3	2007, '09, '11
CB Justin Bethel	3	2013, '14, '15
K Phil Dawson	1	2012

PHIL'S FOOT WINS IT

With his 30-yard game-winner in overtime last week, K **Phil Dawson** has now hit 7-of-8 FG attempts in overtime in his career. Of those eight, six have proved to be game-winners. Dawson has made six consecutive FGs in overtime.

Last Sunday's overtime FG was the 18th game-winning kick of Dawson's career (including postseason), and first with Arizona.

Dawson's Career Game Winning Field Goals

30 yards @ Indianapolis, 9/17/17 (OT) (AZ)
23 yards vs. St. Louis, 1/3/16 (SF)
35 yards @ New Orleans, 11/9/14 (OT) (SF)
33 yards @ Green Bay, 1/5/14-Wild Card Game (SF)
40 yards @ Arizona, 12/29/13 (SF)
22 yards vs. Seattle, 12/8/13 (SF)
23 yards @ Miami, 12/5/10 (Cle)
41 yards vs. Carolina, 11/28/10 (Cle)
56 yards @ Buffalo, 11/17/08 (Cle)
33 yards @ Baltimore, 11/18/07 (OT) (Cle)
25 yards vs. Seattle, 11/4/07 (OT) (Cle)
33 yards vs. Kansas City, 12/3/06 (OT) (Cle)
37 yards @ Oakland, 12/18/05 (Cle)
35 yards @ NY Jets, 10/27/02 (Cle)
33 yards @ Tennessee, 9/22/02 (OT) (Cle)
44 yards @ Tennessee, 12/30/01 (Cle)
19 yards vs. Pittsburgh, 9/17/00 (Cle)
39 yards @ Pittsburgh, 11/14/99. (Cle)

PHIL FROM 50+

In **Dawson's** first 12 NFL seasons, he had just 10 FGs of 50 or more yards. However, dating back to 2011 (since turning 36), Dawson has made 28 FGs from 50+, which ties Ravens K Justin Tucker for the second-most in the NFL behind Lions K Matt Prater (29) during that span. In his four years with San Francisco, Dawson made a franchise record 14 field goals from 50+ yards, and he now ranks sixth in NFL history with 38 successful tries from 50+.

Most FGs of 50+ Yards – NFL History

Rnk	Player (Seasons)	50+ Yd. FGs
1	Sebastian Janikowski (2000-)*	55
2	Jason Hanson (1992-2012)	52
3	John Kasay (1991-2011)	42
4	Morten Andersen (1982-2007)	40
5	Jason Elam (1993-2009)	39
6	Phil Dawson (1999-)*	38

*Active Player

Most FGs of 50+ Yards – Since 2011

Rnk	Player (Team)	50+ Yd. FGs
1	Matt Prater (Det)	29
2t	Phil Dawson (Ari)	28
2t	Justin Tucker (Bal)	28
4	Sebastian Janikowski (Oak)	26
5t	Three players tied	24

Dawson has climbed the ranks among the most accurate kickers in NFL history from 50+ yards. With a 70.4 percent success rate from long range, Dawson ranks sixth, trailing just Matt Prater (80.4), Robbie Gould (74.2), Jeff Wilkins (72.2), Rob Bironas (70.6) and Blair Walsh (70.6).

FG Percentage (50+ Yards) – NFL History (Min. 20 FGs Made)

Rnk	Player (Seasons)	50+ %	FGM/FGA
1	Matt Prater (2007-17)	80.4	37/46
2	Robbie Gould (2005-17)	74.2	23/31
3	Jeff Wilkins (1994-2007)	72.2	26/36
4t	Blair Walsh (2012-17)	70.6	24/34
4t	Rob Bironas (2005-13)	70.6	24/34
6	Phil Dawson (1999-)	70.4	38/54

DAWSON MOVES UP AGAIN

K **Phil Dawson** scored 10 points (3 FG; 1 PAT) in last week's win over the Colts. His game-winner in overtime gives him 1,713 career points, moving him past K Nick Lowery (1,711) into 13th place on the NFL's all-time scoring list.

Dawson entered last week's game with 1,703 career points and needed nine to pass Lowery. In Week 1 at Detroit, Dawson passed Hall of Fame K Jan Stenerud (1,699) and moved into 14th place on the all-time scoring list.

NFL's All-Time Scoring Leaders (Career)

Rnk	Player	Points	Pts to Pass
1	Morten Andersen#	2,544	832
2	Gary Anderson	2,434	722
3	Adam Vinatieri*	2,388	675
4	Jason Hanson	2,150	438
5	John Carney	2,062	350
6	Matt Stover	2,004	292
7	George Blanda#	2,002	290
8	Jason Elam	1,983	271
9	John Kasay	1,970	258
10	Sebastian Janikowski*	1,799	87
11	Norm Johnson	1,736	24
12	David Akers	1,721	9
13	Phil Dawson*	1,713	-
14	Nick Lowery	1,711	-
15	Jan Stenerud#	1,699	-

#Hall of Fame Inductee *Active Player

With four FGs so far in 2017, **Dawson** has made 408 career FGs, the 10th-highest total in NFL history.

NFL's All-Time FGs Made Leaders (Career)

Rnk	Player	FGs	FGs to Pass
1	Morten Andersen#	565	158
2	Gary Anderson	538	131
3	Adam Vinatieri*	533	126
4	Jason Hanson	495	88
5	John Carney	478	71
6	Matt Stover	471	64
7	John Kasay	461	54
8	Jason Elam	436	29
9	Sebastian Janikowski*	414	7
10	Phil Dawson*	408	-
11	David Akers	386	-

#Hall of Fame Inductee *Active Player

ARIZONA ADDS LEE

Just prior to the season opener, the Cardinals signed P **Andy Lee** to a two-year deal, bringing in a three-time Pro Bowler who is in his 14th NFL season in 2017. One of the top punters in NFL history, Lee has appeared in 203 games with 1,056 punts for 48,923 yards (46.3 yard avg.) and has a 39.5 yard net average and 344 punts landed inside the 20-yard line.

Lee has finished in the top 10 in the NFL in gross average in 10 of his 13 career seasons and he ranks ninth in NFL history in gross punting average (46.3 yards).

NFL History - Highest Career Gross Punting Average

Rnk	Player (Seasons)	Avg.
1	Shane Lechler (2000-)*	47.5
2	Thomas Morstead (2009-)*	47.0
3t	Johnny Hekker (2012-)*	46.9
3t	Sam Martin (2013-)*	46.9
5	Marquette King (2013-)*	46.8
6t	Brandon Fields (2007-15)	46.7
6t	Bryan Anger (2012-)*	46.7
8	Pat McAfee (2009-16)	46.4
9	Andy Lee (2004-)*	46.3
10	Matt Bosher (2011-)*	46.0

*Active Player

Lee ranks ninth in NFL history for punts inside the 20 (344).


NFL History - Punts Inside the 20-Yard Line

Rnk	Player (Seasons)	In20
1	Jeff Feagles (1988-2009)	554
2	Shane Lechler (2000-)*	441
3	Brad Maynard (1997-2011)	439
4	Craig Hentrich (1994-2009)	399
5	Dustin Colquitt (2005-)*	396
6	Sean Landeta (1985-2005)	381
7	Matt Turk (1995-2011)	373
8	Donnie Jones (2004-)*	345
9	Andy Lee (2004-)*	344
10	Bryan Barker (1990-2005)	326

*Active Player

He also ranks 12th in NFL history in net punting average (39.5 yards).

The 35-year old Lee entered the NFL with San Francisco in 2004 as a sixth-round selection (188th overall) in the NFL Draft out of Pittsburgh. He played 11 seasons with the 49ers where he set franchise records in punts (941), punting yards (43,468), gross average (46.2), net average (39.5) and punts inside the 20 (300).



MR. LEE'S FACT SHEET

Lee Brings Added Dimension to Arizona

Andy Lee entered the 2017 season having averaged at least 46.0 yards per punt for 10 consecutive years (2007-16). In that same span, the Cardinals have had just two players (David Zastudil, 2012; Ben Graham, 2009) average at least 46.0 yards per punt.

The Cardinals franchise record for punting average in a season is 47.0 by Ben Graham in 2009. Lee has surpassed that total seven times in the last 10 seasons. The Cardinals franchise single-season record for punting average would rank as the eighth-best total of Lee's career.

Franchise Record - Punting Average (Season)			Lee's Top-5 Seasons	
Rnk	Player (Year)	Avg.	Year	Avg.
1	Ben Graham (2009)	47.0	2011	50.9
2	Dave Zastudil (2012)	46.5	2016	49.1
3	Dave Zastudil (2013)	45.7	2013	48.2
4	Jerry Norton (1960)	45.6	2012	48.1
5	Rich Camarillo (1991)	45.3	2008	47.8

Lee and the Long Ball

Since Lee entered the NFL in 2004, there have been:

- 21 punts of 75+ yards; Lee (3) and Brian Moorman (2) only players with multiple
- 7 punts of 80+ yards; Lee (81, 82 yds) is the only player with multiple
- Lee's 82 and 81-yarders are 2nd and 3rd-longest in the NFL the last 13 seasons

Andy & Larry Share Time at Pitt

*Lee and Cardinals All-Pro WR **Larry Fitzgerald** were teammates at the University of Pittsburgh from 2002-03.

*In 2003, Lee was named Big East Conference Special Teams Player of the Year and Fitzgerald was named Conference Offensive Player of the Year. Lee was a semi-finalist for the Ray Guy Award as the nation's top punter while Fitzgerald finished as the runner-up for the Heisman Trophy.

*Both were selected in the 2004 NFL Draft - Fitzgerald in the first round (3rd overall) by Arizona; Lee in the sixth round (188th overall) by San Francisco.

ONE OF THE BEST IN THE GAME

The Cardinals sixth-round selection (177th overall) in the 2012 NFL Draft, CB **Justin Bethel** was named to the Pro Bowl as a special teamer for three consecutive seasons (2013-15).

Bethel joins current Cardinals radio analyst Ron Wolfley (1986-89) as the only players in team history with multiple Pro Bowl selections on special teams.

Now in his sixth NFL season (and a Pro Bowl alternate in 2016), Bethel has registered 81 special teams tackles, three blocked FGs, a blocked PAT, four forced fumbles and two fumble recoveries on special teams.



Bethel's Blocked FG Attempts

11/2/14 @ Dallas

With Arizona holding a 14-10 lead, Cowboys K Dan Bailey lined up for a 35-yard FG attempt with just three seconds remaining in the first half. Bethel came around the end and blocked the kick, preserving the Cards four-point lead.

11/10/13 vs. Houston

Just like the attempt in Dallas, Houston was attempting a FG on the final play of the first half. With the Texans leading 17-14, Randy Bullock lined up for a 40-yard attempt with four seconds remaining in the second quarter. Bethel came off the edge to blocked the attempt, and Arizona would come back to win the game by three points (27-24).

9/15/13 vs. Detroit

The Cardinals trailed the Lions 21-19 early in the fourth quarter when Bethel blocked a 47-yard FG attempt by Detroit's David Akers. Two possessions later, Arizona scored the go-ahead TD in the 25-19 win.

Bethel Scores Without Offense

Bethel scored the fourth TD of his career at Detroit in Week 1, returning his third INT for a TD in as many seasons when he stepped in front of a Matthew Stafford pass and returned it 82 yards for a TD.

Bethel's four career TDs consist of three INT returns and a blocked FG return. His four TDs have covered a total of 251 yards (62.8-yard avg.)

Bethel's Career Touchdowns

Type	Opponent	Distance
INT return	9/10/17 @ Detroit	82 yards
INT return	1/1/17 @ LA Rams	66 yards
INT return	9/27/15 vs. San Francisco	21 yards
Blocked FG return	12/23/12 vs. Chicago	82 yards

ARIZONA BLOCK PARTY

After registering a pair of blocked kicks in 2016 (FG/PAT), the Cardinals have recorded multiple blocked kicks in eight of the last nine seasons. In that span (2008-16), Arizona leads the NFL in blocked FGs (20) and total blocked kicks (23).

Blocked FG Attempts (2008-present)

Rnk	Team	FG-B
1	Arizona	20
2	Seattle	12
3	Chicago	11
4t	Buf/Cle/Dal	9



Arizona has blocked 23 total kicks (20 FG, 2 Punts, PAT) since '08, also an NFL-high.

Most Blocked Kicks (FG, PAT, Punt) - 2008-present

Rnk	Team	Blk	Type
1	Arizona	23	FG (20), Punt (2), PAT
2	Oakland	22	FG (9), Punt (7), PAT (6)
3	Seattle	21	FG (12), Punt (8), PAT
4t	Chicago	19	FG (11), PAT (5), Punt (3)
4t	Miami	19	Punt (10), FG (6), PAT (3)

Active Players with Blocked Kicks For Cardinals

Justin Bethel (4) - 3 FG/1 PAT	Patrick Peterson (2) - 2 FG
11/20/16 @ Minnesota (PAT)	1/1/12 vs. Seattle (FG)
11/2/14 @ Dallas (FG)	11/20/11 @ San Francisco (FG)
11/10/13 vs. Houston (FG)	
9/15/13 vs. Detroit (FG)	

Rodney Gunter (1) - FG
12/24/16 @ Seattle (FG)

HART WILL ENTER THE RING

Former Cards QB **Jim Hart** will be inducted into the franchise's Ring of Honor in a ceremony during half-time of the Cardinals-Rams game on December 3rd.

Hart signed with the Cardinals in 1966 as an undrafted rookie free agent out of Southern Illinois and went on to play 18 of his 19 NFL seasons with the team (1966-83). He played more seasons with the Cardinals (18) than any other player in franchise history, and only five players in NFL history have spent more seasons with one club: Jason Hanson (Lions, 21 seasons), Jackie Slater (Rams, 20 seasons), Darrell Green (Redskins, 20 seasons), Jim Marshall (Vikings, 19 seasons) and Bruce Matthews (Oilers/Titans, 19 seasons).



In Cardinals history, only kicker Jim Bakken (234) and wide receiver Larry Fitzgerald (202) have appeared in more games with the team than Hart (199).

The NFC Player of the Year in 1974, Hart owns the Cardinals record for career wins by a quarterback (87) and established franchise career records in pass attempts (5,069), completions (2,590), passing yards (34,639) and touchdown passes (209). He was selected to four consecutive Pro Bowls (1974-77), the most Pro Bowl selections by a quarterback in team history.

Under head coach Don Coryell, Hart led the Cardinals to three consecutive 10-win seasons (1974-76) and back-to-back division titles in 1974 and 1975. He engineered 10 game-winning drives during that three-year span as the team became known as the 'Cardiac Cards.'

Hart will become the 17th member of the Cardinals Ring of Honor, joining Kurt Warner as the only QBs in the group. The other 15 members are: Charles W. Bidwill, Sr. (Owner), Jimmy Conzelman (Coach), T Dan Dierdorf, HB John "Paddy" Driscoll, HB/DB Marshall Goldberg, WR Roy Green, CB Dick "Night Train" Lane, HB Ollie Matson, HB Ernie Nevers, S Pat Tillman, HB Charley Trippi, CB Roger Wehrli, CB Aeneas Williams, S Adrian Wilson and S Larry Wilson.

MEDIA GUIDE AVAILABLE ONLINE

The Arizona Cardinals 2017 Media Guide is available online through the team's official website. The guide can be accessed by visiting the following link: <http://www.azcardinals.com/news/media-guide.html>.

The 2017 version of the media guide contains:

- Front Office/Coaching/Player Bios
- 2016 Season in Review
- Team Records
- Franchise History
- Media Contacts, Stadium Info, NFL Weekly Schedule



CARDINALS PLAYER NOTES – OFFENSE

Quarterbacks

QB Blaine Gabbert – Spent the first six years of his NFL career with the Jacksonville Jaguars (2011-13) and San Francisco 49ers (2014-16), totaling 7,351 yards and 38 TDs on 686-of-1,226 passing in 43 games (40 starts).

QB Carson Palmer – Led the Cardinals on three scoring drives in the fourth quarter and overtime against the Colts, marking his 32nd career game-winning drive (13th with Arizona). The victory was his 36th as the Cardinals' starting QB (tied for third in franchise history), and his 332 passing yards against Indianapolis marked his 23rd 300-yard passing game as a Cardinal, which established a new team record.

QB Drew Stanton – Improved to 8-5 as a starting QB in the NFL when he started for the injured Carson Palmer (concussion) in Week 5 of 2016 season at San Francisco and threw a pair of TD passes to lead Arizona to a 33-21 victory.

Running Backs

RB Andre Ellington – Only active NFL player with both a rushing and receiving TD of 80+ yards in his career and was one of just six players in NFL history with an 80+ yard TD run and 80+ yard receiving TD in their first two NFL seasons.

RB D.J. Foster – Arizona State product joined the Cardinals off the Patriots practice squad in Week 2 after entering the NFL as a rookie free agent with New England in 2016. Two-time All-Pac-12 honoree became the fifth player in NCAA Division I history to rush and receive for more than 2,000 yards.

RB Chris Johnson – Rejoined the Cardinals in Week 2 after RB David Johnson was placed on injured reserve. Ranks third among active players with 9,581 rushing yards, and since entering the NFL in 2008, ranks top-five in attempts (4th – 2,129) and yards from scrimmage (5th – 11,793).

RB Elijah Penny – Spent the 2016 season on the Cardinals practice squad after signing with the club as a rookie free agent out of Idaho.

RB Kerwynn Williams – Made his first career start in Week 2 against the Colts. Was the club's second leading rusher in 2016 with 157 yards and two TDs on 18 attempts and totaled 545 yards and three TDs on 98 carries in his first three seasons (2013-16) with the Cardinals.

Wide Receivers

WR Jaron Brown – Returned from a knee injury that ended his 2016 campaign in Week 7 against Seattle, resulting in the first missed action of his NFL career. Has 59 receptions for 773 yards and five TDs, while adding 19 tackles on special teams, in 57 career games (seven starts) for the Cardinals.

WR John Brown – Pittsburg State product endured a year that included sickle cell trait diagnosis and a spine cyst in 2016 after becoming the 13th player in franchise history with a 1,000-yard receiving season in 2015.

WR Larry Fitzgerald – A 10-time Pro Bowler (most in team history), he is the franchise's all-time leader in receptions, receiving yards, TDs and 100-yard receiving games. Joins Hall of Famer Jerry Rice (13) as the only wide receivers in NFL history to be selected to the Pro Bowl at least 10 times. Led the NFL with 107 receptions in 2016 and ranks third in NFL history with 1,134 catches.

WR Brittan Golden – West Texas A&M product scored his first career TD on a nine-yard reception in Week 14 at Miami last season after being elevated from the practice squad in Week 5. Has 14 receptions for 252 yards and one touchdown and 11 special teams tackles in 33 games (one start).

WR J.J. Nelson – 2015 fifth-round pick has nine TDs (8 receiving, 1 rushing) in his last 11 games, including seven TDs (6 receiving, 1 rushing) in his last seven games. Since Week 8 last season, only Green Bay WR Jordy Nelson (10) has more receiving TDs than J.J. Nelson (8).

WR Chad Williams – Cardinals third-round pick (98th overall) became the first Grambling State player selected since 2006 after totaling 210 receptions for 3,062 yards and 28 TDs in 47 games.

Tight Ends

TE Jermaine Gresham – Two-time Pro Bowler agreed to a four-year contact in March after leading the Cardinals TEs with 37 receptions for 391 yards and two TDs in 2016.

TE Ifeanyi Momah – Secured a career-long 46-yard reception against the Colts in Week 2. Appeared in five games and caught two passes for 50 yards in 2016 after being elevated from the practice squad. Placed on injured reserve with a wrist injury in Week 9 of the 2016 season.

TE Troy Niklas – Cardinals second-round pick (52nd overall) of the 2014 Draft appeared in the first three games of 2016 before suffering a season-ending wrist injury.

Offensive Line

G Evan Boehm – Fourth-round pick from Missouri stepped into the starting lineup this year. Played in all 16 games last season as a rookie, starting the season finale at RG and playing on special teams in the first 15 contests.

G Alex Boone – Played in 91 games (73 starts) for San Francisco (2010-15) and Minnesota (2016) since entering the league as a rookie free agent with the 49ers in 2009. Helped the 49ers reach three NFC Champion games (2011-13) and Super Bowl XLVII following the 2012 season.

G/T Will Holden – Arizona's first selection in the fifth round (157th overall) of the 2017 NFL Draft, appeared in 48 games for Vanderbilt, starting the final 35 games at tackle. Started at TE in his NFL debut in Week 2 against the Colts.

T D.J. Humphries – 2015 first-round pick from Florida started the first 13 games in 2016 (10 at RT, three at LT). Missed last three weeks with concussion. Made the move from RT to LT entering the 2017 season.

G Mike Iupati – Four-time Pro Bowler started 15 games at LG and was selected as a Pro Bowl alternate in 2016. Has blocked for a 1,000-yard rusher in four of the last five seasons.

C Daniel Munyer – Spent time on the Cardinals and Chiefs practice squads during the 2016 season.

C A.Q. Shipley – Started at center in all 16 games in 2016, the only Cardinals O-lineman to start every game last year.

T Jared Veldheer – Started first 43 games as a member of the Cardinals at LT (40 regular season; 3 postseason) until he was placed on injured reserve after suffering triceps injury in Week 8 of 2016 season. Made the move from LT to RT during the 2017 offseason.

T/G John Wetzel – Filled in at LT for an injured D.J. Humphries, and started against the Colts in Week 2. Played in all 16 games with eight starts at three different positions (five at LT, two at RG, one at RT) in 2016.

CARDINALS PLAYER NOTES – DEFENSE

Defensive Line

DL Rodney Gunter – Fourth-round pick from Delaware State appeared in all 16 games (one start) and had 18 tackles, two for loss, 1.5 sacks and a fumble recovery in 2016. Has totaled 52 tackles, 2.5 sacks, one fumble recovery and a blocked FG in 34 games (12 starts) during his NFL career.

DL Josh Mauro – Started 13 of 15 games played in 2016 and had a career-high 42 tackles, 13 tackles for loss, five QB pressures, four QB hits and one pass defended. Has appeared in 36 games (20 starts) since signing with the Cardinals from the Steelers practice squad in 2014.

DL Robert Nkemdiche – First-round pick from Ole Miss appeared in five games as a rookie in 2016. Was a two-time first-team All-SEC selection and a two-time second-team All-America pick while at Mississippi.

DL Corey Peters – Started 14 of 15 games played in 2016 and had 30 tackles, including eight for loss, while adding 13 QB pressures and two QB hits. Made his Cardinals debut in Week 1 after missing 2015 season with Achilles injury.

DL Olsen Pierre – Notched a tackle in each of the first two games of the 2017 season. Inactive for all 16 games last season after making the 53-man roster out of training camp. Signed with the Cardinals as a rookie free agent in 2015 and spent most of that season on the club's practice squad.

DL Frostee Rucker – 12th-year pro played in 13 games (one start) and finished with 25 tackles, six for loss, a forced fumble and one pass defended last season. Has played in 128 career games (60 starts) and totaled 319 tackles, 20 sacks, one INT, 11 passes defended, eight forced fumbles and four fumble recoveries during his NFL career.

DL Xavier Williams – Made the team as an undrafted free agent in 2015 and has played in 14 career games (one start) with 18 tackles.

Linebackers

\$LB Deone Bucannon – Collected a team-high 100 tackles in 13 games last year and has totaled 302 tackles, five sacks, an INT (returned for a TD), 10 passes defended, four fumble recoveries and four forced fumbles in 45 career games.

LB Josh Bynes – Totaled 209 tackles, 13 tackles for loss, a half sack, one interception, 14 passes defended, one forced fumble, one fumble recovery and 12 special teams tackles in 64 games (28 starts) for the Lions (2014-16) and Ravens (2011-13).

LB Karlos Dansby – Cardinals second-round pick (33rd overall) of the 2004 NFL Draft, becomes the first player in franchise history to have three separate stints with the team. Posted his ninth career 100+ tackle season with a team-high 114 for the Bengals in 2016.

LB Markus Golden – 2015 second-round pick posted a team-high 12.5 sacks (third in the NFL) last year, including at least one sack in the first five and final four games of the season. He and Chandler Jones (11) became the franchise's first double-digit sacks duo since 1984.

LB Chandler Jones – Sacked QB Jacoby Brissett twice in Week 2, giving him at least one QB drop in each the last four games, which ties the sixth-longest streak in franchise history. Since 2015, only Khalil Mack (27.0) has more sacks than Jones (26.5), and his 13 multi-sack performances since 2013 rank second to J.J. Watt (16).

LB Kareem Martin – Appeared in 13 games and collected six tackles, one for loss, and a sack in 2016 after converting to OLB from the D-line in 2015.

LB Haason Reddick – Led the team with 10 tackles in his NFL debut in the season-opener at Detroit and matched that total in Week 2 against the Colts. Began in college career as a walk-on cornerback at Temple, where he earned first-team All-AAC honors and a Senior Bowl invite as a senior defensive end. First Temple player selected in the first round since Muhammad Wilkerson (Jets, 2011) and the first Owl picked by Arizona since 1943.

Defensive Backs

S Budda Baker – A consensus NCAA All-American in 2016 and two-time first-team All-Pac-12 selection, totaled 200 tackles, 13.5 tackles for loss, 4.0 sacks, five INTs, 24 passes defended and three forced fumbles in 40 games at Washington. Given first name is Bishard, nicknamed Budda by his mother and aunt.

S Antoine Bethea – Three-time Pro Bowler joined the Cardinals as an unrestricted free agent in March after 11 seasons with the 49ers (2014-16) and Colts (2006-13). Has topped 100 tackles nine times in his career, and according to league stats, ranks fifth among all active NFL defenders – and first among defensive backs – with 1,049 career tackles.

CB Justin Bethel – Started at cornerback in the season-opener at Detroit and returned an interception 82 yards for a touchdown (third of his career) on the Lions first possession. Became the first Cardinal player with INT-TDs in consecutive games (1/1/17 @ LAR) since Marcus Turner (1990).

S Tyvon Branch – Joined the Cardinals after eight seasons with Oakland (2008-14) and Kansas City (2015), where he totaled 528 tackles, nine sacks, five INTs, 27 passes defended, five fumble recoveries, three forced fumbles, three defensive TDs and 19 special teams tackles in 97 games (73 starts). Missed 10 games due to two separate stints on injured reserve last season.

S/CB Rudy Ford – Arizona's sixth-round pick (208th overall) out of Auburn totaled 275 tackles, 1.5 sacks, 11.5 tackles for loss, five INTs, three forced fumbles and a fumble recovery in 52 games (34 starts) for the Tigers. First Auburn player drafted by the Cardinals since teammate Karlos Dansby (2004).

S Tyrann Mathieu – Picked off QB Jacoby Brissett on the first play from scrimmage in the overtime period in Week 2 against the Colts, becoming the fifth player in franchise history to record an overtime INT and the first since Antoine Cason (12/15/13). The 2015 first-team All-Pro selection ended the 2016 season on injured reserve with a shoulder injury after being named a defensive team captain.

CB Patrick Peterson – Fifth overall selection in the 2011 NFL Draft has been chosen to sixth straight Pro Bowls, joining HOF RBs Jim Brown, Barry Sanders and Emmitt Smith as only players with six Pro Bowls prior to age 27. Only 10 players in franchise history have more career INTs than Peterson (20).

CB Brandon Williams – Cardinals 2016 third-round pick has 23 tackles, four passes defended and four special teams tackles in 15 games (three starts). Entered his third season playing CB in 2017 after converting from RB at Texas A&M.

CB Tramon Williams – 11-year NFL veteran entered the league as an undrafted rookie free agent in 2007 and now ranks tied for fifth among active players with 30 interceptions. The 2010 Pro Bowler played the past two seasons with Cleveland (2015-16) after playing eight seasons with Green Bay (2007-14).

CARDINALS PLAYER NOTES – SPECIALISTS

LS Aaron Brewer – Signed with Cardinals in Week 4 of the 2016 season after serving as Denver's long snapper the previous four seasons.

K Phil Dawson – Signed with Arizona after 18 years with Cleveland (1999-2012) and San Francisco (2013-16). Ranks 10th in NFL history and third among active players with 408 FGs made and his FG percentage of 84.5% ranks first in league history among kickers with 400 or more made FGs.

P Andy Lee – Three-time Pro Bowl (2007, 2009 and 2011) and four-time All-Pro (2007, 2009, 2011 and 2012) selection ranks ninth in NFL history in gross average (46.3), 13th in net average (39.5) and ninth in punts inside the 20-yard line (344).

ARIZONA CARDINALS 2017 TRANSACTIONS

- Tue., Sep. 19** Released TE Jim Dray
- Fri., Sep. 15** Signed TE Jim Dray and released LB Philip Wheeler
- Thu., Sep. 14** Signed T Ulrick John and T Winston Painter to the practice squad and released T Givens Price from the practice squad
- Wed., Sep. 13** Re-signed LB Scooby Wright III to the practice squad
- Tue., Sep. 12** Placed RB David Johnson (wrist) on injured reserve, released T Ulrick John, re-signed CB Chris Johnson and signed RB D.J. Foster from New England's practice squad. Also re-signed T Givens Price to the practice squad and released CB Ryan Lewis and RB James Summers from the practice squad
- Mon., Sep. 11** Re-signed LB Philip Wheeler and released LB Scooby Wright III
- Fri., Sep. 8** Elevated LB Scooby Wright III to the active roster from the practice squad and released LB Philip Wheeler
- Tue., Sep. 5** Agreed to terms with G Alex Boone on a one-year contract
- Mon., Sep. 4** Signed P Andy Lee to a two-year contract and released P Matt Wile. Placed RB T.J. Logan (wrist) on injured reserve and signed LB Bryson Albright and LB Obum Gwachum to the practice squad
- Sun. Sep. 3** Re-signed WR Carlton Agudosi, G Dorian Johnson, CB Ryan Lewis, S/CB Harlan Miller, TE Ricky Seals-Jones, RB James Summers, DT Pasoni Tasini and LB Scooby Wright III to the practice squad
- Sat., Sep. 2** Placed WR Aaron Dobson (hamstring) on injured reserve, waived/injured DT Ed Stinson (hamstring) and reached injury settlements with LB Tre'Von Johnson (concussion) and LB Jarvis Jones (back). Released WR Carlton Agudosi, DT Peli Anau, LB Alex Bazzie, LB Cap Capi, CB Jarell Carter, TE Gerald Christian, S Ironhead Gallon, LB Zaviar Gooden, CB Gump Hayes, WR Krishawn Hogan, WR Chris Hubert, RB Chris Johnson, G Dorian Johnson, G Kaleb Johnson, QB Trevor Knight, LB Ryan Langford, P Richie Leone, CB Ryan Lewis, T Jonathan McLaughlin, CB/S Harlan Miller, DT David Moala, T Givens Price, WR Jeremy Ross, TE Ricky Seals-Jones, CB Sojourn Shelton, RB James Summers, DT Pasoni Tasini, G Cole Toner, TE Hakeem Valles, LB Terence Waugh, LB Scooby Wright III
- Fri., Sep. 1** Traded C/G Tony Bergstrom to Baltimore for a conditional seventh-round selection in the 2018 NFL Draft
- Thu., Aug. 24** Released CB Daniel Gray
- Tue., Aug. 22** Activated \$LB Deone Bucannon (ankle) from the PUP list
- Thu., Aug. 17** Signed LB Ryan Langford and waived WR Marquis Bundy
- Sat., Aug. 5** Signed LB Josh Bynes and LB Terence Waugh, waived WR Larry Clark and waived/injured LB Gabe Martin (achilles)
- Tue., Aug. 1** Signed DT Peli Anau and DT David Moala and reached an injury settlement with CB Elie Bouka (ankle)
- Mon., July 31** Signed CB Jarell Carter and waived/injured LB Alani Fua (knee) and CB Ronald Zamort (knee)
- Sun., July 30** Agreed to terms with CB Tramon Williams on a one-year contract
- Thu., July 27** Signed LB Philip Wheeler and TE Gerald Christian to one-year contracts, released TE Steven Wroblewski and reached injury settlements with CB Jumal Rolle and LB Tevin Floyd
- Sat., July 22** Signed LB Tevin Floyd and released C Lucas Crowley
- Fri., July 21** Placed \$LB Deone Bucannon (ankle) on PUP and LB Jarvis Jones (quad) on NFI
- Thu., July 20** Re-signed RB Chris Johnson to a one-year contract
- Thu., June 8** Signed LB Haason Reddick (first round) to a four-year contract
- Tue., June 6** Re-signed WR Chris Hubert and signed LB Alex Bazzie and CB Daniel Gray. Waived LB Mikey Bart
- Fri., June 2** Released QB Zac Dysert, S Drico Johnson and S Cyril Noland-Lewis
- Thu., May 25** Signed S Budda Baker (second round) to a four-year contract
- Fri., May 19** Signed G Dorian Johnson (fourth round) to a four-year contract
- Thu., May 18** Signed WR Chad Williams (third round) to a four-year contract
- Wed., May 17** Signed LB Mikey Bart and waived/left squad DT Collin Bevins
- Tue., May 16** Hired Terry Allen as the Bill Bidwill Fellowship/RB's coach
- Mon., May 15** Signed WR Larry Clark
- Sat., May 13** Signed T Will Holden (5th round), RB T.J. Logan (5th round), and CB Rudy Ford (6th round) to four-year contracts
- Thu., May 11** Released LB Daryl Washington and S Christian Bryant. Signed QB Blaine Gabbert to a one-year contract
- Wed., May 10** Released WR Harvey Binford, WR Marvin Hall, CB/S Trevon Hartfield and WR Chris Hubert
- Tue., May 9** Signed CB Jumal Rolle to a one-year contract
- Wed., May 3** Signed C/G Tony Bergstrom to a one-year contract
- Tue., May 2** Agreed to terms with 17 rookie free agents: WR Carlton Agudosi, DT Collin Bevins, C Lucas Crowley, S Ironhead Gallon, CB Gump Hayes, WR Krishawn Hogan, S Drico Johnson, LB Tre'Von Johnson, QB Trevor Knight, CB Ryan Lewis, T Jonathan McLaughlin, S Cyril Noland-Lewis, TE Ricky Seals-Jones, CB Sojourn Shelton, RB James Summers, DT Pasoni Tasini, TE Steven Wroblewski. Released CB Brian Dixon
- Tue., Apr. 18** DT Olsen Pierre and G/T John Wetzal signed their one-year contract tenders for the 2017 season
- Wed., Mar. 29** Signed WR Harvey Binford
- Fri., Mar. 17** Re-signed DT Frostee Rucker to a one-year contract
- Tue., Mar. 14** Signed LB Jarvis Jones to a one-year contract

ARIZONA CARDINALS 2017 TRANSACTIONS (CONTINUED)

- Mon., Mar. 13** Re-signed RB Andre Ellington to a one-year contract
- Fri., Mar. 10** Agreed to terms with LB Chandler Jones (five years), LB Karlos Dansby (one year) and K Phil Dawson (two years)
- Thu., Mar. 9** Agreed to terms with S Antoine Bethea (three years) and C A.Q. Shipley (two years)
- Tue., Mar. 7** Agreed to terms on a four-year contract with TE Jermaine Gresham. Re-signed QB Zac Dysert to a one-year contract and extended tender offers to exclusive rights free agents DT Olsen Pierre and G/T John Wetzel
- Mon., Feb. 27** Re-signed WR Jeremy Ross and LB Gabe Martin to one-year contracts. Placed the non-exclusive franchise tag on LB Chandler Jones
- Fri., Jan. 27** Freddie Kitchens switches from quarterbacks coach to running backs coach and Byron Leftwich hired as quarterbacks coach
- Thu., Jan. 12** Re-signed DT Josh Mauro to a two-year contract
- Thu., Jan. 5** Signed WR Aaron Dobson and P Richie Leone to future contracts for the 2017 season
- Tue., Jan. 3** Re-signed LB Cap Capi, WR Marvin Hall, WR Chris Hubert, G Kaleb Johnson, C/G Daniel Munyer, RB Elijhaa Penny, and RB Ronald Zamort to future contracts for the 2017 season

Game 1
Lions 35, CARDINALS 23
September 10, 2017 – Ford Field (60,957)

The Cards opened the regular season at Detroit where they took advantage of early Lions mistakes to take an initial 10-0 lead. However, the hosts responded with 26 straight points in the 2nd half to earn the 35-23 victory. Detroit enjoyed a 4-1 edge in takeaways and converted 3 of them into TDs.

Detroit safety Tavon Wilson's INT off Carson Palmer on the game's opening drive set his offense up at the AZ26. However, 2 plays later Lions signal-caller Matthew Stafford returned the favor with a pass that Cards CB Justin Bethel picked off and returned 82 yards for a TD. Midway thru the 1st quarter, the Lions were backed up deep in their own territory when punter Kasey Redfern mishandled a snap in the end zone, allowing the Cards to take over at the DET13. The Cards could only convert it into a 24-yard Phil Dawson FG that made it 10-0 after one. Early in the 2nd quarter, the Cards were threatening before Lions safety Glover Quin INT'd Palmer and returned it to the AZ42. Detroit capitalized 11 plays later when Marvin Jones hauled in a 6-yard TD pass from Stafford that made it 10-6 after the PAT try failed. It remained that way until late in the half when the Cards advanced deep into Lions territory but Dawson's 32-yard FG try bounced off the left upright with :39 remaining before intermission. That was enough time for the Lions to move into position for a 58-yard Matt Prater FG that made it 10-9 as the half expired.

On its opening drive of the 2nd half, AZ's offense moved 94 yards in 12 plays thanks largely to Palmer completing 6 of 8 passes for 69 yards, the biggest of which was a 24-yarder to David Johnson to the DET3. On the next play, RB Kerwynn Williams ran it in to give AZ a 17-9 lead. After a Lions 3-n-out, the Cards took over at their own 21 but on the 1st play Johnson fumbled and DET took over at the AZ10; the play would also be Johnson's last as he exited the game with a wrist injury that ultimately landed him on IR. The Lions again cashed in on a turnover when RB Theo Riddick caught a 7-yard TD pass from Stafford that trimmed the AZ lead to 2 at 17-15 late in the 3rd. On their next series, DET took its 1st lead of the game with 9:27 left thanks to a 10-yard Stafford TD pass to rookie WR Kenny Golladay. The two struck again on the next series with a 45-yard TD hook-up that made it 28-17. The misfortune continued on the next play from scrimmage when Palmer's pass to RB Andre Ellington bounced right off the RB and into the hands of LB Miles Killebrew who took it 35 yards for a TD. A late TD pass from Palmer to WR JJ Nelson provided the game's final points.

CARDINALS	10	0	7	6	23
Lions	0	9	6	20	35

Team	Qtr.	Time	Scoring Play	Drive	Score
CARDS	1	11:14	Bethel 82-yard INT return (Dawson kick)	--	7-0
CARDS	1	2:40	Dawson 24-yard FG	7-7, 3:32	10-0
Lions	2	4:22	MJones 6-yard pass from Stafford (run failed)	11-42, 6:16	10-6
Lions	2	0:00	Prater 58-yard FG	8-38, 0:39	10-9
CARDS	3	5:37	KWilliams 3-yard run (Dawson kick)	12-94, 5:49	17-9
Lions	3	3:07	Riddick 7-yard pass from Stafford (pass failed)	2-10, 0:45	17-15
Lions	4	9:27	Golladay 10-yard pass from Stafford (pass failed)	10-67, 4:49	17-21
Lions	4	4:13	Golladay 45-yard pass from Stafford (Prater kick)	10-67, 5-72, 2:55	17-28
Lions	4	4:03	Killebrew 35-yard INT return (Prater kick)	--	17-35
CARDS	4	1:33	Nelson 1-yard pass from Palmer (pass failed)	10-75, 2:30	23-35

STATISTICS

	AZ	DET
First Downs	24	18
3 rd Down Eff. (Pct)	6-15 (40)	8-16 (50)
Total Plays	67	69
Avg. Gain	4.6	5.3
Rushes-Yards	18-45	27-82
Net Passing Yards	264	285
Total Net Yards	309	367
Passing (A-C-I)	48-27-3	41-29-1
Sacked by Opp.	1-5	1-7
Punts-Average	4-46.0	5-37.8
Fumbles-Lost	2-1	1-0
Penalties	6-55	10-100
Time of Possession	27:58	32:02

Weather: Indoors

RUSHING

CARDS: DJohnson 11-23; Williams 5-10, TD; JoBrown 1-10; Palmer 1-2.
 Lions: Abdullah 15-30; Washington 6-22; Stafford 2-14; Redfern 1-10; Tate 2-7; Riddick 1-(-1).

PASSING

CARDS: Palmer 27-49, 269 yds, 1 TD, 3 INT.
 Lions: Stafford 29-41, 292 yds, 4 TD, 1 INT.

RECEIVING

CARDS: Fitzgerald 6-74; DJohnson 6-68; Nelson 5-43, TD; JoBrown 4-32; Gresham 3-15; Ellington 2-35; Williams 1-2.
 Lions: Tate 10-107; Riddick 6-27, TD; Golladay 4-69, 2 TD; Abdullah 3-11; MJones 2-37, TD; TJones 2-32; Ebron 2-9

INTERCEPTIONS

CARDS: Bethel 1-81, TD.
 Lions: Killebrew 1-35, TD; Quin 1-25; Wilson 1-23.

Game 2
CARDINALS 16, Colts 13 (OT)
September 17, 2017 – Lucas Oil Stadium (63,137)

The Cards made their first-ever appearance at Lucas Oil Stadium where they allowed Indy to jump out to an early 10-point lead. They trailed by that same margin approaching the midway point of the 4th quarter. Staring down the barrel of an 0-2 start to the season, AZ rallied to score 3 times the rest of the way and emerged with a 16-13 OT victory.

Both squads entered the contest undermanned. AZ was without 5 injured starters while Indy's list of missing players was headlined by QB Andrew Luck. Starting in his place was recently-acquired Jacoby Brissett who led Indy to scores on its first 2 offensive drives. The initial one appeared to end with an Adam Vinatieri FG but Cards DL Rodney Gunter was flagged for "leverage on the try; 2 plays later Indy added a TD instead thanks to a 5-yard Frank Gore run. The Colts went up 10-0 on their next drive via Vinatieri's 46-yard FG. AZ responded on the next play from scrimmage with a 46-yard Carson Palmer pass to TE Ifeanyi Momah that took it to the Indy 29. AZ would reach the 1 and went for it on 4th-n-goal from there but Palmer's fade pass to Larry Fitzgerald fell incomplete. After the Cards D forced a 3-n-out, AZ again threatened. A 9-yard Palmer pass to WR JJ Nelson was initially ruled a TD but reversed after replay and a 27-yard Phil Dawson FG made it 10-3. With under 2 minutes to play in the half, the Cards reached the Indy 26 but Palmer's 1st down throw was picked off by S Malik Hooker.

Neither team scored or generated much offense in the 3rd but with 11:42 remaining, Vinatieri's 29-yard FG made it a 2-score game at 13-3. The next series saw Palmer pick-up a key 1st down on 3rd-n-1 when he fumbled the snap but recovered and ran up the middle for 4. Two plays later AZ faced a 3rd-n-20 from its own 18 when Palmer picked up 22 on a pass to WR Jaron Brown and an additional 15 thanks to a roughing the passer call that moved it to the Indy 45. On the next snap, Palmer hit Nelson between 2 defenders down the deep middle for a 45-yard TD that made it 13-10. The AZ offense got the ball back after a Colts 3-n-out and on the 2nd play thereafter, Palmer and Nelson again connected, this time on a 31-yarder to the Indy 28. The catch would lead to a 40-yard Dawson FG that tied the game at 13 with 3:28 to play. On the final play of regulation Dawson had a chance to end it with a 42-yard FG. His initial attempt was good but negated by a Colts timeout and the following try was wide right sending the game to OT.

The Colts won the toss to open the extra period and elected to receive but on their 1st play, S Tyrann Mathieu picked off Brissett and returned the INT 15 yards to the Indy 21. Four plays later, Dawson hit it right down the middle from 30 yards to claim the victory.

CARDINALS	0	3	0	10	3	16
Colts	10	0	0	3	0	13

Team	Qtr.	Time	Scoring Play	Drive	Score
Colts	1	7:38	Gore 5-yard run (Vinatieri kick)	14-53, 5:45	0-7
Colts	1	1:27	Vinatieri 46-yard FG	8-32, 4:21	0-10
CARDS	2	5:56	Dawson 27-yard FG	15-54, 5:49	3-10
Colts	4	11:42	Vinatieri 29-yard FG	16-76, 9:18	3-13
CARDS	4	7:38	Nelson 45-yard pass from Palmer (Dawson kick)	7-85, 4:04	10-13
CARDS	4	3:25	Dawson 40-yard FG	6-40, 2:09	13-13
CARDS	OT	8:02	Dawson 30-yard FG	4-9, 1:45	16-13

STATISTICS

	AZ	IND
First Downs	17	18
3 rd Down Eff. (Pct)	6-15 (40)	8-18 (44)
Total Plays	65	70
Avg. Gain	3.3	2.6
Rushes-Yards	25-83	29-76
Net Passing Yards	306	190
Total Net Yards	389	266
Passing (A-C-I)	36-19-1	37-20-1
Sacked by Opp.	4-26	4-26
Punts-Average	5-46.4	7-43.3
Fumbles-Lost	1-0	3-0
Penalties	6-41	8-70
Time of Possession	28:49	33:09

Weather: Indoors

RUSHING

CARDS: CJohnson 11-44; KWilliams 9-22; Ellington 2-11; Palmer 3-6.
 Colts: Gore 14-46, TD; Brissett 6-22; Turbin 3-11; Mack 6-(-3).

PASSING

CARDS: Palmer 19-36, 332 yds, 1 TD, 1 INT.
 Colts: Brissett 20-37, 216 yds, 0 TD, 1 INT.

RECEIVING

CARDS: Nelson 5-120, TD; JaBrown 4-73; Ellington 3-12; Momah 1-46; Golden 1-29; Niklas 1-16; CWilliams 1-15.
 Colts: Doyle 8-79; Hilton 4-45; Aiken 3-31; Moncrief 2-18; BWilliams 1-20; Mack 1-11; Turbin 1-8.

INTERCEPTIONS

CARDS: Mathieu 1-15.
 Colts: Hooker 1-32.



ARIZONA CARDINALS 2017 TEAM STATS

Won 1, Lost 1

9/10/2017 L 23- 35 at Detroit Lions
 9/17/2017 W 16- 13 at Indianapolis Colts

	Arizona	Opponent						
Total First Downs	41	37						
Rushing	6	9						
Passing	29	26						
Penalty	6	2						
3rd Down: Made/Att	12/30	16/34						
3rd Down Pct.	40.0%	47.1%						
4th Down: Made/Att	1/2	0/1						
4th Down Pct.	50.0%	0.0%						
Possession Avg.	27:18	32:42						
Total Net Yards	697	633						
Avg. Per Game	348.5	316.5						
Total Plays	132	139						
Avg. Per Play	5.3	4.6						
Net Yards Rushing	128	158						
Avg. Per Game	64.0	79.0						
Total Rushes	43	56						
Net Yards Passing	569	475						
Avg. Per Game	284.5	237.5						
Sacked/Yards Lost	5/31	5/33						
Gross Yards	600	508						
Attempts/Completions	84/46	78/49						
Completion Pct.	54.8%	62.8%						
Had Intercepted	4	2						
Punts/Average	9/46.2	12/41.0						
Net Punting Avg.	38.3	40.5						
Penalties/Yards	12/96	18/170						
Fumbles/Ball Lost	3/1	4/0						
Touchdowns	4	6						
Rushing	1	1						
Passing	2	4						
Returns	1	1						
Score By Periods	Q1	Q2	Q3	Q4	OT	Pts		
Team	10	3	7	16	3	39		
Opponents	10	9	6	23	0	48		
Scoring	TD	Ru	Pa	Rt	PAT	FG	2Pt	Pts
P.Dawson	0	0	0	0	3/3	4/6	0	15
J.Nelson	2	0	2	0	0/0	0/0	0	12
J.Bethel	1	0	0	1	0/0	0/0	0	6
K.Williams	1	1	0	0	0/0	0/0	0	6
Team	4	1	2	1	3/3	4/6	0	39
Opponents	6	1	4	1	3/3	3/3	0	48

2-Pt. Conversions: Team 0/1, Opponents: 0/3
 Sacks: C.Jones 3.0, J.Mauro 1.0, J.Bynes 1.0 **Team: 5.0, Opponents: 5.0**

Rushing	No.	Yds	Avg	Long	TD
C.Johnson	11	44	4.0	11	0
K.Williams	14	32	2.3	5	1
D.Johnson	11	23	2.1	6	0
A.Ellington	2	11	5.5	6	0
J.Brown	1	10	10.0	10	0
C.Palmer	4	8	2.0	4	0
Team	43	128	3.0	11	1
Opponents	56	158	2.8	15	1

Receiving	No.	Yds	Avg	Long	TD
J.Nelson	10	163	16.3	45t	2
L.Fitzgerald	9	95	10.6	33	0
D.Johnson	6	67	11.2	24	0
A.Ellington	5	47	9.4	24	0
J.Brown	4	73	18.3	22	0
Jo.Brown	4	32	8.0	12	0
J.Gresham	3	15	5.0	11	0
I.Momah	1	46	46.0	46	0
B.Golden	1	29	29.0	29	0
T.Niklas	1	16	16.0	16	0
C.Williams	1	15	15.0	15	0
K.Williams	1	2	2.0	2	0
Team	46	600	13.0	46t	2
Opponents	49	508	10.4	45t	4

Interceptions	No.	Yds	Avg	Long	TD
J.Bethel	1	82	82.0	82t	1
T.Mathieu	1	15	15.0	15	0
Team	2	97	48.5	82t	1
Opponents	4	115	28.8	35t	1

Punting	No	Yds	Avg	Net	TB	In	Lg	B
A.Lee	9	416	46.2	38.3	0	1	57	0
Team	9	416	46.2	38.3	0	1	57	0
Opponents	12	492	41.0	40.5	0	4	53	0

Punt Returns	Ret	FC	Yds	Avg	Long	TD
K.Williams	2	6	6	3.0	6	0
Team	2	6	6	3.0	6	0
Opponents	7	0	71	10.1	24	0

Kickoff Returns	No.	Yds	Avg	Long	TD
K.Williams	4	81	20.3	23	0
Team	4	81	20.3	23	0
Opponents	6	128	21.3	30	0

Field Goals	1-19	20-29	30-39	40-49	50+
P.Dawson	0/0	2/2	1/2	1/2	0/0
Team	0/0	2/2	1/2	1/2	0/0
Opponents	0/0	1/1	0/0	1/1	1/1

Fumbles Lost: Da.Johnson 1 **Total: 1**
 Opponent Fumble Recoveries

Passing	Att	Cmp	Yds	Cmp%	Yds/Att	TD	TD%	Int	Int%	Long	Sack	Lost	Rating
C.Palmer	84	46	600	54.8%	7.1	2	2.4%	4	4.8%	46	5/	31	65.6
Team	84	46	600	54.8%	7.1	2	2.4%	4	4.8%	46	5/	31	65.6
Opponents	78	49	508	62.8%	6.5	4	5.1%	2	2.6%	45t	5/	33	88.0



ARIZONA CARDINALS 2017 DEFENSIVE STATISTICS

(BASED ON COACHES FILM REVIEW)

Name	TT	UT	AT	TFL	Sacks/Yds	INT	PD	FF	FR	QB QB		SPECIAL TEAMS					
										PRS	HITS	TT	UT	AT	FF	FR	BP/K
Haason Reddick	20	13	7	2	-	-	-	-	-	2	1	-	-	-	-	-	-
Karlos Dansby	19	15	4	2	-	-	-	-	-	-	-	-	-	-	-	-	-
Tyvon Branch	12	11	1	-	-	-	2	-	-	-	-	2	2	-	-	-	-
Chandler Jones	11	10	1	5	3/23	-	-	1	-	2	5	-	-	-	-	-	-
Justin Bethel	9	7	2	-	-	1	3	-	-	-	-	1	1	-	-	-	-
Antoine Bethea	8	7	1	-	-	-	1	-	-	1	-	-	-	-	-	-	-
Josh Bynes	7	6	1	-	1/2	-	-	-	-	-	1	2	2	-	1	-	-
Tyrann Mathieu	6	5	1	1	-	1	-	-	-	-	-	-	-	-	-	-	-
Corey Peters	6	4	2	1	-	-	-	-	-	5	3	-	-	-	-	-	-
Markus Golden	6	5	1	-	-	-	-	-	-	4	2	-	-	-	-	-	-
Josh Mauro	5	4	1	1	1/8	-	-	-	-	-	1	-	-	-	-	-	-
Frostee Rucker	5	4	1	2	-	-	1	-	-	2	2	-	-	-	-	-	-
Patrick Peterson	3	3	-	-	-	-	2	-	-	-	-	-	-	-	-	-	-
Xavier Williams	3	3	-	1	-	-	-	-	-	2	-	-	-	-	-	-	-
Budda Baker	2	2	-	-	-	-	-	-	-	-	-	4	2	2	-	-	-
Olsen Pierre	2	1	1	1	-	-	-	-	-	-	-	-	-	-	-	-	-
Rodney Gunter	-	-	-	-	-	-	-	-	-	2	-	-	-	-	-	-	-
Robert Nkemdiche	-	-	-	-	-	-	-	-	-	1	-	-	-	-	-	-	-
Elijhaa Penny	-	-	-	-	-	-	-	-	-	-	-	5	4	1	-	-	-
Rudy Ford	-	-	-	-	-	-	-	-	-	-	-	1	1	-	-	-	-
Ifeanyi Momah	-	-	-	-	-	-	-	-	-	-	-	1	1	-	-	-	-
Brandon Williams	-	-	-	-	-	-	-	-	-	-	-	1	-	1	-	-	-

Miscellaneous:

Justin Bethel: 82-yard interception return for a TD @ Detroit, September 10

2017 CARDINALS REGULAR SEASON GAME-BY-GAME OFFENSIVE STATS

	9/10 @ Det	9/17 @Ind	9/25 vs. Dal	10/1 vs SF	10/8 @ Phi	10/15 vs. TB	10/22 @ LAR	11/5 @ SF	11/9 vs. Sea	11/19 @ Hou	11/26 vs. Jax	12/3 vs. LAR	12/10 vs. Ten	12/17 @ Was	12/24 vs. NYG	12/31 @ Sea	Totals
First Downs	24	17															41
Rushing	4	2															6
Passing	15	14															29
Penalty	5	1															6
Third Downs	15	15															30
Converted	6	6															12
Efficiency	40%	40%															40%
Fourth Downs	1	1															2
Converted	1	0															1
Efficiency	100%	0%															50%
Total Net Yards	308	389															697
Plays	67	65															132
Avg./Play	4.6	6.0															5.3
Net Yards Rushing	45	83															128
Attempts	18	25															43
Avg./Rush	2.5	3.3															3.0
Touchdowns	1	0															1
Net Yards Passing	263	306															569
Sacks	1	4															5
Yards Lost	5	26															31
Gross Yards	268	332															600
Attempts	48	36															84
Completions	27	19															46
Pct.	56.3%	52.8%															54.8
Touchdowns	1	1															2
Interceptions	3	1															4
Yards Per Attempt	5.4	7.7															6.4
Kickoffs-EZ-TB	5-4-1	5-5-2															10-9-3
Punting	4	5															9
Average	46.0	46.4															46.2
Net Average	34.0	41.8															38.3
Had Blocked	0	0															0
FG-PAT Had Blocked	0-0	0-0															0-0
Penalties/Yards	6-55	6-41															12-96
Fumbles/Lost	2-1	1-0															3-1
Touchdowns	3	1															4
Rushing	1	0															1
Passing	1	1															2
Returns	1	0															1
PAT/ 2-Point Made/Att.	2-3	1-1															3-4
Kicking Made/Att.	2-2	1-1															3-3
2-pt Rushing Made/Att.	0-0	0-0															0-0
2-pt Passing Made/Att.	0-1	0-0															0-1
Field Goals Made/Att.	1-2	3-4															4-6
Safeties Awarded	0	0															0
Points Scored	23	16															39
Time Of Possession	26:40	28:49															27:18

2017 CARDINALS REGULAR SEASON GAME-BY-GAME DEFENSIVE STATS

	9/10 @ Det	9/17 @ Ind	9/25 vs. Dal	10/1 vs SF	10/8 @ Phi	10/15 vs. TB	10/22 @ LAR	11/5 @ SF	11/9 vs. Sea	11/19 @ Hou	11/26 vs. Jax	12/3 vs. LAR	12/10 vs. Ten	12/17 @ Was	12/24 vs. NYG	12/31 @ Sea	Totals
First Downs	19	18															37
Rushing	3	6															9
Passing	15	11															26
Penalty	1	1															2
Third Downs	16	18															34
Converted	8	8															16
Efficiency	50%	44%															47%
Fourth Downs	1	0															1
Converted	0	0															0
Efficiency	0%	0%															0%
Total Net Yards	367	266															633
Plays	69	70															139
Avg./Play	5.3	3.8															4.6
Net Yards Rushing	82	76															158
Attempts	27	29															56
Avg./Rush	3.0	2.6															2.8
Touchdowns	0	1															1
Net Yards Passing	285	190															475
Sacks	1	4															5
Yards Lost	7	26															33
Gross Yards	292	216															508
Attempts	41	37															78
Completions	29	20															49
Pct.	70.7%	54.1%															62.8%
Touchdowns	4	0															4
Interceptions	1	1															2
Yards Per Attempt	6.8	4.6															5.7
Kickoffs-EZ-TB	6-6-4	4-2-2															10-8-6
Punting	5	7															12
Average	37.8	43.3															41.0
Net Average	37.8	42.4															40.5
Had Blocked	0	0															0
FG-PAT Had Blocked	0-0	0-0															0-0
Penalties/Yards	10-100	8-70															18-170
Fumbles/Lost	1-0	3-0															4-0
Touchdowns	5	1															6
Rushing	0	1															1
Passing	4	0															4
Returns	1	0															1
<u>PAT/ 2-Point Made/Att.</u>	2-5	1-1															3-6
Kicking Made/Att.	2-2	1-1															3-3
2-pt Rushing Made/Att.	0-1	0-0															0-1
2-pt Passing Made/Att.	0-2	0-0															0-2
Field Goals Made/Att.	1-1	2-2															3-3
Safeties Allowed	0	0															0
Points Allowed	35	13															48
Time Of Possession	33:20	33:09															32:42



REGULAR SEASON THE LAST TIME

RUSHING

200 Yards Rushing

By Cardinals: 228, Beanie Wells at St. Louis, Nov. 27, 2011 (27 att., TD)
By Opponent: 228, Clinton Portis at Denver, Dec. 29, 2002 (24 att., 2 TD)

150 Yards Rushing

By Cardinals: 157, David Johnson at San Francisco, Oct. 6, 2016 (27 att., 2 TDs)
By Opponent: 153, Adrian Peterson at Minnesota, Oct. 21, 2012 (23 att., TD)

100 Yards Rushing

By Cardinals: 103, David Johnson at Minnesota, Nov. 20, 2016 (22 att., TD)
By Opponent: 110, LeSean McCoy at Buffalo, Sept. 25, 2016 (17 att., 2 TDs)

Two 100-Yard Rushers

By Cardinals: 126 yards, Ottis Anderson/102 yards, Wayne Morris at New Orleans, Oct. 5, 1980
By Opponent: 128 yards, Marshawn Lynch/108 yards, Robert Turbin at Seattle, Dec. 9, 2012

Three Rushing Touchdowns

By Cardinals: David Johnson at Seattle, Dec. 24, 2016 (2, 1, 1 yard)
By Opponent: Marshawn Lynch at Seattle, Dec. 9, 2012 (20, 4, 33 yards)

Two Rushing Touchdowns

By Cardinals: David Johnson (3) at Seattle, Dec. 24, 2016 (2, 1, 1 yard)
By Opponent: Tim Hightower vs. New Orleans, Dec. 18, 2016 (3, 2 yards)

PASSING

500 Yards Passing

By Cardinals: 522 by Boomer Esiason at Washington, Nov. 10, 1996-OT (35 comp., 59 att.)
By Opponent: Never happened

400 Yards Passing

By Cardinals: 421 by Carson Palmer at Pittsburgh, Oct. 18, 2015 (29 comp., 45 att.)
By Opponent: 411 by Nick Foles vs. Philadelphia, Oct. 26, 2014 (36 comp., 62 att.)

300 Yards Passing

By Cardinals: 332 by Carson Palmer at Indianapolis, Sept. 17, 2017 (19 comp., 36 att.)
By Opponent: 350 by Russell Wilson at Seattle, Dec. 24, 2016 (29 comp., 45 att.)

Six Touchdown Passes

By Cardinals: Charley Johnson vs. New Orleans, Nov. 2, 1969 (32, 14, 28, 31, 26, 14 yards)
By Opponent: Brett Favre at NY Jets, Sept. 28, 2008 (12, 34, 2, 17, 40, 24 yards)

Five Touchdown Passes

By Cardinals: Kurt Warner at Chicago, Nov. 8, 2009 (11, 6, 17, 15, 4 yards)
By Opponent: Brett Favre (6) at NY Jets, Sept. 28, 2008 (12, 34, 2, 17, 40, 24 yards)

Four Touchdown Passes

By Cardinals: Carson Palmer vs. Cincinnati, Nov. 22, 2015 (18, 64, 18, 16 yards)
By Opponent: Matthew Stafford at Detroit, Sept. 10, 2017 (6, 7, 10, 45 yards)

Three Touchdown Passes

By Cardinals: Carson Palmer at Los Angeles, Jan. 1, 2017 (4, 37, 5 yards)
By Opponent: Matthew Stafford (4) at Detroit, Sept. 10, 2017 (6, 7, 10, 45 yards)

RECEIVING

200 Yards Receiving

By Cardinals: 217, Anquan Boldin at Detroit, Sept. 7, 2003 (10 receptions, 2 TDs)
By Opponent: 226, Demaryius Thomas at Denver, Oct. 5, 2014 (8 rec., 2 TDs)

150 Yards Receiving

By Cardinals: 120, John Brown at Pittsburgh, Oct. 18, 2015 (10 rec.)
By Opponent: 171, Doug Baldwin at Seattle, Dec. 24, 2016 (13 rec., TD)

100 Yards Receiving

By Cardinals: 120, J.J. Nelson at Indianapolis, Sept. 17, 2017 (5 rec.)
By Opponent: 107, Golden Tate at Detroit, Sept. 10, 2017 (10 rec.)

Two 100-Yard Receivers

By Cardinals: 133, Larry Fitzgerald (12 rec.), 101, Michael Floyd (5 rec.) vs. San Francisco, Nov. 13, 2016

By Opponent: 139, Luke Willson (3 rec., 2 TD), 113, Doug Baldwin (7 rec.), vs. Seattle, Dec. 21, 2014

Four Receiving Touchdowns

By Cardinals: Roy Green vs. Seattle, Nov. 13, 1983 (15, 23, 7, 63 yards)

By Opponent: Earnest Gray vs. NY Giants, Sept. 7, 1980 (10, 37, 42, 20 yards)

Three Receiving Touchdowns

By Cardinals: Larry Fitzgerald at Chicago, Sept. 20, 2015 (8, 28, 9 yards)

By Opponent: Greg Olsen at Chicago, Nov. 8, 2009 (33, 3, 20 yards)

Two Receiving Touchdowns

By Cardinals: J.J. Nelson at Carolina, Oct. 30, 2016 (5, 4 yards)

By Opponent: Kenny Golladay at Detroit, Sept. 10, 2017 (10, 45 yards)

10 or More Receptions in a Game

By Cardinals: Larry Fitzgerald (10 for 78 yards) vs. Washington, Dec. 4, 2016

By Opponent: Golden Tate (10 for 107 yards) at Detroit, Sept. 10, 2017

COMBOS

100-Yard Rusher/100-Yard Receiver

By Cardinals: Chris Johnson, 109 yards rushing/Michael Floyd, 106 yards receiving at Cleveland, Nov. 1, 2015

By Opponent: Marshawn Lynch, 113 yards rushing/Luke Willson, 139 yards receiving/Doug Baldwin, 113 yards receiving vs. Seattle, Dec. 21, 2014

100-Yard Rusher/Two 100-Yard Receivers

By Cardinals: Johnny Johnson, 103 yards rushing/Ernie Jones, 117 yards receiving/Roy Green, 120 yards receiving vs. Green Bay, Nov. 18, 1990

By Opponent: Marshawn Lynch, 113 yards rushing/Luke Willson, 139 yards receiving/Doug Baldwin, 113 yards receiving vs. Seattle, Dec. 21, 2014

100-Yard Rusher/100-Yard Receiver/300-Yard Passer

By Cardinals: Chris Johnson, 109 yards rushing/Michael Floyd, 106 yards receiving/Carson Palmer 374 yards passing at Cleveland, Nov. 1, 2015

By Opponent: Marshawn Lynch, 113 yards rushing/Luke Willson, 139 yards receiving/Doug Baldwin, 113 yards receiving/Russell Wilson, 339 yards passing vs. Seattle, Dec. 21, 2014

Two 100-Yard Receivers/300-Yard Passer

By Cardinals: Larry Fitzgerald, 133; Michael Floyd, 101; Carson Palmer, 376, vs. San Francisco, Nov. 13, 2016

By Opponent: Luke Willson, 139; Doug Baldwin, 113; Russell Wilson, 339, vs. Seattle, Dec. 21, 2014

SCORING

Four Total Touchdowns

By Cardinals: Ronald Moore vs. LA Rams, Dec. 5, 1993 (4 rush)

By Opponent: Brian Westbrook at Philadelphia, Nov. 27, 2008 (2 rush, 2 rec.)

Three Total Touchdowns

By Cardinals: David Johnson at Seattle, Dec. 24, 2016 (3 rush)

By Opponent: Marshawn Lynch at Seattle, Dec. 9, 2012 (3 rush)

Two-Point Conversion

By Cardinals: David Johnson reception at Miami, Dec. 11, 2016

By Opponent: Marcel Reece reception at Seattle, Dec. 24, 2016

Safety

By Cardinals: Calais Campbell sacked Blaine Gabbert in end zone at San Francisco, Oct. 6, 2016

By Opponent: Corey Lemonier sacked Carson Palmer in end zone at San Francisco, Oct. 13, 2013

KICKING

Six Field Goals

By Cardinals: Neil Rackers vs. San Francisco, Oct. 2, 2005 (40, 45, 48, 23, 43, 24 yards)

By Opponent: Never happened

Five Field Goals

By Cardinals: Chandler Catanzaro vs. St. Louis, Oct. 4, 2015 (21, 27, 42, 38, 29 yards)

By Opponent: Matt Bryant at Atlanta, Nov. 30, 2014 (20, 23, 21, 45, 28 yards)

Four Field Goals

By Cardinals: Chandler Catanzaro (5) vs. St. Louis, Oct. 4, 2015 (21, 27, 42, 38, 29 yards)

By Opponent: Chris Boswell at Pittsburgh, Oct. 18, 2015 (47, 48, 51, 28 yards)

Three Field Goals

By Cardinals: Phil Dawson at Indianapolis, Sept. 17, 2017 (27, 40, 30 yards)

By Opponent: Dustin Hopkins vs. Washington, Dec. 4, 2016 (47, 20, 53 yards)

Missed Point-After-Touchdown

By Cardinals: Chandler Catanzaro vs. New Orleans, Dec. 18, 2016 (wide left)

By Opponent: Steven Hauschka at Seattle, Dec. 24, 2016 (wide left)

Blocked Punt

By Cardinals: Quentin Groves at New England, Sept. 16, 2012 (Zoltan Mesko punt)

By Opponent: Chase Reynolds at Los Angeles, Jan. 1, 2017 (Matt Wile punt)

Blocked Punt Return For Touchdown

By Cardinals: Monty Beisel (Sean Morey block) vs. Dallas, Oct. 12, 2008, three yards (Mat McBriar punt)

By Opponent: DeDe Dorsey (DeDe Dorsey block) at Cincinnati, Nov. 18, 2007, 19 yards (Mike Barr punt)

Blocked Field Goal Attempt

By Cardinals: Rodney Gunter at Seattle, Dec. 24, 2016 (Steven Hauschka 45-yard attempt)

By Opponent: Bobby Wagner vs. Seattle, Oct. 23, 2016 (Chandler Catanzaro 39-yard attempt)

Blocked Field Goal Attempt For Touchdown

By Cardinals: Justin Bethel (Adrian Wilson block) vs. Chicago, Dec. 23, 2012, 82 yards (Olindo Mare kick)

By Opponent: Mike Bass (Verlon Biggs block) at Washington, Sept. 24, 1972, 32 yards (Jim Bakken kick)

RETURNS

Punt Return For Touchdown

By Cardinals: Ted Ginn, Jr. at NY Giants, Sept. 14, 2014, 71 yards (Steve Weatherford punt)

By Opponent: Nick Miller at St. Louis, Nov. 27, 2011, 88 yards (Dave Zastudil punt)

Kickoff Return For Touchdown

By Cardinals: David Johnson at Chicago, Sept. 20, 2015, 108 yards (Robbie Gould kickoff)

By Opponent: Cordarrelle Patterson at Minnesota, Nov. 20, 2016, 104 yards (Chandler Catanzaro kickoff)

Interception Return For Touchdown

By Cardinals: Justin Bethel at Detroit, Sept. 10, 2017 (82 yards, Matthew Stafford pass)

By Opponent: Miles Killebrew at Detroit, Sept. 10, 2017 (35 yards, Carson Palmer pass)

Fumble Return For Touchdown

By Cardinals: Calais Campbell vs. New Orleans, Dec. 18, 2016, 53 yards (Drew Brees fumble)

By Opponent: Thomas Davis at Carolina, Oct. 30, 2016, 46 yards (Carson Palmer fumble)

DEFENSE

Four Interceptions

By Cardinals: Kwamie Lassiter vs. San Diego, Dec. 27, 1998

By Opponent: Never happened

Three Interceptions

By Cardinals: Antrel Rolle at Cincinnati, Nov. 18, 2007

By Opponent: Marcus Trufant at Seattle, Dec. 9, 2007

Two Interceptions

By Cardinals: Marcus Cooper vs. Tampa Bay, Sept. 18, 2016

By Opponent: Xavier Rhodes at Minnesota, Nov. 20, 2016

Two Interceptions By Teammates

By Cardinals: At Washington, Oct. 16, 1994 (Aeneas Williams and James Williams)

By Opponent: At Seattle, Dec. 9, 2012 (Richard Sherman and Bobby Wagner)

Four Quarterback Sacks

By Cardinals: Bertrand Berry vs. NY Giants, Nov. 14, 2004

By Opponent: Cameron Wake (4.5) vs. Miami, Sept. 30, 2012

Three Quarterback Sacks

By Cardinals: Dwight Freeney vs. Green Bay, Dec. 27, 2015

By Opponent: Stat Lotulelei at Carolina, Oct. 30, 2016

Two QB Sacks By Teammates

By Cardinals: at San Francisco, Oct. 6, 2016
(Markus Golden 2.0, Calais Campbell 2.0)
By Opponent: at Philadelphia, Dec. 1, 2013
(Brandon Graham and Trent Cole)

Two Opponent Fumble Recoveries

By Cardinals: Jeraud Powers vs. Green Bay,
Dec. 27, 2015
By Opponent: J.J. Watt vs. Houston, Nov. 10,
2013

TEAM SCORING**50 Points Scored By Team**

By Cardinals: St. Louis 56 at Minnesota 14, Oct.
6, 1963
By Opponent: At Seattle 58, Arizona 0, Dec. 9,
2012

40 Points Scored

By Cardinals: New Orleans 48, At Arizona 41,
Dec. 18, 2016
By Opponent: Arizona 44, At Los Angeles 6, Jan.
1, 2017

20 First-Quarter Points

By Cardinals: 21 vs. San Francisco, Sept. 10,
2006
By Opponent: 28 at Minnesota, Oct. 9, 2011

20 Second-Quarter Points

By Cardinals: 24 vs. Tampa Bay, Sept. 18, 2016
By Opponent: 20 vs. Seattle, Jan. 3, 2016

20 Third-Quarter Points

By Cardinals: 21 vs. Green Bay, Dec. 27, 2015
By Opponent: 21 at San Francisco, Jan. 2, 2011

20 Fourth-Quarter Points

By Cardinals: 20 at Seattle, Dec. 24, 2016
By Opponent: 20 at Detroit, Sept. 10, 2017

30 One-Half Points

By Cardinals: 31 in first half vs. San Francisco,
Sept. 27, 2015
By Opponent: 30 in first half vs. Seattle, Jan. 3,
2016

Score Touchdown In Each Quarter

By Cardinals: vs. New Orleans, Dec. 18, 2016 (7,
13, 7, 14 points)
By Opponent: at Atlanta, Nov. 27, 2016 (7, 10, 7,
14 points)

OFFENSE**500 Yards Total Offense**

By Cardinals: 524 at St. Louis, Dec. 6, 2015
By Opponent: 596 vs. Seattle, Dec. 21, 2014

No Sacks/No Interceptions Allowed

By Cardinals: vs. NY Jets, Oct. 17, 2016
By Opponent: at Kansas City, Nov. 21, 2010

DEFENSE**Shutout**

By Cardinals: At Arizona 19, NY Giants 0, Dec.
12, 1992
By Opponent: At Seattle 58, Cardinals 0, Dec.
9, 2012

Shutout At Home

By Cardinals: Cardinals 19, NY Giants 0, Dec.
12, 1992
By Opponent: At Seattle 58, Cardinals 0, Dec.
9, 2012

Shutout On The Road

By Cardinals: Cardinals 38, at Dallas 0, Nov.
16, 1970
By Opponent: Vs. Seattle, 38, Cardinals 0,
Sept. 14, 2003

MISCELLANEOUS**Overtime Win At Home**

By Cardinals: Sept. 30, 2012 vs. Miami, 24-21
By Opponent: Oct. 14, 2012 vs. Buffalo, 19-16

Overtime Win On The Road

By Cardinals: Sept. 17, 2017 at Indianapolis,
16-13
By Opponent: Nov. 7, 2010 at Minnesota, 27-
24

10 Or More Penalties

By Cardinals: 10, at Carolina, Oct. 30, 2016 (88
yards)
By Opponent: 10, at Detroit, Sept. 10, 2017
(100 yards)

Tie Game

By Cardinals: Oct. 23, 2016 vs. Seattle, 6-6

Over 40:00 Time of Possession (Non-OT)

By Cardinals: 42:50 at Seattle, Oct. 18, 2009
By Opponent: 44:16 at San Francisco, Nov. 20,
2011



ARIZONA CARDINALS 2017 PARTICIPATION

No.	Player	at Detroit	at Indianapolis	Dallas	San Francisco	at Philadelphia	Tampa Bay	at LA Rams (UK)	at San Fran	Seattle	at Houston	Jacksonville	LA Rams	Tennessee	at Washington	NY Giants	at Seattle	GP/GS/DNP/IA
		1	2	3	4	5	6	7	8	9	10	11	12	13	14	15	16	Total
19	Agudosi, Carlton	PS	PS															N/A
54	Albright, Bryson	PS	PS															N/A
36	Baker, Budda	P	P															2-0-0-0
41	Bethea, Antoine	P	SS															2-1-0-0
28	Bethel, Justin	CB	CB															2-2-0-0
70	Boehm, Evan	RG	RG															2-2-0-0
75	Boone, Alex	P	LG															2-1-0-0
27	Branch, Tyvon	SS	DB															2-2-0-0
46	Brewer, Aaron	P	P															2-0-0-0
13	Brown, Jaron	WR	WR															2-2-0-0
12	Brown, John	WR	IAJ															1-1-0-1
20	Bucannon, Deone	IAJ	IAJ															0-0-0-2
57	Bynes, Josh	P	P															2-0-0-0
56	Dansby, Karlos	ILB	ILB															2-2-0-0
4	Dawson, Phil	P	P															2-0-0-0
81	Dray, Jim	-	P															1-0-0-0
38	Ellington, Andre	P	P															2-0-0-0
11	Fitzgerald, Larry	WR	WR															2-2-0-0
30	Ford, Rudy	P	P															2-0-0-0
37	Foster, D.J.	-	IA															0-0-0-1
59	Fua, Alani	IR	IR															N/A
7	Gabbert, Blaine	IA	IA															0-0-0-2
10	Golden, Brittan	P	P															2-0-0-0
44	Golden, Markus	WILL	WILL															2-2-0-0
84	Gresham, Jermaine	TE	IAJ															1-1-0-1
95	Gunter, Rodney	P	P															2-0-0-0
51	Gwacham, Obum	PS	PS															N/A
69	Holden, Will	IA	TE															1-1-0-1
74	Humphries, D.J.	LT	IAJ															1-1-0-1
76	Iupati, Mike	LG	IAJ															1-1-0-1
71	John, Ulrick	IA	PS															0-0-0-1
23	Johnson, Chris	-	P															1-0-0-0
31	Johnson, David	RB	IR															1-1-0-0
64	Johnson, Dorian	PS	PS															N/A
55	Jones, Chandler	SAM	SAM															2-2-0-0
2	Lee, Andy	P	P															2-0-0-0
37	Lewis, Ryan	PS	-															N/A
22	Logan, T.J.	IR	IR															N/A
96	Martin, Kareem	P	P															2-0-0-0
32	Mathieu, Tyrann	FS	FS															2-2-0-0
97	Mauro, Josh	DL	P															2-1-0-0
34	Miller, Harlan	PS	PS															N/A
80	Momah, Ifeanyi	P	P															2-0-0-0
62	Munyer, Daniel	DNP	DNP															0-0-2-0
14	Nelson, J.J.	P	P															2-0-0-0
87	Niklas, Troy	P	TE															2-1-0-0
90	Nkemdiche, Robert	IAJ	P															1-0-0-1
78	Painter, Winston	-	PS															N/A
3	Palmer, Carson	QB	QB															2-2-0-0
35	Penny, Elijah	P	P															2-0-0-0
98	Peters, Corey	DL	DL															2-2-0-0
21	Peterson, Patrick	CB	CB															2-2-0-0
72	Pierre, Olsen	P	P															2-0-0-0
43	Reddick, Haason	\$LB	\$LB															2-2-0-0
92	Rucker, Frostee	DL	DL															2-2-0-0
86	Seals-Jones, Ricky	PS	PS															N/A
53	ShIPLEY, A.Q.	C	C															2-2-0-0
5	Stanton, Drew	DNP	DNP															0-0-2-0
91	Stinson, Ed	IR	-															N/A
23	Summers, James	PS	-															N/A
65	Tasini, Pasoni	PS	PS															N/A
68	Veldheer, Jared	RT	RT															2-2-0-0
73	Wetzel, John	P	LT															2-1-0-0
52	Wheeler, Philip	-	-															0-0-0-0
26	Williams, Brandon	P	P															2-0-0-0
16	Williams, Chad	IA	P															1-0-0-1
33	Williams, Kerwynn	P	RB															2-1-0-0
25	Williams, Tramon	P	P															2-0-0-0
94	Williams, Xavier	P	P															2-0-0-0
58	Wright III, Scooby	IA	PS															0-0-0-1
29	Zamort, Ronald	IR	IR															N/A

P-Played, Position-Started, INJ-Injured, DNP-Did Not Play, IA-Inactive, IAJ-Inactive/Injured, IR-Injured Reserve, PS-Practice Squad,
PUP-Physically Unable to Perform, SUS-Suspension, NFI-Reserve/Non-Football Injury, RE-Roster Exemption



ARIZONA CARDINALS 2017 STARTERS

Opponent, Date	OFFENSE											
	WR	LT	LG	C	RG	RT	TE	WR	QB	RB	WR	
at Detroit, Sep. 10	Ja. Brown	Humphries	Iupati	Shipley	Boehm	Veldheer	Gresham	Fitzgerald	Palmer	Johnson	Jo. Brown	
at Indianapolis, Sep. 17	WR	LT	LG	C	RG	RT	TE	WR	QB	RB	TE	
Dallas, Sep. 25	Ja. Brown	Wetzel	Boone	Shipley	Boehm	Veldheer	Niklas	Fitzgerald	Palmer	Williams	Holden	
San Francisco, Oct. 1												
at Philadelphia, Oct. 8												
Tampa Bay, Oct. 15												
at LA Rams (UK), Oct. 22												
at San Fran., Nov. 5												
Seattle, Nov. 9												
at Houston, Nov. 19												
Jacksonville, Nov. 26												
LA Rams, Dec. 3												
Tennessee, Dec. 10												
at Washington, Dec. 17												
NY Giants, Dec. 24												
at Seattle, Dec. 31												

Opponent, Date	DEFENSE											
	DL	DL	DL	SAM	\$LB	ILB	WILL	LCB	RCB	SS	FS	
at Detroit, Sep. 10	Mauro	Peters	Rucker	Jones	Reddick	Dansby	Golden	Peterson	Bethel	Branch	Mathieu	
at Indianapolis, Sep. 17	DL	DL	SAM	\$LB	ILB	WILL	DB	LCB	RCB	SS	FS	
Dallas, Sep. 25	Peters	Rucker	Jones	Reddick	Dansby	Golden	Branch	Peterson	Bethel	Betha	Mathieu	
San Francisco, Oct. 1												
at Philadelphia, Oct. 8												
Tampa Bay, Oct. 15												
at LA Rams (UK), Oct. 22												
at San Fran., Nov. 5												
Seattle, Nov. 9												
at Houston, Nov. 19												
Jacksonville, Nov. 26												
LA Rams, Dec. 3												
Tennessee, Dec. 10												
at Washington, Dec. 17												
NY Giants, Dec. 24												
at Seattle, Dec. 31												

2017 ARIZONA CARDINALS INACTIVES

<u>at Detroit, Sep. 10</u>	<u>at Philadelphia, Oct. 8</u>	<u>Seattle, Nov. 9</u>	<u>Tennessee, Dec. 10</u>
\$LB Deone Bucannon QB Blaine Gabbert G/T Will Holden T Ulrick John DT Robert Nkemdiche WR Chad Williams LB Scooby Wright III			
<u>at Indianapolis, Sep. 17</u>	<u>Tampa Bay, Oct. 15</u>	<u>at Houston, Nov. 19</u>	<u>at Washington, Dec. 17</u>
WR John Brown \$LB Deone Bucannon QB Blaine Gabbert TE Jermaine Gresham RB D.J. Foster T D.J. Humphries G Mike Iupati			
<u>Dallas, Sep. 25</u>	<u>at LA Rams (UK), Oct. 22</u>	<u>Jacksonville, Nov. 26</u>	<u>NY Giants, Dec. 24</u>
<u>San Francisco, Oct. 1</u>	<u>at San Francisco, Nov. 5</u>	<u>LA Rams, Dec. 3</u>	<u>at Seattle, Dec. 31</u>



ROSTER BY POSITION

No.	Name	Pos.	College	Ht.	Wt.	Age	NFL Exp.
<u>Defensive Line (7)</u>							
95	Rodney Gunter	DL	Delaware State	6-5	305	25	3
97	Josh Mauro	DL	Stanford	6-6	282	26	4
90	Robert Nkemdiche	DL	Mississippi	6-4	296	23	2
98	Corey Peters	DL	Kentucky	6-3	305	29	8
72	Olsen Pierre	DL	Miami	6-5	293	26	1
92	Frostee Rucker	DL	USC	6-3	280	34	12
94	Xavier Williams	DL	Northern Iowa	6-2	309	25	3
<u>Linebackers (7)</u>							
20	Deone Bucannon	\$LB	Washington State	6-1	211	25	4
57	Josh Bynes	LB	Auburn	6-1	235	28	7
56	Karlos Dansby	LB	Auburn	6-4	250	35	14
44	Markus Golden	LB	Missouri	6-3	260	26	3
55	Chandler Jones	LB	Syracuse	6-5	265	27	6
96	Kareem Martin	LB	North Carolina	6-6	272	25	4
43	Haason Reddick	LB	Temple	6-1	235	23	R
<u>Cornerbacks (4)</u>							
28	Justin Bethel	CB	Presbyterian	6-0	200	27	6
21	Patrick Peterson	CB	LSU	6-1	203	27	7
26	Brandon Williams	CB	Texas A&M	6-0	200	25	2
25	Tramon Williams	CB	Louisiana Tech	6-0	192	34	11
<u>Safeties (5)</u>							
36	Budda Baker	S	Washington	5-10	195	21	R
41	Antoine Bethea	S	Howard	5-11	206	33	12
27	Tyvon Branch	S	Connecticut	6-0	210	30	10
30	Rudy Ford	S/CB	Auburn	6-0	204	22	R
32	Tyrann Mathieu	S	LSU	5-9	186	25	5
<u>Long Snapper (1)</u>							
46	Aaron Brewer	LS	San Diego State	6-5	232	27	6
<u>Punter (1)</u>							
2	Andy Lee	P	Pittsburgh	6-1	185	35	14
<u>Kicker (1)</u>							
4	Phil Dawson	K	Texas	5-11	200	42	19
<u>Offensive Line (9)</u>							
70	Evan Boehm	G	Missouri	6-3	310	24	2
75	Alex Boone	G	Ohio State	6-8	310	30	8
69	Will Holden	G/T	Vanderbilt	6-7	312	24	R
74	D.J. Humphries	T	Florida	6-5	307	23	3
76	Mike Iupati	G	Idaho	6-5	331	30	8
62	Daniel Munyer	C	Colorado	6-1	305	25	1
53	A.Q. Shipley	C	Penn State	6-1	307	31	6
68	Jared Veldheer	T	Hillsdale	6-8	321	30	8
73	John Wetzel	T/G	Boston College	6-7	328	26	2
<u>Tight Ends (3)</u>							
84	Jermaine Gresham	TE	Oklahoma	6-5	260	29	8
80	Ifeanyi Momah	TE	Boston College	6-7	255	27	3
87	Troy Niklas	TE	Notre Dame	6-6	270	25	4
<u>Running Backs (5)</u>							
38	Andre Ellington	RB	Clemson	5-9	199	28	5
37	D.J. Foster	RB	Arizona State	6-0	195	23	2
23	Chris Johnson	RB	East Carolina	5-11	203	32	10
35	Elijhaa Penny	RB	Idaho	6-2	234	24	1
33	Kerwynn Williams	RB	Utah State	5-8	198	26	4
<u>Wide Receivers (6)</u>							
13	Jaron Brown	WR	Clemson	6-2	205	27	5
12	John Brown	WR	Pittsburg State	5-11	179	27	4
11	Larry Fitzgerald	WR	Pittsburgh	6-3	218	34	14
10	Brittan Golden	WR	West Texas A&M	5-11	186	29	4
14	J.J. Nelson	WR	UAB	5-10	160	25	3
16	Chad Williams	WR	Grambling State	6-1	204	22	R
<u>Quarterbacks (3)</u>							
7	Blaine Gabbert	QB	Missouri	6-4	235	27	7
3	Carson Palmer	QB	USC	6-5	235	37	15
5	Drew Stanton	QB	Michigan State	6-3	243	33	10

2017 ARIZONA CARDINALS – HOW THEY WERE BUILT

	DRAFT	TRADES	WAIVERS	FREE AGENTS
2004	Larry Fitzgerald (1)			
2011	Patrick Peterson (1)			
2012	Justin Bethel (6a)			
2013	Tyrann Mathieu (3) Andre Ellington (6b)	Carson Palmer (Oak)		Jaron Brown (R) Brittan Golden Frostee Rucker Drew Stanton (Ind)
2014	Deone Bucannon (1) Troy Niklas (2) Kareem Martin (3a) John Brown (3b)			Josh Mauro Jared Veldheer (Oak) Kerwynn Williams
2015	D.J. Humphries (1) Markus Golden (2) David Johnson (3) Rodney Gunter (4) J.J. Nelson (5b)			Jermaine Gresham Mike Iupati (SF) Chris Johnson Ifeanyi Momah Corey Peters (Atl) Olsen Pierre A.Q. Shipley John Wetzell Xavier Williams (R)
2016	Robert Nkemdiche (1) Brandon Williams (3) Evan Boehm (4)	Chandler Jones (NE)		Tyvon Branch (KC) Aaron Brewer Daniel Munyer Elijhaa Penny (R) Ronald Zamort (R)
2017	Haason Reddick (1) Budda Baker (2) Chad Williams (3) Will Holden (5a) T.J. Logan (5b) Rudy Ford (6)			Antoine Bethea Alex Boone Josh Bynes Karlos Dansby (Cin) Phil Dawson (SF) Blaine Gabbert D.J. Foster Andy Lee Tramon Williams

ARIZONA CARDINALS 2017 DEPTH CHART
AS PREPARED BY TEAM'S MEDIA RELATIONS DEPARTMENT

OFFENSE

WR	11 Larry Fitzgerald	14 J.J. Nelson	<u>16 Chad Williams</u>	
LT	74 D.J. Humphries	73 John Wetzell		
LG	76 Mike Iupati	75 Alex Boone		
C	53 A.Q. Shipley	62 Daniel Munyer		
RG	70 Evan Boehm	75 Alex Boone		
RT	68 Jared Veldheer	<u>69 Will Holden</u>		
TE	87 Troy Niklas	80 Ifeanyi Momah		
WR	13 Jaron Brown	12 John Brown	10 Brittan Golden	
QB	3 Carson Palmer	5 Drew Stanton	7 Blaine Gabbert	
RB	33 Kerwynn Williams	38 Andre Ellington	23 Chris Johnson	35 Elijahaa Penny 37 D.J. Foster
TE	84 Jermaine Gresham			

DEFENSE

DL	97 Josh Mauro	72 Olsen Pierre	94 Xavier Williams
DL	98 Corey Peters	95 Rodney Gunter	
DL	92 Frostee Rucker	90 Robert Nkemdiche	
SAM	55 Chandler Jones	96 Kareem Martin	
\$LB	20 Deone Bucannon	<u>43 Haason Reddick</u>	
ILB	56 Karlos Dansby	57 Josh Bynes	
WILL	44 Markus Golden		
LCB	21 Patrick Peterson	25 Tramon Williams	
RCB	28 Justin Bethel	26 Brandon Williams	
SS	41 Antoine Bethea	27 Tyvon Branch	
FS	32 Tyrann Mathieu	<u>36 Budda Baker</u>	<u>30 Rudy Ford</u>

SPECIALISTS

K	4 Phil Dawson		
P	2 Andy Lee		
LS	46 Aaron Brewer		
H	2 Andy Lee		
KR	33 Kerwynn Williams	10 Brittan Golden	14 J.J. Nelson
PR	33 Kerwynn Williams	21 Patrick Peterson	<u>30 Rudy Ford</u>

NOTE: Rookies are underlined

ARIZONA CARDINALS NUMERIC ROSTER

No.	Name	Pos.	Ht.	Wt.	Age	NFL Exp.	College	How Acquired	2017 GP-GS-DNP-IA
2	Andy Lee	P	6-1	185	35	14	Pittsburgh	FA-17	2-0-0-0
3	Carson Palmer	QB	6-5	235	37	15	USC	TR-13 (Oak)	2-2-0-0
4	Phil Dawson	K	5-11	200	42	19	Texas	UFA-17 (SF)	2-0-0-0
5	Drew Stanton	QB	6-3	243	33	10	Michigan State	UFA-13 (Ind)	0-0-2-0
7	Blaine Gabbert	QB	6-4	235	27	7	Missouri	FA-17	0-0-0-2
10	Brittan Golden	WR	5-11	186	29	4	West Texas A&M	FA-13	2-0-0-0
11	Larry Fitzgerald	WR	6-3	218	34	14	Pittsburgh	D1-04	2-2-0-0
12	John Brown	WR	5-11	179	27	4	Pittsburg State	D3b-14	1-1-0-1
13	Jaron Brown	WR	6-2	205	27	5	Clemson	FA-13	2-2-0-0
14	J.J. Nelson	WR	5-10	160	25	3	UAB	D5b-15	2-0-0-0
16	Chad Williams	WR	6-1	204	22	R	Grambling	D3-17	1-0-0-1
20	Deone Bucannon	\$LB	6-1	211	25	4	Washington State	D1-14	0-0-0-2
21	Patrick Peterson	CB	6-1	203	27	7	LSU	D1-11	2-2-0-0
23	Chris Johnson	RB	5-11	203	32	10	East Carolina	FA-15	1-0-0-0
25	Tramon Williams	CB	6-0	192	34	11	Louisiana Tech	FA-17	2-0-0-0
26	Brandon Williams	CB	6-0	200	25	2	Texas A&M	D3-16	2-0-0-0
27	Tyvon Branch	S	6-0	210	30	10	Connecticut	UFA-16 (KC)	2-2-0-0
28	Justin Bethel	CB	6-0	200	27	6	Presbyterian	D6a-12	2-2-0-0
30	Rudy Ford	S/CB	6-0	204	22	R	Auburn	D6-17	2-0-0-0
32	Tyrann Mathieu	S	5-9	186	25	5	LSU	D3-13	2-2-0-0
33	Kerwynn Williams	RB	5-8	198	26	4	Utah State	FA-14	2-1-0-0
35	Elijhaa Penny	RB	6-2	234	24	1	Idaho	FA-16	2-0-0-0
36	Budda Baker	S	5-10	195	21	R	Washington	D2-17	2-0-0-0
37	D.J. Foster	RB	6-0	195	23	2	Arizona State	FA-17	0-0-0-1
38	Andre Ellington	RB	5-9	199	28	5	Clemson	D6b-13	2-0-0-0
41	Antoine Bethea	S	5-11	206	32	12	Howard	FA-17	2-1-0-0
43	Haason Reddick	LB	6-1	235	23	R	Temple	D1-17	2-2-0-0
44	Markus Golden	LB	6-3	260	26	3	Missouri	D2-15	2-2-0-0
46	Aaron Brewer	LS	6-5	232	27	6	San Diego State	FA-16	2-0-0-0
53	A.Q. Shipley	C	6-1	307	31	6	Penn State	FA-15	2-2-0-0
55	Chandler Jones	LB	6-5	265	27	6	Syracuse	TR-16 (NE)	2-2-0-0
56	Karlos Dansby	LB	6-4	250	35	14	Auburn	UFA-17 (Cin)	2-2-0-0
57	Josh Bynes	LB	6-1	235	28	7	Auburn	FA-17	2-0-0-0
62	Daniel Munyer	C	6-1	305	25	1	Colorado	FA-16	0-0-2-0
68	Jared Veldheer	T	6-8	321	30	8	Hillsdale	UFA-14 (Oak)	2-2-0-0
69	Will Holden	G/T	6-7	312	24	R	Vanderbilt	D5a-17	1-1-0-1
70	Evan Boehm	G	6-3	310	24	2	Missouri	D4-16	2-2-0-0
72	Olsen Pierre	DL	6-5	293	26	1	Miami	FA-15	2-0-0-0
73	John Wetzel	T/G	6-7	328	26	2	Boston College	FA-15	2-1-0-0
74	D.J. Humphries	T	6-5	307	23	3	Florida	D1-15	1-1-0-1
75	Alex Boone	G	6-8	310	30	8	Ohio State	FA-17	2-1-0-0
76	Mike Iupati	G	6-5	331	30	8	Idaho	UFA-15 (SF)	1-1-0-1
80	Ifeanyi Momah	TE	6-7	255	27	3	Boston College	FA-15	2-0-0-0
84	Jermaine Gresham	TE	6-5	260	29	8	Oklahoma	FA-15	1-1-0-1
87	Troy Niklas	TE	6-6	270	25	4	Notre Dame	D2-14	2-1-0-0
90	Robert Nkemdiche	DL	6-4	296	23	2	Mississippi	D1-16	1-0-0-1
92	Frostee Rucker	DL	6-3	280	34	12	USC	FA-13	2-2-0-0
94	Xavier Williams	DL	6-2	309	25	3	Northern Iowa	FA-15	2-0-0-0
95	Rodney Gunter	DL	6-5	305	25	3	Delaware State	D4-15	2-0-0-0
96	Kareem Martin	LB	6-6	272	25	4	North Carolina	D3a-14	2-0-0-0
97	Josh Mauro	DL	6-6	282	26	4	Stanford	FA-14	2-1-0-0
98	Corey Peters	DL	6-3	305	29	8	Kentucky	UFA-15 (Atl)	2-2-0-0

2017 Coaching Staff

Head Coach: **Bruce Arians**

Assistants: **Tom Moore** (Asst. Head Coach/Offense), **James Bettcher** (Defensive Coordinator), **Harold Goodwin** (Offensive Coordinator), **Amos Jones** (Special Teams Coordinator), **Terry Allen** (Bill Bidwill Fellowship/RB's), **Anthony Blevins** (Coaching Asst./Special Teams), **Brentson Buckner** (Defensive Line), **Mike Chiurco** (Defensive Asst./Asst. Defensive Backs), **Rick Christophel** (Tight Ends), **Darryl Drake** (Wide Receivers), **Larry Foote** (Inside Linebackers), **Kevin Garver** (Asst. Wide Receivers), **Steve Heiden** (Asst. Special Teams/Asst. Tight Ends), **Roger Kingdom** (Asst. Strength & Conditioning), **Fredie Kitchens** (Running Backs), **Byron Leftwich** (Quarterbacks), **Buddy Morris** (Strength & Conditioning), **Anthony Piroli** (Asst. Strength & Conditioning), **Tom Pratt** (Pass Rush Specialist), **Nick Rapone** (Defensive Backs), **Kevin Ross** (Cornerbacks), **Bob Sanders** (Linebackers), **Larry Zierlein** (Asst. Offensive Line)

9/19/2017



ARIZONA CARDINALS ALPHA ROSTER

No.	Name	Pos.	Ht.	Wt.	Birthdate	NFL		Hometown
						Exp.	College	
36	Baker, Budda	S	5-10	195	1/10/1996	R	Washington	Bellevue, WA
41	Bethea, Antoine	S	5-11	206	7/27/1984	12	Howard	Newport News, VA
28	Bethel, Justin	CB	6-0	200	6/17/1990	6	Presbyterian	Blythewood, SC
70	Boehm, Evan	G	6-3	310	8/19/1993	2	Missouri	Lee's Summit, MO
75	Boone, Alex	G	6-8	310	5/4/1987	8	Ohio State	Lakewood, OH
27	Branch, Tyvon	S	6-0	210	12/11/1986	10	Connecticut	Syracuse, NY
46	Brewer, Aaron	LS	6-5	232	7/5/1990	6	San Diego State	Fullerton, CA
13	Brown, Jaron	WR	6-2	205	1/8/1990	5	Clemson	Cheraw, SC
12	Brown, John	WR	5-11	179	4/3/1990	4	Pittsburg State	Homestead, FL
20	Bucannon, Deone	\$LB	6-1	211	8/30/1992	4	Washington State	Fairfield, CA
57	Bynes, Josh	LB	6-1	235	8/24/1989	7	Auburn	Lauderdale Lakes, FL
56	Dansby, Karlos	LB	6-4	250	11/3/1981	14	Auburn	Birmingham, AL
4	Dawson, Phil	K	5-11	200	1/23/1975	19	Texas	Dallas, TX
38	Ellington, Andre	RB	5-9	199	2/3/1989	5	Clemson	Moncks Corner, SC
11	Fitzgerald, Larry	WR	6-3	218	8/31/1983	14	Pittsburgh	Minneapolis, MN
30	Ford, Rudy	S/CB	6-0	204	11/1/1994	R	Auburn	Big Cove, AL
37	Foster, D.J.	RB	6-0	195	11/22/1993	2	Arizona State	Scottsdale, AZ
7	Gabbert, Blaine	QB	6-4	235	10/15/1989	7	Missouri	Ballwin, MO
10	Golden, Brittan	WR	5-11	186	7/20/1988	4	West Texas A&M	Denver City, TX
44	Golden, Markus	LB	6-3	260	3/13/1991	3	Missouri	St. Louis, MO
84	Gresham, Jermaine	TE	6-5	260	6/16/1988	8	Oklahoma	Ardmore, OK
95	Gunter, Rodney	DL	6-5	305	1/19/1992	3	Delaware State	Lake Hamilton, FL
69	Holden, Will	G/T	6-7	312	9/14/1993	R	Vanderbilt	Green Cove Springs, FL
74	Humphries, D.J.	T	6-5	307	12/28/1993	3	Florida	Charlotte, NC
76	Iupati, Mike	G	6-5	331	5/12/1987	8	Idaho	Vaitogi, American Samoa
23	Johnson, Chris	RB	5-11	203	9/23/1985	10	East Carolina	Orlando, FL
55	Jones, Chandler	LB	6-5	265	2/27/1990	6	Syracuse	Endicott, NY
2	Lee, Andy	P	6-1	185	8/11/1982	14	Pittsburgh	Westminster, SC
96	Martin, Kareem	LB	6-6	272	2/19/1992	4	North Carolina	Roanoke Rapids, NC
32	Mathieu, Tyrann	S	5-9	186	5/13/1992	5	LSU	New Orleans, LA
97	Mauro, Josh	DL	6-6	282	2/17/1991	4	Stanford	Hurst, TX
80	Momah, Ifeanyi	TE	6-7	255	10/23/1989	3	Boston College	Greenlawn, NY
62	Munyer, Daniel	C	6-1	305	3/4/1992	1	Colorado	Harbor City, CA
14	Nelson, J.J.	WR	5-10	160	4/24/1992	3	UAB	Midfield, AL
87	Niklas, Troy	TE	6-6	270	9/18/1992	4	Notre Dame	Fullerton, CA
90	Nkemdiche, Robert	DL	6-4	296	9/19/1994	2	Mississippi	Loganville, GA
3	Palmer, Carson	QB	6-5	235	12/27/1979	15	USC	Rancho Santa Margarita, CA
35	Penny, Elijah	RB	6-2	234	8/17/1993	1	Idaho	Lakewood, CA
98	Peters, Corey	DL	6-3	305	6/8/1988	8	Kentucky	Louisville, KY
21	Peterson, Patrick	CB	6-1	203	7/11/1990	7	LSU	Pompano Beach, FL
72	Pierre, Olsen	DL	6-5	293	8/27/1991	1	Miami	Rahway, NJ
43	Reddick, Haason	LB	6-1	235	9/22/1994	R	Temple	Camden, NJ
92	Rucker, Frostee	DL	6-3	280	9/14/1983	12	USC	Tustin, CA
53	Shiple, A.O.	C	6-1	307	5/22/1986	6	Penn State	Moon Township, PA
5	Stanton, Drew	QB	6-3	243	5/7/1984	10	Michigan State	Farmington Hills, MI
68	Veldheer, Jared	T	6-8	321	6/14/1987	8	Hillsdale	Grand Rapids, MI
73	Wetzel, John	T/G	6-7	328	7/18/1991	2	Boston College	Pittsburgh, PA
26	Williams, Brandon	CB	6-0	200	9/9/1992	2	Texas A&M	Brookshire, TX
16	Williams, Chad	WR	6-1	204	10/19/1994	R	Grambling State	Baton Rouge, LA
33	Williams, Kerwynn	RB	5-8	198	6/9/1991	4	Utah State	Las Vegas, NV
25	Williams, Tramon	CB	6-0	192	3/16/1983	11	Louisiana Tech	Houma, LA
94	Williams, Xavier	DL	6-2	309	1/18/1992	3	Northern Iowa	Kansas City, MO

Injured Reserve

No.	Name	Pos.	Ht.	Wt.	Birthdate	NFL		Injury/Date Listed
						Exp.	College	
31	Johnson, David	RB	6-1	224	12/16/1991	3	Northern Iowa	Wrist/September 12
22	Logan, T.J.	RB	5-10	195	9/3/1994	R	North Carolina	Wrist/September 4
29	Zamort, Ronald	CB	5-10	174	11/10/1991	1	Western Michigan	Knee/August 1


Practice Squad

No.	Name	Pos.	Ht.	Wt.	Birthdate	NFL		Hometown
						Exp.	College	
19	Agudosi, Carlton	WR	6-6	220	2/1/1994	R	Rutgers	Somerset, NJ
54	Albright, Bryson	LB	6-5	235	3/15/1994	1	Miami (OH)	Cincinnati, OH
51	Gwacham, Obum	LB	6-5	246	3/20/1991	3	Oregon State	Onitsha, Nigeria
71	John, Ulrick	T	6-5	307	5/20/1992	4	Georgia State	Hinesville, GA
64	Johnson, Dorian	G	6-5	305	10/21/1994	R	Pittsburgh	Belle Vernon, PA
34	Miller, Harlan	CB/S	6-0	182	6/20/1994	1	SE Louisiana	Kentwood, LA
78	Painter, Vinston	T	6-4	318	10/11/1989	3	Virginia Tech	Norfolk, VA
86	Seals-Jones, Ricky	TE	6-5	243	3/15/1995	R	Texas A&M	Sealy, TX
65	Tasini, Pasoni	DL	6-3	307	5/31/1993	R	Utah	Wailuku, HI
58	Wright III, Scooby	LB	6-0	240	8/28/1994	2	Arizona	Windsor, CA



2017

SUPPLEMENTAL BIOS



ALEX BOONE

COLLEGE: Ohio State

HOW ACQUIRED: FA-17

YEARS NFL/CARDINALS: 8/1

HOMETOWN: Lakewood, OH

DOB: May 4, 1987

75 // GUARD // 6-8 // 310

PRO CAREER:

Originally signed with the San Francisco 49ers as a rookie free agent on 9/6/09. Signed with the 49ers on 1/6/10 and re-signed (four-year extension) with the team on 12/8/11. Signed a four-year contract with the Vikings on 3/10/16 and was released on 9/2/17. Signed a one-year contract with the Cardinals on 9/5/17.

2016: Started 14 games for an offensive line that did not allow a sack in five games (tied for most in the NFL) ... started at LG for a unit that did not allow a sack at Ten (9/11) ... started at LG for an O-line that helped total 104 rushing yards and did not allow a sack vs. NYG (10/3) ... started at LG for an O-line that did not allow a sack, helping QB Sam Bradford complete 31 of 37 passes @ Det (11/24).

2015: Started all 13 games in which he played, missing the final three contests after being placed on injured reserve (knee) on 12/26 ... started and helped pave the way for RB Carlos Hyde to compile 168 rushing yards and two TDs vs. Min (9/14).

2014: Played 15 games (14 starts) and helped established a single-game franchise record with 355 rushing yards, the NFL's most since 2007, vs. SD (12/20).

2013: Started all 16 regular season games and three postseason contests, helping the 49ers post a 12-4 mark and advance to the NFC Championship game ... helped compile 494 yards of total offense, including 404 passing yards, vs. GB (9/8) ... helped led three different RBs into the end zone @ StL (9/26) ... started for an O-line that helped total 199 rushing yards on 30 carries (6.6 average) vs. Atl (12/23).

2012: Stepped into the starting lineup for all 16 regular season games and three postseason contests as the 49ers claimed the NFC West title with an 11-4-1 mark, won the NFC Championship and reached Super Bowl XLVII ... part of an O-line that was honored as the 2012 Madden Most Valuable Protectors of the Year ... made first-career start in the season-opener @ GB (9/9), helping RB

Frank Gore rush for 112 yards ... helped total a single-game franchise-record 621 yards of total offense (311 rushing and 310 passing) vs. Buf (10/7), marking the first time an NFL team recorded 300+ rushing and passing yards in a single game.

2011: Played in all 16 regular season games and both playoff contests, helping the 49ers post a 13-3 record and an NFC West title saw action in short-yardage packages and on special teams ... played extensively at LT when starter Joe Staley left the game at Ari (12/11) with a head injury.

2010: Made his NFL debut at LT vs. Ari (1/2/11) ... inactive in the first 15 games.

2009: Spent his rookie season on the 49ers practice squad after being released during final roster cuts.

COLLEGE:

Played 46 games (35 starts) during his four-year (2005-08) career where he earned All-American and first-team All-Big Ten honors as a senior and second-team All-Big Ten recognition as a junior ... helped the Buckeyes compile a 41-8 record, win four Big Ten titles and earn bids to the BCS National Championship games after the 2007 and 2008 seasons.

PERSONAL:

Two-time (2003-04) All-Ohio athlete at St. Edward (Cleveland, OH) High School, where he earned Parade and USA Today All-America accolades ... helped the football team reach a state title game as a junior ... also competed in track and basketball ... majored in History ... active supporter of veterans causes and military charities; visited the Minneapolis Veterans Affairs Medical Center with teammates in November 2016 ... the San Francisco Zoo named a rhinoceros "Boone" in his honor ... trains with with former NFL lineman and fellow Cleveland native LeCharles Bentley during the offseason in Arizona ... has three children with his wife, Dana.

BOONE CAREER STATS

Year	Team	GP/GS
2010	SF	1/0
2011	SF	16/0
2012	SF	16/16
2013	SF	16/16
2014	SF	15/14
2015	SF	13/13
2016	Min	14/14
Total		91/73

BOONE POSTSEASON STATS

Year	Team	GP/GS
2011	SF	2/0
2012	SF	3/3
2013	SF	3/3
Total		8/6



JOSH BYNES

COLLEGE: Auburn

HOW ACQUIRED: FA-17

YEARS NFL/CARDINALS: 7/1

HOMETOWN: Lauderdale Lakes, FL

DOB: August 24, 1989

57 // LINEBACKER // 6-1 // 235

PRO CAREER:

Originally signed by the Baltimore Ravens as a rookie free agent on 7/28/11. Released on 9/3/11 and signed to Baltimore's practice squad on 11/9/11. Elevated to the Ravens active roster on 11/23/11 and released on 11/29/11. Elevated to Baltimore's 53-man roster on 1/14/12 after signing to the practice squad on 12/1/11. Released by the Ravens on 8/31/12 after re-signing with the club on 8/31/12. Promoted to Baltimore's active roster on 12/17/12 after signing to the practice squad on 9/1/12. Re-signed with the Ravens on 4/22/13 and 4/18/14 before being released by the team on 9/2/14. Elevated to the Lions 53-man roster on 9/23/14 after signing to the Ravens practice squad on 9/4/14. Re-signed with Detroit on 3/13/15. Signed with the Lions on 10/25/16 after being released by the team on 9/10/16. Signed with the Cardinals on 8/5/17.

2016: Saw action in nine games (eight starts) and totaled 38 tackles (26 solo) and four passes defended ... returned to the team (10/25) after suffering a knee injury in the pre-season that landed him in injured reserve (9/4) before being released (9/10) ... registered four tackles, one tackle for loss and a pass defended on Thanksgiving Day vs. Min (11/24) ... notched a team-high eight tackles at NO (12/4) ... started at OLB and tallied a team-leading six tackles vs. Chi (12/11) ... started and collected seven tackles in the NFC Wild Card matchup @ Sea (1/7/17).

2015: Competed in all 16 games for the first time in his career and established career highs with 11 starts, 80 tackles (54 solo) and five passes defended, adding a half-sack and forced fumble (both career firsts) ... started for an injured LB DeAndre Levy and led the team with eight tackles @ SD (9/13) ... registered a season-high 10 tackles and one special teams tackle vs. Chi (10/18) ... matched a team high with eight tackles vs. Min (10/25) ... collected eight tackles (team high) at StL (12/13) ... posted five tackles, including a half-sack shared with DT Haloti Ngata that forced a QB Blaine Gabbert fumble, leading to a Detroit TD on the following play, vs. SF (12/27).

2014: Appeared in 13 games and recorded 19 tackles (16 solo), his first-career interception, one fumble recovery and three special teams tackles ... secured an interception and totaled three tackles at Ari (11/16) ... matched a season high with three tackles @ NE (11/23), vs. Chi (11/27) and @ Chi (12/21) ... had one tackle in the NFC Wild Card matchup @ Dal (1/4/15).

2013: Played in 15 games (six starts), posting 41 tackles (19 solo), three passes defended and four special teams tackles ... started and totaled a season-high eight tackles (six solo) @ Den (9/5) ... tallied eight tackles (three solo), including one for loss, vs. Cle (9/15) ... registered eight tackles (four solo) and one special teams tackle @ Buf (9/29) ... notched six tackles (three solo) vs. Pit (11/28).

2012: Saw action in 10 games (three starts) and totaled 31 tackles (18 solo), one pass defended and three special teams tackles after joining the Ravens active roster from its practice squad on 10/17 ... made his first-career start and led the team with a career-high 13 tackles (11 solo), adding one QB hit and one pass defended, vs. Den (12/16) ... started and notched a team-high nine tackles (three solo) @ Cin (12/30) ... competed in all four playoff games and had two special teams tackles, including the final tackle of Super Bowl XLVII on Ted Ginn, Jr.

2011: Played on special teams in one game for the Ravens after being elevated to the active roster from the team's practice squad on 11/29.

COLLEGE:

Appeared in 43 games (35 starts), helping the Tigers win the 2011 BCS National Championship at University of Phoenix Stadium ... totaled 238 tackles, one forced fumble and 12 passes defended during his four-year (2007-10) college career ... earned second-team All-SEC accolades as a senior in 2010 ... collected 104 tackles, one sack, two forced fumbles, one fumble recovery and eight passes defended in 13 games (all starts) as a junior in 2009 ... posted 53 tackles and four passes defended in 12 games (eight starts) as a sophomore in 2008 ... saw action in four games, totaling 10 tackles and one forced fumble as a freshman in 2007.

PERSONAL:

Prepped at Boyd Anderson (Lauderdale Lakes, FL) High School, where he earned Broward County Defensive Player of the Year honors after leading the Cobras a 9-3 record and the second round of the state playoffs in 2006 ... totaled 110 tackles, four forced fumbles, three recoveries and two sacks in eight games as a senior ... graduated with a bachelor's degree in Human Development and Family Studies.

BYNES CAREER STATS

Year	Team	Tackles				Sacks		Interceptions					FR	FF	STT
		GP/GS	Solo	Asst.	Ttl	Sk	Yds	Int	Yds	Lg	TD	PD			
2011	Bal	1/0	0	0	0	0.0	0	0	0	0	0	0	0	0	0
2012	Bal	10/3	18	13	31	0.0	0	0	0	0	0	1	0	0	3
2013	Bal	15/6	19	22	41	0.0	0	0	0	0	0	3	0	0	4
2014	Det	13/0	16	3	19	0.0	0	1	17	17	0	1	1	0	3
2015	Det	16/11	54	26	80	0.5	5.5	0	0	0	0	5	0	1	2
2016	Det	9/8	26	12	38	0.0	0	0	0	0	0	4	0	0	0
Total		64/28	133	76	209	0.5	5.5	1	17	17	0	14	1	1	12

Single Game Highs:

Total Tackles: 13, vs. Denver, 12/16/12; **Solo Tackles:** 11, vs. Denver, 12/16/12; **Sacks:** 0.5, vs. San Francisco, 12/27/15; **Interceptions:** 1, @ Arizona, 11/16/14; **Fumble Recoveries:** 1, vs. San Francisco, 12/27/15; **Forced Fumbles:** 1, vs. Miami, 11/9/14; **Passes Defensed:** 2, @ New Orleans, 12/21/15.

BYNES POSTSEASON STATS

Year	Team	Tackles				Sacks		Interceptions					FR	FF	STT
		GP/GS	Solo	Asst.	Ttl	Sk	Yds	Int	Yds	Lg	TD	PD			
2011	Bal	0/0	0	0	0	0.0	0	0	0	0	0	0	0	0	0
2012	Bal	4/0	0	0	0	0.0	0	0	0	0	0	0	0	0	2
2014	Det	1/0	1	0	1	0.0	0	0	0	0	0	0	0	0	0
2016	Det	1/1	1	6	7	0.0	0	0	0	0	0	0	0	0	0
Total		6/1	2	6	8	0.0	0	0	0	0	0	0	0	0	2

Postseason Single Game Highs:

Total Tackles: 7, @ Seattle, 1/7/17; **Solo Tackles:** 1, twice, last @ Seattle, 1/7/17.



D.J. FOSTER

COLLEGE: Arizona State

HOW ACQUIRED: FA-17

YEARS NFL/CARDINALS: 2/1

HOMETOWN: Scottsdale, AZ

DOB: November 22, 1992

37 // RUNNING BACK // 6-0 // 195

PRO CAREER:

Originally signed with the New England Patriots as a rookie free agent on 5/6/16. Released on 11/28/16 and signed to the Patriots practice squad on 11/30/16. Elevated to New England's 53-man roster from the practice squad on 12/3/16. Released on 9/2/17 and signed to the Patriots practice squad on 9/3/17. Signed with the Cardinals from New England's practice squad on 9/12/17.

2016: Made the 53-man roster out of training camp as a rookie free agent and recorded seven carries for 24 yards and one reception for two yards in three games for the Patriots ... inactive for 13 regular season games and three postseason contests, including New England's Super Bowl LI victory ... had a seven-yard run and two-yard reception in his NFL debut vs. Mia (9/18).

COLLEGE:

Played 53 games during his four-year career at Arizona State, where he was a two-time All-Pac-12 honoree and 2012 freshman All-American ... totaled 2,355 yards and 18 TDs on 444 carries and 2,458 yards and 14 TDs on 222 receptions ... became the fifth player in NCAA Division I history to rush and receive for more than 2,000 yards ... caught at least one pass in all 53 games, the longest streak in Pac-10/12 history ... converted to WR in 2015 after three seasons at RB.

PERSONAL:

Led Saguardo (Scottsdale, AZ) High School to the Arizona Division III State Championship and set a single-season state record with 60 total touchdowns as a senior in 2011 ... earned national acclaim in Sports Illustrated after totaling 508 yards and 10 TDs (both single-game state records) on 20 carries ... rushed for more than 5,000 yards during his prep career.

FOSTER CAREER STATS

Year	Team	GP/GS	Att	Rushing				Receiving				
				Yds	Avg	Lg	TD	No	Yds	Avg	Lg	TD
2016	NE	3/0	7	24	3.4	7	0	1	2	2.0	2	0
Total		3/0	7	24	3.4	7	0	1	2	2.0	2	0

Single Game Highs:

Rushing Yards: 17, @ Cleveland, 10/9/16; **Rushing Attempts:** 6, @ Cleveland, 10/9/16; **Long Run:** 7, vs. Miami, 9/18/16; **Receptions:** 1, vs. Miami, 9/18/16; **Receiving Yards:** 2, vs. Miami, 9/18/16; **Long Reception:** 2, vs. Miami, 9/18/16.

Additional Statistics:

Kickoff Return: Career: 1-30; **2016:** 1-30.



ANDY LEE

COLLEGE: Pittsburgh

HOW ACQUIRED: FA-17

YEARS NFL/CARDINALS: 14/1

HOMETOWN: Westminster, SC

DOB: August 11, 1982

2 // PUNTER // 6-1 // 185

PRO BOWL SELECTION: 2007, 2009, 2011

NOTE CARDS

- Three-time Pro Bowl (2007, 2009 and 2011) and four-time All-Pro (2007, 2009, 2011 and 2012) selection ranks ninth in NFL history in gross average (46.3), 12th in net average (39.5) and tied for eighth in punts inside the 20-yard line (343).
- Has finished top-10 in gross average among NFL punters 10 of 13 seasons.
- Set Cleveland's single-season franchise records in gross (46.7) and net (40.1) averages.
- Appeared in 176 games over 11 seasons (2004-14) with San Francisco, setting franchise records in punts (941), punting yards (43,468), gross average (46.2), net average (39.5) and punts inside the 20-yard line (300).
- Led the league in gross (50.9) and net (44.0) averages during the 2011 season, setting a single-season NFL record (since broken) for net punting average.
- Led the NFL with 49 punts of 50 or more yards and 42 punts downed inside the 20-yard line (then-NFL record) during the 2007 season.

PRO CAREER:

Originally selected by the San Francisco 49ers in the sixth round (188th overall) of the 2004 NFL Draft. Re-signed with the club on 3/9/07 (six-year contract) and 5/23/12 (six-year extension). Traded to the Cleveland Browns for a 2017 seventh-round pick on 6/6/15. Traded to the Carolina Panthers for a 2018 fourth-round draft pick on 8/29/16. Released by the Panthers on 9/2/17 and signed a two-year contract with the Cardinals on 9/4/17.

2016: Played in nine games and posted a 49.1-yard gross average, 40.4-yard net average, 18 punts inside the 20-yard line, four touchbacks and a franchise-record 76-yarder on 36 punts ... placed on injured reserve on 11/14 after suffering a hamstring injury vs. KC (11/13) ... set single-game team records with a career-best 63.0-yard gross average and a 76-yard punt @ Den (9/8).

2015: Punted 70 times for a 46.7-yard gross average, 40.1-yard net average, 25 punts inside 20-yard line and four touchbacks ... set Browns single-season franchise records in gross and net average ... punted four times with a 51.3 gross average and a 67-yard long punt vs. Oak (9/27) ... dropped three punts inside the Steelers 20-yard line, entering the NFL's all-time top-10 (now has 343) in that category, vs. Pit (11/15).

2014: Averaged 46.8 yards, netted 39.6 yards and landed 28 punts inside the 20-yard line on 72 punts ... averaged more than 50 yards per punt in five games ... dropped four punts inside the 20-yard line and allowed just 12 returns yards on five punts @ StL (10/13) ... punted five times for 272 yards (54.4 average), including a 71-yard season long @ Den (10/19).

2013: Punted 79 times for 3,804 yards, a 48.2-yard gross average, a 41.7-yard net average and 27 inside the 20-yard line ... posted a 60+ yard punt in six games and did not commit more than one touchback in any game during the season ... recorded a 54.7-yard gross average, 52.0-yard net average and two punts downed inside the 20-yard line on a season-high seven punts @ StL (9/26).

2012: First-team All Pro selection led the NFL with a 43.2-yard net average, marking the fourth-highest single-season total in league history ... dropped 36 punts inside the 20-yard line, third-most in the league ... dropped a season-high four punts inside the 20-yard line in three games – vs. Sea (10/18), vs. Chi (11/19) and @ StL (12/2) – not allowing a touchback in any of those contests ... punted five times for a 56.6-yard gross average, 54.0-yard net average and three downed inside the 20-yard line @ NE (12/16).

2011: First-team All-Pro and Pro Bowl selection led the NFL in both gross (50.9) and net (44.0) average, setting a then-single-season league record in net average ... posted single-game franchise records with a 59.6 gross average and a 54.2 net average vs. Sea (9/11) ... punted nine times for 430 yards, including four inside the 20-yard line @ Det (10/16) ... named NFC Special Teams Player of the Week after punting six times for 285 yards with a 49.5-yard net average and four punts inside the 20-yard line vs. Pit (12/19).

2010: Totaled 91 punts for 4,203 yards (46.2 average), a 38.2-yard net average and 34 inside the 20-yard line ... averaged 53.7 yards and netted 39.3 yards on three punts, including a 60-yard long, vs. Phi (10/10) ... posted season highs with a 53.8 gross average and a 52.0 net average on six punts @ StL (12/26).

2009: Second-team All Pro and Pro Bowl selection ranked second and third in gross average (47.6) and net average (41.0), respectively, in the NFL ... totaled nine punts for 465 yards (51.7 average) and a 40.8-yard net average @ Min (9/27) ... recorded season highs in gross (56.7) and net (53.3) averages on three punts, allowing one return for 10 yards, vs. Ten (11/8).

2008: Punted 66 times for 3,155 yards (47.8 average), 13 inside the 20-yard line and a 39.0 net average ... launched a career-long 82-yard punt, finished the game with five punts for a 54.0-yard gross average and a 46.2 net average, vs. NE (10/5) ... dropped a season-high three punts inside the 20-yard line, averaging 47.3 yards and netting 39.2 yards on six punts, @ Buf (11/30).

2007: First-team All Pro and Pro Bowl selection punted 105 times for 4,968 yards, a 47.3-yard gross average, a 41.0-yard net average and a career-high 42 punts downed inside the 20-yard line (then-NFL record) ... ranked second in the NFL in gross and net punting average ... led the league with 49 punts of 50 or more yards, notching at least one such kick in all but one game ... averaged 57.2 yards, netted 46.0 yards and dropped two inside the 20-yard line on five punts @ Pit (9/23) ... punted a career-high 10 times for 543 yards (54.3 average), a 44.1-yard net average, two downed inside the 20-yard line and a 71-yard long vs. Sea (9/30).

2006: Totaled 81 punts for 3,625 yards (44.8 average), 22 inside the 20-yard line, a 66-yard long and 36.8-yard net average ... averaged 45.0 yards, netted 40.8 yards and dropped two inside the 20-yard line on eight punts @ Sea (12/14) ... downed a season-high four punts inside the 20-yard line on seven punts, allowing just three return yards, @ Den (12/31).

2005: Allowed just three touchbacks on a career-high 107 punts, recording a 41.6-yard gross average, a 36.3-yard net average, a 58-yard long and 15 downed inside the 20-yard line ... landed three inside the 20-yard line and averaged 43.1 yards on seven punts @ Phi (9/18) ... punted nine times for 369 yards (41.0 average), a 37.8-yard net average, and two downed inside the 20-yard line vs. TB (10/30).

2004: Punted 96 times for 3,990 yards (41.6 average), an 81-yard long, 25 downed inside the 20-yard line and a 35.3-yard net average ... pinned the Seahawks inside the 20-yard line three

times on six punts, averaging 42.5 yards and netting 39.0 per punt, @ Sea (11/7) ... averaged 48.3 yards, netted 46.0 yards and landed one inside the 20-yard line on seven punts, including a season-long 81-yarder, @ TB (11/21).

COLLEGE:

Played 47 games during his four-year (2000-03) career at Pittsburgh, where he became the first player to win the Big East Conference Special Teams Player of the Year twice ... two-time (2002-03) All-Big East honoree finished his career with a 42.4-yard gross average with 61 inside the 20-yard line on 244 punts, 28 touchbacks, long of 73 yards and three blocks ... ranked first in school history with 244 punts and second with 10,354 punting yards ... set single-season program records with 77 punts and 3,399 yards in 2003.

PERSONAL:

Attended West Oak (Westminster, SC) High School and majored in economics with a history minor at Pittsburgh ... earned a master's degree in Business Administration from North Carolina ... he and his wife, Rachel, have two sons, Ryan and Adam ... chose to wear #8 after joining the Browns in honor of his late daughter ... given Westminster, SC's key to the city on July 12, 2008, which was declared 'Andy Lee Day' ... first NFL game he ever attended was as a player in 2004 during his rookie season.

LEE CAREER STATS

Year	Team	GP	No	Yds	Avg	Net	TB	In20	Lg	Blk
2004	SF	16	96	3,990	41.6	35.3	8	25	81	0
2005	SF	16	107	4,447	41.6	36.3	3	15	58	1
2006	SF	16	81	3,625	44.8	36.8	9	22	66	0
2007	SF	16	105	4,968	47.3	41.0	13	42	74	0
2008	SF	16	66	3,155	47.8	39.0	9	13	82	1
2009	SF	16	99	4,711	47.6	41.0	8	30	64	0
2010	SF	16	91	4,203	46.2	38.2	12	34	64	0
2011	SF	16	78	3,970	50.9	44.0	9	28	68	1
2012	SF	16	67	3,226	48.1	43.2	4	36	66	0
2013	SF	16	79	3,804	48.2	41.7	9	27	62	0
2014	SF	16	72	3,369	46.8	39.6	7	28	71	1
2015	Cle	16	70	3,270	46.7	40.1	4	25	67	0
2016	Car	9	36	1,769	49.1	40.4	4	18	76	0
Total		201	1,047	48,507	46.3	39.5	99	343	82	4

Single Game Highs:

Punts: 10, vs. Seattle, 9/30/07; **Gross Yards:** 543, vs. Seattle, 9/30/07; **Gross Average (min 3 att.):** 63.0, @ Denver, 9/8/16; **Net Average (min 3 att.):** 54.2, vs. Seattle, 9/11/11; **Inside 20:** 5, vs. St. Louis, 10/4/09; **Long Punt:** 82, vs. New England, 10/5/08.

Additional Statistics:

Special Teams Tackles: Career: 7. **2004:** 2; **2005:** 1; **2006:** 1; **2010:** 2; **2017 (1):**

LEE POSTSEASON STATS

Year	Team	GP	No	Yds	Avg	Net	TB	In20	Lg	Blk
2011	SF	2	18	851	47.3	41.5	1	7	63	0
2012	SF	3	9	443	49.2	41	2	3	62	0
2013	SF	3	9	373	41.4	35.1	1	2	52	0
Total		8	36	1667	46.3	39.8	4	12	63	0

Postseason Single Game Highs:

Punts: 10, vs. New York Giants, 1/22/12; **Gross Yards:** 455, vs. New York Giants, 1/22/12; **Gross Average (min 3 att.):** 53.0, vs. Baltimore, 2/3/13; **Net Average (min 3 att.):** 48.3, @ Atlanta, 1/20/13; **Inside 20:** 4, vs. New Orleans, 1/14/12; **Long Punt:** 63, vs. New Orleans, 1/14/12.



TRAMON WILLIAMS

COLLEGE: Louisiana Tech

HOW ACQUIRED: FA-17

YEARS NFL/CARDINALS: 11/1

HOMETOWN: Houma, LA

DOB: March 16, 1983

25 // CORNERBACK // 6-0 // 192



PRO BOWL SELECTION: 2010

NOTE CARDS

- After entering the league as a rookie free agent in 2006, enters his 11th NFL season in 2017 tied for fifth among active NFL players with 30 career INTs.
- Has at least one INT in each of his 10 NFL seasons, tying DeAngelo Hall for the second most such seasons among active NFL players (Terence Newman-14).
- Has three career TDs, including INT returns of 43 yards (2011) and 70 yards (2010 postseason) and a 94-yard punt return (2007).
- Played in 154 games (121 starts), totaling 30 INTs, 561 tackles (452 solo), 153 passes defended, 4.5 sacks, nine fumble recoveries and five forced fumbles. Played the past two seasons with Cleveland (2015-16) after playing eight seasons with Green Bay (2007-14).
- Totaled 55 tackles and four INTs in 13 postseason games (11 starts), helping the Packers win Super Bowl XLV following his Pro Bowl campaign in 2010.

PRO CAREER:

Originally entered the league with the Texans as an undrafted rookie free agent in 2006 and spent his rookie season on the Packers practice squad. Signed to Green Bay's active roster on 1/2/07 and re-signed one-year contracts with the team on 5/28/09 and 6/16/10. Signed a four-year extension with the Packers on 11/30/10. Signed with the Browns on 3/16/15 and was released by the team on 2/7/17. Signed a one-year deal with the Cardinals on 7/30/17.

2016: Played in 12 games (seven starts) and totaled 36 tackles (28 solo), an INT, a fumble recovery and five passes defended ... tallied seven tackles (five solo) and recovered a fumble vs. Bal (9/18) ... inactive with a shoulder injury Weeks 4-5 ... posted four tackles and secured an INT @ Ten (10/16) ... started and notched five tackles (four solo) and one pass defended @ Bal (11/10) ... inactive with a knee injury Weeks 11-12 ... started at SS and collected three tackles (two solo), including one for loss, and two passes defended vs. SD (12/24).

2015: Started all 15 games in which he played, recording 69 tackles (55 solo), an INT and a team-high 10 passes defended ... collected a season-high nine tackles (six solo) and one pass defended vs. Ari (11/1) ... tallied four tackles (three solo) and secured an INT, his first as a Brown, vs. Bal (11/30) ... posted three tackles (all solo), including one for loss, @ KC (12/27) ... inactive with a concussion in Week 17.

2014: Started all 16 games for the fourth time in his career and third-consecutive season, compiling 70 tackles (60 solo), three INTs, 13 passes defended and one fumble recovery ... tallied five tackles (four solo), an INT and two passes defended

vs. NYJ (9/14) ... collected four tackles (all solo) and secured an INT vs. Phi (11/16) ... recorded two tackles (both solo) and an INT @ Buf (12/14) ... started both postseason contests and notched six tackles (four solo) and one pass defended.

2013: Started all 16 games and established career highs with 91 tackles (68 solo) and 2.5 sacks ... added three INTs, 14 passes defended, two fumble recoveries and two forced fumbles ... collected six tackles (three solo), including one sack, and two QB hurries @ Cin (9/22) ... tallied five tackles (four solo) and one sack vs. Cle (10/20) ... totaled seven tackles (six solo), a half sack, one forced fumble and a fumble recovery vs. Phi (11/10) ... notched eight tackles (all solo), including one for loss, and secured an INT @ NYG (11/17) ... recorded a season-high nine tackles (eight solo), an INT and two passes defended @ Dal (12/15) ... started Green Bay's NFC Wild Card matchup, notching two tackles (both solo), three passes defended and an INT vs. SF (1/5/14).

2012: Started all 16 games and registered 61 tackles (51 solo), two INTs and a career-high-tying 24 passes defended ... name the Packer Ed Block Courage Award winner ... matched a single-game career high with two INTs, adding four tackles (all solo), vs. Chicago (9/13) ... collected a season-high eight tackles (five solo) and three passes defended vs. NO (9/30) ... established a career high with five passes defended, adding seven tackles (all solo), @ Ind (10/7) ... started both playoff contests and totaled four passes defended and 16 tackles (13 solo), including a postseason career-high eight tackles in the Divisional round @ SF (1/12/13).

2011: Started all 15 games in which he played and totaled 65 tackles (51 solo), four INTs (one returned for a TD), a

team-high 24 passes defended and one fumble recovery ... tallied four tackles (three solo), including one for loss, one fumble recovery and one pass defended vs. NO (9/8) ... inactive with a shoulder injury in Week 2, ending a streak on 72-consecutive games played (including playoffs) ... returned an INT 43 yards for a TD, adding two tackles (one solo) and two passes defended, @ SD (11/6) ... totaled a season-high nine tackles (all solo) and a career-high two INTs, capping a three-game streak with a pick, vs. TB (11/20) ... started and collected six tackles (four solo) in the Divisional round matchup vs. NYG (1/15/12).

2010: Started all 16 games for the first time in his career, earning a Pro Bowl bid and Pro Football Weekly All-NFC honors ... led the team with six INTs (career high) and 23 passes defended, adding 64 tackles (55 solo), one sack, three fumble recoveries, one forced fumble and five special teams tackles ... returned 41 punts for 326 yards (8.0-yard average) ... became the third player since the merger – CB Deion Sanders (9/21/98) and CB Darrent Williams (9/13/05) – to record an INT return of 60-plus yards and a punt return of 50-plus yards in the same game vs. Was (10/10) ... started all four postseason contests, including the Super Bowl XLV victory over Pittsburgh, and totaled 13 tackles (seven solo), a franchise-record three INTs (one returned for a TD) and eight passes defended ... became the first NFL player since the Giants CB R.W. McQuarters (2007) to post three INTs in a postseason ... secured an INT in the end zone with 33 seconds remaining to clinch the NFC Wild Card matchup @ Phi (1/9/11) ... snagged INTs on back-to-back possessions – one in the end zone and one returned 70 yards for a TD (second longest INT return in Packers postseason history) – in the Divisional round @ Atl (1/15/11) ... tallied a team-high three passes defended, including a game-sealer on fourth down during the Steelers final drive, in Super Bowl XLV vs. Pit (2/6/11).

2009: Competed in all 16 games (10 starts) and registered 42 tackles (29 solo), one sack, four INTs, a team-high 22 passes defended and a career-high 11 special teams tackles ... averaged 10.4 yards on 13 punt returns and gained 26 yards on two kick returns ... posted a career-long 67-yard INT return to the Bears' one-yard line, setting up a Packers TD run on the next play, vs. Chi (9/13) ... started and totaled a season-high six tackles (five solo) and two passes defended vs. Min (11/1) ... tallied three tackles (one solo), an INT and four passes defended vs. Bal (12/7) ... collected four tackles (all solo), including his first-career sack, and one pass defended @ Chi (12/13) ... started the NFC Wild Card matchup and notched six tackles (five solo) @ Ari (1/10/10)

2008: Saw action in all 16 games (nine starts) and posted 52 tackles (45 solo), five INTs (tied for third in the NFC), 14 passes defended, one fumble recovery, two forced fumbles and five special teams tackles ... joined CB Charles Woodson and S Nick Collins to form the first Packers trio to secure five-or-more INTs in a season since 1996 ... snagged an INT in three-straight games – @ TB (9/28), vs. Atl

(10/5) and @ Sea (10/12) ... established a career high with 10 tackles (seven solo) against the Falcons ... started and collected six tackles (four solo), an INT and three passes defended vs. Hou (12/7).

2007: Appeared in all 16 games (one start), led the team with 30 kickoff returns for 684 yards (22.8-yard average) and returned six punts for 118 yards (19.7-yards average), including a 94-yard career-long for a TD ... compiled 11 tackles (10 solo), an INT, four passes defended and seven special teams tackles ... named NFC Special Teams Players of the Week after scoring his first-career TD on a 94-yard punt return, which was fielded on a bounce, vs. Car (11/18) ... pulled down first-career INT on a tipped pass vs. Det (12/30) ... played both postseason contests and tallied six tackles (all solo), two passes defended and one special teams tackle ... also fielded six kick returns for 160 yards (26.7-yard average).

2006: Spent training camp with the Texans and the final five weeks of the season on Green Bay's practice squad.

COLLEGE:

Three-year letterman at Louisiana Tech, where he enrolled to pursue an electrical engineering degree and was motivated to try out for the football team as a walk-on after attending a game during his first semester on campus ... totaled 91 tackles, seven INTs, 32 passes defended and one forced fumble ... led the nation with 19 passes defended as a senior.

PERSONAL:

Prepped at Assumption (Napoleonville, LA) High School, where he and former NFL RB Brandon Jacobs helped the Mustangs clinch four-consecutive division titles ... finished second in long jump, second in triple jump and third in high jump at the state track and field meet ... participated in the Browns' Military Appreciation Day and visited Cleveland hospitals ... held part-time jobs stocking supermarket shelves, working construction, working on his uncle's farm, shoveling coal and cleaning coal machinery and tractors ... first name pronounced "truh-MON" ... has two children – a boy, Tramon Jr., and a girl, Trinity – with his wife, Shantell ... earned degrees in Sociology and Computer Information Systems.

WILLIAMS CAREER STATS

Year	Team	GP/GS	Tackles			Sacks		Interceptions					FR	FF	STT
			Solo	Asst.	Ttl	Sk	Yds	Int	Yds	Lg	TD	PD			
2007	GB	16/1	10	1	11	0.0	0	1	22	22	0	4	0	0	7
2008	GB	16/9	45	7	52	0.0	0	5	78	39	0	14	1	2	5
2009	GB	16/10	29	13	42	1.0	8	4	94	67	0	22	0	0	11
2010	GB	16/16	55	9	64	1.0	5	6	87	64	0	23	3	1	5
2011	GB	15/15	51	14	65	0.0	0	4	92	43t	1	24	1	0	0
2012	GB	16/16	51	10	61	0.0	0	2	38	38	0	24	0	0	0
2013	GB	16/16	68	23	91	2.5	16.5	3	10	10	0	14	2	2	0
2014	GB	16/16	60	10	70	0.0	0	3	2	2	0	13	1	0	0
2015	Cle	15/15	55	14	69	0.0	0	1	2	2	0	10	0	0	0
2016	Cle	12/7	28	8	36	0.0	0	1	0	0	0	5	1	0	0
Total		154/121	452	109	561	4.5	29.5	30	425	67	1	153	9	5	28

Single Game Highs:

Total Tackles: 10, vs. Atlanta, 10/5/08; **Solo Tackles:** 9, twice, last @ Dallas, 12/15/13; **Sacks:** 1, four times, last vs. Cleveland, 10/20/13; **Interceptions:** 2, twice, last vs. Chicago, 9/13/12; **Fumble Recoveries:** 1, seven times, @ New Orleans, 10/26/14; **Forced Fumbles:** 1, five times, last @ Chicago, 12/29/13; **Passes Defensed:** 5, @ Indianapolis, 10/7/12; **Defensive TDs:** 2, 43-yard INT return, @ San Diego, 11/6/11; 70-yard INT return, @ Atlanta, 1/15/11.

Year	Team	Att	Punt Returns				Kickoff Returns					
			Yds	Avg	Lg	FC	TD	Att	Yds	Avg	Lg	TD
2007	GB	6	118	19.7	94t	0	1	30	684	22.8	65	0
2009	GB	13	135	10.4	45	5	0	2	26	13.0	24	0
2010	GB	41	326	8.0	52	19	0	0	0	0.0	0	0
2015	Cle	1	1	1.0	1	0	0	0	0	0.0	0	0
2016	Cle	1	0	0.0	0	4	0	0	0	0.0	0	0
Total		62	580	9.4	94t	28	1	32	710	22.2	65	0

Single Game Highs:

Punt Returns: 5, three times, last vs. Chicago, 1/2/11; **Punt Return Yards:** 94, vs. Carolina, 11/18/07; **Punt Return Long:** 94t, vs. Carolina, 11/18/07; **Punt Return TDs:** 1, vs. Carolina, 11/18/07; **Kick Returns:** 6, vs. Chicago, 10/7/07; **Kick Return Yards:** 173, vs. Chicago, 10/7/07; **Kick Return Long:** 65, vs. Chicago, 10/7/07.

WILLIAMS POSTSEASON STATS

Year	Team	GP/GS	Tackles			Sacks		Interceptions					FR	FF	STT
			Solo	Asst.	Ttl	Sk	Yds	Int	Yds	Lg	TD	PD			
2007	GB	2/0	6	0	6	0.0	0	0	0	0	0	2	1	0	1
2009	GB	1/1	5	1	6	0.0	0	0	0	0	0	0	0	0	1
2010	GB	4/4	7	6	13	0.0	0	3	79	70t	1	8	2	0	0
2011	GB	1/1	4	2	6	0.0	0	0	0	0	0	0	0	0	0
2012	GB	2/2	13	3	16	0.0	0	0	0	0	0	4	0	0	0
2013	GB	1/1	2	0	2	0.0	0	1	17	17	0	3	0	0	0
2014	GB	2/2	4	2	6	0.0	0	0	0	0	0	1	0	0	0
Total		13/11	41	14	55	0.0	0	4	96	70t	1	18	3	0	2

Postseason Single Game Highs:

Total Tackles: 8, @ San Francisco, 1/12/13; **Solo Tackles:** 8, @ San Francisco, 1/12/13; **Interceptions:** 2, 1/15/11, @ Atlanta; **Force Fumbles:** 1, three times, last vs. Pittsburgh, 2/6/11; **Passes Defensed:** 3, twice, last vs. San Francisco, 1/5/14.

Year	Team	Att	Punt Returns				Kickoff Returns					
			Yds	Avg	Lg	FC	TD	Att	Yds	Avg	Lg	TD
2007	GB	3	3	1.0	2	1	0	6	160	26.7	49	0
2009	GB	0	0	0.0	0	0	0	1	29	29.0	29	0
2010	GB	6	31	5.2	11	2	0	0	0	0.0	0	0
Total		9	34	3.8	11	3	0	7	189	27.0	49	0

Postseason Single Game Highs:

Punt Returns: 3, @ Chicago, 1/23/11; **Punt Return Yards:** 11, @ Philadelphia, 1/9/11; **Punt Return Long:** 11, @ Chicago, 1/23/11; **Kick Return:** 5, vs. Seattle, 1/12/08; **Kick Return Yards:** 111, vs. Seattle, 1/12/08; **Kick Return Long:** 49, vs. New York Giants, 1/20/08.

2017 NFL STANDINGS AND SCHEDULE

	W	L	T	Div	Conf	Wk 1	Wk 2	Wk 3	Wk 4	Wk 5	Wk 6	Wk 7	Wk 8	Wk 9	Wk 10	Wk 11	Wk 12	Wk 13	Wk 14	Wk 15	Wk 16	Wk 17	
NFC EAST																							
Philadelphia	1	1	0	1-0	1-0	at WAS	at KC	NYG	at LAC	AZ	at Car	WAS	at WAS	at WAS	(BYE)	at Dal	CHI	at Sea	at LAR	at NYG	OAK	DAL	
Dallas	1	1	0	1-0	1-0	NYG	at Den	at AZ	LAR	GB	(BYE)	at SF	at WAS	at WAS	at Atl	PHI	LAC	WAS	at NYG	at Oak	SEA	at Phi	
Washington	1	1	0	0-1	1-1	PHI	at LAR	OAK	at KC	(BYE)	SF	at Phi	Dal	at Sea	MIN	at NO	NYG	at Dal	at LAC	AZ	DEN	at NYG	
NY Giants	0	2	0	0-1	0-2	at Dal	DET	at Phi	at TB	LAC	at Den	SEA	(BYE)	LAR	at SF	KC	at Was	at Oak	DAL	PHI	at AZ	WAS	
NFC NORTH																							
Detroit	2	0	0	0-0	2-0	AZ	at NYG	ATL	at Min	CAR	at NO	(BYE)	PIT	at GB	CLE	at Chi	MIN	at Bal	at TB	CHI	at Cin	GB	
Minnesota	1	1	0	0-0	1-0	NO	at Pit	TB	DET	at Chi	GB	BAL	at Cle	(BYE)	at Was	LAR	at Det	at Atl	at Car	CIN	at GB	CHI	
Green Bay	1	1	0	0-0	1-1	SEA	at Atl	CIN	CHI	at Dal	at Min	NO	(BYE)	DET	at Chi	BAL	at Pit	TB	at Cle	at Car	MIN	at Det	
Chicago	0	2	0	0-0	0-2	ATL	at TB	PIT	at GB	MIN	at Bal	CAR	at NO	(BYE)	GB	DET	at Phi	SF	at Cin	at Det	CLE	at Min	
NFC SOUTH																							
Atlanta	2	0	0	0-0	2-0	at Chi	GB	at Det	BUF	(BYE)	MIA	at NE	at NYJ	at Car	DAL	at Sea	TB	MIN	NO	at TB	at NO	CAR	
Carolina	2	0	0	0-0	1-0	at SF	BUF	NO	at NE	PHI	at Det	at Chi	at TB	ATL	MIA	(BYE)	at NYJ	at NO	MIN	GB	TB	at Atl	
Tampa Bay	1	0	0	0-0	1-0	(BYE)	CHI	at Min	NYG	NE	at AZ	at Buf	CAR	at NO	NYJ	at Mia	at Atl	at GB	DET	ATL	at Car	NO	
New Orleans	0	2	0	0-0	0-1	at Min	NE	at Car	at Mia	(BYE)	DET	at GB	CHI	TB	at Buf	WAS	at LAR	CAR	at Atl	NYJ	ATL	at TB	
NFC WEST																							
Seattle	1	1	0	1-0	1-1	at GB	SF	at Ten	IND	at LAR	(BYE)	at NYG	HOU	WAS	at AZ	ATL	at SF	PHI	at Jac	LAR	at Dal	AZ	
Arizona	1	1	0	0-0	0-1	at Det	at Ind	DAL	SF	at Phi	TB	at LAR	(BYE)	at SF	SEA	at Hou	JAC	LAR	TEN	at Was	NYG	at Sea	
LA Rams	1	1	0	0-0	0-1	IND	WAS	at SF	at Dal	SEA	at Jac	AZ	(BYE)	at NYG	HOU	at Min	NO	at AZ	PHI	at Sea	at Ten	SF	
San Francisco	0	2	0	0-1	0-2	CAR	at Sea	LAR	at AZ	at Ind	at Was	DAL	at Phi	AZ	NYG	(BYE)	SEA	at Chi	at Hou	TEN	JAC	at LAR	
AFC EAST																							
Miami	1	0	0	0-0	1-0	(BYE)	at LAC	at NYJ	NO	TEN	at Atl	NYJ	at Bal	OAK	at Car	TB	at NE	DEN	NE	at Buf	at KC	BUF	
Buffalo	1	1	0	1-0	1-0	NYJ	at Car	DEN	at Atl	at Cin	(BYE)	TB	OAK	at NYJ	NO	at LAC	at KC	NE	IND	MIA	at NE	Mia	
New England	1	1	0	0-0	0-1	KC	at NO	HOU	CAR	at TB	at NYJ	ATL	LAC	(BYE)	at Den	at Oak	MIA	at Buf	at Mia	at Pit	BUF	NYJ	
NY Jets	0	2	0	0-1	0-2	at Buf	at Oak	MIA	JAC	at Cle	NE	at Mia	ATL	BUF	at TB	(BYE)	CAR	KC	at Den	at NO	LAC	at NE	
AFC NORTH																							
Baltimore	2	0	0	2-0	2-0	at Cin	CLE	at Jac	PIT	at Oak	CHI	at Min	MIA	at Ten	(BYE)	at GB	HOU	DET	at Pit	at Cle	IND	CIN	
Pittsburgh	2	0	0	1-0	1-0	at Cle	MIN	at Chi	at Bal	JAC	at KC	CIN	at Det	(BYE)	at Ind	TEN	GB	at Cin	BAL	NE	at Hou	CLE	
Cincinnati	0	2	0	0-1	0-2	BAL	HOU	at GB	at Cle	BUF	(BYE)	at Pit	IND	at Jac	at Ten	at Den	CLE	PIT	CHI	at Min	DET	at Bal	
Cleveland	0	2	0	0-2	0-2	PIT	at Bal	at Ind	CIN	NYJ	at Hou	TEN	MIN	(BYE)	at Det	JAC	at Cin	at LAC	GB	BAL	at Chi	at Pit	
AFC SOUTH																							
Tennessee	1	1	0	1-0	1-1	OAK	at Jac	SEA	at Hou	at Mia	IND	at Cle	(BYE)	BAL	CIN	at Pit	at Ind	HOU	at AZ	SEA	at SF	JAC	
Jacksonville	1	1	0	1-1	1-1	at Hou	TEN	BAL	at NYJ	at Pit	LAR	at Ind	(BYE)	CIN	LAC	at Cle	at AZ	IND	SEA	HOU	at SF	at Ten	
Houston	1	1	0	0-1	1-1	JAC	at Cin	at NE	TEN	KC	CLE	(BYE)	at Sea	IND	at LAR	AZ	at Bal	at Ten	SF	at Jac	PIT	at Ind	
Indianapolis	0	2	0	0-0	0-0	at LAR	AZ	CLE	at Sea	SF	at Ten	JAC	at Cin	at Hou	PIT	(BYE)	TEN	at Jac	at Buf	DEN	at Bal	HOU	
AFC WEST																							
Denver	2	0	0	1-0	1-0	LAC	DAL	at Buf	OAK	(BYE)	NYG	at LAC	at KC	at Phi	NE	CIN	at Oak	at Mia	NYJ	at Ind	at Was	KC	
Oakland	2	0	0	0-0	2-0	at Ten	NYJ	at Was	at Den	BAL	LAC	KC	at Buf	at Mia	(BYE)	NE	DEN	NYG	at KC	DAL	at Phi	at LAC	
Kansas City	2	0	0	0-0	1-0	at NE	PHI	at LAC	WAS	at Hou	PIT	at Oak	DEN	at Dal	(BYE)	at NYG	BUF	at NYJ	OAK	LAC	MIA	at Den	
LA Chargers	0	2	0	0-1	0-2	at Den	MIA	KC	PHI	at NYG	at Oak	DEN	at NE	(BYE)	at Jac	BUF	at Dal	CLE	WAS	at KC	at NYJ	OAK	

* Will play in Week 11

Bolded and Underlined Opponent - win