

2017 TAMPA BAY BUCCANEERS

MEDIA INFORMATION



VS



Game 1

VS CHICAGO BEARS

SEPTEMBER 17TH - 1:00 PM ET





TAMPA BAY BUCCANEERS

2017 WEEKLY PRESS RELEASE

COMMUNICATIONS

ONE BUCCANEER PLACE, TAMPA FLORIDA

TEL (813) 554-1311

FAX (813) 387-6317

TAMPA BAY
BUCCANEERS

AT

BEARS

TAMPA BAY BUCCANEERS (0-0) VS. CHICAGO BEARS (0-1)

SUNDAY, SEPTEMBER 17, 1:00 P.M. ET

RAYMOND JAMES STADIUM (64,428)

NETWORK TELEVISION: FOX

PLAY-BY-PLAY: DICK STOCKTON ANALYST: MARK SCHLERETH SIDELINE: SHANNON SPAKE

BUCS RADIO: 98ROCK, FLAGSHIP STATION (WXTB-97.9 FM)

PLAY-BY-PLAY: GENE DECKERHOFF ANALYST: DAVE MOORE SIDELINE: T.J. RIVES

LAST GAME: TAMPA BAY BYE WEEK; CHICAGO LOST VS. ATLANTA, 23-17



ALL-TIME SERIES

Chicago leads the all-time series 38-19, with Tampa Bay having won the most recent meeting, 36-10, at Raymond James Stadium in 2016. The teams played in 2011 in London, with Chicago prevailing, 24-18, despite two fourth-quarter touchdowns from Tampa Bay. In 2008, the teams squared off in Chicago. The Buccaneers scored 10 points in the fourth quarter to force overtime, and Tampa Bay K Matt Bryant hit a 21-yard field goal to win it for the Buccaneers, 27-24, in OT. In 2004, the Buccaneers won 19-7 in Tampa. In 2002, Tampa Bay's first season in the newly-created NFC South, the Buccaneers won 15-0 in Champaign, Illinois in the regular season finale clinching a first-round bye and the most wins in team history. Until that time, the Bears and Buccaneers were both members of the NFC Central Division. Chicago snapped a six-game Bucs winning streak by defeating Tampa Bay with a 13-10 win in Chicago in 2000, then made it three in a row with two victories in 2001. The Bears' win in 2001 was their first in Raymond James Stadium and their first in Tampa since 1995. Chicago owned the series in the 1980's, winning 15 of the 19 meetings. That run of success included a 12-game winning streak for the Bears that began in 1983 and finally ended with a 42-35 Bucs victory in 1989. Chicago dominated the early 1990's with victories in 11 of the first 13 games before the Bucs turned it around.

REGULAR SEASON SERIES BY THE NUMBERS

Overall Regular Season Series	Chicago leads series, 38-19
Home Record vs. Chicago Bears	13-17
Road Record vs. Chicago Bears	6-21
Current Streak	Buccaneers, one game (2016)
Buccaneers Longest Streak.....	Six games (1997-2000)
Bears Longest Streak.....	12 games (1983-88)
Regular Season Point Total.....	Buccaneers 923 – Bears 1,224
Most Points, Buccaneers	42, Buccaneers 42-35 (1989)
Most Points, Bears	48, Bears 48-14 (1988)
Most Points, both teams	77, Buccaneers 42-35 (1989)
Fewest Points, Buccaneers	0, five times, last Bears 27-0 (1991)
Fewest Points, Bears	0, twice, last Buccaneers 15-0 (2002)
Fewest Points, both teams.....	9 Buccaneers 6-3 (1999)
Largest Win, Buccaneers.....	41 points, Buccaneers 41-0 (2000)
Largest Win, Bears.....	35 points, Bears 44-9 (1984)

2017 Schedule and Results (0-0)

DATE	OPPONENT (TV)	TIME
	Bye Week	
9/17	CHICAGO (FOX)	1:00 PM
9/24	at Minnesota (FOX)	1:00 PM
10/1	N.Y. GIANTS (FOX)	4:05 PM
10/5	NEW ENGLAND (CBS/NFLN/Amazon)	8:25 PM
10/15	at Arizona (FOX)^	4:05 PM
10/22	at Buffalo (FOX)^	1:00 PM
10/29	CAROLINA (FOX)^	1:00 PM
11/5	at New Orleans (FOX)^	1:00 PM
11/12	N.Y. JETS (CBS)^	1:00 PM
11/19	at Miami (FOX)	1:00 PM
11/26	at Atlanta (FOX)^	1:00 PM
12/3	at Green Bay (FOX)^	1:00 PM
12/10	DETROIT (FOX)^	1:00 PM
12/18	ATLANTA (ESPN)	8:30 PM
12/24	at Carolina (FOX)	1:00 PM
12/31	NEW ORLEANS (FOX)^	1:00 PM

HOME GAMES IN ALL CAPS - All Times Eastern

^ Subject to Flexible Scheduling

BUCCANEERS PR TWITTER AND MEDIA SITE

The Tampa Bay Buccaneers Communications staff is on Twitter: **@BuccaneersComms**, the department's official Twitter account, which provides media members with the latest updates on schedules and transactions, as well as notes and facts about the team and its activities.

For all of the team's publicity material, visit **media.buccaneers.com**. There, users will find updated statistics, game notes, bios, rosters, the 2017 Buccaneers Media Guide and more, plus the latest releases from the team.

Nelson Luis

Senior Director of Communications
nluis@buccaneers.nfl.com

Michael Pehanich

Sr. Communications Manager
mpehanich@buccaneers.nfl.com

Allen Barrett

Communications Manager
abarrett@buccaneers.nfl.com

Chris King

Communications Coordinator
cking@buccaneers.nfl.com

Brooke Skelley

Communications Assistant
bskelley@buccaneers.nfl.com

STATISTICAL COMPARISON

A look at how the teams match up in the 2017 season rankings:

Category	Tampa Bay*	Chicago
Total Offense	18th (346.4 ypg)	16th (301.0 ypg)
Rushing Offense	24th (101.0 ypg)	8th (125.0 ypg)
Passing Offense	16th (245.4 ypg)	t21st (176.0 ypg)
Total Defense	23rd (367.9 ypg)	25th (372.0 ypg)
Rushing Defense	22nd (117.2 ypg)	t10th (60.0 ypg)
Passing Defense	22nd (250.8 ypg)	27th (308.0 ypg)
Points Scored	t18th (22.1 ppg)	t20th (17.0 ppg)
Points Allowed	15th (23.1 ppg)	t19th (23.0 ppg)
Sacks	t9th (38.0)	t14th (2.0)
Sacks Allowed	t16th (35.0)	t22nd (4.0)
Turnover Margin	t13th (+2)	t10th (0)
Team Leaders	Tampa Bay*	Chicago
Rushing Yards	Jacquizz Rodgers (560)	Tarik Cohen (66 - 10th, NFL)
Rushing Touchdowns	Doug Martin (3)	Jordan Howard (1 - t2nd, NFL)
Passer Rating	Jameis Winston (86.1)	Mike Glennon (86.8)
Passing Yards	Jameis Winston (4,090)	Mike Glennon (213)
Passing Touchdowns	Jameis Winston (28 - t7th, NFL)	Mike Glennon (1)
Receptions	Mike Evans (96 - 6th, NFL)	Tarik Cohen (8 - t6th, NFL)
Receiving Yards	Mike Evans (1,321 - 4th, NFL)	Tarik Cohen (47 - 8th, RBs)
Receiving Touchdowns	Mike Evans (12 - t2nd, NFL)	Tarik Cohen (1 - t6th, NFL)
Tackles	Kwon Alexander (145 - 3rd, NFL)	Jerrell Freeman (10)
Sacks	Gerald McCoy (7.0 - 3rd, DTs)	Akiem Hicks (2.0 - t2nd, NFL)
Interceptions	B. Grimes, K. Tandy (4)	N/A

Tampa Bay did not play in Week 1 - all stats reflect final 2016 season rankings.

LAST GAME

- On the first drive of the game, with Washington facing third-and-seven from Tampa Bay's 44-yard line, Buccaneers LB Kendell Beckwith recorded his second sack of the preseason, dropping Redskins QB Nate Sudfeld for a one-yard loss.
- With Washington facing fourth-and-one on Tampa Bay's 24-yard line, Tampa Bay's defense forced an incompletion from Redskins QB Nate Sudfeld.
- In the third quarter, Tampa Bay registered the first takeaway of the game, when Buccaneers LB Cameron Lynch forced a fumble from Redskins RB Mack Brown, which was recovered by DE Mehdi Abdesmad.
- Tampa Bay scored the team's first points of the game in the fourth quarter, after K Zach Hocker connected on a 47-yard field goal to cap a 10-play, 46-yard drive lasting 4:08.
- In the fourth quarter, QB Sefo Liufau connected with WR Bernard Reedy on a 10-yard touchdown pass, the first touchdown pass of Liufau's preseason career and the second receiving touchdown of Reedy's preseason career (1 in 2016).

LAST GAME RECAP

TAMPA — The Tampa Bay Buccaneers fell to the Washington Redskins, 13-10, at Raymond James Stadium in their final preseason game of 2017. The Redskins won the toss and elected to receive, giving themselves the first go on offense. Both teams exchanged punts before on Washington's second possession, the team was able to set up kicker Dustin Hopkins for a 53-yard field goal, giving Washington an early 3-0 lead with less than three minutes remaining in the first quarter. Both teams were unable muster much offensively in the second quarter, but right before halftime, Redskins running back Matt Jones had a chance to extend their, but a 7-yard touchdown was negated by a holding penalty with 1:47 left in the half. On the same possession, kicker Dustin Hopkins missed the 36-yard field goal to keep the score at 3-0 at the half. The Buccaneers came out of the break and created the opportunity to finally get on the board, but kicker Zach Hocker missed the 56-yard field goal, which was short and wide right, leaving the Buccaneers scoreless and the score at 3-0 with 9:57 left in the third quarter. On the next drive by Washington, the Buccaneers created another opportunity for themselves by recovering

a fumble, but they were unable to take advantage of the turnover and were forced to punt. The next score did not come until the fourth quarter, when with 12:46 left in the game, Hopkins cleared a 50-yard field goal to extend Washington's lead to 6-0. After missing his first kick, Hocker was able to bounce back and nail a 47-yard field goal to put the Buccaneers on the board, now only trailing 6-3 with 8:33 left in the game. On the Buccaneers next drive, quarterback Sefo Liufau's deep pass intended for receiver Bobo Wilson was picked off by linebacker Josh Harvey-Clemons and returned 41-yards for the score to help the Redskins extend their lead to 12-3 over the Buccaneers. The PAT was good, taking the score to 13-3. On the Buccaneers next drive, receiver Bernard Reedy hauled in a 10-yard touchdown reception from Liufau to take the score to 13-10. On the next drive, the Buccaneers forced Washington to punt, giving them one more chance to take the lead with 1:07 left in the game. Liufau was unable to move the ball past the Washington 44 and the game clock ran out, closing Tampa Bay's preseason at 1-3.

Team

- Tampa Bay has totaled at least 5,500 yards in each of the past two seasons, the longest such streak in team history. With at least 5,500 yards in 2017, the team would extend that record.
- Tampa Bay has scored at least 325 points in each of the past two seasons, tied for the longest such streak in team history (also 2007-08). With at least 325 points in 2017, the team will set a record for most consecutive seasons with at least 325 points
- Tampa Bay totaled 29 takeaways in 2016 and, with at least 29 takeaways in 2017, would have consecutive seasons with 29 or more takeaways for the first time since 2007-09.

TE Cameron Brate

- Brate has 11 career receiving touchdowns. He needs one more to tie Kellen Winslow (12 from 2009-11) for the third-most touchdown receptions by a tight end in team history.
- Brate has 81 career receptions. He needs 15 more to pass Ken Dilger (95 from 2002-04) for ninth-most, 21 more to pass Jerry Bell (101 from 1982-85) for eighth-most, 34 more to pass Calvin Magee (114 from 1985-88) for seventh-most, 49 more to pass Alex Smith (129 from 2005-08) for sixth-most and 57 more to pass Jackie Harris (137 from 1994-97) for the fifth-most receptions by a tight end in team history.
- Brate has 965 career receiving yards. He needs 254 more to pass Jerry Bell (1,218 from 1982-85) for eighth-most, 287 more to pass Alex Smith (1,252 from 2005-08) for seventh-most, 415 more to pass Calvin Magee (1,379 from 1985-88) for sixth-most and 670 more to pass Jackie Harris (1,634 from 1994-97) for the fifth-most receiving yards by a tight end in team history.

LB Lavonte David

- David has 18.0 career sacks, and needs 11 more to pass Broderick Thomas (26.5 from 1989-93) for the most sacks by a linebacker in franchise history.
- David has 10 career interceptions, and needs one more to pass Dave Lewis (10 from 1977-81) for second-most, and 15 more to tie Derrick Brooks (25 from 1995-2008) for the most interceptions by a linebacker in franchise history.
- David has two career defensive touchdowns and needs one more to tie for the fifth-most in franchise history (Donnie Abraham, Cedric Brown, Wayne Haddix, Ricky Reynolds, Aqib Talib and Richard Wood).

WR Mike Evans

- Evans has surpassed 1,000 receiving yards in each of his first three seasons and, with 1,000 or more receiving yards this season, will join A.J. Green (2011-14) and Randy Moss (1998-2001) as the only players in NFL history to record 1,000 or more receiving yards in each of their first four seasons. Evans would become the first player in franchise history to have four consecutive 1,000-yard receiving seasons and his four 1,000-yard receiving seasons would be the most by any player in team history.
- Evans recorded 3,578 receiving yards in his first three seasons and needs 729 more this season to pass James Lofton (4,306 from 1978-81) for 10th-most, 753 more to pass Julio Jones (4,330 from 2011-14) for ninth-most, 836 more to pass T.Y. Hilton (4,413 from 2012-15) for eighth-most, 910 more to pass DeAndre Hopkins (4,487 from 2013-16) for seventh-most, 967 more to pass Larry Fitzgerald (4,544 from 2004-07) for sixth-most, 1,028 more to pass Anquan Boldin (4,605 from 2003-06) for fifth-most, 1,296 more to pass A.J. Green (4,874 from 2011-14) for fourth-most, 1,304 more to pass Jerry Rice (4,881 from 1985-88) for third-most, 1,510 more to pass Torrey Holt (5,088 from 1999-2002) and 1,819 more to pass Randy Moss (5,396 from 1998-2001) for the most receiving yards in a players' first four seasons since the 1970 NFL/AFL merger.
- Evans recorded 27 receiving touchdowns in his first three seasons and with nine more this season, will tie Antonio Freeman (36 from 1995-98), Joey Galloway (36 from 1995-98) and Daryl Turner (36 from 1984-87) for eighth-most, 10 more will tie Andre Rison (37 from 1989-92) for seventh-most, 13 more will tie Dez Bryant (40 from 2010-13) and John Jefferson (40 from 1978-81) for fifth-most, 14 more will tie Jimmy Graham (41 from 2010-13) for fourth-most, 15 more will tie Rob Gronkowski (42 from 2010-13) for third-most, 22 more will tie Jerry Rice (49 from 1985-88) for second-most and 26 more will tie Randy Moss (53 from 1998-2001) for the most receiving touchdowns in a players' first four seasons since the 1970 NFL/AFL merger.
- Evans has 27 career receiving touchdowns and needs one more to pass Mark Carrier (27 from 1987-92) and tie Joey Galloway for third-most (28 from 2004-08), four more to tie Kevin House (31 from 1980-86) for second-most and seven more to tie Jimmie Giles (34 from 1978-86) for the most receiving touchdowns in franchise history.
- Evans has 27 touchdowns from scrimmage as a Buccaneer and needs one more to pass Mark Carrier (27 from 1987-92) and tie Warrick Dunn (28 from 1997-2001, 2008) and Joey Galloway (28 from 2004-08) for fifth-most, four more to tie Kevin House (31 from 1980-86) for fourth-most, seven more to tie Jimmie Giles (34 from 1978-86) for third-most and 19 more to tie James Wilder (46 from 1981-89) for the second-most touchdowns in franchise history.



WHAT TO WATCH FOR

WR DeSean Jackson

- Jackson has 498 receptions in his career and needs two more to reach 500 for his career.
- Jackson has 46 receiving touchdowns in his career and needs four touchdown more to reach 50 for his career.
- Jackson has four receiving touchdowns of 80 or more yards and needs one more to tie the NFL record of five, shared by Derrick Alexander, Lance Alworth, Bob Hayes and Jerry Rice.
- Jackson has 22 touchdowns of 60 or more yards (including returns) and needs one more to tie Jerry Rice (23) for the most total touchdowns of 60 or more yards in NFL history.
- Jackson has 26 career touchdowns of 50 or more yards and needs one more to tie Terrell Owens (27) for the third-most total touchdowns of 50 or more yards since the 1970 NFL merger.

DT Gerald McCoy

- McCoy has five career multi-sack games and needs one more to tie David Logan (six from 1979-1986) for the fifth-most in franchise history and the third-most by a defensive tackle in team history.

QB Jameis Winston

- Winston recorded 50 touchdown passes through his first two seasons and needs 13 more this season needs to tie Ryan Tannehill (63 from 2012-14) for 10th-most, 14 more to tie Cam Newton (64 from 2011-13) for ninth-most, 16 more to tie Matt Ryan (66 from 2008-10) for eighth-most, 19 more to tie Blake Bortles (69 from 2014-16) for seventh-most, 22 more to tie Russell Wilson (72 from 2012-14) for sixth-most, 30 more to tie Andy Dalton (80 from 2011-13) for fifth-most, 31 more to tie Derek Carr (81 from 2014-16) for fourth-most, 35 more to tie Peyton Manning (85 from 1998-2000) for third-most, 36 more to tie Andrew Luck (86 from 2012-14) for second-most and 48 more to tie Dan Marino (98 from 1983-85) for the most passing touchdowns by a player from their rookie season through their third season.

QB Jameis Winston (Cont.)

- Winston has 8,132 passing yards through his first two seasons and needs 2,075 more to pass Joe Flacco (10,206 from 2008-10) for 10th-most, 2,425 more to pass Drew Bledsoe (10,556 from 1993-95) for ninth-most, 3,063 more to pass Derek Carr (11,194 from 2014-16) for eighth-most, 3,110 more to pass Blake Bortles (11,241 from 2014-16) for seventh-most, 3,121 more to pass Ryan Tannehill (11,252 from 2012-14) for sixth-most, 3,168 more to pass Cam Newton (11,299 from 2011-13) for fifth-most, 3,229 more to pass Andy Dalton (11,360 from 2011-13) for fourth-most, 3,300 more to pass Dan Marino (11,431 from 1983-85) for third-most, 4,156 more to pass Peyton Manning (12,287 from 1998-2000) for second-most and 4,826 more to Andrew Luck (12,957 from 2012-14) for the most passing yards by a player from their rookie season through their third season.
- Winston has 50 career touchdown passes and needs 11 more to tie Steve DeBerg (61 from 1984-87, 1992-93) for sixth-most, 14 more to tie Brad Johnson (64 from 2001-04) for fifth-most, 20 more to tie Trent Dilfer (70 from 1994-99) for fourth-most, 23 more to tie Doug Williams (73 from 1978-82) for third-most, 27 to tie Vinny Testaverde (77 from 1987-92) for second-most and 30 more to tie Josh Freeman (80 from 2009-13) for the most passing touchdowns in franchise history.
- Winston has 8,132 career passing yards and needs 1,308 more to pass Steve DeBerg (9,439 from 1984-87, 1992-93) for sixth-most, 2,809 more to pass Brad Johnson (10,940 from 2001-04) for fifth-most, 4,516 more to pass Doug Williams (12,648 from 1978-82) for fourth-most and 4,837 more to pass Trent Dilfer (12,969 from 1994-99) for the third-most passing yards in franchise history.

HEAD TO HEAD

LAST REGULAR SEASON MEETING

Series tied 5-5

Season	Result	Site
1977	L, 10-0	Tampa
1978	W, 33-19	Tampa
	L, 14-3	Chicago
1979	W, 17-13	Chicago
	L, 14-0	Tampa
1980	L, 23-0	Chicago
	L, 14-13	Tampa
1981	L, 28-17	Chicago
	W, 20-10	Tampa
1982	W, 26-23	Tampa
1983	L, 17-10	Chicago
	L, 27-0	Tampa
1984	L, 34-14	Chicago
	L, 44-9	Tampa
1985	L, 38-28	Chicago
	L, 27-19	Tampa
1986	L, 23-3	Tampa
	L, 48-14	Chicago
1987	L, 20-3	Chicago
	L, 27-26	Tampa
1988	L, 28-10	Chicago
	L, 27-15	Tampa
1989	W, 42-35	Tampa
	W, 32-31	Chicago
1990	L, 26-6	Tampa
	L, 27-14	Chicago
1991	L, 21-20	Tampa
	L, 27-0	Chicago
1992	L, 31-14	Chicago
	W, 20-17	Tampa
1993	L, 47-17	Chicago
	W, 13-10	Tampa
1994	L, 21-9	Chicago
	L, 20-6	Tampa
1995	L, 25-6	Tampa
	L, 31-10	Chicago
1996	L, 13-10	Chicago
	W, 34-19	Tampa
1997	L, 13-7	Chicago
	W, 31-15	Tampa
1998	W, 27-15	Tampa
	W, 31-17	Chicago
1999	W, 6-3	Tampa
	W, 20-6	Chicago
2000	W, 41-0	Tampa
	L, 13-10	Chicago
2001	L, 27-24	Tampa
	L, 27-3	Chicago
2002	W, 15-0	Champaign
2004	W, 19-7	Tampa
2005	L, 13-10	Tampa
2006	L, 34-31 (OT)	Chicago
2008	W, 27-24	Chicago
2011	L, 24-18	London
2014	L, 21-13	Chicago
2015	L, 26-21	Tampa
2016	W, 36-10	Tampa

Tampa Bay 36, Chicago 10 (Sunday, November 13, 2016)

TAMPA — In Week 10, The Tampa Bay Buccaneers were led to victory by quarterback Jameis Winston, who threw for 312 yards and two touchdowns in a 36-10 win over the Chicago Bears. The Buccaneers won the toss and elected to defer before exchanging punts twice with Chicago. On the next drive, Bears quarterback Jay Cutler's pass intended for Logan Paulsen was intercepted by safety Chris Conte and ran back for a 20-yard touchdown giving the Bucs a 7-0 lead with 5:34 left in the first quarter. The Bears responded with a 54-yard field goal to take the score to 7-3. On the next drive of the game, Winston's pass intended for Cecil Shorts was intercepted by Harold Jones-Quartey. On Chicago's ensuing drive, Buccaneers rookie defensive end Noah Spence sacked Cutler and forced him to fumble, which was recovered by teammate Kwon Alexander at the four-yard line. The second quarter included another passing touchdown from Winston to Cameron Brate for 10 yards and a 41-yard field goal by Roberto Aguayo to bring the Bucs to a 17-3 lead with 31 seconds left in the half. Winston's touchdown pass to Brate was the 40th of the second-year pro's career, making him the youngest (22 years, 312 days) player in NFL history to reach that plateau. On the final drive of the first half, the Bears converted a 50-yard Hail Mary from Cutler to Cameron Meredith to pull within seven at halftime despite having four turnovers. On the first drive of the second half, Winston scrambled all the way back into his own end zone from the Tampa Bay 23 before heaving a 39-yard pass to Mike Evans avoiding what could've been a costly safety. The drive ended with a 43-yard touchdown pass to wide receiver Freddie Martino for his first NFL touchdown to widen the margin to 24-10. The Bucs forced a punt on the Bears' next possession and scored yet again on the following drive with a 27-yard field goal by Aguayo. The two teams exchanged punts before Robert Ayers sacked Cutler in his own end zone for a safety taking the score to 29-10 to complete the third quarter. On the first play of the fourth quarter, Doug Martin ran it into the end zone for his first touchdown of the 2016 season in his first game back since Week 2 when he was sidelined with a hamstring injury. It culminated a 17-play, 62-yard drive that took 9:56 and made the score 36-10. Martin's touchdown would be the last score of the game, with both teams exchanging punts and Chicago having one final possession which they were unable to produce on. The victory was Tampa Bay's first home win of the season and the Buccaneers brought their record to 4-5.

REGULAR SEASON SERIES HIGHLIGHTS

AGAINST THE OPPOSITION

Walter Payton's three-yard TD run clinched a 10-0 Bears win (12/4/77)... **Ricky Bell** ran for 95 yards and one TD as Bucs got their first win over Bears, 33-19 (10/22/78)... QB **Doug Williams** hit WR **Isaac Hagins** on an eight-yard scoring pass with 5:07 left as Bucs ran their record to 5-0 with 17-13 win at Soldier Field (9/30/79)... Bears blank Bucs 23-0 in Tampa Bay's first Monday Night Football appearance (10/6/80)... **Bill Capece** hit 33-yard FG in OT as Bucs clinched playoff berth with 26-23 win (1/2/83)... **Doug Williams** passed for 367 yards and two TDs... Bucs snapped a 12-game skid to Bears with 42-35 victory (10/8/89)... QB **Vinny Testaverde** threw for 269 yards and three TDs... Bucs opened Raymond James Stadium with 27-15 win over Chicago (9/20/98)... Tampa Bay erased 15-0 deficit, thanks to two TD passes from QB **Trent Dilfer** and a 43-yard TD run by RB **Warrick Dunn**... The Bucs set the then franchise record for most wins with their 11th of the season in a 20-6 win in the season finale in Chicago (1/2/00)... The Bucs recorded the largest margin of victory in team history with a 41-0 win at home (9/10/00)... Tampa Bay ran its record to 0-18 in games played in cold weather under 40 degrees by dropping a 13-10 decision in Soldier Field (11/19/00), despite extending its streak of not allowing the Bears offense to score a touchdown to 18 quarters... CB **Donnie Abraham** became the club's all-time interception leader with his 30th career pick in the second quarter at Chicago (12/16/01)... Tampa Bay sets a club record with its 12th win of the season at Chicago (12/29/02)... K **Martin Gramatica** kicked a career-high and team-record five field goals... The temperature at kickoff was 38 degrees, marking the first time Tampa Bay won in 22 tries when the thermometer read below 40 degrees... RB **Michael Pittman** rushed for 109 yards and one touchdown in a 19-7 win in Tampa (10/24/04)... Bucs defense limited the Bears to 167 yards of total offense while registering four sacks, including two sacks by DE **Simeon Rice**... Tampa Bay was able to build a 13-3 lead in the third quarter on their way to a 13-10 at Raymond James stadium, as **Joey Galloway** torched the Chicago Bears' defense for 138 yards on seven receptions (11/27/05)... QB **Tim Rattay** threw for 268 yards and three touchdowns on 20-of-35 passing, but it was not enough as the Bears defeated the Buccaneers 34-31 in overtime at Soldier Field (12/17/06)... Behind QB **Brian Griese's** 407 yards and two touchdowns, Tampa Bay was able to rally from behind to overcome the Bears in overtime on a 21-yard field goal from K **Matt Bryant** (9/21/08)... Despite two fourth-quarter touchdowns, the Bears managed to top the Buccaneers 24-18 in 2011, in a game played at Wembley Stadium in London (10/23/11)... Even though Tampa Bay outgained Chicago 367 to 204, four turnovers helped Chicago to a 21-13 victory (11/23/14)... WRs **Vincent Jackson** and **Louis Murphy** each went over 100 receiving yards on the game... QB **Jameis Winston** threw for two touchdowns and RB **Charles Sims** had 117 yards from scrimmage, but the Bears forced three Buccaneers turnovers, helping them to a 26-21 victory (12/27/15)... Tampa Bay's defense recorded four takeaways and limited the Bears to under 300 yards of offense in a 36-10 victory at Raymond James (11/13/16)... QB **Jameis Winston** threw for two touchdowns and had a 107.1 passer rating.

Below are highlights of how selected Buccaneers have performed during their careers against the Chicago Bears.

DE **Robert Ayers Jr.**: Notched 1.5 sacks, including forcing a fumble in the end zone that led to a safety (11/13/16).

DT **Chris Baker**: As a member of the Washington Redskins, tallied first career sack in a victory against Chicago (10/20/13).

TE **Cameron Brate**: Caught a then-career-long 46-yard pass against Chicago (12/27/15)... Led the team in receptions (7) and receiving yards (84), along with a receiving touchdown in a 36-10 Buccaneers win (11/13/16).

S **Chris Conte**: Registered his first career interception returned for a touchdown on a 20-yard return, while also leading the team with seven tackles (11/13/16).

WR **Mike Evans**: Recorded a touchdown reception (11/23/14).

DE **William Gholston**: Tallied four tackles and a forced fumble, which was recovered by Tampa Bay and led to a Buccaneers touchdown (11/13/16).

CB **Brent Grimes**: Notched an interception in a Buccaneers win (11/13/16), totaling two passes defended.

WR **DeSean Jackson**: While a member of the Philadelphia Eagles caught eight passes for 107 yards and a touchdown (11/22/09)... Recorded five catches for 114 yards as a member of the Washington Redskins (12/24/16).

DT **Gerald McCoy**: In three career games against Chicago, has totaled 10 tackles, 2.5 sacks and a forced fumble.

DT **Clinton McDonald**: Recorded one sack and a fumble recovery (11/23/14)... Registered a sack in a Buccaneers victory (11/13/16).

RB **Charles Sims**: Totaled 117 yards from scrimmage (45 rushing, 72 receiving) and caught a 50-yard touchdown pass (12/27/15).

CB **Josh Robinson**: Registered an interception, returned 44 yards, as a member of the Minnesota Vikings (12/9/12).

DE **Noah Spence**: Recorded a sack and a forced fumble, which was recovered by Tampa Bay (11/13/16).

QB **Jameis Winston**: In two career games against Chicago, has completed 38-of-62 passes for 607 yards and four touchdowns, with a 102.0 passer rating.

REGULAR SEASON SUPERLATIVES VS. CHICAGO

INDIVIDUAL SINGLE-GAME HIGHS VS. CHICAGO

RUSHING YARDS

Yards	Player	Game
166	J. Wilder	@ 9/8/85
120	J. Eckwood	@ 9/30/79
119	W. Dunn	vs. 12/21/97
114	2 times, last R. Cobb	vs. 11/15/92
112	L. Tate	vs. 10/8/89

RUSHING TOUCHDOWNS

Number	Player	Game
2	L. Tate	vs. 10/8/89
1	28 times, last D. Martin	vs. 11/13/16

PASSING YARDS

Yards	Player	Game
407	B. Griese	@ 9/21/08
399	B. Johnson	vs. 11/18/01
367	D. Williams	vs. 1/2/83
350	D. Williams	vs. 12/20/80
346	S. DeBerg	vs. 10/6/85

PASSING TOUCHDOWNS

Number	Player	Game
3	4 times, last T. Rattay	@ 12/17/06
2	13 times, last J. Winston	vs. 11/13/16
1	23 times, last J. McCown	@ 11/23/14

RECEPTIONS

Number	Player	Game
12	2 times, last W. Dunn/K. Johnson	vs. 11/18/01
10	3 times, last A. Bryant	@ 9/21/08
9	L. Dawsey	@ 9/26/93
8	C. Magee	@ 12/7/86
7	5 times, last C. Brate	vs. 11/13/16

RECEIVING YARDS

Yards	Player	Game
164	M. Carrier	@ 11/19/89
143	C. Magee	@ 12/7/86
138	4 times, last A. Bryant	@ 9/21/08
119	K. Johnson	@ 12/16/01
117	V. Jackson	@ 11/23/14

RECEIVING TOUCHDOWNS

Number	Player	Game
2	J. Giles	vs. 1/2/83
1	59 times, last C. Brate/F. Martino	vs. 11/13/16

TEAM SINGLE-GAME HIGHS VS. CHICAGO

FIRST DOWNS

Number	Game
28	@ 9/21/08
27	vs. 10/8/89
26	vs. 11/18/01
25	@ 11/6/88
22	3 times, last vs. 11/13/16

TOTAL NET YARDS

Yards	Game
454	@ 9/21/08
451	vs. 12/20/80
450	@ 9/20/81
424	vs. 1/2/83
415	vs. 10/8/89

NET YARDS RUSHING

Yards	Game
220	vs. 9/20/98
214	@ 9/30/79
209	vs. 11/1/81
183	vs. 12/21/97
168	vs. 11/20/88

NET YARDS PASSING

Yards	Game
407	@ 9/21/08
395	vs. 11/18/01
346	vs. 10/6/85
344	vs. 12/20/80
325	vs. 1/2/83

RUSHING TOUCHDOWNS

Number	Game
3	2 times, last vs. 10/8/89
2	4 times, last vs. 11/18/01
1	16 times, last vs. 11/13/16

PASSING TOUCHDOWNS

Number	Game
3	4 times, last @ 12/17/06
2	15 times, last vs. 11/13/16
1	19 times, last @ 11/23/14

FORMER BUCCANEERS

- Bears Offensive Assistant **Ben McDaniels** spent two seasons in the same role with the Buccaneers (2012-13).
- Bears K **Connor Barth** played for the Buccaneers from 2009-2012 and again in 2015.
- Bears LS **Andrew DePaola** played for the Buccaneers from 2014-16.
- Bears QB **Mike Glennon** was originally drafted by the Buccaneers in the third round (73rd overall) of the 2013 NFL Draft and played for Tampa Bay from 2013-16.
- Bears TE **Zach Miller** spent time with Tampa Bay in 2013.
- Bears OL **Bradley Sowell** began his NFL career with the Buccaneers, signing with the team as an undrafted free agent in 2012.

FORMER BEARS

- Buccaneers Secondary Coach **Jon Hoke** played for the Chicago Bears (1980) and spent six seasons as the defensive backs coach (2009-14).
- Buccaneers Running Backs Coach **Tim Spencer** spent nine seasons in the same capacity for the Bears (2004-2012).
- Buccaneers Quarterbacks Coach **Mike Bajakian** served as an offensive quality control coach for the Bears from 2004-06.
- Buccaneers Head Athletic Trainer **Bobby Slater** spent 15 years with the Bears in numerous roles. Slater began as an assistant athletic trainer for three seasons (1999-2001), then became the director of rehabilitation for 10 years (2002-2011) and became the assistant head athletic trainer for two seasons (2012-2013).
- Buccaneers S **Chris Conte** was selected in the third round (93rd overall) of the 2011 NFL Draft by the Bears and played for the team from 2011-2014.
- Buccaneers RB **Jacquizz Rodgers** spent the 2015 season with the Chicago Bears.

COACHING CONNECTIONS

- Buccaneers Head Coach **Dirk Koetter**, Defensive Coordinator **Mike Smith** and Bears Linebackers Coach **Glenn Pires** were on the Atlanta Falcons' coaching staff together from 2012-14. Bears Head Strength and Conditioning Coach **Jason George** was on the Jacksonville Jaguars coaching staff with **Koetter** from 2009-11.
- Buccaneers Defensive Backs Coach **Brett Maxie** coached with Bears Offensive Coordinator **Dowell Loggains** and Quarterbacks Coach **Dave Ragone** with the Titans (2012-13). **Maxie** and Bears Defensive Backs Coach **Ed Donatell** coached together in Atlanta (2004-06).
- Buccaneers Secondary Coach **Jon Hoke** and Bears Defensive Coordinator **Vic Fangio** coached together with the Texans (2002-05).
- Buccaneers Offensive Line Coach **George Warhop** and Bears Special Teams Coordinator **Jeff Rodgers** coached together in San Francisco (2005-08).

PLAYER/COACH CONNECTIONS

- Buccaneers DE **Robert Ayers Jr.** played for Bears Head Coach **John Fox** and Defensive Line Coach **Jay Rogers** for three seasons with the Broncos (2009-13).
- Buccaneers Head Coach **Dirk Koetter** served as the Offensive Coordinator for the Jacksonville Jaguars when they selected Bears TE **Zach Miller** in the sixth round (180th overall) of the 2009 NFL Draft.
- Buccaneers QB **Ryan Fitzpatrick** played for the Titans when Bears Offensive Coordinator **Dowell Loggains** and Quarterbacks Coach **Dave Ragone** held their same respective roles in Tennessee (2013). **Fitzpatrick** also played for Bears Running Backs Coach **Curtis Modkins** while **Modkins** was the offensive coordinator in Buffalo (2010-12).

FLORIDA TIES

- Bears WR **Joshua Bellamy** is a native of St. Petersburg.
- Bears DL **Jonathan Bullard** played collegiately at Florida.
- Bears RB **Deon Bush** is a native of Miami and played collegiately at Miami.
- Bears DL **Eddie Goldman** played collegiately at Florida State.
- Bears LB **Christian Jones** is a native of Winter Park and played collegiately at Florida State University.
- Bears DB **Cre'Von LeBlanc** is a native of Palm Beach and played collegiately at Florida Atlantic.
- Bears LB **Pernell McPhee** is a native of Pahokee.
- Bears P **Pat O'Donnell** is a native of Lake Worth and played collegiately at Miami.
- Bears OL **Josh Sitton** is a native of Pensacola and played collegiately at Central Florida.
- Bears WR **Deonte Thompson** is a native of Belle Glade and played collegiately at Florida.
- Bears DE **Willie Young** is a native of Palm Beach Gardens.

ILLINOIS TIES

- Buccaneers Running Backs Coach **Tim Spencer** played one season (1985) for the Chicago Blitz of the former USFL league.
- Buccaneers Director of College Scouting **Mike Biehl** is a native of Champaign, Illinois and attended Illinois State.
- Buccaneers College Scout **Tony Hardie** spent time as the director of defensive quality control/player personnel assistant at Northwestern University and the cornerback coach/video coordinator at the University of Chicago.
- Buccaneers TE **Cameron Brate** is a native of Naperville.

CONNECTIONS

FORMER NFL TEAMMATES

- Buccaneers DE **Robert Ayers** (2014-15) played alongside Bears DB **Prince Amukamara** (2011-15) and S **Quintin Demps** (2014) with the New York Giants.
- Buccaneers DT **Chris Baker** (2011-16) and WR **Josh Bellamy** (2013) and **Tom Compton** (2012-15) were teammates in Washington.
- Buccaneers DE **Robert Ayers** (2009-13) and DT **Sealver Siliga** (2012) were teammates with Bears DL **Mitch Unrein** (2011-14) and LB **Danny Trevathan** (2012-15) with the Broncos.
- Buccaneers CB **Robert McClain** (2011) and P **Bryan Anger** (2012-15) were teammates with Bears TE **Zach Miller** (2009-11) in Jacksonville.
- Buccaneers K **Nick Folk** and Bears QB **Mark Sanchez** were teammates with the New York Jets (2010-12).
- Buccaneers OL **Evan Smith** (2009, 2011-13) and Bears OL **Josh Sitton** (2008-15) were teammates in Green Bay.
- Buccaneers QB **Ryan Fitzpatrick** and Bears WR **Kendall Wright** played together in Tennessee (2013).

FORMER COLLEGE TEAMMATES

- Buccaneers QB **Jameis Winston** (2012-14) and CB **Javien Elliott** (2015) were teammates with Bears DL **Eddie Goldman** (2012-14) at Florida State.
- Buccaneers T **Donovan Smith** (2011-14) and WR **Chris Godwin** (2014-16) were teammates with Bears DB **Adrian Amos** (2011-14) at Penn State.
- Buccaneers RB **Jacquizz Rodgers** and Bears WR **Markus Wheaton** were teammates at Oregon State (2009-10).
- Buccaneers RB **Charles Sims** (2013) played alongside Bears WR **Kevin White** (2013-14) and LB **Nick Kwiatkoski** (2012-15) at West Virginia.
- Buccaneers LB **Lavonte David** and Bears DB **Prince Amukamara** were teammates at Nebraska (2010).
- Buccaneers DE **William Gholston** (2010-12) and Bears TE **Dion Sims** (2009-12) were teammates at Michigan State.
- Buccaneers CB **Vernon Hargreaves III** and Bears DL **Jonathan Bullard** were teammates at Florida (2012-15).
- Buccaneers G **J.R. Sweezy** (2007-11) played alongside Bears QB **Mike Glennon** (2009-12) and LB **Willie Young** (2006-09) at North Carolina State (2009-11).
- Buccaneers TE **O.J. Howard** and Bears DB **Eddie Jackson** were teammates at Alabama (2013-16).



Dirk Koetter was named the 11th head coach in franchise history on January 15, 2016, after serving as offensive coordinator in 2015.

In his first season as an NFL head coach, Koetter led Tampa Bay to a 9-7 record, the team's most wins since 2010 and the second-most wins by any coach in their first season with the Buccaneers (Jon Gruden – 12).

Over the past two seasons, Koetter has helped guide the Buccaneers to one of the NFL's top offenses, ranking ninth in yards per game (361.1), having the sixth-highest third-down conversion rate (42.8 pct.) and totaling the sixth-most first downs (676) during that timeframe. The Buccaneers set a franchise record for third-down conversion rate in 2016 at 43.9 pct. Tampa Bay has posted consecutive seasons with at least 5,500 yards of offense for the first time in franchise history. The team has scored at least 340 points in each of the past two seasons, the first time they have reached that mark in back-to-back years. After scoring 342 points (sixth-most in team history) and 37 touchdowns (ninth-most) in 2015, the Buccaneers increased those numbers in 2016, scoring 354 points (fourth-most) and 41 touchdowns (third-most).

In 2016, Koetter continued to help with the development of quarterback Jameis Winston, who set single-season franchise records for passing yards (4,090) and passing touchdowns (28). Winston became the youngest player to throw for 50 touchdowns in NFL history and the first player in league history to throw for at least 4,000 yards in each of his first two seasons. Winston has the second-most passing yards by any player through their first two seasons and the fifth-most passing touchdowns.

Much of Winston's success came from throwing to wide receiver Mike Evans, who earned his first career Pro Bowl nod after recording 96 catches for 1,321 yards and 12 touchdowns. His 12 touchdown receptions tied Evans' own franchise record and tied for the second-most in the NFL in 2016, while his 1,321 receiving yards were the third-most in a season in team history and the fourth-most in the league last year. Evans' 96 receptions are the second-most ever by a Buccaneer and ranked sixth in the NFL last season.

The 2016 season also saw a breakout performance from tight end Cameron Brate, who tied for the NFL lead in touchdown catches by a tight end, with eight, which matched the highest mark ever by a Buccaneers tight end (Jimmie Giles, 1985). Brate was second on the team in both receptions (57) and receiving yards (660), both of which ranked in the top 10 in Buccaneers history for tight ends.

Koetter's first season also saw a defensive improvement, with the Buccaneers recording 29 takeaways, the third-highest mark in the NFL and an improvement from 23 the previous season. After allowing 26.1 points per game in 2015 (26th in the league), the 2016 team allowed only 23.1 points per game (15th in the league). Tampa Bay punter Bryan Anger also had the best punting season in team history in 2016, setting franchise records for punts inside the 20 (37 – tied for the third-most in the NFL) and net punting average (42.7, the fourth-best mark in the NFL).

In his first season with Tampa Bay (2015), Koetter helped pilot one of the most successful offenses in the NFL and one of the best in team history. The team set the franchise records for total yards (6,014 – 357.0 per game), while posting the second-most rushing yards (2,162 – 135.1 per game), the then-second-most passing yards (3,852 – 240.8 per game), along with the then-fifth-most total points (342 – 21.4 per game). Tampa Bay ranked fifth in the NFL in yards per game (375.9), fifth in rushing yards per game (135.1) and second in the league in rush average (4.75). It marked the first time in franchise history that the Buccaneers have finished in the top five in total offense.

Much of Tampa Bay's offensive success in 2015 came at the hands of rookie quarterback Jameis Winston, who accounted for 28 total touchdowns (22 passing, six rushing). Koetter also helped guide Winston to 4,042 passing yards, which were the second-most in a single season in team history and the third-most by a rookie in NFL history. Winston's 22 passing touchdowns were tied for the fourth-most in a single season in team history and the fourth-most by a rookie in NFL history. His six rushing touchdowns and 28 combined touchdowns were the most in a single season by a Buccaneers quarterback, while his 28 total touchdowns were tied for the third-most by a rookie in NFL history.

Prior to Koetter's arrival, the Buccaneers ranked 29th in rushing and tied for 29th in sacks allowed in 2014. In 2015, under Koetter's guidance, the unit completed an impressive turnaround. Despite starting two rookies on the offensive line, Tampa Bay still managed to block for the NFL's second-leading rusher (Doug Martin – 1,402 yards) and tied for the fourth-fewest sacks in the league. While Martin was a large part of the team's success running the ball, he was aided by running back Charles Sims, who totaled 1,090 scrimmage yards (107 rushes for 529 yards, 51 catches for 561 yards). Sims averaged 6.9 yards per touch, the most by any player in the NFL with at least 150 touches since 2011 (Darren Sproles in 2011, 7.6 avg.). Martin and Sims' combined 2,566 yards from scrimmage were the most by a running back duo in the NFL in 2015 and set a franchise record for backfield teammates.

Koetter also played a key role in revamping the Buccaneers' passing game. Part of the team's success passing the ball came from targeting top wide receiver Mike Evans, who caught 74 passes for 1,206 yards. His 1,206 yards are the seventh-most in a single season in team history and stood as the 11th-most in the league in 2015. Sims' 561 receiving yards were the fourth-most by a running back in the NFL in 2015, while his four receiving touchdowns set a franchise record and tied for the second-most in the league by a running back.

DIRK KOETTER

Koetter joined the Buccaneers after three seasons working as the offensive coordinator for the Atlanta Falcons (2012-14). During his three seasons with Atlanta, the team cumulatively ranked second in the NFL in completion percentage (67.4), third in third-down conversion percentage (44.1), fourth in passing yards (277.2 per game), ninth in passing touchdowns (86), ninth in passer rating (93.9), 10th in points (24.0 per game) and 10th in total yardage (363.5 per game), while posting the second-fewest penalties (243) and penalty yards (2,043), seventh-fewest turnovers (69) and the ninth-lowest interception percentage (2.4) in the league. Koetter was part of the Falcons staff that went 13-3 in 2012 and played in the NFC Championship Game.

Under Koetter, Falcons quarterback Matt Ryan posted three of the four highest passing yardage seasons in franchise history to that point, as well as three of the five highest completion percentage seasons. In 2012, Ryan set then-franchise records and personal bests in passing yards (4,719), completion percentage (68.6) and passing touchdowns (32), while recording the second-highest passer rating mark in Falcons history (99.1). Atlanta wide receivers also flourished under Koetter, with Julio Jones setting a then-franchise record and ranking third in the NFL in receiving yards in 2014 with 1,593 yards. In those three seasons, the Falcons had a different player lead the team in receiving yards each season (Roddy White, 2012; Harry Douglas, 2013; Jones, 2014).

While Koetter was in charge of the Falcons' offense, he coached three players to Pro Bowl appearances (Julio Jones, 2012, 2014; Tony Gonzalez, 2012-13; Matt Ryan, 2012), with Gonzalez earning first-team All-Pro honors in 2012. In his first season with Koetter in 2012, Gonzalez set a franchise record for receiving yards by a tight end, recording 93 catches for 930 yards – the most he had recorded in either category since 2008. That same season, Jones and White combined for 2,549 receiving yards, the most by a duo in the NFL.

Prior to joining the Falcons, Koetter spent five seasons as the offensive coordinator of the Jacksonville Jaguars (2007-11). In his five years with the Jaguars, the team cumulatively ranked third in the NFL in rushing yards (132.0 per game) and sixth in rushing average (4.41). Koetter's Jacksonville offenses also showed a penchant for taking care of the football, tallying the seventh-fewest turnovers in the league during that time.

Koetter had immediate success in Jacksonville, with his 2007 team setting franchise records in points (25.7 per game, sixth in the NFL) and total offense (357 yards per game, seventh in the NFL). In his first season as the starter, quarterback David Garrard ranked third in the NFL and set a franchise record in passer rating (102.2), throwing a league-low three interceptions, while leading the team to a Wild Card playoff berth and a win over the Pittsburgh Steelers. In 2008, Garrard threw for a career-best 3,620 yards and in 2010 he tossed 23 touchdowns, a career high and a franchise record.

While with the Jaguars, Koetter coached four different players to six Pro Bowl selections, including running back Maurice Jones-Drew, who earned three trips to the Pro Bowl and led the NFL in rushing in 2010 en route to earning an All-Pro selection. Koetter also helped tight end Mercedes Lewis earn a Pro Bowl berth following the 2010 season, when Lewis caught 10 touchdown passes, then tied for the most in a season in Jaguars history.

Before joining the Jaguars, Koetter spent 22 years at the collegiate level, the final six as the head coach at Arizona State (2001-06). In his six seasons with the Sun Devils, Koetter led the team to four bowl games, posting a 40-34 record. Working as both the head coach and offensive coordinator, he helped Arizona State average nearly 30 points per game over six seasons, while ranking in the top 20 in the nation in passing offense in five of his six years. In addition, five of the six Sun Devil teams during Koetter's tenure produced a 1,000-yard receiver and quarterbacks that threw for 20 or more touchdowns in five of six seasons.

Koetter's first head coaching opportunity came at Boise State, where he spent three seasons (1998-2000), finishing with a 26-10 record and two consecutive bowl wins. He was a two-time Big West Coach of the Year and two-time conference champion.

A native of Pocatello, Idaho, Koetter played collegiately at Idaho State (1978-81), helping his team to a Division I-AA national championship as a senior. He graduated with a bachelor's degree in physical education and earned a master's in athletic administration a year later. After getting his master's, he became the head coach at Highland (Idaho) High School, where he worked from 1983-84, going 19-4 and winning the 1984 state championship.

In 1985, Koetter worked as the offensive coordinator at San Francisco State and from 1986-88 was the offensive coordinator and quarterbacks coach at the University of Texas El-Paso. He then served as offensive coordinator/quarterbacks coach at Missouri from 1989-93 and offensive coordinator at Boston College (1994-95) and Oregon (1996-97).

Koetter, 58, and his wife, Kim, have two daughters, Kaylee and Kendra, and two sons, Derek and Davis.

DIRK KOETTER COACHING CAPSULE

Coaching Years in NFL: 11th year (2nd as Head Coach)

Buccaneers Head Coach: 2nd year

Regular Season Record: 9-7 (.563)

Postseason Record: 0-0 (N/A)

ASSISTANT COACHES

OFFENSE



Offensive Coordinator/Wide Receivers Coach **Todd Monken**

- **Experience:** 6th Year NFL, 2nd Year Buccaneers
- **Notes:** Tampa Bay averaged 346.4 yards per game in 2016, the third-highest mark in team history, while scoring 22.1 points per game, the fourth-most in team history.
- **Gameday Location:** Field



Quarterbacks Coach **Mike Bajakian**

- **Experience:** 6th Year NFL, 3rd Year Buccaneers
- **Notes:** QB Jameis Winston set single-season franchise records in passing yards (4,090) and passing touchdowns (28) in 2016.
- **Gameday Location:** Field



Assistant Offensive Line **Butch Barry**

- **Experience:** 3rd Year NFL, 3rd Year Buccaneers
- **Notes:** Helped coach a unit that saw second-year players guard Ali Marpet and tackle Donovan Smith each play every single snap for the Buccaneers.
- **Gameday Location:** Coaching Booth



Offensive Assistant **Skyler Fulton**

- **Experience:** 1st Year NFL, 1st Year Buccaneers
- **Notes:** Fulton, who worked with the Buccaneers in the 2016 preseason and during the final weeks of the regular season, enters his first full season as a coach with the team.
- **Gameday Location:** Field



Offensive Quality Control **Zack Grossi**

- **Experience:** 4th Year NFL, 4th Year Buccaneers
- **Notes:** After spending time with the personnel department (2014-15) and as assistant to the head coach (2016), Grossi enters his first season as offensive quality control.
- **Gameday Location:** Coaching Booth



Running Backs Coach **Tim Spencer**

- **Experience:** 13th Year NFL, 4th Year Buccaneers
- **Notes:** Helped coach Jacquizz Rodgers to a career-high and team-leading 560 rushing yards, including his first two career 100-yard games, in 2016.
- **Gameday Location:** Field



Tight Ends Coach **Ben Steele**

- **Experience:** 5th Year NFL, 4th Year Buccaneers
- **Notes:** Enters his first season as the tight ends coach in 2017, after spending the previous three seasons as offensive quality control with the Buccaneers.
- **Gameday Location:** Field

OFFENSE (CONT.)



Run Game Coordinator/Offensive Line Coach **George Warhop**

- **Experience:** 22nd Year NFL, 4th Year Buccaneers
- **Notes:** Helped coach an offense that converted a franchise-record 43.9 percent of third-down attempts, the sixth-highest mark in the NFL..
- **Gameday Location:** Field



Asst. Wide Receivers Coach/Game Management **Andrew Weidinger**


- **Experience:** 10th Year NFL, 2nd Year Buccaneers
- **Notes:** WR Mike Evans had career highs in receptions (96), receiving yards (1,321) and receiving touchdowns (12), earning his first career Pro Bowl selection..
- **Gameday Location:** Coaching Booth

DEFENSE




Defensive Coordinator **Mike Smith**

- **Experience:** 18th Year NFL, 2nd Year Buccaneers
- **Notes:** Forced 29 takeaways last season, the third-highest mark in the NFL, including 17 interceptions ,the fourth-most in the league.
- **Gameday Location:** Coaching Booth



Defensive Quality Control **Dave Borgonzi**

- **Experience:** 7th Year NFL, 4th Year Buccaneers
- **Notes:** Assisted a Buccaneers' defense that held opponents to a league-low 34.4 percent third-down conversion rate, the best mark by a Buccaneers defense since 2003.
- **Gameday Location:** Coaching Booth



Defensive Assistant **Danny Breyer**

- **Experience:** 3rd Year NFL, 2nd Year Buccaneers
- **Notes:** Breyer spent the 2016 season as a football analytics assistant. He enters his first season as a defensive assistant in 2017.
- **Gameday Location:** Field



Linebackers Coach **Mark Duffner**

- **Experience:** 21st Year NFL, 2nd Year Buccaneers
- **Notes:** LB Lavonte David was voted as a Pro Bowl alternate, while tying for the NFL lead in tackles for loss, with 17.
- **Gameday Location:** Field



Defensive Line Coach **Jay Hayes**

- **Experience:** 19th Year NFL, 2nd Year Buccaneers
- **Notes:** DT Gerald McCoy earned his fifth consecutive Pro Bowl selection after recording a team-leading 7.0 sack, the fourth-most in the NFL among defensive tackles.
- **Gameday Location:** Field

ASSISTANT COACHES (CONT.)

DEFENSE (CONT.)



Secondary Coach **Jon Hoke**

- **Experience:** 15th Year NFL, 2nd Year Buccaneers
- **Notes:** Tampa Bay's secondary was responsible for 14 of the team's 17 interceptions, with CB Brent Grimes and S Keith Tandy tying for the team lead in interceptions with four.
- **Gameday Location:** Field



Defensive Backs Coach **Brett Maxie**

- **Experience:** 17th Year NFL, 2nd Year Buccaneers
- **Notes:** CB Brent Grimes was named a Pro Bowl alternate in 2016, after leading the NFL in passes defended, with 24.
- **Gameday Location:** Coaching Booth



Assistant Defensive Line Coach **Paul Spicer**

- **Experience:** 5th Year NFL, 3rd Year Buccaneers
- **Notes:** Assisted in the development of rookie DE Noah Spence, who notched 5.5 sacks and three forced fumbles in his debut campaign.
- **Gameday Location:** Coaches Booth

SPECIAL TEAMS



Special Teams Coordinator **Nate Kaczor**

- **Experience:** 9th Year NFL, 1st Year Buccaneers
- **Notes:** P Bryan Anger set Buccaneers records for both punts inside the 20 (37) and net punting average (42.7).
- **Gameday Location:** Field



Assistant Special Teams Coach **Carlos Polk**

- **Experience:** 8th Year NFL, 4th Year Buccaneers
- **Notes:** During Polk's first three seasons as assistant special teams coach (2014-16), Tampa Bay has allowed only 5.5 yards per punt return, the lowest mark in the league during that time.
- **Gameday Location:** Field

ACTIVE ROSTER BREAKDOWN

Oldest Buccaneer: QB Ryan Fitzpatrick, 34, born 11/24/1982
Youngest Buccaneer: WR Chris Godwin, 21, born 2/27/1996
Tallest Buccaneer: T Demar Dotson, 6-9
Shortest Buccaneers: RB Jacquizz Rodgers, 5-6
Heaviest Buccaneer: DT Sealver Siliga, 345
Lightest Buccaneer: WR DeSean Jackson, WR Bernard Reedy, 175
Most Seasons as a Buccaneer: T Demar Dotson, 9, joined in 2009
Most NFL Seasons: 13: QB Ryan Fitzpatrick

Former First-Round Picks: 7, R. Ayers (18th), M. Evans (7th), V. Hargreaves III (11th), O.J. Howard (19th), G. McCoy (3rd), J. Winston (1st)

Former Pro Bowlers: 8: M. Evans, B. Grimes, L. David, D. Jackson, D. Martin, G. McCoy, T.J. Ward, J. Winston

Buccaneers with SB Exp.: 7:
 R. Ayers (XLIX w/DEN); R. McClain (50 w/CAR);
 C. McDonald (XLVIII w/SEA); S. Siliga (XLIX w/NE);
 E. Smith (XLV w/GB); J.R. Sweezy (XLVIII & XLIX w/SEA)
 T.J. Ward (50 w/DEN)

College With Most Buccaneers: Florida State & West Virginia tied, 3 each

Conference With Most Buccaneers: SEC, 11:
 Alabama (O.J. Howard), Auburn (Peyton Barber),
 Florida (Vernon Hargreaves), LSU (Kwon Alexander, Kendall Beckwith)
 Missouri (Jacquies Smith), Tennessee (Robert Ayers, Luke Stocker),
 Texas A&M (Justin Evans, Mike Evans)

Buccaneers not from Division I: 4
 TE Antony Auclair (Laval); CB Brent Grimes (Shippensburg);
 G Ali Marpet (Hobart); T Leonard Wester (Missouri Western)

State that produced most Buccaneers: Florida, 9:
 Lavonte David (Miami), Javien Elliott (Panama City)
 Nick Folk (Hollywood), Adarius Glanton (Bartow)
 Vernon Hargreaves III (Tampa), Kevin Pamphile (Miami)
 Bernard Reedy (St. Petersburg), Josh Robinson (Sunrise)
 Garrison Sanborn (Tampa)

TEAM CAPTAINS

Offense

Mike Evans (1st year)
 Jameis Winston (2nd year)

Defense

Kwon Alexander (1st year)
 Lavonte David (4th year)
 Gerald McCoy (6th year)

Special Teams

Josh Robinson (1st year)

JOHN FOX



John Fox is in his third season with the Chicago Bears after being named the 15th head coach in franchise history on January 16, 2015.

Fox has 15 years of NFL head coaching experience at Carolina (2002-10), Denver (2011-14) and Chicago (2015-16). As an NFL head coach, Fox has a 128-112 (.533) regular season record, six division titles, six double-digit win seasons and seven playoff appearances.

In the postseason, Fox has amassed an 8-7 (.533) record as a head coach with three conference championship game appearances leading to two trips to the Super Bowl (XXXVIII with Carolina in 2003 and XLVIII with Denver in 2013). He is one of six coaches in NFL history to lead two different teams to Super Bowl appearances along with Don Shula, Bill Parcells, Dan Reeves, Dick Vermeil and Mike Holmgren. Fox ranks third among active NFL head coaches with 136 overall wins and his six seasons with at least 11 wins are third most among active head coaches.

Before coming to Chicago, Fox spent four seasons in Denver, guiding the Broncos to four division titles, joining Chuck Knox (L.A. Rams) as the only coaches in NFL history to lead their respective team to four division titles in their first four years with the franchise. Denver's regular season record of 46-18 (.719) from 2011-14 was third best in the NFL and they were one of only three teams to win four division titles in that span (Green Bay & New England).

Prior to his time with the Broncos, Fox spent nine years as head coach of the Carolina Panthers. He led the franchise to a 73-71 (.507) regular-season record, including three playoff appearances and two NFL South titles. The Panthers went 5-3 in the postseason under Fox, including winning four road playoff games, while appearing in two NFC Championship Games and earning the franchise's first Super Bowl appearance.

Fox came to Carolina from the New York Giants, where he spent five seasons (1997-2001) as the team's defensive coordinator. The Giants made the playoffs twice in Fox's five seasons as defensive coordinator, including a trip to Super Bowl XXXV following the 2000 season.

Before going to New York, Fox spent the 1996 season as a consultant for the St. Louis Rams after two years as the Raiders defensive coordinator. Fox got his start in the NFL as a secondary coach with the Pittsburgh Steelers (1989-91) and the San Diego Chargers (1992-93).

Fox got his coaching start at his alma mater, San Diego State, in 1978 as a graduate assistant. He worked as a defensive backs/secondary coach at U.S. International (1979), and collegiate coaching stints at Boise State (1980), Long Beach State (1981), Utah (1982), Kansas (1983) and Iowa State (1984) before working on the coaching staff of the USFL's Los Angeles Express in 1985. He rejoined the collegiate coaching ranks in 1986 as a defensive coordinator/secondary coach at Pittsburgh (1986-88).

A native of Virginia Beach, Va., Fox attended Castle Park High School (Chula Vista, Calif.). He played defensive back at Southwestern Junio College in Chula Vista (1974-75), before transferring to San Diego State to finish his collegiate career. He graduated with a degree in physical education and a secondary education teaching credential.

The son of Ron Fox, John and his wife, Robin, have three sons: Matthew, Mark and Cody, and a daughter, Halle.

JOHN FOX COACHING CAPSULE

Coaching Years in NFL: 29th year (16th as Head Coach)

Bears Head Coach: 3rd year

Regular Season Record: 128-112 (.533); w/Bears: 9-23 (.281)

Postseason Record: 8-7 (.533)

CHICAGO ASSISTANT COACHES

Offensive Coordinator	Dowell Loggains
Running Backs	Curtis Modkins
Wide Receivers	Zach Azzanni
Quarterbacks	Dave Ragone
Offensive Line.....	Jeremiah Washburn
Tight Ends	Frank Smith
Offensive Line Assistant.....	Ben Wilkerson
Offensive Assistant.....	Ben McDaniels
Offensive Assistant.....	John Dunn
Defensive Coordinator	Vic Fangio
Defensive Quality Control	Sean Desai
Defensive Backs.....	Ed Donatell
Asst. Defensive Backs.....	Roy Anderson
Outside Linebackers	Brandon Staley
Linebackers.....	Glenn Pires
Defensive Line.....	Jay Rodgers
Special Teams Coordinator	Jeff Rodgers
Asst. Special Teams	Derius Swinton
Head Strength & Conditioning	Jason George
Asst. Strength & Conditioning.....	Rick Perry
Asst. Strength & Conditioning.....	Pierre Ngo
Strength & Conditioning Assistant.....	Joe Distor

KOETTER/FOX MATCH-UP

- Head Coach **Dirk Koetter** is 1-0 against the Chicago Bears and Head Coach **John Fox**.

- Fox is 13-8 all-time against the Tampa Bay Buccaneers (10-7 with Carolina, 1-0 with Denver, 2-1 with Chicago).

JASON LIGHT

Jason Licht was named the fifth general manager of the Tampa Bay Buccaneers on January 21, 2014. Now in his 22nd NFL season, including one as a coach, Licht has had a proven track record of success. Since joining the Miami Dolphins front office in 1995, teams that Licht has been a part of have won over 53 percent of their games, including eight seasons with double-digit victories, while making nine playoff appearances and winning eight division titles, four conference championships and one Super Bowl title. Below is a breakdown of Licht's Year-by-Year record as a personnel member/coach.

JASON LIGHT - YEAR-BY-YEAR RECORD AS PERSONNEL MEMBER/COACH

Year	Team	W	Pct.	Playoffs	Pct.	Result
1995	Miami	9-7	.563	0-1	0.00	3rd in AFC East, Reached Wild Card Playoffs
1996*	Miami	8-8	.500	0-0	-	4th in AFC East
1998	Carolina	4-12	.250	0-0	-	4th in NFC West
1999	New England	8-8	.500	0-0	-	5th in AFC East
2000	New England	5-11	.313	0-0	-	5th in AFC East
2001	New England	11-5	.688	3-0	1.000	1st in AFC East, Won SB XXXVI
2002	New England	9-7	.563	0-0	-	2nd in AFC East
2003	Philadelphia	12-4	.750	1-1	.500	1st in NFC East, Reached Conference Championship
2004	Philadelphia	13-3	.813	2-1	.666	1st in NFC East, Reached Super Bowl XXIX
2005	Philadelphia	6-10	.375	0-0	-	4th in NFC East
2006	Philadelphia	10-6	.625	1-1	.500	1st in NFC East, Reached Divisional Playoffs
2007	Philadelphia	8-8	.500	0-0	-	4th NFC East
2008	Arizona	9-7	.563	3-1	.750	1st in NFC West, Reached Super Bowl XLIII
2009	New England	10-6	.625	0-1	.000	2nd in AFC East, Reached Wild Card Playoffs
2010	New England	14-2	.875	0-1	.000	1st in AFC East, Reached Divisional Playoffs
2011	New England	13-3	.813	2-1	.666	1st in AFC East, Reached Super Bowl XLVI
2012	Arizona	5-11	.313	0-0	-	4th in NFC West
2013	Arizona	10-6	.625	0-0	-	3rd in NFC West
2014	Tampa Bay	2-14	.125	0-0	-	4th NFC South
2015	Tampa Bay	6-10	.400	0-0	-	4th NFC South
2016	Tampa Bay	9-7	.533	0-0	-	2nd NFC South
TOTALS		181-155	.539	12-8	.600	9 playoff appearances, 7 Division Championships 4 Conference Championships, 1 Super Bowl Championship

*Licht worked as an offensive assistant/quality control coach for Miami this season.

NOTABLE PLAYERS DRAFTED WITH LIGHT

Below is a list of players who have earned postseason honors after being drafted by a team that Licht worked for:

Name, Pos.	Drafted	Team	Notes
Damien Woody, OL	1999 (1st Rd., 17th overall)	New England Patriots	2002 Pro Bowl, 2x SB Champion (XXXVI, XXXVIII)
Kevin Faulk, RB	1999 (2nd Rd., 46th overall)	New England Patriots	Patriots All-2000s Team, 50th Anniversary Team
Tom Brady, QB	2000 (6th Rd., 199th overall)	New England Patriots	2x NFL MVP, 3x Super Bowl MVP
Richard Seymour, DE	2001 (1st Rd., sixth overall)	New England Patriots	NFL 2000s All-Decade Team, 7x Pro Bowl, 5x All-Pro
Matt Light, T	2001 (2nd Rd., 48th overall)	New England Patriots	3x Pro Bowl, All-Pro (2001)
Shawn Andrews, G	2004 (1st Rd., 16th overall)	Philadelphia Eagles	Eagles 75th Anniversary Team, 3x Pro Bowl, 2x All-Pro
Trent Cole, DE	2005 (5th Rd., 146th overall)	Philadelphia Eagles	2x Pro Bowl, All-Pro (2009), 2x Top 100 Player Choice
DeSean Jackson, WR	2008 (2nd Rd., 49th overall)	Philadelphia Eagles	3x Pro Bowl, PFWA All-NFC & 2nd-Team All-Pro (2009)
Julian Edelman, WR	2009 (7th Rd., 232nd overall)	New England Patriots	SB Champion (XLIX), #91 on Top 100 Players (2015)
Devin McCourty, DB	2010 (1st Rd., 27th overall)	New England Patriots	SB Champion (XLIX), 2x All-Pro, Pro Bowl (2010)
Rob Gronkowski, TE	2010 (2nd Rd., 42nd overall)	New England Patriots	SB Champion (XLIX), 4x Pro Bowl, 4x All-Pro
Nate Solder, T	2011 (1st Rd., 17th overall)	New England Patriots	SB Champion (XLIX), 2011 All-Rookie Selection
Chandler Jones, DE	2012 (1st Rd., 21st overall)	New England Patriots	SB Champion (XLIX), Pro Bowl (2015)
Tyrann Mathieu, DB	2013 (3rd Rd., 69th overall)	Arizona Cardinals	All-Pro & Pro Bowl (2015), PFWA All-Rookie Selection
Mike Evans, WR	2014 (1st Rd., seventh overall)	Tampa Bay Buccaneers	All-Pro & Pro Bowl (2017), PFWA All-Rookie Selection,
Jameis Winston, QB	2015 (1st Rd., first overall)	Tampa Bay Buccaneers	Pro Bowl (2016), PFWA All-Rookie Selection
Donovan Smith, T	2015 (2nd Rd., 34th overall)	Tampa Bay Buccaneers	PFWA All-Rookie Selection
Ali Marpet, G	2015 (2nd Rd., 61st overall)	Tampa Bay Buccaneers	PFWA All-Rookie Selection
Kwon Alexander, LB	2015 (4th Rd., 124th overall)	Tampa Bay Buccaneers	PFWA All-Rookie Selection
Vernon Hargreaves III, CB	2016 (1st Rd., 11th overall)	Tampa Bay Buccaneers	PFWA All-Rookie Selection

NEW FREE AGENTS ON THE 2017 TAMPA BAY BUCCANEERS


2017 NOTABLE FREE AGENTS



DT **Chris Baker** comes to Tampa Bay after spending the past five seasons with the Washington Redskins (2012-16). Prior to his time with Washington, Baker saw time with the Denver Broncos and Miami Dolphins. In his career, Baker has played in 78 regular season games, with 42 starts, totaling 181 tackles (26 for loss), 11.5 sacks, five passes defended, five forced fumbles and two fumble recoveries.

In 2015, Baker earned the Sam Huff Defensive Player of the Year award from the Washington Redskins Alumni Association after posting career highs in sacks (6.0), quarterback hits (17), tackles for loss (10), forced fumbles (three) and fumble recoveries (two).

Per Stats, Inc., Baker has 64.5 combined quarterback knockdowns and hurries over the past two seasons. Dating back to 2015, Baker is one of six NFL players to post 100+ tackles, 9+ sacks, and 5+ forced fumbles, joining Khalil Mack, Von Miller, Carlos Dunlap, Melvin Ingram and Brandon Graham.



WR **DeSean Jackson** comes to Tampa Bay after spending the past three seasons with the Washington Redskins (2014-16). Prior to his time with Washington, Jackson spent six seasons with the Philadelphia Eagles (2008-13). In his nine-year career, Jackson has started 123-of-126 regular season games played, catching 498 passes for 8,819 yards and 46 touchdowns.

A three-time Pro Bowl selection (2009, 2010, 2013) and a 2009 second-team Associated Press All-Pro selection (kick returner), Jackson's 8,819 receiving yards are the fifth-most since he entered the league in 2008 (Calvin Johnson, Brandon Marshall, Larry Fitzgerald, Andre Johnson). Among players with 100 career games played, Jackson ranks 15th in league annals with a 70.0 receiving yards per game average. A veteran of postseason play, Jackson has also started all seven playoff contests he has played, catching 21 passes for 338 yards and two touchdowns.

Known for his big-play ability, Jackson is one of five players since the 1970 merger to account for 26 career touchdowns of 50+ yards, joining Jerry Rice (36), Randy Moss (29), Terrell Owens (26) and Steve Smith (26). Only Rice (23) has more than Jackson's 22 touchdowns of 60+ yards.

Since 2008, Jackson's 112 receptions of 25+ yards, 37 receptions of 50+ yards and 17.7 yards per reception average (min. 60 career catches) all lead the NFL. The 37 catches of 50+ yards are 14 more than any other player during that span, while his five 1,000-yard receiving seasons and 32 100-yard receiving games are each tied for the fifth-most. Additionally, his per catch averages in 2010 (22.5) and 2014 (20.9) rank second and fourth, respectively, among all single seasons over that nine-year period.

Showcasing his versatility, Jackson has also rushed 61 times for 380 yards (6.2 avg.) and three touchdowns and returned 134 punts for 1,289 yards and four touchdowns. In 2010, Jackson became the first player selected to the Pro Bowl at two different positions in the same year when he was chosen as a wide receiver and a return specialist.




S **T.J. Ward** spent the past three seasons (2014-16) with the Denver Broncos, earning Pro Bowl selections following the 2014 & 2015 seasons. He was also a member of the Broncos' Super Bowl 50 championship team. During his three seasons in Denver, Ward was a lynchpin of one of the most successful defenses in football, with the Broncos ranking first in passing yards allowed per game (203.6), second in yards allowed per game (301.5) and fifth in points allowed per game (19.7).

Ward originally entered the NFL as a second-round pick (38th overall) of the Cleveland Browns in 2010. He spent his first four seasons with Cleveland (2010-13), earning a Pro Bowl selection following the 2013 season, before joining Denver as an unrestricted free agent in 2014. In his career, he has started all 95 regular season games he has played in, totaling 545 tackles (28 for loss), 41 passes defended, 10 forced fumbles, 8.5 sacks, eight interceptions (returned 211 yards, one touchdown) and three fumble recoveries. Ward has also started all four postseason contests he has played in, registering 19 tackles, three passes defended, one fumble recovery and one interception. His postseason interception and fumble recovery each came in Super Bowl 50, helping secure a Broncos victory.

2017 TAMPA BAY BUCCANEERS DRAFT CLASS

2017 DRAFT PICKS



TE **O.J. Howard** was chosen 19th overall out of the University of Alabama, where he started 37-of-57 career games played, including 28 of the final 30 in his collegiate career. He recorded 114 receptions for 1,726 yards and seven touchdowns as a member of the Crimson Tide. In two College Football Playoff National Championship Games against Clemson, Howard totaled nine receptions for 314 yards and three touchdowns, winning the MVP award for his efforts in the 2015 contest. As a senior in 2016, Howard was named first-team All-American by Pro Football Focus and was a third-team selection by the Associated Press, while earning second-team All-SEC honors from both the coaches and the AP. He was a finalist for the John Mackey Award, given annually to the nation's best tight end. A native of Prattville, Alabama, he attended Autauga Academy.



S **Justin Evans** was chosen 50th overall out of the Texas A&M, where he played in 25 games over two seasons (2015-16), totaling 165 tackles, 14 passes defended and five interceptions, while returning 17 kickoffs for 474 yards. In 2016, he led the Aggies with four interceptions, while adding 87 tackles and 10 passes defended, earning second-team All-SEC honors.

Prior to his time at Texas A&M, Evans spent two seasons at Mississippi Gulf Coast Community College, where he tallied 86 tackles, 13 passes defended and six interceptions, with two returned for touchdowns. Evans earned first-team all-conference honors during his final season at Mississippi Gulf Coast.



WR **Chris Godwin** was selected 84th overall out of Penn State, where he was one of the most prolific receivers in school history, finishing seventh in receptions (153), fourth in receiving yards (2,404) and tied for fourth in receiving touchdowns (18). As a true junior in 2016, Godwin started all 14 games for the Nittany Lions, catching 11 touchdown passes, the second-most in a single season in school history, helping him earn third-team All-Big Ten honors from the conference's media and honorable mention All-Big Ten from the conference's coaches.

As a true sophomore (2015), Godwin had a career-high 1,101 receiving yards, the second-most in a single season in Penn State history. He earned second-team All-Big Ten honors from the conference's media and the Associated Press, while earning third-team All-Big Ten honors from the conference's coaches.



LB **Kendell Beckwith** was the second of Tampa Bay's two third-round picks, chosen 107th overall out of Louisiana State. He played in 47 career games, with 29 starts, totaling 263 tackles, 24.5 tackles for loss, eight passes defended, 7.5 sacks, three forced fumbles, one fumble recovery and one interception. As a senior (2016), Beckwith earned third-team All-America honors from the Associated Press and was named first-team All-SEC by the conference's coaches after leading the Tigers and ranking second in the SEC with 9.1 tackles per game.



DT **Stevie Tu'ikolovatu (IR)** was selected 223rd overall out of USC, where he played the 2016 season after transferring from Utah. In his collegiate career, the Salt Lake City, Utah, native played in 38 games, with 14 starts, totaling 89 tackles (nine for loss), four fumble recoveries, three passes defended and two tackles for loss. In his lone season with the Trojans, Tu'ikolovatu was named second-team All-Pac-12 and earned Rose Bowl defensive player of the game honors after leading the team with eight tackles in a win over Penn State.

2017 NFL DRAFT SELECTIONS (6)

RD.	NO.	PLAYER	POS.	HT.	WT.	COLLEGE
1	19	O.J. Howard	TE	6-6	251	Alabama
2	50	Justin Evans	S	6-0	199	Texas A&M
3	84	Chris Godwin	WR	6-1	209	Penn State
3	107	Kendell Beckwith	LB	6-2	243	LSU
5	162	Jeremy McNichols	RB	5-9	214	Boise State
7	223	Stevie Tu'ikolovatu	DT	6-1	320	USC



HONOR ROLL

Below is a look at awards and honors Buccaneers players received for the 2016 season.

LB KWON ALEXANDER

- **2017 Pro Bowl Alternate** - Led the NFL with 108 solo tackles and tied for third in the league with 145 total tackles. Added 12 tackles for loss, 3.0 sacks, one interception (returned for a touchdown), one forced fumble, one fumble recovery and seven passes defended. He was the only player in the NFL to register at least 130 tackles, 3.0 sacks, five passes defended and one interception.

P BRYAN ANGER

- **2017 Pro Bowl Alternate** - Ranked fourth in the NFL with a 42.7 net punting average and tied for third with 37 punts inside the 20, both of which set Buccaneers franchise records.
- **NFC Special Teams Player of the Week (Week 17, 2016)** - Placed all five punts inside the 20-yard line, tying a league high and leading the NFC for the week. He also had a net average of 45.8 yards, the third-highest mark in the league, while allowing zero punt return yards.

LB LAVONTE DAVID

- **2016 Second-Team All-Pro Selection**
- **2017 Pro Bowl Alternate** - Tied for the league lead with 17 tackles for loss, the most among linebackers. Added 87 tackles, 5.0 sacks, one interception (returned for a touchdown), four passes defended, four forced fumbles and two fumble recoveries. His four forced fumbles tied for seventh in the NFL. He was the only player in the league with at least

WR MIKE EVANS

- **2016 Second-Team All-Pro Selection**
- **2017 Pro Bowl Selection** - Tied for second in the NFL in touchdown receptions (12), while recording the fourth-most receiving yards (1,321) and the sixth-most receptions (96). His 12 touchdowns receptions tied for the most in a single season in team history while his 96 receptions ranked second and his 1,321 receiving yards are the third-most in a single season in franchise history.

CB BRENT GRIMES

- **2017 Pro Bowl Alternate** - Led the NFL with 24 passes defended, while adding 57 tackles, one forced fumble and tying for the team lead with four interceptions (one returned for a touchdown).

DT GERALD MCCOY

- **2016 Second-Team All-Pro Selection**
- **2017 Pro Bowl Selection** - Recorded 34 tackles (five for loss), 7.0 sacks, three fumble recoveries, two forced fumbles and five passes defended. His 7.0 sacks ranked fourth among all NFL defensive tackles. One of three defensive tackles with seven or more sacks and five or more passes defended (also Calais Campbell and Aaron Donald).

DE NOAH SPENCE

- **NFL Defensive Rookie of the Month (November 2016)** - Recorded 11 tackles, 2.5 sacks and two forced fumbles in November. Two forced fumbles were tied for second-most in NFL, while 2.5 were most among rookies.
- **Pepsi Rookie Of The Week (Week 12 vs. SEA, 2016)** - Totaled five tackles, 1.5 sacks and one forced fumble.

S KEITH TANDY

- **Castrol EDGE Clutch Performer Of The Week (Week 14 vs. NO, 2016)** - Recorded a game-clinching interception with under a minute remaining in Tampa Bay's 16-11 victory over the New Orleans Saints. Tandy also led the Buccaneers with nine tackles and adding three passes defended, including a pass deflection that was intercepted by cornerback Brent Grimes. Tandy's interception against New Orleans was his second consecutive game-winning interception, after doing so in Week 13 against the San Diego Chargers.

QB JAMEIS WINSTON

- **NFC Offensive Player of the Week & FedEx Air Player of the Week (Week 1, 2016)** - Completed 23-of-32 passes (71.9 pct.) for 281 yards and four touchdowns, for a passer rating of 125.1. Ranked third in the league in Week 1 in passer rating, fifth in completion percentage and tied for the NFL lead in passing touchdowns.

FAMOUS JAMEIS

QB **Jameis Winston** was taken first overall by the Tampa Bay Buccaneers and in his first two seasons managed to distinguish himself as one of the top passers in franchise history. In 2016, Winston set team records for both passing touchdowns and passing yards, while helping guide the team to a 9-7 record, only two years after inheriting a team that had gone 2-14.

BUCCANEERS SINGLE SEASON PASSING YARD LEADERS

Rank	Player	Year	Passing Yards
1.	Jameis Winston	2016	4,090
2.	Josh Freeman	2012	4,065
3.	Jameis Winston	2015	4,042
4.	Brad Johnson	2003	3,811
5.	Josh Freeman	2011	3,592
6.	Doug Williams	1981	3,563
7.	Steve DeBerg	1984	3,554
8.	Josh Freeman	2010	3,451
9.	Brad Johnson	2001	3,406
10.	Doug Williams	1980	3,396

BUCCANEERS SINGLE SEASON PASSING TOUCHDOWN LEADERS

Rank	Player	Year	Passing TD
1.	Jameis Winston	2016	28
2.	Josh Freeman	2012	27
3.	Brad Johnson	2003	26
4.	Josh Freeman	2010	25
5.	Brad Johnson	2002	22
5.	Jameis Winston	2015	22
7.	Trent Dilfer	1997	21
7.	Trent Dilfer	1998	21
9.	Brian Griese	2004	20
9.	Vinny Testaverde	1989	20
9.	Doug Williams	1980	20

Winston's 28 touchdown passes in 2016 were tied for the seventh-most in the NFL.

2016 NFL PASSING TOUCHDOWN LEADERS

Rank	Player (Team)	Pass TD
1.	Aaron Rodgers (GB)	40
2.	Matt Ryan (ATL)	38
3.	Drew Brees (NO)	37
4.	Philip Rivers (SD)	33
5.	Andrew Luck (IND)	31
6.	Ben Roethlisberger (PIT)	29
7.	Jameis Winston (TB)	28
7.	Derek Carr (OAK)	28
7.	Tom Brady (NE)	28
10.	Eli Manning (NYG)	26
10.	Marcus Mariota (TEN)	26
10.	Carson Palmer (ARI)	26

In his first two seasons, Winston totaled 8,132 passing yards, the second-most ever by a player in their first two seasons, while throwing for 50 touchdowns, the fifth-most ever by a player in their first two seasons.

MOST PASSING YARDS BY A PLAYER IN HIS FIRST TWO SEASONS

Rank	Player	Yards
1.	Andrew Luck (IND, 2012-13)	8,196
2.	Jameis Winston (TB, 2015-16)	8,132
3.	Cam Newton (CAR, 2011-12)	7,920
4.	Peyton Manning (IND, 1998-99)	7,874
5.	Blake Bortles (JAC, 2014-15)	7,336
6.	Dan Marino (MIA, 1983-84)	7,294
7.	Derek Carr (OAK, 2014-15)	7,257
8.	Ryan Tannehill (MIA, 2012-13)	7,207
9.	Andy Dalton (CIN, 2011-12)	7,067
10.	Drew Bledsoe (NE, 1993-94)	7,049

MOST TOUCHDOWN PASSES BY A PLAYER IN HIS FIRST TWO SEASONS

Rank	Player	No.
1.	Dan Marino (MIA, 1983-84)	68
2.	Derek Carr (OAK, 2014-15)	53
3.	Peyton Manning (IND, 1998-99)	52
3.	Russell Wilson (SEA, 2012-13)	52
5.	Jameis Winston (TB, 2015-16)	50
6.	Andy Dalton (CIN, 2011-12)	47
7.	Blake Bortles (JAC, 2014-15)	46
7.	Andrew Luck (IND, 2012-13)	46
9.	Marcus Mariota (TEN, 2015-16)	45
10.	Otto Graham (CLE, 1946-47)	42

Against the L.A. Rams in 2016 (9/25/16), Winston threw for a career-high 405 passing yards, the fifth-highest single-game mark in franchise history.

MOST SINGLE-GAME PASSING YARDS - (Team History)

Player	Opponent-Date	Pass Yds
1. Doug Williams	at MIN-11/16/80	486
2. Vinny Testaverde	at IND-10/16/88	469
3. Josh Freeman	vs. NO-10/21/12	420
4. Brian Griese	at CHI-9/21/08	407
5. Jameis Winston	vs. LAR-9/25/16	405

FAMOUS JAMEIS

WINSTON IN BUCCANEERS HISTORY

Despite having only played two seasons, Winston is already one of the most accomplished passers in team history, ranking seventh in passing yards and passing touchdowns in franchise history.

MOST PASSING YARDS (Team History)

Rank	Player	Yards
1.	Vinny Testaverde, 1987-92	14,820
2.	Josh Freeman, 2009-13	13,534
3.	Trent Dilfer, 1994-99	12,969
4.	Doug Williams, 1978-82	12,648
5.	Brad Johnson, 2001-04	10,940
6.	Steve DeBerg, 1984-87, 1992-93	9,439
7.	Jameis Winston, 2015-Present	8,132
8.	Craig Erickson, 1992-94	6,094
9.	Jeff Garcia, 2007-08	5,152
9.	Brian Griese, 2004-08	4,841

MOST PASSING TOUCHDOWNS (Team History)

Rank	Player	TDs
1.	Josh Freeman, 2009-13	80
2.	Vinny Testaverde, 1987-92	77
3.	Doug Williams, 1978-82	73
4.	Trent Dilfer, 1994-99	70
5.	Brad Johnson, 2001-04	64
6.	Steve DeBerg, 1984-87, 1992-93	61
7.	Jameis Winston, 2015-Present	50
8.	Craig Erickson, 1992-94	34
9.	Brian Griese, 2004-08	32
10.	Mike Glennon, 2013-Present	30

JAMEIS AS A ROOKIE VS. ROOKIE QBS

Winston's totals as a rookie year placed him among the all-time NFL rookie leaders in both passing yards and passing touchdowns

NFL ROOKIE PASSING YARD LEADERS - (Since 1970)

Rank	Player (Team)	Year	Passing Yards
1.	Andrew Luck (IND)	2012	4,374
2.	Cam Newton (CAR)	2011	4,051
3.	Jameis Winston (TB)	2015	4,042
4.	Carson Wentz (PHI)	2016	3,782
5.	Peyton Manning (IND)	1998	3,739
6.	Dak Prescott (DAL)	2016	3,667
7.	Sam Bradford (STL)	2010	3,512
8.	Matt Ryan (ATL)	2008	3,440
9.	Andy Dalton (CIN)	2011	3,398
10.	Brandon Weeden (CLE)	2012	3,385

NFL ROOKIE PASSING TOUCHDOWN LEADERS - (Since 1970)

Rank	Player (Team)	Year	Passing TD
1.	Peyton Manning (IND)	1998	26
1.	Russell Wilson (SEA)	2012	26
3.	Andrew Luck (IND)	2012	23
3.	Dak Prescott (DAL)	2016	23
5.	Jameis Winston (TB)	2015	22
6.	Cam Newton (CAR)	2011	21
6.	Derek Carr (OAK)	2014	21
8.	Andy Dalton (CIN)	2011	20
8.	Robert Griffin III (WAS)	2012	20
8.	Dan Marino (MIA)	1983	20

In 2015, Winston had a passer rating of 84.2, which stands as the 10th-highest mark by a rookie quarterback since the 1970 NFL/AFL Merger.

HIGHEST PASSER RATING BY A ROOKIE - (Since 1970, Min. 200 Att.)

Player	Att.	Cmp.	Yds	TD	INT	Rtg.
1. Dak Prescott (DAL)	459	311	3,667	23	4	104.9
2. Robert Griffin III (WAS)	393	258	3,200	20	5	102.4
3. Russell Wilson (SEA)	393	252	3,118	26	10	101.5
4. Ben Roethlisberger (PIT)	295	196	2,621	17	11	98.1
5. Dan Marino (MIA)	296	173	2,210	20	6	96.0
6. Marcus Mariota (TEN)	370	230	2,818	19	10	91.5
7. Matt Ryan (ATL)	434	265	3,440	16	11	87.7
8. Teddy Bridgewater (MIN)	402	259	2,919	14	12	85.2
9. Cam Newton (CAR)	517	310	4,051	21	17	84.5
10. Jameis Winston (TB)	535	312	4,042	22	15	84.2

RECORD SETTER

At Philadelphia (11/22/15), Winston threw five touchdown passes, tied for the most by a rookie since the 1970 NFL Merger (DET QB Matthew Stafford, 11/22/09 vs. CLE). His five touchdown passes also matched the franchise record.

MOST SINGLE-GAME PASSING TOUCHDOWNS (Team History)

Player	Opponent-Date	Pass TD
1. QB Steve DeBerg	vs. ATL-9/13/87	5
1. QB Josh Freeman	vs. SEA-12/26/10	5
1. QB Brad Johnson	vs. MIN-11/3/02	5
1. QB Jameis Winston	at PHI-11/22/15	5

FAMOUS JAMEIS

JAMEIS VS. BUCCANEERS ROOKIES

In 2015, Winston not only distinguished himself as one of the top rookie quarterbacks in league history, but as the best rookie quarterback in team history.

MOST TOUCHDOWN PASSES BY BUCCANEERS ROOKIES

Player	Year	Att.	Cmp.	Yds	TD	INT	Rtg.
1. Jameis Winston	2015	535	312	4,042	22	15	84.2
2. Mike Glennon	2013	416	247	2,608	19	9	83.9
3. Josh Freeman	2009	290	158	1,855	10	18	59.8
4. Bruce Gradkowski	2006	328	177	1,661	9	9	65.9
5. Shaun King	1999	146	89	875	7	4	82.4
5. Doug Williams	1978	194	73	1,170	7	8	53.4

At St. Louis, Winston threw for a then career-high 363 yards, the second-most by a rookie in team history and the most by a Buccaneers quarterback since 2012 (Josh Freeman, 372 yards vs. St. Louis, 12/23/12).

MOST SINGLE-GAME PASSING YARDS – (Rookies)

Player	Opponent-Date	Pass Yds
1. Vinny Testaverde	at NO-12/6/87	369
2. Jameis Winston	at STL-12/17/15	363
3. Jameis Winston	at CAR-1/3/16	325
4. Josh Freeman	at CAR-12/6/09	321
5. Doug Williams	vs. MIN-10/1/78	311

Part of Winston's 363 yards were 238 yards in the fourth quarter, the most in any quarter in franchise history and the most by an NFL quarterback in the fourth quarter since 2012 (Eli Manning, 243 passing yards vs. Tampa Bay, 9/16/12). His 238 passing yards were the most in any quarter since Aaron Rodgers in 2014 (242, second quarter vs. Chicago, 11/9)

JAMEIS GOING DEEP

One of Winston's strengths is a willingness to throw the ball down the field, which has helped open up the Buccaneers' passing attack. Since entering the league in 2015, Winston ranks third in the league in pass yards per completion

2015-17 NFL HIGHEST YARDS PER COMPLETION (Min. 300 Att.)

Player (Team)	Cmp.	Yds	Yds/Cmp.
1. Cam Newton (CAR)	580	7,517	12.96
2. Carson Palmer (ARI)	733	9,173	12.51
3. Jameis Winston (TB)	657	8,132	12.38
4. Matt Ryan (ATL)	801	9,856	12.30
4. Marcus Mariota (TEN)	531	6,500	12.24

DUAL THREAT

Winston also rushed for six touchdowns in 2015, the most ever by a Buccaneers quarterback in a single season and through two seasons is tied for the second-most career rushing touchdowns by a quarterback in team history.

MOST RUSHING TOUCHDOWNS BY A QB, SINGLE SEASON (Team History)

Rank	Player	Rush TD
1.	Jameis Winston, 2015	6
2.	Shaun King, 2000	5
2.	Steve Young, 1986	5
4.	Josh Freeman, 2011	4
4.	Doug Williams, 1980	4
4.	Doug Williams, 1981	4

MOST RUSHING TOUCHDOWNS BY A QB (Team History)

Rank	Player	Rush TD
1.	Doug Williams, 1978-82	13
2.	Jameis Winston, 2015-Pres.	7
2.	Steve Young, 1985-86	6
4.	Trent Dilfer, 1994-99	5
4.	Shaun King, 1999-2003	5
4.	Vinny Testaverde, 1987-92	5

2015 NFL MOST RUSHING TOUCHDOWNS BY A QB

Rank	Player (Team)	Rush TD
1.	Cam Newton (CAR)	10
2.	Jameis Winston (TB)	6
3.	Kirk Cousins (WAS)	5
4.	Tyrod Taylor (BUF)	4
4.	Tom Brady (NE)	3
4.	Teddy Bridgewater (MIN)	3
4.	Andy Dalton (CIN)	3
4.	Joe Flacco (BAL)	3

EXCELLENT EVANS

EVANS IN 2016

WR **Mike Evans** had his best season yet in 2016, earning a Pro Bowl trip and being named second-team Associated Press All-Pro after tying for the second-most receiving touchdowns in the NFL, recording the fourth-most receiving yards and sixth-most receptions in the league.

Evans had one of the best seasons in Buccaneers history, tying for the most receiving touchdowns in a season in team history while recording the second-most receptions and ranking third in receiving yards.

2016 NFL RECEIVING TOUCHDOWN LEADERS

Rank	Player (Team)	Rec. TD
1.	WR Jordy Nelson (GB)	14
2.	WR Mike Evans (TB)	12
2.	WR Antonio Brown (PIT)	12
2.	WR Davante Adams (GB)	12
5	WR Odell Beckham Jr. (NYG)	10

2016 NFL RECEIVING YARDS LEADERS

Rank	Player (Team)	Rec. Yards
1.	WR T.Y. Hilton (IND)	1,448
2.	WR Julio Jones (ATL)	1,409
3.	WR Odell Beckham Jr. (NYG)	1,367
4.	WR Mike Evans (TB)	1,321
5.	WR Antonio Brown (PIT)	1,284

2016 NFL RECEPTION LEADERS

Rank	Player (Team)	Rec.
1.	WR Larry Fitzgerald (ARI)	107
1.	WR Antonio Brown (PIT)	106
3.	WR Odell Beckham Jr. (NYG)	101
4.	WR Julian Edelman (NE)	98
5.	WR Jordy Nelson (GB)	97
6.	WR Mike Evans (TB)	96
7.	WR Doug Baldwin (SEA)	94
7.	WR Jarvis Landry (MIA)	94
9.	WR Michael Thomas (NO)	92
10.	WR T.Y. Hilton (IND)	91
10.	WR Demaryius Thomas (DEN)	91

MOST RECEIVING TOUCHDOWNS - SINGLE SEASON (Team History)

Rank	Player	TDs
1.	WR Mike Evans, 2014	12
1.	WR Mike Evans, 2016	12
3.	WR Mike Williams, 2010	11
4.	WR Joey Galloway 2005	10
5.	WR Mark Carrier, 1989	9
5.	WR Bruce Hill, 1988	9
5.	WR Kevin House, 1981	9
5.	WR Mike Williams, 2012	9

MOST RECEPTIONS - SINGLE SEASON (Team History)

Rank	Player	Rec.
1.	WR Keyshawn Johnson, 2001	106
2.	WR Mike Evans, 2016	96
3.	WR Mark Carrier, 1989	86
4.	RB James Wilder, 1984	85
5.	WR Keenan McCardell, 2003	84

MOST RECEIVING YARDS - SINGLE SEASON (Team History)

Rank	Player	Yards
1.	WR Mark Carrier, 1989	1,422
2.	WR Vincent Jackson, 2012	1,384
3.	WR Mike Evans, 2016	1,321
4.	WR Joey Galloway, 2005	1,287
5.	WR Keyshawn Johnson, 2001	1,266

EXCELLENT EVANS

EVANS IN BUCCANEERS HISTORY

Through only three seasons, Evans has already proven himself as one of the best receivers in franchise history, tying for the fourth-most touchdown receptions in team history and recording the seventh-most receiving yards.

MOST RECEIVING TOUCHDOWNS (Team History)

Rank	Player	TDs
1.	TE Jimmie Giles, 1978-86	34
2.	WR Kevin House, 1980-86	31
3.	WR Joey Galloway, 2004-08	28
4.	WR Mark Carrier, 1987-92	27
4.	WR Mike Evans, 2014-Present	27

MOST RECEIVING YARDS (Team History)

Rank	Player	Yards
1.	WR Mark Carrier, 1987-92	5,018
2.	WR Kevin House, 1980-86	4,928
3.	WR Vincent Jackson, 2012-Present	4,326
4.	TE Jimmie Giles, 1978-86	4,300
5.	WR Joey Galloway, 2004-08	3,912
6.	WR Keyshawn Johnson, 2000-03	3,828
7.	WR Mike Evans, 2014-Present	3,578
8.	RB James Wilder, 1981-89	3,492
9.	WR Gerald Carter, 1981-87	3,443
10.	WR Mike Williams, 2010-13	2,947

EVANS VS. NFL

Since entering the league, Evans has been one of the best receivers in the league, tying for the fourth-most receiving touchdowns and ranking eighth in receiving yards.

NFL RECEIVING TOUCHDOWN LEADERS (2014-17)

Rank	Player (Team)	Rec. TD
1.	WR Odell Beckham Jr. (NYG)	35
1.	WR Antonio Brown (PIT)	35
3.	WR Jordy Nelson (GB)	28
4.	WR Mike Evans (TB)	27
4.	WR Dez Bryant (DAL)	27

NFL RECEIVING YARDS LEADERS (2014-17)

Rank	Player (Team)	Rec. Yards
1.	WR Antonio Brown (PIT)	4,998
1.	WR Julio Jones (ATL)	4,939
3.	WR Odell Beckham Jr. (NYG)	4,122
4.	WR Demaryius Thomas (DEN)	4,073
5.	WR T.Y. Hilton (IND)	3,974
6.	WR DeAndre Hopkins (HOU)	3,740
7.	WR Emmanuel Sanders (DEN)	3,597
8.	WR Mike Evans (TB)	3,578
9.	WR A.J. Green (CIN)	3,376
10.	WR Golden Tate (DET)	3,328

STANDOUT GAME

Evans had 209 receiving yards at Washington in his rookie season, the ninth-most by a rookie in a single game since 1960 and the third-most by any player in Buccaneers history.

SINGLE-GAME ROOKIE RECEIVING YARD LEADERS SINCE 1960

Player	Date (Opp.)	Rec.	TD	Yards
1. Jerry Butler (BUF)	9/23/79 (vs. NYJ)	10	4	255
2. Jerry Rice (SF)^	12/9/85 (vs. RAM)	10	1	241
3. Justin Blackmon (JAC)	11/18/12 (at HOU)*	7	1	236
4. Eddie Kennison (STL)	12/15/96 (at ATL)	5	3	226
5. Anquan Boldin (ARI)	9/7/03 (at DET)	10	2	217
6. Mark Carrier (TB)	12/6/87 (at NO)	8	1	212
7. Jackie Smith (STL)^	10/13/63 (vs. PIT)	9	2	212
8. Sammy White (MIN)	11/7/76 (vs. DET)	7	2	210
9. Mike Evans (TB)	11/16/14 (at WAS)	7	2	209
10. Rod Gardner (WAS)	10/21/01 (vs. CAR)*	6	1	208

* Overtime game

^ Inducted into the Pro Football Hall of Fame

MOST RECEIVING YARDS IN A SINGLE GAME (Team History)

Player	Opponent-Date	Receiving Yards
1. Vincent Jackson	vs. NO-10/21/12	216
2. Mark Carrier*	at NO-12/6/87	212
3. Mike Evans*	at WAS-11/16/14	209
4. Antonio Bryant	at CAR-12/8/08	200
5. Kevin House	at OAK-10/18/81	178

EXCELLENT EVANS

EVANS VS. 2014 DRAFT CLASS

The 2014 rookie receiver class was lauded as one of the best in NFL history with 12 rookies recording at least 500 receiving yards, including three with 1,000+ receiving yards. One of those three was Buccaneers wide receiver Mike Evans, whose 1,051 receiving yards and 12 touchdowns announced his presence as a standout wide receiver in the NFL.

Evans has continued his success since then and is proving to be one of the best in a historic class, ranking second in receiving yards and receiving touchdowns, while posting the third-most receptions.

2014 DRAFT CLASS RECEIVING LEADERS (Career)

Player	GP	Rec.	TD	Yards
1. Odell Beckham (NYG)	43	288	35	4,122
2. Mike Evans (TB)	46	238	27	3,578
3. Jarvis Landry (MIA)	48	288	13	3,051
4. Brandin Cooks (NE)	43	218	20	2,949
5. Allen Robinson (JAC)	43	202	22	2,848
6. Jordan Matthews (BUF)	47	227	19	2,734
7. Sammy Watkins (LA)	38	158	17	2,517
8. John Brown (ARI)	47	156	14	2,248
9. Allen Hurns (JAC)	43	153	19	2,227
10. Kelvin Benjamin (CAR)	33	137	16	1,974

Evans has posted 12 100-yard receiving games, the second-most from the draft class

2014 NFL DRAFT CLASS MOST 100-YARD RECEIVING GAMES (Career)

Rank	Player (Team)	100-Yd. Games
1.	WR Odell Beckham Jr. (NYG)	19
2.	WR Mike Evans (TB)	12
2.	WR Sammy Watkins (LA)	10
4.	WR Jordan Matthews (BUF)	8
4.	WR Allen Robinson (JAC)	8

ROOKIE ROCKSTAR

Evans had 12 receiving touchdowns in 2014, tied for the third-most in a single season by a rookie since the merger.

NFL MOST RECEIVING TOUCHDOWNS IN A SINGLE SEASON (Rookies Since 1970)

Rank	Player	TDs
1.	WR Randy Moss, MIN, 1998	17
2.	WR John Jefferson, SD, 1978	13
3.	WR Mike Evans, TB 2014	12
3.	WR Odell Beckham, NYG 2014	12
5.	WR Mike Williams, TB, 2010	11

Evans' three multi-touchdown games were the most in a single season in franchise history and tied for the fourth-most by a rookie since the merger.

Evans had 1,051 receiving yards as a rookie, the 11th-most in a single season by a rookie since the merger.

NFL MOST RECEIVING YARDS IN A SINGLE SEASON (Rookies Since 1970)

Rank	Player	Yards
1.	WR Anquan Boldin, ARI, 2003	1,377
2.	WR Randy Moss, MIN, 1998	1,313
3.	WR Odell Beckham, NYG 2014	1,305
4.	WR Michael Clayton, TB, 2004	1,193
5.	WR Michael Clayton, NO, 2016	1,137
6.	WR Terry Glenn, NE, 1996	1,132
7.	WR Bill Brooks, IND, 1986	1,131
8.	WR Amari Cooper, OAK, 2015	1,070
9.	WR Ernest Givins, HOU, 1986	1,062
10.	WR A.J. Green, CIN, 2011	1,057
11.	WR Mike Evans, TB 2014	1,051

EXCELLENT EVANS

EVANS VS. BUCCANEERS ROOKIES

Evans had a record-setting rookie season, setting a new franchise record for receiving touchdowns, tying for the most touchdowns from scrimmage by a rookie, while finishing with the second-most receiving yards and receptions by a Buccaneers rookie.

MOST RECEIVING TOUCHDOWNS BY A ROOKIE - (Team History)

Rank	Player, Year	TDs
1.	WR Mike Evans, 2014	12
2.	WR Mike Williams, 2010	11
3.	WR Michael Clayton, 2004	7
4.	WR Kevin House, 1980	5
4.	TE Tim Wright, 2013	5

MOST SCRIMMAGE TOUCHDOWNS BY A ROOKIE - (Team History)

Player, Year	Rec.	TD	Rush TD	Total TD
1. WR Mike Evans, 2014	12	0	0	12
1. RB Doug Martin, 2012	1	11	11	12
3. WR Mike Williams, 2010	11	0	0	11
4. RB Lars Tate, 1988	1	7	7	8
5. WR Michael Clayton, 2004	7	0	0	7
5. WR Warrick Dunn, 1997	3	4	4	7
5. RB Errict Rhett, 1994	0	7	7	7

MOST RECEIVING YARDS BY A ROOKIE - (Team History)

Rank	Player, Year	Yards
1.	WR Michael Clayton, 2004	1,193
2.	WR Mike Evans, 2014	1,051
3.	WR Mike Williams, 2010	964
4.	WR Lawrence Dawsey, 1991	818
5.	WR Horace Copeland, 1993	633

MOST RECEPTIONS BY A ROOKIE - (Team History)

Rank	Player, Year	Rec.
1.	WR Michael Clayton, 2004	80
2.	WR Mike Evans, 2014	68
3.	FB Mike Alstott, 1996	65
3.	WR Mike Williams, 2010	65
5.	WR Lawrence Dawsey, 1991	55

BUCCANEERS ALL-TIME SINGLE GAME ROOKIE RECEIVING YARD LEADERS

Player	Date (Opp.)	Rec.	TD	Yards
1. Mark Carrier	12/6/87 (at NO)	8	1	212
2. Mike Evans	11/16/14 (at WAS)	7	2	209
3. Michael Clayton	12/12/04 (at SD)	9	1	145
4. Michael Clayton	10/18/04 (at STL)	8	0	142
5. Kevin House	12/20/80 (vs. CHI)	3	0	138
6. Mike Evans	11/9/14 (vs. ATL)	7	1	125
7. Mike Evans	11/2/14 (at CLE)	7	2	124
8. Arrelious Benn	12/12/10 (at WAS)	4	0	122
9. Steve Holloway	10/18/1987 (vs. MIN)	8	0	107
10. Warrick Dunn	9/21/97 (vs. MIA)	6	1	106

MAKING BRATE PLAYS

In 2016, Buccaneers TE **Cam Brate** tied for the league lead in receiving touchdowns among tight ends.

MOST RECEIVING YARDS - SINGLE SEASON (Tight Ends, Team History)

2016 NFL RECEIVING TOUCHDOWN LEADERS - TIGHT ENDS			Rank	Player	Year	Yards
Rank	Player (Team)	Rec TD				
1.	Cam Brate (TB)	8	1.	Kellen Winslow	2009	884
1.	Hunter Henry (SD)	8	2.	Jimmie Giles	1981	786
3.	Martellus Bennett (NE)	7	3.	Kellen Winslow	2011	763
3.	Antonio Gates (SD)	7	4.	Jackie Harris	1995	751
3.	Kyle Rudolph (MIN)	7	5.	Kellen Winslow	2010	730
3.	Delanie Walker (TEN)	7	6.	Jimmie Giles	1985	673
			7.	Cam Brate	2016	660
			8.	Jimmie Giles	1980	602
			9.	Jimmie Giles	1979	579
			10.	Tim Wright	2013	571

BRATE IN BUCS HISTORY

Brate had one of the best seasons ever by a Buccaneers tight end. His eight touchdown receptions tied for the most in a single season by a tight end in team history, while his 57 receptions were fifth-most and his 660 receiving yards were the seventh-most.

MOST RECEPTIONS - SINGLE SEASON (Tight Ends, Team History)

MOST TOUCHDOWN RECEPTIONS - SINGLE SEASON (Tight Ends, Team History)				Rank	Player	Year	Rec.
Rank	Player	Year	TD				
1.	Cam Brate	2016	8	1.	Kellen Winslow	2009	77
1.	Jimmie Giles	1985	8	2.	Kellen Winslow	2011	75
3.	Jimmie Giles	1979	7	3.	Kellen Winslow	2010	66
4.	Jimmie Giles	1981	6	4.	Jackie Harris	1995	62
5.	Calvin Magee	1986	5	5.	Cam Brate	2016	57
5.	Dave Moore	1999	5				
5.	Kellen Winslow	2009	5				
5.	Kellen Winslow	2010	5				

DEEP THREAT DESEAN

This past offseason, the Buccaneers signed WR DeSean Jackson, one of the premier deep threats not only in the league today, but in NFL history.

DESEAN IN NFL HISTORY

DeSean Jackson's game-breaking ability allows him to stand among some of the all-time greats. His 26 career touchdowns of 50 or more yards are tied for the fourth-most in the NFL since 1970, while his 22 scores of 60 or more yards are second only to Hall of Fame wide receiver Jerry Rice.

NFL TOUCHDOWNS OF 50+ YARDS (Since 1970)

Rank	Player (Years)	TD
1.	WR Jerry Rice (1985-2004)	36
2.	WR Randy Moss (1998-2012)	29
3.	WR Terrell Owens (1996-2010)	27
4.	WR DeSean Jackson (2008-Pres.)	26
4.	WR Steve Smith Sr. (2001-16)	26

NFL TOUCHDOWNS OF 60+ YARDS (NFL History)

Rank	Player	TD
1.	WR Jerry Rice (1985-2004)	23
2.	WR DeSean Jackson (2008-Pres.)	22
3.	WR Devin Hester (2006-16)	21
4.	WR Bobby Mitchell (1958-68)	20
5.	WR Lance Alworth (1962-72)	19

LEADING THE LEAGUE

With his speed and big play ability ranking alongside some of the most notable deep threats in NFL history, it's no surprise that Jackson ranks as the most explosive player in the NFL since entering the league in 2008.

NFL TOUCHDOWNS OF 50+ YARDS (Since 2008)

Rank	Player (Years)	TD
1.	WR DeSean Jackson (2008-Pres.)	26
2.	RB Chris Johnson (2008-Pres.)	14
2.	WR Jordy Nelson (2008-Pres.)	14
4.	WR Calvin Johnson (2007-15)	13
5.	Two players tied	12

NFL RECEIVING AVERAGE - Min. 300 Rec. (Since 2008)

Rank	Player (Years)	Avg.
1.	WR DeSean Jackson (2008-Pres.)	17.7
2.	WR Vincent Jackson (2005-16)	16.9
3.	WR Calvin Johnson (2007-15)	15.9
4.	WR Kenny Britt (2009-Pres.)	15.8
5.	T.Y. Hilton (2012-Pres.)	15.7

NFL RECEPTION OF 50+ YARDS (Since 2008)

Rank	Player (Years)	Rec.
1.	WR DeSean Jackson (2008-Pres.)	37
2.	WR Calvin Johnson (2007-15)	23
2.	WR Mike Wallace (2009-Pres.)	23
4.	WR Jordy Nelson (2008-Pres.)	21
5.	WR A.J. Green (2011-Pres.)	19

Jackson has not only been one of the most explosive receivers since entering the league, but one of the most productive overall, ranking fifth in the NFL in receiving yards since 2008 and fifth among all active players

NFL RECEIVING YARDS (Since 2008)

Rank	Player (Years)	Yards
1.	WR Calvin Johnson (2008-15)	10,863
2.	WR Brandon Marshall (2008-Pres.)	10,437
3.	WR Larry Fitzgerald (2008-Pres.)	9,919
4.	WR Andre Johnson (2008-16)	9,381
5.	WR DeSean Jackson (2008-Pres.)	8,819

NFL RECEIVING YARDS (Active Players)

Rank	Player (Years)	Yards
1.	WR Larry Fitzgerald (2004-Pres.)	14,463
2.	WR Brandon Marshall (2006-Pres.)	12,071
3.	TE Jason Witten (2003-Pres.)	11,947
4.	TE Antonio Gates (2003-Pres.)	11,209
5.	WR DeSean Jackson (2008-Pres.)	8,819

TEAM STATS

THIRD DOWN SUCCESS

One of the biggest keys for Tampa Bay in 2016, on both offense and defense, was success on third downs. Defensively, the Buccaneers limited opponents to a 34.4 conversion rate on third down, the best mark in the league. On the offensive side of the ball, Tampa Bay converted 43.9 percent of their third-down attempts, the sixth-highest mark in the NFL. The +9.5 percentage point differential between third-down conversion percentages allowed vs. converted was the highest in the NFL.

2016 NFL OPPONENT THIRD-DOWN CONVERSION LEADERS

Rank	Team	Conv.	Att.	Pct.
1.	Tampa Bay Buccaneers	67	195	34.4
2.	Baltimore Ravens	75	214	35.0
3.	New York Giants	84	238	35.3
4.	Miami Dolphins	77	213	36.2
5.	Denver Broncos	86	236	36.4

2016 NFL THIRD-DOWN CONVERSION LEADERS

Rank	Team	Conv.	Att.	Pct.
1.	New Orleans Saints	107	220	48.6
2.	Green Bay Packers	98	210	46.7
3.	Tennessee Titans	100	217	46.1
4.	New England Patriots	104	227	45.8
5.	Washington Redskins	90	199	45.2
6.	Tampa Bay Buccaneers	94	214	43.9
7.	Indianapolis Colts	87	202	43.1
8.	Detroit Lions	83	195	42.6
9.	San Diego Chargers	85	200	42.5
10.	Dallas Cowboys	80	189	42.3

RUSHING THE PASSER

In 2016, Tampa Bay recorded 38 sacks, tied for the ninth-most in the NFL.

NFL TEAM SACK LEADERS

Rank	Team	Sacks
1.	Arizona Cardinals	48
2.	Carolina Panthers	47
3.	Denver Broncos	42
3.	Seattle Seahawks	42
5.	Minnesota Vikings	41
6.	Green Bay Packers	40
6.	Tennessee Titans	40
8.	Buffalo Bills	39
9.	Tampa Bay Buccaneers	38
9.	Pittsburgh Steelers	38
9.	Washington Redskins	38

TAKE THE BALL AWAY

Despite a slow start that saw only two takeaways during the first four weeks, Tampa Bay was one of the top teams in the league in 2016 at forcing turnovers, recording the third-most takeaways in the NFL.

2016 NFL TAKEAWAY LEADERS

Rank	Team	INT	FR	Takeaways
1.	Kansas City Chiefs	18	15	33
2.	Oakland Raiders	16	14	30
3.	Tampa Bay Buccaneers	17	12	29
4.	Arizona Cardinals	14	14	28
4.	Baltimore Ravens	18	10	28
4.	San Diego Chargers	18	10	28

THE REAL MCCOY

MCCOY IN 2016

Gerald McCoy finished the 2016 season ranking fourth among all defensive tackles with 7.0 sacks.

2016 NFL SACK LEADERS - DEFENSIVE TACKLES

Rank	Player (Team)	Sacks
1.	Geno Atkins (CIN)	9.0
2.	Calais Campbell (ARI)	8.0
2.	Aaron Donald (LA)	8.0
4.	Gerald McCoy (TB)	7.0
5.	Fletcher Cox (PHI)	6.5
5.	Nick Fairley (NO)	6.5
5.	Malik Jackson (JAC)	6.5

MCCOY SINCE 2013

Since 2013, McCoy has the most sacks by any defensive tackle in the NFL.

NFL SACK LEADERS - DEFENSIVE TACKLES (2013-17)

Rank	Player (Team)	Sacks
1.	Gerald McCoy (TB)	33.5
2.	Geno Atkins (CIN)	30.0
3.	Aaron Donald (LAR)	28.0
4.	Jurrell Casey (TEN)	27.5
5.	Ndamukong Suh (MIA)	25.0

More than just a pass-rusher, McCoy has shown his ability at stopping the run. His 50 tackles for loss are the fourth-most by a defensive tackle since 2012.

NFL TFL LEADERS - DEFENSIVE TACKLES (2012-17)

Rank	Player (Team)	TFL
1.	Ndamukong Suh (MIA)	75
2.	Geno Atkins (CIN)	62
3.	Aaron Donald (LAR)	57
4.	Gerald McCoy (TB)	50
5.	Jurrell Casey (LA)	49

MCCOY IN TEAM HISTORY

McCoy's 9.5 sacks in 2013 are tied for the fifth-most in a single season by a defensive tackle. He is only the third defensive tackle in Buccaneers history to top 9.0 sacks in a single season (Warren Sapp, Santana Dotson)

MOST SACKS, SINGLE SEASON - DEFENSIVE TACKLES (Team History)

Rank	Player	Year	Sacks
1.	Warren Sapp	2000	16.5
2.	Warren Sapp	1999	12.5
3.	Warren Sapp	1997	10.5
4.	Santana Dotson	1992	10.0
5.	David Logan	1983	9.5
5.	Gerald McCoy	2013	9.5

For his career, McCoy has 42.5 sacks, the second-most by a defensive tackle in team history and the fourth-most in franchise history.

MOST SACKS - DEFENSIVE TACKLE (Team History)

Rank	Player	Sacks
1.	Warren Sapp, 1995-2003	77.0
2.	Gerald McCoy, 2010-Pres.	42.5
3.	David Logan, 1979-86*	39.0
4.	Brad Culpepper, 1994-99	33.0
5.	Santana Dotson, 1992-95	23.0

* Sacks were not an official stat until 1982. Logan is credited with 28.5 by Stats, Inc.

MOST SACKS - TEAM HISTORY

Rank	Player	Sacks
1.	Lee Roy Selmon, 1976-84*	78.5
2.	Warren Sapp, 1995-2003	77.0
3.	Simeon Rice, 2001-06	69.5
4.	Gerald McCoy, 2010-Pres.	42.5
5.	David Logan, 1979-86*	39.0
6.	Chidi Ahanotu, 1993-00, 2004	34.5
7.	Brad Culpepper, 1994-99	33.0
8.	Ronde Barber, 1997-2012	28.0
9.	Broderick Thomas, 1989-93	26.5
10.	Greg Spires, 2002-07	26.0

* Sacks were not an official stat until 1982. Selmon is credited with 23.0 & Logan is credited with 28.5 by Stats, Inc.



DOMINANT DAVID

Since entering the NFL in 2012, Lavonte David has shown himself to be one of the top linebackers in the league, earning All-Rookie honors from nearly every publication his first season, then following up a Pro Bowl selection in 2015 and All-Pro honors following the 2013 and 2016 seasons.

Entering his sixth season, David has already set some impressive marks around the NFL.

DAVID SINCE ENTERING THE LEAGUE

Over the past five seasons, David has made the second-most tackles in the NFL, while tallying the second-most solo tackles during that span.

2012-17 NFL TACKLE LEADERS

Rank	Player (Current Team)	Tackles
1.	LB Luke Kuechly (CAR)	700
2.	LB Lavonte David (TB)	663
3.	LB Bobby Wagner (SEA)	652
4.	LB Paul Posluszny (JAC)	638
5.	LB D'Qwell Jackson (FA)	626

2012-17 NFL SOLO TACKLE LEADERS

Rank	Player (Current Team)	Solo Tackles
1.	LB Paul Posluszny (JAC)	476
2.	LB Lavonte David (TB)	471
3.	LB Luke Kuechly (CAR)	447
4.	LB Lawrence Timmons (MIA)	403
5.	LB Karlos Dansby (ARI)	398

Since 2012, David has the second-most run stuffs of any player in football.

2012-17 STUFFS LEADERS

Rank	Player (Current Team)	Stuffs
1.	DE J.J. Watt (HOU)	67.5
2.	LB Lavonte David (TB)	55.0
3.	DE Michael Bennett (SEA)	45.5
4.	DE Calais Campbell (JAC)	41.0
5.	DT Ndamukong Suh (MIA)	40.0

David has also been one of the leaders in tackles for loss over the last five seasons. His 82 TFLs during that stretch rank him second in the NFL, and he is one of only two players in the league to post three consecutive seasons (2012-14) with at least 15 tackles for loss (also J.J. Watt, 2012-15).

2012-17 NFL TACKLE FOR LOSS LEADERS

Rank	Player (Current Team)	TFL
1.	DE J.J. Watt (HOU)	120
2.	LB Lavonte David (TB)	85
3.	LB Von Miller (DEN)	75
3.	DT Ndamukong Suh (MIA)	75
5.	DE Michael Bennett (SEA)	74
6.	DE Calais Campbell (JAC)	73
7.	LB Ryan Kerrigan (WAS)	70
8.	LB Justin Houston (KC)	64
9.	DT Geno Atkins (CIN)	62
9.	DE Cameron Jordan (NO)	62

David has shown his ability to help not only stop the run, but to defend the pass. Since entering the NFL in 2012, David is tied for second in the league in interceptions by a linebacker and has the third-most passes defended during that span.

2012-17 NFL INTERCEPTIONS - (Linebackers)

Rank	Player (Team)	INT
1.	Luke Kuechly (CAR)	13
2.	Lavonte David (TB)	10
2.	Thomas Davis (CAR)	10
3.	Paul Posluszny (JAC)	9
5.	Karlos Dansby (ARI)	8
5.	DeAndre Levy (FA)	8
5.	Lawrence Timmons (MIA)	8

2012-17 NFL PASSES DEFENSED - (Linebackers)

Rank	Player (Team)	PD
1.	Luke Kuechly (CAR)	43
2.	Karlos Dansby (ARI)	42
3.	Lavonte David (TB)	35
4.	Mark Barron (LAR)	34
4.	Alec Ogletree (LAR)	34

DOMINANT DAVID

HISTORICAL PERFORMANCE

In his first five seasons, David has totaled 663 tackles, 18.0 sacks and 10 interceptions. He is the only player in the NFL during the last five years to total at least 500 tackles, 15.0 sacks and 10 interceptions. The start to his career compares with several of his most notable peers, as well as Hall of Famers.

NOTABLE LINEBACKERS - FIRST FIVE SEASONS

Player	Years	Tkls	Sacks	INT	FF
Ray Lewis*	1996-2000	718	16.0	9	2
Luke Kuechly*	2012-16	693	9.0	12	4
Patrick Willis	2007-11	692	17.0	5	12
Derrick Brooks*^	1995-99	669	4.5	8	8
Lavonte David	2012-16	663	18.0	10	12
Zach Thomas	1996-2000	651	7.0	9	7
Junior Seau^	1990-94	600	18.0	4	3
Brian Urlacher	2000-04	579	26.5	7	6
Lance Briggs	2003-07	548	5.5	6	9

*Won NFL Defensive Player of the Year in span.

^Selected to Pro Football Hall of Fame.

In 2013, David put together a historical season, one that ranked alongside some of the best linebackers in NFL history.

NOTABLE LINEBACKER SEASONS SINCE 1982

Player	Year	Tkls	Sacks	INT
Ray Lewis*^	2003	163	1.5	6
Luke Kuechly*^	2013	156	2.0	4
Lavonte David*^	2013	144	7.0	5
Junior Seau^	1996	138	7.0	2
Ray Lewis*^	2000	136	3.0	2
Brian Urlacher*^	2005	122	6.0	0
Hardy Nickerson^	1996	120	3.0	2
Derrick Brooks*^	2002	118	1.0	5
Patrick Willis^	2009	114	4.0	3
Mike Singletary*^	1985	113	3.0	1
Lance Briggs^	2005	107	2.0	2
Thomas Davis^	2015	105	5.5	4

*Won NFL Defensive Player of the Year.

^Named to an All-Pro team following the season.

David joined former All-Pro S Dave Duerson (1986) as the only two players since 1982 to record at least 7.0 sacks and five interceptions in the same season. David is the only linebacker to ever do so.

IN COVERAGE

David finished 2013 with five interceptions, tied for the most ever by a Buccaneers linebacker in a single season.

MOST INTERCEPTIONS IN A SINGLE SEASON (Linebackers - Team History)

Player	Year	INT
1. Derrick Brooks	2002	5
1. Lavonte David	2013	5
1. Cecil Johnson	1981	5
4. Derrick Brooks	1999	4
4. Jamie Duncan	1977	4
4. Richard Wood	1984	4

Against Buffalo (12/8/13), David recorded two interceptions, becoming the first Buccaneer to record multiple interceptions in the same game since CB Aqib Talib in 2010 (2 at ARI, 10/31/10) and the first Buccaneers linebacker to record multiple interceptions in the same game since Derrick Brooks (2 vs. CHI, 10/24/99). David is one of only six Buccaneers linebackers ever to record multiple interceptions in the same game. He did so again against Philadelphia (11/22/15), becoming the first linebacker in team history with more than one multi-interception game.

MULTIPLE INTERCEPTIONS IN A SINGLE GAME (Linebackers - Team History)

Player	Opponent-Date	INT
Derrick Brooks	vs. CHI-10/24/99	2
Lavonte David	vs. BUF-12/8/13	2
Lavonte David	at PHI-11/22/15	2
Cecil Johnson	vs. DET-10/4/81	2
Dave Lewis	vs. CHI-10/22/78	2
Broderick Thomas	at NO-11/1/92	2
Richard Wood	at NO-12/11/77	2

David has 10 career interceptions, tied for the second-most by a linebacker in team history.

MOST INTERCEPTIONS BY A LB - Team History

Rank	Player	INT
1.	Derrick Brooks, 1995-2008	25
2.	Lavonte David, 2012-Pres.	10
2.	Dave Lewis, 1977-81	10
4.	Cecil Johnson, 1977-85	9
4.	Richard Wood, 1976-84	9

DOMINANT DAVID

PASS RUSH SPECIALIST

In 2013, Lavonte David showed off a pass-rushing ability not usually seen from linebackers in a 4-3 defense, finishing the season with 7.0 sacks, tied for the third-most

David's 7.0 sacks in 2013 are tied for the third-most by a linebacker in team history

MOST SACKS BY A LINEBACKER - SINGLE SEASON (Team History)

Player	Year	Sacks
1. Broderick Thomas	1991	11
2. Broderick Thomas	1990	7.5
3. Lavonte David	2013	7.0
3. Lonnie Marts	1996	7.0
5. Chris Washington	1987	6.5

For his career, David has totaled 18.0 sacks, the second-most by a linebacker in team history.

MOST SACKS BY A LB - Team History

Rank	Player	Sacks
1.	Broderick Thomas, 1989-93	26.5
2.	Lavonte David, 2012-Pres.	18.0
3.	Chris Washington, 1984-88	17.5
4.	Derrick Brooks, 1995-2008	13.5
5.	Shelton Quarles, 1997-2006	13.0

DAVID & BROOKS

David has drawn comparisons to former Buccaneers' great LB Derrick Brooks. An 11-time Pro Bowler and nine-time All-Pro, Brooks is one of the most decorated players in Tampa Bay history, even earning NFL Defensive Player of the Year in 2002. Through their first 78 games played, David compares favorably to the Hall of Famer.

D. BROOKS & L. DAVID (First 78 Games Played)

Player	Tackles	Sacks	Stuffs	INT	PD	FF	FR
David	663	18.0	55.0	10	35	12	6
Brooks	645	4.5	36.0	8	50	8	2

In 2013 David earned a first-team All-Pro selection, joining Brooks and Hardy Nickerson as the only linebackers in franchise history to earn that distinction.

MOST FIRST-TEAM ALL-PRO SELECTIONS - LINEBACKERS (Team History)

Player	Selections	Years
Derrick Brooks	5	1999-2000, 2002, 2004-05
Hardy Nickerson	2	1993, 1997
Lavonte David	1	2013

ALEXANDER THE GREAT

Buccaneers General Manager Jason Licht spent 12 of his first 13 draft picks with Tampa Bay on offense. But in a case of quality over quantity, Licht's first selection on the defensive side of the ball came in the fourth round of the 2015 NFL Draft, with the Buccaneers selecting LB Kwon Alexander out of LSU. Alexander immediately took over as the starter at middle linebacker and has made his presence known, earning PFWA All-Rookie honors.

Since entering the league in 2015, Alexander is tied for eighth in tackles.

2015-17 NFL TACKLE LEADERS

Rank	Player (Current Team)	Tackles
1.	LB Bobby Wagner (SEA)	290
2.	LB Sean Lee (DAL)	281
3.	LB Paul Posluszny (JAC)	268
4.	LB Preston Brown (BUF)	255
5.	LB K.J. Wright (SEA)	251
6.	LB Telvin Smith (JAC)	248
7.	S Jonathan Cyprien (TEN)	240
8.	LB Kwon Alexander (TB)	238
8.	LB Zach Brown (WAS)	238
8.	S Landon Collins (NYG)	238

In 2016, Alexander led the NFL in solo tackles.

2016 NFL SOLO TACKLE LEADERS

Rank	Player (Current Team)	Solo Tackles
1.	LB Kwon Alexander (TB)	108
2.	S Landon Collins (NYG)	100
3.	LB Tahir Whitehead (DET)	99
4.	LB Alec Ogletree (LA)	98
4.	LB Telvin Smith (JAC)	98

ALEXANDER VS. 2015 DRAFT CLASS DEFENDERS

In his first two seasons, Alexander has started all 25 games he has played, totaling 238 tackles, 18 for loss, 16 passes defended, 6.0 sacks, three interceptions (one returned for touchdown), three forced fumbles and two fumble recoveries. Below is a chart that shows where he stands among defenders from his draft class.

2015 NFL DRAFT CLASS NOTABLE DEFENDERS (Sorted by Total Tackles)

Player	Tkl.	Sacks	PD	INT	FF	FR
1. LB Kwon Alexander (TB)	238	6.0	16	3	3	2
1. S Landon Collins (NYG)	238	4.0	23	6	1	1
3. LB Eric Kendricks (MIN)	207	6.5	11	1	1	1
4. LB Benardrick McKinney (HOU)	196	6.0	2	0	1	0
5. S Ricardo Allen (ATL)	161	1.0	8	5	0	1
6. CB Byron Jones (DAL)	148	0.0	18	1	1	0
7. CB Ronald Darby (BUF)	139	0.0	33	2	0	0
8. LB Denzel Perryman (SD)	138	4.0	2	1	1	0
9. LB Jordan Hicks (PHI)	141	2.0	14	7	1	5*
10. DE Leonard Williams (NYJ)	135	10.0	0	0	2	0
11. CB Marcus Peters (KC)	107	0.0	46*	14*	2	3
12. LB Vic Beasley (ATL)	67	20.5*	5	1	8*	1

*Leads among members of the 2015 NFL Draft Class

Since the start of the 2015 season, Alexander one of three players in the NFL to record 220+ tackles, 6+ sacks and 3+ interceptions (also Lavonte David & Lawrence Timmons).

In 2016, Tampa Bay brought in veteran cornerback Brent Grimes to help the team's pass defense and provide a veteran leader who knew Defensive Coordinator Mike Smith's system. Grimes proved to be a key addition to the team, notching the most passes defended in the NFL.

2016 NFL PASS DEFENSED LEADERS

Rank	Player (Team)	PD
1.	Brent Grimes (TB)	24
2.	Dominique Rodgers-Cromartie (NYG)	21
3.	Casey Hayward (SD)	20
3.	Marcus Peters (KC)	20
4.	Robert Alford (ATL)	19
4.	Josh Norman (WAS)	19

GRIMES IN BUCCS HISTORY

Grimes's 24 passes defended were the most by any Buccaneers player since Ronde Barber had 24 in 2001. Since 1994, Grimes' 24 passes defended are tied for the second-most by a Buccaneers player.

MOST PASSES DEFENSED - SINGLE SEASON SINCE 1994 (Team History)

Rank	Player	Year	PD
1.	Donnie Abraham	1999	25
2.	Ronde Barber	2001	24
2.	Brent Grimes	2016	24
2.	Ricky Reynolds	1992	24
5.	Donnie Abraham	2000	23

GRIMES STANDS OUT

In 2016, Grimes led Tampa Bay with four interceptions, his fourth consecutive season with at least four interceptions. He is the only player in the NFL to record at least four interceptions in every season during that span (2013-16).

Grimes has the third-most interceptions by any player over the past four seasons and the second-most by any cornerback.

NFL MOST INTERCEPTIONS (2013-16)

Rank	Player (Current Team)	INT
1.	S Reggie Nelson (OAK)	19
2.	CB Richard Sherman (SEA)	18
3.	CB Brent Grimes (TB)	17
3.	S Glover Quin (DET)	17
5.	S Quintin Demps (HOU)	15
5.	S Tashaun Gipson (JAC)	15
5.	CB Trumaine Johnson (LAR)	15

In his career, Grimes has 30 interceptions, tied for the fifth-most among active players.

MOST CAREER INTERCEPTIONS- ACTIVE PLAYERS

Rank	Player (Current Team)	INT
1.	S DeAngelo Hall (WAS)	43
2.	CB Terence Newman (MIN)	41
3.	S Reggie Nelson (OAK)	35
4.	CB Aqib Talib (DEN)	33
5.	CB Brent Grimes (TB)	30
5.	CB Dominique Rodgers-Cromartie (NYG)	30
5.	CB Richard Sherman (SEA)	30
5.	CB Tramon Williams (ARI)	30

BRYAN "THE BANGER" ANGER

In 2016, the Buccaneers signed P Bryan Anger. Anger has shown his value, tying for the third-most punts inside the 20-yard line (37), while posting a 42.7 net punting average, the fourth-best mark in the league.

ANGER IN BUCS HISTORY

Not only did Anger have one of the top seasons in the NFL in 2016, he had the best punting season in team history.

2016 PUNTS INSIDE THE 20 LEADERS

Rank	Player (Team)	Inside 20
1.	Johnny Hekker (LA)	51
2.	Dustin Colquitt (KC)	38
3.	Bryan Anger (TB)	37
3.	Sam Koch (BAL)	37
5.	Marquette King (OAK)	34
5.	Jeff Locke (MIN)	34

2016 NET PUNTING AVERAGE LEADERS

Rank	Player (Team)	Net Avg.
1.	Johnny Hekker (LA)	46.0
2.	Sam Martin (DET)	44.2
3.	Pat McAfee (IND)	42.7
4.	Bryan Anger (TB)	42.7
5.	Thomas Morstead (NO)	42.4

MOST PUNTS INSIDE THE 20 - SINGLE SEASON (Team History)

Rank	Player	Year	Inside 20
1.	Bryan Anger	2016	37
2.	Josh Bidwell	2007	30
2.	Tom Tupa	2002	30
4.	Josh Bidwell	2008	27
5.	Mark Royals	2001	26
5.	Tom Tupa	2003	26

HIGHEST NET PUNTING AVERAGE - SINGLE SEASON (Team History)

Rank	Player	Year	Net Avg.
1.	Bryan Anger	2016	42.7
2.	Michael Koenen	2011	40.3
3.	Michael Koenen	2013	38.3
4.	Jacob Schum	2015	38.0
5.	Tommy Barnhardt	1996	37.8

STRENGTH OF THE SOUTH

Over the previous 15 seasons, one could argue that the toughest division in the NFL is the NFC South. Since realignment in 2002, the NFC South is the only division to not only have each of its teams make a conference championship appearance, but have all four teams make it to the Super Bowl. The NFC East, NFC West and AFC West are the only other divisions to have all four teams earn a division championship since realignment.

The NFC South has also been represented nine times in a conference championship game, the best in the NFC and the second-most in the NFL. The NFC South is also tied for the second-most appearances in the Super Bowl (5), tied for the most by any NFC division. In 2016, The NFC South became the first division since realignment to have all four of its teams play in the Super Bowl, with Tampa Bay (XXXVII), Atlanta (LI), Carolina (XXXVIII & 50) and New Orleans (XLIV) all making it.

SUPER BOWL APPEARANCES & WINS SINCE 2002

Division	Appearances	Wins
AFC East	6	4
NFC South	5	2
NFC West	5	1
AFC North	4	3
NFC East	3	2
AFC South	2	1
NFC North	2	1
AFC West	3	1

CONFERENCE CHAMPIONSHIP GAME APPEARANCES SINCE 2002

Division	Number
AFC East	12
NFC South	9
NFC West	8
AFC North	7
NFC East	6
NFC North	6
AFC South	5
AFC West	5

The NFC South is also one of only two divisions to have more than one team win a Super Bowl (Tampa Bay, New Orleans), since 2002, joining the AFC North. The NFC South has had a very even split of division champions, with all four of the teams having captured at least three division titles.

NFC SOUTH DIVISION TITLES SINCE 2002

Team	Number
Carolina	5
Atlanta	4
Tampa Bay	3
New Orleans	3

In 2010, the NFC South recorded another impressive feat, as they were the only division to have three teams finish with a winning record, with three of the four teams finish with a double-digit win total (Atlanta – 13-3; New Orleans – 11-5; Tampa Bay – 10-6). It marked just the second time, dating back to realignment in 2002, that a division has had three teams with double-digit wins in the same season (also the AFC South in 2007). The feat was matched by the NFC North in 2012, the NFC West in 2013 and the AFC North in 2014.

In 2008, the NFC South again showed its overall strength, as it finished as one of only three divisions in the League to have three of its four teams with a record of 9-7 or better (also AFC East and NFC East) and is one of two divisions to have all of its teams at 8-8 or better (also NFC East). The NFC South also finished with a remarkable 27-5 overall home record in 2008, the best combined home winning percentage by a division in NFL history (.844), with the next best division last season, the NFC East, holding an 23-9 record at home. The South was also a near-perfect 11-1 at home when facing other South division opponents in 2008. The Bucs contributed significantly to that mark, as they finished 6-2 at home, winning their first six games at Raymond James Stadium in 2008.

BEST COMBINED HOME RECORD BY A DIVISION IN NFL HISTORY

Year	Division	Record	Pct.
2008	NFC South	27-5	.844
2003	NFC West	26-6	.813
1988	AFC Central	25-7	.781
1971	AFC West	20-6-2	.769*
1988	AFC East	30-9-1	.763
1976	AFC Central	21-7	.750
1995	NFC Central	30-10	.750
2013	NFC West	24-8	.750

*Prior to 1972, tie games were not counted in winning percentage.

2017 TAMPA BAY BUCCANEERS UNOFFICIAL DEPTH CHART

OFFENSE

WR	11 DeSean Jackson	10 Adam Humphries	18 Bernard Reedy
TE	84 Cameron Brate	45 Alan Cross	<u>82 Antony Auclair</u>
LT	76 Donovan Smith	66 Leonard Wester	
LG	64 Kevin Pamphile	62 Evan Smith	
C	74 Ali Marpet	68 Joe Hawley	
RG	73 J.R. Sweezy	62 Evan Smith	
RT	69 Demar Dotson	77 Caleb Benenoch	
WR	13 Mike Evans	<u>12 Chris Godwin</u>	
TE	<u>80 O.J. Howard</u>	88 Luke Stocker	
QB	3 Jameis Winston	14 Ryan Fitzpatrick	
RB	32 Jacquizz Rodgers or 34 Charles Sims III		25 Peyton Barber

DEFENSE

DE	91 Robert Ayers Jr.	57 Noah Spence	
DT	93 Gerald McCoy	96 Sealver Siliga	94 Will Clarke
DT	90 Chris Baker or 98 Clinton McDonald		
DE	92 William Gholston	95 Ryan Russell	(56 Jacques Smith)
SLB	<u>51 Kendall Beckwith</u>	(59 Devante Bond)	
MLB	58 Kwon Alexander	53 Adarius Glanton	
WLB	54 Lavonte David	52 Cameron Lynch	
CB	28 Vernon Hargreaves III	36 Robert McClain	
CB	24 Brent Grimes	29 Ryan Smith	35 Javien Elliott
S	23 Chris Conte	<u>21 Justin Evans</u>	
S	37 Keith Tandy	43 T.J. Ward	26 Josh Robinson

SPECIALISTS

P	9 Bryan Anger		
PK	2 Nick Folk		
KO	2 Nick Folk		
H	9 Bryan Anger		
LS	65 Garrison Sanborn	53 Adarius Glanton	
PR	10 Adam Humphries	18 Bernard Reedy	28 Vernon Hargreaves III
KR	29 Ryan Smith	18 Bernard Reedy	<u>21 Justin Evans</u>

Rookies Underlined

() Denotes Injury

2017 TAMPA BAY BUCCANEERS PRONUNCIATION GUIDE

PLAYERS

Antony Auclair	Anthony Oh-claire
Caleb Benenoch	ben-en-KNOCK
Chris Conte	con-tee
Lavonte David	luh-VON-tay
Javien Elliott	jay-vee-un
William Gholston	GOAL-ston
Adarius Glanton	Uh-Dare-E-Us
Ali Marpet	Alley Mar-PET
Kevin Pamphile	PAM-feel
Jacquizz Rodgers	JAH-quiz

Sealver Siliga	silver suh-LING-uh
Jacques Smith	jah-KWEESE
COACHES	
Mike Bajakian	buh-JAKE-ian
Dave Borgonzi	bore-GON-zee
Danny Breyer	BRY-er
Nate Kaczor	Kat-sir
Dirk Koetter	Cutter
Todd Monken	Munk-in
Andrew Weidinger	why-ding-er

2017 TAMPA BAY BUCCANEERS NUMERICAL ROSTER

(as of 9/6/17)

No.	Name	Pos.	Ht.	Wt.	Age	NFL Exp.	College	Hometown	How Acq.
2	Nick Folk	K	6-1	222	32	11	Arizona	Hollywood, CA	FA-'17
3	Jameis Winston	QB	6-4	231	23	3	Florida State	Bessemer, AL	D1-'15
9	Bryan Anger	P	6-3	205	28	6	California	Camarillo, CA	UFA (JAC)-'16
10	Adam Humphries	WR	5-11	195	24	3	Clemson	Spartanburg, SC	FA-'15
11	DeSean Jackson	WR	5-10	175	30	10	California	Long Beach, CA	UFA (WAS)-'17
12	Chris Godwin	WR	6-1	209	21	R	Penn State	Middletown, DE	D3a-'17
13	Mike Evans	WR	6-5	231	24	4	Texas A&M	Galveston, TX	D1-'14
14	Ryan Fitzpatrick	QB	6-2	223	34	13	Harvard	Gilbert, AZ	UFA (NYJ)-'17
18	Bernard Reedy	WR	5-9	175	25	1	Toledo	St. Petersburg, FL	FA-'16
21	Justin Evans	S	6-0	199	22	R	Texas A&M	Wiggins, MS	D2-'17
23	Chris Conte	S	6-2	203	28	7	California	Los Angeles, CA	UFA (CHI)-'15
24	Brent Grimes	CB	5-10	185	34	11	Shippensburg	Philadelphia, PA	FA-'16
25	Peyton Barber	RB	5-11	225	23	2	Auburn	Alpharetta, GA	FA-'16
26	Josh Robinson	DB	5-10	200	26	6	UCF	Sunrise, FL	UFA (MIN)-'16
28	Vernon Hargreaves III	CB	5-10	204	22	2	Florida	Tampa, FL	D1-'16
29	Ryan Smith	CB	5-11	189	24	2	North Carolina Central	Upper Marlboro, MD	D4-'16
32	Jacquizz Rodgers	RB	5-6	205	27	7	Oregon State	Richmond, TX	FA-'16
34	Charles Sims III	RB	6-0	211	26	4	West Virginia	Houston, TX	D3-'14
35	Javien Elliott	CB	5-11	176	24	2	Florida State	Panama City, FL	FA-'16
36	Robert McClain	CB	5-9	195	29	6	Connecticut	Lusby, MD	UFA (LAC)-'17
37	Keith Tandy	S	5-10	205	28	6	West Virginia	Hopkinsville, KY	D6-'12
43	T.J. Ward	S	5-10	200	30	8	Oregon	Antioch, CA	FA-'17
45	Alan Cross	TE	6-1	235	24	2	Memphis	Millington, TN	FA-'16
51	Kendell Beckwith	LB	6-2	243	22	R	LSU	Clinton, LA	D3b-'17
52	Cameron Lynch	LB	6-0	229	24	3	Syracuse	Lawrenceville, GA	FA-'16
53	Adarius Glanton	LB	6-1	230	26	3	Florida Atlantic	Lakeland, FL	FA-'15
54	Lavonte David	LB	6-1	233	27	6	Nebraska	Miami, FL	D2-'12
56	Jacques Smith	DE	6-2	260	27	4	Missouri	Dallas, TX	W (BUF)-'14
57	Noah Spence	DE	6-2	251	23	2	Eastern Kentucky	Harrisburg, PA	D2a-'16
58	Kwon Alexander	LB	6-1	227	23	3	LSU	Oxford, AL	D4-'15
59	Devante Bond	LB	6-1	236	24	2	Oklahoma	Sacramento, CA	D6a-'16
62	Evan Smith	OL	6-2	308	31	8	Idaho State	Salinas, CA	UFA (GB)-'14
64	Kevin Pamphile	G	6-5	315	26	4	Purdue	Miami, FL	D5b-'14
65	Garrison Sanborn	LS	6-1	240	32	9	Florida State	Tampa, FL	FA-'17
66	Leonard Wester	T	6-6	305	24	2	Missouri Western	Mt. Union, IA	FA-'16
68	Joe Hawley	C	6-3	302	28	8	UNLV	Bakersfield, CA	FA-'15
69	Demar Dotson	T	6-9	315	31	9	Southern Miss	Alexandria, LA	FA-'09
73	J.R. Sweezy	G	6-5	298	28	5	North Carolina State	Moorestville, NC	UFA (SEA)-'16
74	Ali Marpet	C/G	6-4	307	24	3	Hobart	Hastings-on-Hudson, NY	D2b-'15
76	Donovan Smith	T	6-6	338	24	3	Penn State	Owings Mills, MD	D2a-'15
77	Caleb Benenoch	OL	6-5	305	23	2	UCLA	Katy, TX	D5-'16
80	O.J. Howard	TE	6-6	251	22	R	Alabama	Prattville, AL	D1-'17
82	Antony Auclair	TE	6-6	256	24	R	Laval	Motreal, Quebec	FA-'17
84	Cameron Brate	TE	6-5	245	26	3	Harvard	Naperville, IL	FA-'15
88	Luke Stocker	TE	6-5	253	29	7	Tennessee	Berea, KY	D4-'11
90	Chris Baker	DT	6-2	320	29	6	Hampton	Windsor, CT	UFA (WAS)-'17
91	Robert Ayers Jr.	DE	6-3	275	32	9	Tennessee	Jersey City, NJ	UFA (NYG)-'16
92	William Gholston	DE	6-6	281	26	5	Michigan State	Detroit, MI	D4b-'13
93	Gerald McCoy	DT	6-4	300	29	8	Oklahoma	Oklahoma City, OK	D1-'10
94	Will Clarke	DL	6-6	275	26	4	West Virginia	Pittsburgh, PA	FA-'17
95	Ryan Russell	DE	6-5	275	25	3	Purdue	Carrollton, TX	FA-'16
96	Sealver Siliga	DT	6-2	345	27	5	Utah	West Jordan, UT	W (SEA)-'16
98	Clinton McDonald	DT	6-2	297	30	8	Memphis	Jacksonville, AR	UFA (SEA)-'14

PRACTICE SQUAD

No.	Name	Pos.	Ht.	Wt.	Age	NFL Exp.	College	HS Hometown	How Acq.
16	Freddie Martino	WR	6-0	195	26	2	North Greenville	North, SC	FA-'16
39	Isaiah Johnson	S	6-0	209	24	1	South Carolina	Cary, NC	FA-'16
41	Jonathan Moxey	CB	5-10	188	22	R	Boise State	West Palm Beach, FL	FA-'17
44	Russell Hansbrough	RB	5-9	195	23	1	Missouri	Arlington, TX	FA-'16
46	Austin Johnson	FB	6-2	240	28	3	Tennessee	Hickory, NC	FA-'16
49	Riley Bullough	LB	6-2	228	23	R	Michigan State	Traverse City, MI	FA-'17
50	Eric Nzeocha	LB	6-3	218	24	R	Wyoming	Neusitz, Germany	INTFA-'17
61	Justin Murray	T	6-5	304	24	1	Cincinnati	Cincinnati, OH	FA-'17
67	Mike Liedtke	OL	6-3	305	25	1	Illinois State	Woodstock, IL	FA-'16
70	Sterling Bailey	DE	6-3	296	24	1	Georgia	Gainesville, GA	FA-'17
85	Bobo Wilson	WR	5-9	186	22	R	Florida State	Miami, FL	FA-'17

RESERVE/SUSPENDED

No.	Name	Pos.	Ht.	Wt.	Age	NFL Exp.	College	HS Hometown	How Acq.
22	Doug Martin	RB	5-9	223	28	6	Boise State	Oakland, CA	D1b-'12

INJURED RESERVE

No.	Name	Pos.	Ht.	Wt.	Age	NFL Exp.	College	HS Hometown	How Acq.
4	Ryan Griffin	QB	6-5	210	27	4	Tulane	Westlake Village, CA	W (NO)-'15
72	Justin Trattou	DE	6-4	258	29	6	Florida	Ramsey, NJ	FA-'17
75	DaVonte Lambert	DL	6-2	282	23	2	Auburn	Keyesville, GA	FA-'16
97	Stevie Tu'ikolovatu	DT	6-1	320	26	R	USC	Salt Lake City, UT	D7-'17

PRACTICE SQUAD INJURED RESERVE

No.	Name	Pos.	Ht.	Wt.	Age	NFL Exp.	College	HS Hometown	How Acq.
78	Marquis Lucas	T	6-4	313	24	1	West Virginia	Miami, FL	W (ATL)-'17

Head Coach: Dirk Koetter

Assistant Coaches: Nate Kaczor (special teams coordinator); Todd Monken (offensive coordinator/wide receivers); Mike Smith (defensive coordinator); Mike Bajakian (quarterbacks); Butch Barry (assistant offensive line); Danny Breyer (defensive assistant); Dave Borgonzi (defensive quality control); Mark Duffner (linebackers); Skyler Fulton (offensive assistant); Zack Grossi (offensive quality control); Jay Hayes (defensive line); Jon Hoke (secondary); Dave Kennedy (head strength and conditioning); Brett Maxie (defensive backs); Carlos Polk (assistant special teams); Tim Spencer (running backs); Paul Spicer (assistant defensive line); Ben Steele (tight ends); Joe Vaughn (assistant strength and conditioning); Chad Wade (assistant strength and conditioning); George Warhop (run game coordinator/offensive line); Andrew Weidinger (assistant wide receivers/game management)

2017 TAMPA BAY BUCCANEERS ALPHABETICAL ROSTER

(as of 9/6/17)

No.	Name	Pos.	Ht.	Wt.	Birthdate	NFL Exp.	College	Hometown	16 GP/GS
58	Alexander, Kwon	LB	6-1	227	8/3/1994	3	LSU	Oxford, AL	16/16
9	Anger, Bryan	P	6-3	205	10/6/1988	6	California	Camarillo, CA	15/0
82	Auclair, Antony	TE	6-6	256	5/28/1993	R	Laval	Quebec, Canada	0/0
91	Ayers Jr., Robert	DE	6-3	275	9/6/1985	9	Tennessee	Jersey City, NJ	12/10
90	Baker, Chris	DT	6-2	320	10/8/1987	6	Hampton	Windsor, CT	16/16*
25	Barber, Peyton	RB	5-11	225	2/27/1994	2	Auburn	Alpharetta, GA	15/1
51	Beckwith, Kendell	LB	6-2	243	12/2/1994	R	LSU	Clinton, LA	0/0
77	Benenoch, Caleb	OL	6-5	305	8/8/1994	2	UCLA	Katy, TX	5/1
59	Bond, Devante	LB	6-1	236	7/3/1993	2	Oklahoma	Sacramento, CA	0/0
84	Brate, Cameron	TE	6-5	245	7/3/1991	3	Harvard	Naperville, IL	15/10
94	Clarke, Will	DL	6-6	275	5/4/1991	4	West Virginia	Pittsburgh, PA	16/0*
23	Conte, Chris	S	6-2	203	2/23/1989	7	California	Los Angeles, CA	14/11
45	Cross, Alan	TE	6-1	235	5/2/1993	2	Memphis	Millington, TN	14/0
54	David, Lavonte	LB	6-1	233	1/23/1990	6	Nebraska	Miami, FL	16/16
69	Dotson, Demar	T	6-9	315	10/11/1985	9	Southern Miss	Alexandria, LA	13/13
35	Elliott, Javien	CB	5-11	176	7/18/1993	2	Florida State	Panama City, FL	6/1
21	Evans, Justin	S	6-0	199	8/26/1995	R	Texas A&M	Wiggins, MS	0/0
13	Evans, Mike	WR	6-5	231	8/21/1993	4	Texas A&M	Galveston, TX	16/16
14	Fitzpatrick, Ryan	QB	6-2	223	11/24/1982	13	Harvard	Gilbert, AZ	14/11*
2	Folk, Nick	K	6-1	222	11/5/1984	11	Arizona	Hollywood, CA	16/0*
92	Gholston, William	DE	6-6	281	7/31/1991	5	Michigan State	Detroit, MI	14/14
53	Glanton, Adarius	LB	6-1	230	9/21/1990	3	Florida Atlantic	Lakeland, FL	16/0
12	Godwin, Chris	WR	6-1	209	2/27/1996	R	Penn State	Middletown, DE	0/0
24	Grimes, Brent	CB	5-10	185	7/19/1983	11	Shippensburg	Philadelphia, PA	16/16
28	Hargreaves III, Vernon	CB	5-10	204	6/3/1995	2	Florida	Tampa, FL	16/16
68	Hawley, Joe	C	6-3	302	10/22/1988	8	UNLV	Bakersfield, CA	15/15
80	Howard, O.J.	TE	6-6	251	11/19/1994	R	Alabama	Prattville, AL	0/0
10	Humphries, Adam	WR	5-11	195	6/24/1993	3	Clemson	Spartanburg, SC	15/4
11	Jackson, DeSean	WR	5-10	175	12/1/1986	10	California	Long Beach, CA	15/15*
52	Lynch, Cameron	LB	6-0	229	8/4/1993	3	Syracuse	Lawrenceville, GA	12/0
74	Marpert, Ali	G	6-4	307	4/17/1993	3	Hobart	Hastings-on-Hudson, NY	16/16
36	McClain, Robert	CB	5-9	195	7/22/1988	6	Connecticut	Lusby, MD	14/6*
93	McCoy, Gerald	DT	6-4	300	2/25/1988	8	Oklahoma	Oklahoma City, OK	15/15
98	McDonald, Clinton	DT	6-2	297	1/6/1987	8	Memphis	Jacksonville, AR	12/12
64	Pamphile, Kevin	G	6-5	310	11/27/1990	4	Purdue	Miami, FL	14/14
18	Reedy, Bernard	WR	5-9	175	12/31/1991	1	Toledo	St. Petersburg, FL	0/0
26	Robinson, Josh	DB	5-10	200	1/8/1991	6	UCF	Sunrise, FL	16/0
32	Rodgers, Jacquizz	RB	5-6	205	2/6/1990	7	Oregon State	Richmond, TX	10/5
95	Russell, Ryan	DE	6-5	275	1/17/1992	3	Purdue	Carrollton, TX	8/0
65	Sanborn, Garrison	LS	6-1	240	7/31/1985	9	Florida State	Tampa, FL	16/0*
96	Siliga, Sealver	DT	6-2	345	4/26/1990	5	Utah	West Jordan, UT	10/0*
34	Sims III, Charles	RB	6-0	211	9/19/1990	4	West Virginia	Houston, TX	7/2
76	Smith, Donovan	T	6-6	338	6/23/1993	3	Penn State	Owings Mills, MD	16/16
62	Smith, Evan	OL	6-2	308	7/19/1986	8	Idaho State	Salinas, CA	12/2
56	Smith, Jacques	DE	6-2	280	3/18/1990	4	Missouri	Dallas, TX	1/0
29	Smith, Ryan	CB	5-11	189	9/7/1993	2	North Carolina Central	Upper Marlboro, MD	14/0
57	Spence, Noah	DE	6-2	251	1/8/1994	2	Eastern Kentucky	Harrisburg, PA	16/3
88	Stocker, Luke	TE	6-5	253	7/17/1988	7	Tennessee	Berea, KY	12/10
73	Sweezy, J.R.	G	6-5	298	4/8/1989	5	North Carolina State	Mooreville, NC	0/0
37	Tandy, Keith	S	5-10	205	2/12/1989	6	West Virginia	Hopkinsville, KY	16/5
43	Ward, T.J.	S	5-10	200	12/12/1986	8	Oregon	Antioch, CA	14/14*
66	Wester, Leonard	T	6-6	305	1/3/1993	2	Missouri Western	Mt. Union, IA	3/0
3	Winston, Jameis	QB	6-4	231	1/6/1994	3	Florida State	Bessemer, AL	16/16

PRACTICE SQUAD

No.	Name	Pos.	Ht.	Wt.	Birthdate	NFL Exp.	College	HS Hometown	16 GP/GS
70	Bailey, Sterling	DE	6-3	296	9/13/1992	1	Georgia	Gainesville, GA	0/0
49	Bullough, Riley	LB	6-2	228	11/23/1993	R	Michigan State	Traverse City, MI	0/0
44	Hansbrough, Russell	RB	5-9	195	11/19/1993	1	Missouri	Arlington, TX	2/0
46	Johnson, Austin	FB	6-2	240	6/16/1989	3	Tennessee	Hickory, NC	1/0
39	Johnson, Isaiah	S	6-0	209	10/14/1992	1	South Carolina	Cary, NC	0/0
67	Liedtke, Mike	OL	6-3	305	1/15/1992	1	Illinois State	Woodstock, IL	0/0
16	Martino, Freddie	WR	6-0	195	9/7/1991	2	North Greenville	North, SC	13/0
41	Moxey, Jonathan	CB	5-10	188	1/14/1995	R	Boise State	West Palm Beach, FL	0/0
61	Murray, Justin	T	6-5	304	4/19/1993	1	Cincinnati	Cincinnati, OH	0/0
50	Nzeocha, Eric	LB	6-3	218	4/1/1993	R	Wyoming	Neusitz, Germany	0/0
85	Wilson, Bobo	WR	5-9	186	1/25/1995	R	Florida State	Miami, FL	0/0

RESERVE/SUSPENDED

No.	Name	Pos.	Ht.	Wt.	Birthdate	NFL Exp.	College	HS Hometown	16 GP/GS
22	Martin, Doug	RB	5-9	223	1/13/1989	6	Boise State	Oakland, CA	8/8

INJURED RESERVE

No.	Name	Pos.	Ht.	Wt.	Birthdate	NFL Exp.	College	HS Hometown	16 GP/GS
4	Griffin, Ryan	QB	6-5	210	11/17/1989	4	Tulane	Westlake Village, CA	0/0
75	Lambert, DaVonte	DL	6-2	282	6/23/1994	2	Auburn	Keysville, GA	11/5
72	Trattou, Justin	DE	6-4	258	8/28/1988	6	Florida	Ramsey, NJ	16/0*
97	Tu'ikolovatu, Stevie	DT	6-1	320	6/28/1991	R	USC	Salt Lake City, UT	0/0

PRACTICE SQUAD INJURED RESERVE

No.	Name	Pos.	Ht.	Wt.	Birthdate	NFL Exp.	College	HS Hometown	16 GP/GS
78	Lucas, Marquis	T	6-4	313	3/25/1993	1	West Virginia	Miami, FL	0/0

*Baker played 15 games with Washington; Clarke played 16 games with Cincinnati; Fitzpatrick played 14 games with N.Y. Jets; Folk played 16 games with N.Y. Jets; Jackson played 15 games with Washington; McClain played 11 games with Carolina and 3 games with San Diego; Sanborn played 16 games with Buffalo; Siliga played 4 games with Seattle; Trattou played 16 games with Minnesota; Ward played 14 games with Denver

Head Coach: Dirk Koetter

Assistant Coaches: Nate Kaczor (special teams coordinator); Todd Monken (offensive coordinator/wide receivers); Mike Smith (defensive coordinator); Mike Bajakian (quarterbacks); Butch Barry (assistant offensive line); Danny Breyer (defensive assistant); Dave Borbonzi (defensive quality control); Mark Duffner (linebackers); Skyler Fulton (offensive assistant); Zack Grossi (offensive quality control); Jay Hayes (defensive line); Jon Hoke (secondary); Dave Kennedy (head strength and conditioning); Brett Maxie (defensive backs); Carlos Polk (assistant special teams); Tim Spencer (running backs); Paul Spicer (assistant defensive line); Ben Steele (tight ends); Joe Vaughn (assistant strength and conditioning); Chad Wade (assistant strength and

2017 TAMPA BAY BUCCANEERS ROSTER BY POSITION

							(as of 9/5/17)
No.	Name	Pos.	College	Ht.	Wt.	Age	NFL Exp.
<u>Defensive Linemen (10)</u>							
91	Robert Ayers Jr.	DE	Tennessee	6-3	275	32	9
90	Chris Baker	DT	Hampton	6-2	320	29	6
	Will Clarke	DL	West Virginia	6-6	275	26	4
92	William Gholston	DE	Michigan State	6-6	281	26	5
93	Gerald McCoy	DT	Oklahoma	6-4	300	29	8
98	Clinton McDonald	DT	Memphis	6-2	297	30	8
95	Ryan Russell	DE	Purdue	6-5	275	25	3
96	Sealver Siliga	DT	Utah	6-2	345	27	5
56	Jacques Smith*	DE	Missouri	6-2	260	27	4
57	Noah Spence	DE	Eastern Kentucky	6-2	251	23	2
<u>Linebacker (6)</u>							
58	Kwon Alexander	LB	LSU	6-1	227	23	3
51	Kendell Beckwith	LB	LSU	6-2	243	22	R
59	Devante Bond	LB	Oklahoma	6-1	236	24	2
54	Lavonte David	LB	Nebraska	6-1	233	27	6
53	Adarius Glanton	LB	Florida Atlantic	6-1	230	26	3
52	Cameron Lynch	LB	Syracuse	6-0	229	24	3
<u>Cornerback (4)</u>							
35	Javien Elliott	CB	Florida State	5-11	176	24	2
24	Brent Grimes	CB	Shippensburg	5-10	185	34	11
28	Vernon Hargreaves III	CB	Florida	5-10	204	22	2
36	Robert McClain	CB	Connecticut	5-9	195	29	6
<u>Safety (5)</u>							
23	Chris Conte	S	California	6-2	203	28	7
21	Justin Evans	S	Texas A&M	6-0	199	22	R
26	Josh Robinson	DB	UCF	5-10	200	26	7
37	Keith Tandy	S	West Virginia	5-10	205	28	6
43	T.J. Ward	S	Oregon	5-10	200	30	8
<u>Long Snapper (1)</u>							
65	Garrison Sanborn	LS	Florida State	6-1	240	32	9
<u>Punter (1)</u>							
9	Bryan Anger	P	California	6-3	205	28	6
<u>Kicker (1)</u>							
2	Nick Folk		Arizona	6-1	222	32	11
<u>Offensive Line (9)</u>							
77	Caleb Benenoch	OL	UCLA	6-5	305	23	2
69	Demar Dotson	T	Southern Miss	6-9	315	31	9
68	Joe Hawley	C	UNLV	6-3	302	28	8
74	Ali Marpet	G	Hobart	6-4	307	24	3
64	Kevin Pamphile	G	Purdue	6-5	310	26	4
76	Donovan Smith	T	Penn State	6-6	338	24	3
62	Evan Smith	OL	Idaho State	6-2	308	31	8
73	J.R. Sweezy	G	North Carolina State	6-5	298	28	5
66	Leonard Wester	T	Missouri Western	6-6	305	24	2
<u>Tight End (5)</u>							
82	Antony Auclair	TE	Lavar	6-6	256	24	R
84	Cameron Brate	TE	Harvard	6-5	235	26	3
45	Alan Cross	TE	Memphis	6-1	235	24	2
80	O.J. Howard	TE	Alabama	6-6	251	22	R
88	Luke Stocker	TE	Tennessee	6-5	253	29	7
<u>Running Back (4)</u>							
25	Peyton Barber	RB	Auburn	5-11	225	23	2
22	Doug Martin	RB	Boise State	5-9	223	28	6
32	Jacquizz Rodgers	RB	Oregon State	5-6	205	27	7
34	Charles Sims III	RB	West Virginia	6-0	211	26	4
<u>Wide Receiver (5)</u>							
13	Mike Evans	WR	Texas A&M	6-5	231	24	4
12	Chris Godwin	WR	Penn State	6-1	209	21	R
10	Adam Humphries	WR	Clemson	5-11	195	24	3
11	DeSean Jackson	WR	California	5-10	175	30	10
18	Bernard Reedy	WR	Toledo	5-9	175	25	1
<u>Quarterback (2)</u>							
14	Ryan Fitzpatrick	QB	Harvard	6-2	223	34	13
3	Jameis Winston	QB	Florida State	6-4	231	23	3

2017 TAMPA BAY BUCCANEERS BY EXPERIENCE

									(as of 9/5/17)
No.	Name	Pos.	Ht.	Wt.	Age	NFL Exp.	College	Hometown	How Acq.
13th Year (1)									
14	Fitzpatrick, Ryan	QB	6-2	223	34	13	Harvard	Gilbert, AZ	UFA (NYJ)-'17
11th Year (2)									
2	Folk, Nick	K	6-1	222	32	11	Arizona	Hollywood, CA	FA-'17
24	Grimes, Brent	CB	5-10	185	34	11	Shippensburg	Philadelphia, PA	FA-'16
10th Year (1)									
11	Jackson, DeSean	WR	5-10	175	30	10	California	Long Beach, CA	UFA (WAS)-'17
9th Year (3)									
91	Ayers Jr., Robert	DE	6-3	275	32	9	Tennessee	Jersey City, NJ	UFA (NYG)-'16
69	Dotson, Demar	T	6-9	315	31	9	Southern Miss	Alexandria, LA	FA-'09
65	Sanborn, Garrison	LS	6-1	240	32	9	Florida State	Tampa, FL	FA-'17
8th Year (5)									
68	Hawley, Joe	C	6-3	302	28	8	UNLV	Bakersfield, CA	FA-'15
93	McCoy, Gerald	DT	6-4	300	29	8	Oklahoma	Oklahoma City, OK	D1-'10
98	McDonald, Clinton	DT	6-2	297	30	8	Memphis	Jacksonville, AR	UFA (SEA)-'14
62	Smith, Evan	OL	6-2	308	31	8	Idaho State	Salinas, CA	UFA (GB)-'14
43	Ward, T.J.	S	5-10	200	30	8	Oregon	Antioch, CA	FA-'17
7th Year (3)									
23	Conte, Chris	S	6-2	203	28	7	California	Los Angeles, CA	UFA (CHI)-'15
32	Rodgers, Jacquizz	RB	5-6	205	27	7	Oregon State	Richmond, TX	FA-'16
88	Stocker, Luke	TE	6-5	253	29	7	Tennessee	Berea, KY	D4-'11
6th Year (6)									
9	Anger, Bryan	P	6-3	205	28	6	California	Camarillo, CA	UFA (JAC)-'16
90	Baker, Chris	DT	6-2	320	29	6	Hampton	Windsor, CT	UFA (WAS)-'17
54	David, Lavonte	LB	6-1	233	27	6	Nebraska	Miami, FL	D2-'12
36	McClain, Robert	CB	5-9	195	29	6	Connecticut	Lusby, MD	UFA (LAC)-'17
26	Robinson, Josh	DB	5-10	200	26	6	UCF	Sunrise, FL	UFA (MIN)-'16
37	Tandy, Keith	S	5-10	205	28	6	West Virginia	Hopkinsville, KY	D6-'12
5th Year (3)									
92	Gholston, William	DE	6-6	281	26	5	Michigan State	Detroit, MI	D4b-'13
96	Siliga, Sealver	DT	6-2	345	27	5	Utah	West Jordan, UT	W (SEA)-'16
73	Sweezy, J.R.	G	6-5	298	28	5	North Carolina State	Mooreville, NC	UFA (SEA)-'16
4th Year (4)									
	Clarke, Will	DL	6-6	275	26	4	West Virginia	Pittsburgh, PA	FA-'17
13	Evans, Mike	WR	6-5	231	24	4	Texas A&M	Galveston, TX	D1-'14
64	Pamphile, Kevin	G	6-5	310	26	4	Purdue	Miami, FL	D5b-'14
34	Sims III, Charles	RB	6-0	211	26	4	West Virginia	Houston, TX	D3-'14
56	Smith, Jacques*	DE	6-2	260	27	4	Missouri	Dallas, TX	W (BUF)-'14
3rd Year (9)									
58	Alexander, Kwon	LB	6-1	227	23	3	LSU	Oxford, AL	D4-'15
84	Brate, Cameron	TE	6-5	235	26	3	Harvard	Naperville, IL	FA-'15
53	Glanton, Adarius	LB	6-1	230	26	3	Florida Atlantic	Lakeland, FL	FA-'15
10	Humphries, Adam	WR	5-11	195	24	3	Clemson	Spartanburg, SC	FA-'15
52	Lynch, Cameron	LB	6-0	229	24	3	Syracuse	Lawrenceville, GA	FA-'16
74	Marpet, Ali	G	6-4	307	24	3	Hobart	Hastings-on-Hudson, NY	D2b-'15
95	Russell, Ryan	DE	6-5	275	25	3	Purdue	Carrollton, TX	FA-'16
76	Smith, Donovan	T	6-6	338	24	3	Penn State	Owings Mills, MD	D2a-'15
3	Winston, Jameis	QB	6-4	231	23	3	Florida State	Bessemer, AL	D1-'15
2nd Year (9)									
25	Barber, Peyton	RB	5-11	225	23	2	Auburn	Alpharetta, GA	FA-'16
77	Benenoch, Caleb	OL	6-5	305	23	2	UCLA	Katy, TX	D5-'16
59	Bond, Devante	LB	6-1	236	24	2	Oklahoma	Sacramento, CA	D6a-'16
45	Cross, Alan	TE	6-1	235	24	2	Memphis	Millington, TN	FA-'16
35	Elliott, Javien	CB	5-11	176	24	2	Florida State	Panama City, FL	FA-'16
28	Hargreaves III, Vernon	CB	5-10	204	22	2	Florida	Tampa, FL	D1-'16
29	Smith, Ryan	S	5-11	189	24	2	North Carolina Central	Upper Marlboro, MD	D4-'16
57	Spence, Noah	DE	6-2	251	23	2	Eastern Kentucky	Harrisburg, PA	D2a-'16
66	Wester, Leonard	T	6-6	305	24	2	Missouri Western	Mt. Union, IA	FA-'16
Rookies/1st Year (6)									
82	Auclair, Antony	TE	6-6	256	24	R	Laval	Quebec, Canada	FA-'17
51	Beckwith, Kendall	LB	6-2	243	22	R	LSU	Clinton, LA	D3b-'17
21	Evans, Justin	S	6-0	190	22	R	Texas A&M	Wiggins, MS	D2-'17
12	Godwin, Chris	WR	6-1	209	21	R	Penn State	Middletown, DE	D3a-'17
80	Howard, O.J.	TE	6-6	251	22	R	Alabama	Prattville, AL	D1-'17
18	Reedy, Bernard	WR	5-9	175	25	1	Toledo	St. Petersburg, FL	FA-'16

2017 TAMPA BAY BUCCANEERS - HOW THEY WERE BUILT

	<u>DRAFT</u>	<u>TRADES</u>	<u>WAIVERS</u>	<u>FREE AGENTS</u>
2009				Demar Dotson (R)
2010	Gerald McCoy (1)			
2011	Luke Stocker (4)			
2012	Doug Martin (1b) Lavonte David (2) Keith Tandy (6)			
2013	William Gholston (4b)			
2014	Mike Evans (1) Charles Sims III (3) Kevin Pamphile (5b)		Jacques Smith (BUF)	Clinton McDonald (SEA) Evan Smith (GB)
2015	Jameis Winston (1) Donovan Smith (2a) Ali Marpet (2b) Kwon Alexander (4)			Cameron Brate Chris Conte (CHI) Adarius Glanton Joe Hawley Adam Humphries (R)
2016	Vernon Hargreaves III (1) Noah Spence (2a) Ryan Smith (4) Caleb Benenoch (5) Devante Bond (6a)		Sealver Siliga (SEA)	Bryan Anger (JAC) Robert Ayers Jr. (NYG) Peyton Barber (R) Alan Cross (R) Javien Elliott (R) Brent Grimes Cameron Lynch Bernard Reedy Jacquizz Rodgers Josh Robinson (MIN) Ryan Russell J.R. Sweezy (SEA) Leonard Wester (R)
2017	O.J. Howard (1) Justin Evans (2) Chris Godwin (3a) Kendell Beckwith (3b)			Antony Auclair (R) Chris Baker (WAS) Will Clarke Ryan Fitzpatrick (NYJ) Nick Folk DeSean Jackson (WAS) Robert McClain (LAC) Garrison Sanborn T.J. Ward

2017 TAMPA BAY BUCCANEERS PRESEASON STATISTICS

2017 RECORD --			WON: 1	LOST: 3
Aug 11	L	12-23	at Cincinnati	44,495
Aug 17	W	12-8	at Jacksonville	56,266
Aug 26	L	9-13	CLEVELAND	51,349
Aug 31	L	10-13	WASHINGTON	51,368
<hr/>				
Sept 10			at Miami	
Sept 17			CHICAGO	
Sept 24			at Minnesota	
Oct 1			N.Y. GIANTS	
Oct 5			NEW ENGLAND	
Oct 15			at Arizona	
Oct 22			at Buffalo	
Oct 29			CAROLINA	
Nov 5			at New Orleans	
Nov 12			N.Y. JETS	
			-- bye week --	
Nov 26			at Atlanta	
Dec 3			at Green Bay	
Dec 10			DETROIT	
Dec 18			ATLANTA	
Dec 24			at Carolina	
Dec 31			NEW ORLEANS	

	BUCCANEERS	OPPONENTS
TOTAL FIRST DOWNS	78	79
Rushing	21	21
Passing	51	51
Penalty	6	7
3rd Down: Made/Att.	20/58 34.5%	28/61 45.9%
4th Down: Made/Att.	4/5 80.0%	1/4 25.0%
POSSESSION AVG.	29:45	30:15
TOTAL NET YARDS	1223	1310
Avg. Per Game	305.8	327.5
Total Plays	267	261
Avg. Per Play	4.6	5.0
NET YARDS RUSHING	390	464
Avg. Per Game	97.5	116.0
Total Rushes	106	120
NET YARDS PASSING	833	846
Avg. Per Game	208.3	211.5
Sacked/Yards Lost	10/73	7/42
Gross Yards	906	888
Att./Completions	151/92	134/82
Completion Pct.	60.9	61.2
Had Intercepted	4	2
PUNTS/AVERAGE	18/43.1	16/47.1
NET PUNTING AVERAGE	38.7	40.8
PENALTIES/YARDS	30/248	33/252
FUMBLES/FUMBLES LOST	3/1	3/2
TOUCHDOWNS	3	5
Rushing	2	1
Passing	1	3
Returns	0	1

SCORE BY QUARTERS	1	2	3	4	OT	TOTAL
BUCCANEERS	9	15	6	13	0	43
OPPONENTS	6	6	14	31	0	57

SCORING	TD	R	P	Rt	PAT	2P	FG	S	PTS
Folk	0	0	0	0	0-1	0	6-7	0	18
Fitzpatrick	1	1	0	0	0-0	0	0-0	0	6
Martin	1	1	0	0	0-0	0	0-0	0	6
Reedy	1	0	1	0	0-0	0	0-0	0	6
Aguayo	0	0	0	0	1-1	0	1-2	0	4
Aguayo	0	0	0	0	0-1	0	1-2	0	3
BUCCANEERS	3	2	1	0	1-3	0-0	8-11	0	43
OPPONENTS	5	1	3	1	4-5	0-0	7-10	1	57

SACKS: Beckwith 2.0, Bailey 1.0, David 1.0, Glanton 1.0, G. Johnson 1.0, Spence 1.0.
Buccaneers 7.0. Opponents 10.0

FUM/LOST: Fitzpatrick 2/1, Winston 1/0.

RUSHING	No	Yds	Avg	Lg	TD
Barber	28	92	3.3	13	0
McNichols	24	79	3.3	11	0
Rodgers	17	49	2.9	8	0
Martin	11	43	3.9	11	1
Hansbrough	7	31	4.4	27	0
Sims, C.	5	29	5.8	13	0
Liufau	6	21	3.5	7	0
Fitzpatrick	3	18	6.0	9	1
Jackson	1	15	15.0	15	0
Huff	1	10	10.0	10	0
Reedy	1	9	9.0	9	0
Sims, B.	1	3	3.0	3	0
Anger	1	-9	-9.0	-9	0
BUCCANEERS	106	390	3.7	27	2
OPPONENTS	120	464	3.9	37	1

RECEIVING	No	Yds	Avg	Lg	TD
Evans, M.	9	115	12.8	29	0
Reedy	8	72	9.0	25	1
Humphries	8	69	8.6	16	0
Godwin	7	100	14.3	19	0
Cross	7	59	8.4	16	0
Brate	6	66	11.0	19	0
Hansbrough	6	43	7.2	13	0
Wilson	4	69	17.3	40	0
Howard	4	43	10.8	15	0
Dye	4	43	10.8	21	0
Barber	4	27	6.8	12	0
Martin	4	25	6.3	7	0
Westbrook	3	36	12.0	15	0
Rodgers	3	24	8.0	17	0
Jackson	3	23	7.7	13	0
Auclair	3	17	5.7	9	0
Johnson, A.	3	16	5.3	8	0
Martino	2	27	13.5	14	0
Huff, J.	2	13	6.5	7	0
Walker	1	15	15.0	15	0
Sims	1	4	4.0	4	0
BUCCANEERS	92	906	9.8	40	1
OPPONENTS	82	888	10.8	32	3

INTERCEPTIONS	No	Yds	Avg	Lg	TD
Hargreaves	2	0	0.0	0	0
BUCCANEERS	2	0	0.0	0	0
OPPONENTS	4	101	25.3	41t	1

PUNTING	No	Yds	Avg	Net	TB	In20	Lg	Bk
Anger	13	547	42.1	38.7	0	10	57	0
BUCS	13	547	42.1	38.7	0	10	57	0
OPPONENTS	12	566	47.2	40.8	1	3	55	0

PUNT RETURNS	Ret	FC	Yds	Avg	Lg	TD
Reedy	6	1	57	9.5	22	0
Humphries	1	0	0	0.0	0	0
Humphries	0	1	0	-	0	0
BUCCANEERS	7	2	57	8.1	22	0
OPPONENTS	7	8	44	6.3	31	0

KICKOFF RETURNS	Ret	Yds	Avg	Lg	TD
Huff, J.	2	66	33.0	34	0
Huff, J.	2	64	32.0	37	0
Reedy	2	47	23.5	29	0
Smith, R.	1	17	17.0	17	0
BUCCANEERS	7	194	27.7	37	0
OPPONENTS	7	132	18.9	26	0

FIELD GOALS	1-19	20-29	30-39	40-49	50+	Lg
Aguayo	0-0	1-1	0-0	0-1	0-0	20
Folk	0-0	1-1	2-2	3-4	0-0	45
Hocker	0-0	0-0	0-0	1-1	0-1	47
BUCCANEERS	0-0	2-2	2-2	4-6	0-1	47
OPPONENTS	0-0	0-0	1-2	3-4	3-4	54

Aguayo: (20G, 47WR) ()

Folk: (45G) (35G, 29G, 47WR) (31G, 42G, 43G)

Hocker: (56WR, 47G)

Team: (20G, 45G, 47WR) (35G, 29G, 47WR) (31G, 42G, 43G) (56WR, 47G)

OPPONENTS: (54G, 45G, 49G) (40WL) (38G, 47G, 55WL) (53G, 36WR, 50G)

PASSING	Att	Comp	Yds	Cmp%	Yds/Att	TD	TD%	INT	INT%	Lg	Sack/Lost	Rating
Winston	69	47	495	68.1	7.17	0	0.0	1	1.4	29	4/26	82.7
Liufau	33	20	201	60.6	6.09	1	3.0	1	3.0	40	1/10	75.4
Fitzpatrick	40	21	153	52.5	3.83	0	0.0	2	5.0	15	4/30	40.9
Griffin	9	4	57	44.4	6.33	0	0.0	0	0.0	16	1/7	65.5
BUCCANEERS	151	92	906	60.9	6.00	1	0.7	4	2.6	40	10/73	69.0
OPPONENTS	134	82	888	61.2	6.63	3	2.2	2	1.5	32	7/42	81.9

2016 TAMPA BAY BUCCANEERS STATISTICS

2016 RECORD --				WON: 9	LOST: 7
Aug 11	L	9-17		at Philadelphia	69,596
Aug 20	W	27-21		at Jacksonville	59,782
Aug 26	W	30-13		CLEVELAND	46,848
Sept 1	L	13-20		WASHINGTON	42,996
<hr/>					
Sept 11	W	31-24		at Atlanta	69,382
Sept 18	L	7-40		at Arizona	64,230
Sept 25	L	32-37		LOS ANGELES	55,009
Oct 2	L	7-27		DENVER	60,375
Oct 10	W	17-14		at Carolina	73,425
<hr/>					
Oct 23	W	34-17		at San Francisco	70,178
Oct 30	L	24-30	(OT)	OAKLAND	61,068
Nov 3	L	28-43		ATLANTA	57,797
Nov 13	W	36-10		CHICAGO	62,898
Nov 20	W	19-17		at Kansas City	72,277
Nov 27	W	14-5		SEATTLE	63,674
Dec 4	W	28-21		at San Diego	53,832
Dec 11	W	16-11		NEW ORLEANS	62,140
Dec 18	L	20-26		at Dallas	93,101
Dec 24	L	24-31		at New Orleans	73,177
Jan 1	W	17-16		CAROLINA	62,037

	BUCCANEERS	OPPONENTS
TOTAL FIRST DOWNS	340	326
Rushing	80	102
Passing	220	203
Penalty	40	21
3rd Down: Made/Att.	94/214 43.9%	67/195 34.4%
4th Down: Made/Att.	4/9 44.4%	8/10 80.0%
POSSESSION AVG.	30:32	29:28
TOTAL NET YARDS	5542	5887
Avg. Per Game	346.4	367.9
Total Plays	1066	1013
Avg. Per Play	5.2	5.8
NET YARDS RUSHING	1616	1875
Avg. Per Game	101.0	117.2
Total Rushes	453	427
NET YARDS PASSING	3926	4012
Avg. Per Game	245.4	250.8
Sacked/Yards Lost	35/239	38/234
Gross Yards	4165	4246
Att./Completions	578/355	548/347
Completion Pct.	61.4	63.3
Had Intercepted	18	17
PUNTS/AVERAGE	70/45.9	70/44.4
NET PUNTING AVERAGE	42.7	40.3
PENALTIES/YARDS	109/926	121/1061
FUMBLES/FUMBLES LOST	19/9	21/12
TOUCHDOWNS	41	41
Rushing	8	15
Passing	29	24
Returns	4	2

SCORE BY QUARTERS	1	2	3	4	OT	TOTAL
BUCCANEERS	66	101	99	88	0	354
OPPONENTS	78	114	96	75	6	369

SCORING	TD	R	P	Rt	PAT	2P	FG	S	PTS
Aguayo	0	0	0	0	32-34	0	22-31	0	98
Evans	12	0	12	0	0-0	2	0-0	0	76
Brate	8	0	8	0	0-0	0	0-0	0	48
Martin	3	3	0	0	0-0	0	0-0	0	18
Humphries	2	0	2	0	0-0	1	0-0	0	14
Rodgers	2	2	0	0	0-0	0	0-0	0	12
Shepard	2	0	2	0	0-0	0	0-0	0	12
Sims	2	1	1	0	0-0	0	0-0	0	12
Myers	1	0	1	0	0-0	1	0-0	0	8
Alexander	1	0	0	1	0-0	0	0-0	0	6
Barber	1	1	0	0	0-0	0	0-0	0	6
Conte	1	0	0	1	0-0	0	0-0	0	6
Cross	1	0	1	0	0-0	1	0-0	0	6
David	1	0	0	1	0-0	0	0-0	0	6
Grimes	1	0	0	1	0-0	0	0-0	0	6
Martino	1	0	1	0	0-0	1	0-0	0	6
Seferian-Jenkins	1	0	1	0	0-0	0	0-0	0	6
Winston	1	1	0	0	0-0	0	0-0	0	6
team	0	0	0	0	0-0	0	0-0	1	2
BUCCANEERS	41	8	29	4	32-34	4-7	22-31	1	354
OPPONENTS	41	15	24	2	34-35	2-5	27-36	2	369

SACKS: McCoy 7.0, Ayers 6.5, N. Spence 5.5, David 5.0, McDonald 3.5, Alexander 3.0, Gholston 3.0, Adjei-Barimah 2.0, Russell 1.0, Siliga 1.0, A. Spence 0.5.
Buccaneers 38.0. Opponents 35.0.

FUM/LOST: Winston 10/6, Humphries 3/0, A. Smith 2/1, Brate 1/0, Hawley 1/0, Martin 1/0, Sims 1/0.

PASSING	Att	Comp	Yds	Cmp%	Yds/Att	TD	TD%	INT	INT%	Lg	Sack/Lost	Rating
Winston	567	345	4090	60.8	7.21	28	4.9	18	3.2	45t	35/239	86.1
Glennon	11	10	75	90.9	6.82	1	9.1	0	0.0	13	0/0	125.4
BUCCANEERS	578	355	4165	61.4	7.21	29	5.0	18	3.1	45t	35/239	87.0
OPPONENTS	548	347	4246	63.3	7.75	24	4.4	17	3.1	68	38/234	88.8

RUSHING	No	Yds	Avg	Lg	TD
Rodgers	129	560	4.3	45	2
Martin	144	421	2.9	17	3
Barber	55	223	4.1	44t	1
Winston	53	165	3.1	14	1
Sims	51	149	2.9	23	1
Smith, A.	10	47	4.7	8	0
James	4	19	4.8	9	0
Humphries	5	18	3.6	8	0
Shepard	1	9	9.0	9	0
Huff	1	5	5.0	5	0
BUCCANEERS	453	1616	3.6	45	8
OPPONENTS	427	1875	4.4	42	15

RECEIVING	No	Yds	Avg	Lg	TD
Evans	96	1321	13.8	45t	12
Brate	57	660	11.6	38	8
Humphries	55	622	11.3	42t	2
Sims	24	190	7.9	33	1
Shepard	23	341	14.8	24	2
Jackson	15	173	11.5	18	0
Martin	14	134	9.6	27	0
Rodgers	13	98	7.5	21	0
Shorts	11	152	13.8	22	0
Martino	8	142	17.8	43t	1
Myers	7	59	8.4	12	1
Smith, A.	6	77	12.8	30	0
Cross	6	38	6.3	10	1
Barber	5	28	5.6	11	0
Stockner	5	23	4.6	11	0
James	4	22	5.5	6	0
Seferian-Jenkins	3	44	14.7	30t	1
Huff	3	41	13.7	17	0
BUCCANEERS	355	4165	11.7	45t	29
OPPONENTS	347	4246	12.2	68	24

INTERCEPTIONS	No	Yds	Avg	Lg	TD
Grimes	4	37	9.3	31t	1
Tandy	4	28	7.0	28	0
Conte	2	73	36.5	53	1
McDougald	2	32	16.0	32	0
Alexander	1	38	38.0	38t	1
Verner	1	16	16.0	16	0
David	1	15	15.0	15t	1
Hargreaves	1	0	0.0	0	0
Smith, Da.	1	-5	-5.0	-5	0
BUCCANEERS	17	234	13.8	53	4
OPPONENTS	18	253	14.1	60t	1

PUNTING	No	Yds	Avg	Net	TB	In20	Lg	Bk
Anger	70	3215	45.9	42.7	5	37	59	0
BUCS	70	3215	45.9	42.7	5	37	59	0
OPPONENTS	70	3109	44.4	40.3	1	31	67	0

PUNT RETURNS	Ret	FC	Yds	Avg	Lg	TD
Humphries	24	22	237	9.9	25	0
Hargreaves	5	0	29	5.8	12	0
BUCCANEERS	29	22	266	9.2	25	0
OPPONENTS	24	29	128	5.3	20	0

KICKOFF RETURNS	Ret	Yds	Avg	Lg	TD
R. Smith	10	169	16.9	24	0
Huff	6	72	12.0	26	0
Humphries	4	47	11.8	17	0
Shorts	1	19	19.0	19	0
BUCCANEERS	21	307	14.6	26	0
OPPONENTS	25	583	23.3	44	0

FIELD GOALS	1-19	20-29	30-39	40-49	50+	Lg
Aguayo	0-0	5-5	13-15	4-10	0-1	43
BUCCANEERS	0-0	5-5	13-15	4-10	0-1	43
OPPONENTS	0-0	9-9	8-9	6-8	4-10	54

Aguayo: (43G) (45WR) (41WL) () (35G, 33RU, 35G, 46WL, 38G) (38G, 37G, 50WR) (41G) () (30G, 27G) (31G, 22G, 41G, 36G) (48WR) (31WR, 27G, 35G) (41G, 39G, 26G) (25G, 34G) (35G) (33G, 46WL, 48B)
OPPONENTS: (34G, 34G, 29G) (22G, 40G) (53G) (38G, 24G) (43WL) (28G) (31G, 50WL, 52WR) (29G, 41G, 50G) (54G) (22G) (43G) (53WL) (42G, 34G, 22G) (56S, 27G, 52WL, 40G, 38G, 33G) (42G, 34G, 21G) (45WR, 58S, 54G, 36WR)

2017 BUCCANEERS PRESEASON DEFENSIVE STATISTICS

Player	Tackles				Sacks			Interceptions				Fumbles			
	Solo	Assist	Total	TFL	Sack	Yds	QBP	INT	Yds	TD	PD	FF	FR	Yds	TD
Ryan Smith	17	2	19	-	-	-	-	-	-	-	1	-	-	-	-
Adarius Glanton	15	3	18	4	1.0	8.0	1	-	-	-	-	-	1	0	0
Kendell Beckwith	12	5	17	4	2.0	3.0	2	-	-	-	-	-	-	-	-
Cameron Lynch	6	7	13	-	-	-	-	-	-	-	-	1	-	-	-
J.J. Wilcox	6	6	12	-	-	-	-	-	-	-	-	-	-	-	-
Riley Bullough	8	3	11	1	-	-	-	-	-	-	-	-	-	-	-
Robert McClain	6	5	11	1	-	-	-	-	-	-	3	-	-	-	-
Isaiah Johnson	8	2	10	-	-	-	-	-	-	-	1	-	-	-	-
Javien Elliott	7	2	9	-	-	-	-	-	-	-	1	-	-	-	-
Jonathan Moxey	8	0	8	-	-	-	-	-	-	-	-	-	-	-	-
Kwon Alexander	7	1	8	-	-	-	-	-	-	-	-	-	-	-	-
Chris Conte	5	3	8	-	-	-	-	-	-	-	1	1	-	-	-
Justin Evans	4	4	8	-	-	-	-	-	-	-	1	-	-	-	-
Lavonte David	5	1	6	2	1.0	7.0	1	-	-	-	2	-	-	-	-
Sterling Bailey	3	3	6	1	1.0	6.0	1	-	-	-	-	-	-	-	-
Clinton McDonald	3	3	6	1	-	-	-	-	-	-	1	-	-	-	-
Keith Tandy	5	0	5	-	-	-	-	-	-	-	-	-	-	-	-
George Johnson	3	2	5	2	1.0	7.0	2	-	-	-	-	-	-	-	-
Devante Bond	2	3	5	-	-	-	-	-	-	-	-	-	-	-	-
Vernon Hargreaves	4	0	4	-	-	-	-	2	0	0	4	-	-	-	-
Tavaris Barnes	3	1	4	-	-	-	-	-	-	-	-	-	-	-	-
Marqueston Huff	3	1	4	-	-	-	-	-	-	-	-	-	-	-	-
Cody Riggs	3	1	4	-	-	-	-	-	-	-	-	-	-	-	-
Richie Brown	2	1	3	-	-	-	1	-	-	-	-	-	-	-	-
Jeff Knox	2	1	3	-	-	-	-	-	-	-	-	-	-	-	-
DaVonte Lambert	2	1	3	-	-	-	-	-	-	-	-	-	-	-	-
Channing Ward	2	1	3	-	-	-	1	-	-	-	-	-	-	-	-
Mehdi Abdesmad	2	0	2	1	-	-	-	-	-	-	-	-	1	0	0
Chris Baker	2	0	2	-	-	-	-	-	-	-	-	-	-	-	-
Mariel Cooper	2	0	2	-	-	-	-	-	-	-	-	-	-	-	-
Maurice Fleming	2	0	2	-	-	-	-	-	-	-	1	-	-	-	-
Noah Spence	2	0	2	2	1.0	11.0	2	-	-	-	-	-	-	-	-
Robert Ayers	1	1	2	-	-	-	1	-	-	-	-	-	-	-	-
Hendrick Ekpe	1	0	1	-	-	-	-	-	-	-	-	-	-	-	-
William Gholston	1	0	1	-	-	-	-	-	-	-	-	-	-	-	-
Vernon Harris	1	0	1	-	-	-	-	-	-	-	-	-	-	-	-
Ryan Russell	1	0	1	-	-	-	-	-	-	-	-	-	-	-	-
Sealver Siliga	1	0	1	-	-	-	-	-	-	-	-	-	-	-	-
Gerald McCoy	0	0	0	-	-	-	1	-	-	-	-	-	-	-	-
Totals	167	63	230	19	7.0	42.0	13	2	0	0	16	2	2	0	0

2017 PRESEASON SPECIAL TEAMS STATISTICS

Player	Tackles			Fumbles		
	Solo	Assist	Total	FF	FR	TD
Justin Evans	2	0	2	-	-	-
Shaq Hill	1	0	1	-	-	-
Austin Johnson	1	0	1	-	-	-
Isaiah Johnson	1	0	1	-	-	-
Jeff Knox	1	0	1	-	-	-
Cameron Lynch	1	0	1	-	-	-
Freddie Martino	1	0	1	-	-	-
Jeremy McNichols	1	0	1	-	-	-
Cody Riggs	1	0	1	-	-	-
Josh Robinson	1	0	1	-	-	-
Ryan Russell	1	0	1	-	-	-
Blake Sims	1	0	1	-	-	-
Totals	13	0	13	0	0	0

Return Touchdowns

Safeties

Blocked Kicks			
	FG	PAT	Punt
Totals	0	0	0

Own Fumbles				
	Total	Lost	OR	OOB
Ryan Fitzpatrick	2	1	1	0
Jameis Winston	1	0	1	0
Totals	3	1	2	0

Miscellaneous Tackles/Fumbles			
	Tackles	FF	FR
Ryan Fitzpatrick	0	0	1
Cole Gardner	1	0	0
Chris Godwin	1	0	0
O.J. Howard	1	0	0
Adam Humphries	0	0	1
Totals	3	0	2

Key			
TFL - Tackles for Loss	QBP - Quarterback Pressures	FF - Forced Fumbles	OR - Own Recovered
Yds - Yards	PD - Passes Defensed	FR - Fumble Recoveries	OOB - Out of Bounds

2016 BUCCANEERS DEFENSIVE STATISTICS

Player	Tackles				TFL	Sacks			Interceptions				Fumbles			
	Solo	Assist	Total			Sack	Yds	QBP	INT	Yds	TD	PD	FF	FR	Yds	TD
Kwon Alexander	108	37	145	12		3.0	8.0	7	1	38	1	7	1	1	4	0
Bradley McDougald	79	13	92	3		-	-	-	2	32	0	10	-	1	6	0
Lavonte David	67	20	87	17		5.0	39.0	8	1	15	1	4	4	2	53	0
Vernon Hargreaves	68	8	76	3		-	-	-	1	0	0	9	1	-	-	-
Chris Conte	54	10	64	1		-	-	-	2	73	1	5	-	1	10	0
Brent Grimes	51	6	57	-		-	-	-	4	37	1	24	1	-	-	-
Keith Tandy	41	11	52	2		-	-	-	4	28	0	9	-	-	-	-
William Gholston	37	12	49	9		3.0	24.0	7	-	-	-	-	1	1	0	0
Clinton McDonald	25	11	36	6		3.5	14.5	5	-	-	-	-	-	-	-	-
Daryl Smith	28	7	35	3		-	-	-	1	-5	0	1	-	1	0	0
Gerald McCoy	26	8	34	5		7.0	51.0	14	-	-	-	5	2	2	0	0
Robert Ayers	21	8	29	7		6.5	38.5	19	-	-	-	1	1	-	-	-
Jude Adjei-Barimah	22	0	22	1		2.0	16.0	2	-	-	-	2	1	-	-	-
Noah Spence	16	6	22	2		5.5	33.5	12	-	-	-	2	3	-	-	-
Akeem Spence	10	9	19	2		0.5	0.5	3	-	-	-	-	-	-	-	-
DaVonte Lambert	9	5	14	-		-	-	-	-	-	-	-	1	-	-	-
Alterraun Verner	11	1	12	-		-	-	-	1	16	0	7	-	-	-	-
Javien Elliott	8	2	10	1		-	-	-	-	-	-	1	-	-	-	-
Adarius Glanton	8	1	9	-		-	-	-	-	-	-	-	-	-	-	-
John Hughes	5	1	6	-		-	-	-	-	-	-	-	-	-	-	-
Sealver Siliga	3	2	5	1		1.0	3.0	1	-	-	-	-	-	-	-	-
Channing Ward	1	4	5	-		-	-	-	-	-	-	-	-	-	-	-
Ryan Russell	4	0	4	1		1.0	6.0	4	-	-	-	-	-	-	-	-
Howard Jones	1	0	1	-		-	-	1	-	-	-	-	-	1	0	0
Cameron Lynch	0	1	1	-		-	-	-	-	-	-	-	-	-	-	-
Totals	703	183	886	76		38.0	234.0	83	17	234	4	87	16	10	73	0

2016 SPECIAL TEAMS STATISTICS

Player	Tackles			Fumbles		
	Solo	Assist	Total	FF	FR	TD
Josh Robinson	12	0	12	-	-	-
Keith Tandy	6	0	6	-	1	0
Chris Conte	5	0	5	-	-	-
Adarius Glanton	4	1	5	-	-	-
Alterraun Verner	4	0	4	-	-	-
Josh Keyes	3	0	3	-	-	-
Bryan Anger	2	0	2	-	-	-
Alan Cross	2	0	2	-	-	-
Howard Jones	2	0	2	-	-	-
Cameron Lynch	2	0	2	-	-	-
Russell Shepard	2	0	2	-	1	0
Peyton Barber	1	1	2	-	-	-
Cameron Brate	1	1	2	-	-	-
Roberto Aguayo	1	0	1	-	-	-
Brandon Myers	1	0	1	-	-	-
Ryan Smith	1	0	1	-	-	-
Jacquizz Rodgers	1	0	1	-	-	-
Totals	50	3	53	0	2	0

Return Touchdowns

38-yard interception return by Kwon Alexander, vs. L.A., 9/25/16
 20-yard interception return by Chris Conte, vs. Chicago, 11/13/16
 15-yard interception return by Lavonte David, at San Diego, 12/4/16
 31-yard interception return by Brent Grimes, vs. Carolina, 1/1/17

Safeties

team (fumble out of end zone), vs. Chicago, 11/13/16

Key

TFL - Tackles for Loss
 Yds - Yards
 QBP - Quarterback Pressures
 PD - Passes Defensed

FF - Forced Fumbles
 FR - Fumble Recoveries
 OR - Own Recovered
 OOB - Out of Bounds

Blocked Kicks

FG	PAT	Punt
----	-----	------

Totals	0	0	0
--------	---	---	---

Own Fumbles

Total	Lost	OR	OOB
-------	------	----	-----

Cameron Brate	1	0	0	1
Joe Hawley	1	0	1	0
Adam Humphries	3	0	2	1
Doug Martin	1	1	0	0
Charles Sims	1	1	0	0
Antone Smith	2	1	1	0
Jameis Winston	10	6	4	0
Totals	19	9	8	2

Miscellaneous Tackles/Fumbles

Tackles	FF	FR
---------	----	----

Peyton Barber	1	0	0
Cameron Brate	1	0	0
Mike Evans	1	0	0
Joe Hawley	3	0	0
Doug Martin	0	0	1
Ali Marpet	3	0	0
Kevin Pamphile	3	0	0
Jacquizz Rodgers	1	0	0
Cecil Shorts	1	0	0
Charles Sims	5	0	0
Antone Smith	0	0	1
Luke Stocker	1	0	0
Leonard Wester	0	0	1
Jameis Winston	0	0	3
Totals	20	0	6

2017 BUCCANEERS PRESEASON PARTICIPATION CHART

Legend																		
Position Abbreviation Indicates Start (e.g. RCB indicates started at right cornerback)																		
P = Played DNP = Did Not Play IA = Inactive IR = Injured Reserve																		
N = Not on Roster PS = Practice Squad PUP = Phys. Unable to Perform NFI = Res./Non-Football-Injury RES = Reserve																		
Player	P O S	G P	G S	D N P	I A	1 @cin	2 @jax	3 CLE	4 WAS									
Abdesmad, Mehdi	DE	1	0	0	0	0	N	N	P									
Adjei-Barimah, Jude	CB	0	0	2	0	DNP	DNP	N	N									
Aguayo, Roberto	K	1	0	0	0	0	P	N	N									
Alexander, Kwon	LB	2	2	2	0	MLB	MLB	DNP	DNP									
Allen, Josh	OL	4	1	0	0	0	P	P	LG									
Anger, Bryan	P	4	0	0	0	0	P	P	P									
Auclair, Antony	TE	4	1	0	0	0	P	P	TE									
Ayers Jr., Robert	DE	3	3	1	0	DE	DE	DE	DNP									
Bailey, Sterling	DE	4	0	0	0	0	P	P	P									
Baker, Chris	DT	3	3	1	0	DT	DT	DT	DNP									
Barber, Peyton	RB	4	1	0	0	0	P	P	RB									
Barnes, Tavaris	DE	4	1	0	0	0	P	P	DE									
Beckwith, Kendall	LB	4	3	0	0	0	P	SLB	SLB									
Benenoch, Caleb	OL	3	1	1	0	0	P	DNP	RT									
Bond, Devante	LB	1	1	3	0	SLB	DNP	DNP	DNP									
Brate, Cameron	TE	3	2	1	0	TE	P	TE	DNP									
Brown, Richie	LB	4	0	0	0	0	P	P	P									
Bullough, Riley	LB	4	0	0	0	0	P	P	P									
Conte, Chris	S	3	3	1	0	S	S	S	DNP									
Cooper, Mariel	CB	2	0	0	0	0	N	N	P									
Cross, Alan	TE	4	2	0	0	0	P	TE	TE									
David, Lavonte	LB	3	3	1	0	WLB	WLB	WLB	DNP									
DePaola, Andrew	LS	2	0	0	0	0	N	N	P									
Dotson, Demar	T	2	2	2	0	RT	RT	DNP	DNP									
Dye Jr., Donteea	WR	2	0	2	0	DNP	DNP	P	P									
Ekpe, Hendrick	DE	1	0	0	0	0	N	N	P									
Elliott, Javien	CB	4	0	0	0	0	P	P	P									
Evans, Justin	S	4	1	0	0	0	P	P	S									
Evans, Mike	WR	2	2	2	0	WR	WR	DNP	DNP									
Fitzpatrick, Ryan	QB	4	1	0	0	0	P	P	QB									
Fleming, Maurice	CB	2	0	0	0	0	P	P	N									
Folk, Nick	K	3	0	1	0	0	P	P	DNP									
Gardner, Cole	T	2	0	0	0	0	P	P	N									
Gholston, William	DL	2	2	2	0	DE	DE	DNP	DNP									
Glanton, Adarius	LB	3	2	1	0	DNP	P	MLB	SLB									
Godwin, Chris	WR	4	1	0	0	0	P	P	WR									
Griffin, Ryan	QB	1	0	3	0	0	P	DNP	DNP									
Grimes, Brent	CB	0	0	4	0	DNP	DNP	DNP	DNP									
Hansbrough, Russell	RB	3	0	1	0	0	P	DNP	P									
Hargreaves III, Vernon	CB	3	3	1	0	CB	CB	CB	DNP									
Harris, Vernon	CB	2	0	0	0	0	N	N	P									
Harrison, Jarvis	G	4	0	0	0	0	P	P	P									
Hawley, Joe	C	4	2	0	0	0	C	P	C									
Hicks, Quayvon	RB	2	0	0	0	0	P	P	N									
Hill, Shaq	WR	4	0	0	0	0	P	P	P									
Hocker, Zach	K	3	0	0	0	0	N	P	P									
Howard, O.J.	TE	3	3	1	0	TE	TE	TE	DNP									
Huff, Josh	WR	2	0	2	0	0	P	P	DNP									
Huff, Marqueston	S	4	0	0	0	0	P	P	P									
Humphries, Adam	WR	3	1	1	0	0	P	P	WR									
Jackson, DeSean	WR	2	2	2	0	WR	WR	DNP	DNP									
Johnson, Austin	FB	4	0	0	0	0	P	P	P									
Johnson, George	DE	3	1	1	0	DNP	P	P	DE									
Johnson, Isaiah	S	4	0	0	0	0	P	P	P									
Kirven, Korren	T	4	0	0	0	0	P	P	P									
Knox Jr., Jeff	LB	4	0	0	0	0	P	P	P									
Lambert, DeVonte	DL	3	1	1	0	0	P	P	DE									
Liedtke, Mike	OL	4	1	0	0	0	P	P	RG									
Liufau, Sefo	QB	2	0	2	0	0	P	DNP	P									
Lucas, Marquis	T	2	0	0	0	0	N	N	P									
Lynch, Cameron	LB	4	1	0	0	0	P	P	WLB									
Marpet, Ali	G	2	2	2	0	DNP	C	C	DNP									
Martin, Doug	RB	3	2	1	0	RB	RB	P	DNP									
Martino, Freddie	WR	4	1	0	0	0	P	P	WR									
McClain, Robert	CB	4	1	0	0	0	P	P	CB									
McCoy, Gerald	DT	2	2	2	0	DT	DT	DNP	DNP									
McDonald, Clinton	DT	3	1	1	0	0	P	DT	DNP									
McNichols, Jeremy	RB	4	0	0	0	0	P	P	P									
Moxey, Jonathan	CB	4	0	0	0	0	P	P	P									
Nzeocha, Eric	LB	3	0	1	0	0	P	DNP	P									
Pamphile, Kevin	G	2	2	2	0	LG	LG	DNP	DNP									
Reedy, Bernard	WR	4	0	0	0	0	P	P	P									
Riggs, Cody	CB	4	0	0	0	0	P	P	P									
Robinson, Josh	CB	2	0	2	0	0	P	DNP	DNP									
Rodgers, Jacquizz	RB	3	1	1	0	0	P	P	RB									
Russell, Ryan	DE	3	0	1	0	0	P	P	DNP									
Sanborn, Garrison	LS	3	0	1	0	0	P	P	DNP									
Siliga, Sealver	DT	4	1	0	0	0	P	P	DT									
Sims III, Charles	RB	3	0	1	0	0	P	P	DNP									
Sims, Blake	RB	3	0	0	0	0	P	P	N									
Smith, Donovan	T	3	3	1	0	LT	LT	LT	DNP									
Smith, Evan	OL	2	1	2	0	DNP	P	LG	DNP									
Smith, Jacques	DE	0	0	0	0	0	PUP	PUP	PUP									
Smith, Ryan	S	4	4	0	0	0	CB	CB	CB									
Spence, Noah	DE	3	0	1	0	0	P	P	DNP									
Stocker, Luke	TE	3	0	1	0	0	P	P	DNP									
Stone, James	C	4	0	0	0	0	P	P	P									
Sweezy, J.R.	G	3	3	1	0	RG	RG	RG	DNP									
Tandy, Keith	S	3	3	1	0	S	S	S	DNP									
Trattou, Justin	DE	2	0	1	0	0	P	P	IR									
Tu'ikolovatu, Stevie	DT	3	0	1	0	0	P	P	DNP									
Walker, Derel	WR	4	0	0	0	0	P	P	P									
Ward, Channing	DE	4	1	0	0	0	P	P	DT									
Westbrook, Tevin	TE	4	1	0	0	0	P	P	TE									
Wester, Leonard	T	4	2	0	0	0	P	P	RT									
Wilcox, J.J.	S	4	1	0	0	0	P	P	S									
Wilson, Bobo	WR	4	0	0	0	0	P	P	P									
Winston, Jameis	QB	3	3	1	0	QB	QB	QB	DNP									

2016 BUCCANEERS PARTICIPATION CHART

Legend

Position Abbreviation Indicates Start (e.g. PCB indicates started at right cornerback) P = Played DNP = Did Not Play IA = Inactive IR = Injured Reserve
N = Not on Roster PS = Practice Squad PUP = Phys. Unable to Perform NFI = Res./Non-Football-Injury RES = Reserve

Player	P O S	G P	G S	D N P	I A	1 @atl	2 @az	3 LA	4 DEN	5 @car	6 @sf	7 OAK	8 ATL	9 CHI	10 @kc	11 SEA	12 @sd	13 NO	14 @dal	15 @no	16 CAR
Adjel-Barimah, Jude	CB	10	1	0	0	P	P	P	CB	P	P	P	P	P	P	RES	RES	RES	RES	RES	IR
Aguiayo, Roberto	K	16	0	0	0	P	P	P	P	P	P	P	P	P	P	P	P	P	P	P	P
Alexander, Kwon	LB	16	16	0	0	MLB	MLB	MLB	MLB	MLB	MLB	MLB	MLB	MLB	MLB	MLB	MLB	MLB	MLB	MLB	MLB
Allen, Josh	OL	0	0	0	2	PS	PS	PS	PS	PS	PS	PS	PS	PS	PS	IA	IA	N	N	N	PS
Anger, Bryan	P	16	0	0	0	P	P	P	P	P	P	P	P	P	P	P	P	P	P	P	P
Ayers Jr., Robert	DE	12	10	0	4	DE	DE	IA	IA	IA	IA	DE	DE	DE	DE	DE	P	DE	DE	DE	P
Banks, Johnthan	CB	5	0	0	2	P	P	P	P	P	IA	IA	N	N	N	N	N	N	N	N	N
Barber, Peyton	RB	14	1	1	1	P	IA	P	P	DNP	P	P	RB	P	P	P	P	P	P	P	P
Benenoch, Caleb	OL	5	1	0	11	IA	IA	IA	IA	IA	IA	IA	IA	LG	P	P	P	IA	IA	P	IA
Bond, Devante	LB	0	0	0	2	IA	IA	IR	IR	IR	IR	IR	IR	IR	IR	IR	IR	IR	IR	IR	IR
Brate, Cameron	TE	15	10	0	0	P	P	TE	TE	TE	TE	P	P	P	TE	TE	TE	TE	TE	TE	IR
Brown, Kourtnei	DE	0	0	0	0	N	N	N	N	N	N	N	N	N	PS	PS	N	N	N	N	N
Butler, Jeremy	WR	0	0	0	0	PS	PS	PS	PS	N	N	N	N	N	N	N	N	N	N	N	N
Cherilus, Gosder	T	14	3	1	1	DNP	P	P	P	P	P	P	TE	P	P	P	P	RT	RT	IA	P
Coe, Rodney	DT	0	0	0	0	N	PS	PS	PS	PS	PS	PS	PS	PS	N	N	PS	PS	PS	PS	N
Conte, Chris	S	14	11	0	2	S	S	S	S	S	S	S	S	S	S	S	IA	IA	P	P	P
Cross, Alan	TE	14	0	0	0	N	PS	P	P	P	P	P	P	P	P	P	P	P	P	P	P
David, Lavonte	LB	16	16	0	0	WLB	WLB	WLB	WLB	WLB	WLB	WLB	WLB	WLB	WLB	WLB	WLB	WLB	WLB	WLB	WLB
DePaola, Andrew	LS	16	0	0	0	P	P	P	P	P	P	P	P	P	P	P	P	P	P	P	P
Dotson, Demar	T	13	13	0	3	RT	RT	RT	RT	RT	RT	RT	RT	RT	RT	RT	RT	IA	IA	IA	RT
Dye, Donteea	WR	1	0	0	1	N	N	N	N	N	N	PS	PS	PS	PS	PS	PS	P	IA	IR	IR
Elliott, Javien	CB	6	1	0	0	PS	PS	PS	PS	PS	PS	PS	PS	PS	PS	P	P	P	P	P	CB
Elston, Trae	S	0	0	0	0	N	N	N	N	N	PS	PS	PS	PS	N	N	N	N	N	N	N
Evans, Mike	WR	16	16	0	0	WR	WR	WR	WR	WR	WR	WR	WR	WR	WR	WR	WR	WR	WR	WR	WR
Gholston, William	DE	14	14	0	2	DE	DE	DE	DE	DE	DE	DE	DE	DE	DE	DE	DE	DE	DE	IA	IA
Gibson, Deonte	DE	0	0	0	0	N	N	N	N	N	N	N	N	N	N	N	N	N	N	N	PS
Glanton, Adarius	LB	16	0	0	0	P	P	P	P	P	P	P	P	P	P	P	P	P	P	P	P
Glennon, Mike	QB	2	0	14	0	DNP	DNP	DNP	DNP	DNP	DNP	DNP	DNP	P	DNP	DNP	DNP	DNP	DNP	DNP	DNP
Gottschalk, Ben	C	2	1	0	0	PS	PS	PS	PS	PS	PS	PS	PS	P	LG	IR	IR	IR	IR	IR	IR
Griffin, Ryan	QB	0	0	1	15	IA	IA	IA	IA	DNP	IA	IA	IA	IA	IA	IA	IA	IA	IA	IA	IA
Grimes, Brent	CB	16	16	0	0	CB	CB	CB	CB	CB	CB	CB	CB	CB	CB	CB	CB	CB	CB	CB	CB
Hansbrough, Russell	RB	2	0	0	0	PS	N	N	N	P	PS	PS	PS	N	PS	N	N	N	N	N	P
Hargreaves III, Vernon	CB	16	16	0	0	CB	CB	CB	CB	CB	CB	CB	CB	CB	CB	CB	CB	CB	CB	CB	CB
Hawley, Joe	C	15	15	0	1	C	C	C	C	C	C	C	C	IA	C	C	C	C	C	C	C
Huff, Josh	WR	3	0	1	0	N	N	N	N	N	N	N	N	PS	PS	PS	PS	P	P	P	DNP
Hughes, John	DT	5	0	0	6	N	N	N	N	N	P	P	P	P	IA	IA	IA	N	IA	IA	IA
Humphries, Adam	WR	15	4	0	1	WR	WR	P	P	P	P	WR	WR	P	P	P	P	IA	P	P	P
Ings, Kendrick	WR	0	0	0	0	N	N	N	N	N	N	N	N	N	N	N	N	N	N	PS	PS
Jackson, Vincent	WR	5	5	0	0	WR	WR	WR	WR	WR	IR	IR	IR	IR	IR	IR	IR	IR	IR	IR	IR
James, Mike	RB	4	0	0	0	N	N	N	N	N	N	N	P	P	P	P	N	N	N	N	N
Johnson, Austin	FB	1	0	0	0	N	N	N	N	N	N	N	N	N	N	N	N	N	PS	PS	P
Johnson, George	DE	0	0	0	0	IR	IR	IR	IR	IR	IR	IR	IR	IR	IR	IR	IR	IR	IR	IR	IR
Johnson, Isaiah	S	0	0	0	0	PS	PS	PS	PS	PS	PS	PS	PS	PS	PS	PS	PS	PS	PS	PS	PS
Jones, Howard	DE	8	0	0	0	P	P	P	P	P	P	P	P	IR	IR	IR	IR	IR	IR	IR	IR
Kerbyson, Kyler	OL	0	0	0	0	N	N	N	N	N	N	N	N	N	PS	PS	PS	PS	PS	PS	PS
Keyes, Josh	LB	4	0	0	0	P	P	P	P	PS	N	N	N	N	N	N	N	N	N	N	N
Krause, Jonathan	WR	0	0	0	0	N	N	N	PS	N	N	N	N	N	N	N	N	N	N	N	N
Lambert, DaVonte	DT	11	5	0	5	IA	P	DE	P	DE	DE	P	P	P	P	IA	IA	IA	IA	DE	DE
Liedtke, Michael	OL	0	0	0	0	N	N	N	N	N	N	N	N	N	N	PS	PS	PS	PS	PS	PS
Lynch, Cameron	LB	12	0	0	0	N	PS	PS	PS	P	P	P	P	P	P	P	P	P	P	P	P
Marpet, Ali	G	16	16	0	0	RG	RG	RG	RG	RG	RG	RG	RG	RG	RG	RG	RG	RG	RG	RG	RG
Martin, Doug	RB	8	8	0	7	RB	RB	IA	IA	IA	IA	IA	IA	RB	RB	RB	RB	RB	RB	IA	RES
Martino, Freddie	WR	13	0	0	0	PS	PS	P	P	N	P	P	P	P	P	P	P	P	P	P	P
McCoy, Gerald	DT	15	15	0	1	DT	DT	DT	DT	IA	DT	DT	DT	DT	DT	DT	DT	DT	DT	DT	DT
McDonald, Clinton	DT	12	12	0	4	DT	DT	DT	DT	IA	IA	IA	IA	DT	DT	DT	DT	DT	DT	DT	DT
McDougald, Bradley	S	16	16	0	0	S	S	S	S	S	S	S	S	S	S	S	S	S	S	S	S
Murphy, Louis	WR	0	0	0	0	PUP	PUP	PUP	PUP	PUP	PUP	PUP	PUP	PUP	PUP	PUP	N	N	N	N	N
Myers, Brandon	TE	16	9	0	0	P	P	TE	TE	TE	P	TE	P	TE	TE	TE	P	TE	P	P	TE
Pamphile, Kevin	OL	14	14	0	2	LG	LG	LG	LG	LG	LG	LG	LG	IA	IA	LG	LG	LG	LG	RT	LG
Reedy, Bernard	WR	0	0	0	2	N	N	N	N	N	N	N	N	N	N	N	N	PS	PS	IA	IA
Riggs, Cody	CB	0	0	0	0	N	N	N	N	N	N	N	N	N	N	PS	PS	PS	PS	PS	PS
Robinson, Josh	CB	16	0	0	0	P	P	P	P	P	P	P	P	P	P	P	P	P	P	P	P
Rodgers, Jacquizz	RB	10	5	0	5	N	P	P	P	RB	RB	RB	IA	IA	IA	IA	P	IA	RB	RB	RB
Russell, Ryan	DE	8	0	0	0	N	N	PS	PS	PS	PS	PS	PS	P	P	P	P	P	P	P	P
Seferian-Jenkins, Austin	TE	2	0	0	0	P	P	N	N	N	N	N	N	N	N	N	N	N	N	N	N
Shepard, Russell	WR	14	4	0	2	P	P	P	P	P	P	P	IA	IA	P	P	P	WR	WR	WR	WR
Shorts, Cecil	WR	9	5	0	3	P	P	IA	IA	IA	WR	P	WR	WR	WR	P	WR	IR	IR	IR	IR
Silaga, Seaver	DT	6	0	0	1	N	N	N	N	N	N	N	N	N	IA	P	P	P	P	P	P
Sims III, Charles	RB	7	2	0	0	P	P	RB	RB	IR	IR	IR	IR	IR	IR	IR	IR	IR	IR	P	IR
Sims, Blake	RB	0	0	0	0	N	N	N	N	N	N	N	N	N	N	N	N	N	N	N	PS
Smith, Antone	RB	3	0	0	0	N	N	N	N	N	P	P	P	IR	IR	IR	IR	IR	IR	IR	IR
Smith, Daryl	LB	16	11	0	0	P	P	SLB	P	SLB	SLB	SLB	SLB	SLB	SLB	SLB	P	SLB	SLB	SLB	P
Smith, Donovan	T	16	16	0	0	LT	LT	LT	LT	LT	LT	LT	LT	LT	LT	LT	LT	LT	LT	LT	LT
Smith, Evan	OL	12	2	1	3	DNP	P	P	P	P	P	P	P	C	IA	IA	IA	P	P	LG	P
Smith, Jacques	DE	1	0	0	0	P	IR	IR	IR	IR	IR	IR	IR	IR	IR	IR	IR	IR	IR	IR	IR
Smith, Ryan	CB	14	0	0	2	IA	IA	P	P	P	P	P	P	P	P	P	P	P	P	P	P
Spence, Akeem	DT	16	4	0	0	P	P	P	P	DT	DT	DT	DT	P	P	P	P	P	P	P	P
Spence, Noah	DE	16	3	0	0	P	P	P	DE	P	P	P	P	P	P	P	DE	P	P	P	DE
Stocker, Luke	TE	12	10	0	4	TE	TE	IA	IA	IA	TE	TE	TE	P	P	TE	TE	IA	TE	TE	TE
Sweezy, J.R.	G	0	0	0	0	PUP	PUP	PUP	PUP	PUP	PUP	PUP	PUP	PUP	PUP	PUP	PUP	PUP	PUP	PUP	PUP
Tandy, Keith	S	16	5	0	0	P	P	P	P	P	P	P	P	P	P	P	S	S	S	S	S
Verner, Alterraun	CB	16	3	0	0	CB	CB	P	P	P	P	P	P	P	P	P	P	CB	P	P	P
Vitale, Danny	TE	0	0	0	0	PS	PS	PS	PS	PS	N	N	N	N	N	N	N	N	N	N	N
Ward, Channing	DE	5	1	0	5	IA	IA	P	P	DT	P	IA	P	IA	PS	PS	PS	PS	PS	PS	IA
Westbrook, Tevin	TE	0	0	0	0	N	N	N	N	N	PS	PS	PS	PS	PS	PS	PS	PS	PS	PS	PS
Wester, Leonard	T	3	0	1	12	IA	IA	IA	IA	N	IA	IA	IA	IA	IA	IA	IA	P	P	P	IA
White, Myles	WR	0	0	0	0	N	N	N	N	N	N	N	N	N	N	PS	PS	PS	PS	PS	PS
Winston, Jameis	QB	16	16	0	0	QB	QB	QB	QB	QB	QB	QB	QB	QB	QB	QB	QB	QB	QB	QB	QB
Wright, Major	S	2	0	0	0	N	N	N	N	N	N	N	N	N	N	N	P	N	N	N	N

TAMPA BAY BUCCANEERS' 2017 PERSONNEL LOG

(By Date)

January 2 – Signed OL **Josh Allen**, S **Isaiah Johnson**, OL **Mike Liedtke**, CB **Cody Riggs**, RB **Blake Sims** and TE **Tevin Westbrook** to futures contracts.

January 4 – Signed TE **Kivon Cartwright** and K **John Lunsford** to futures contracts.

January 5 – Signed G **Jarvis Harrison** to futures contract.

January 6 – Signed WR **Derel Walker** to futures contract.

January 10 – Signed RB **Quayvon Hicks** to futures contract.

January 13 – Signed Defensive Coordinator **Mike Smith** to new contract agreement.

January 20 – Signed G **James Stone** to futures contract.

January 30 – Signed QB **Sean Renfree** to futures contract.

February 7 – Named **Ben Steele** as tight ends coach. Signed LS **Dax Dellenbach** to futures contract.

February 14 – Named **Danny Breyer** as defensive assistant, **Skyler Fulton** as offensive assistant, **Zack Grossi** as offensive quality control, **Anthony Perkins** as assistant to the head coach and **Alex Smith** as pro scout.

February 21 – Named **Brett Greene** as director of video.

February 23 – Released CB **Alterraun Verner**.

March 9 – Signed DT **Chris Baker**, S **Chris Conte**, WR **DeSean Jackson** and RB **Jacquizz Rodgers**.

March 11 – Signed DT **Sealver Siliga** and S **J.J. Wilcox**.

March 12 – Signed CB **Josh Robinson**.

March 14 – Signed LS **Garrison Sanborn**.

March 15 – Signed C **Joe Hawley**.

March 16 – T **Gosder Cherlius** announced retirement.

March 18 – Signed K **Nick Folk**.

March 22 – Waived K **John Lunsford**.

April 17 – CB **Jude Adjei-Barimah**, TE **Cameron Brate**, LB **Adarius Glanton**, WR **Adam Humphries** and WR **Freddie Martino** signed exclusive rights contracts. QB **Ryan Griffin** signed restricted free agent contract.

May 1 – Signed TE **Antony Auclair**, DE **Deondre Barnett**, LB **Richie Brown**, LB **Riley Bullough**, CB **Maurice Fleming**, T **Cole Gardner**, S **Alex Gray**, T **Korren Kirven**, QB **Sefo Liufau**, CB **Greg Mabin**, LB **Paul Magloire**, CB **Jonathan Moxey**, WR **Thomas Sperbeck** and WR **Bobo Wilson**. Waived TE **Kivon Cartwright** and C **Ben Gottschalk**.

May 8 – Waived CB **Greg Mabin**.

May 10 – Signed CB **Robert McClain**. Waived LS **Dax Dellenbach**.

May 11 – Signed DE **Evan Panfil**.

May 22 – Signed QB **Ryan Fitzpatrick** and TE **O.J. Howard**. DE **Jacquies Smith** signed restricted free agent contract. Waived QB **Sean Renfree**.

May 23 – Signed LB **Kendell Beckwith**, RB **Jeremy McNichols** and DT **Stevie Tu'ikolovatu**.

May 25 – Signed S **Justin Evans**.

May 30 – Signed LB **Eric Nzeocha**.

May 31 – Signed DE **Sterling Bailey** and DE **Tavaris Barnes**. Waived DE **Deondre Barnett** and LB **Paul Magloire**.

June 1 – Signed WR **Chris Godwin**.

July 26 – Placed DE **Jacquies Smith** on the Active/PUP list.

July 28 – Signed DE **Justin Trattou**. Waived DE **Evan Panfil**.

July 30 – Signed S **Marqueston Huff** and WR **Jhajuan Seales**. Waived S **Alex Gray** and WR **Thomas Sperbeck**.

August 2 – Signed WR **Shaq Hill**. Waived WR **Jhajuan Seales**.

August 12 – Waived K **Roberto Aguayo**.

August 13 – Signed K **Zach Hocker**.

August 19 – Signed T **Austin Albrecht** and CB **Vernon Harris**. Waived CB **Maurice Fleming** and T **Cole Gardner**.

August 20 – Signed CB **Mariel Cooper**. Awarded T **Marquis Lucas** off of waivers from Atlanta. Waived T **Austin Albrecht** and RB **Quayvon Hicks**.

August 22 – Signed LS **Andrew DePaola**. Waived (injured) CB **Jude Adjei-Barimah**.

August 28 – Signed DE **Mehdi Abdesmad** and DE **Hendrick Ekpe**. Placed DE **Justin Trattou** on Injured Reserve. Waived RB **Blake Sims**.

August 30 – Signed QB **Ryan Griffin** to a contract extension.

September 1 – Placed DL **DaVonte Lambert** and DT **Stevie Tu'ikolovatu** on Injured Reserve. Released LS **Andrew DePaola** and DE **George Johnson**.

September 2 – Waived DE **Mehdi Abdesmad**, OL **Josh Allen**, DE **Sterling Bailey**, DE **Tarvaris Barnes**, LB **Richie Brown**, LB **Riley Bullough**, CB **Mariel Cooper**, WR **Donteea Dye**, DE **Hendrick Ekpe**, RB **Russell Hansbrough**, CB **Vernon Harris**, G **Jarvis Harrison**, WR **Shaq Hill**, K **Zach Hocker**, WR **Josh Huff**, S **Marqueston Huff**, FB **Austin Johnson**, S **Isaiah Johnson**, T **Korren Kirven**, LB **Jeff Knox**, OL **Mike Liedtke**, T **Marquis Lucas**, WR **Freddie Martino**, RB **Jeremy McNichols**, CB **Jonathan Moxey**, LB **Eric Nzeocha**, DB **Cody Riggs**, G **James Stone**, WR **Derel Walker**, TE **Tevin Westbrook** and WR **Bobo Wilson**. Released LS **Garrison Sanborn**. Waived (injured) QB **Sefo Liufau**. Placed RB **Doug Martin** on Reserve/Suspended list.

September 3 – Traded S **J.J. Wilcox** to the Pittsburgh Steelers. Signed DE **Sterling Bailey**, LB **Riley Bullough**, RB **Russell Hansbrough**, FB **Austin Johnson**, S **Isaiah Johnson**, OL **Mike Liedtke**, T **Marquis Lucas**, WR **Freddie Martino**, CB **Jonathan Moxey**, LB **Eric Nzeocha** and WR **Bobo Wilson** to the practice squad.

September 4 – Signed LS **Garrison Sanborn** and S **T.J. Ward**. Placed QB **Ryan Griffin** on Injured Reserve.

September 5 – Signed DL **Will Clarke**. Waived DL **Channing Ward**.

September 6 – Signed T **Justin Murray** to practice squad. Placed T **Marquis Lucas** on Practice Squad Injured Reserve.

TAMPA BAY BUCCANEERS' 2017 PERSONNEL LOG

(By Player and Coach)

Abdesmad, Mehdi DE
August 28 Signed contract
September 2 Waived

Adjei-Barimah, Jude CB
April 17 Signed ERFA contract
August 22 Waived (injured)

Aguayo, Roberto K
August 12 Waived

Albrecht, Austin T
August 19 Signed contract
August 20 Waived

Allen, Josh OL
January 2 Signed contract
September 2 Waived

Auclair, Antony TE
May 1 Signed contract

Bailey, Sterling DE
May 31 Signed contract
September 2 Waived
September 3 Signed to practice squad

Baker, Chris DT
March 9 Signed contract

Barnes, Tavaris DE
May 31 Signed contract
September 2 Waived

Barnett, Deondre DE
May 1 Signed contract
May 31 Waived

Beckwith, Kendell LB
May 23 Signed contract

Brate, Cam TE
April 17 Signed ERFA contract

Breyer, Danny Defensive Assistant
February 14 Named defensive assistant

Brown, Richie LB
May 1 Signed contract
September 2 Waived

Bullough, Riley LB
May 1 Signed contract
September 2 Waived
September 3 Signed to practice squad

Cartwright, Kivon TE
January 4 Signed contract
May 1 Waived

Cherilus, Gosder T
March 16 Announced retirement

Clarke, Will DL
September 5 Signed contract

Conte, Chris S
March 9 Signed contract

Cooper, Mariel CB
August 20 Signed contract
September 2 Waived

Dellenbach, Dax LS
February 7 Signed contract
May 10 Waived

DePaola, Andrew LS
August 22 Signed contract
September 1 Released

Dye, Donteea **WR**
 September 2 Waived
Ekpe, Hendrick **DE**
 August 28 Signed contract
 September 2 Waived
Evans, Justin **S**
 May 25 Signed contract
Fitzpatrick, Ryan **QB**
 May 22 Signed contract
Fleming, Maurice **CB**
 May 1 Signed contract
 August 19 Waived
Folk, Nick **K**
 March 18 Signed contract
Fulton, Skyler **Offensive Assistant**
 February 14 Named offensive assistant
Gardner, Cole **T**
 May 1 Signed contract
 August 19 Waived
Glanton, Adarius **LB**
 April 17 Signed ERFA contract
Godwin, Chris **WR**
 June 1 Signed contract
Gottschalk, Ben **C**
 May 1 Waived
Gray, Alex **S**
 May 1 Signed contract
 July 30 Waived
Greene, Brett **Director of Video**
 February 21 Named director of video
Griffin, Ryan **QB**
 April 17 Signed RFA contract
 August 30 Signed contract extension
 September 4 Placed on Injured Reserve
Grossi, Zack **Offensive Quality Control**
 February 14 Named offensive quality control
Hansbrough, Russell **CB**
 September 2 Waived
 September 3 Signed to practice squad
Harris, Vernon **CB**
 August 19 Signed contract
 September 2 Waived
Harrison, Jarvis **G**
 January 5 Signed contract
 September 2 Waived
Hawley, Joe **C**
 March 15 Signed contract
Hicks, Quayvon **RB**
 January 10 Signed contract
 August 20 Waived
Hill, Shaq **WR**
 August 2 Signed contract
 September 2 Waived
Hocker, Zach **K**
 August 13 Signed contract
Howard, O.J. **TE**
 May 22 Signed contract
Huff, Josh **WR**
 September 2 Waived
Huff, Marqueston **S**
 July 30 Signed contract
 September 2 Waived

Humphries, Adam **WR**
 April 17 Signed ERFA contract
Jackson, DeSean **WR**
 March 9 Signed contract
Johnson, Austin..... **FB**
 January 2 Signed contract
 September 2 Waived
 September 3 Signed to practice squad
Johnson, George **DE**
 September 1 Released
Johnson, Isaiah..... **S**
 January 2 Signed contract
 September 2 Waived
 September 3 Signed to practice squad
Kirven, Korren..... **T**
 May 1 Signed contract
 September 2 Waived
Knox, Jeff..... **LB**
 September 2 Waived
Lambert, DaVonte **DL**
 September 1 Placed on Injured Reserve
Liedtke, Mike **OL**
 January 2 Signed contract
 September 2 Waived
 September 3 Signed to practice squad
Liufau, Sefo **QB**
 May 1 Signed contract
 September 2 Waived (Injured)
Lucas, Marquis..... **T**
 August 20 Awarded off of waivers (ATL)
 September 2 Waived
 September 3 Signed to practice squad
 September 6 Placed on Practice Squad Injured Reserve
Lunsford, John..... **K**
 January 2 Signed contract
 March 22 Waived
Mabin, Greg **CB**
 May 1 Signed contract
 May 8 Waived
Magloire, Paul..... **LB**
 May 1 Signed contract
 May 31 Waived
Martin, Doug **RB**
 July 26 Placed on Reserve/Suspended list.
Martino, Freddie **WR**
 April 17 Signed ERFA contract
 September 2 Waived
 September 3 Signed to practice squad
McClain, Robert..... **CB**
 May 10 Signed contract
McNichols, Jeremy **RB**
 May 23 Signed contract
 September 2 Waived
Moxey, Jonathan..... **CB**
 May 1 Signed contract
 September 2 Waived
 September 3 Signed to practice squad
Murray, Justin **T**
 September 6 Signed contract

Nzeocha, Eric **LB**
 May 30 Signed contract
 September 2 Waived
 September 3 Signed to practice squad
Panfil, Evan..... **DE**
 May 11 Signed contract
 July 28 Waived
Perkins, Anthony **Assistant to the Head Coach**
 February 14 Named assistant to the head coach
Renfree, Sean **QB**
 January 30 Signed contract
 May 22 Waived
Riggs, Cody **CB**
 January 2 Signed contract
 September 2 Waived
Robinson, Josh **CB**
 March 12 Signed contract
Rodgers, Jacquizz **RB**
 March 9 Signed contract
Sanborn, Garrison **LS**
 March 14 Signed contract
 September 2 Released
 September 4 Signed contract
Seales, Jhajuan **WR**
 July 30 Signed contract
 August 2 Waived
Siliga, Sealver..... **WR**
 March 11 Signed contract
Sims, Blake..... **RB**
 January 2 Signed contract
 August 28 Waived
Smith, Alex **Pro Scout**
 February 14 Named pro scout
Smith, Jacquies..... **DE**
 May 22 Signed RFA contract
 July 26 Placed on Active/PUP list.
Smith, Mike..... **Defensive Coordinator**
 January 13 Signed contract
Sperbeck, Thomas **WR**
 May 1 Signed contract
 July 30 Waived
Steele, Ben..... **Tight Ends Coach**
 February 7 Named tight ends coach
Stone, James..... **G**
 January 20 Signed contract
 September 2 Waived
Trattou, Justin **DE**
 July 28 Signed contract
 August 28 Placed on Injured Reserve
Tu'ikolovatu, Stevie **DT**
 May 23 Signed contract
 September 1 Placed on Injured Reserve
Verner, Alterraun..... **CB**
 February 23 Released
Walker, Derel **TE**
 January 2 Signed contract
 September 2 Waived
Ward, Channing **DL**
 September 5 Waived
Ward, T.J...... **S**
 September 4 Signed contract

Westbrook, Tevin..... TE	
January 2	Signed contract
September 2	Waive
Wilcox, J.J. S	
March 11	Signed contract
September 3	Traded to PIT
Wilson, Bobo..... WR	
May 1	Signed contract
September 2	Waived
September 3	Signed to practice squad