

Faithful
THEN



Faithful
NOW



• **49ERS** *AT* **SEAHAWKS** •

SUNDAY, SEPTEMBER 17, 2017 • 1:25 PM PT

Levi's [®] **STADIUM**

SAN FRANCISCO 49ERS GAME RELEASE



SAN FRANCISCO 49ERS
[0-1]



SEATTLE SEAHAWKS
[0-1]

SUNDAY, SEPTEMBER 17, 2017 ■ 1:25 PM PT ■ CENTURYLINK FIELD ■ SEATTLE, WA ■ FOX

2017 SEASON SCHEDULE

REGULAR SEASON [0-1]

| DATE | OPPONENT | TIME (PT) |
|----------|----------------|-----------|
| SEPT. 10 | CAROLINA | L, 3-23 |
| SEPT. 17 | @ SEATTLE | 1:25 PM |
| SEPT. 21 | LA RAMS | 5:25 PM |
| OCT. 1 | @ ARIZONA | 1:05 PM |
| OCT. 8 | @ INDIANAPOLIS | 10:00 AM |
| OCT. 15 | @ WASHINGTON | 10:00 AM |
| OCT. 22 | DALLAS | 1:05 PM |
| OCT. 29 | @ PHILADELPHIA | 10:00 AM |
| NOV. 5 | ARIZONA | 1:05 PM |
| NOV. 12 | NY GIANTS | 1:25 PM |
| NOV. 26 | SEATTLE | 1:05 PM |
| DEC. 3 | @ CHICAGO | 10:00 AM |
| DEC. 10 | @ HOUSTON | 10:00 AM |
| DEC. 17 | TENNESSEE | 1:25 PM |
| DEC. 24 | JACKSONVILLE | 1:05 PM |
| DEC. 31 | @ LA RAMS | 1:25 PM |

MEDIA CENTER

The 49ers media center is updated daily and contains all of the necessary information to cover the team. On the site, you will find a compilation of 49ers game releases, rosters, updated player bios, gamebooks, transcriptions, statistics, audio files and much more.

To access the site, please visit: media.49ers.com

MEDIA GUIDE

The 49ers 2017 media guide is available online at <http://49ers.1stroundmediagroup.com/> and will be updated weekly throughout the season.

WEEKLY RELEASE

The electronic version of the 49ers weekly book is available online. To access the book, please visit:

<http://49ers.1stroundmediagroup.com/weeklybooks/>

49ERS AT SEAHAWKS

The San Francisco 49ers hit the road for the first time in 2017 as they travel to Seattle and take on the Seahawks at CenturyLink Field. In their first of three consecutive NFC West opponents, the Niners are looking for their first win in Seattle since 2011.

San Francisco is coming off an opening weekend loss to the Carolina Panthers. The offense was led by new additions in 2017, QB Brian Hoyer and WR Pierre Garçon. Hoyer completed 24 of 35 passing attempts for 193 yards while Garçon caught six passes for 81 yards (13.5 average).

Defensively, the 49ers held Panthers QB Cam Newton to 171 yards passing with S Jaquiski Tartt registering the second interception of his career. In addition, CB Rashard Robinson stripped the ball from Panthers RB Christian McCaffrey and recovered the loose ball, marking the first forced fumble and fumble recovery of his career.

BY THE NUMBERS

- 100** Since the beginning of the 2010 season, RB **Carlos Hyde** is 1 of 6 players in the NFL to rush for 100-or-more yds. on the road in Seattle during the regular season [21 atts. for 103 yds. and 2 TDs at Sea. (9/25/16)] and is the only player to reach 100-yds. rushing at CenturyLink Field since 2015.
- 85.9** After making his only FGA last week vs. Car., K **Robbie Gould** now ranks 7th in NFL history with an 85.9 made FG percentage.
- 83** Of WR **Pierre Garçon's** 6 receipts. in Week 1 vs. Car., 5 resulted in a first down (83%).
- 3** Sunday's contest at Sea. marks the 1st of 3 consecutive games against NFC West opponents for **San Francisco**.
- 2** S **Eric Reid** has registered 2 INTs and 3 PDs in 4 career regular season games at Sea. Since entering the NFL in 2013, Reid is the only player to intercept Seahawks QB Russell Wilson multiple times on the road.

49ERS ON THE AIR

TELEVISION: FOX

Play-By-Play: Sam Rosen

Color Analyst: David Diehl

Sideline Reporter: Jen Hale

U.S. BANK 49ERS RADIO NETWORK

KGO 810 AM & The Bone 107.7 FM

Play-By-Play: Ted Robinson

Color Analyst: Tim Ryan

ESPN RADIO

Play-By-Play: Marc Kestecher

Color Analyst: Brock Huard

THE HEAD COACHES



Kyle Shanahan was named the 20th head coach of the San Francisco 49ers on February 6, 2017, after spending the previous two seasons as the offensive coordinator of the Atlanta Falcons. Shanahan has 13 seasons of coaching experience at the NFL level, including the previous nine as an offensive coordinator for the Atlanta Falcons (2015-16), Cleveland Browns (2014), Washington Redskins (2010-13) and Houston Texans (2008-09). In six of his nine seasons as an offensive coordinator (2008-09, 2012-13 and 2015-16), Shanahan directed an offense that ranked in the top 10 in the NFL in yards gained. Following the 2016 season, Shanahan was named Associated Press Assistant Coach of the Year, Coordinator of the Year by *The Sporting News* and Assistant Coach of the Year by the Pro Football Writers of America after a record-setting performance by the Falcons offense en route to capturing the NFC South division title and an appearance in Super Bowl LI. Under Shanahan, the 2016 Falcons set franchise records in yards per game (415.8), points scored (540), net passing yards per game (295.3) and average yards per play (6.7). Atlanta QB Matt Ryan, who was named Associated Press Most Valuable Player, Associated Press Offensive Player of the Year, Most Valuable Player/Offensive Player of the Year by the Pro Football Writers of America and FedEx Air Player of the Year, threw for a single-season franchise record and career-high 4,944 passing yards and 38 touchdowns, ranking second in the NFL in both categories. WR Julio Jones recorded 83 receptions for 1,409 yards (17.0 average) and six touchdowns in 14 games played.

COACHES COMPARISON

| Kyle Shanahan | | Pete Carroll |
|---------------|--|-----------------|
| 0-1 (.000) | Record as Head Coach | 103-73-1 (.585) |
| 0-1 (.000) | Record with Current Team | 70-42-1 (.624) |
| 0-1 (.000) | Overall Record (Regular/Postseason) | 113-80-1 (.585) |
| 1st | Years as Head Coach with Team | 8th |
| 1st | Years as Head Coach in NFL | 12th |
| 14th | Years as an NFL Coach | 24th |



Pete Carroll is in his eighth season as head coach of the Seattle Seahawks. In 2016, the Seahawks claimed their third NFC West title in the last four years, finishing with a 10-5-1 record. Seattle finished the 2015 season with a 10-6 record and earned a victory over the Minnesota Vikings in the NFC Wild Card round of the playoffs. In 2014, Carroll led the Seahawks to their second consecutive trip to the Super Bowl as the NFC's representative. The 2013 Seahawks went 13-3 in the regular season en route to a Super Bowl XLVIII victory over the Denver Broncos, 43-8. It marked the first Super Bowl win in the history of the franchise. Carroll's Seahawks finished with an 11-5 record in 2012, winning seven of their last eight games to end the regular season. Carroll, along with then-rookie quarterback Russell Wilson, went into FedExField and defeated the Washington Redskins 24-14 in 2012 NFC Wild Card action. Named head coach on January 11, 2010, Carroll became the eighth head coach in Seahawks history after one of the most successful runs in USC history in the college ranks. The Seahawks jumped out to a 4-2 record to begin the 2010 season and parlayed that into the club's fifth NFC West title in the prior seven seasons. Carroll also led Seattle to the NFC Divisional Playoff round for the fourth time in the last six years, after defeating the defending Super Bowl champion New Orleans Saints at CenturyLink Field in the Wild Card Game. He returned to the NFL after spending nine years (2001-09) as head coach at USC, where he won seven consecutive Pac-10 titles (2002-08), two national championships (2003-04) and led the Trojans to a 97-19 record.

49ERS RECORD WHEN...

| TEAM | 2017 Reg. Season |
|--------------------------------|---------------------|
| Overall | 0-1 |
| At Home | 0-1 |
| On the Road | 0-0 |
| Neutral Site | 0-0 |
| In Primetime | 0-0 |
| In Dome | 0-0 |
| In September | 0-1 |
| In October | 0-0 |
| In November | 0-0 |
| In December | 0-0 |
| In January | 0-0 |
| Vs. NFC | 0-1 |
| Vs. NFC West | 0-0 |
| Vs. NFC East | 0-0 |
| Vs. NFC North | 0-0 |
| Vs. NFC South | 0-1 |
| Vs. AFC | 0-0 |
| Vs. AFC West | 0-0 |
| Vs. AFC East | 0-0 |
| Vs. AFC North | 0-0 |
| Vs. AFC South | 0-0 |
| Scoring on opening drive | 0-0 |
| Scoring first | 0-0 |
| Leading at half | 0-0 |
| Leading after three quarters | 0-0 |
| Winning time of possession | 0-0 |
| Out-rushing opponent | 0-0 |
| Out-passing opponent | 0-0 |
| Out-gaining opponent | 0-0 |
| OFFENSE | |
| 40% + 3rd down conversions | 0-0 |
| 50% + 3rd down conversions | 0-0 |
| Not throwing an INT | 0-0 |
| Passing for 300+ yards | 0-0 |
| Having a 100+ yard rusher | 0-0 |
| Having a 100+ yard receiver | 0-0 |
| Scoring 20+ points | 0-0 |
| Scoring 30+ points | 0-0 |
| Rushing for 150+ yards | 0-0 |
| Having 20+ first downs | 0-0 |
| Not allowing a sack | 0-0 |
| Allowing two or fewer sacks | 0-0 |
| DEFENSE | |
| Opp. less than 40% on 3rd down | 0-0 |
| Opp. less than 30% on 3rd down | 0-0 |
| Scoring a defensive TD | 0-0 |
| Returning an INT for a TD | 0-0 |
| Returning a fumble for a TD | 0-0 |
| Recording 3+ sacks | 0-0 |
| Recording 5+ sacks | 0-0 |
| Winning the turnover battle | 0-0 |
| Allowing 17 or fewer points | 0-0 |
| Allowing a 100-yard rusher | 0-0 |
| Allowing a 100-yard receiver | 0-0 |
| Not allowing a rushing TD | 0-1 |
| Not allowing a passing TD | 0-0 |

SERIES HISTORY VS. SEATTLE



SEATTLE SEAHAWKS

Overall: 15-22

Home: 8-9

Away: 7-13

| Date | Win | Score | Location | Date | Win | Score | Location | Date | Win | Score | Location |
|----------|----------|-------|----------|----------|----------|------------|----------|--------------------|-----------------|--------------|----------|
| 9/26/76 | 49ers | 37-21 | S | 12/11/05 | Seahawks | 41-3 | S | 10/18/12 | 49ers | 13-6 | SF |
| 10/7/79 | Seahawks | 35-24 | SF | 11/19/06 | 49ers | 20-14 | SF | 12/23/12 | Seahawks | 42-13 | S |
| 11/25/85 | 49ers | 19-6 | SF | 12/14/06 | 49ers | 24-14 | S | 9/15/13 | Seahawks | 29-3 | S |
| 9/25/88 | 49ers | 38-7 | S | 9/30/07 | Seahawks | 23-3 | SF | 12/8/13 | 49ers | 19-17 | SF |
| 12/8/91 | 49ers | 24-22 | S | 11/12/07 | Seahawks | 24-0 | S | 1/19/14 (c) | Seahawks | 23-17 | S |
| 12/21/97 | Seahawks | 38-9 | S | 9/14/08 | 49ers | 33-30 (OT) | S | 11/27/14 | Seahawks | 19-3 | SF |
| 10/14/02 | 49ers | 28-21 | S | 10/26/08 | Seahawks | 34-13 | SF | 12/14/14 | Seahawks | 17-7 | S |
| 12/1/02 | 49ers | 31-24 | SF | 9/20/09 | 49ers | 23-10 | SF | 10/22/15 | Seahawks | 20-3 | SF |
| 10/12/03 | Seahawks | 20-19 | S | 12/6/09 | Seahawks | 20-17 | S | 11/22/15 | Seahawks | 29-13 | S |
| 12/27/03 | Seahawks | 24-17 | SF | 9/12/10 | Seahawks | 31-6 | S | 9/25/16 | Seahawks | 37-18 | S |
| 9/26/04 | Seahawks | 34-0 | S | 12/12/10 | 49ers | 40-21 | SF | 1/1/17 | Seahawks | 25-23 | SF |
| 11/7/04 | Seahawks | 42-27 | SF | 9/11/11 | 49ers | 33-17 | SF | | | | |
| 11/20/05 | Seahawks | 27-25 | SF | 12/24/11 | 49ers | 19-17 | S | | | | |

(c) - NFC Championship Game

Record: At Levi's Stadium: (0-3)

CenturyLink Field: (4-12)

Points: At Levi's Stadium: (29-64)

CenturyLink Field: (236-413)

SERIES HIGHLIGHTS

Matchups: 37

Series Record: Seahawks lead series 22-15

49ers Home Record vs. Seahawks: Seahawks lead series 9-8

49ers Away Record vs. Seahawks: Seahawks lead series 13-7

First Meeting: 9/26/76, 49ers win 37-21, at Sea.

Last Meeting: 1/1/17, Seahawks win 25-23, at SF

Current Streak: Lost 7

Longest 49ers Win Streak: 4 (12/12/10 - 10/18/12)

Longest Seahawks Win Streak: 7 (1/19/14 - current)

Most 49ers Points: 40 (12/12/10): 49ers win 40-21, at SF

Most Seahawks Points: 42 - 2 times, (Last 12/23/12): Seahawks win 42-13, at Sea.

49ers Shutouts: None

Seahawks Shutouts: 2 (Last 11/12/07), Seahawks win 24-0, at Sea.



2017 NFC WEST STANDINGS

| Team | W | L | PF | PA | Home | Road | AFC | NFC | DIV | Streak |
|----------------------|----------|----------|----------|-----------|------------|------------|------------|------------|------------|-----------|
| LA Rams | 1 | 0 | 46 | 9 | 1-0 | 0-0 | 1-0 | 0-0 | 0-0 | W1 |
| San Francisco | 0 | 1 | 3 | 23 | 0-1 | 0-0 | 0-0 | 0-1 | 0-0 | L1 |
| Arizona | 0 | 1 | 23 | 35 | 0-0 | 0-1 | 0-0 | 0-1 | 0-0 | L1 |
| Seattle | 0 | 1 | 9 | 17 | 0-0 | 0-1 | 0-0 | 0-1 | 0-0 | L1 |

2017 COMPARISON

49ERS (rank)

| |
|------------------|
| O-1 (t-2nd NFCW) |
| 3.0 (t-28th) |
| 217.0 (28th) |
| 51.0 (26th) |
| 166.0 (24th) |
| 25:39 (28th) |
| 23.0 (t-19th) |
| 287.0 (13th) |
| 116.0 (21st) |
| 171.0 (8th) |
| 0 (t-29th) |
| 1 (t-5th) |
| 40.8 (25th) |
| 0 (t-10th) |

Record

Points Per Game

Total Offense

Rushing Offense

Passing Offense

Possession Average

Points Allowed Per Game

Total Defense

Rushing Defense

Passing Defense

Sacks

Interceptions

Punting Avg. (Gross)

Turnover Differential

SEAHAWKS (rank)

| |
|------------------|
| O-1 (t-2nd NFCW) |
| 9.0 (t-25th) |
| 225.0 (t-25th) |
| 90.0 (14th) |
| 135.0 (27th) |
| 20:47 (30th) |
| 17.0 (t-9th) |
| 370.0 (23rd) |
| 84.0 (16th) |
| 286.0 (25th) |
| 4 (t-4th) |
| 1 (t-5th) |
| 45.8 (t-13th) |
| 0 (t-10th) |

49ERS

PASSING YARDS

Brian Hoyer193

RUSHING YARDS

Carlos Hyde.....45

Matt Breida 11

RECEPTIONS

Pierre Garçon 6

Carlos Hyde..... 6

RECEIVING YARDS

Pierre Garçon 81

Carlos Hyde.....32

SEAHAWKS

Russell Wilson158

Russell Wilson40

Chris Carson..... 39

Doug Baldwin..... 4

Paul Richardson 4

Doug Baldwin..... 63

Paul Richardson 59

INTERCEPTIONS

Jaquiski Tartt 1

Nazair Jones..... 1

SACKS

None

Michael Bennett 1.5

Cliff Avril 1.0

Terence Garvin 1.0

Frank Clark 0.5

LYNCH'S IMPRINT

One of the most respected players to ever play the game of football, and a four-time finalist for the Pro Football Hall of Fame, John Lynch is in his first season as the team's General Manager following a 15-year playing career and more than eight seasons as an NFL analyst.

Lynch joined the 49ers in February of 2017 after serving as a color analyst for FOX Sports from 2009-16. In his final season of 2016 with FOX, he manned the number two broadcast crew alongside play-by-play announcer Kevin Burkhardt.

Prior to his time at FOX, Lynch constructed one of the all-time great NFL careers while with the Tampa Bay Buccaneers (1993-2003) and the Denver Broncos (2004-07). A four-time All-Pro and nine-time Pro Bowl selection, he played in 224 games (191 starts) and registered 1,277 tackles, 13.0 sacks, 26 interceptions, 16 forced fumbles, eight fumble recoveries and 100 passes defended. Lynch also started all 12 playoff games in which he appeared and tallied 71 tackles, two interceptions and 12 passes defended. He was a Buccaneers team captain as the squad achieved the crown jewel of team sports, a victory in Super Bowl XXXVII, and has been inducted into the Ring of Honor in both Tampa Bay and Denver.



Lynch attended Stanford University where he excelled in both football and baseball. On the football field, he earned Second-Team All-American and First-Team All-Pac-10 Conference honors as a senior, while playing for Hall of Fame head coach Bill Walsh. Lynch was later selected in the third round (82nd overall) of the 1993 NFL Draft by Tampa Bay. Following his career on the diamond for the Cardinal, he was selected in the second round (66th overall) of the 1992 Major League Baseball Draft by the Florida Marlins.

In addition to his stellar play on the field, Lynch is also a pillar of the community. He and his wife, Linda, formed the John Lynch Foundation, which is committed to inspiring young people to become leaders through scholarship, sport participation and community involvement. The Foundation is committed to developing leaders by encouraging dreams, providing programs that assist and motivate, and recognizing achievement and excellence.

Lynch was the recipient of the 2006 Bart Starr Award, which is voted upon by players throughout the NFL and recognizes a player who shows outstanding character and leadership in the home, on the field and in the community. He was also presented with The Byron "Whizzer" White Award, which is given annually to the NFL player who serves his team, community and country in the spirit of Bryon Raymond White.

LYNCH'S GOLDEN NUGGETS

- Lynch is a member of the Tampa Bay Buccaneers Ring of Honor (2016) and the Denver Broncos Ring of Fame (2016).
- One of seven players in NFL history to make at least four Pro Bowls with multiple teams (Tampa Bay - 5; Denver - 4).
- His nine Pro Bowl selections rank t-2nd in NFL history among safeties, behind Pro Football Hall of Fame S Ken Houston (10).
- A four-time AP All-Pro selection (1999-2002), Lynch also won Super Bowl XXXVII as a member of the Buccaneers.
- Attended Stanford University (1989-92) where he played both football and baseball. He earned Second-Team All-American and First-Team All-Pac-10 Conference honors as a senior while playing for Hall of Famer and former 49ers head coach Bill Walsh.
- Selected in the second round (66th overall) of the 1992 Major League Baseball Draft by the Florida Marlins.
- In August of 2000, he and his wife, Linda, formed the "John Lynch Foundation" to provide "encouragement and positive alternatives for young people."



JOHN LYNCH'S ACCOLADES

49ERS GENERAL MANAGER

A CASE FOR CANTON

In each of the past four seasons, semifinalists for the Pro Football Hall of Fame have been trimmed to 15 finalists, with John Lynch being one of those 15 finalists all four years.



4X PRO FOOTBALL HALL OF FAME FINALIST (2014-17)

HIGH PRAISE

"I am very excited for John and the opportunity he has with the San Francisco 49ers. He has all the traits you would want in a person to lead your football team. He knows the game and knows what it takes to win. John was instrumental in the turnaround of our Bucs team and he has a vision of how to do that with the 49ers. He's a great communicator and will be able to get his vision across to everyone in the organization. I have no doubt he will do an outstanding job."

- Pro Football Hall of Famer Tony Dungy



EVERYWHERE HE GOES

Throughout each of John Lynch's stops in the NFL, success seems to follow him. In 2016, Lynch was inducted into the Tampa Bay Buccaneers Ring of Honor, having spent 11 seasons with the team (1993-2003) after being selected in the third round (82nd overall) of the 1993 NFL Draft. He was also enshrined into the Denver Broncos Ring of Fame after playing four seasons (2004-07), becoming one of just a few individuals to receive such an honor from multiple teams.



PRO-BOWL CREDENTIALS

In 15 NFL seasons, Lynch earned nine trips to the Pro Bowl, tied for the second-most in NFL history among safeties.

9 Pro Bowl Selections



MOST PRO BOWL SELECTIONS AT SAFETY IN NFL HISTORY

| Rank | Player | Pro Bowls | Years |
|------|-------------------|-----------|-------------------------------|
| 1. | Ken Houston | 10 | 1971-80 |
| 2t. | John Lynch | 9 | 1998, 2000-02, 2005-08 |
| | Ed Reed | 9 | 2004-05, 2007-13 |
| 3t. | Steve Atwater | 8 | 1991-97, 1999 |
| | Troy Polamalu | 8 | 2005-09, 2011-12, 2014 |

4X ASSOCIATED PRESS ALL-PRO SELECTION

1999 FIRST-TEAM **2000** FIRST-TEAM

2001 SECOND-TEAM **2002** SECOND-TEAM

OTHER NOTEABLE AWARDS & HONORS

1996

- NFC Defensive Player of the Week (Week 13)

1999

- Football Digest All-Pro
- Pro Football Weekly All-Pro
- Sports Illustrated All-Pro
- The Sporting News All-Pro
- USA Today All-Pro

2000

- NFL Defensive Back of the Year (NFL Alumni)
- NFLPA's Unsung Hero Award
- College and Pro Football Newsweekly All-Pro
- Football Digest All-Pro
- Pro Football Weekly All-Pro
- Sports Illustrated All-Pro
- The Sporting News All-Pro

2001

- NFL Insider's All-Interview Team
- Ed Block Courage Award
- College and Pro Football Newsweekly All-Pro
- Pro Football Weekly All-Pro

2002

- Walter Payton NFL Man of the Year Award Finalist
- Football Digest Second-Team All-Pro
- Leadership Excellence Award from Don Shula
- Tampa Tribune's People's Champion Award (along with wife, Linda)
- Florida Sports Hometown Heroes Award
- Irish America Magazine Top-100 Most Influential Irish Americans

2003

- Walter Payton NFL Man of the Year Award Finalist
- The Sporting News 100 Best Players List
- NFL.com All-Interview Team

2005

- Walter Payton NFL Man of the Year Award Finalist
- AFC Defensive Player of the Week (Week 17)

2006

- NFL Bart Starr Award
- Byron "Whizzer" White Award
- Wooden Cup Award

2007

- Darrent Williams Good Guy Award

THE MEN UPSTAIRS

PARAAG MARATHE - CHIEF STRATEGY OFFICER & EXECUTIVE VICE PRESIDENT, FOOTBALL OPERATIONS

Paraag Marathe is in his 17th year with the 49ers, and second as chief strategy officer and executive vice president of football operations. Marathe is also a managing partner in the investment entity created by the York Family. On the team side, Marathe reports directly to 49ers CEO Jed York and has a key role in major strategic decisions for the club as Chief Strategy Officer. He also continues in his long-respected role as the team's chief contract negotiator and salary cap architect, while overseeing the team's football analytics department. While serving as team President for two years (2014-15) and chief operating officer for four years (2010-13), Marathe also helped bring to life the vision of an unparalleled fan experience at Levi's Stadium.



Prior to joining the 49ers, Marathe spent several years at management consulting firm Bain & Company, as a Senior Associate Consultant, where he advised clients in a variety of industries including private equity, venture capital, software, retail, sports footwear, consumer products, and health clubs. Before that, Marathe worked in the sports consulting group at the International Management Group (IMG), where he concentrated primarily on stadium naming rights deals, corporate sponsorships, and athlete endorsements.

A native of Saratoga, CA, Marathe's Bay Area roots run deep, having received his bachelor's degree with high honors from the Haas School of Business at the University of California-Berkeley and his MBA from Stanford University's Graduate School of Business.

ADAM PETERS - VICE PRESIDENT OF PLAYER PERSONNEL

Adam Peters is in his 15th season in the NFL and first as vice president of player personnel for the 49ers. He joins the 49ers after spending the previous eight seasons (2009-16) with the Denver Broncos.

In 2016, Peters was named the Broncos director of college scouting after spending two seasons as the team's assistant director of college scouting (2014-15). Peters spent three years as a national scout (2011-13) after originally joining the Broncos as a regional scout in 2009.



As a member of Denver's personnel department, Peters helped the team acquire 27 players through the draft and college free agency that were vital members of the Super Bowl 50 championship roster.

Peters joined the Broncos after spending six years (2003-08) with the New England Patriots. In his first two seasons with the Patriots as a scouting assistant, he was a part of two Super Bowl championship teams (XXXVIII in 2003 and XXXIX in 2004). In 2005, Peters handled pro scouting duties for the team before serving as an area scout in his final three seasons (2006-08) with the Patriots.

Prior to the NFL, Peters spent one season (2002) as a football operations graduate assistant at UCLA after playing defensive end for the Bruins from 1999-2001. He transferred to UCLA from West Valley Junior College (Saratoga, CA), where he played tight end for two seasons (1997-98) and earned all-conference honors.

A native of Cupertino, CA, Peters attended Monta Vista High School where he was a two-sport standout in football and baseball during his prep career.

MARTIN MAYHEW - SENIOR PERSONNEL EXECUTIVE

Martin Mayhew is in his first season as the 49ers senior personnel executive. He joins the 49ers after spending the 2016 season as the director of football operations/special projects with the New York Giants. In his role with the Giants, he worked all aspects of the salary cap, CBA compliance and player contract negotiations.

Prior to his time in New York, Mayhew spent 15 years (2001-15) in the Detroit Lions organization, including the final seven as the team's general manager. Taking over as general manager following the team's winless season in 2008, he aided Detroit's ascent to a 10-win season in 2011. Mayhew was responsible for the draft selections of Pro Bowlers QB Matthew Stafford and DE Ezekiel Ansah, as well as 2010 AP Defensive Rookie of the Year DT Ndamukong Suh, who was selected to four Pro Bowls as a member of the Lions. He was also responsible for signing WR Golden Tate and S Glover Quin in free agency, both of whom went on to earn Pro Bowl honors in Detroit.



Mayhew first joined the Lions organization in 2001 as the senior director of football administration/staff counsel. In 2003, he was promoted to senior vice president of football administration/staff counsel and was appointed senior vice president and assistant general manager in 2004. In 2008, Mayhew was promoted to general manager.

Originally a 10th round selection (262nd overall) by the Buffalo Bills in the 1988 NFL Draft, Mayhew played nine seasons in the NFL. During his career with Buffalo (1988), Washington (1989-92) and Tampa Bay (1993-96), he appeared in 118 games (107 starts) and registered 473 tackles, 21 interceptions, four forced fumbles and 1.0 sack. In 1991, Mayhew started and was a member of the Super Bowl XXVI champion Washington Redskins.

A native of Tallahassee, FL, Mayhew graduated from Florida State University with a degree in business management and earned his law degree from Georgetown University's Law Center in 2000. While at FSU, he was a National Merit and Achievement Scholar and earned GTE CoSIDA Academic All-America honors. He was also a two-sport athlete, lettering on both the Seminoles football and track teams. During the 1999 season while attending law school, Mayhew spent nine months as an intern in the Redskins personnel department. He also had two separate internship stints with the NFL league office in both the labor operations and legal departments before joining the Lions in 2001. He is a member of The Florida Bar.

RAN CARTHON - DIRECTOR OF PRO PERSONNEL

Ran Carthon is in his 10th season in the NFL and first as director of pro personnel with San Francisco. He spent the previous five seasons (2012-16) as director of pro personnel with the St. Louis/Los Angeles Rams.



In his role with the 49ers, Carthon manages the coordination and day-to-day operations of the Pro Personnel department, including assistance with the coordination of free agency, the evaluation of the unrestricted free agent market and oversight of the evaluations of NFL players. He also provides input into personnel decisions concerning the team's acquisition of veteran talent through free agency, trades and the waiver system. Carthon also oversees creation of advanced scouting reports for all upcoming 49ers opponents in order to assist the coaching staff in their preparations.

During his tenure with the Rams, Carthon played a vital role in a personnel department that drafted consecutive Associated Press Rookie of the Year Award winners in DT Aaron Donald (Defense - 2014) and RB Todd Gurley (Offense - 2015). From 2012-16, the Rams organization also had nine players selected to the Pro Football Writers Association of America's All-Rookie team. During free agency this offseason, the Rams signed sought after free agents such as three-time Pro Bowl T Andrew Whitworth and WR Robert Woods.

Carthon joined the Rams following four seasons (2008-11) as a pro scout with the Atlanta Falcons. In Atlanta, he worked closely with current Rams general manager Les Snead, who was the Falcons director of player personnel during that time.

A 36-year-old native of Osceola, AR, Carthon was a running back at the University of Florida (1999-2003), where he appeared in four bowl games and was part of the Gators 2000 SEC Championship team. After signing with the Indianapolis Colts as an undrafted free agent in 2004, Carthon appeared in nine games and registered 16 carries for 22 yards and two touchdowns with the team. He also had brief stints with the Green Bay Packers (2005), Seattle Seahawks (2005) and Detroit Lions (2006).

Throughout the 2017 offseason, the 49ers have added 52 players to the roster that were not with the team one year ago. Below is a closer look at some of the team's notable additions.

LB ELVIS DUMERVIL - 12TH NFL SEASON

- Originally a 4th-round (126th overall) draft choice by Den. in 2006.
- Since entering the NFL in 2006, Dumervil's 99.0 career sacks ranks second among all active players. Additionally since entering the league, he has totaled 31 games with 1.5-or-more sacks, the most multiple-sack games among active players.
- As a member of the Baltimore Ravens in 2014, Dumervil set the Ravens single-season sack record by tying his career high of 17.0 sacks, surpassing the mark set by LB Peter Boulware in 2001 (15.0 sacks).
- As a member of the Denver Broncos in 2009, Dumervil led the NFL and established the Broncos franchise record with a career-high 17.0 sacks (since broken by LB Von Miller - 18.5 in 2012), eclipsing the previous record set by LB Simon Fletcher (16.0 sacks) in 1992. He was the Broncos sack leader in four of his six playing seasons in Denver and the first player in Broncos history to lead the NFL in sacks.
- With an NFL-best 17.0 sacks in 2009, Dumervil joined DE Dwight Freeney as one of two players to win a sack title at both the NCAA-FBS and NFL levels.
- With Denver, recorded a career-high and Denver franchise record 4.0 sacks at Cle. (9/20/09), taking down Browns QB Brady Quinn four times.



OL BRANDON FUSCO - 7TH NFL SEASON

- Originally a 6th-round (172nd overall) draft choice by Min. in 2011.
- Has appeared in 67 career games (64 starts) over the past six seasons with Min., in addition to 2 postseason starts.
- Started 14 games at RG in 2016 and helped protect Vikings QB Sam Bradford, who threw for a career-high 3,877 yds., set a franchise record with 395 comps., ranked 6th in the NFL with a QB rating of 99.3 and set an NFL record with a 71.7 comp. pct.
- Was a member of a Minnesota offense line that did not allow a sack in 5 games, tied for the most in the NFL.



WR PIERRE GARÇON - 10TH NFL SEASON

- Originally a 6th-round (205th overall) draft choice by Ind. in 2008.
- Has appeared in 132 career games (115 starts) where he's registered 564 receipts. for 7,068 yds. and 37 TDs, in addition to 6 postseason starts with 35 receipts. for 483 yds. and 3 TDs.
- In 2013, as a member of the Washington Redskins, led the NFL and set the single-season franchise record with 113 receipts. That season, he became the third player since the adoption of the 16-game schedule in 1978 to register 5-or-more receipts. in every game [WR Jimmy Smith (Jax. - 2001) and WR Antonio Brown (Pit. - 2013)].
- As a member of the Indianapolis Colts, recorded 11 receipts. for 151 yds. and 1 TD vs. NYJ (1/24/10 - AFC - C). It marked the 4th highest single-game rec. yd. total in Colts postseason history. He is 1 of 6 players in Colts postseason history to registered 10-or-more receipts. in a single playoff game.
- Spent two seasons (2012-13) with current 49ers head coach Kyle Shanahan, when he was the offensive coordinator of the Washington Redskins.
- Started in Super Bowl XLIV for the Indianapolis Colts where he finished with 5 receptions for 66 yards and 1 touchdown.



WR MARQUISE GOODWIN - 5TH NFL SEASON

- Originally a 3rd-round (78th overall) draft choice by Buf. in 2013.
- In 39 career games (10 starts), has registered 49 receipts. for 780 yds. and 6 TDs.
- Has recorded 6 TD receipts. during his NFL career, 5 of which have gone for 40-or-more yds.
- As a member of the Buffalo Bills, registered TD receipts. of 40, 43 and 59-yds. during the 2013 season, becoming the first member of the Bills to produce 3 TD receipts. of 40-or-more yds. in a season since WR Terrell Owens in 2009.



K ROBBIE GOULD - 13TH NFL SEASON

- After signing with Chi. in 2005, spent 11 seasons with the Bears before joining the New York Giants in 2016.
- Ranks 2nd in NFL history in FG pct. (74.2) on FGAs of 50-or-more yds. (Min. 20 FGM).
- Ranks as the Bears franchise leader in scoring (1,207 points), made FGs (276), 50-or-more yd. made FGs (23), consecutive made FGs (26) and FG pct. (85.4 pct.).
- Between 12/18/05 vs. Atl. and 9/22/13 at Pit., Gould converted 275 consecutive PATs, the longest streak in Bears franchise history.
- Set the Bears franchise record with 26 consecutive made FGs across the 2005 and 2006 seasons [12/25/05 - 11/19/06].
- In 2015, set a Bears single-season franchise record with 33 made FGs. He broke the record of 32 made FGs, which he set in 2006.
- In 2015, established a Chicago single-season franchise record with 7 made FGs of 50-or-more yds. He previously set the record in 2011 with 6 made FGs of 50-or-more yds.
- Converted a 58-yd. FG vs. Cin. (9/8/13), the longest made FG in Bears franchise history. He previously set the record for longest made FG at Den. (12/11/11 - 57-yds.).

**QB BRIAN HOYER - 9TH NFL SEASON**


- Originally signed as an undrafted free agent by NE on 4/30/09.
- Has appeared in 49 career games (31 starts) and completed 714 passes for 8,608 yds. and 44 TDs.
- In 2016 with Chi., became the first Bears QB to throw for over 300 yds. in four consecutive games [317 yds. at Dal. (9/25/16); 302 yds. vs. Det. (10/2/16); 397 yds. at Ind. (10/9/16); 302 vs. Jax. (10/16/16)] in franchise history.
- In 2015, he became the first QB in Texans history to throw 2-or-more TD passes in five consecutive games [2 at Atl. (10/4/15); 2 vs. Ind. (10/8/15); 3 at Jax. (10/18/15); 3 at Mia. 10/25/15); 2 vs. Ten. (11/1/15)].
- Spent the 2014 season with current 49ers head coach Kyle Shanahan, when he was the offensive coordinator of the Cleveland Browns.
- As a member of the Cleveland Browns in 2014, ranked first in the NFL, averaging 13.74 yds. per completion.
- In 2013, became the first QB in Browns history to win each of his first three starts with the team.

**FB KYLE JUSZCZYK - 5TH NFL SEASON**

- Originally a 4th-round (130th overall) draft choice by Bal. in 2013.
- Has appeared in all 64 games (32 starts) throughout his NFL career, tied for the longest active streak for consecutive games played in the NFL among FBs (Anthony Sherman, KC). Has 97 career receipts. for 769 yds. and 5 TDs.
- Led all FBs in 2015 after registering career highs in receipts. (41), rec. yds. (321) and rec. TDs (4) for a Ravens offense that set a single-season team-record in net passing yds. (4,271).
- In 2016, finished with 37 receipts. for 266 yds. and was selected to his first career Pro Bowl.

**NT EARL MITCHELL - 8TH NFL SEASON**

- Originally a 3rd-round (81st overall) draft choice by Hou. in 2010.
- In 100 career games (38 starts), has registered 263 tackles, 5.5 sacks, 5 PDs and 1 FF. Has also appeared in 5 playoff games, notching 13 tackles, 1 sack and 1 PD.
- Appeared in 9 games (5 starts) and registered 17 tackles for Mia. in 2016. Saw action in the Dolphins' lone playoff game and recorded 3 tackles.
- In 2015, started all 12 games that he appeared in and recorded 22 tackles.
- In his first season with Mia. in 2014, appeared in 16 games for the fourth consecutive season, making 4 starts and totaling 33 tackles and 2.0 sacks.
- Spent 4 seasons (2010-13) with the Houston Texans, appearing in all 16 games during the 2011-13 seasons.



BRICK-BY-BRICK

TE LOGAN PAULSEN - 8TH NFL SEASON

- Originally signed as an undrafted free agent by Was. on 4/29/10.
- Was a member of the Washington Redskins while current 49ers head coach Kyle Shanahan was the offensive coordinator for four seasons (2010-13).
- Appeared in 91 games (54 starts) in 7 seasons in the NFL where he's registered 82 receipts. for 816 yds. and 6 TDs. Caught 2 passes for 15 yds. and 1 TD in his lone playoff game in 2012.



WR ALDRICK ROBINSON - 5TH NFL SEASON

- Originally a 6th-round (178th overall) draft choice by Was. in 2011.
- Spent time with current 49ers head coach Kyle Shanahan when he was an offensive coordinator in Washington (2011-13) and Atlanta (2016).
- Has appeared in 52 games (4 starts) where he's registered 50 receipts. for 931 yds. and 7 TDs. Saw action in 4 postseason contests, including 3 with the Falcons in 2016.
- Saw action in 16 games (1 start) with Atl. in 2016 and registered 20 receipts. for 323 yds. and 2 TDs.
- Started vs. SF (12/18/16) and registered the first 100-yd. rec. game of his career, totaling 4 receipts. for 111 yds.




LB DEKODA WATSON - 8TH NFL SEASON

- Originally a 7th-round (217th overall) draft choice by TB in 2010.
- As a member of the Tampa Bay Buccaneers, earned NFC Special Teams Player of the Month honors in November of 2012 after recording two special teams tackles and a punt block vs. SD (11/11/12) and recovering a fumble on special teams at Car. (11/18/12).
- Has led his team in special teams tackles twice during his career, recording 19 special teams tackles with Tampa Bay in 2010 and 11 special teams tackles with Denver in 2016.
- In 89 career games (7 starts), has registered 90 tackles, 6 PDs, 4.0 sacks, 3 FFs, 1 INT and 1 FR, while adding 54 tackles on special teams. Has also appeared in 4 postseason contests throughout his career.



CB K'WAUN WILLIAMS - 3RD NFL SEASON

- Originally signed as an undrafted free agent with Cle. on 5/20/14.
- In 2 seasons with Cle. (2014-15), appeared in 26 games (10 starts) and registered 69 tackles, 10 PDs, 3 FFs, 2 FRs and 2.0 sacks.
- Worked with current 49ers defensive backs coach, Jeff Hafley, with the Browns from 2014-15.
- Appeared in 13 games with Cle. in 2015 (6 starts) and registered 38 tackles, 1.0 sack, 2 PDs, 3 FFs and 2 FRs.





KYLE SHANAHAN'S ACCOLADES

49ERS HEAD COACH

AWARDS & HONORS

2016

**Associated Press
Assistant Coach of the Year**

2016

**The Sporting News
Coordinator of the Year**

2016

**Professional Football Writers of
America Assistant Coach of the Year**

FALCONS FLYING HIGH

Under the guidance of Shanahan, the Atlanta Falcons offense soared to new heights in 2016, ranking highly and setting franchise records in several offensive categories.

NFL RANK

- 1st** **POINTS PER GAME: 33.8***
8th highest in NFL since 1978[^]
- 1st** **PASSER RATING: 116.8***
3rd highest in NFL since 1978[^]
- 1st** **PLAYS OF 20-OR-MORE YARDS: 84**
- 1st** **PASS YARDS PER ATTEMPT: 9.24**
4th highest in NFL since 1978[^]
- 2nd** **YARDS PER GAME: 415.8***
- 3rd** **PASSING YARDS PER GAME: 295.3***
- 5th** **RUSHING YARDS PER GAME: 120.5**

*FRANCHISE RECORD ^DEBUT OF 16 GAME SCHEDULE

MAKING AN MVP

In Shanahan's offense, QB Matt Ryan posted career-highs across the board en route to being named Most Valuable Player by the Associated Press in addition to MVP and Offensive Player of the Year by the Pro Football Writers of America. Ryan also earned First-Team All-Pro and Pro Bowl honors.

NFL RANK

- 1st** **PASSER RATING: 117.1***
5th highest in NFL since 1978[^]
- 2nd** **TOUCHDOWNS: 38***
- 2nd** **PASSING YARDS: 4,944***
- 2nd** **PASSES OF 25-OR-MORE YARDS: 42**
- 3rd** **COMPLETION PERCENTAGE: 69.9%***

*FRANCHISE RECORD ^DEBUT OF 16 GAME SCHEDULE

13 Ryan set an NFL record by throwing at least one TD pass to 13 different players.

COORDINATING SUCCESS

As a coordinator in the NFL for the past nine seasons, Shanahan has helped many of his players become household names by maximizing their talents. Below are some notable accomplishments by players under Shanahan's direction as offensive coordinator:

17 Pro Bowl Selections



6 First-Team All-Pro Selections **5 Second-Team All-Pro Selections**

1,000/3,000 YARD SEASONS UNDER SHANAHAN

| RUSHING | | | RECEIVING | | |
|---------|-----------------|------|-----------|---------------|------|
| Yds. | Player | Year | Yds. | Player | Year |
| 1,079 | Devonta Freeman | 2016 | 1,409 | Julio Jones | 2016 |
| 1,056 | Devonta Freeman | 2015 | 1,871 | Julio Jones | 2015 |
| 1,275 | Alfred Morris | 2013 | 1,346 | Pierre Garcon | 2013 |
| 1,613 | Alfred Morris | 2012 | 1,115 | Santana Moss | 2010 |
| 1,282 | Steve Slaton | 2008 | 1,569 | Andre Johnson | 2009 |
| | | | 1,575 | Andre Johnson | 2008 |

| PASSING | | | | | |
|---------|--------------------|------|-------|----------------|------|
| Yds. | Player | Year | Yds. | Player | Year |
| 4,944 | Matt Ryan | 2016 | 3,151 | Rex Grossman | 2011 |
| 4,591 | Matt Ryan | 2015 | 3,377 | Donovan McNabb | 2010 |
| 3,326 | Brian Hoyer | 2014 | 4,770 | Matt Schaub | 2009 |
| 3,203 | Robert Griffin III | 2013 | 3,043 | Matt Schaub | 2008 |
| 3,200 | Robert Griffin III | 2012 | | | |

100+ REC. SEASONS UNDER SHANAHAN

| Recs. | Player | Year | Recs. | Player | Year |
|-------|---------------|------|-------|---------------|------|
| 136 | Julio Jones | 2015 | 101 | Andre Johnson | 2009 |
| 113 | Pierre Garcon | 2013 | 115 | Andre Johnson | 2008 |

IN 2012 QB Robert Griffin III earned **AP Offensive Rookie of the Year** honors executing Shanahan's offense for Washington. The Redskins finished with the fourth highest scoring average in the NFL (27.3 PPG) as Griffin completed 65.6% of his passes for 3,200 yds. and 20 TDs while adding 817 rush yds. and 7 TDs on the ground.

6 of 9 Shanahan's offense has ranked in the top 10 in the NFL in yards gained in 6 of his 9 seasons as an NFL coordinator.



RUN & HYDE

Carlos Hyde continued the steep tradition of San Francisco running backs in 2016, leading the team with 988 rushing yards. Paired with head coach Kyle Shanahan and running backs coach Robert Turner Jr. in 2017, he is looking to build on Shanahan and Turner's tremendous track-record with running backs. A 2014 2nd-round draft pick out of Ohio State, Hyde has made his presence known early during his first three seasons, rushing for 50 yards on seven carries (7.1 average) and one touchdown at Dallas (9/7/14), 168 yards on 26 carries and two touchdowns vs. Minnesota (9/14/15) and 88 yards and two touchdowns vs. the Los Angeles Rams during his three career season openers.

2016 Highlights...

- With a career-high 6 rushing TDs on the season, Hyde finished tied for the 8th-most rushing TDs in the NFC.
- Rushed for 88 yds. and 2 TDs on 23 carries vs. LAR (9/12). It marked his fourth and fifth career rushing TDs on opening day, the most among running backs over the last three seasons. It also marked Hyde's second career 2 TD game (9/14/15 vs. Min.).
- Is the first runner to reach 100-or-more rushing yds. in a single game at Sea. since RB DeMarco Murray rushed for 115 yds. on 10/12/14, as a member of the Dallas Cowboys.
- Finished with 21 carries for 103 yds., including a career-long 34-yd. run, and 2 TDs at Sea. (9/25), marking the second, 100-yd. rushing game of his career and first of the season.
- Rushed for 78 yds. and 1 TD on 22 carries vs. Arz. (10/6), marking the first time he has recorded a rushing TD in three consecutive games.
- Caught 5 passes for 30 yds. (6.0 avg.) at Mia. (11/27), including the first rec. TD of his career, to go along with 65 rushing yds.
- Registered a career-high 193 yds. on 17 atts. (11.4 avg.) vs. NYJ (12/11). His 193 rushing yds. were the 6th-most in a single game in franchise history.

MOST RUSHING YDS. IN A SINGLE GAME, 49ERS HISTORY

| | Player | Opp. | Date | Atts. | Yds. | Avg. | TDs |
|----|--------------------|----------------|-----------------|-----------|------------|-------------|----------|
| 1. | Frank Gore | vs. Sea. | 11/19/06 | 24 | 212 | 8.8 | 0 |
| 2. | Frank Gore | vs. Sea. | 9/20/09 | 16 | 207 | 12.9 | 2 |
| 3. | Charlie Garner | at Dal. | 9/24/00 | 36 | 201 | 5.6 | 1 |
| 4. | Garrison Hearst | vs. Det. | 12/14/98 | 24 | 198 | 8.3 | 1 |
| 5. | Delvin Williams | at StL | 10/31/76 | 34 | 194 | 5.7 | 3 |
| 6. | Carlos Hyde | vs. NYJ | 12/11/16 | 17 | 193 | 11.4 | 0 |

- Caught a 19-yd. TD pass at LAR (12/24). It marked Hyde's 3rd TD receipt. of the season. His 3 TD receipts. on the season are the most by a 49ers RB since 2009 (RB Frank Gore - 3 TD receipts.).

Career Highlights...

- In his NFL debut, registered 7 carries for 50 yds. (7.1 avg.), including a 4-yd. TD run, at Dal. (9/7/14). He became the first 49ers rookie to score a TD on opening day since TE Vernon Davis at Arz. (9/10/06).

MOST RUSHING YDS. IN FIRST START WITH THE 49ERS, SINCE 1970

| | Player | Date | Opp. | Carries | Yds. | TDs |
|----|--------------------|----------------|-----------------|-----------|------------|----------|
| 1. | Carlos Hyde | 9/14/15 | vs. Min. | 26 | 168 | 2 |
| 2. | Kevan Barlow | 12/7/03 | vs. Arz. | 18 | 154 | 1 |
| 3. | Maurice Hicks | 12/12/04 | at Arz. | 34 | 139 | 1 |
| 4. | Elliott Lenvil | 12/7/80 | vs. NO | 20 | 125 | 1 |
| 5. | Ricky Watters | 9/6/92 | at NYG | 13 | 100 | 0 |

- Rushed for 168 yds. and 2 TDs on 26 carries (6.5 avg.) In his first career start vs. Min. (9/14/15), registering the most rushing yds. in their first career start with the 49ers since 1970.
- Found the end zone on a game-winning 4-yd. TD run with 2:59 remaining in the game vs. Was. (11/23/14).



HOYER'S HEROES



Signing with the 49ers this past offseason, **Brian Hoyer** rejoins head coach Kyle Shanahan and is looking to lead the team's offense in 2017. With the Cleveland Browns in 2014, and Shanahan as his offensive coordinator, Hoyer had one of the best seasons of his career, throwing for a career-high 3,326 yards and leading the NFL, averaging 13.74 yards per completion.

Career Highlights...

- In 2016 as a member of the Chicago Bears, became the first Bears QB to throw for over 300 yds. in four consecutive games [317 yds. at Dal. (9/25); 302 yds. vs. Det. (10/2); 397 yds. at Ind. (10/9); 302 vs. Jax. (10/16)] in franchise history.
- As a member of the Houston Texans in 2015, became the first QB in Texans history to throw 2-or-more TD passes in five consecutive games [2 at Atl. (10/4/15); 2 vs. Ind. (10/8/15); 3 at Jax. (10/18/15); 3 at Mia. 10/25/15); 2 vs. Ten. (11/1/15)].
- As a member of the Cleveland Browns in 2014, ranked first in the NFL, averaging 13.74 yds. per completion.
- In 2013, became the first QB in Browns history to win each of his first three starts with the team.

MOST YDS. PER COMPLETION IN THE NFL, 2014

| Player | Yds./Comp. |
|-----------------------------|--------------|
| 1. Brian Hoyer, Cle. | 13.74 |
| 2. Drew Stanton, Arz. | 12.96 |
| 3. Aaron Rodgers, GB | 12.85 |
| 4. Ryan Fitzpatrick, Hou. | 12.60 |
| 5. Andrew Luck, Ind. | 12.53 |

MY FAVORITE KIND OF JUICE

One of the 49ers many signings during the 2017 offseason, **Kyle Juszczyk** joined the team coming off the first Pro Bowl selection of his career. Soon after, he became quickly viewed as more than a fullback by general manager John Lynch. Said Lynch of Juszczyk, "He's an O.W. So, if you see O.W., that stands for 'Offensive Weapon.' We saw an offensive weapon that this guy (head coach Kyle Shanahan) is thrilled to be able to use in a number of different capacities and I think that kind of is symbolic of our approach."

Career Highlights...

- As a member of the Baltimore Ravens, led all FBs in 2015 after registering career highs in receipts. (41), rec. yds. (321) and rec. TDs (4) for a Ravens offense that set a single-season team-record in net passing yds. (4,271).
- In 2016, finished with 37 receipts. for 266 yds. and was selected to his first career Pro Bowl after he appeared in all 16 games for the fourth-consecutive season and registered 37 receipts. for 266 yds.
- Has appeared in all 65 games throughout his NFL career, tied for the longest active streak for consecutive games played in the NFL among FBs.

MOST CONSECUTIVE REGULAR SEASON GAMES PLAYED, ACTIVE FBs

| Player | Gms. |
|------------------------------|-----------|
| 1t. Kyle Juszczyk, SF | 65 |
| Anthony Sherman, KC | 65 |
| 3. Patrick DiMarco, Buf. | 63 |
| 4. Mike Tolbert, Buf. | 38 |
| 5. Jalston Fowler, Ten. | 33 |



EXCUSE ME...GARÇON!

Pierre Garçon is in his 10th NFL season and first with the 49ers in 2017 after signing with the team on March 9. Garçon is coming off a 2016 season in which he reached 1,000 yards receiving for the second time in his career (1,041). San Francisco head coach Kyle Shanahan served as Garçon's offensive coordinator with the Washington Redskins for the 2012-13 seasons. In his second season in Shanahan's system, Garçon set career highs in receptions (113) and receiving yards (1,346).

2017 Highlights...

- In his debut with the team, registered 6 repects. for a team-high 81 yds. (13.5 avg.) vs. Car. (9/10). Five of his 6 repects. resulted in a 1st down.

Career Highlights...

- Since entering the NFL in 2008, Garçon has registered 570 repects., for 7,149 yds. and 37 TDs. His 570 career repects. are the 7th-most in the NFL among active players.
- In 2013, as a member of the Washington Redskins, led the NFL and set the single-season franchise record with 113 repects. That season, he became the third player since the adoption of the 16-game schedule in 1978 to register 5-or-more repects. in every game [WR Jimmy Smith (Jax. - 2001) and WR Antonio Brown (Pit. - 2013)].

MOST RECEPTS. IN THE NFL AMONG ACTIVE PLAYERS

| Player | Recepts. |
|-----------------------------|------------|
| 1. Larry Fitzgerald, Arz. | 1,131 |
| 2. Jason Witten, Dal. | 1,096 |
| 3. Brandon Marshall, NYG | 942 |
| 4. Antonio Gates, LAC | 899 |
| 5. Antonio Brown, Pit. | 643 |
| 6. Greg Olsen, Car. | 624 |
| 7. Pierre Garçon, SF | 570 |
| 8. Demaryius Thomas, Den. | 551 |
| 9. Darren Sproles, Phi. | 530 |
| 10. Michael Crabtree, Oak. | 527 |

MOST RECEPTS. IN THE NFL, 2013

| Player | Recepts. | Yds. | Avg. | TDs |
|-------------------------------|----------|-------|------|-----|
| 1. Pierre Garçon, Was. | 113 | 1,346 | 11.9 | 5 |
| 2. Antonio Brown, Pit. | 110 | 1,499 | 13.6 | 8 |
| 3. Andre Johnson, Hou. | 109 | 1,407 | 12.9 | 5 |
| 4. Julian Edelman, NE | 105 | 1,056 | 10.1 | 6 |
| 5. Brandon Marshall, Chi. | 100 | 1,295 | 13.0 | 12 |

- As a member of the Indianapolis Colts, recorded 11 repects. for 151 yds. and 1 TD vs. NYJ (1/24/10 - AFC - C). It marked the 4th highest single-game rec. yd. total in Colts post-season history. He is 1 of 6 players in Colts postseason history to registered 10-or-more repects. in a single playoff game.



SALEH AT YOUR BOY



Robert Saleh (SAH-lah) is in his 13th NFL season and first season as the 49ers defensive coordinator. He spent the previous three seasons (2014-16) as the linebackers coach for the Jacksonville Jaguars.

In 2016, Saleh's linebackers helped the Jacksonville defense rank fifth in passing yards allowed (215.3) and sixth in opponent rushing average (3.82). Team captain LB Paul Posluszny started all 16 games at MLB and led the team in tackles for the second consecutive season. According to Jaguars team statistics, LB Telvin Smith registered 118 tackles while starting all 16 games at outside linebacker for the first time in his career. Smith's 350 career tackles are the most ever by a Jaguars player in his first three NFL seasons.

In 2015, the Jaguars defense allowed 3.68 yards per attempt, the fifth lowest rushing average allowed in the NFL. Posluszny led the Jaguars and ranked fifth in the league with 133 tackles, according to game book statistics, while tying with Smith for the team lead with 13 tackles for loss. According to Jaguars team statistics, Smith registered a career high 128 tackles in 2015.

Under Saleh's guidance, Smith stepped in the starting lineup and ranked third among all rookies with 99 tackles, according to game book statistics, in 2014. Smith led the team with two fumble recoveries while ranking second with nine tackles for loss. After a season-ending injury to Posluszny midway through the year, LB J.T. Thomas stepped in and set a career high in tackles along with two interceptions, two tackles for loss and five passes defensed.

Prior to Jacksonville, Saleh spent three seasons (2011-13) as a defensive quality control coach for the Seattle Seahawks. During his three seasons with the Seahawks, he was responsible for assisting the defensive staff with day-to-day duties with a focus on the linebackers. Working under linebackers coach Ken Norton, Jr., Saleh aided in the development of LB K.J. Wright, LB Bobby Wagner and Super Bowl XLVIII MVP Malcolm Smith.

Before joining the Seahawks, Saleh spent six seasons with the Houston Texans, serving as a coaching intern (2005), defensive assistant (2006-08) and assistant linebackers coach (2009-10). In Houston, Saleh oversaw the growth of the Texans linebackers, including AP Defensive Rookie of the Year performances by DeMeco Ryans (2006) and Brian Cushing (2009). In 2009, the Pro Bowl duo of Ryans and Cushing were the only teammates to both rank among the league's top 10 tacklers, according to game book statistics.



Saleh joined the Texans after three seasons working in the collegiate ranks. He began his career as an offensive assistant/tight ends (2002) and defensive assistant/defensive line (2003) at Michigan State before spending one season (2004) as a defensive assistant/defensive line at Central Michigan and a brief stint (2005) at Georgia as a defensive assistant/linebackers coach.

A native of Dearborn, MI, Saleh attended Northern Michigan University where he started at tight end for four years.

SALEH'S NFL COACHING BACKGROUND

| Years | Coaching Position | Team |
|--------------|---------------------------|----------------------|
| 2017-current | Defensive Coordinator | San Francisco 49ers |
| 2013-16 | Linebackers | Jacksonville Jaguars |
| 2011-12 | Defensive Quality Control | Seattle Seahawks |
| 2009-10 | Linebackers | Houston Texans |
| 2006-08 | Defensive Assistant | Houston Texans |
| 2005 | Coaching Intern | Houston Texans |

Talent, hustle, toughness and determination are all attributes 49ers linebacker **NaVorro Bowman** has displayed during his first eight years in the NFL. Returning in 2015 following injury, he picked up where he left off as he led the NFL in tackles (154). A multiple First-Team All-Pro selection (2011-13), he returned to earn that same honor in 2015. In addition to his All-Pro selections, he has also earned 2013, 2014 and 2016 Pro Bowl recognition.

2016 Highlights...

- Registered the fourth INT of his career vs. LAR (9/12) and the first since 12/29/13 at Arz., intercepting Rams QB Case Keenum. According to NFL Gamebook Statistics, he led the team with 9 tackles on the night.
- On the first possession of the game at Car. (9/18), tipped a Panthers QB Cam Newton pass, which was then intercepted by former 49ers S Antoine Bethea.

Career Highlights...

- Late in the 4th qtr. vs. Atl. (12/23/13), Bowman intercepted Falcons QB Matt Ryan and returned it 89 yds. for a TD to seal the victory in the final regular season game at Candlestick Park. It marked the longest INT return by a LB in franchise history.
- Named NFC Defensive Player of the Month in December of 2013. During that stretch, Bowman registered 56 tackles, 3.0 sacks, 2 INTs, one of which was returned 89 yds. for a TD, 2 FFs and 1 FR. No other player accomplished the feat in the entire 2013 season.

LONGEST INTERCEPTION RETURN BY A LINEBACKER IN FRANCHISE HISTORY

| | <u>Player</u> | <u>Date</u> | <u>Opp.</u> | <u>Yds.</u> |
|----|-----------------------|-----------------|-------------|-------------|
| 1. | NaVorro Bowman | 12/23/13 | Atl. | 89t |
| 2. | Patrick Willis | 9/14/08 | Sea. | 86t |
| 3. | John Johnson | 9/6/92 | NYG | 56t |
| 4. | Lee Woodall | 12/15/97 | Den. | 55 |
| 5. | Ahmad Brooks | 11/25/12 | NO | 50t |

- Was named NFC Defensive Player of the Week for his performance at Arz. (12/29/13). Picked off Cardinals QB Carson Palmer, marking his 2nd INT of the season and 3rd of his career. Bowman notched his 4th FF of the season, 5th of his career, stripping the ball from Cardinals RB Rashard Mendenhall. He also recovered the loose ball. He was just the 2nd player in the NFL that season and the first 49er since 2009 to register 1 INT, 1 FF and 1 FR in the same game [Ind. LB Jerrell Freeman vs. KC (12/22/13); CB Dre Bly vs. Det. (12/27/09)].
- Named an alternate for the 2012 Pro Bowl, a starter in the 2013 Pro Bowl and was selected to the team in 2014 and 2016.
- Named 1st Team AP All-Pro in 2011, 2012, 2013 and 2015.
- Tallied a career-high 12 games with 10+ tackles in 2012.
- Led the team with a career-high 19 tackles at Sea. (12/23/12).



DOOMS-DAY

Not only did **Elvis Dumervil** bring his 99 career sacks with him to San Francisco in 2017. He also brought a wealth of experience to a defensive front that have been selected in the first round each of the past three drafts in DL Arik Armstead, DL DeForest Buckner and DL Solomon Thomas. Entering his 11th NFL season, Dumervil is a two-time First-Team All-Pro (2009 & 2014) and a five-time Pro Bowl selection (2010, 2012-13 & 2015-16).

Career Highlights...

- Since entering the NFL in 2006, Dumervil's 99.0 career sacks ranks 2nd among all active players. Additionally since entering the league, he has totaled 31 games with 1.5-or-more sacks, the most multiple-sack games among active players.

MOST SACKS SINCE 2006, ACTIVE PLAYERS

| Player | Sacks |
|--------------------------|-------------|
| 1. Julius Peppers | 103.5 |
| 2. Elvis Dumervil | 99.0 |
| 3. Tamba Hali | 89.5 |
| 4. Terrell Suggs | 86.0 |
| 5. Cameron Wake | 81.5 |

MOST MULTI-SACK GAMES SINCE 2006 (ACTIVE)

| Player | Games |
|--------------------------|-----------|
| 1. Elvis Dumervil | 31 |
| 2. Julius Peppers | 25 |
| 3. J.J. Watt | 24 |
| 4t. Cameron Wake | 20 |
| Tamba Hali | 20 |

- As a member of the Baltimore Ravens in 2014, Dumervil established with Ravens single-season sack record by tying his career high of 17.0 sacks, surpassing the mark set by LB Peter Boulware in 2001 (15.0 sacks).

- As a member of the Denver Broncos in 2009, Dumervil led the NFL and established the Broncos franchise record with a career-high 17.0 sacks (since broken by LB Von Miller - 18.5 in 2012), eclipsing the previous record set by LB Simon Fletcher

MOST SACKS, 2009 SEASON

| Player | Sacks |
|---------------------------------|-------------|
| 1. Elvis Dumervil (Den.) | 17.0 |
| 2. Jared Allen (Min.) | 14.5 |
| 3t. LaMarr Woodley (Pit.) | 13.5 |
| Dwight Freeney (Ind.) | 13.5 |
| 5. Will Smith (NO) | 13.0 |

- He was the Broncos sack leader in four of his six playing seasons in Denver and the first player in Broncos history to lead the NFL in sacks.
- With an NFL-best 17.0 sacks in 2009, Dumervil joined DE Dwight Freeney as one of two players to win a sack title at both the NCAA-FBS and NFL levels.
- With Denver, recorded a career-high and Denver franchise record 4.0 sacks at Cle. (9/20/09), taking down Browns QB Brady Quinn four times.

COMPLETE LIST OF QUARTERBACKS ELVIS DUMERVIL HAS SACKED DURING HIS CAREER

| Quarterback | Sacks | Quarterback | Sacks | Quarterback | Sacks |
|--------------------|-------|------------------|-------|------------------|-------|
| Andy Dalton | 7.0 | Donovan McNabb | 2.0 | Caleb Hanie | 1.0 |
| Philip Rivers | 7.0 | Aaron Rodgers | 2.0 | Matt Hasselbeck | 1.0 |
| Ben Roethlisberger | 7.0 | Tony Romo | 2.0 | Damon Huard | 1.0 |
| Ryan Tannehill | 4.5 | JaMarcus Russell | 2.0 | Jon Kitna | 1.0 |
| Carson Palmer | 4.0 | Matt Ryan | 2.0 | Peyton Manning | 1.0 |
| Brady Quinn | 4.0 | Andrew Walter | 2.0 | Christian Ponder | 1.0 |
| Matt Cassel | 3.5 | Tom Brady | 1.5 | Matt Schaub | 1.0 |
| Blake Bortles | 3.0 | Jason Campbell | 1.5 | Geno Smith | 1.0 |
| Brodie Croyle | 3.0 | Mike Glennon | 1.5 | Tyler Thigpen | 1.0 |
| Charlie Frye | 3.0 | Colt McCoy | 1.5 | Michael Vick | 1.0 |
| Josh McCown | 3.0 | Mark Sanchez | 1.5 | Billy Volek | 1.0 |
| Zach Mettenberger | 2.5 | Brandon Weeden | 1.5 | Carson Wentz | 1.0 |
| Cam Newton | 2.5 | Brett Favre | 1.0 | Austin Davis | 0.5 |
| Drew Brees | 2.0 | Ryan Fitzpatrick | 1.0 | Colin Kaepernick | 0.5 |
| David Garrard | 2.0 | Joe Flacco | 1.0 | Tarvaris Jackson | 0.5 |
| Eli Manning | 2.0 | Brian Griese | 1.0 | Alex Smith | 0.5 |



BUCKING THE TREND

Taken with the 7th overall pick in the 2016 NFL Draft out of the University of Oregon, **DeForest Buckner** anchored the 49ers defensive line in 2016. Buckner registered starts in each of his 15 games played after reuniting with fellow first-round draft pick, DL Arik Armstead, as the two were teammates for three seasons (2012-14). Buckner not only finished the season ranking high among rookies in key defensive categories, he was also near the top of NFL statistics.

2016 Highlights...


- Buckner was 1 of 9 players this season that registered 6.0-or-more sacks and 2-or-more FRs.
- According to Gamebook Statistics, he ranked 2nd the NFL among DTs with 73 tackles on the season (Linval Joseph, Min. - 77).
- With 6.0 sacks on the season, Buckner finished with the 4th-most sacks among rookies in the NFL (Joey Bosa, SD - 10.5; Yannick Ngakoue, Jax. - 8.0; Leonard Floyd, Chi. - 7.0).
- Registered 8 tackles, 1.0 sack and 1 FR at Arz. (11/13), his third sack of the season and second career FR.
- Recorded the first two sacks of his career and his first career FR at Buf. (10/16), twice taking down Bills QB Tyrod Taylor. He is the first member of the 49ers to register 2.0 sacks and 1 FR in a single game since LB Aldon Smith accomplished the feat in 2011 [vs. StL (12/4/11) - 2.0 sacks and 1 FR].
- Brought down New York Jets QB Bryce Petty twice vs. NYJ (12/11), marking his second career multi-sack game.
- Registered his 6th sack of the season at LA (12/24), taking down QB Jared Goff for an 8-yd. loss. With that sack, he tied LB Aaron Lynch (6.0 sacks in 2014) for 5th-most sacks by a rookie in 49ers franchise history.

PLAYERS WITH 6.0+ SACKS & 2+ FRs, 2016

| Player | Sacks | FR |
|-----------------------------|------------|----------|
| DeForest Buckner, SF | 6.0 | 2 |
| Calais Campbell, Arz. | 8.0 | 3 |
| Trey Flowers, NE | 7.0 | 2 |
| Everson Griffen, Min. | 8.0 | 2 |
| Chandler Jones, Arz. | 11.0 | 2 |
| Khalil Mack, Oak. | 11.0 | 3 |
| Whitney Mercilus, Hou. | 7.5 | 4 |
| Gerald McCoy, TB | 7.0 | 2 |
| Shane Ray, Den. | 8.0 | 2 |

MOST SACKS BY A ROOKIE, 49ERS FRANCHISE HISTORY

| Player | Sacks | Year |
|--------------------------------|------------|-------------|
| 1. LB Aldon Smith | 14.0 | 2011 |
| 2. LB Charles Haley | 12.0 | 1986 |
| 3. DT Dana Stubblefield | 10.5 | 1993 |
| 4. DE Andre Carter | 6.5 | 2001 |
| 5t. DL DeForest Buckner | 6.0 | 2016 |
| LB Aaron Lynch | 6.0 | 2014 |



SOLID START



The San Francisco 49ers entered the 2017 NFL Draft holding the number two overall selection. The team used a draft day trade with the Chicago Bears, moving back one spot to the number three overall pick, to select DL **Solomon Thomas** out of Stanford University. He joins fellow defensive lineman DeForest Buckner in San Francisco as the team now has each of the past two Morris Trophy winners, a prestigious honor voted on by opposing Pac-12 offensive linemen. Following the trade with Chicago, the 49ers used one of the acquired draft picks to move back into the first round to select LB **Reuben Foster** at number 31 overall. Foster was named the 2016 Butkus Award Winner, presented to the nation's top linebacker at the college level.

Stanford Highlights...

- Appeared in 27 games in three seasons at Stanford and registered 101 tackles, 11.5 sacks, 25.5 TFLs, 4 FRs and 2 TDs.
- In 2016, was named Second-Team All-America by *USA Today* and Third-Team All-America by the Associated Press. Also earned First-Team All-Pac-12 honors and the Morris Trophy award, a prestigious honor voted on by opposing Pac-12 offensive linemen. Appeared in all 13 games and registered 62 tackles, 8.0 sacks, 15 TFLs and 2 FRs.
- As a sophomore in 2015, appeared in all 14 games for the Cardinal and was named All-Pac-12 honorable mention after recording 39 tackles, 3.5 sacks, 10.5 TFLs and 2 FRs.
- Thomas did not see action as a freshman in 2014.

Alabama Highlights...

- Appeared in 51 games (24 starts) during his four-year career at Alabama and registered 222 tackles, 24 TFLs, 11 PDs and 8.0 sacks.
 - In 2016, was named First-Team All-America by the Associated Press, SEC Championship Game MVP and winner of the Butkus Award as the nation's top linebacker.
 - As a senior, started all 15 games and led the Crimson Tide with 115 tackles, ranked fourth on the team with 13.0 TFLs and added 5.0 sacks and 2 PDs.
 - In 2015, saw action in all 15 games and totaled 73 tackles, 9 PDs, 8.0 TFLs and 2.0 sacks.
- Appeared in 11 games as a sophomore in 2011, recording 22 tackles, 2.0 TFLs and 1.0 sack.
 - As a true freshman, saw action in 10 games in 2013, registering 12 tackles and 1.0 TFL.



HIGHTOWER ON TEAMS



Richard Hightower rejoined the 49ers as the team's special teams coordinator in 2017, having previously served as assistant special teams coach with the team in 2015. Last season, he worked with the Chicago Bears as their assistant special teams coach.

Hightower has 11 years of coaching experience including ten in the NFL. In 2016, during his stint with the Bears, the kickoff coverage team finished 7th in the NFL in opponent drive start average. Deonte Thompson led the NFL in kickoff returns with 35 and ranked second with 810 yards. Punter returner Eddie Royal scored on a nifty 65-yard touchdown on Monday Night Football vs. the Eagles. Sherrick McManis led the Bears in special-teams tackles and finished top 10 in the NFL, recording 13 stops.

In 2015, Hightower first joined San Francisco as an assistant special teams coach. That season, Hightower helped the 49ers punt coverage unit rank eighth in the NFL allowing just 6.4 yards per return, while working with rookie punter Bradley Pinion. Kicker Phil Dawson was 10th in the NFL with an 88.9 field goal percentage (tied for the fourth highest percentage of his 17-year career).

Hightower spent the 2014 season working on offense in Cleveland assisting with the receivers after working as an assistant special teams coach for four seasons in Washington (2010-13). With Washington, he worked under longtime special teams coordinator Danny Smith. Hightower also spent two seasons (2012-13) as the assistant defensive backs coach with the Redskins. Over his four seasons in Washington, the Redskins were third in the NFL in kickoff coverage, allowing just 21.2 yards per return, including leading the league in 2010 and 2011. Hightower's coaching on special teams helped Lorenzo Alexander lead the NFL with 21 special-teams tackles en route to being named the NFC's special teams player in the Pro Bowl, in 2012. Hightower was also instrumental in the development of first-year kicker Kai Forbath, who broke an NFL record by hitting his first 17 field goal attempts, leading the NFL with a 94.4 field goal percentage.

As assistant defensive back coach, Hightower helped the unit rank sixth in the NFL in interceptions (37) and tie for second in the NFL in interception-return touchdowns (7) over the two-year span. DeAngelo Hall led the NFL in defensive touchdowns (3). In 2012, the Redskins were first in the NFC in passes defended and had four returned touchdowns.

From 2006-08, Hightower was on Houston's coaching staff as a coaching assistant (2006-07) before being elevated to special teams assistant (2008). In Houston, he served under widely respected then-special teams coordinator Joe Marciano, who has more than 30 years of experience coaching special teams. In 2008, Houston was 11th in the NFL in kickoff coverage (22.3 ypr). Punt returner Jacoby Jones finished fifth in the NFL and second in Texans single-season annals with a 12.1 average, including a franchise single-season record two punt return touchdowns. Kicker Kris Brown set franchise records for points (124), field goals made (29) and field goal percentage (.879). In 2007, the kickoff return unit featuring Jerome Mathis and Andre Davis became only the 4th team in NFL history to score four touchdowns on kickoff return in a single season.



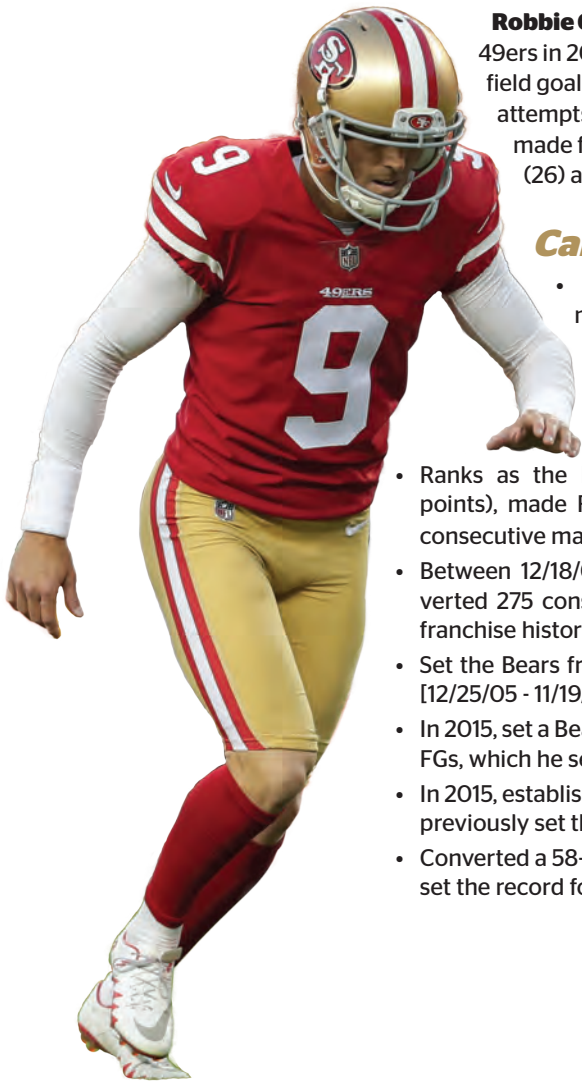
In between his time in Houston and Washington, Hightower spent the 2009 season as wide receivers coach at the University of Minnesota. Under his tutelage, Eric Decker was named a First-Team All-Big Ten selection that season before being selected by the Denver Broncos in the third round (87th overall) of the 2010 NFL Draft.

A native of Houston, TX, Hightower earned his BA in Marketing from the University of Texas where he was a three-year letterman and special teams standout for the Longhorns. He went to Austin as an academic scholar and later earned an athletic scholarship after walking on. Following his senior season, then head coach Mack Brown and his staff voted Hightower the D. Harold Byrd Leadership Award.

HIGHTOWER'S NFL COACHING BACKGROUND

| <u>Years</u> | <u>Coaching Position</u> | <u>Team</u> |
|--------------|---------------------------------------|---------------------|
| 2017-current | Special Teams Coordinator | San Francisco 49ers |
| 2016 | Assistant Special Teams | Chicago Bears |
| 2015 | Assistant Special Teams | San Francisco 49ers |
| 2014 | Offensive Quality Control | Cleveland Browns |
| 2012-13 | Assistant Special Teams/Assistant DBs | Washington Redskins |
| 2010-11 | Assistant Special Teams | Washington Redskins |
| 2008 | Assistant Special Teams | Houston Texans |
| 2006-07 | Coaching Assistant | Houston Texans |

DIGGIN' FOR GOULD



Robbie Gould looks to continue to climb the NFL leaderboard during his first season with the 49ers in 2017. One of the most accurate kickers in NFL history, Gould currently ranks seventh in field goal percentage (minimum 100 field goals made), making 287 of his 334 career field goal attempts. He left the Chicago Bears as the team's franchise leader in scoring (1,207 points), made field goals (276), 50-or-more yard made field goals (23), consecutive made field goals (26) and field goal percentage (85.4 percent).

Career Highlights...

- Among those with 100-or-more career made FGs, Gould has the 7th-highest made FG percentage at 85.9%.
 - Ranks second in NFL history in FG pct. (74.2) on FGAs of 50-or-more yds. (Min. 20 FGM).
- Ranks as the Bears franchise leader in scoring (1,207 points), made FGs (276), 50-or-more yd. made FGs (23), consecutive made FGs (26) and FG pct. (85.4 pct.).
- Between 12/18/05 vs. Atl. and 9/22/13 at Pit., Gould converted 275 consecutive PATs, the longest streak in Bears franchise history.
- Set the Bears franchise record with 26 consecutive made FGs across the 2005 and 2006 seasons [12/25/05 - 11/19/06].
- In 2015, set a Bears single-season franchise record with 33 made FGs. He broke the record of 32 made FGs, which he set in 2006.
- In 2015, established a Chicago single-season franchise record with 7 made FGs of 50-or-more yds. He previously set the record in 2011 with 6 made FGs of 50-or-more yds.
- Converted a 58-yd. FG vs. Cin. (9/8/13), the longest made FG in Bears franchise history. He previously set the record for longest made FG at Den. (12/11/11 - 57-yds.).

HIGHEST FG PCT. AMONG KICKERS WITH 100+ FGM, NFL HISTORY

| Player | Pct. |
|------------------------|-------------|
| 1. Justin Tucker | 89.9 |
| 2. Dan Bailey | 89.7 |
| 3. Stephen Gostkowski | 87.1 |
| 4. Stephen Hauschka | 86.8 |
| 5. Mike Vanderjagt | 86.5 |
| 6. Nate Kaeding | 86.2 |
| 7. Robbie Gould | 85.9 |

49ERS ASSISTANT COACHING STAFF



JOHN BENTON OFFENSIVE LINE

Benton is in his first season as the 49ers offensive line coach after spending the 2016 season as an assistant offensive line coach for the Jacksonville Jaguars. He joined the Jaguars after spending two seasons (2014-15) as the offensive line coach of the Miami Dolphins. Prior to Miami, Benton spent eight years (2006-13) as the offensive line coach for the Houston Texans. He originally entered the NFL coaching ranks in 2004, where he spent two seasons (2004-05) with the St. Louis Rams as their offensive line coach. Benton began his coaching career at Colorado State as a graduate assistant (1987-90) before serving as the offensive line coach and recruiting coordinator (1990-94) at California University (Pa.). He returned to Colorado State in 1995, where he served as the offensive line coach (1995-99) and co-offensive coordinator (2000-03) for the Rams. A native of Durant, CO, Benton was a four-year starter as an offensive lineman at Colorado State (1983-86).



DANIEL BULLOCKS ASSISTANT DEFENSIVE BACKS

Bullocks is in his first season as the 49ers assistant defensive backs coach after spending the 2016 season in the same role with the Jacksonville Jaguars. In 2015, he spent one season at Eastern Michigan University as an assistant coach/cornerbacks. Bullocks initially entered the coaching ranks in 2012 at the University of Northern Iowa, where he was the assistant coach/secondary for three seasons (2012-14). Originally a 2nd round draft choice (40th overall) of the Detroit Lions in the 2006 NFL Draft, he appeared in 31 games (22 starts) over his four seasons in Detroit. Bullocks totaled 115 tackles, four passes defensed, three fumble recoveries, one forced fumble and 1.0 sack during his NFL career. A native of Chattanooga, TN, he played safety at the University of Nebraska (2001-05), where he earned Second-Team All-Big 12 honors as a junior and senior.



JON EMBREE ASSISTANT HEAD COACH/TIGHT ENDS

Embree is in his first season as the 49ers assistant head coach/tight ends coach after spending the previous three seasons (2014-16) as tight ends coach of the Tampa Bay Buccaneers and one season (2013) as tight ends coach for the Cleveland Browns. Prior to his time with Cleveland, Embree spent two seasons (2011-12) as head coach at the University of Colorado. He first entered the NFL coaching ranks with the Kansas City Chiefs, where he was the team's tight ends coach for three seasons (2006-08). He would later spend one season as the Washington Redskins tight ends coach in 2010. Before his time in Kansas City, Embree spent 11 seasons in the collegiate ranks. From 1993-94, he coached tight ends at Colorado, followed by four years (1995-98) coaching defensive ends at the school and would later return to tight ends for an additional two seasons (1999-2000). From 2001-02, he was Colorado's wide receivers/kickers coach. In 2003, Embree went to UCLA as the school's assistant head coach/wide receivers coach before moving to assistant head coach/tight ends coach for two seasons (2004-05). A native of Englewood, CO, Embree played collegiately as a tight end at Colorado. He played two seasons in the NFL with the Los Angeles Rams (1987-88) and had a career-ending injury with the Seattle Seahawks in 1989.



TAYLOR EMBREE OFFENSIVE QUALITY CONTROL

Embree is in his first season with the 49ers as an offensive quality control coach. In 2016, he entered the NFL coaching ranks as a defensive assistant with the Kansas City Chiefs. Prior to Kansas City, Embree spent one season (2014) as a graduate assistant/offense with the UCLA football program. A native of Denver, CO, and the son of 49ers assistant head coach/tight ends coach Jon Embree, he appeared in all 50 games during his four-year career (2008-11) as a wide receiver at UCLA.



JEFF HAFLEY DEFENSIVE BACKS

Hafley is in his second season as the 49ers defensive backs coach after spending the previous two seasons (2014-15) in the same role with the Cleveland Browns. Prior to joining the Browns, Hafley spent two years with the Tampa Bay Buccaneers as the team's secondary and safeties coach (2013) and assistant defensive backs coach (2012). Before entering the NFL ranks, Hafley served as the secondary coach at Rutgers University in 2011. Prior to Rutgers, Hafley spent five seasons at the University of Pittsburgh, coaching the secondary (2008-10) and as a defensive assistant/cornerbacks coach (2006-07). He also spent four seasons at the University of Albany, where he was the defensive backs coach (2004-05) and defensive tackles coach (2002-03). Hafley began his coaching career as the running backs coach at Worcester Polytechnic University in 2001.



JOHNNY HOLLAND LINEBACKERS

Holland is in his first season as the 49ers linebackers coach after spending the 2016 season as the inside linebackers coach for the Cleveland Browns. Prior to Cleveland, he spent three years in the Canadian Football League, coaching linebackers with the Saskatchewan Roughriders (2013) and B.C. Lions (2014-15). Holland joined the CFL after spending one season (2011) as linebackers coach for the United Football League's Virginia Destroyers and one year (2012) as linebackers coach for the Oakland Raiders. Prior to Virginia, Holland spent five seasons (2006-10) as linebackers coach for the Houston Texans. He joined the Texans after spending three years with the Detroit Lions, serving as a defensive assistant coach (2003-04) and linebackers coach (2005). Prior to Detroit, Holland spent three years with the Seattle Seahawks as assistant special teams/assistant strength and conditioning coach (2000) and linebackers coach (2001-02). He received his NFL coaching start with the Green Bay Packers in 1995, where he served as a defensive quality control coach (1995-97), special teams coach (1998) and linebackers coach (1999). Originally a 2nd round (41st overall) pick of the Green Bay Packers in the 1987 NFL Draft, Holland appeared in 103 games over seven seasons at linebacker with Green Bay. During his career, he recorded 476 tackles, 15 fumble recoveries, nine interceptions and 3.5 sacks. A native of Hempstead, TX, Holland was a four-year letterman at Texas A&M (1984-87).

49ERS ASSISTANT COACHING STAFF



STAN KWAN ASSISTANT SPECIAL TEAMS

Kwan is in his first season with the 49ers as an assistant special teams coach after spending the previous four seasons (2013-16) in the same capacity with the New Orleans Saints. Prior to New Orleans, he spent three years (2010-12) as an assistant special teams coach with the Buffalo Bills. Kwan joined the Bills after six seasons with the Detroit Lions, where he served as an assistant special teams and offensive assistant (2004-05), assistant special teams coach (2006) and special teams coordinator (2007-09). Prior to Detroit, he was with the Arizona Cardinals as an assistant special teams and defensive quality control coach for three seasons (2001-03). Kwan joined the Lions organization in 1997 as an offensive and special teams assistant for four seasons (1997-2000). He originally entered the NFL coaching ranks with the San Diego Chargers, where he spent six years as a coaching staff assistant, offensive and assistant special teams and offensive assistant. A native of Phoenix, AZ, Kwan played baseball for three seasons at San Diego State and graduated with a bachelor's degree in criminal justice.



MIKE LAFLEUR WIDE RECEIVERS/PASSING GAME SPECIALIST

LaFleur is in his first season as the 49ers wide receivers/passing game specialist coach having spent the previous two seasons (2015-16) as an offensive assistant with the Atlanta Falcons. He first entered the NFL in 2014 as an offensive coaching intern with the Cleveland Browns. Prior to Cleveland, LaFleur was the offensive coordinator, quarterbacks and wide receivers coach at Davidson College in 2013. Prior to joining Davidson, he spent three seasons at Saint Joseph's College as quarterbacks coach (2010) and offensive coordinator (2011-12). LaFleur began his coaching career at his alma mater, Elmhurst College, as an offensive assistant working with quarterbacks. A native of Mount Pleasant, MI, he was a team captain and three-time letter winner as a quarterback and safety at Elmhurst.




TEM LUKABU DEFENSIVE QUALITY CONTROL

Lukabu is in his fourth season in the NFL and second with the 49ers as a defensive quality control coach. Prior to joining San Francisco, he spent one season as the linebackers coach at Florida International University (2015) and one year as the outside linebackers coach at his alma mater, Colgate University (2014). Lukabu began his NFL coaching career with the Tampa Bay Buccaneers (2012-13), where he served as a defensive assistant for two seasons, working with All-Pro DT Gerald McCoy. Before his time with the Buccaneers, he spent two seasons coaching the outside linebackers at Rutgers University (2010-11) and two years coaching linebackers at the University of Rhode Island (2008-09). Lukabu began his coaching career working in player development at Rutgers (2006-07). A former linebacker, he was a three-year starter at Colgate University (2000-03), where he was named the Patriot League Defensive Player of the Year in both 2002 and 2003, becoming the first player to claim that honor twice.



T.C. McCARTNEY OFFENSIVE ASSISTANT

McCartney rejoined the 49ers as the team's offensive assistant in 2017, having served in that same role for the 2015 season. He returns to San Francisco after spending the 2016 season as an offensive assistant at Louisiana State University. He originally entered the NFL coaching ranks in 2014 as a quality control coach with the Cleveland Browns. Prior to joining the Browns, McCartney was an offensive graduate assistant for two seasons (2012-13) at the University of Colorado. He first began coaching in 2011 as a graduate assistant at LSU. McCartney played quarterback at LSU for four seasons (2007-10) and was a member of the Tigers 2007 national championship team. A native of Boulder, CO, McCartney graduated from LSU with a bachelor's degree in sports administration, is the son of former Colorado QB Sal Aunese and the grandson of former Colorado head coach Bill McCartney, the winningest football coach in Colorado history.



MIKE MCDANIEL RUN GAME SPECIALIST

McDaniel is in his first season as the 49ers run game specialist after spending the previous two seasons as an offensive assistant for the Atlanta Falcons (2015-16). He joined Atlanta after spending one season as the wide receivers coach for the Cleveland Browns (2014). Prior to his time in Cleveland, McDaniel spent three seasons with the Washington Redskins, starting as an offensive assistant (2011-12), before being promoted to wide receivers coach in 2013. McDaniel joined the Redskins after serving as the running backs coach for the Sacramento Mountain Lions of the United Football League for two seasons (2009-10). He spent the previous three seasons (2006-08) as an offensive assistant with the Houston Texans and spent one season as an intern with the Denver Broncos in 2005. A native of Greeley, CO, McDaniel attended Yale University where he was a wide receiver for the Bulldogs.



VINCE OGHOBAASE ASSISTANT DEFENSIVE LINE

Oghobaase is in his second season in the NFL as the 49ers assistant defensive line coach. He joined San Francisco in 2016 after spending the previous three years (2013-15) as a defensive graduate assistant at Ohio State University. He began his coaching career as a defensive graduate assistant at Duke University (2011-12). Oghobaase was a four-year defensive tackle at Duke (2006-09), where he saw action in 44 games and registered 165 tackles, 14.0 sacks and 36.5 tackles for loss. After graduating in 2010 with a degree in sociology, he signed a free agent contract with the Miami Dolphins and later played with the Hartford Colonials of the United Football League (UFL). Oghobaase also spent time on the Washington Redskins practice squad in 2010.

49ERS ASSISTANT COACHING STAFF



DEMECO RYANS DEFENSIVE QUALITY CONTROL

Ryans is in his first season with the 49ers as a defensive quality control coach. Originally drafted in the second round (33rd overall) by the Houston Texans in the 2006 NFL Draft, he spent 10 seasons in the NFL with the Texans (2006-11) and Philadelphia Eagles (2012-15). Ryans appeared in 140 games (139 starts) and registered 735 tackles, 46 passes defended, 13.5 sacks, 10 fumble recoveries and seven interceptions. During his career, he earned AP Defensive Rookie of the Year (2006) and First-Team All-Pro (2007) honors in addition to being named to two Pro Bowls (2007, 2009). A native of Bessemer, AL, Ryan played linebacker the University of Alabama (2002-05), where he was named First-Team All-SEC, a unanimous All-American and SEC Defensive Player of the Year in 2005.



RICH SCANGARELLO QUARTERBACKS

Scangarello is in his first season as the 49ers quarterbacks coach after spending last season (2016) as the offensive coordinator at Wagner College. He went to Wagner following one season (2015) as a quality control coach with the Atlanta Falcons. Prior to his time in Atlanta, Scangarello spent three seasons (2012-14) as the offensive coordinator/quarterbacks coach at Northern Arizona University. He joined NAU after two seasons (2010-11) as the offensive coordinator/assistant head coach/quarterbacks coach at Millsaps (Jackson, MS) College. In 2009, Scangarello first entered the NFL coaching ranks as an offensive quality control coach with the Oakland Raiders. From 2007-08, he served as co-offensive coordinator/quarterbacks coach at UC-Davis following four seasons (2004-07) as an offensive assistant/passing game coordinator/wide receivers coach at Davis. He also had collegiate stops as an offensive assistant/quarterbacks coach at the University of Idaho (2002-03), offensive coordinator at Carleton (Northfield, MN) College (2001) and a graduate assistant/quarterbacks coach at Idaho (2000). He began his coaching career at UC-Davis as an offensive assistant from 1998-99. A native of Rosville, CA, Scangarello attended Sacramento State, where he earned a degree in business administration.



BOBBY SLOWIK DEFENSIVE QUALITY CONTROL

Slowik is in his first season as the 49ers defensive quality control coach. He spent four years with the Washington Redskins organization, one season as a video assistant (2010) and three seasons as a defensive assistant (2011-13). A native of Green Bay, WI, Slowik played wide receiver at Michigan Tech University and earned a degree in biomedical engineering. He is the son of former NFL defensive coordinator Bob Slowik.



KATIE SOWERS SEASONAL OFFENSIVE ASSISTANT

Katie Sowers is in her second season in the NFL and first with the 49ers as a seasonal offensive assistant. She originally joined San Francisco in June of 2017 as part of the 49ers 2017 Bill Walsh Minority Fellowship. In 2016, she spent the offseason/training camp in the same capacity with the Atlanta Falcons and later spent nine months as a scouting intern. Sowers joined Atlanta after spending five years (2012-16) as the athletic director of the City of Kansas City. A native of Hesston, KS, Sowers earned her master's degree in kinesiology with an emphasis in pedagogy from the University of Central Missouri in 2012.



ADAM STENAVICH ASSISTANT OFFENSIVE LINE

Stenavich is in his first season as the 49ers assistant offensive line coach after spending the previous two seasons (2015-16) as the offensive line coach at San Jose State University. Prior to his time with the Spartans, he was the offensive line coach at Northern Arizona University for one season (2014). Stenavich began his coaching career at his alma mater, the University of Michigan, where he was a graduate assistant for two seasons (2012-13) after spending the 2011 season as a strength & conditioning intern with the school. A native of Marshfield, WI, he appeared in 42 games (39 starts) at left tackle during his career (2001-05) at Michigan. Stenavich signed as an undrafted free agent with the Carolina Panthers in 2006, played for the Amsterdam Admirals of NFL Europa in 2007 and spent time with the Green Bay Packers, Dallas Cowboys and Houston Texans.



JASON TARVER SENIOR DEFENSIVE ASSISTANT


A veteran of 20 coaching seasons, Tarver is in his 13th season with the 49ers and his first as the team's senior defensive assistant. The 16-year NFL veteran has previously served as a defensive coordinator at the professional and collegiate levels. Tarver spent the 2016 season as the 49ers outside linebackers coach and was the team's senior defensive assistant/linebackers coach in 2015. He served as the Oakland Raiders defensive coordinator from 2012-14, after spending the 2011 season as the co-defensive coordinator/inside linebackers coach at Stanford University. During his first tenure with the 49ers, which spanned from 2001-10, Tarver spent time as an offensive quality control coach (2001-03), assistant running backs/offensive assistant coach (2004) and outside linebackers coach (2005-10). Before joining the 49ers staff, Tarver spent three years as a graduate assistant with UCLA (1998-2000). He worked primarily with defensive backs, while also assisting with special teams. Tarver played football at West Valley Junior College in Saratoga, CA (1994-95), before coaching the team's linebackers, defensive backs and special teams for two seasons.



ROBERT TURNER JR. RUNNING BACKS

Turner is in his first season as the 49ers running backs coach after spending the previous two seasons (2015-16) in the same capacity with the Atlanta Falcons. Prior to his time in Atlanta, he spent four years (2011-14) as assistant head coach and running backs coach for the Washington Redskins. Turner originally entered the NFL with the Denver Broncos in 1995, where he spent 15 seasons (1995-2009) as the team's running backs coach. Before entering the NFL coaching ranks, he was the assistant head coach, offensive coordinator and running backs coach for four seasons (1991-94) at Purdue University. Turner received his coaching start at his alma mater, Indiana State University, where he spent eight years (1975-82) holding various positions including offensive backfield, defensive secondary, running backs, special teams coordinator and strength and conditioning coordinator. He would go on to spend six seasons (1983-88) at Fresno State and two years (1989-90) at Ohio State University as running backs coach. A native of East Chicago, IN, Turner earned his bachelor's degree from Indiana State in health and physical education in 1972 before receiving his master's degree from the school in education/administration in 1976.

49ERS ASSISTANT COACHING STAFF



JEFF ZGONINA
DEFENSIVE LINE

Zgonina (ska-KNEE-na) is in his first season as the 49ers defensive line coach after spending the 2016 season as the assistant defensive line coach for the New York Giants. He entered the coaching ranks in 2013, and spent three seasons (2013-15) as an assistant defensive coach for the Houston Texans. Originally a 7th round draft choice (185th overall) by the Pittsburgh Steelers in the 1993 NFL Draft, Zgonina appeared in 219 games (67 starts) over 17 seasons and registered 303 tackles, 26.0 sacks, 13 forced fumbles, three fumble recoveries and one interception. He also appeared in nine career postseason games and was a member of the St. Louis Rams Super Bowl XXXIV championship team. A native of Chicago, IL, Zgonina attended Purdue University (1989-92), where he was selected First-Team All-Big Ten and Big Ten Defensive Player of the Year as a senior.



NICK KRAY
ADMINISTRATIVE ASSISTANT TO THE HEAD COACH

Kray joins San Francisco after serving as the assistant director of football operations at North Carolina State University for two seasons (2015-16). Prior to his time at NC State, Kray served as the director of football and player development at Ball State University in 2014. He also spent time as director of football operations at Yale University (2012-13), offensive and special teams assistant at Villanova (2010-11), and as the defensive ends and defensive quality control coach at Eastern Illinois (2008-09). A native of Glendale Heights, IL, Kray played collegiately as a defensive lineman at Eastern Illinois University.



PATRICK HAGEDORN
ASSISTANT TO THE COACHING STAFF

Hagedorn is in his first season with the 49ers as the team's assistant to the coaching staff. Hagedorn joins San Francisco after serving as the director of football operations at Elon University for two seasons (2015-16). Prior to his time at Elon, he was the graduate assistant for operations and recruiting at Ball State University. Hagedorn also worked as an undergraduate student football manager while attending Ball State (2012-2013). A native of Tell City, IN, Hagedorn graduated from Ball State with a degree in sport administration.



RAY WRIGHT
HEAD STRENGTH & CONDITIONING

Wright is in his first season as the 49ers head of strength & conditioning after serving in the same role for five seasons (2010-14) with the Washington Redskins. Prior to Washington, Wright spent eight seasons with the Houston Texans, serving as the team's assistant strength & conditioning coach (2002-08) and head strength & conditioning coach (2009). In 2001, he spent one season as the assistant strength & conditioning coach at the University of Maryland. Prior to Maryland, Wright spent six months with the Chicago Bears as a college and pro personnel assistant and spent the 2000 season as the recruiting coordinator at Cornell University. He originally entered the NFL with the Redskins, serving as a scouting intern (1997), college/pro scouting administrator (1998) and director of player programs (1999). A native of Fort Worth, TX, Wright played football at Duke (1990-95).



MICHAEL CLAY
ASSISTANT STRENGTH & CONDITIONING

Clay is in his second season with the 49ers and first as a strength & conditioning assistant after spending the 2016 season as assistant special teams coach with the team. He joined San Francisco after spending the prior two seasons (2014-15) as a member of the Philadelphia Eagles coaching staff. In 2015, Clay served as a special teams assistant for the Eagles where he helped RB Darren Sproles earn his second career Pro Bowl selection as a return specialist after leading the NFL in punt return yards (446) and return touchdowns (two). He originally joined Philadelphia as a defensive quality control coach in 2014. Clay was a four-year letterman as a linebacker for the University of Oregon (2009-12) and earned Second-Team All-Pac-12 honors as a senior in 2012. Following his college career, he signed with the Miami Dolphins as an undrafted free agent in 2013.



MARQUIS JOHNSON
ASSISTANT STRENGTH & CONDITIONING

Johnson is in his first season as a 49ers strength & conditioning assistant. He joins San Francisco following one year (2016) as an assistant strength coach at the University of Tennessee. Prior to Tennessee, Johnson was the head strength coach at Memorial (Port Arthur, TX) High School (2014-16), West Brook (Beaumont, TX) High School (2012-14) and Galena Park (TX) High School (2010-12). He also assisted with the football and track teams at each school. He spent three years (2008-10) at Eastern Michigan University where he began as a graduate assistant before moving to the school's interim head strength & conditioning coach. A native of Houston, TX, Johnson played collegiately at Prairie View A&M University (2004-08) as a tight end before moving to defensive end. He received his bachelor's degree from Prairie View A&M in human performance and his master's degree from Eastern Michigan in administration.



DUSTIN PERRY
ASSISTANT STRENGTH & CONDITIONING

Perry is in his first season with the 49ers as an assistant strength & conditioning coach. Prior to the 49ers, he spent four years (2012-15) as an assistant strength & conditioning coach at the University of Minnesota. Before joining the Golden Gophers, Perry worked with Josh Heupel's The 14 Foundation and its Day of Champions event while serving as the head strength & conditioning coach for the program. In addition, Perry served as a strength & conditioning coach at Marcellus (MI) High School in 2008. A 2009 graduate of Western Michigan University, Perry also has a master's degree in applied kinesiology from Minnesota.

2017 SAN FRANCISCO 49ERS UNOFFICIAL DEPTH CHART

Compiled by the 49ers Football Communications staff

AS OF SEPTEMBER 12, 2017

OFFENSE

| | | | | | | |
|----|----|----------------------|----|----------------------|----|--------------------------|
| WR | 15 | Pierre Garçon | 81 | <u>Trent Taylor</u> | 10 | <u>Kendrick Bourne</u> |
| LT | 74 | Joe Staley | 71 | John Theus | | |
| LG | 68 | Zane Beadles | 75 | Laken Tomlinson | | |
| C | 67 | Daniel Kilgore | | | | |
| RG | 63 | Brandon Fusco | 62 | <u>Erik Magnuson</u> | | |
| RT | 77 | Trent Brown | 76 | Garry Gilliam | | |
| TE | 85 | <u>George Kittle</u> | 88 | Garrett Celek | 82 | Logan Paulsen |
| WR | 11 | Marquise Goodwin | 19 | Aldrick Robinson | 17 | <u>Victor Bolden Jr.</u> |
| RB | 28 | Carlos Hyde | 22 | <u>Matt Breida</u> | 31 | Raheem Mostert |
| FB | 44 | Kyle Juszczyk | | | | |
| QB | 2 | Brian Hoyer | 3 | <u>C.J. Beathard</u> | | |

DEFENSE

| | | | | | | |
|------|----|----------------------|----|----------------------------|----|-------------------------|
| LDE | 91 | Arik Armstead | 58 | Elvis Dumervil | 59 | Aaron Lynch |
| LDT | 90 | Earl Mitchell | 93 | <u>D.J. Jones</u> | | |
| RDT | 99 | DeForest Buckner | 96 | Xavier Cooper | | |
| RDE | 95 | Tank Carradine | 94 | <u>Solomon Thomas</u> | | |
| SAM | 57 | Eli Harold | 97 | Dekoda Watson | 55 | <u>Pita Taumoepeenu</u> |
| MIKE | 53 | NaVorro Bowman | 50 | Brock Coyle | | |
| WILL | 56 | <u>Reuben Foster</u> | 54 | Ray-Ray Armstrong | | |
| LCB | 33 | Rashard Robinson | | | | |
| RCB | 36 | Dontae Johnson | 23 | <u>Ahkello Witherspoon</u> | | |
| NB | 24 | K'Waun Williams | 27 | Keith Reaser | | |
| FS | 25 | Jimmie Ward | 26 | <u>Lorenzo Jerome</u> | 38 | <u>Adrian Colbert</u> |
| SS | 35 | Eric Reid | 29 | Jaquiski Tartt | | |

SPECIAL TEAMS

| | | | | | | |
|-----|----|---------------------|----|--------------------------|--|--|
| P | 5 | Bradley Pinion | | | | |
| K | 9 | Robbie Gould | | | | |
| H | 5 | Bradley Pinion | | | | |
| PR | 81 | <u>Trent Taylor</u> | 17 | <u>Victor Bolden Jr.</u> | | |
| KOR | 31 | Raheem Mostert | 17 | <u>Victor Bolden Jr.</u> | | |
| LS | 86 | Kyle Nelson | | | | |

Injured Reserve – DL Ronald Blair III, WR Aaron Burbridge, G Joshua Garnett, LB Jimmie Gilbert, CB Prince Charles Iworah, S Chancellor James, WR BJ Johnson III, DL Chris Jones, DB Don Jones, LB Donavin Newsom, CB Will Redmond, LB Malcom Smith, RB Joe Williams

COACHING STAFF

| | |
|------------------------|--|
| Kyle Shanahan..... | Head Coach |
| Robert Saleh | Defensive Coordinator |
| Richard Hightower..... | Special Teams Coordinator |
| Jon Embree | Assistant Head Coach/Tight Ends |
| John Benton | Offensive Line |
| Daniel Bullocks..... | Assistant Defensive Backs |
| Taylor Embree | Offensive Quality Control |
| Jeff Hafley..... | Defensive Backs |
| Johnny Holland..... | Linebackers |
| Stan Kwan..... | Assistant Special Teams |
| Mike LaFleur | Wide Receivers/Passing Game Specialist |
| Tem Lukabu | Defensive Quality Control |
| T.C. McCartney..... | Offensive Assistant |
| Mike McDaniel | Run Game Specialist |
| Vince Oghobaase..... | Assistant Defensive Line |
| DeMeco Ryans | Defensive Quality Control |
| Rich Scangarello | Quarterbacks |
| Bobby Slowik..... | Defensive Quality Control |
| Katie Sowers | Seasonal Offensive Assistant |
| Adam Stenavich | Assistant Offensive Line |
| Jason Tarver..... | Senior Defensive Assistant |
| Robert Turner Jr. | Running Backs |
| Jeff Zgonina | Defensive Line |
| Ray Wright..... | Head Strength & Conditioning |
| Michael Clary | Assistant Strength & Conditioning |
| Marquis Johnson | Assistant Strength & Conditioning |
| Dustin Perry | Assistant Strength & Conditioning |

PRONUNCIATION GUIDE

| | | | |
|--------------------------------------|---------------|---------------------------|--------------------------|
| C.J. Beathard..... | BETH–urd | Dontae Johnson..... | don–TAY |
| Kendrick Bourne | BORN | Kyle Juszczyk | YOOZ–check |
| NaVorro Bowman nuh–VARR–oh, BOH–minn | | Daniel Kilgore | KILL–gore |
| Matt Breida..... | BREE–duh | Raheem Mostert | MOZE–tert |
| DeForest Buckner | duh–FORE–ist | Bradley Pinion..... | PIN–yunn |
| Tank Carradine | CARE–uh–deen | Joe Staley..... | STAY–lee |
| Garrett Celek | SELL–ick | Jaquiski Tartt | juh–KWAH–skee |
| Elvis Dumervil | DOOM–ur–ville | Pita Taumoepeenu | PEET–uh, TAO–moy–PEH–new |
| Brandon Fusco..... | FUH–skough | K'Waun Williams | KAY–wahn |
| Pierre Garçon..... | gar–SAUN | Ahkello Witherspoon | ah–KELL–oh |
| Garry Gilliam..... | GILL–yum | | |
| Robbie Gould | GOLD | | |

2017 SAN FRANCISCO 49ERS NUMERICAL ROSTER

AS OF SEPTEMBER 12, 2017

| NO | PLAYER | POS | HT | WT | Age | EXP | COLLEGE | ACQUIRED |
|----|---------------------|-------|------|-----|-----|-----|----------------------|------------------|
| 2 | Brian Hoyer | QB | 6-2 | 215 | 31 | 9 | Michigan State | FA in '17 |
| 3 | C.J. Beathard | QB | 6-2 | 215 | 23 | R | Iowa | D-3B in '17 |
| 5 | Bradley Pinion | P | 6-5 | 229 | 23 | 3 | Clemson | D-5 in '15 |
| 9 | Robbie Gould | K | 6-0 | 190 | 34 | 13 | Penn State | FA in '17 |
| 10 | Kendrick Bourne | WR | 6-1 | 203 | 22 | R | Eastern Washington | FA in '17 |
| 11 | Marquise Goodwin | WR | 5-9 | 179 | 26 | 5 | Texas | FA in '17 |
| 15 | Pierre Garçon | WR | 6-0 | 211 | 31 | 10 | Mount Union | FA in '17 |
| 17 | Victor Bolden Jr. | WR | 5-8 | 178 | 22 | R | Oregon State | FA in '17 |
| 19 | Aldrick Robinson | WR | 5-10 | 187 | 29 | 5 | Southern Methodist | FA in '17 |
| 22 | Matt Breida | RB | 5-11 | 190 | 22 | R | Georgia Southern | FA in '17 |
| 23 | Ahkello Witherspoon | CB | 6-3 | 195 | 22 | R | Colorado | D-3A in '17 |
| 24 | K'Waun Williams | CB | 5-9 | 183 | 26 | 3 | Pittsburgh | FA in '17 |
| 25 | Jimmie Ward | DB | 5-11 | 193 | 26 | 4 | Northern Illinois | D-1 in '14 |
| 26 | Lorenzo Jerome | DB | 5-10 | 204 | 22 | R | Saint Francis (PA) | FA in '17 |
| 27 | Keith Reaser | CB | 6-0 | 190 | 26 | 3 | Florida Atlantic | D-5B in '14 |
| 28 | Carlos Hyde | RB | 6-0 | 235 | 26 | 4 | Ohio State | D-2 in '14 |
| 29 | Jaquiski Tartt | S | 6-1 | 221 | 25 | 3 | Samford | D-2 in '15 |
| 31 | Raheem Mostert | RB | 5-10 | 197 | 25 | 3 | Purdue | FA in '16 |
| 33 | Rashard Robinson | CB | 6-1 | 177 | 22 | 2 | Louisiana State | D-4 in '16 |
| 35 | Eric Reid | S | 6-1 | 213 | 25 | 5 | Louisiana State | D-1 in '13 |
| 36 | Dontae Johnson | CB | 6-2 | 200 | 25 | 4 | North Carolina State | D-4B in '14 |
| 38 | Adrian Colbert | DB | 6-2 | 205 | 23 | R | Miami (FL) | D-7 in '17 |
| 44 | Kyle Juszczyk | FB | 6-1 | 240 | 26 | 5 | Harvard | FA in '17 |
| 50 | Brock Coyle | LB | 6-1 | 245 | 26 | 4 | Montana | FA in '17 |
| 53 | NaVorro Bowman | LB | 6-0 | 242 | 29 | 8 | Penn State | D-3 in '10 |
| 54 | Ray-Ray Armstrong | LB | 6-3 | 220 | 26 | 5 | Miami (FL) | W in '15 (Oak.) |
| 55 | Pita Taumoepeu | LB | 6-1 | 245 | 23 | R | Utah | D-6B in '17 |
| 56 | Reuben Foster | LB | 6-1 | 228 | 23 | R | Alabama | D-1B in '17 |
| 57 | Eli Harold | LB | 6-3 | 265 | 23 | 3 | Virginia | D-3 in '15 |
| 58 | Elvis Dumervil | LB | 5-11 | 250 | 33 | 12 | Louisville | FA in '17 |
| 59 | Aaron Lynch | DL | 6-6 | 270 | 24 | 4 | South Florida | D-5A in '14 |
| 62 | Erik Magnuson | OL | 6-6 | 305 | 23 | R | Michigan | FA in '17 |
| 63 | Brandon Fusco | OL | 6-4 | 306 | 29 | 7 | Slippery Rock | FA in '17 |
| 67 | Daniel Kilgore | C | 6-3 | 308 | 29 | 7 | Appalachian State | D-5 in '11 |
| 68 | Zane Beadles | G | 6-4 | 305 | 30 | 8 | Utah | FA in '16 |
| 71 | John Theus | OL | 6-6 | 303 | 23 | 2 | Georgia | D-5B in '16 |
| 74 | Joe Staley | T | 6-5 | 315 | 33 | 11 | Central Michigan | D-1B in '07 |
| 75 | Laken Tomlinson | OL | 6-3 | 312 | 25 | 3 | Duke | TR in '17 (Det.) |
| 76 | Garry Gilliam | OL | 6-5 | 315 | 26 | 4 | Penn State | FA in '17 |
| 77 | Trent Brown | OL | 6-8 | 355 | 24 | 3 | Florida | D-7A in '15 |
| 81 | Trent Taylor | WR | 5-8 | 178 | 23 | R | Louisiana Tech | D-5B in '17 |
| 82 | Logan Paulsen | TE | 6-5 | 268 | 30 | 8 | UCLA | FA in '17 |
| 85 | George Kittle | TE | 6-4 | 250 | 23 | R | Iowa | D-5A in '17 |
| 86 | Kyle Nelson | TE/LS | 6-2 | 240 | 30 | 6 | New Mexico State | FA in '14 |
| 88 | Garrett Celek | TE | 6-5 | 252 | 29 | 6 | Michigan State | FA in '12 |
| 90 | Earl Mitchell | NT | 6-3 | 310 | 29 | 8 | Arizona | FA in '17 |
| 91 | Arik Armstead | DL | 6-7 | 292 | 23 | 3 | Oregon | D-1 in '15 |
| 93 | D.J. Jones | DL | 6-0 | 321 | 22 | R | Mississippi | D-6A in '17 |
| 94 | Solomon Thomas | DL | 6-3 | 256 | 21 | R | Stanford | D-1A in '17 |
| 95 | Tank Carradine | DL | 6-4 | 270 | 27 | 5 | Florida State | D-2A in '13 |
| 96 | Xavier Cooper | DL | 6-4 | 300 | 25 | 3 | Washington State | W in '17 (Cle.) |
| 97 | Dekoda Watson | LB | 6-2 | 245 | 29 | 8 | Florida State | FA in '17 |
| 99 | DeForest Buckner | DL | 6-7 | 300 | 23 | 2 | Oregon | D-1A in '16 |

Injured Reserve List

| | | | | | | | | |
|----|-----------------------|----|------|-----|----|---|---------------------|-----------------|
| 13 | Aaron Burbridge | WR | 6-1 | 208 | 23 | 2 | Michigan State | D-6C in '16 |
| 20 | Don Jones | DB | 5-11 | 195 | 27 | 5 | Arkansas State | FA in '17 |
| 23 | Will Redmond | CB | 6-0 | 186 | 23 | 2 | Mississippi State | D-3 in '16 |
| 30 | Prince Charles Iworah | CB | 5-11 | 193 | 24 | 1 | Western Kentucky | D-7 in '16 |
| 32 | Joe Williams | RB | 5-11 | 205 | 24 | R | Utah | D-4 in '17 |
| 43 | Chancellor James | S | 6-2 | 208 | 22 | R | Boise State | FA in '17 |
| 47 | Jimmie Gilbert | LB | 6-5 | 230 | 23 | R | Colorado | FA in '17 |
| 48 | Donavin Newsom | LB | 6-2 | 240 | 22 | R | Missouri | FA in '17 |
| 51 | Malcolm Smith | LB | 6-0 | 225 | 28 | 7 | Southern California | FA in '17 |
| 65 | Joshua Garnett | G | 6-5 | 321 | 23 | 2 | Stanford | D-1B in '16 |
| 84 | BJ Johnson III | WR | 6-1 | 210 | 24 | R | Georgia Southern | FA in '17 |
| 92 | Chris Jones | DL | 6-1 | 293 | 27 | 4 | Bowling Green State | W in '16 (Mia.) |
| 98 | Ronald Blair III | DL | 6-4 | 270 | 24 | 2 | Appalachian State | D-5A in '16 |

Practice Squad

| | | | | | | | | |
|----|----------------------|----|------|-----|----|---|----------------------|-------------|
| 4 | Nick Mullens | QB | 6-1 | 210 | 22 | R | Southern Mississippi | FA in '17 |
| 14 | DeAndre Carter | WR | 5-8 | 190 | 24 | 1 | Sacramento State | FA in '17 |
| 18 | DeAndre Smelter | WR | 6-2 | 227 | 25 | 1 | Georgia Tech | D-4C in '15 |
| 30 | Asa Jackson | CB | 5-10 | 183 | 27 | 4 | Cal Poly | FA in '17 |
| 40 | Jarnor Jones | DB | 6-3 | 209 | 23 | R | Iowa State | FA in '17 |
| 41 | Jeremy McNichols | RB | 5-9 | 214 | 21 | R | Boise State | FA in '17 |
| 60 | JP Flynn | OL | 6-5 | 320 | 24 | R | Montana State | FA in '17 |
| 66 | Noble Nwachukwu | DL | 6-2 | 275 | 22 | R | West Virginia | FA in '17 |
| 78 | Darrell Williams Jr. | OL | 6-6 | 310 | 24 | R | Western Kentucky | FA in '17 |
| 83 | Cole Hikutini | TE | 6-4 | 247 | 23 | R | Louisville | FA in '17 |

2017 SAN FRANCISCO 49ERS ALPHABETICAL ROSTER

AS OF SEPTEMBER 12, 2017

| NO | PLAYER | POS | HT | WT | Birthdate | EXP | COLLEGE | HOMETOWN |
|----|----------------------|-------|------|-----|-----------|-----|----------------------|----------------------|
| 91 | Armstead, Arik | DL | 6-7 | 292 | 11-15-93 | 3 | Oregon | Elk Grove, CA |
| 54 | Armstrong, Ray-Ray | LB | 6-3 | 220 | 3-5-91 | 5 | Miami (FL) | Sanford, FL |
| 68 | Beadles, Zane | G | 6-4 | 305 | 11-19-86 | 8 | Utah | Casper, WY |
| 3 | Beathard, C.J. | QB | 6-2 | 215 | 11-16-93 | R | Iowa | Franklin, TN |
| 17 | Bolden Jr., Victor | WR | 5-8 | 178 | 4-4-95 | R | Oregon State | Rancho Cucamonga, CA |
| 10 | Bourne, Kendrick | WR | 6-1 | 203 | 8-4-95 | R | Eastern Washington | Portland, OR |
| 53 | Bowman, NaVorro | LB | 6-0 | 242 | 5-28-88 | 8 | Penn State | Forestville, MD |
| 22 | Breida, Matt | RB | 5-11 | 190 | 2-28-95 | R | Georgia Southern | Brandon, FL |
| 77 | Brown, Trent | OL | 6-8 | 355 | 4-13-93 | 3 | Florida | Albany, GA |
| 99 | Buckner, DeForest | DL | 6-7 | 300 | 3-17-94 | 2 | Oregon | Honolulu, HI |
| 95 | Carradine, Tank | DL | 6-4 | 270 | 2-18-90 | 5 | Florida State | Cincinnati, OH |
| 88 | Celek, Garrett | TE | 6-5 | 252 | 5-29-88 | 6 | Michigan State | Cincinnati, OH |
| 38 | Colbert, Adrian | DB | 6-2 | 205 | 10-6-93 | R | Miami (FL) | Mineral Wells, TX |
| 96 | Cooper, Xavier | DL | 6-4 | 300 | 11-30-91 | 3 | Washington State | Tacoma, WA |
| 50 | Coyle, Brock | LB | 6-1 | 245 | 10-12-90 | 4 | Montana | Bozeman, MT |
| 58 | Dumervil, Elvis | LB | 5-11 | 250 | 1-19-84 | 12 | Louisville | Miami, FL |
| 56 | Foster, Reuben | LB | 6-1 | 228 | 4-4-94 | R | Alabama | Auburn, AL |
| 63 | Fusco, Brandon | OL | 6-4 | 306 | 7-26-88 | 7 | Slippery Rock | Harmony, PA |
| 15 | Garçon, Pierre | WR | 6-0 | 211 | 8-8-86 | 10 | Mount Union | West Palm Beach, FL |
| 76 | Gilliam, Garry | OL | 6-5 | 315 | 11-26-90 | 4 | Penn State | Hershey, PA |
| 11 | Goodwin, Marquise | WR | 5-9 | 179 | 11-19-90 | 5 | Texas | Rowlett, TX |
| 9 | Gould, Robbie | K | 6-0 | 190 | 12-6-82 | 13 | Penn State | Jersey Shore, PA |
| 57 | Harold, Eli | LB | 6-3 | 265 | 1-20-94 | 3 | Virginia | Virginia Beach, VA |
| 2 | Hoyer, Brian | QB | 6-2 | 215 | 10-13-85 | 9 | Michigan State | North Olmsted, OH |
| 28 | Hyde, Carlos | RB | 6-0 | 235 | 9-20-90 | 4 | Ohio State | Naples, FL |
| 26 | Jerome, Lorenzo | DB | 5-10 | 204 | 1-20-95 | R | Saint Francis (PA) | Sunrise, FL |
| 36 | Johnson, Dontae | CB | 6-2 | 200 | 12-1-91 | 4 | North Carolina State | Pennington, NJ |
| 93 | Jones, D.J. | DL | 6-0 | 321 | 1-19-95 | R | Mississippi | Piedmont, SC |
| 44 | Juszczyk, Kyle | FB | 6-1 | 240 | 4-23-91 | 5 | Harvard | Lodi, OH |
| 67 | Kilgore, Daniel | C | 6-3 | 308 | 12-18-87 | 7 | Appalachian State | Kingsport, TN |
| 85 | Kittle, George | TE | 6-4 | 250 | 10-9-93 | R | Iowa | Norman, OK |
| 59 | Lynch, Aaron | DL | 6-6 | 270 | 2-8-93 | 4 | South Florida | Cape Coral, FL |
| 62 | Magnuson, Erik | OL | 6-6 | 305 | 1-5-94 | R | Michigan | Carlsbad, CA |
| 90 | Mitchell, Earl | NT | 6-3 | 310 | 9-25-87 | 8 | Arizona | Galena Park, TX |
| 31 | Mostert, Raheem | RB | 5-10 | 197 | 4-9-92 | 3 | Purdue | New Smyrna Beach, FL |
| 86 | Nelson, Kyle | TE/LS | 6-2 | 240 | 10-3-86 | 6 | New Mexico State | China Springs, TX |
| 82 | Paulsen, Logan | TE | 6-5 | 268 | 2-26-87 | 8 | UCLA | West Hills, CA |
| 5 | Pinion, Bradley | P | 6-5 | 229 | 6-1-94 | 3 | Clemson | Concord, NC |
| 27 | Reaser, Keith | CB | 6-0 | 190 | 7-31-91 | 3 | Florida Atlantic | Miami, FL |
| 35 | Reid, Eric | S | 6-1 | 213 | 12-10-91 | 5 | Louisiana State | Geismar, LA |
| 19 | Robinson, Aldrick | WR | 5-10 | 187 | 9-24-88 | 5 | Southern Methodist | Waxahachie, TX |
| 33 | Robinson, Rashard | CB | 6-1 | 177 | 7-23-95 | 2 | Louisiana State | Pompano Beach, FL |
| 74 | Staley, Joe | T | 6-5 | 315 | 8-30-84 | 11 | Central Michigan | Rockford, MI |
| 29 | Tartt, Jaquiski | S | 6-1 | 221 | 2-12-92 | 3 | Samford | Mobile, AL |
| 55 | Taumoepeua, Pita | LB | 6-1 | 245 | 3-9-94 | R | Utah | Provo, UT |
| 81 | Taylor, Trent | WR | 5-8 | 178 | 4-30-94 | R | Louisiana Tech | Shreveport, LA |
| 71 | Theus, John | OL | 6-6 | 303 | 1-19-94 | 2 | Georgia | Jacksonville, FL |
| 94 | Thomas, Solomon | DL | 6-3 | 256 | 12-20-95 | R | Stanford | Coppell, TX |
| 75 | Tomlinson, Laken | OL | 6-3 | 312 | 2-9-92 | 3 | Duke | Chicago, IL |
| 25 | Ward, Jimmie | DB | 5-11 | 193 | 7-18-91 | 4 | Northern Illinois | Mobile, AL |
| 97 | Watson, Dekoda | LB | 6-2 | 245 | 3-3-88 | 8 | Florida State | Aiken, SC |
| 24 | Williams, K'Waun | CB | 5-9 | 183 | 7-12-91 | 3 | Pittsburgh | Montvale, NJ |
| 23 | Witherspoon, Ahkello | CB | 6-3 | 195 | 3-21-95 | R | Colorado | Sacramento, CA |

Injured Reserve List

| | | | | | | | | |
|----|------------------------|----|------|-----|----------|---|---------------------|----------------------|
| 98 | Blair III, Ronald | DL | 6-4 | 270 | 1-21-93 | 2 | Appalachian State | Greensboro, GA |
| 13 | Burbridge, Aaron | WR | 6-1 | 208 | 12-23-93 | 2 | Michigan State | Farmington Hills, MI |
| 65 | Garnett, Joshua | G | 6-5 | 321 | 2-21-94 | 2 | Stanford | Puyallup, WA |
| 47 | Gilbert, Jimmie | LB | 6-5 | 230 | 11-9-94 | R | Colorado | College Station, TX |
| 30 | Iworah, Prince Charles | CB | 5-11 | 193 | 3-11-93 | 1 | Western Kentucky | Nashville, TN |
| 43 | James, Chancellor | S | 6-2 | 208 | 9-26-94 | R | Boise State | Spring Valley, CA |
| 84 | Johnson III, BJ | WR | 6-1 | 210 | 2-22-93 | R | Georgia Southern | Woodruff, SC |
| 92 | Jones, Chris | DL | 6-1 | 293 | 7-12-90 | 4 | Bowling Green State | Brownsburg, IN |
| 20 | Jones, Don | DB | 5-11 | 195 | 5-14-90 | 5 | Arkansas State | Town Creek, AL |
| 48 | Newsom, Donavin | LB | 6-2 | 240 | 10-13-93 | R | Missouri | St. Louis, MO |
| 23 | Redmond, Will | CB | 6-0 | 186 | 12-28-93 | 2 | Mississippi State | Memphis, TN |
| 51 | Smith, Malcolm | LB | 6-0 | 225 | 7-5-89 | 7 | Southern California | Northridge, CA |
| 32 | Williams, Joe | RB | 5-11 | 205 | 9-4-93 | R | Utah | Emmaus, PA |

Practice Squad

| | | | | | | | | |
|----|-----------------------|----|------|-----|----------|---|----------------------|----------------|
| 14 | Carter, DeAndre | WR | 5-8 | 190 | 4-10-93 | 1 | Sacramento State | San Jose, CA |
| 60 | Flynn, JP | OL | 6-5 | 320 | 8-30-93 | R | Montana State | Knoxville, TN |
| 83 | Hikutini, Cole | TE | 6-4 | 247 | 6-11-94 | R | Louisville | Wilton, CA |
| 30 | Jackson, Asa | CB | 5-10 | 183 | 12-2-89 | 4 | Cal Poly | Sacramento, CA |
| 40 | Jones, Jarnor | DB | 6-3 | 209 | 4-29-94 | R | Iowa State | Lithonia, GA |
| 41 | McNichols, Jeremy | RB | 5-9 | 214 | 12-26-95 | R | Boise State | Lakewood, CA |
| 4 | Mullens, Nick | QB | 6-1 | 210 | 3-21-95 | R | Southern Mississippi | Hoover, AL |
| 66 | Nwachukwu, Noble | DL | 6-2 | 275 | 11-30-94 | R | West Virginia | Wylie, TX |
| 18 | Smelter, DeAndre | WR | 6-2 | 227 | 12-3-91 | 1 | Georgia Tech | Macon, GA |
| 78 | Williams Jr., Darrell | OL | 6-6 | 310 | 3-24-93 | R | Western Kentucky | Dublin, GA |

2017 SAN FRANCISCO 49ERS POSITIONAL ROSTER

AS OF SEPTEMBER 12, 2017

| NO | PLAYER | POS | HT | WT | DOB | EXP | COLLEGE | HOMETOWN | ACQUIRED |
|------------------------------------|------------------------|-----|------|-----|----------|-----|----------------------|----------------------|------------------|
| Quarterbacks (3) | | | | | | | | | |
| 2 | Hoyer, Brian | QB | 6-2 | 215 | 10-13-85 | 9 | Michigan State | North Olmsted, OH | FA in '17 |
| 3 | Beathard, C.J. | QB | 6-2 | 215 | 11-16-93 | R | Iowa | Franklin, TN | D-3B in '17 |
| Running Backs/Fullbacks (4) | | | | | | | | | |
| 22 | Breida, Matt | RB | 5-11 | 190 | 2-28-95 | R | Georgia Southern | Brandon, FL | FA in '17 |
| 28 | Hyde, Carlos | RB | 6-0 | 235 | 9-20-90 | 4 | Ohio State | Naples, FL | D-2 in '14 |
| 31 | Mostert, Raheem | RB | 5-10 | 197 | 4-9-92 | 3 | Purdue | New Smyrna Beach, FL | FA in '16 |
| 44 | Jusczyk, Kyle | FB | 6-1 | 240 | 4-23-91 | 5 | Harvard | Lodi, OH | FA in '17 |
| Wide Receivers (6) | | | | | | | | | |
| 10 | Bourne, Kendrick | WR | 6-1 | 190 | 8-4-95 | R | Eastern Washington | Portland, OR | FA in '17 |
| 11 | Goodwin, Marquise | WR | 5-9 | 179 | 11-19-90 | 5 | Texas | Rowlett, TX | FA in '17 |
| 15 | Garcon, Pierre | WR | 6-0 | 211 | 8-8-86 | 10 | Mount Union | West Palm Beach, FL | FA in '17 |
| 17 | Bolden Jr., Victor | WR | 5-8 | 178 | 4-4-95 | R | Oregon State | Rancho Cucamonga, CA | FA in '17 |
| 19 | Robinson, Aldrick | WR | 5-10 | 187 | 9-24-88 | 5 | Southern Methodist | Waxahachie, TX | FA in '17 |
| 81 | Taylor, Trent | WR | 5-8 | 178 | 4-23-94 | R | Louisiana Tech | Shreveport, LA | D-5B in '17 |
| Tight Ends (3) | | | | | | | | | |
| 82 | Paulsen, Logan | TE | 6-5 | 278 | 2-26-87 | 8 | UCLA | West Hills CA | FA in '17 |
| 85 | Kittle, George | TE | 6-4 | 250 | 10-9-93 | R | Iowa | Norman, OK | D-5A in '17 |
| 88 | Celek, Garrett | TE | 6-5 | 252 | 5-29-88 | 6 | Michigan State | Cincinnati, OH | FA in '12 |
| Offensive Line (9) | | | | | | | | | |
| 62 | Magnuson, Erik | OL | 6-6 | 305 | 1-5-94 | R | Michigan | Carlsbad, CA | FA in '17 |
| 63 | Fusco, Brandon | OL | 6-4 | 306 | 7-26-88 | 7 | Slippery Rock | Harmony, PA | FA in '17 |
| 67 | Kilgore, Daniel | C | 6-3 | 308 | 12-18-87 | 7 | Appalachian State | Kingsport, TN | D-5 in '11 |
| 68 | Beadles, Zane | G | 6-4 | 305 | 11-19-86 | 8 | Utah | Casper, WY | FA in '16 |
| 71 | Theus, John | OL | 6-6 | 303 | 1-19-94 | 2 | Georgia | Jacksonville, FL | D-5B in '16 |
| 74 | Staley, Joe | T | 6-5 | 315 | 8-30-84 | 11 | Central Michigan | Rockford, MI | D-1B in '07 |
| 75 | Tomlinson, Laken | OL | 6-3 | 312 | 2-9-92 | 3 | Duke | Chicago, IL | TR in '17 (Det.) |
| 76 | Gilliam, Garry | OL | 6-5 | 315 | 11-26-90 | 4 | Penn State | Hershey, PA | FA in '17 |
| 77 | Brown, Trent | OL | 6-8 | 355 | 4-13-93 | 3 | Florida | Albany, GA | D-7A in '15 |
| Specialists (3) | | | | | | | | | |
| 5 | Pinion, Bradley | P | 6-5 | 229 | 6-1-94 | 3 | Clemson | Concord, NC | D-5 in '15 |
| 9 | Gould, Robbie | K | 6-0 | 190 | 12-6-82 | 13 | Penn State | Jersey Shore, PA | FA in '17 |
| 86 | Nelson, Kyle | LS | 6-2 | 240 | 10-3-86 | 6 | New Mexico State | Norman, OK | FA in '14 |
| Defensive Line (8) | | | | | | | | | |
| 59 | Lynch, Aaron | LB | 6-6 | 270 | 2-8-93 | 4 | South Florida | Cape Coral, FL | D-5A in '14 |
| 90 | Mitchell, Earl | NT | 6-3 | 310 | 9-25-87 | 8 | Arizona | Galena Park, TX | FA in '17 |
| 91 | Armstead, Arik | DL | 6-7 | 292 | 11-15-94 | 3 | Oregon | Eik Grove, CA | D-1 in '15 |
| 92 | Jones, D.J. | DT | 6-0 | 321 | 1-19-95 | R | Mississippi | Piedmont, SC | D-6A in '17 |
| 94 | Thomas, Solomon | DL | 6-3 | 256 | 12-20-95 | R | Stanford | Coppell, TX | D-1A in '17 |
| 95 | Carradine, Tank | DL | 6-4 | 270 | 2-18-90 | 5 | Florida State | Cincinnati, OH | D-2A in '13 |
| 96 | Cooper, Xavier | DL | 6-4 | 300 | 11-30-91 | 3 | Washington State | Tacoma, WA | W in '17 (Cle.) |
| 99 | Buckner, DeForest | DL | 6-7 | 300 | 3-17-94 | 2 | Oregon | Honolulu, HI | D-1A in '16 |
| Linebackers (8) | | | | | | | | | |
| 50 | Coyle, Brock | LB | 6-1 | 245 | 10-12-90 | 4 | Montana | Bozeman, MT | FA in '17 |
| 53 | Bowman, NaVorro | LB | 6-0 | 242 | 5-28-88 | 8 | Penn State | Forestville, MD | D-3 in '10 |
| 54 | Armstrong, Ray-Ray | LB | 6-3 | 220 | 3-5-91 | 5 | Miami (FL) | Sanford, FL | W in '15 (Oak.) |
| 55 | Taumoepenu, Pita | LB | 6-1 | 245 | 3-9-94 | R | Utah | Provo, UT | D-6B in '17 |
| 56 | Foster, Reuben | LB | 6-1 | 228 | 4-4-94 | R | Alabama | Auburn, AL | D-1B in '17 |
| 57 | Harold, Eli | LB | 6-3 | 265 | 1-20-94 | 3 | Virginia | Virginia Beach, VA | D-3 in '15 |
| 58 | Dumervil, Elvis | LB | 5-11 | 250 | 1-19-84 | 12 | Louisville | Miami, FL | FA in '17 |
| 97 | Watson, Dekoda | LB | 6-2 | 245 | 3-3-88 | 8 | Florida State | Aiken, SC | FA in '17 |
| Defensive Backs (10) | | | | | | | | | |
| 23 | Witherspoon, Ahkello | CB | 6-3 | 195 | 3-21-95 | R | Colorado | Sacramento, CA | D-3A in '17 |
| 24 | Williams, K'Waun | CB | 5-9 | 183 | 7-12-91 | 3 | Pittsburgh | Montvale, NJ | FA in '17 |
| 25 | Ward, Jimmie | DB | 5-11 | 193 | 7-18-91 | 4 | Northern Illinois | Mobile, AL | D-1 in '14 |
| 26 | Jerome, Lorenzo | DB | 5-10 | 204 | 1-20-95 | R | Saint Francis (PA) | Sunrise, FL | FA in '17 |
| 27 | Reaser, Keith | CB | 6-0 | 190 | 7-31-91 | 3 | Florida Atlantic | Miami, FL | D-5B in '14 |
| 29 | Tartt, Jaquiski | S | 6-1 | 221 | 2-12-92 | 3 | Samford | Mobile, AL | D-2 in '15 |
| 33 | Robinson, Rashard | CB | 6-1 | 177 | 7-23-95 | 2 | Louisiana State | Pompano Beach, FL | D-4 in '16 |
| 35 | Reid, Eric | S | 6-1 | 213 | 12-10-91 | 5 | Louisiana State | Geismar, LA | D-1 in '13 |
| 36 | Johnson, Dontae | CB | 6-2 | 200 | 12-1-91 | 4 | North Carolina State | Pennington, NJ | D-4B in '14 |
| 38 | Colbert, Adrian | DB | 6-2 | 205 | 10-6-93 | R | Miami (FL) | Mineral Wells, TX | D-7 in '17 |
| Injured Reserve List (13) | | | | | | | | | |
| 13 | Burbridge, Aaron | WR | 6-1 | 208 | 12-23-93 | 2 | Michigan State | Farmington Hills, MI | D-6C in '16 |
| 20 | Jones, Don | DB | 5-11 | 195 | 5-14-90 | 5 | Arkansas | Town Creek, AL | FA in '17 |
| 23 | Redmond, Will | CB | 6-0 | 186 | 12-28-93 | 2 | Mississippi State | Memphis, TN | D-3 in '16 |
| 30 | Iworah, Prince Charles | CB | 5-11 | 193 | 3-11-93 | 1 | Western Kentucky | Nashville, TN | D-7 in '16 |
| 32 | Williams, Joe | RB | 5-11 | 205 | 9-4-93 | R | Utah | Emmaus, PA | D-4 in '17 |
| 43 | James, Chancellor | S | 6-2 | 208 | 9-26-94 | R | Boise State | Spring Valley, CA | FA in '17 |
| 47 | Gilbert, Jimmie | LB | 6-5 | 230 | 11-9-94 | R | Colorado | College Station, TX | FA in '17 |
| 48 | Newsome, Donavin | LB | 6-2 | 240 | 10-13-93 | R | Missouri | St. Louis, MO | FA in '17 |
| 51 | Smith, Malcolm | LB | 6-0 | 225 | 7-5-89 | 7 | Southern California | Northridge, CA | FA in '17 |
| 65 | Garnett, Joshua | G | 6-5 | 321 | 2-21-94 | 2 | Stanford | Puyallup, WA | D-1B in '16 |
| 83 | Johnson III, BJ | WR | 6-1 | 210 | 2-22-93 | R | Georgia Southern | Woodruff, SC | FA in '17 |
| 93 | Jones, Chris | DL | 6-1 | 293 | 7-12-90 | 4 | Bowling Green State | Brownsburg, IN | W in '16 (Mia.) |
| 98 | Blair III, Ronald | DL | 6-4 | 270 | 1-21-93 | 2 | Appalachian State | Greensboro, GA | D-5A in '16 |

2017 SAN FRANCISCO 49ERS ROSTER BREAKDOWN

| ROSTER BY EXPERIENCE | | | | HOW THEY WERE BUILT | | |
|-------------------------|-----|---------|---------|---------------------|------------------------|-----|
| PLAYER | EXP | GP/GS | W/SF | YEAR | PLAYER | ACQ |
| Gould, Robbie | 13 | 177/0 | 1/0 | 2007 | Joe Staley | D1b |
| Dumervil, Elvis | 12 | 147/99 | 1/0 | 2010 | NaVorro Bowman | D3 |
| Staley, Joe | 11 | 144/144 | 144/144 | 2011 | Daniel Kilgore | D5 |
| Garçon, Pierre | 10 | 133/116 | 1/1 | 2013 | Garrett Celek | FA |
| Hoyer, Brian | 9 | 50/32 | 1/1 | | Eric Reid | D1 |
| Beadles, Zane | 8 | 113/111 | 17/17 | | Tank Carradine | D2a |
| Bowman, NaVorro | 8 | 85/70 | 85/70 | 2014 | Jimmie Ward | D1 |
| Mitchell, Earl | 8 | 101/39 | 1/1 | | Carlos Hyde | D2 |
| Paulsen, Logan | 8 | 92/54 | 1/0 | | Dontae Johnson | D4b |
| Watson, Dekoda | 8 | 90/7 | 90/7 | | Aaron Lynch | D5a |
| Fusco, Brandon | 7 | 68/65 | 1/1 | | Keith Reaser | D5b |
| Kilgore, Daniel | 7 | 59/24 | 59/24 | | Kyle Nelson | FA |
| Smith, Malcolm* | 7 | 88/0 | 0/0 | 2015 | Arik Armstead | D1 |
| Celek, Garrett | 6 | 56/17 | 56/17 | | Jaquiski Tartt | D2 |
| Nelson, Kyle | 6 | 66/0 | 49/0 | | Eli Harold | D3 |
| Armstrong, Ray-Ray | 5 | 49/5 | 8/0 | | Bradley Pinion | D5 |
| Carradine, Tank | 5 | 37/2 | 37/2 | | Trent Brown | D7a |
| Goodwin, Marquise | 5 | 40/11 | 1/1 | 2016 | Ray-Ray Armstrong | W |
| Jusczyk, Kyle | 5 | 65/33 | 1/1 | | Zane Beadles | FA |
| Reid, Eric | 5 | 58/58 | 58/58 | | DeForest Buckner | D1a |
| Robinson, Aldrick | 5 | 53/4 | 1/0 | | Joshua Garnett* | D1b |
| Jones, Don* | 5 | 56/0 | 0/0 | | Will Redmond* | D3 |
| Coyle, Brock | 4 | 36/5 | 1/0 | | Rashard Robinson | D4 |
| Gilliam, Garry | 4 | 45/30 | 1/0 | | Ronald Blair III* | D5a |
| Hyde, Carlos | 4 | 35/21 | 35/21 | | John Theus | D5b |
| Johnson, Dontae | 4 | 48/7 | 48/7 | | Aaron Burbridge* | D6c |
| Lynch, Aaron | 4 | 37/19 | 37/19 | | Prince Charles Iworah* | D7 |
| Ward, Jimmie | 4 | 35/18 | 35/18 | | Chris Jones* | W |
| Jones, Chris* | 4 | 41/29 | 6/6 | | Raheem Mostert | FA |
| Armstead, Arik | 3 | 25/6 | 25/6 | 2017 | K'Waun Williams | FA |
| Brown, Trent | 3 | 22/19 | 22/19 | | Earl Mitchell | FA |
| Cooper, Xavier | 3 | 28/2 | 1/0 | | Pierre Garçon | FA |
| Harold, Eli | 3 | 33/15 | 33/15 | | Marquise Goodwin | FA |
| Mostert, Raheem | 3 | 15/0 | 2/0 | | Robbie Gould | FA |
| Pinion, Bradley | 3 | 33/0 | 33/0 | | Brian Hoyer | FA |
| Reaser, Keith | 3 | 29/0 | 29/0 | | Kyle Jusczyk | FA |
| Tartt, Jacquiski | 3 | 31/15 | 31/15 | | Logan Paulsen | FA |
| Tomlinson, Laken | 3 | 32/24 | 0/0 | | Malcolm Smith* | FA |
| Williams, K'Waun | 3 | 27/10 | 1/0 | | Brock Coyle | FA |
| Buckner, DeForest | 2 | 16/16 | 16/16 | | Don Jones* | FA |
| Robinson, Rashard | 2 | 14/7 | 14/7 | | Aldrick Robinson | FA |
| Theus, John | 2 | 4/1 | 4/1 | | Dekoda Watson | FA |
| Blair III, Ronald* | 2 | 16/0 | 16/0 | | Garry Gilliam | FA |
| Burbridge, Aaron* | 2 | 16/3 | 16/3 | | Solomon Thomas | D1a |
| Garnett, Joshua* | 2 | 15/11 | 15/11 | | Reuben Foster | D1b |
| Redmond, Will* | 2 | 0/0 | 0/0 | | C.J. Beathard | D3b |
| Iworah, Prince Charles* | 1 | 1/0 | 1/0 | | Ahkello Witherspoon | D3a |
| Beathard, C.J. | R | 0/0 | 0/0 | | Joe Williams* | D4 |
| Bolden Jr., Victor | R | 0/0 | 0/0 | | George Kittle | D5a |
| Bourne, Kendrick | R | 1/0 | 1/0 | | Trent Taylor | D5b |
| Breida, Matt | R | 1/0 | 1/0 | | D.J. Jones | D6a |
| Colbert, Adrian | R | 1/0 | 1/0 | | Pita Taumoepeenu | D6b |
| Foster, Reuben | R | 1/1 | 1/1 | | Adrian Colbert | D7 |
| Jerome, Lorenzo | R | 1/0 | 1/0 | | Brandon Fusco | FA |
| Jones, D.J. | R | 1/0 | 1/0 | | Victor Bolden Jr. | FA |
| Kittle, George | R | 1/1 | 1/1 | | Kendrick Bourne | FA |
| Magnuson, Erik | R | 0/0 | 0/0 | | Matt Breida | FA |
| Taumoepeenu, Pita | R | 0/0 | 0/0 | | Chancellor James* | FA |
| Taylor, Trent | R | 1/0 | 1/0 | | Lorenzo Jerome | FA |
| Thomas, Solomon | R | 1/0 | 1/0 | | BJ Johnson III* | FA |
| Witherspoon, Ahkello | R | 0/0 | 0/0 | | Jimmie Gilbert* | FA |
| Gilbert, Jimmie* | R | 0/0 | 0/0 | | Erik Magnuson | FA |
| James, Chancellor* | R | 0/0 | 0/0 | | Donavin Newsom* | FA |
| Johnson III, BJ* | R | 0/0 | 0/0 | | Elvis Dumervil | FA |
| Newsom, Donavin* | R | 0/0 | 0/0 | | Laken Tomlinson | TR |
| Williams, Joe* | R | 0/0 | 0/0 | | Xavier Cooper | W |

*Injured Reserve

2017 SAN FRANCISCO 49ERS PARTICIPATION CHART

| PLAYER | CAR 9-10 | SEA 9-17 | LAR 9-21 | at ARZ 10-1 | at IND 10-8 | at WAS 10-15 | DAL 10-22 | at PHI 10-29 | ARZ 11-5 | NYG 11-12 | SEA 11-26 | at CHI 12-3 | at HOU 12-10 | TEN 12-17 | JAX 12-24 | at LAR 12-31 | GP | GS | DNP | IA |
|-------------------------|-------------|-------------|-------------|----------------|----------------|-----------------|--------------|-----------------|-------------|--------------|--------------|----------------|-----------------|--------------|--------------|-----------------|----|----|-----|----|
| Armstead, Arik | LDE | | | | | | | | | | | | | | | | 1 | 1 | 0 | 0 |
| Armstrong, Ray-Ray | P | | | | | | | | | | | | | | | | 1 | 0 | 0 | 0 |
| Beadles, Zane | LG | | | | | | | | | | | | | | | | 1 | 1 | 0 | 0 |
| Beathard, C.J. | DNP | | | | | | | | | | | | | | | | 0 | 0 | 1 | 0 |
| Blair III, Ronald* | IR | | | | | | | | | | | | | | | | 0 | 0 | 0 | 0 |
| Bolden Jr., Victor | IA | | | | | | | | | | | | | | | | 0 | 0 | 0 | 1 |
| Boulware, Ben | PS | | | | | | | | | | | | | | | | 0 | 0 | 0 | 0 |
| Bourne, Kendrick | P | | | | | | | | | | | | | | | | 1 | 0 | 0 | 0 |
| Bowman, NaVorro | MIKE | | | | | | | | | | | | | | | | 1 | 1 | 0 | 0 |
| Breida, Matt | P | | | | | | | | | | | | | | | | 1 | 0 | 0 | 0 |
| Brown, Trent | RT | | | | | | | | | | | | | | | | 1 | 1 | 0 | 0 |
| Buckner, DeForest | RDT | | | | | | | | | | | | | | | | 1 | 1 | 0 | 0 |
| Burbridge, Aaron* | IR | | | | | | | | | | | | | | | | 0 | 0 | 0 | 0 |
| Carradine, Tank | RDE | | | | | | | | | | | | | | | | 1 | 1 | 0 | 0 |
| Carter, DeAndre | PS | | | | | | | | | | | | | | | | 0 | 0 | 0 | 0 |
| Celek, Garrett | P | | | | | | | | | | | | | | | | 1 | 0 | 0 | 0 |
| Colbert, Adrian | P | | | | | | | | | | | | | | | | 1 | 0 | 0 | 0 |
| Cooper, Xavier | P | | | | | | | | | | | | | | | | 1 | 0 | 0 | 0 |
| Coyle, Brock | P | | | | | | | | | | | | | | | | 1 | 0 | 0 | 0 |
| Dumervil, Elvis | P | | | | | | | | | | | | | | | | 1 | 0 | 0 | 0 |
| Flynn, JP | PS | | | | | | | | | | | | | | | | 0 | 0 | 0 | 0 |
| Foster, Reuben | WILL | | | | | | | | | | | | | | | | 1 | 1 | 0 | 0 |
| Fusco, Brandon | RG | | | | | | | | | | | | | | | | 1 | 1 | 0 | 0 |
| Garçon, Pierre | WR | | | | | | | | | | | | | | | | 1 | 1 | 0 | 0 |
| Garnett, Joshua* | IR | | | | | | | | | | | | | | | | 0 | 0 | 0 | 0 |
| Gilbert, Jimmie* | IR | | | | | | | | | | | | | | | | 0 | 0 | 0 | 0 |
| Gilliam, Garry | P | | | | | | | | | | | | | | | | 1 | 0 | 0 | 0 |
| Goodwin, Marquise | WR | | | | | | | | | | | | | | | | 1 | 1 | 0 | 0 |
| Gould, Robbie | P | | | | | | | | | | | | | | | | 1 | 0 | 0 | 0 |
| Harold, Eli | SAM | | | | | | | | | | | | | | | | 1 | 1 | 0 | 0 |
| Hikutini, Cole | PS | | | | | | | | | | | | | | | | 0 | 0 | 0 | 0 |
| Hoyer, Brian | QB | | | | | | | | | | | | | | | | 1 | 1 | 0 | 0 |
| Hyde, Carlos | RB | | | | | | | | | | | | | | | | 1 | 1 | 0 | 0 |
| Iworah, Prince Charles* | IR | | | | | | | | | | | | | | | | 0 | 0 | 0 | 0 |
| Jackson, Asa | PS | | | | | | | | | | | | | | | | 0 | 0 | 0 | 0 |
| James, Chancellor* | IR | | | | | | | | | | | | | | | | 0 | 0 | 0 | 0 |
| Jerome, Lorenzo | P | | | | | | | | | | | | | | | | 1 | 0 | 0 | 0 |
| Johnson III, BJ* | IR | | | | | | | | | | | | | | | | 0 | 0 | 0 | 0 |
| Johnson, Dontae | RCB | | | | | | | | | | | | | | | | 1 | 1 | 0 | 0 |
| Jones, Chris* | IR | | | | | | | | | | | | | | | | 0 | 0 | 0 | 0 |
| Jones, D.J. | P | | | | | | | | | | | | | | | | 1 | 0 | 0 | 0 |
| Jones, Don* | IR | | | | | | | | | | | | | | | | 0 | 0 | 0 | 0 |
| Juszczuk, Kyle | FB | | | | | | | | | | | | | | | | 1 | 1 | 0 | 0 |
| Kilgore, Daniel | C | | | | | | | | | | | | | | | | 1 | 1 | 0 | 0 |
| Kittle, George | TE | | | | | | | | | | | | | | | | 1 | 1 | 0 | 0 |
| Lynch, Aaron | IA | | | | | | | | | | | | | | | | 0 | 0 | 0 | 1 |
| Magnuson, Erik | DNP | | | | | | | | | | | | | | | | 0 | 0 | 1 | 0 |
| McNichols, Jeremy | PS | | | | | | | | | | | | | | | | 0 | 0 | 0 | 0 |
| Mitchell, Earl | LDT | | | | | | | | | | | | | | | | 1 | 1 | 0 | 0 |
| Mostert, Raheem | P | | | | | | | | | | | | | | | | 1 | 0 | 0 | 0 |
| Mullens, Nick | PS | | | | | | | | | | | | | | | | 0 | 0 | 0 | 0 |
| Nelson, Kyle | P | | | | | | | | | | | | | | | | 1 | 0 | 0 | 0 |
| Newsom, Donavin* | IR | | | | | | | | | | | | | | | | 0 | 0 | 0 | 0 |
| Nwachukwu, Noble | PS | | | | | | | | | | | | | | | | 0 | 0 | 0 | 0 |
| Paulsen, Logan | P | | | | | | | | | | | | | | | | 1 | 0 | 0 | 0 |
| Pinion, Bradley | P | | | | | | | | | | | | | | | | 1 | 0 | 0 | 0 |
| Reaser, Keith | P | | | | | | | | | | | | | | | | 1 | 0 | 0 | 0 |
| Redmond, Will* | IR | | | | | | | | | | | | | | | | 0 | 0 | 0 | 0 |
| Reid, Eric | SS | | | | | | | | | | | | | | | | 1 | 1 | 0 | 0 |
| Robinson, Aldrick | P | | | | | | | | | | | | | | | | 1 | 0 | 0 | 0 |
| Robinson, Rashard | LCB | | | | | | | | | | | | | | | | 1 | 1 | 0 | 0 |
| Smelter, DeAndre | PS | | | | | | | | | | | | | | | | 0 | 0 | 0 | 0 |
| Smith, Malcolm* | IR | | | | | | | | | | | | | | | | 0 | 0 | 0 | 0 |
| Staley, Joe | LT | | | | | | | | | | | | | | | | 1 | 1 | 0 | 0 |
| Tartt, Jaquiski | FS | | | | | | | | | | | | | | | | 1 | 1 | 0 | 0 |
| Taumoepenu, Pita | IA | | | | | | | | | | | | | | | | 0 | 0 | 0 | 1 |
| Taylor, Trent | P | | | | | | | | | | | | | | | | 1 | 0 | 0 | 0 |
| Theus, John | IA | | | | | | | | | | | | | | | | 0 | 0 | 0 | 1 |
| Thomas, Solomon | P | | | | | | | | | | | | | | | | 1 | 0 | 0 | 0 |
| Tomlinson, Laken | IA | | | | | | | | | | | | | | | | 0 | 0 | 0 | 1 |
| Ward, Jimmie | IA | | | | | | | | | | | | | | | | 0 | 0 | 0 | 1 |
| Watson, Dekoda | P | | | | | | | | | | | | | | | | 1 | 0 | 0 | 0 |
| Williams Jr., Darrell | PS | | | | | | | | | | | | | | | | 0 | 0 | 0 | 0 |
| Williams, Joe* | IR | | | | | | | | | | | | | | | | 0 | 0 | 0 | 0 |
| Williams, K'Waun | P | | | | | | | | | | | | | | | | 1 | 0 | 0 | 0 |
| Witherspoon, Ahkello | IA | | | | | | | | | | | | | | | | 0 | 0 | 0 | 1 |

Position = Starter, P = Played, DNP = Did Not Play, IA = Inactive, IR = Injured Reserve, PUP = Physically Unable to Perform, PS = Practice Squad, PS-INJ = Practice Squad Injured, NFI = Non-Football Injury, SUS = Suspended, EXP = Roster Exemption, BYE = Week 11, NR = Not on Roster.

2017 SAN FRANCISCO 49ERS GAME-BY-GAME STARTERS

OFFENSE

| Opp | WR | LT | LG | C | RG | RT | TE | WR | FB | RB | QB | Other |
|--------|--------|--------|---------|---------|-------|-------|--------|---------|---------|------|-------|-------|
| Car | Garçon | Staley | Beadles | Kilgore | Fusco | Brown | Kittle | Goodwin | Jusczyk | Hyde | Hoyer | |
| at SEA | | | | | | | | | | | | |
| LAR | | | | | | | | | | | | |
| at ARZ | | | | | | | | | | | | |
| at IND | | | | | | | | | | | | |
| at WAS | | | | | | | | | | | | |
| DAL | | | | | | | | | | | | |
| at PHI | | | | | | | | | | | | |
| ARZ | | | | | | | | | | | | |
| NYG | | | | | | | | | | | | |
| SEA | | | | | | | | | | | | |
| at CHI | | | | | | | | | | | | |
| at HOU | | | | | | | | | | | | |
| TEN | | | | | | | | | | | | |
| JAX | | | | | | | | | | | | |
| at LAR | | | | | | | | | | | | |

DEFENSE

| Opp | LDE | LDT | RDT | RDE | SAM | MIKE | WILL | LCB | RCB | SS | FS | Other |
|--------|----------|----------|---------|-----------|--------|--------|--------|----------|---------|------|-------|-------|
| Car | Armstead | Mitchell | Buckner | Carradine | Harold | Bowman | Foster | Robinson | Johnson | Reid | Tartt | |
| at SEA | | | | | | | | | | | | |
| LAR | | | | | | | | | | | | |
| at ARZ | | | | | | | | | | | | |
| at IND | | | | | | | | | | | | |
| at WAS | | | | | | | | | | | | |
| DAL | | | | | | | | | | | | |
| at PHI | | | | | | | | | | | | |
| ARZ | | | | | | | | | | | | |
| NYG | | | | | | | | | | | | |
| SEA | | | | | | | | | | | | |
| at CHI | | | | | | | | | | | | |
| at HOU | | | | | | | | | | | | |
| TEN | | | | | | | | | | | | |
| JAX | | | | | | | | | | | | |
| at LAR | | | | | | | | | | | | |

INACTIVES

| | |
|--------|--|
| Opp | |
| Car | |
| at SEA | Bolden/Witherspoon/Ward/Taumoepenu/Lynch/Theus/Tomlinson |
| LAR | |
| at ARZ | |
| at IND | |
| at WAS | |
| DAL | |
| at PHI | |
| ARZ | |
| NYG | |
| SEA | |
| at CHI | |
| at HOU | |
| TEN | |
| JAX | |
| at LAR | |

2017 SAN FRANCISCO 49ERS TRANSACTIONS

- 1-3 Signed OL Norman Price to a Reserve/Future contract.
- 1-13 Signed P Brock Miller to a Reserve/Future contract.
- 1-18 Signed K Nick Rose to a Reserve/Future contract.
- 1-19 Signed WR Rashad Ross to a Reserve/Future contract.
- 1-30 Announced John Lynch general manager of the San Francisco 49ers.
- 1-31 Announced Adam Peters vice president of player personnel of the San Francisco 49ers.
- 2-6 Announced Kyle Shanahan head coach of the San Francisco 49ers.
- 2-9 Announced Martin Mayhew senior personnel executive of the San Francisco 49ers.
- 2-10 Announced coaching staff additions: Jon Embree (assistant head coach/tight ends); Nick Kray (administrative assistant to the head coach); T.C. McCartney (offensive assistant); Rich Scangarello (quarterbacks); Bobby Turner (running backs); Ray Wright (head strength & conditioning).
- 2-13 Announced coaching staff additions: Taylor Embree (offensive quality control); Mike LaFleur (wide receivers); Mike McDaniel (run game specialist).
- 2-17 Announced coaching staff additions: Richard Hightower (special teams coordinator); Robert Saleh (defensive coordinator); Jeff Hafley (defensive backs); Johnny Holland (linebackers); Marquis Johnson (strength & conditioning assistant); Dustin Perry (strength & conditioning assistant); Bobby Slowik (defensive quality control); Jason Tarver (senior defensive assistant); Jeff Zgonina (defensive line).
- 2-21 Announced coaching staff additions: John Benton (offensive line); Daniel Bullocks (assistant defensive backs); Michael Clay (strength & conditioning assistant); Stan Kwan (assistant special teams); Vince Oghobaase (assistant defensive line); DeMeco Ryans (defensive quality control); Adam Stenavich (assistant offensive line).
- 2-22 Signed CB K'Waun Williams to a one-year deal.
- 2-24 Signed WR DeAndre Carter to a two-year deal.
- 2-25 Signed NT Earl Mitchell to a four-year deal.
- 2-27 Tendered one-year contracts to exclusive rights free agents LB Carl Bradford and NT Mike Purcell.
- 3-4 Signed WR Jeremy Kerley to a three-year contract extension through the 2019 season.
- 3-7 Released S Antoine Bethea and WR Torrey Smith.
- 3-8 Waived C Marcus Martin.
- 3-9 Signed WR Pierre Garçon to a five-year deal, WR Marquise Goodwin to a two-year deal, K Robbie Gould to a two-year deal, QB Brian Hoyer to a two-year deal, FB Kyle Juszczyk to a four-year deal, TE Logan Paulsen to a one-year deal and LB Malcolm Smith to a five-year deal.
- 3-10 Signed QB Matt Barkley to a two-year deal, LB Brock Coyle to a one-year deal, DB Don Jones to a two-year deal and WR Aldrick Robinson to a two-year deal.
- 3-15 Acquired OL Jeremy Zuttah from the Baltimore Ravens along with the Ravens 2017 sixth round draft choice (198th overall) in exchange for the 49ers 2017 sixth round draft choice (186th overall).
- 3-16 Re-signed DL Chris Jones to a one-year deal.
- 3-17 Signed LB Dekoda Watson to a three-year deal.
- 3-28 Re-signed RB DuJuan Harris to a one-year deal.
- 4-4 Signed RB Tim Hightower to a one-year deal.
- 4-7 Signed LB Jayson DiManche to a one-year deal and released CB Tra-
maine Brock.
- 4-19 Signed OL Garry Gilliam to a one-year deal.
- 4-27 Traded 1st round pick (2) to Chicago for their 1st round pick (3), their 3rd round pick (67), their 4th round pick (111) and their 3rd round pick in 2018.
Selected DL Solomon Thomas in the first round (3rd overall) of the 2017 NFL Draft.
Traded 2nd round pick (34) and 4th round pick (111) to Seattle for their 1st round pick (31).
Selected LB Reuben Foster in the first round (31st overall) of the 2017 NFL Draft.
- 4-28 Selected CB Ahkello Witherspoon in the third round (66th overall) of the 2017 NFL Draft.
Traded 3rd round pick (67) to New Orleans for their 7th round pick (229) and their 2nd round pick in 2018.
Traded 4th round pick (109) and 7th round pick (219) to Minnesota for their 3rd round pick (104).
Selected QB C.J. Beathard in the third round (104th overall) of the 2017 NFL Draft.
- 4-29 Traded 4th round pick in 2018 to Denver for RB Kapri Bibbs and their 5th round pick (177).
Traded 4th round pick (143) and 5th round pick (161) to Indianapolis for their 4th round pick (121).
Selected RB Joe Williams in the 4th round (121st overall) of the 2017 NFL Draft.
Selected TE George Kittle in the 5th round (146th overall) of the 2017 NFL Draft.
Selected WR Trent Taylor in the 5th round (177th overall) of the 2017 NFL Draft.
Selected DT D.J. Jones in the 6th round (198th overall) of the 2017 NFL Draft.
Selected DL Pita Taumoepeenu in the 6th round (202nd overall) of the 2017 NFL Draft.
Selected DB Adrian Colbert in the 7th round (229th overall) of the 2017 NFL Draft.
- 5-1 Exercised the fifth-year option on DB Jimmie Ward for the 2018 season.
- 5-2 Released the following 13 players: OL Alex Balducci, S Marcus Ball, LB Carl Bradford, LB Jayson DiManche, TE Je'Ron Hamm, WR Chris Harper, LB Wynton McManis, P Brock Miller, DL Zach Moore, NT Mike Purcell, WR Eric Rogers, CB JaCorey Shepherd and LB Shayne Skov.
Signed C Tim Barnes and OL Brandon Fusco to one-year deals.
- 5-4 The 49ers signed six of their 10 draft picks, each to four-year deals: DB Adrian Colbert, DL D.J. Jones, TE George Kittle, DL Pita Taumoepeenu, WR Trent Taylor and RB Joe Williams.
Signed the following Undrafted Free Agents: WR Victor Bolden, WR Kendrick Bourne, RB Matt Breida, WR Ka'Darius Cannon, OL JP Flynn, CB Zach Franklin, DL Jimmie Gilbert, S Malik Golden, OL Evan Goodman, TE Cole Hikutini, DB Lorenzo Jerome, OL Erik Magnuson, FB Tyler McCloskey, QB Nick Mullens, LB Donavin Newsom, DL Noble Nwachukwu, OL Bret Treadway and OL Darrell Williams Jr.
- 5-5 Waived RB Mike Davis.
- 5-8 Signed S Chancellor James, WR BJ Johnson III and OL Richard Levy and released WR KD Cannon, RB DuJuan Harris and OL Bret Treadway.
- 5-12 Signed 2017 3rd round draft pick CB Ahkello Witherspoon to a four-year deal.
- 6-1 Signed CB Will Davis to a one-year deal and waived WR Rashad Ross.
- 6-8 Signed LB Elvis Dumervil to a two-year deal and waived OL Evan Goodman.
- 6-9 Signed 2017 1st round draft pick LB Reuben Foster to a four-year deal.
Signed OL Andrew Lauderdale to a two-year deal and waived S Malik Golden.
- 6-13 Signed 2017 3rd round draft pick QB C.J. Beathard to a four-year deal.
- 7-28 Placed DB Jimmie Ward on the Active/Physically Unable to Perform List.
Signed 2017 1st round draft pick DL Solomon Thomas to a four-year deal.
- 7-31 Claimed WR Tim Patrick off waivers from the Baltimore Ravens and waived/injured WR BJ Johnson III.
Signed WR Louis Murphy to a one-year deal and waived/injured LB Jimmie Gilbert.
- 8-3 Waived WR Bruce Ellington.
- 8-5 Signed LB Jayson DiManche to a one-year deal.
- 8-7 Signed LB Austin Calitro to a two-year deal and placed LB Malcolm Smith on the Injured Reserve List.

2017 SAN FRANCISCO 49ERS TRANSACTIONS

- 8-8 Signed CB Asa Jackson to a one-year deal and waived/injured CB Zach Franklin.
- 8-9 Signed LB Sean Porter to a one-year deal and released OL Jeremy Zuttah.
- 8-13 Waived OL Richard Levy.
- 8-14 Signed DL Leger Douzable and OL Andrew Gardner to one-year deals and waived/injured S Chancellor James.
- 8-16 Waived/injured LB Jayson DiManche and placed LB Donavin Newsom on the Injured Reserve List.
- 8-17 Signed LB Shayne Skov to a one-year deal.
- 8-23 Signed DL Sen'Derrick Marks to a one-year deal.
Activated DB Jimmie Ward from the Active/Physically Unable to Perform List.
- 8-25 Released LB Ahmad Brooks.
- 8-29 Traded TE Vance McDonald to the Pittsburgh Steelers in exchange for an undisclosed draft choice.
Released LB Sean Porter.
- 8-31 Acquired OL Laken Tomlinson from the Detroit Lions in exchange for an undisclosed draft choice.
- 9-1 Waived/injured CB Prince Charles Iworah and CB Will Redmond.
Released the following seven players: QB Matt Barkley, C Tim Barnes, CB Will Davis, DL Leger Douzable, OL Andrew Gardner, RB Tim Hightower, WR Louis Murphy.
Waived the following eight players: RB Kapri Bibbs, OL Andrew Lauderdale, FB Tyler McCloskey, WR Tim Patrick, OL Norman Price, K Nick Rose, LB Shayne Skov, S Vinnie Sunseri.
- 9-2 Placed WR Aaron Burbridge, G Joshua Garnett, DL Chris Jones, DB Don Jones and RB Joe Williams on the Injured Reserve List.
Released the following three players: NT Quinton Dial, WR Jeremy Kerley, DL Sen'Derrick Marks.
Waived the following 10 players: TE Blake Bell, LB Austin Calitro, WR DeAndre Carter, OL JP Flynn, TE Cole Hikutini, CB Asa Jackson, QB Nick Mullens, DL Noble Nwachukwu, WR DeAndre Smelter, OL Darrell Williams Jr.
- 9-3 Claimed DL Xavier Cooper off waivers from the Cleveland Browns and released TE Logan Paulsen. Re-signed TE Logan Paulsen to a one-year deal and placed DL Ronald Blair III on the Injured Reserve List.
Signed eight players to the team's practice squad: WR DeAndre Carter, OL JP Flynn, TE Cole Hikutini, CB Asa Jackson, QB Nick Mullens, DL Noble Nwachukwu, WR DeAndre Smelter, OL Darrell Williams Jr.
- 9-4 Signed RB Jeremy McNichols to the team's practice squad.
- 9-5 Signed LB Ben Boulware to the team's practice squad.
- 9-12 Released LB Ben Boulware from the team's practice squad and signed DB Jarnor Jones to the practice squad.

2017 SAN FRANCISCO 49ERS REGULAR SEASON STATISTICS

| Date | W/L | Score | Opponent | Attendance | Rushing | No | Yds | Avg | Long | TD |
|-------|-----|-------|---------------------|------------|------------------|-----------|------------|-------------|-------------|-----------|
| 9/10 | L | 3-23 | Carolina | 70,178 | C. Hyde | 9 | 45 | 5.0 | 18 | 0 |
| 9/17 | | | at Seattle | | M. Breida | 4 | 11 | 2.8 | 5 | 0 |
| 9/21 | | | Los Angeles Rams | | K. Juszczyk | 1 | 0 | 0.0 | 0 | 0 |
| 10/1 | | | at Arizona | | B. Hoyer | 1 | -5 | -5.0 | -5 | 0 |
| 10/8 | | | at Indianapolis | | 49ers | 15 | 51 | 3.4 | 18 | 0 |
| 10/15 | | | at Washington | | Opponents | 38 | 116 | 3.1 | 11 | 0 |
| 10/22 | | | Dallas | | Receiving | No | Yds | Avg | Long | TD |
| 10/29 | | | at Philadelphia | | P. Garcon | 6 | 81 | 13.5 | 22 | 0 |
| 11/5 | | | Arizona | | C. Hyde | 6 | 32 | 5.3 | 10 | 0 |
| 11/12 | | | New York Giants | | G. Kittle | 5 | 27 | 5.4 | 13 | 0 |
| 11/26 | | | Seattle | | M. Goodwin | 3 | 21 | 7.0 | 14 | 0 |
| 12/3 | | | at Chicago | | K. Juszczyk | 2 | 17 | 8.5 | 12 | 0 |
| 12/10 | | | at Houston | | T. Taylor | 1 | 8 | 8.0 | 8 | 0 |
| 12/17 | | | Tennessee | | A. Robinson | 1 | 7 | 7.0 | 7 | 0 |
| 12/24 | | | Jacksonville | | 49ers | 24 | 193 | 8.0 | 22 | 0 |
| 12/31 | | | at Los Angeles Rams | | Opponents | 14 | 171 | 12.2 | 40t | 2 |

| Team Statistics | 49ers | Opponents |
|--------------------------|---------------|---------------|
| Total First Downs | 13 | 20 |
| Rushing | 2 | 9 |
| Passing | 10 | 8 |
| Penalty | 1 | 3 |
| 3rd Down: Made/Att | 2/11 | 7/13 |
| 3rd Down Pct. | 18.2% | 53.8% |
| 4th Down: Made/Att | 1/4 | 0/0 |
| 4th Down Pct. | 25.0% | 0.0 |
| Possession Avg. | 25:39 | 34:21 |
| Total Net Yards | 217 | 287 |
| Avg. Per Game | 217.0 | 287.0 |
| Total Plays | 54 | 63 |
| Avg. Per Play | 4.0 | 4.6 |
| Net Yards Rushing | 51 | 116 |
| Avg. Per Game | 51.0 | 116.0 |
| Total Rushes | 15 | 38 |
| Net Yards Passing | 166 | 171 |
| Avg. Per Game | 166.0 | 171.0 |
| Sacked/Yards Lost | 4/27 | 0/0 |
| Gross Yards | 193 | 171 |
| Attempts/Completions | 35/24 | 25/14 |
| Completion Pct. | 68.6% | 56.0% |
| Had Intercepted | 1 | 1 |
| Punts/Average | 4/40.8 | 3/51.7 |
| Net Punting Avg. | 39.0 | 48.7 |
| Penalties/Yards | 10/74 | 5/40 |
| Fumbles/Ball Lost | 1/1 | 2/1 |
| Touchdowns | 0 | 2 |
| Rushing | 0 | 0 |
| Passing | 0 | 2 |
| Returns | 0 | 0 |

| Score By Periods | Q1 | Q2 | Q3 | Q4 | OT | Pts |
|------------------|----|----|----|----|----|-----|
| 49ers | 0 | 0 | 3 | 0 | 0 | 3 |
| Opponents | 7 | 6 | 10 | 0 | 0 | 23 |

| Scoring | TD | Ru | Pa | Rt | PAT | FG | 2Pt | Pts |
|------------------|----------|----------|----------|----------|------------|------------|----------|-----------|
| R. Gould | 0 | 0 | 0 | 0 | 0/0 | 1/1 | 0 | 3 |
| 49ers | 0 | 0 | 0 | 0 | 0/0 | 1/1 | 0 | 3 |
| Opponents | 2 | 0 | 2 | 0 | 2/2 | 3/3 | 0 | 23 |

Sacks:
49ers: None Opponents: 4.0

2-Pt. Conversions: 49ers 0/0, Opponents 0/0

| Passing | Att | Cmp | Yds | Cmp% | Yds/Att | TD | TD% | Int | Int% | Long | Sack/Lost | Rating |
|------------------|-----------|-----------|------------|--------------|------------|----------|-------------|----------|-------------|------------|-------------|-------------|
| B. Hoyer | 35 | 24 | 193 | 68.6% | 5.5 | 0 | 0.0% | 1 | 2.9% | 22 | 4/27 | 70.3 |
| 49ers | 35 | 24 | 193 | 68.6% | 5.5 | 0 | 0.0% | 1 | 2.9% | 22 | 4/27 | 70.3 |
| Opponents | 25 | 14 | 171 | 56.0% | 6.8 | 2 | 8.0% | 1 | 4.0% | 40t | 0/0 | 87.3 |

| Interceptions | No | Yds | Avg | Long | TD |
|------------------|----------|-----------|-------------|-----------|----------|
| J. Tartt | 1 | 37 | 37.0 | 37 | 0 |
| 49ers | 1 | 37 | 37.0 | 37 | 0 |
| Opponents | 1 | 23 | 23.0 | 23 | 0 |

| Punting | No | Yds | Avg | Net | TB | In | Lg | B |
|------------------|----------|------------|-------------|-------------|----------|----------|-----------|----------|
| B. Pinion | 4 | 163 | 40.8 | 39.0 | 0 | 1 | 49 | 0 |
| 49ers | 4 | 163 | 40.8 | 39.0 | 0 | 1 | 49 | 0 |
| Opponents | 3 | 155 | 51.7 | 48.7 | 0 | 1 | 58 | 0 |

| Punt Returns | Ret | FC | Yds | Avg | Long | TD |
|------------------|----------|----------|----------|------------|----------|----------|
| T. Taylor | 1 | 1 | 9 | 9.0 | 9 | 0 |
| 49ers | 1 | 1 | 9 | 9.0 | 9 | 0 |
| Opponents | 3 | 1 | 7 | 2.3 | 4 | 0 |

| Kickoff Returns | No | Yds | Avg | Long | TD |
|------------------|----------|----------|----------|----------|----------|
| None | | | | | |
| 49ers | 0 | 0 | - | - | 0 |
| Opponents | 0 | 0 | - | - | 0 |

| Field Goals | 1-19 | 20-29 | 30-39 | 40-49 | 50+ |
|------------------|------------|------------|------------|------------|------------|
| R. Gould | 0/0 | 0/0 | 0/0 | 1/1 | 0/0 |
| 49ers | 0/0 | 0/0 | 0/0 | 1/1 | 0/0 |
| Opponents | 0/0 | 1/1 | 2/2 | 0/0 | 0/0 |

Gould: (44G)
Opponents: (39G, 36G, 20G)

Fumbles Lost: B. Hoyer **Total: 1**
Opponent Fumble Recoveries: R. Robinson 1 **Total: 1**

2017 DEFENSIVE & SPECIAL TEAMS STATISTICS

DEFENSIVE STATISTICS

| PLAYER | TACKLES | | | For Loss | Quarterback | | | | FF | FR |
|---------------|-----------|-----------|-----------|----------|-------------|----------|----------|----------|----------|----|
| | Total | Solo | Ast | | Sacks | INT | PD | FF | | |
| J. Tartt | 7 | 7 | 0 | 0 | 0.0 | 1 | 1 | 0 | 0 | |
| D. Buckner | 6 | 5 | 1 | 0 | 0.0 | 0 | 0 | 0 | 0 | |
| R. Armstrong | 6 | 5 | 1 | 0 | 0.0 | 0 | 0 | 0 | 0 | |
| N. Bowman | 5 | 3 | 2 | 0 | 0.0 | 0 | 0 | 0 | 0 | |
| E. Reid | 5 | 3 | 2 | 0 | 0.0 | 0 | 0 | 0 | 0 | |
| R. Robinson | 4 | 2 | 2 | 0 | 0.0 | 0 | 0 | 1 | 1 | |
| R. Foster | 3 | 3 | 0 | 1 | 0.0 | 0 | 1 | 0 | 0 | |
| A. Armstead | 3 | 3 | 0 | 0 | 0.0 | 0 | 0 | 0 | 0 | |
| S. Thomas | 2 | 2 | 0 | 1 | 0.0 | 0 | 0 | 0 | 0 | |
| D. Johnson | 2 | 2 | 0 | 0 | 0.0 | 0 | 0 | 0 | 0 | |
| E. Harold | 2 | 2 | 0 | 0 | 0.0 | 0 | 0 | 0 | 0 | |
| E. Mitchell | 2 | 1 | 1 | 0 | 0.0 | 0 | 1 | 0 | 0 | |
| T. Carradine | 2 | 1 | 1 | 0 | 0.0 | 0 | 0 | 0 | 0 | |
| X. Cooper | 1 | 1 | 0 | 0 | 0.0 | 0 | 0 | 0 | 0 | |
| D. Jones | 1 | 1 | 0 | 0 | 0.0 | 0 | 0 | 0 | 0 | |
| K. Williams | 1 | 1 | 0 | 0 | 0.0 | 0 | 0 | 0 | 0 | |
| D. Watson | 1 | 0 | 1 | 0 | 0.0 | 0 | 0 | 0 | 0 | |
| TOTALS | 53 | 42 | 11 | 2 | 0.0 | 1 | 3 | 1 | 1 | |

SPECIAL TEAMS

| PLAYER | Tot | Solo | Ast | FF | FR |
|---------------|----------|----------|----------|----------|----------|
| A. Colbert | 1 | 1 | 0 | 0 | 0 |
| B. Coyle | 1 | 1 | 0 | 0 | 0 |
| R. Mostert | 1 | 1 | 0 | 0 | 0 |
| TOTALS | 3 | 3 | 0 | 0 | 0 |

INTERCEPTIONS (1)

J. Tartt (1) – 1–37 vs. Car.

SINGLE-GAME BESTS

Tackles: 7 by Jaquiski Tartt vs. Car.

Tackles For Loss: 1.0 by Reuben Foster & Solomon Thomas vs. Car.

Passes Defensed: 1 by Reuben Foster, Earl Mitchell & Jaquiski Tartt vs. Car.

Interceptions: 1 by Jaquiski Tartt vs. Car.

Forced Fumbles: 1 by Rashard Robinson vs. Car.

Fumble Recoveries: 1 by Rashard Robinson vs. Car.

Special Teams Tackles: 1 by Adrian Colbert, Brock Coyle & Raheem Mostert vs. Car.

2017 SAN FRANCISCO 49ERS TEAM HIGHS & LOWS

SAN FRANCISCO 49ERS

| | Bests/Highs | Opponent | Date | Worsts/Lows | Opponent | Date |
|----------------------------|--------------------|-----------------|-------------|--------------------|-----------------|-------------|
| First Downs | 13 | vs. Carolina | 9/10/17 | 13 | vs. Carolina | 9/10/17 |
| Third-Down % | 2-11-18% | vs. Carolina | 9/10/17 | 2-11-18% | vs. Carolina | 9/10/17 |
| Total Net Yards | 217 | vs. Carolina | 9/10/17 | 217 | vs. Carolina | 9/10/17 |
| Offensive Plays | 54 | vs. Carolina | 9/10/17 | 54 | vs. Carolina | 9/10/17 |
| Avg. Per Play | 4.0 | vs. Carolina | 9/10/17 | 4.0 | vs. Carolina | 9/10/17 |
| Rushing Yards | 51 | vs. Carolina | 9/10/17 | 51 | vs. Carolina | 9/10/17 |
| Rushes | 15 | vs. Carolina | 9/10/17 | 15 | vs. Carolina | 9/10/17 |
| Rushing Avg. | 3.4 | vs. Carolina | 9/10/17 | 3.4 | vs. Carolina | 9/10/17 |
| Net Passing Yards | 166 | vs. Carolina | 9/10/17 | 166 | vs. Carolina | 9/10/17 |
| Completions | 24 | vs. Carolina | 9/10/17 | 24 | vs. Carolina | 9/10/17 |
| Attempts | 35 | vs. Carolina | 9/10/17 | 35 | vs. Carolina | 9/10/17 |
| Completions % | 68.6 | vs. Carolina | 9/10/17 | 68.6 | vs. Carolina | 9/10/17 |
| Avg. Gain Per Passing Play | 4.3 | vs. Carolina | 9/10/17 | 4.3 | vs. Carolina | 9/10/17 |
| Interceptions Thrown | 1 | vs. Carolina | 9/10/17 | 1 | vs. Carolina | 9/10/17 |
| Fumbles Lost | 1 | vs. Carolina | 9/10/17 | 1 | vs. Carolina | 9/10/17 |
| Turnovers | 2 | vs. Carolina | 9/10/17 | 2 | vs. Carolina | 9/10/17 |
| Penalties | 10 | vs. Carolina | 9/10/17 | 10 | vs. Carolina | 9/10/17 |
| Penalty Yards | 74 | vs. Carolina | 9/10/17 | 74 | vs. Carolina | 9/10/17 |
| Gross Punting Avg. | 40.8 | vs. Carolina | 9/10/17 | 40.8 | vs. Carolina | 9/10/17 |
| Net Punting Avg. | 39.0 | vs. Carolina | 9/10/17 | 39.0 | vs. Carolina | 9/10/17 |
| Time of Poss. | 25:39 | vs. Carolina | 9/10/17 | 25:39 | vs. Carolina | 9/10/17 |

OPPONENTS

| | Worsts/Lows | Opponent | Date | Bests/Highs | Opponent | Date |
|----------------------------|--------------------|-----------------|-------------|--------------------|-----------------|-------------|
| First Downs | 20 | vs. Carolina | 9/10/17 | 20 | vs. Carolina | 9/10/17 |
| Third-Down % | 7-13-54% | vs. Carolina | 9/10/17 | 7-13-54% | vs. Carolina | 9/10/17 |
| Total Net Yards | 287 | vs. Carolina | 9/10/17 | 287 | vs. Carolina | 9/10/17 |
| Offensive Plays | 63 | vs. Carolina | 9/10/17 | 63 | vs. Carolina | 9/10/17 |
| Avg. Per Play | 4.6 | vs. Carolina | 9/10/17 | 4.6 | vs. Carolina | 9/10/17 |
| Rushing Yards | 116 | vs. Carolina | 9/10/17 | 116 | vs. Carolina | 9/10/17 |
| Rushes | 38 | vs. Carolina | 9/10/17 | 38 | vs. Carolina | 9/10/17 |
| Rushing Avg. | 3.1 | vs. Carolina | 9/10/17 | 3.1 | vs. Carolina | 9/10/17 |
| Net Passing Yards | 171 | vs. Carolina | 9/10/17 | 171 | vs. Carolina | 9/10/17 |
| Completions | 14 | vs. Carolina | 9/10/17 | 14 | vs. Carolina | 9/10/17 |
| Attempts | 25 | vs. Carolina | 9/10/17 | 25 | vs. Carolina | 9/10/17 |
| Completions % | 56.0 | vs. Carolina | 9/10/17 | 56.0 | vs. Carolina | 9/10/17 |
| Avg. Gain Per Passing Play | 6.8 | vs. Carolina | 9/10/17 | 6.8 | vs. Carolina | 9/10/17 |
| Interceptions Thrown | 1 | vs. Carolina | 9/10/17 | 1 | vs. Carolina | 9/10/17 |
| Fumbles Lost | 1 | vs. Carolina | 9/10/17 | 1 | vs. Carolina | 9/10/17 |
| Turnovers | 2 | vs. Carolina | 9/10/17 | 2 | vs. Carolina | 9/10/17 |
| Penalties | 5 | vs. Carolina | 9/10/17 | 5 | vs. Carolina | 9/10/17 |
| Penalty Yards | 40 | vs. Carolina | 9/10/17 | 40 | vs. Carolina | 9/10/17 |
| Gross Punting Avg. | 51.7 | vs. Carolina | 9/10/17 | 51.7 | vs. Carolina | 9/10/17 |
| Net Punting Avg. | 48.7 | vs. Carolina | 9/10/17 | 48.7 | vs. Carolina | 9/10/17 |
| Time of Poss. | 34:21 | vs. Carolina | 9/10/17 | 34:21 | vs. Carolina | 9/10/17 |

2017 SAN FRANCISCO 49ERS INDIVIDUAL HIGHS

| Long Plays | | Player | Opponent | Date |
|-------------------------------------|----|----------------------------|-----------------|-------------|
| Longest Run (yards) | 18 | Carlos Hyde | vs. Carolina | 9/10/17 |
| Longest Pass Completion (yards) | 22 | Brian Hoyer– Pierre Garçon | vs. Carolina | 9/10/17 |
| Longest Punt Return (yards) | 9 | Trent Taylor | vs. Carolina | 9/10/17 |
| Longest Interception Return (yards) | 37 | Jaquiski Tartt | vs. Carolina | 9/10/17 |
| Longest Punt (yards) | 49 | Bradley Pinion | vs. Carolina | 9/10/17 |
| Longest Field Goal (yards) | 44 | Robbie Gould | vs. Carolina | 9/10/17 |

| Single–Game Highs | | Player | Opponent | Date |
|--|-----|----------------|-----------------|-------------|
| Most Points Scored | 3 | Robbie Gould | vs. Carolina | 9/10/17 |
| Most Field Goals Attempted | 1 | Robbie Gould | vs. Carolina | 9/10/17 |
| Most Field Goals Made | 1 | Robbie Gould | vs. Carolina | 9/10/17 |
| Most Rushing Yards | 45 | Carlos Hyde | vs. Carolina | 9/10/17 |
| Most Rushing Attempts | 9 | Carlos Hyde | vs. Carolina | 9/10/17 |
| Most Pass Completions | 24 | Brian Hoyer | vs. Carolina | 9/10/17 |
| Most Pass Attempts | 35 | Brian Hoyer | vs. Carolina | 9/10/17 |
| Most Gross Passing Yards | 193 | Brian Hoyer | vs. Carolina | 9/10/17 |
| Highest Avg. Yards/Per Att. (Min. 10 att.) | 4.3 | Brian Hoyer | vs. Carolina | 9/10/17 |
| Fewest Interceptions Thrown (Min. 10 att.) | 1 | Brian Hoyer | vs. Carolina | 9/10/17 |
| Fewest Times Sacked (Min. 10 att.) | 4 | Brian Hoyer | vs. Carolina | 9/10/17 |
| Most Receptions | 6 | Pierre Garçon | vs. Carolina | 9/10/17 |
| Most Receiving Yards | 81 | Pierre Garçon | vs. Carolina | 9/10/17 |
| Most Punt Returns | 1 | Trent Taylor | vs. Carolina | 9/10/17 |
| Most Punt Return Yardage | 9 | Trent Taylor | vs. Carolina | 9/10/17 |
| Most Interceptions | 1 | Jaquiski Tartt | vs. Carolina | 9/10/17 |
| Most Interception Return Yardage | 37 | Jaquiski Tartt | vs. Carolina | 9/10/17 |
| Most Tackles | 7 | Jaquiski Tartt | vs. Carolina | 9/10/17 |

2017 SAN FRANCISCO 49ERS TURNOVER BREAKDOWN

TAKEAWAYS

| Date | Opponent | Turnover | Starting L.O.S. | Point of Turnover | Resulting L.O.S. | Qtr. | Result (pts) |
|------|----------|---------------------------------|-----------------|-------------------|------------------|------|--------------|
| 9/10 | vs. Car. | J. Tartt INT (C. Newton) | SF 45 | SF 1 | SF 38 | 2 | Downs (0) |
| | | R. Robinson FR (R. Robinson FF) | CAR 39 | CAR 34 | CAR 31 | 4 | Downs (0) |

Regular Season Totals: 2 takeaways resulted in 0 points

GIVEAWAYS

| Date | Opponent | Turnover | Starting L.O.S. | Point of Turnover | Resulting L.O.S. | Qtr. | Result (pts) |
|------|----------|-----------------------------|-----------------|-------------------|------------------|------|---------------|
| 9/12 | vs. Car. | B. Hoyer FUMBLE (W. Horton) | 50 | SF 42 | SF 42 | 1 | Touchdown (7) |
| | | B. Hoyer INT (L. Kuechly) | SF 39 | CAR 49 | SF 28 | 3 | Touchdown (7) |

Regular Season Totals: 2 giveaways resulted in 14 points

L.O.S. – Line of scrimmage

* – Red zone play

ST – Special teams play

(TB) – Touchback

GAME-BY-GAME TURNOVER DIFFERENTIAL

| Date | Opp | Takeaways | Giveaways | Game Total | Total |
|-------|---------|-----------|-----------|------------|-------|
| 9/10 | Car. | 2 | 2 | 0 | 0 |
| 9/17 | at Sea. | | | | |
| 9/21 | LAR | | | | |
| 10/1 | at Arz. | | | | |
| 10/8 | at Ind. | | | | |
| 10/15 | at Was. | | | | |
| 10/22 | Dal. | | | | |
| 10/29 | at Phi. | | | | |
| 11/5 | Arz. | | | | |
| 11/12 | NYG | | | | |
| 11/26 | Sea. | | | | |
| 12/3 | at Chi. | | | | |
| 12/10 | at Hou. | | | | |
| 12/17 | Ten. | | | | |
| 12/24 | Jax. | | | | |
| 12/31 | at LAR | | | | |

2017 SAN FRANCISCO 49ERS THIRD DOWN EFFICIENCY

49ERS THIRD-AND ...

| Date | Opp | 1 | 2 | 3 | 4 | 5 | 6 | 7 | 8 | 9 | 10 | 11+ | Totals |
|-------------------------------|---------|------------|------------|------------|-------------|------------|------------|------------|------------|------------|------------|------------|-------------|
| 9/10 | Car. | 0/1 | 0/1 | 0/2 | 2/3 | 0/0 | 0/1 | 0/0 | 0/1 | 0/0 | 0/0 | 0/2 | 2/11 |
| 9/17 | at Sea. | | | | | | | | | | | | |
| 9/21 | LAR | | | | | | | | | | | | |
| 10/1 | at Arz. | | | | | | | | | | | | |
| 10/8 | at Ind. | | | | | | | | | | | | |
| 10/15 | at Was. | | | | | | | | | | | | |
| 10/22 | Dal. | | | | | | | | | | | | |
| 10/29 | at Phi. | | | | | | | | | | | | |
| 11/5 | Arz. | | | | | | | | | | | | |
| 11/12 | NYG | | | | | | | | | | | | |
| 11/26 | Sea. | | | | | | | | | | | | |
| 12/3 | at Chi. | | | | | | | | | | | | |
| 12/10 | at Hou. | | | | | | | | | | | | |
| 12/17 | Ten. | | | | | | | | | | | | |
| 12/24 | Jax. | | | | | | | | | | | | |
| 12/31 | at LAR | | | | | | | | | | | | |
| Regular Season Totals: | | 0/1 | 0/1 | 0/2 | 2/3 | 0/0 | 0/1 | 0/0 | 0/1 | 0/0 | 0/0 | 0/2 | 2/11 |
| | | 0.0 | 0.0 | 0.0 | 66.7 | 0.0 | 0.0 | 0.0 | 0.0 | 0.0 | 0.0 | 0.0 | 18.2 |

OPPONENTS THIRD-AND ...

| Date | Opp | 1 | 2 | 3 | 4 | 5 | 6 | 7 | 8 | 9 | 10 | 11+ | Totals |
|-------------------------------|---------|------------|-------------|------------|--------------|--------------|------------|--------------|--------------|------------|------------|-------------|-------------|
| 9/10 | Car. | 0/0 | 1/2 | 0/1 | 1/1 | 1/1 | 0/2 | 1/1 | 1/1 | 0/0 | 0/0 | 2/4 | 7/13 |
| 9/17 | at Sea. | | | | | | | | | | | | |
| 9/21 | LAR | | | | | | | | | | | | |
| 10/1 | at Arz. | | | | | | | | | | | | |
| 10/8 | at Ind. | | | | | | | | | | | | |
| 10/15 | at Was. | | | | | | | | | | | | |
| 10/22 | Dal. | | | | | | | | | | | | |
| 10/29 | at Phi. | | | | | | | | | | | | |
| 11/5 | Arz. | | | | | | | | | | | | |
| 11/12 | NYG | | | | | | | | | | | | |
| 11/26 | Sea. | | | | | | | | | | | | |
| 12/3 | at Chi. | | | | | | | | | | | | |
| 12/10 | at Hou. | | | | | | | | | | | | |
| 12/17 | Ten. | | | | | | | | | | | | |
| 12/24 | Jax. | | | | | | | | | | | | |
| 12/31 | at LAR | | | | | | | | | | | | |
| Regular Season Totals: | | 0/0 | 1/2 | 0/1 | 1/1 | 1/1 | 0/2 | 1/1 | 1/1 | 0/0 | 0/0 | 2/4 | 7/13 |
| | | 0.0 | 50.0 | 0.0 | 100.0 | 100.0 | 0.0 | 100.0 | 100.0 | 0.0 | 0.0 | 50.0 | 53.8 |

2017 SAN FRANCISCO 49ERS RED ZONE PRODUCTION

SAN FRANCISCO 49ERS

| Date | Opp | Poss | TD | PAT | 2-Pt. | FG | MFG/ BFG | INT | FUM | DWNS/ Punt | HF | GM | PTS | TD% | SCORE PCT. | PTS/ POSS |
|---------------|---------|----------|----------|----------|----------|----------|-------------|----------|----------|---------------|----------|----------|----------|-------------|---------------|--------------|
| 9/10 | Car. | 1 | 0 | 0 | 0 | 0 | 0 | 0 | 0 | 1 | 0 | 0 | 0 | 0.0% | 0.0% | 0.0 |
| 9/17 | at Sea. | | | | | | | | | | | | | | | |
| 9/21 | LAR | | | | | | | | | | | | | | | |
| 10/1 | at Arz. | | | | | | | | | | | | | | | |
| 10/8 | at Ind. | | | | | | | | | | | | | | | |
| 10/15 | at Was. | | | | | | | | | | | | | | | |
| 10/22 | Dal. | | | | | | | | | | | | | | | |
| 10/29 | at Phi. | | | | | | | | | | | | | | | |
| 11/5 | Arz. | | | | | | | | | | | | | | | |
| 11/12 | NYG | | | | | | | | | | | | | | | |
| 11/26 | Sea. | | | | | | | | | | | | | | | |
| 12/3 | at Chi. | | | | | | | | | | | | | | | |
| 12/10 | at Hou. | | | | | | | | | | | | | | | |
| 12/17 | Ten. | | | | | | | | | | | | | | | |
| 12/24 | Jax. | | | | | | | | | | | | | | | |
| 12/31 | at LAR | | | | | | | | | | | | | | | |
| TOTALS | | 1 | 0 | 0 | 0 | 0 | 0 | 0 | 0 | 1 | 0 | 0 | 0 | 0.0% | 0.0% | 0.0 |

OPPONENTS

| Date | Opp | Poss | TD | PAT | 2-Pt. | FG | MFG/ BFG | INT | FUM | DWNS/ Punt | HF | GM | PTS | TD% | SCORE PCT. | PTS/ POSS |
|---------------|---------|----------|----------|----------|----------|----------|-------------|----------|----------|---------------|----------|----------|-----------|--------------|---------------|--------------|
| 9/10 | Car. | 3 | 1 | 1 | 0 | 2 | 0 | 0 | 0 | 0 | 0 | 0 | 13 | 33.3% | 100.0% | 4.3 |
| 9/17 | at Sea. | | | | | | | | | | | | | | | |
| 9/21 | LAR | | | | | | | | | | | | | | | |
| 10/1 | at Arz. | | | | | | | | | | | | | | | |
| 10/8 | at Ind. | | | | | | | | | | | | | | | |
| 10/15 | at Was. | | | | | | | | | | | | | | | |
| 10/22 | Dal. | | | | | | | | | | | | | | | |
| 10/29 | at Phi. | | | | | | | | | | | | | | | |
| 11/5 | Arz. | | | | | | | | | | | | | | | |
| 11/12 | NYG | | | | | | | | | | | | | | | |
| 11/26 | Sea. | | | | | | | | | | | | | | | |
| 12/3 | at Chi. | | | | | | | | | | | | | | | |
| 12/10 | at Hou. | | | | | | | | | | | | | | | |
| 12/17 | Ten. | | | | | | | | | | | | | | | |
| 12/24 | Jax. | | | | | | | | | | | | | | | |
| 12/31 | at LAR | | | | | | | | | | | | | | | |
| TOTALS | | 3 | 1 | 1 | 0 | 2 | 0 | 0 | 0 | 0 | 0 | 0 | 13 | 33.3% | 100.0% | 4.3 |

2017 SAN FRANCISCO 49ERS BIG PLAYS

Rushes of 10–yards or more; Pass completions of 20–yards or more; Returns of 30–yards or more

9/10/17 VS. CAROLINA

PANTHERS

| Run | Pass | Ret. | Description |
|-----|------|------|-------------------------------|
| | 40t | | Cam Newton to Russell Shepard |
| 10 | | | Jonathan Stewart run |
| | 25 | | Cam Newton to Kelvin Benjamin |
| 11 | | | Christian McCaffrey run |

49ERS

| Run | Pass | Ret. | Description |
|-----|------|------|------------------------------|
| 12 | | | Carlos Hyde run |
| 18 | | | Carlos Hyde run |
| | | 37 | Jaquiski Tartt INT return |
| | 21 | | Brian Hoyer to Pierre Garçon |
| | 22 | | Brian Hoyer to Pierre Garçon |

THE LAST TIME ...

TEAM TOTALS

Won in Overtime

| | | |
|--------------|----------|--|
| By 49ers: | 1/3/16 | 49ers win vs. St. Louis, 19–16 |
| By Opponent: | 12/11/16 | Jets win vs. New York, 23–17 |
| | 1/22/12 | Giants win vs. New York, 20–17 – NFC–C |

Won by Scoring in the Last Two Minutes of Regulation

| | | |
|--------------|----------|---|
| By 49ers: | 12/24/16 | 49ers win at Los Angeles Rams, 22–21 (last score at 0:31) |
| | 1/5/14 | 49ers win at Green Bay, 23–20 (last score at 0:00) – NFC–WC |
| By Opponent: | 11/13/16 | Cardinals win at Arizona, 23–20 (last score at 0:00) |
| | 1/20/91 | Giants win vs. New York, 15–13 (last score at 0:00) – NFC–C |

Tied Game by Scoring in the Last Two Minutes of Regulation

| | | |
|--------------|----------|---|
| By 49ers: | 11/13/16 | 49ers loss at Arizona, 20–23 (tied game at 1:55) |
| By Opponent: | 12/11/16 | Jets win vs. New York, 23–17 (OT) (tied game at 0:38) |

Shutout

| | | |
|--------------|----------|---|
| By 49ers: | 9/12/16 | 49ers win vs. Los Angeles Rams, 28–0 |
| | 12/29/96 | 49ers win vs. Philadelphia, 14–0 – NFC–WC |
| By Opponent: | 11/21/10 | Buccaneers win vs. Tampa Bay, 21–0 |

Won by 20-or-More Points

| | | |
|--------------|---------|---|
| By 49ers: | 9/12/16 | 49ers win vs. Los Angeles Rams, 28–0 |
| | 1/29/95 | 49ers win at San Diego, 49–26 – SB XXIX |
| By Opponent: | 9/10/17 | Panthers win vs. Carolina, 23–3 |
| | 1/12/03 | Buccaneers win at Tampa Bay, 31–6 – NFC–D |

Won After Trailing by 20-or-More Points

| | | |
|--------------|----------|--|
| By 49ers: | 10/2/11 | 49ers win at Philadelphia, 24–23 (Eagles ahead 23–3 in 3rd Q) |
| | 1/5/03 | 49ers win vs. New York, 39–38 (Giants ahead 38–14 in 3rd Q) – NFC–WC |
| By Opponent: | 12/20/14 | Chargers win vs. San Diego, 38–35 (OT) (49ers ahead 28–7 in 2nd Q) |

Held a 28-or-More Point Lead

| | | |
|--------------|----------|---|
| By 49ers: | 9/12/16 | 49ers win vs. Los Angeles Rams, 28–0 (49ers ahead 28–0 in 4th Q) |
| | 1/29/95 | 49ers win vs. San Diego, 49–26 (49ers ahead 49–18 in 4th Q) – SB XXIX |
| By Opponent: | 12/18/16 | Falcons win at Atlanta, 41–13 (Falcons ahead 41–13 in 4th Q) |
| | 1/4/87 | Giants win at New York, 49–3 (Giants ahead 49–3 in 4th Q) – NFC–D |

Held a 21-or-More Point Lead

| | | |
|--------------|---------|---|
| By 49ers: | 9/12/16 | 49ers win vs. Los Angeles Rams, 28–0 (49ers ahead 28–0 in 4th Q) |
| | 1/12/13 | 49ers win vs. Green Bay, 45–31 (49ers ahead 45–24 in 4th Q) – NFC–D |
| By Opponent: | 9/10/17 | Panthers win vs. Carolina, 23–3 (Panthers ahead 23–0 in 3rd Q) |
| | 2/3/13 | Ravens win vs. Baltimore, 34–31 (Ravens ahead 28–6 in 3rd Q) – SB XLVII |

Scored 20-or-More Points in a Quarter

| | | |
|--------------|----------|--|
| By 49ers: | 12/20/14 | 49ers loss vs. San Diego, 35–38 (OT) (21 points, 2nd Q) |
| | 1/15/94 | 49ers win vs. Dallas, 38–28 (21 points, 1st Q) – NFC–D |
| By Opponent: | 12/18/16 | Falcons win at Atlanta, 41–13 (21 points, 1st Q) |
| | 1/12/03 | Buccaneers win at Tampa Bay, 31–6 (21 points, 2nd Q) – NFC–D |

Scored 20-or-More Points in a Half

| | | |
|--------------|----------|--|
| By 49ers: | 11/6/16 | 49ers loss vs. New Orleans, 23–41 (20 points, 1st half) |
| | 2/3/13 | 49ers loss vs. Baltimore, 31–34 (25 points, 2nd half) – SB XLVII |
| By Opponent: | 12/18/16 | Falcons win at Atlanta, 41–13 (28 points, 1st half) |
| | 1/19/14 | Seahawks win at Seattle, 23–17 (20 points, 2nd half) – NFC–C |

Held Opponent without a Touchdown

| | | |
|--------------|----------|---|
| By 49ers: | 9/12/16 | 49ers win vs. Los Angeles Rams, 28–0 |
| | 12/29/96 | 49ers win vs. Philadelphia, 14–0 – NFC–WC |
| By Opponent: | 9/10/17 | Panthers win vs. Carolina, 23–3 (1 FG) |
| | 1/12/03 | Buccaneers win at Tampa Bay, 31–6 (2 FGs) – NFC–D |

Touchdowns Scored by Offense and Defense

| | | |
|--------------|---------|--|
| By 49ers: | 12/6/15 | 49ers win at Chicago, 26–20 (OT) (3 offense, 1 defense) |
| | 1/3/98 | 49ers win vs. Minnesota, 38–22 (5 offense, 1 defense) – NFC–D |
| By Opponent: | 9/18/16 | Panthers win at Carolina, 46–27 (4 offense, 1 defense) |
| | 1/13/12 | Packers loss vs. Green Bay, 31–45 (3 offense, 1 defense) – NFC–D |

THE LAST TIME ...

TEAM TOTALS

Touchdowns Scored by Offense, Defense and Special Teams

By 49ers: 10/4/09 49ers win vs. St. Louis, 35–0 (2 offense, 2 defense, 1 special teams)
By Opponent: 9/23/07 Steelers win at Pittsburgh, 37–16 (2 offense, 1 defense, 1 special teams)

Safety Scored

By 49ers: 1/1/17 Nolan Frese fumble out of bounds in end zone vs. Seattle
2/3/13 Sam Koch OB in end zone, forced by Chris Culliver vs. Baltimore – SB XLVII
By Opponent: 12/4/16 Blaine Gabbert sacked by Leonard Floyd in the end zone at Chicago

Successful Two Point Conversion

By 49ers: 12/24/16 Colin Kaepernick run at Los Angeles Rams
1/5/03 Jeff Garcia pass to Terrell Owens vs. New York Giants – NFC–WC
By Opponent: 12/11/16 Bryce Petty run vs. New York Jets
1/14/12 Drew Brees pass to Darren Sproles vs. New Orleans – NFC–D

Failed Two Point Conversion Attempt

By 49ers: 10/18/15 Pass failed from Colin Kaepernick to Anquan Boldin vs. Baltimore
2/3/13 Pass failed from Colin Kaepernick to Randy Moss vs. Baltimore – SB XLVII
By Opponent: 12/27/15 Pass failed from Matthew Stafford to Golden Tate at Detroit
1/13/02 Pass failed from Brett Favre to Bubba Franks at Green Bay – NFC–WC

OFFENSIVE TOTALS

500–or–More Total Net Yards of Offense

By 49ers: 10/7/12 49ers win vs. Buffalo, 45–3 (621; 311 rushing, 310 passing)
1/12/13 49ers win vs. Green Bay, 45–31 (579; 323 rushing, 256 passing) – NFC–D
By Opponent: 12/18/16 Falcons win at Atlanta, 41–13 (550; 248 rushing, 302 passing)

400–or–More Total Net Yards of Offense

By 49ers: 11/27/16 49ers loss at Miami, 31–24 (475; 193 rushing, 282 passing)
2/3/13 49ers loss vs. Baltimore, 31–34 (468; 182 rushing, 286 passing)
By Opponent: 12/18/16 Falcons win at Atlanta, 41–13 (550; 248 rushing, 302 passing)
1/20/13 Falcons loss at Atlanta, 24–28 (477; 81 rushing, 396 passing) – NFC–C

300–or–More Net Yards Rushing by Team

By 49ers: 12/20/14 49ers loss vs. Chargers, 35–38 (OT) (355)
1/12/13 49ers win vs. Green Bay, 45–31 (323) – NFC–D
By Opponent: 10/16/16 Bills win at Buffalo, 45–16 (312)

200–or–More Net Yards Rushing by Team

By 49ers: 12/11/16 49ers loss vs. New York Jets, 17–23 (OT) (248)
1/12/13 49ers win vs. Green Bay, 45–31 (323) – NFC–D
By Opponent: 12/18/16 Falcons win at Atlanta, 41–13 (248)
1/4/87 Giants win at New York, 49–3 (216) – NFC–D

Individual 200–Yard Rushing Game

By 49ers: 9/20/09 Frank Gore (16–207–2 TDs) vs. Seattle
By Opponent: 11/22/15 Thomas Rawls (30–209–1 TD) at Seattle

Individual 150–Yard Rushing Game

By 49ers: 12/11/16 Carlos Hyde (17–193) vs. New York Jets
1/12/13 Colin Kaepernick (16–181–2 TDs) vs. Green Bay – NFC–D
By Opponent: 11/6/16 Mark Ingram (15–158–1 TD) vs. New Orleans
1/4/87 Joe Morris (24–159–2 TDs) at New York Giants – NFC–D

Individual 100–Yard Rushing Game

By 49ers: 12/11/16 Carlos Hyde (17–193) vs. New York Jets
1/19/14 Colin Kaepernick (11–130) at Seattle – NFC–C
By Opponent: 12/18/16 Devonta Freeman (20–139–3 TDs) at Atlanta
1/19/14 Marshawn Lynch (22–109–1 TD) at Seattle – NFC–C

Two 100–Yard Rushers in the Same Game

By 49ers: 12/20/14 Frank Gore (26–158–1 TD) & Colin Kaepernick (7–151–1 TD) vs. San Diego
1/12/13 Colin Kaepernick (16–181–2 TDs) and Frank Gore (23–119–1 TD) vs. Green Bay – NFC–D
By Opponent: 11/8/53 Skeets Quinlan (11–119) & Tank Younger (12–101–1 TD) at Los Angeles Rams

THE LAST TIME ...

OFFENSIVE TOTALS

Consecutive 100–Yard Rushing Games

| | | |
|--------------|------------------|---|
| By 49ers: | 12/20/14–9/14/15 | Frank Gore (26–158–1 TD) & Colin Kaepernick (7–151–1 TD) vs. San Diego; Frank Gore (25–144) vs. Arizona; Carlos Hyde (26–168–2 TDs) vs. Minnesota |
| By Opponent: | 12/4/16–12/18/16 | Jordan Howard (32–117–3 TDs) at Chicago; Bilal Powell (29–145–2 TDs) vs. New York Jets; Devonta Freeman (20–139–3 TDs) at Atlanta |
| | 12/31/83–1/8/84 | <i>Billy Sims (20–114–2 TDs) vs. Detroit – NFC–D; John Riggins (36–123–2 TDs) at Washington – NFC–C</i> |

Combined 200–Yard Rushing by Two Players

| | | |
|--------------|----------|---|
| By 49ers: | 12/11/16 | 225 by Carlos Hyde (17–193) and Shaun Draughn (7–32–1 TD) vs. New York Jets |
| | 1/12/13 | 300 by Colin Kaepernick (16–181–2 TDs) and Frank Gore (23–119–1 TD) vs. Green Bay – NFC–D |
| By Opponent: | 11/6/16 | 245 by Mark Ingram (15–158–1 TD) & Tim Hightower (23–87–1 TD) |

Individual with 30–or–More Carries

| | | |
|--------------|----------|--|
| By 49ers: | 10/30/11 | Frank Gore (31–134) vs. Cleveland |
| By Opponent: | 12/4/16 | Jordan Howard (32–117–3 TDs) at Chicago |
| | 1/8/84 | <i>John Riggins (36–123) at Washington – NFC–C</i> |

Individual with 25–or–More Carries

| | | |
|--------------|----------|--|
| By 49ers: | 9/14/15 | Carlos Hyde (26–168–2 TDs) vs. Minnesota |
| | 1/3/98 | <i>Terry Kirby (25–120) vs. Minnesota – NFC–D</i> |
| By Opponent: | 12/11/16 | Bilal Powell (29–145–2 TDs) vs. New York Jets |
| | 1/5/03 | <i>Tiki Barber (26–115) vs. New York Giants – NFC–WC</i> |

Rushing Play of 80–or–More Yards

| | | |
|--------------|----------|---|
| By 49ers: | 12/20/14 | 90t by Colin Kaepernick vs. San Diego |
| | 1/1/89 | <i>80t by Roger Craig vs. Minnesota – NFC–D</i> |
| By Opponent: | 12/9/07 | 84t by Chester Taylor vs. Minnesota |

Rushing Play of 60–or–More Yards

| | | |
|--------------|----------|---|
| By 49ers: | 12/20/14 | 90t by Colin Kaepernick vs. San Diego |
| | 1/1/89 | <i>80t by Roger Craig vs. Minnesota – NFC–D</i> |
| By Opponent: | 11/6/15 | 75t by Mark Ingram vs. New Orleans |

Rushing Play of 40–or–More Yards

| | | |
|--------------|----------|---|
| By 49ers: | 12/11/16 | 47 by Carlos Hyde & 43 by Carlos Hyde vs. New York Jets |
| | 1/19/14 | <i>58 by Colin Kaepernick at Seattle – NFC–C</i> |
| By Opponent: | 12/18/16 | 45, by Terron Ward at Atlanta |
| | 1/19/14 | <i>40t by Marshawn Lynch at Seattle – NFC–C</i> |

Individual with Two–or–More Rushing Touchdowns

| | | |
|--------------|----------|--|
| By 49ers: | 1/1/17 | Shaun Draughn (21–41–2 TDs) vs. Seattle |
| | 1/20/13 | <i>Frank Gore (21–90–2 TDs) at Atlanta – NFC–C</i> |
| By Opponent: | 12/18/16 | Devonta Freeman (20–139–3 TDs) at Atlanta |
| | 1/12/03 | <i>Mike Alstott (17–60–2 TDs) at Tampa Bay – NFC–D</i> |

400 Net Yards Passing by Team

| | | |
|--------------|----------|---|
| By 49ers: | 9/8/13 | 49ers win vs. Green Bay, 34–28 (404) |
| By Opponent: | 10/11/15 | Giants win at New York, 30–27 (441) |
| | 1/14/12 | <i>Saints loss vs. New Orleans, 32–36 (435) – NFC–D</i> |

300 Net Yards Passing by Team

| | | |
|--------------|----------|--|
| By 49ers: | 11/6/16 | 49ers loss vs. New Orleans, 41–23 (393) |
| | 1/5/03 | <i>49ers win vs. New York Giants, 39–38 (356) – NFC–WC</i> |
| By Opponent: | 12/18/16 | Falcons win at Atlanta, 41–13 (302) |
| | 1/20/13 | <i>Falcons loss at Atlanta, 24–28 (396) – NFC–C</i> |

Individual with 50–or–More Pass Attempts

| | | |
|--------------|----------|---|
| By 49ers: | 12/20/15 | Blaine Gabbert (50–30–295–3 INTs–1 TD) vs. Cincinnati |
| | 1/6/96 | <i>Steve Young (65–32–328–2 INTs–0 TDs) vs. Green Bay – NFC–D</i> |
| By Opponent: | 10/18/15 | Joe Flacco (53–33–343–2 INTs–2 TDs) vs. Baltimore |
| | 1/22/12 | <i>Eli Manning (58–32–316–0 INTs–2 TDs) vs. New York Giants – NFC–C</i> |

Individual with 40–or–More Pass Attempts

| | | |
|--------------|----------|--|
| By 49ers: | 11/27/16 | Colin Kaepernick (46–29–296–1 INT–3 TDs) at Miami |
| | 1/14/12 | <i>Alex Smith (42–24–299–0 INTs–3 TDs) vs. New Orleans – NFC–D</i> |
| By Opponent: | 11/20/16 | Tom Brady (40–24–280–0 INTs–4 TDs) vs. New England |
| | 1/20/13 | <i>Matt Ryan (42–30–396–1 INT–3 TDs) at Atlanta – NFC–C</i> |

THE LAST TIME ...

OFFENSIVE TOTALS

Individual with 30–or–More Pass Completions

| | | |
|--------------|----------|---|
| By 49ers: | 12/20/15 | Blaine Gabbert (50–30–295–3 INTs–1 TD) vs. Cincinnati |
| | 1/6/96 | Steve Young (65–32–328–2 INTs–0 TD) vs. Green Bay – NFC–D |
| By Opponent: | 11/13/16 | Carson Palmer (49–30–376–2 INTs–1 TD) at Arizona |
| | 1/20/13 | Matt Ryan (42–30–396–1 INT–3 TDs) at Atlanta – NFC–C |

Individual with 25–or–More Pass Completions

| | | |
|--------------|----------|--|
| By 49ers: | 12/24/16 | Colin Kaepernick (37–28–266–1 INT–2 TDs) at Los Angeles Rams |
| | 1/5/03 | Jeff Garcia (44–27–331–1 INT–3 TDs) vs. New York Giants – NFC–WC |
| By Opponent: | 11/13/16 | Carson Palmer (49–30–376–2 INTs–1 TD) at Arizona |
| | 1/20/13 | Matt Ryan (42–30–396–1 INT–3 TDs) at Atlanta – NFC–C |

No Sacks Allowed

| | | |
|--------------|---------|---|
| By 49ers: | 9/25/16 | 49ers loss at Seattle, 18–37 (25 attempts – Blaine Gabbert) |
| | 1/5/03 | 49ers win vs. New York Giants, 39–38 (44 attempts – Jeff Garcia) – NFC–WC |
| By Opponent: | 9/10/17 | Panthers win vs. Carolina, 23–3 (25 attempts – Cam Newton) |
| | 1/7/95 | Bears loss vs. Chicago, 15–44 (19 attempts – Steve Walsh) – NFC–D |

Individual 300–Yard Passing Game

| | | |
|--------------|----------|--|
| By 49ers: | 11/6/16 | Colin Kaepernick (39–24–398–1 INT–2 TDs) vs. New Orleans |
| | 2/3/13 | Colin Kaepernick (28–16–302–1 INT–1 TD) vs. Baltimore – SB XLVII |
| By Opponent: | 11/13/16 | Carson Palmer (49–30–376–2 INTs–1 TD) at Arizona |
| | 1/20/13 | Matt Ryan (42–30–396–1 INT–3 TDs) at Atlanta – NFC–C |

Consecutive 300–Yard Passing Games

| | | |
|--------------|-------------------|---|
| By 49ers: | 12/10/00–12/17/00 | Jeff Garcia (38–25–305–2 INTs–2 TDs) vs. New Orleans; Garcia (44–36–402–0 INTs–2 TDs) vs. Chicago |
| By Opponent: | 11/6/16–11/13/16 | Drew Brees (39–28–323–0 INTs–3 TDs) vs. New Orleans; Carson Palmer (49–30–376–2 INTs–1 TD) at Arizona |
| | 1/14/12–1/22/12 | Drew Brees (63–40–462–2 INTs–4 TDs) vs. New Orleans – NFC–D; Eli Manning (58–32–316–0 INTs–2 TDs) vs. New York Giants – NFC–C |

Individual with Four–or–More Touchdown Passes

| | | |
|--------------|----------|---|
| By 49ers: | 12/16/12 | Colin Kaepernick (25–14–216–1 INT–4 TDs) at New England |
| | 1/29/95 | Steve Young (36–24–325–0 INT–6 TDs) at San Diego – SB XXIX |
| By Opponent: | 11/20/16 | Tom Brady (40–24–280–0 INTs–4 TDs) vs. New England |
| | 1/14/12 | Drew Brees (63–40–462–2 INTs–4 TDs) vs. New Orleans – NFC–D |

Individual with Three–or–More Touchdown Passes

| | | |
|--------------|----------|--|
| By 49ers: | 11/27/16 | Colin Kaepernick (46–29–296–1 INT–3 TDs) at Miami |
| | 1/14/12 | Alex Smith (42–24–299–0 INTs–3 TDs) vs. New Orleans – NFC–D |
| By Opponent: | 11/27/16 | Ryan Tannehill (30–20–285–0 INTs–3 TDs) at Miami |
| | 2/3/13 | Joe Flacco (33–22–287–0 INTs–3 TDs) vs. Baltimore – SB XLVII |

Individual with 10–or–More Receptions

| | | |
|--------------|----------|---|
| By 49ers: | 9/21/14 | Michael Crabtree (10–80–1 TD) at Arizona |
| | 1/6/96 | Jerry Rice (11–117) vs. Green Bay – NFC–D |
| By Opponent: | 11/13/16 | Larry Fitzgerald (12–133) vs. Arizona |
| | 1/20/13 | Julio Jones (11–182–2 TDs) at Atlanta – NFC–C |

Individual with 150–Yard Receiving Game

| | | |
|--------------|----------|--|
| By 49ers: | 10/13/13 | Vernon Davis (8–180–2 TDs) vs. Arizona |
| | 1/14/12 | Vernon Davis (7–180–2 TDs) vs. New Orleans – NFC–D |
| By Opponent: | 9/25/16 | Doug Baldwin (8–164–1 TD) at Seattle |
| | 1/20/13 | Julio Jones (11–182–2 TDs) at Atlanta – NFC–C |

Individual with 100–Yard Receiving Game

| | | |
|--------------|----------|---|
| By 49ers: | 11/6/16 | Quinton Patton (6–106) vs. New Orleans |
| | 1/12/14 | Anquan Boldin (8–136) at Carolina – NFC–D |
| By Opponent: | 12/18/16 | Aldrick Robinson (4–111) at Atlanta |
| | 1/19/14 | Doug Baldwin (6–106) at Seattle – NFC–C |

Two 100–Yard Receivers in the Same Game

| | | |
|--------------|----------|---|
| By 49ers: | 10/7/12 | Michael Crabtree (6–113–1 TD) & Vernon Davis (5–106) vs. Buffalo |
| | 2/3/13 | Michael Crabtree (5–109–1 TD) & Vernon Davis (6–104) vs. Baltimore – SB XLVII |
| By Opponent: | 11/13/16 | Larry Fitzgerald (12–132) & Michael Floyd (5–101) vs. Arizona |
| | 1/20/13 | Julio Jones (11–182–2 TDs) & Roddy White (7–100) at Atlanta – NFC–C |

THE LAST TIME ...

OFFENSIVE TOTALS

Consecutive 100–Yard Receiving Games

| | | |
|--------------|--|--|
| By 49ers: | 10/11/15–10/18/15 1/14/12 – 1/12/14 | Anquan Boldin (8–107–1 TD) at New York Giants; Anquan Boldin (5–102) vs. Baltimore <i>Vernon Davis (7–180–2 TDs) vs. New Orleans – NFC–D; V. Davis (3–112–2 TDs) vs. New York Giants – NFC–C; Michael Crabtree (9–119–2 TDs) vs. Green Bay – NFC–D; Vernon Davis (5–106– 1 TD) at Atlanta – NFC–C; Michael Crabtree (5–109–1 TD) & Vernon Davis (6–104) vs. Baltimore – SB XLVII; Michael Crabtree (8–125) at Green Bay – NFC–WC; Anquan Boldin (8–136) at Carolina – NFC–D</i> |
| By Opponent: | 9/18/16–9/25/16 1/12/14–1/19/14 | Kelvin Benjamin (7–108–2 TDs) & Greg Olsen (5–122–1 TD) at Carolina; Doug Baldwin (8–164–1 TD) & Jimmy Graham (6–100–1 TD) at Seattle <i>Ted Ginn, Jr. (4–104) at Carolina – NFC–D; Doug Baldwin (6–106) at Seattle – NFC–C</i> |

Pass Play of 80–or–More Yards

| | | |
|--------------|----------|---|
| By 49ers: | 10/13/14 | 80t, Colin Kaepernick to Brandon Lloyd at St. Louis |
| By Opponent: | 10/11/09 | 90t, Matt Ryan to Roddy White vs. Atlanta |

Pass Play of 60–or–More Yards

| | | |
|--------------|--------------------|---|
| By 49ers: | 11/6/16 1/22/12 | 65t, Colin Kaepernick to Vance McDonald vs. New Orleans <i>73t, Alex Smith to Vernon Davis vs. New York Giants – NFC–C</i> |
| By Opponent: | 9/18/16 1/14/12 | 78t, Cam Newton to Greg Olsen at Carolina <i>66t, Drew Brees to Jimmy Graham vs. New Orleans – NFC–D</i> |

Pass Play of 40–or–More Yards

| | | |
|--------------|---------------------|---|
| By 49ers: | 12/18/16 1/12/14 | 45, Colin Kaepernick to Blake Bell at Atlanta <i>45, Colin Kaepernick to Anquan Boldin at Carolina – NFC–D</i> |
| By Opponent: | 9/10/17 1/19/14 | 40t, Cam Newton to Russell Shepard vs. Carolina <i>51, Russell Wilson to Doug Baldwin at Seattle – NFC–C</i> |

Individual with Three–or–More Touchdown Receptions

| | | |
|--------------|---------------------|---|
| By 49ers: | 10/25/09 1/29/95 | Vernon Davis (7–93–3 TDs) at Houston <i>Jerry Rice (10–149–3 TDs) at San Diego – SB XXIX</i> |
| By Opponent: | 9/14/14 1/5/03 | Brandon Marshall (5–48–3 TDs) vs. Chicago <i>Amani Toomer (8–136–3 TDs) vs. New York Giants – NFC–WC</i> |

Individual with Two–or–More Touchdown Receptions

| | | |
|--------------|--------------------|---|
| By 49ers: | 11/8/15 1/12/13 | Garrett Celek (2–12–2 TDs) vs. Atlanta <i>Michael Crabtree (9–119–2 TDs) vs. Green Bay – NFC–D</i> |
| By Opponent: | 11/6/16 1/20/13 | Michael Thomas (5–73–2 TDs) vs. New Orleans <i>Julio Jones (11–182–2 TDs) at Atlanta – NFC–C</i> |

Led Team in Both Rushing and Receiving Yards in the Same Game

| | | |
|--------------|-------------------|--|
| By 49ers: | 1/1/17 1/15/94 | Shaun Draughn (21–41–2 TDs rushing, 4–68 receiving) vs. Seattle <i>Ricky Watters (24–118 rushing, 5–46 receiving) vs. New York Giants – NFC–D</i> |
| By Opponent: | 10/12/08 | Correll Buckhalter (18–93–1 TD rushing, 7–85 receiving) vs. Philadelphia |

100–Yard Rusher & Receiver in the Same Game

| | | |
|--------------|---------------------|--|
| By 49ers: | 10/13/13 2/3/13 | Frank Gore (25–101) & Vernon Davis (8–180–2 TDs) vs. Arizona <i>Frank Gore (19–110–1 TD), Michael Crabtree (5–109–1 TD) & Vernon Davis (6–104) vs. Baltimore – SB XLVII</i> |
| By Opponent: | 12/18/16 1/19/14 | Devonta Freeman (20–139–3 TDs) & Aldrick Robinson (4–111) at Atlanta <i>Marshawn Lynch (22–109–1 TD) & Doug Baldwin (6–106) at Seattle – NFC–C</i> |

100–Yard Rusher, 100–Yard Receiver & 300–Yard Passer in the Same Game

| | | |
|--------------|-------------------|--|
| By 49ers: | 10/7/12 2/3/13 | Frank Gore (14–106–1 TD), Michael Crabtree (6–113–1 TD), Vernon Davis (5–106) & Alex Smith (24–18– 303–0 INTs–3 TDs) vs. Buffalo <i>Frank Gore (19–110–1 TD), Michael Crabtree (5–109–1 TD), Vernon Davis (6–104) & Colin Kaepernick (28–16–302–1 INT–1 TD) vs. Baltimore – SB XLVII</i> |
| By Opponent: | 9/18/16 1/5/03 | Fozzy Whittaker (16–100), Kelvin Benjamin (7–108–2 TDs), Greg Olsen (5–122–1 TD) & Cam Newton (40–24–353–1 INT– 4 TDs) at Carolina <i>Tiki Barber (26–115–1 TD), Amani Toomer (8–136–3 TDs), & Kerry Collins (43–29–342–1 INT–4 TDs) vs. New York Giants – NFC–WC</i> |

Individual with at Least One Rushing and One Receiving Touchdown in the Same Game

| | | |
|--------------|---------------------|---|
| By 49ers: | 12/20/14 1/29/95 | Bruce Ellington (3–12–1 TD rushing, 1–8–1 TD receiving) vs. San Diego <i>Ricky Watters (15–47–1 TD rushing, 3–61–2 TDs receiving) at San Diego – SB XXIX</i> |
| By Opponent: | 11/13/16 1/23/94 | David Johnson (19–55–1 TD rushing, 5–46–1 TD receiving) at Arizona <i>Emmitt Smith (23–88–1 TD rushing, 7–85–1 TD receiving) at Dallas – NFC–C</i> |

THE LAST TIME ...

OFFENSIVE TOTALS

Individual with at Least One Rushing Touchdown and One Touchdown Pass in the Same Game

| | | |
|--------------|----------|---|
| By 49ers: | 12/24/16 | Colin Kaepernick (37–28–266–1 INT–2 TDs passing, 6–15–1 TD rushing) at Los Angeles Rams |
| | 1/12/14 | Colin Kaepernick (28–15–196–0 INTs–1 TD passing, 8–15–1 TD rushing) at Carolina – NFC–D |
| By Opponent: | 12/16/12 | Tom Brady (65–36–443–2 INTs–1 TD passing, 3–11–1 TD rushing) at New England |

No Turnovers

| | | |
|--------------|----------|---|
| By 49ers: | 12/11/16 | 49ers loss vs. New York Jets, 17–23 (OT) |
| | 1/12/14 | 49ers win at Carolina, 23–10 – NFC–D |
| By Opponent: | 1/1/17 | Seahawks win vs. Seattle, 25–23 |
| | 1/5/14 | Packers loss at Green Bay, 20–23 – NFC–WC |

Touchdown Scored on First Drive

| | | |
|--------------|----------|---|
| By 49ers: | 12/11/16 | 49ers loss vs. New York Jets, 17–23 (OT) |
| | 1/5/03 | 49ers win vs. New York Giants, 39–38 – NFC–WC |
| By Opponent: | 12/18/16 | Falcons win at Atlanta, 41–13 |
| | 2/3/13 | Ravens win vs. Baltimore, 34–31 – SB XLVII |

DEFENSIVE TOTALS

Held Opponent Under 200 Net Yards of Total Offense

| | | |
|--------------|----------|--|
| By 49ers: | 12/24/16 | 49ers win at Los Angeles Rams, 22–21 (177; 99 rushing, 78 passing) |
| | 1/15/94 | 49ers win vs. New York Giants, 44–3 (194; 41 rushing, 153 passing) – NFC–D |
| By Opponent: | 12/4/16 | Bears win at Chicago, 26–6 (147; 141 rushing, 6 passing) |
| | 1/4/97 | Packers win at Green Bay, 35–14 (196; 68 rushing, 128 passing) – NFC–D |

Held Opponent Under 300 Net Yards of Total Offense

| | | |
|--------------|---------|--|
| By 49ers: | 9/10/17 | 49ers loss vs. Carolina, 3–23 (287; 116 rushing, 171 passing) |
| | 1/5/14 | 49ers win at Green Bay, 23–20 (281; 124 rushing, 157 passing) – NFC–WC |
| By Opponent: | 9/10/17 | Panthers win vs. Carolina, 23–3 (217; 51 rushing, 161 passing) |
| | 1/12/03 | Buccaneers win at Tampa Bay, 31–6 (228; 62 rushing, 166 passing) – NFC–D |

Held Opponent Under 50 Yards Rushing

| | | |
|--------------|---------|---|
| By 49ers: | 11/8/15 | 49ers win vs. Atlanta, 17–16 (17) |
| | 1/14/12 | 49ers win vs. New Orleans, 36–32 (37) – NFC–D |
| By Opponent: | 11/1/15 | Rams win at St. Louis, 27–6 (38) |
| | 1/11/98 | Packers win vs. Green Bay, 23–10 (33) – NFC–C |

Held Opponent Under 75 Yards Rushing

| | | |
|--------------|---------|---|
| By 49ers: | 9/12/16 | 49ers win vs. Los Angeles Rams, 28–0 (65) |
| | 1/14/12 | 49ers win vs. New Orleans, 36–32 (37) – NFC–D |
| By Opponent: | 9/10/17 | Panthers win vs. Carolina, 23–3 (51) |
| | 1/12/03 | Buccaneers win vs. Tampa Bay, 31–6 (62) – NFC–D |

Held Opponent Under 100 Yards Rushing

| | | |
|--------------|---------|---|
| By 49ers: | 1/1/17 | 49ers loss vs. Seattle, 23–25 (87) |
| | 1/12/14 | 49ers win at Carolina, 23–10 (93) – NFC–D |
| By Opponent: | 9/10/17 | Panthers win vs. Carolina, 23–3 (51) |
| | 1/12/03 | Buccaneers win vs. Tampa Bay, 31–6 (62) – NFC–D |

Held Opponent Under 100 Net Yards Passing

| | | |
|--------------|----------|---|
| By 49ers: | 12/24/16 | 49ers win at Los Angeles Rams, 22–21 (78) |
| | 1/4/97 | 49ers loss at Green Bay, 35–14 (71) – NFC–D |
| By Opponent: | 12/4/16 | Bears win at Chicago, 26–6 (6) |

Held Opponent Under 150 Net Yards Passing

| | | |
|--------------|----------|--|
| By 49ers: | 12/24/16 | 49ers win at Los Angeles Rams, 22–21 (78) |
| | 1/4/97 | 49ers loss at Green Bay, 14–35 (71) – NFC–D |
| By Opponent: | 12/11/16 | Jets win vs. New York, 23–17 (OT) (116) |
| | 1/19/14 | Seahawks win at Seattle, 23–17 (147) – NFC–C |

Interception Return for a Touchdown

| | | |
|--------------|---------|---|
| By 49ers: | 12/6/15 | Jimmie Ward, 29 (QB Jay Cutler) at Chicago |
| | 1/3/98 | Ken Norton, 23 (QB Randall Cunningham) vs. Minnesota – NFC–D |
| By Opponent: | 9/27/15 | Justin Bethel, 21 (QB Colin Kaepernick) & Tyrann Mathieu, 33 (QB Colin Kaepernick) at Arizona |
| | 1/12/13 | Sam Shields, 52 (QB Colin Kaepernick) vs. Green Bay – NFC–D |

THE LAST TIME ...

DEFENSIVE TOTALS

Individual with Three-or-More Interceptions

By 49ers: 10/8/06 Walt Harris (1–Andrew Walter, 2–Marcus Tuiasosopo) vs. Oakland
By Opponent: 11/20/77 Bill Simpson (1–Scott Bull, 2–Jim Plunkett) vs. Los Angeles Rams

Individual with Two-or-More Interceptions

By 49ers: 11/16/14 Chris Borland (2 – QB Eli Manning) at New York Giants
1/15/95 Eric Davis (2 – QB Troy Aikman) vs. Dallas – NFC–C
By Opponent: 9/27/15 Tyrann Mathieu (2 – QB Colin Kaepernick) at Arizona
1/9/99 William White (2 – QB Steve Young) at Atlanta – NFC–D

Seven-or-More Sacks by Team

By 49ers: 1/3/10 49ers win at St. Louis, 28–6 (8)
1/6/85 49ers win vs. Chicago, 23–0 (9) – NFC–C
By Opponent: 10/6/16 Cardinals win vs. Arizona, 33–21 (7)

Six-or-More Sacks by Team

By 49ers: 12/11/16 49ers loss vs. New York Jets, 17–23 (OT) (6)
1/22/12 49ers loss vs. New York Giants, 17–20 (OT) (6) – NFC–C
By Opponent: 12/4/16 Bears win at Chicago, 26–6 (6)

Five-or-More Sacks by Team

By 49ers: 12/11/16 49ers loss vs. New York Jets, 17–23 (OT) (6)
1/12/14 49ers win at Carolina, 23–10 (5) – NFC–D
By Opponent: 1/1/17 Seahawks win vs. Seattle, 25–23 (5)

Individual with Three-or-More Sacks

By 49ers: 11/19/12 Aldon Smith (5.5 sacks of QB Jason Campbell) vs. Chicago
1/9/93 Pierce Holt (3.0 of QB Mark Rypien) vs. Washington – NFC–D
By Opponent: 10/22/15 Michael Bennett (3.5 of QB Colin Kaepernick) vs. Seattle
1/17/93 Tony Casillas (3.0 of QB Steve Young) vs. Dallas – NFC–C

Individual with Two-or-More Sacks

By 49ers: 12/11/16 DeForest Buckner (2.0 of QB Bryce Petty) vs. New York Jets
1/19/14 Aldon Smith (2.0 of QB Russell Wilson) at Seattle – NFC–C
By Opponent: 1/1/17 Bobby Wagner (2.0 of QB Colin Kaepernick) vs. Seattle
2/3/13 Paul Kruger (2.0 of QB Colin Kaepernick) vs. Baltimore – SB XLVII

Fumble Recovered for Touchdown

By 49ers: 9/7/14 Chris Culliver recovered a DeMarco Murray fumble and returned it 35 yards at Dallas
12/26/71 Bob Hoskins recovered a Bruce Gossett fumble in end zone vs. Washington – NFC–D
By Opponent: 9/18/16 Shaq Thompson recovered a Carlos Hyde fumble and returned it 9 yards at Carolina
1/4/97 Antonio Freeman recovered an Edgar Bennet fumble in end zone at Green Bay – NFC–D

SPECIAL TEAMS TOTALS

Kickoff Return for a Touchdown

By 49ers: 9/11/11 Ted Ginn Jr., 102 yards vs. Seattle
1/11/98 Chuck Levy, 95 yards vs. Green Bay – NFC–C
By Opponent: 12/12/10 Leon Washington, 92 yards vs. Seattle
2/3/13 Jacoby Jones, 108 yards vs. Baltimore – SB XLVII

Kickoff Return for a Touchdown on the Opening Kickoff

By 49ers: 11/10/08 Allen Rossum, 104 yards at Arizona
12/23/72 Vic Washington, 97 yards vs. Dallas – NFC–D
By Opponent: (could not find an instance when it occurred)

Punt Return for a Touchdown

By 49ers: 9/11/11 Ted Ginn Jr., 55 yards vs. Seattle
By Opponent: 9/28/14 Darren Sproles, 82 yards vs. Philadelphia
1/4/97 Desmond Howard, 71 yards at Green Bay – NFC–D

THE LAST TIME ...

SPECIAL TEAMS TOTALS

Blocked Punt Recovered for Touchdown

By 49ers: 10/3/10 Taylor Mays recovered Michael Koenen's punt (blocked by Dominique Zeigler) in the end zone at Atlanta
By Opponent: 9/28/14 Brad Smith recovered Andy Lee's punt (blocked by Trey Burton) in the end zone vs. Philadelphia

Blocked Punt

By 49ers: 9/14/14 Aaron Lynch blocked Patrick O'Donnell's punt vs. Chicago
1/6/90 *Spencer Tillman blocked Bucky Scribner's punt vs. Minnesota – NFC–D*
By Opponent: 9/28/14 Trey Burton blocked Andy Lee's punt vs. Philadelphia
12/16/71 *Jon Jaqua blocked Steve Spurrier's punt vs. Washington – NFC–D*

Blocked PAT

By 49ers: 1/1/17 Chris Jones blocked a PAT attempt by Steven Hauschka vs. Seattle
By Opponent: 12/6/15 Eddie Goldman blocked a PAT attempt by Phil Dawson at Chicago

Missed (not blocked) PAT

By 49ers: 12/18/16 Phil Dawson at Atlanta
By Opponent: 11/20/16 Stephen Gostkowski vs. New England

Blocked Field Goal

By 49ers: 1/3/16 Dontae Johnson blocked a 48-yard attempt by Greg Zuerlein vs. St. Louis
By Opponent: 12/20/15 Carlos Dunlap blocked a 41-yard attempt by Phil Dawson vs. Cincinnati

Blocked Field Goal returned for a TD

By 49ers: 9/27/09 Nate Clements, 59-yard return after Ray McDonald blocked a 44-yard attempt by Ryan Longwell at Minnesota
By Opponent: 12/23/12 Richard Sherman, 90-yard return after Red Bryant blocked a 21-yard attempt by David Akers at Seattle

Individual with Five–or–More Field Goals

By 49ers: 10/5/14 Phil Dawson (5–5) vs. Kansas City
By Opponent: 10/2/05 Neil Rackers (6–6) at Arizona
1/20/91 *Matt Bahr (5–6) vs. New York Giants – NFC–C*

Individual with Four–or–More Field Goals

By 49ers: 1/3/16 Phil Dawson (4–4) vs. St. Louis
1/24/82 *Ray Wersching (4–4) at Cincinnati – SB XVI*
By Opponent: 1/1/17 Steven Hauschka (4–4) vs. Seattle
1/20/91 *Matt Bahr (5–6) vs. New York Giants – NFC–C*

Individual with Three–or–More Field Goals

By 49ers: 11/6/16 Phil Dawson (3–3) vs. New Orleans
1/12/14 *Phil Dawson (3–3) at Carolina – NFC–D*
By Opponent: 9/10/17 Graham Gano (3–3) vs. Carolina
1/19/14 *Steven Hauschka (3–3) at Seattle – NFC–C*

Successful Onsides Kick

By 49ers: 12/20/15 Phil Dawson kick recovered by 49ers Nick Bellore vs. Cincinnati (4th Q)
By Opponent: 11/16/14 Josh Brown kick recovered by Giants Mark Herzlich at New York Giants (3rd Q)

Failed Onsides Kick Attempt

By 49ers: 11/20/16 Phil Dawson kick recovered by Danny Amendola vs. New England (4th Q)
By Opponent: 10/13/14 Johnny Hekker kick recovered by Stevie Johnson at St. Louis (4th Q)
1/12/13 *Mason Crosby kick recovered by Delanie Walker vs. Green Bay (4th Q) – NFC–D*



ARIK ARMSTEAD

91

DL » 6-7 » 292 » OREGON

11.15.93 » SACRAMENTO, CA » PLEASANT GROVE HS, ELK GROVE, CA » 3RD YEAR » ACQUIRED D-1 IN '15

GOLDMINE

• In June of 2017, Armstead returned to his hometown of Sacramento to hold his second annual free youth football camp. The camp was held in Elk Grove, California and sponsors made it possible for 200 scholarships to be offered to interested kids. The kids participated in both football and conditioning drills with the players and then were allowed to ask questions to discuss not only football, but school, healthy choices, and other topics. Armstead's goal was to provide campers with a unique experience on the football field, as well as insight into the hard work and dedication that are needed to make it to the NFL. "I want the kids to enjoy themselves while also coming away learning that they can do whatever they put their mind to," said Armstead. "I want to teach them the things that helped me get where I am now like the importance of education, work ethic, and faith."



ARMSTEAD'S GOLDEN NUGGETS

- Lists his parents, Guss and Christa, as the most influential people in his life. He also gives credit to his grandfather, Willie B. Armstead, an Air Force veteran, for instilling the value of integrity that his parents have passed along to him. "A lot of things he instilled in my dad have carried down to me. Having a family member who is more courageous than you can imagine and who served his country is a huge honor."
- Played both basketball and football at Oregon before focusing only on football in 2014.

ARMSTEAD'S GAME-BY-GAME

2017

| Date | Opp | W/L | P/S | Tot | Sol | Ast | Sk | Yds | Int | Yds | PD | FF | FR | Yds |
|---------------|--------|-----|-----|-----|-----|-----|-----|-----|-----|-----|----|----|----|-----|
| Sep 10 | Car | L | 1/1 | 3 | 3 | 0 | 0.0 | 0.0 | 0 | 0 | 0 | 0 | 0 | 0 |
| Sep 17 | at Sea | | | | | | | | | | | | | |
| Sep 21 | LAR | | | | | | | | | | | | | |
| Oct 1 | at Arz | | | | | | | | | | | | | |
| Oct 8 | at Ind | | | | | | | | | | | | | |
| Oct 15 | at Was | | | | | | | | | | | | | |
| Oct 22 | Dal | | | | | | | | | | | | | |
| Oct 29 | at Phi | | | | | | | | | | | | | |
| Nov 5 | Arz | | | | | | | | | | | | | |
| Nov 12 | NYG | | | | | | | | | | | | | |
| Nov 26 | Sea | | | | | | | | | | | | | |
| Dec 3 | at Chi | | | | | | | | | | | | | |
| Dec 10 | at Hou | | | | | | | | | | | | | |
| Dec 17 | Ten | | | | | | | | | | | | | |
| Dec 24 | Jax | | | | | | | | | | | | | |
| Dec 31 | at LAR | | | | | | | | | | | | | |
| TOTALS | | | 1/1 | 3 | 3 | 0 | 0.0 | 0.0 | 0 | 0 | 0 | 0 | 0 | 0 |

GOLDMINE (CONTINUED)

- In December of 2016, Armstead partnered with his local church to spread holiday cheer. Armstead bought more than 100 toys at Target and gave them away to children at the UC Davis Medical Center.



- Armstead's brother, Armond, was forced to retire before ever playing a down in the NFL. After playing collegiately at USC, Armond became an All-Star for the Toronto Argonauts of the Canadian Football League, helping the team win the league's 100th Grey Cup. He went on to sign with the New England Patriots in 2013, but medical issues forced him to hang up his cleats. "The biggest thing he has told me through this process is, 'at the end of the day, it's just football.' Having a brother who played at this level makes everything less overwhelming."

- During Super Bowl 50's Media Day, Armstead joined Sacramento's ABC10 sports team as a reporter to learn what it is like to cover NFL players during one of the most hectic events of the year. Held at SAP Center in San Jose, Armstead interviewed former teammates, fans, media members and Miss Universe. "It's like a feeding frenzy - everyone running around, and being part of that frenzy was a unique experience," said Armstead during the event.



- If Armstead wasn't in the NFL, he would be playing basketball. He was a three-year starter in basketball at Pleasant Grove High School in Sacramento and played two years at the University of Oregon before focusing solely on football for the 2014 season. He entered his high school senior season listed as the number three prospect in NorCalPrep.com's Top 40 rankings for the class of 2012. "A big part of the recruiting pitch from Oregon was they were going to let me play two sports. We only lost 5 games during my time there. I wanted to go somewhere with the chance to win and be a part of something special."
- For Armstead, the NFL Draft process was a whirlwind tour. He went straight from the National Championship Game to San Diego to prepare for the NFL Combine and then to Sacramento for the Draft itself. However, his favorite part of the process was being drafted by a team so close to his hometown. "It's a dream come true. I'm blessed to be in this situation. Not a lot of other people are that close to home. Being able to play home games in front of my family is perfect for me."

ARMSTEAD'S CAREER STATISTICS

| YEAR | TEAM | GP | GS | TACKLES | | | | | INTERCEPTIONS | | | | FUMBLES | | | | |
|---------------|------|-----------|----------|-----------|-----------|-----------|------------|-------------|---------------|----------|----------|----------|----------|----------|----------|----------|---|
| | | | | TOT | SOL | AST | SACKS | YDS | INT | YDS | LG | TD | PD | FF | FR | YDS | |
| 2015 | SF | 16 | 1 | 19 | 13 | 6 | 2.0 | 12.0 | 0 | 0 | - | 0 | 0 | 0 | 0 | 0 | 0 |
| 2016 | SF | 8 | 4 | 21 | 11 | 10 | 2.5 | 4.5 | 0 | 0 | - | 0 | 0 | 1 | 0 | 0 | |
| 2017 | SF | 1 | 1 | 3 | 3 | 0 | 0.0 | 0.0 | 0 | 0 | - | 0 | 0 | 0 | 0 | 0 | |
| TOTALS | | 25 | 6 | 43 | 27 | 16 | 4.5 | 16.5 | 0 | 0 | - | 0 | 0 | 1 | 0 | 0 | |

Milestones:

NFL Debut: vs. Min. (9/14/15); **First Start:** vs. StL (1/3/16); **First Sack:** at Arz. (9/27/15 – QB Carson Palmer); **First FF:** at Buf. (10/16/16 – QB Tyrod Taylor)

ARMSTEAD'S CAREER HIGHS

Total Tackles: 6 vs. Arz. (10/6/16)

Solo: 3 (4 times) Last vs. Car. (9/10/17)

Assists: 4 vs. Arz. (10/6/16)

Sacks: 1.0 (4 times) Last at Buf. (10/16/16)

Forced Fumbles: 1 at Buf. (10/16/16)

ARMSTEAD'S TRANSACTIONS

Originally a 1st-round (17th overall) draft choice by SF in 2015...Placed on the Injured Reserve List on 11/8/16.



RAY-RAY ARMSTRONG

54

LB » 6-3 » 220 » MIAMI (FL)

3.5.91 » SANFORD, FL » SEMINOLE HS, SANFORD, FL » 5TH YEAR » ACQUIRED WAI. IN '15 - OAK

GOLDMINE

- In July of 2017, Armstrong hosted his third annual "Ray-Ray Day" at Seminole High School, a free football camp and bar-b-que. Armstrong is like a super hero around Central Florida, where he lead Seminole HS to the school's first and only state championship, but he has always found a way to return home. "I am coming from the same place they come from, same schools they went to just from the same environment just trying to get them that confidence and motivation that they can be something great in life," Armstrong said. "You know growing up, we had a couple guys come from here but I just wanted to come back and show my face, let kids know that they are able to touch me, able to know me."



- As a senior in college, Armstrong and his father, Albert, along with the help of his high school coaches, held a free football camp at Seminole HS in Florida. More than 100 kids registered for the free youth football camp and barbeque. "This means a lot to come back and support the people that I grew up with, the family that I've been around for so long," Armstrong said at the time. "I'm just coming back to show them love."

ARMSTRONG'S GOLDEN NUGGETS

- Signed a two-year extension through 2018 with the 49ers in December of 2016.
- Appeared in 10 games for the Raiders in 2015, recording his first career sack at Cle. (9/27).
- As a senior in high school, started a free youth football camp at Seminole HS in order to give back to his local community.

ARMSTRONG'S GAME-BY-GAME

2017

| Date | Opp | W/L | P/S | Tot | Sol | Ast | Sk | Yds | Int | Yds | PD | FF | FR | Yds |
|---------------|--------|-----|-----|-----|-----|-----|-----|-----|-----|-----|----|----|----|-----|
| Sep 10 | Car | L | 1/0 | 6 | 5 | 1 | 0.0 | 0.0 | 0 | 0 | 0 | 0 | 0 | 0 |
| Sep 17 | at Sea | | | | | | | | | | | | | |
| Sep 21 | LAR | | | | | | | | | | | | | |
| Oct 1 | at Arz | | | | | | | | | | | | | |
| Oct 8 | at Ind | | | | | | | | | | | | | |
| Oct 15 | at Was | | | | | | | | | | | | | |
| Oct 22 | Dal | | | | | | | | | | | | | |
| Oct 29 | at Phi | | | | | | | | | | | | | |
| Nov 5 | Arz | | | | | | | | | | | | | |
| Nov 12 | NYG | | | | | | | | | | | | | |
| Nov 26 | Sea | | | | | | | | | | | | | |
| Dec 3 | at Chi | | | | | | | | | | | | | |
| Dec 10 | at Hou | | | | | | | | | | | | | |
| Dec 17 | Ten | | | | | | | | | | | | | |
| Dec 24 | Jax | | | | | | | | | | | | | |
| Dec 31 | at LAR | | | | | | | | | | | | | |
| TOTALS | | | | 1/0 | 6 | 5 | 1 | 0.0 | 0.0 | 0 | 0 | 0 | 0 | 0 |

ARMSTRONG'S CAREER STATISTICS

| YEAR | TEAM | GP | GS | TACKLES | | | SACKS | YDS | INTERCEPTIONS | | | | FUMBLES | | | | |
|---------------|---------|-----------|----------|-----------|-----------|-----------|------------|------------|---------------|----------|----------|----------|----------|----------|----------|----------|----------|
| | | | | TOT | SOL | AST | | | INT | YDS | LG | TD | PD | FF | FR | YDS | |
| 2013 | STL | 16 | 0 | 3 | 3 | 0 | 0.0 | 0.0 | 0 | 0 | – | 0 | 0 | 0 | 0 | 1 | 0 |
| 2014 | STL/OAK | 15 | 3 | 27 | 17 | 10 | 0.0 | 0.0 | 0 | 0 | – | 0 | 1 | 1 | 0 | 0 | 0 |
| 2015 | OAK/SF | 15 | 2 | 17 | 15 | 2 | 1.0 | 3.0 | 0 | 0 | – | 0 | 0 | 0 | 0 | 0 | 0 |
| 2016 | SF | 2 | 0 | 9 | 7 | 2 | 0.0 | 0.0 | 1 | 5 | 5 | 0 | 2 | 0 | 1 | 0 | 0 |
| 2017 | SF | 1 | 0 | 6 | 5 | 1 | 0.0 | 0.0 | 0 | 0 | – | 0 | 0 | 0 | 0 | 0 | 0 |
| TOTALS | | 48 | 5 | 62 | 47 | 15 | 1.0 | 3.0 | 1 | 5 | 5 | 0 | 3 | 1 | 2 | 0 | 0 |

Additional Statistics:

Special Teams Tackles – 24: 2013 (12); 2014 (4); 2015 (8)

Milestones:

NFL Debut: vs. Arz. (9/8/13); **First Start:** at KC (12/14/14); **First FR:** vs. SF (9/26/13 – QB Colin Kaepernick); **First FF:** at Den. (12/28/14 – RB C.J. Anderson); **First Sack:** at Cle. (9/27/15 – QB Josh McCown); **First INT:** vs. LAR (9/12/16 – QB Case Keenum)

ARMSTRONG'S CAREER HIGHS

Total Tackles: 11 at KC (12/14/14)

Solo: 6 at Den. (12/28/14)

Assists: 7 at KC (12/14/14)

Sacks: 1.0 at Cle. (9/27/15)

Interceptions: 1 vs. LAR (9/12/16)

Passes Defensed: 2 vs. LAR (9/12/16)

ARMSTRONG'S TRANSACTIONS

Originally signed by StL as an undrafted free agent on 5/9/13...Waived by StL on 10/6/14...Claimed off waivers by Oak. on 10/7/14...Waived by Oak. on 11/24/15...Claimed off waivers by SF on 11/25/15...Signed one-year extension with SF on 3/8/16...Placed on the Injured Reserve List on 9/20/16...Signed a two-year extension with SF on 12/18/16.



ZANE BEADLES

68

G » 6-4 » 305 » UTAH

11.19.86 » MIDVALE, UT » HILLCREST HS, MIDVALE, UT » 8TH YEAR » ACQUIRED FA IN '16

AWARDS & HONORS

- 2010:** *The Sporting News* All-Rookie Team
- 2012:** AFC Pro Bowl selection, Denver Broncos Walter Payton Man of the Year
- 2013:** Offensive Player of the Week (Week 11) by *Sports Illustrated's* Peter King
- 2015:** Jacksonville Jaguars Walter Payton Man of the Year
- 2016:** Bobb McKittrick Award



GOLDMINE

- In 2013, Beadles established the Zane Beadles Parade Foundation, which supports the journey of young people going through life-changing medical experiences. While playing at the University of Utah, Zane met Ryker, a seven-year-old boy with glioblastoma multiforme cancer, a common type of brain tumor. The team adopted Ryker as a member of the Utah Utes family and invited him onto the field and into the locker room during the football season. On February 24, 2007, Ryker lost his battle with cancer. Zane's family history with cancer and his fondness for Ryker inspired him to take action. During the foundation's two-year existence, they have raised more than \$250,000 and have provided more than 2,000 gifts to more than 3,500 families. The nonprofit organization currently creates new experiences for the pediatric cancer patients at Brent's Place in Aurora, CO, University of Florida Health Proton Therapy Institute in Jacksonville, FL, and Ronald McDonald House in Salt Lake City, UT. For more information on The Zane Beadles Parade Foundation, visit <http://zanesparade.org/>.



BEADLES' GOLDEN NUGGETS

- In 2016, Beadles was selected as the Bobb McKittrick Award winner, which is given annually to the 49ers offensive lineman who best represents the courage, intensity and sacrifice displayed by the longtime offensive line coach, during his 21 years of service to the 49ers. The award was established by the 49ers in 1999, and is voted on by the offensive line.
- Founded the Zane Beadles Parade Foundation in 2013 to support the journey of young people going through life-changing medical experiences. Having established a charitable connection with each community he has played football in during his career, the foundation currently works with pediatric cancer patients at Brent's Place in Aurora, CO, University of Florida Health Proton Therapy Institute in Jacksonville, FL, and Ronald McDonald House in Salt Lake City, UT.
- Beadles founded the Pancake Block Donation Program as a part of his foundation, where he donates \$250 for every pancake block by his offensive line. Zane began this program with the Broncos and carried it over to his time with the Jaguars.
- Named the Walter Payton Man of the Year selection for the Jacksonville Jaguars in 2015 and Denver Broncos in 2012, which recognizes a player for the commitment he has demonstrated in helping others in the community.

GOLDMINE (CONTINUED)

- During the Holiday Season in 2016, Beadles and teammate Joe Staley spent an afternoon with children undergoing treatment at Stanford's Lucile Packard Children's Hospital. The duo handed out Zane Beadles Parade Foundation themed stuffed elephants and showed their creative side through decorating cupcakes with the youth. Beadles continued his community work with a pancake breakfast at JW House in Santa Clara, whipping up dozens of pancakes to feed patients of local hospitals and their families.



GOLDMINE (CONTINUED)

- Beadles was named after Zane Grey, an American novelist in the 1920's who is best known for stories associated with the Western genre. "My grandpa used to collect his novels, so that's where it came from."
- In February of 2016, Beadles returned to Hillcrest High School to have his jersey retired by the school. During the ceremony in which his former high school coach, Gary Daniels, and offensive line coach, Kirk Merhish, presented him with a jersey, Beadles credited those who taught him the value of hard work - his parents, coaches and teachers. "Those people laid the foundation for me, and helped me develop the mentality that I've had throughout my career."



- Leading up to Super Bowl XLVIII as a member of the Denver Broncos, Beadles fulfilled a lifelong dream by appearing and dancing on "The Ellen DeGeneres Show." After discussing the Super Bowl and his foundation, Shutterfly, the philanthropic partner of the show, presented the Zane Beadles Parade Foundation with a check for \$10,000.



BEADLES' CAREER STATISTICS

GAMES/STARTS – 113/111: 2010 (16/14); 2011 (16/16); 2012 (16/16); 2013 (16/16); 2014 (16/16); 2015 (16/16); 2016 (16/16); 2017 (1/1)
POSTSEASON GAMES/STARTS – 6/6: 2011 (2/2); 2012 (1/1); 2013 (3/3)

Additional Statistics:

Own Fumble Recoveries – 2: 2015 (1); 2016 (1)

Milestones:

NFL Debut: at Jax. (9/12/10); **First Start:** at Jax. (9/12/10); **100th Career Start:** at Buf. (10/16/16)

BEADLES' TRANSACTIONS

Originally a 2nd-round (45th overall) draft choice by Den. in 2010...Signed a five-year deal with Jax. on 3/12/14...Released by Jax. on 3/3/16...Signed a three-year deal with SF on 3/22/16.



C.J. BEATHARD


3

QB » 6-2 » 215 » IOWA

11.16.93 » FRANKLIN, TN » BATTLE GROUND ACADEMY, FRANKLIN, TN » ROOKIE » ACQUIRED D-3B IN '17

GOLDMINE

- Beathard comes from a family steeped in football tradition. His grandfather, Bobby Beathard, spent 38 years working in the NFL, including 22 seasons as general manager of the Washington Redskins (1978-88) and San Diego Chargers (1989-2000). As a general manager of the Redskins, he served as the architect of Washington's Super Bowl winning teams in 1982 (Super Bowl XVII) and 1987 (Super Bowl XXII).
- During his time at Iowa, Beathard earned the nickname "Sunshine" from Hawkeye fans because his long, flowing hair resembled the character with the same nickname from the football movie "Remember The Titans." In 2015, he cut off his hair and donated it to Wigs For Kids, a non-profit organization that makes wigs to support for children who have lost their hair due to medical issues at no cost to children or their families.



BEATHARD'S GOLDEN NUGGETS

- His last name is pronounced BETH-urd.
- Comes from a family rich in football tradition as his grandfather, Bobby Beathard, spent 38 years working in the NFL, including 22 seasons as general manager of the Washington Redskins (1978-88) and San Diego Chargers (1989-2000).
- Comes from a family who is equally as passionate about music as they are about sports. His father, Casey, played wide receiver at Elon College before becoming an accomplished country music songwriter who has penned hit songs for artists such as Billy Ray Cyrus and Kenny Chesney. His older brother, Tucker, was a standout baseball player who turned down a scholarship at Middle Tennessee and is now a rising country music singer and songwriter. Beathard's youngest brother, Clay, also plays quarterback and was named Tennessee's "Mr. Football" for his division in 2014. Growing up, the Beathard brothers formed a band that performed at local talent shows. C.J. played lead guitar and wrote most of the songs, while Tucker played drums and Clay assisted on guitar.
- Played with fellow 49ers 2017 draft choice TE George Kittle at Iowa (2012-16).

BEATHARD'S GAME-BY-GAME

| 2017 | Date | Opp | W/L | P/S | Att | Cmp | Pct | Yds | TD | Int | Lg | Sk/Yds | Rtg | Rsh | Yds | TD | Total Net Yds. | Pct. Offense |
|---------------|--------|--------|-----|-----|-----|-----|-----|-----|----|--------------|----|--------|-----|-----|-----|----|----------------|--------------|
| | Sep 10 | Car | L | 0/0 | - | - | - | - | - | DID NOT PLAY | | | - | - | - | - | - | - |
| | Sep 17 | at Sea | | | | | | | | | | | | | | | | |
| | Sep 21 | LAR | | | | | | | | | | | | | | | | |
| | Oct 1 | at Arz | | | | | | | | | | | | | | | | |
| | Oct 8 | at Ind | | | | | | | | | | | | | | | | |
| | Oct 15 | at Was | | | | | | | | | | | | | | | | |
| | Oct 22 | Dal | | | | | | | | | | | | | | | | |
| | Oct 29 | at Phi | | | | | | | | | | | | | | | | |
| | Nov 5 | Arz | | | | | | | | | | | | | | | | |
| | Nov 12 | NYG | | | | | | | | | | | | | | | | |
| | Nov 26 | Sea | | | | | | | | | | | | | | | | |
| | Dec 3 | at Chi | | | | | | | | | | | | | | | | |
| | Dec 10 | at Hou | | | | | | | | | | | | | | | | |
| | Dec 17 | Ten | | | | | | | | | | | | | | | | |
| | Dec 24 | Jax | | | | | | | | | | | | | | | | |
| | Dec 31 | at LAR | | | | | | | | | | | | | | | | |
| TOTALS | | | | 0/0 | 0 | 0 | - | 0 | 0 | 0 | - | 0 | - | 0 | 0 | 0 | 0 | 0% |

BEATHARD'S CAREER STATISTICS

| YEAR | TEAM | GP | GS | PASSING | | | | | | | | | | RUSHING | | | | |
|---------------|------|----------|----------|----------|----------|----------|----------|----------|----------|----------|----------|----------|----------|----------|----------|----------|----------|----------|
| | | | | ATT | CMP | PCT | YDS | TD | INT | LG | SK | LST | RTG | ATT | YDS | AVG | LG | TD |
| 2017 | SF | 0 | 0 | 0 | 0 | - | 0 | 0 | 0 | - | 0 | 0 | - | 0 | 0 | - | 0 | 0 |
| TOTALS | | 0 | 0 | 0 | 0 | - | 0 | 0 | 0 | - | 0 | 0 | - | 0 | 0 | - | 0 | 0 |

BEATHARD'S TRANSACTIONS

Originally the second of two 3rd-round (104th overall) draft choices by SF in 2017.



RONALD BLAIR III

98

DL » 6-4 » 270 » APPALACHIAN STATE

1.21.93 » GREENSBORO, GA » GREENE COUNTY HS, GREENSBORO, GA » 2ND YEAR » ACQUIRED D-5A IN '16

GOLDMINE

- In his hometown of Greensboro, GA, Blair volunteers at Relay For Life, a branch of the American Cancer Society. The subject of cancer is near to Blair's heart, as his grandmother, Annie Ruth Peek, passed away from colon cancer while he was growing up. In the future, Blair aims to start his own foundation with the goal of creating a community where people who are going through life-changing experiences can call home. "I lost my grandmother to colon cancer. I lost my grandfather to a heart attack. My stepfather was in a car accident and is now a paraplegic. So, those people have a special place in my heart and I want to get involved in helping with causes like those."
- Blair cites the transition from 8th grade to high school, and specifically a conversation he had with his band director, as a key moment that stoked his competitive fire. Entering the 9th grade, his band director wanted him to continue playing the tuba in the school's band and not play football because he wouldn't see the field as a freshman. That year, Blair became a starter on varsity. "That's definitely one moment that sticks out and helped me develop in the football world," said Blair.

BLAIR'S GOLDEN NUGGETS

- Blair volunteers at the Relay for Life in his hometown of Greensboro, GA. One day, he hopes to start his own foundation that would create a community for people going through life-changing experiences.
- Growing up, Blair's first sport was basketball, not football. His father put a basketball in his crib when he was one year old and Blair only switched to football once he realized his size was better suited for the gridiron.

BLAIR'S GAME-BY-GAME

2017

| Date | Opp | W/L | P/S | Tot | Sol | Ast | Sk | Yds | Int | Yds | PD | FF | FR | Yds |
|---------------|--------|-----|-----|------------|----------|----------|----------|----------|-------------------------|------------|----------|----------|----------|----------|
| Sep 10 | Car | L | - | - | - | - | - | - | INJURED RESERVE (Thumb) | | | | | |
| Sep 17 | at Sea | | | | | | | | | | | | | |
| Sep 21 | LAR | | | | | | | | | | | | | |
| Oct 1 | at Arz | | | | | | | | | | | | | |
| Oct 8 | at Ind | | | | | | | | | | | | | |
| Oct 15 | at Was | | | | | | | | | | | | | |
| Oct 22 | Dal | | | | | | | | | | | | | |
| Oct 29 | at Phi | | | | | | | | | | | | | |
| Nov 5 | Arz | | | | | | | | | | | | | |
| Nov 12 | NYG | | | | | | | | | | | | | |
| Nov 26 | Sea | | | | | | | | | | | | | |
| Dec 3 | at Chi | | | | | | | | | | | | | |
| Dec 10 | at Hou | | | | | | | | | | | | | |
| Dec 17 | Ten | | | | | | | | | | | | | |
| Dec 24 | Jax | | | | | | | | | | | | | |
| Dec 31 | at LAR | | | | | | | | | | | | | |
| TOTALS | | | | 0/0 | 0 | 0 | 0 | 0 | 0.0 | 0.0 | 0 | 0 | 0 | 0 |

BLAIR'S CAREER STATISTICS

| YEAR | TEAM | GP | GS | TACKLES | | | | | YDS | INT | INTERCEPTIONS | | | | FUMBLES | | |
|---------------|------|-----------|----------|-----------|-----------|----------|------------|-------------|----------|----------|---------------|----------|----------|----------|----------|----------|----------|
| | | | | TOT | SOL | AST | SACKS | YDS | | | YDS | LG | TD | PD | FF | FR | YDS |
| 2016 | SF | 16 | 0 | 18 | 16 | 2 | 3.0 | 14.0 | 0 | 0 | - | 0 | 0 | 0 | 0 | 0 | 0 |
| 2017 | SF | 0 | 0 | 0 | 0 | 0 | 0.0 | 0.0 | 0 | 0 | - | 0 | 0 | 0 | 0 | 0 | 0 |
| TOTALS | | 16 | 0 | 18 | 16 | 2 | 3.0 | 14.0 | 0 | 0 | - | 0 | 0 | 0 | 0 | 0 | 0 |

Milestones:

NFL Debut: vs. LAR (9/12/16); **First Sack:** vs. Dal. (10/2/16 – QB Dak Prescott)

BLAIR'S CAREER HIGHS

Total Tackles: 4 vs. NE (11/20/16)
Solo: 4 vs. NE (11/20/16)

Assists: 1 at Arz. (11/13/16)
Sacks: 1.0 (2 times) Last at LAR (12/24/16)

BLAIR'S TRANSACTIONS

Originally the first of three 5th-round (142nd overall) draft choices by SF in 2016...Placed on the Injured Reserve List on 9/3/17.



VICTOR BOLDEN JR.

17

WR » 5-8 » 178 » OREGON STATE

44.95 » RANCHO CUCAMONGA, CA » LOS OJOS HS, RANCHO CUCAMONGA, CA » ROOKIE » ACQUIRED FA IN '17

GOLDMINE

- Even as a young child, Victor Bolden Jr. remembers he would always be itching to play football. "Growing up that's all I wanted to do was play football," said Bolden Jr. "I didn't really start playing until eighth grade. I was itching to play." His father, Victor Bolden Sr. first introduced his son to the game as a child and immediately became his biggest influence on the field. "He was the first one to teach me the game and he's been there since day one with anything I've wanted to do." While Bolden Jr.'s father is his main influence on the field, when it comes to his biggest influence off the field, he gives that role to his mother. "She supports me with anything I do," said Bolden Jr. "Whether it be school, sports, she just wants me to give out full effort and give it everything I have."
- Prior to his 2015 season at Oregon State University, Bolden, along with fellow teammates, participated in a special forces leadership development program at Camp Williams in Utah. Camp Williams is a National Guard training site operated by the Utah National Guard

BOLDEN JR.'S GOLDEN NUGGETS

- His mother, Zelda, holds the school record in both the 100 and 200-meter hurdles at Mt. San Antonio College (Walnut, CA).
- Set the Oregon State record for the most career kickoff return yards with 2,420.
- Left OSU ranked third all-time with 5,196 career all-purpose yards.

BOLDEN JR.'S GAME-BY-GAME

2017

| Date | Opp | W/L | P/S | Rec | Yds | Avg | Lg | TD | |
|---------------|--------|-----|-----|------------|----------|----------|----------|----------|----------|
| Sep 10 | Car | L | - | - | INACTIVE | - | - | - | |
| Sep 17 | at Sea | | | | | | | | |
| Sep 21 | LAR | | | | | | | | |
| Oct 1 | at Arz | | | | | | | | |
| Oct 8 | at Ind | | | | | | | | |
| Oct 15 | at Was | | | | | | | | |
| Oct 22 | Dal | | | | | | | | |
| Oct 29 | at Phi | | | | | | | | |
| Nov 5 | Arz | | | | | | | | |
| Nov 12 | NYG | | | | | | | | |
| Nov 26 | Sea | | | | | | | | |
| Dec 3 | at Chi | | | | | | | | |
| Dec 10 | at Hou | | | | | | | | |
| Dec 17 | Ten | | | | | | | | |
| Dec 24 | Jax | | | | | | | | |
| Dec 31 | at LAR | | | | | | | | |
| TOTALS | | | | 0/0 | 0 | 0 | - | - | 0 |

BOLDEN JR.'S CAREER STATISTICS

| YEAR | TEAM | GP | GS | RECEIVING | | | | | RUSHING | | | | |
|---------------|------|----------|----------|-----------|----------|----------|----------|----------|----------|----------|----------|----------|----------|
| | | | | NO | YDS | AVG | LG | TD | ATT | YDS | AVG | LG | TD |
| 2017 | SF | 0 | 0 | 0 | 0 | - | - | 0 | 0 | 0 | - | - | 0 |
| TOTALS | | 0 | 0 | 0 | 0 | - | - | 0 | 0 | 0 | - | - | 0 |

BOLDEN JR.'S TRANSACTIONS

Originally signed as an undrafted free agent by SF on 5/4/17.



KENDRICK BOURNE

10

WR » 6-1 » 203 » EASTERN WASHINGTON

84.95 » PORTLAND, OR » MILWAUKIE ARTS ACADEMY HS, PORTLAND, OR » ROOKIE » ACQUIRED FA IN '17

GOLDMINE

- Bourne's heritage consists of him being half Samoan and half African-American. He has a number of tattoos that begin on his left shoulder and stretches all the way down near his wrist. In 2013 after his senior season at Milwaukie Arts (Portland, OR) Academy, Bourne was honored when he was chosen to play in the Polynesian All-American Bowl in La Mirada, CA. The love for his heritage was instilled by him from his mom, Luisa, who he calls 'His reason why.'



BOURNE'S GOLDEN NUGGET

- Students at Bourne's high school which is a charter school (Milwaukie Academy of the Arts), received special permission from the Oregon School Athletics Association (OSAA) to compete on Milwaukie High School athletics teams.

BOURNE'S GAME-BY-GAME

| 2017 | Date | Opp | W/L | P/S | Rec | Yds | Avg | Lg | TD |
|---------------|--------|-----|-----|-----|-----|-----|-----|----|----|
| Sep 10 | Car | L | 1/0 | 0 | 0 | - | - | 0 | |
| Sep 17 | at Sea | | | | | | | | |
| Sep 21 | LAR | | | | | | | | |
| Oct 1 | at Arz | | | | | | | | |
| Oct 8 | at Ind | | | | | | | | |
| Oct 15 | at Was | | | | | | | | |
| Oct 22 | Dal | | | | | | | | |
| Oct 29 | at Phi | | | | | | | | |
| Nov 5 | Arz | | | | | | | | |
| Nov 12 | NYG | | | | | | | | |
| Nov 26 | Sea | | | | | | | | |
| Dec 3 | at Chi | | | | | | | | |
| Dec 10 | at Hou | | | | | | | | |
| Dec 17 | Ten | | | | | | | | |
| Dec 24 | Jax | | | | | | | | |
| Dec 31 | at LAR | | | | | | | | |
| TOTALS | | | 1/0 | 0 | 0 | 0 | - | - | 0 |

BOURNE'S CAREER STATISTICS


| YEAR | TEAM | GP | GS | NO | RECEIVING | | | | ATT | RUSHING | | | |
|---------------|------|----------|----------|----------|-----------|----------|----------|----------|----------|----------|----------|----------|----------|
| | | | | | YDS | AVG | LG | TD | | YDS | AVG | LG | TD |
| 2017 | SF | 1 | 0 | 0 | 0 | - | - | 0 | 0 | 0 | - | - | 0 |
| TOTALS | | 1 | 0 | 0 | 0 | - | - | 0 | 0 | 0 | - | - | 0 |

Milestones:

NFL Debut: vs. Car. (9/10/17)

BOURNE'S TRANSACTIONS

Originally signed as an undrafted free agent by SF on 5/4/17.



NAVORRO BOWMAN

53

LB » 6-0 » 242 » PENN STATE

5.28.88 » FORESTVILLE, MD » SUITLAND HS, FORESTVILLE, MD » 8TH YEAR » ACQUIRED D-3 IN '10

AWARDS & HONORS

2011: AP First-Team All-Pro, All-Pro Team by *Sports Illustrated's* Peter King, Defensive Player of the Year & All-Pro Team by *Dallas Morning News's* Rick Gosselin, USA Football All-Fundamentals Team



2012: AP First-Team All-Pro, NFC Pro Bowl

2013: AP First-Team All-Pro, Pro Bowl, Len Eshmont Award, NFC Defensive Player of the Month (December), Midseason All-Pro by ESPN's John Clayton



2015: AP First-Team All-Pro, Pro Bowl, Ed Block Courage Award Recipient



CAREER HIGHLIGHTS

- Late in the 4th qtr. vs. Atl. (12/23/13), Bowman intercepted Falcons QB Matt Ryan and returned it 89 yds. for a TD to seal the victory in the final regular season game at Candlestick Park. It marked the longest INT return by a LB in franchise history.

LONGEST INT RETURN BY A LINEBACKER IN FRANCHISE HISTORY

| Player | Date | Opp. | Yds. |
|-------------------|----------|------|------|
| 1. NaVorro Bowman | 12/23/13 | Atl. | 89t |
| 2. Patrick Willis | 9/14/08 | Sea. | 86t |
| 3. John Johnson | 9/6/92 | NYG | 56t |
| 4. Lee Woodall | 12/15/97 | Den. | 55 |
| 5. Ahmad Brooks | 11/25/12 | NO | 50t |

- Named NFC Defensive Player of the Month in December of 2013. During that stretch, Bowman registered 56 tackles, 3.0 sacks, 2 INTs, one of which was returned 89 yds. for a TD, 2 FFs and 1 FR. No other player accomplished the feat in the entire 2013 season.

- According to NFL Gamebook Statistics, Bowman registered 154 tackles, the most in the NFL during the 2015 season. The 154 tackles was also a career-high after racking up 143 tackles in 2012 and 2013.

MOST TACKLES IN THE NFL (2015)

| Player | Tackles |
|--------------------------|---------|
| 1. NaVorro Bowman, SF | 154 |
| 2. D'Qwell Jackson, Ind. | 150 |
| 3. Lavonte David, TB | 147 |
| 4. Reshad Jones, Mia. | 135 |
| 5. Paul Posluszny, Jax. | 133 |

*According to Gamebook Statistics

BOWMAN'S GOLDEN NUGGETS

- His name is pronounced nuh-VARR-oh, BOH-minn.
- Signed a four-year extension through 2022 with the 49ers in August of 2016.
- Named the 49ers Ed Block Courage Award winner for the 2015 season. The award is presented each year to the player that exemplified a commitment to sportsmanship and courage.
- Participates in charitable events that support his hometown, the Bay Area, and also sponsors events for the Bayview Hunters Point YMCA.
- In 2013, traveled to Africa to participate in the Pros for Africa program, which partners with the Starkey Hearing Foundation to provide more than 4,100 customized hearing devices for those in need.
- Is a four-time First-Team All-Pro and three-time NFC Pro-Bowl selection who led the 49ers defense in tackles in 2011, 2012, 2013 and 2015.

BOWMAN'S GAME-BY-GAME

2017

| Date | Opp | W/L | P/S | Tot | Sol | Ast | Sk | Yds | Int | Yds | PD | FF | FR | Yds |
|---------------|--------|-----|-----|-----|-----|-----|-----|-----|-----|-----|----|----|----|-----|
| Sep 10 | Car | L | 1/1 | 5 | 3 | 2 | 0.0 | 0.0 | 0 | 0 | 0 | 0 | 0 | 0 |
| Sep 17 | at Sea | | | | | | | | | | | | | |
| Sep 21 | LAR | | | | | | | | | | | | | |
| Oct 1 | at Arz | | | | | | | | | | | | | |
| Oct 8 | at Ind | | | | | | | | | | | | | |
| Oct 15 | at Was | | | | | | | | | | | | | |
| Oct 22 | Dal | | | | | | | | | | | | | |
| Oct 29 | at Phi | | | | | | | | | | | | | |
| Nov 5 | Arz | | | | | | | | | | | | | |
| Nov 12 | NYG | | | | | | | | | | | | | |
| Nov 26 | Sea | | | | | | | | | | | | | |
| Dec 3 | at Chi | | | | | | | | | | | | | |
| Dec 10 | at Hou | | | | | | | | | | | | | |
| Dec 17 | Ten | | | | | | | | | | | | | |
| Dec 24 | Jax | | | | | | | | | | | | | |
| Dec 31 | at LAR | | | | | | | | | | | | | |
| TOTALS | | | 1/1 | 5 | 3 | 2 | 0.0 | 0.0 | 0 | 0 | 0 | 0 | 0 | 0 |

GOLDMINE

- In January of 2017, Bowman went to visit one of his biggest fans in the hospital, Sierra Pita. Pita was headed to her first 49ers game, wearing her NaVorro Bowman jersey, when she was in a car accident that left her in the hospital. Once Bowman heard of her story, he needed to go see her. "If she was coming to cheer me on and wearing my jersey, the least I could do was go, see her and cheer her on," Bowman said. "You could tell that she was sad, but I think when I walked in the room, it was just tears of joy." A fresh Bowman jersey highlighted a bag chock full of 49ers gear. The gifts were followed by good conversation. Bowman and Sienna found common ground talking about their dogs. Coincidentally, Sienna has a dog named Monster, which is Bowman's nickname on the football field. But their connection went well beyond pets. "I let her know that no matter how far down you are, if you work hard, you can get back and get over it," Bowman said. "I think she saw the connection between the two of us and that there's a possibility of her doing things that doctors said she couldn't do. I'm so happy that we crossed paths. We have so much in common, and I just wish the best for her."



- Bowman hosted his 2nd Annual NaVorro Bowman Football Camp, a free youth camp for local children in his home community of Forestville, MD in June of 2015. He partnered with the District Heights Boys and Girls Club, a group of which Bowman was a member while growing up.



- Bowman and other NFL Players joined the Wounded Warriors Amputee Softball Team (WWAST) for a game of softball at Bowie Baysox Stadium in Maryland to raise funds for Veterans Amputee Charities. This marked the third year of the event, but the first time NFL players participated. Bowman and former teammate DT Darnell Dockett served as team captains for the game that ended in a 14-14 tie.

- In June of 2015, Bowman hosted the inaugural "Celebrity Steak-Out," raising money for underprivileged youth in the community. "I wasn't too privileged growing up," Bowman said. "I had to scratch and claw



- And me being where I am today, I'm able to provide something, especially for kids who don't have as much as the next kid. So I really want to provide inner-city, low-income students in the Bay Area with a safe place to play."
- Bowman works with the Bayview Hunters Point YMCA and recently received an award for his efforts in the program. He has participated in numerous events, including a night of bowling to benefit children, and a toy drive during the holiday season.
- In 2013, Bowman traveled to Africa to participate in the Pros for Africa program, which partners with the Starkey Hearing Foundation to provide more than 4,100 customized hearing devices for those in need. NaVorro and other NFL players helped fit patients with hearing aids. "By giving hearing aids, we have blessed these people and put smiles on their faces. We were able to give them a whole new life."



- Bowman was born and raised just outside of Washington, D.C. in a high-crime area. It was a tough environment to avoid, but sports became his outlet from the streets and drugs. "My parents had been with me since day one. Also, having a support system like my high school coach. He really let me know early on that I had something special and I shouldn't mess it up."
- Two important and influential people in Bowman's life abruptly passed away. His father passed away from a blood clot that reached his heart, while his high school coach died in a car accident before Penn State's bowl game in 2009. "Dealing with as much adversity as I have in a short period of time has made me the man I am today. It's made me stay on track and strive to do those things that will possibly help me be successful, not just on the football field, but off the field also."
- He earned his degree in criminal law and justice and one day would like to use that to help out his hometown. With all of the violence and drugs in District Heights, MD, he believes being from the area will help others listen to him. "That's one of the reasons I got into that field - to open doors and possibly be able to get into a young child's head from my neighborhood."

BOWMAN'S CAREER STATISTICS

| YEAR | TEAM | GP | GS | TACKLES | | | | | INTERCEPTIONS | | | | | FUMBLES | | | |
|---------------|------|-----------|-----------|------------|------------------------|------------|-------------|-------------|---------------|------------|------------|----------|-----------|----------|----------|----------|---|
| | | | | TOT | SOL | AST | SACKS | YDS | INT | YDS | LG | TD | PD | FF | FR | YDS | |
| 2010 | SF | 16 | 1 | 35 | 22 | 13 | 0.0 | 0.0 | 0 | 0 | – | 0 | 0 | 0 | 0 | 0 | 0 |
| 2011 | SF | 16 | 16 | 173 | 81 | 92 | 2.0 | 11.0 | 0 | 0 | – | 0 | 8 | 0 | 3 | 0 | |
| 2012 | SF | 16 | 16 | 183 | 93 | 90 | 2.0 | 9.0 | 1 | 11 | 11 | 0 | 6 | 1 | 0 | 0 | |
| 2013 | SF | 16 | 16 | 192 | 118 | 74 | 5.0 | 45.0 | 2 | 93 | 89t | 1 | 9 | 4 | 2 | 0 | |
| 2014 | SF | – | – | – | INJURED RESERVE (Knee) | | | | | – | – | – | – | – | – | – | |
| 2015 | SF | 16 | 16 | 150 | 124 | 26 | 2.5 | 18.5 | 0 | 0 | – | 0 | 2 | 1 | 0 | 0 | |
| 2016 | SF | 4 | 4 | 37 | 27 | 10 | 1.0 | 8.0 | 1 | 0 | 0 | 0 | 2 | 1 | 0 | 0 | |
| 2017 | SF | 1 | 1 | 5 | 3 | 2 | 0.0 | 0.0 | 0 | 0 | – | 0 | 0 | 0 | 0 | 0 | |
| TOTALS | | 85 | 70 | 775 | 468 | 307 | 12.5 | 91.5 | 4 | 104 | 89t | 1 | 27 | 7 | 5 | 0 | |

PLAYOFFS

| YEAR | TEAM | GP | GS | TACKLES | | | | | INTERCEPTIONS | | | | | FUMBLES | | |
|---------------|------|----------|----------|-----------|-----------|-----------|------------|-------------|---------------|----------|----------|----------|----------|----------|----------|----------|
| | | | | TOT | SOL | AST | SACKS | YDS | INT | YDS | LG | TD | PD | FF | FR | YDS |
| 2011 | SF | 2 | 2 | 27 | 13 | 14 | 0.5 | 3.5 | 0 | 0 | – | 0 | 0 | 0 | 0 | 0 |
| 2012 | SF | 3 | 3 | 30 | 16 | 14 | 0.0 | 0.0 | 0 | 0 | – | 0 | 3 | 0 | 0 | 0 |
| 2013 | SF | 3 | 3 | 40 | 20 | 20 | 2.0 | 19.0 | 0 | 0 | – | 0 | 0 | 2 | 0 | 0 |
| TOTALS | | 8 | 8 | 97 | 49 | 48 | 2.5 | 22.5 | 0 | 0 | – | 0 | 3 | 2 | 0 | 0 |

Additional Statistics:

Special Teams Tackles: Regular Season – 43: 2010 (26); 2011 (9); 2012 (6); 2013 (2); Postseason – 1: 2011 (1)

Milestones:

NFL Debut: vs. Sea. (9/12/10); **First Career Start:** vs. Arz. (1/2/11); **First FR:** at Phi. (10/2/11 – RB Ronnie Brown); **First FF:** at NE (12/16/12 – RB Shane Vereen); **First Sack:** at Sea. (12/24/11 – QB Tarvaris Jackson); **First INT:** at GB (9/9/12 – QB Aaron Rodgers); **First INT Return for a TD:** vs. Atl. (12/23/13 – QB Matt Ryan – 89 yds.)

BOWMAN'S CAREER HIGHS

Total Tackles: Regular Season – 19 at Sea. (12/23/12); Postseason – 15 at Sea. (1/19/14)

Solo: Regular Season – 13 at Chi. (12/6/15); Postseason – 9 at Sea. (1/19/14)

Assists: Regular Season – 11 at Det. (10/16/11); Postseason – 7 (3 times) Last at Car. (1/12/14)

Passes Defensed: Regular Season – 2 (3 times) Last vs. Ind. (9/22/13); Postseason – 2 vs. GB (1/12/13)

Fumble Recoveries: 1 (5 times) Last at Arz. (12/29/13)

Forced Fumbles: 1 (7 times) Last at Sea. (9/25/16); Postseason – 1 (2 times) Last at Sea. (1/19/14)

Sacks: Regular Season – 2.0 at StL (9/26/13); Postseason – 1.0 (2 times) Last at Sea. (1/19/14)

Interceptions: 1 (4 times) Last vs. LAR (9/12/16)

Interception Yards: 89t vs. Atl. (12/23/13)

Long Interception Return: 89t vs. Atl. (12/23/13)

Interception Returns For TD: 1 vs. Atl. (12/23/13)

BOWMAN'S TRANSACTIONS

Originally a 3rd-round (91st overall) draft choice by SF in 2010...Signed a five-year extension through 2018 on 11/27/12...Placed on the Reserve/Physically Unable To Perform List on 8/25/14...Activated from the Reserve/Physically Unable to Perform List on 12/9/14...Placed on the Injured Reserve List on 12/13/14...Signed a four-year extension with SF through 2022 on 8/3/16...Placed on the Injured Reserve List on 10/6/16.



MATT BREIDA

22

RB » 5-11 » 190 » GEORGIA SOUTHERN

2.28.95 » BRANDON, FL » NATURE COAST TECHNICAL HS, BROOKSVILLE, FL » ROOKIE » ACQUIRED FA IN '17

GOLDMINE

As a senior in 2016, despite receiving consideration for multiple national athletic awards which included the watch list for both the Doak Walker Award and Maxwell Award, it was an award for what he does off the field that Breida felt most honored by. Breida was announced as a finalist for the 2016 Senior Class Award after making the Georgia Southern Eagles' Honor Roll and being involved in the community by reading and speaking to local elementary schools in Statesboro, GA as well as back home in Florida. "One of the best people I've ever been around," said Georgia Southern Head Coach Tyson Summers when asked about Breida. The 2016 Senior Class Award is given to a senior who has various notable achievements in four areas: community, classroom, character, and competition. "For them to see me as one of the role models was pretty cool for me," said Breida.

Breida honors his parents, calling them the reason he is where he is today. "They mean everything to me. I could be somewhere else," said Breida who was adopted the day after he was born by Terri and Mike Breida. Both permanently disabled, Terri and Mike sacrificed to make sure Matt and his brother had the best life they could offer them. According to Breida, "They gave me everything that they could even though we didn't have a lot. Adoption or no adoption, family is family. I see them as my parents, from day one. No matter what. That's mom and dad to me. I would do anything for them."



BREIDA'S GOLDEN NUGGETS

- Graduated from Georgia Southern with a degree in accounting.
- Earned First-Team All-Sun Belt honor in consecutive seasons (2014-15).
- Began playing Pop Warner youth football for his soon to be father-in-law, as he was coached by his fiance's dad.

BREIDA'S GAME-BY-GAME

2017

| Date | Opp | W/L | P/S | Rsh | Yds | Avg | Lg | TD | Rec | Yds | TD |
|---------------|--------|-----|-----|-----|-----|-----|----|----|-----|-----|----|
| Sep 10 | Car | L | 1/0 | 4 | 11 | 2.8 | 5 | 0 | 0 | 0 | 0 |
| Sep 17 | at Sea | | | | | | | | | | |
| Sep 21 | LAR | | | | | | | | | | |
| Oct 1 | at Arz | | | | | | | | | | |
| Oct 8 | at Ind | | | | | | | | | | |
| Oct 15 | at Was | | | | | | | | | | |
| Oct 22 | Dal | | | | | | | | | | |
| Oct 29 | at Phi | | | | | | | | | | |
| Nov 5 | Arz | | | | | | | | | | |
| Nov 12 | NYG | | | | | | | | | | |
| Nov 26 | Sea | | | | | | | | | | |
| Dec 3 | at Chi | | | | | | | | | | |
| Dec 10 | at Hou | | | | | | | | | | |
| Dec 17 | Ten | | | | | | | | | | |
| Dec 24 | Jax | | | | | | | | | | |
| Dec 31 | at LAR | | | | | | | | | | |
| TOTALS | | | 1/0 | 4 | 11 | 2.8 | 5 | 0 | 0 | 0 | 0 |

BREIDA'S CAREER STATISTICS

| YEAR | TEAM | GP | GS | ATT | RUSHING | | | | RECEIVING | | | | |
|---------------|------|----------|----------|----------|-----------|------------|----------|----------|-----------|----------|----------|----------|----------|
| | | | | | YDS | AVG | LG | TD | NO | YDS | AVG | LG | TD |
| 2017 | SF | 1 | 0 | 4 | 11 | 2.8 | 5 | 0 | 0 | 0 | - | - | 0 |
| TOTALS | | 1 | 0 | 4 | 11 | 2.8 | 5 | 0 | 0 | 0 | - | - | 0 |

Milestones:

NFL Debut: vs. Car. (9/10/17)

BREIDA'S CAREER HIGHS


Rushes: 4 vs. Car. (9/10/17)

Long Rush: 5 vs. Car. (9/10/17)

Rushing Yards: 11 vs. Car. (9/10/17)

BREIDA'S TRANSACTIONS

Originally signed as an undrafted free agent by SF on 5/4/17.



TRENT BROWN

77

OL » 6-8 » 355 » FLORIDA

4.13.93 » ALBANY, GA » WESTOVER HS, ALBANY, GA » 3RD YEAR » ACQUIRED D-7A IN '15

GOLDMINE

- During the Holiday Season in 2016, Brown teamed up with Walmart to give Youth Uprising students and Children from the UCSF Benioff Children's Hospital San Francisco a holiday shopping spree. The event, entitled "Trent Brown's 77 Ways to Care Christmas," paired Brown and his parents with local students for a holiday shopping spree at the Milpitas Walmart store. The event was inspired by Brown's father, Reginald Sr., a captain with the Albany (GA) Police Department who regularly participated in APD's "Shop with a Cop" events. Trent Brown's 77 Ways to Care Christmas provided gifts for an additional 30 children from the UCSF Benioff Children's Hospital San Francisco.

BROWN'S GOLDEN NUGGETS

- Started his collegiate career by playing two years at Georgia Military College before transferring to Florida.
- In 2016, Brown teamed up with Walmart to give Youth Uprising students and Children from the UCSF Benioff Children's Hospital San Francisco a holiday shopping spree. The event, entitled "Trent Brown's 77 Ways to Care Christmas," paired Brown and his parents with local students for a holiday shopping spree.



GOLDMINE (CONTINUED)

- Brown participated in the 49ers annual Bike Build event during the 2015 season. In conjunction with Turning Wheels for Kids, a nonprofit organization that distributes bikes throughout the year with a focus on preventing childhood obesity and supporting low-income families, 49ers players and staff combined with volunteers to assemble 50 bikes and donate them to several students from the 49ers Academy.



BROWN'S CAREER STATISTICS

GAMES/STARTS – 22/19: 2015 (5/2); 2016 (16/16); 2017 (1/1)

Additional Statistics:

Own Fumble Recoveries – 1: 2016 (1)

Milestones:

NFL Debut: vs. Min. (9/14/15); First Start: at Det. (12/27/15)

BROWN'S TRANSACTIONS

Originally the first of two 7th-round (244th overall) draft choices by SF in 2015.



DeFOREST BUCKNER

99

DL » 6-7 » 300 » OREGON

3.17.94 » HONOLULU, HI » PUNAHOU HS, HONOLULU, HI » 2ND YEAR » ACQUIRED D-1A IN '16

AWARDS & HONORS

2016: Thomas Herrion Memorial Award, PFWA All-Rookie Team

GOLDMINE

- When Buckner was 13 years old, his father, George, was involved in a motorcycle accident that left him in a coma for six months. Upon his awakening, George summoned DeForest to his bedside, where the two had a 'man-to-man' conversation, as his mother, Maria, puts it. After the life-changing event and heartfelt conversation, that is when Buckner believes he became a man and took more responsibility with his family. He became a mentor to his younger brother, Kenya, and began to understand the values his father had instilled in him. "He was hard on us, and disciplined us, shaped us," Buckner said. "He taught us about respect, that it's earned and you have to treat everyone around you like you want to be treated."

BUCKNER'S GOLDEN NUGGETS

- His first name is pronounced duh-FORE-ist.
- Named the 49ers Thomas Herrion Memorial Award winner for the 2015 season. The award, as voted on by the coaches, was established in 2005 by 49ers owners Denise and John York and is presented to a rookie or first-year player who best represents the dream of Thomas Herrion.
- While Buckner was 13 years old, his father, George, was involved in a motorcycle accident that left him in a coma for six months. Buckner cites this life-changing event as the time he became a man and took more responsibility with his family.
- As a senior at Oregon, was named Pac-12 Defensive Player of the Year and earned the Morris Trophy award, a prestigious honor voted on by opposing Pac-12 offensive linemen.

BUCKNER'S GAME-BY-GAME

2017

| Date | Opp | W/L | P/S | Tot | Sol | Ast | Sk | Yds | Int | Yds | PD | FF | FR | Yds |
|---------------|--------|-----|-----|-----|-----|-----|-----|-----|-----|-----|----|----|----|-----|
| Sep 10 | Car | L | 1/1 | 6 | 5 | 1 | 0.0 | 0.0 | 0 | 0 | 0 | 0 | 0 | 0 |
| Sep 17 | at Sea | | | | | | | | | | | | | |
| Sep 21 | LAR | | | | | | | | | | | | | |
| Oct 1 | at Arz | | | | | | | | | | | | | |
| Oct 8 | at Ind | | | | | | | | | | | | | |
| Oct 15 | at Was | | | | | | | | | | | | | |
| Oct 22 | Dal | | | | | | | | | | | | | |
| Oct 29 | at Phi | | | | | | | | | | | | | |
| Nov 5 | Arz | | | | | | | | | | | | | |
| Nov 12 | NYG | | | | | | | | | | | | | |
| Nov 26 | Sea | | | | | | | | | | | | | |
| Dec 3 | at Chi | | | | | | | | | | | | | |
| Dec 10 | at Hou | | | | | | | | | | | | | |
| Dec 17 | Ten | | | | | | | | | | | | | |
| Dec 24 | Jax | | | | | | | | | | | | | |
| Dec 31 | at LAR | | | | | | | | | | | | | |
| TOTALS | | | 1/1 | 6 | 5 | 1 | 0.0 | 0.0 | 0 | 0 | 0 | 0 | 0 | 0 |

GOLDMINE (CONTINUED)

- In July of 2017, Buckner returned to his hometown of Waianae, HI, to host a free noncontact youth football clinic at Waianae High School. "Having my first camp back in my hometown means a lot to me because this is where it all started," said Buckner. "Where I grew up shaped a big part of my life and having the opportunity to give back to my community means the world to me. I just want the youth in our community to see that dreams do come true."



- During his time at Oregon, Buckner used art as an outlet for his emotions outside of football, even earning the nickname "Dr. DeFo" from his art professor for his passion, focus and patience with his pieces. Buckner enrolled in a class called "Art of the Athlete," which provides engagement for student-athletes through the visual arts and has the student-athletes help in the Jordan Schnitzer Museum of Art workshops for children with disabilities. During the open exhibition at the end of the class, Buckner was awarded with the highest honor, the breakout artist award for his piece titled "King of Pop" showing himself in a Michael Jackson type pose that was spray painted on vinyl.

BUCKNER'S CAREER STATISTICS

| YEAR | TEAM | GP | GS | TACKLES | | | | YDS | INT | YDS | INTERCEPTIONS | | PD | FUMBLES | | |
|---------------|------|-----------|-----------|-----------|-----------|-----------|------------|-------------|----------|----------|---------------|----------|----------|----------|----------|----------|
| | | | | TOT | SOL | AST | SACKS | | | | LG | TD | | FF | FR | YDS |
| 2016 | SF | 15 | 15 | 87 | 58 | 29 | 6.0 | 26.0 | 0 | 0 | – | 0 | 1 | 0 | 2 | 0 |
| 2017 | SF | 1 | 1 | 6 | 5 | 1 | 0.0 | 0.0 | 0 | 0 | – | 0 | 0 | 0 | 0 | 0 |
| TOTALS | | 16 | 16 | 93 | 63 | 30 | 6.0 | 26.0 | 0 | 0 | – | 0 | 1 | 0 | 2 | 0 |

Milestones:

NFL Debut: vs. LAR (9/12/16); **First Start:** vs. LAR (9/12/16); **First FR:** at Buf. (10/16/16 – QB Tyrod Taylor); **First Sack:** at Buf. (10/16/16 – QB Tyrod Taylor); **First Multi-Sack Game:** at Buf. (10/16/16 – 2.0); **Multi-Sack Games:** 2, Last vs. NYJ. (12/11/16 – 2.0; QB Bryce Petty)

BUCKNER'S CAREER HIGHS

Total Tackles: 10 vs. NYJ (12/11/16)

Solo: 8 vs. NYJ (12/11/16)

Assists: 4 (2 times) Last vs. NE (11/20/16)

Sacks: 2.0 (2 times) Last vs. NYJ (12/11/16)

Passes Defensed: 1 at LAR (12/24/16)

Fumble Recoveries: 1 (2 times) Last at Arz. (11/13/16)

BUCKNER'S TRANSACTIONS

Originally the first of two 1st-round (7th overall) draft choices by SF in 2016.



AARON BURBRIDGE

13

WR » 6-1 » 208 » MICHIGAN STATE

12.23.93 » FARMINGTON HILLS, MI » HARRISON HS, FARMINGTON HILLS, MI » 2ND YEAR » ACQUIRED D-6C IN '16

GOLDMINE

- Growing up, basketball was Burbridge's sport of choice. "Growing up, I always played basketball. I only started playing football because I had no one to hang out with after school since all of my friends were playing football." Burbridge began focusing solely on football during his junior season in high school, when he started to receive letters from interested colleges.
- Burbridge's support system is rooted in his family, as he relies on his mother, Nora Florence, his aunt Geraldine and older siblings, Stefan and Carmen. Despite his late start in football, he has always received encouragement from his family. "They have always been there for me, and it's really meant a lot, especially during the tough times."
- Burbridge grew up with former Michigan and current Carolina Panthers WR Devin Funchess, who formed a friendship over competition in Farmington, MI. In middle school, the two participated in different track events but would sneak into the others just to compete against one another.

BURBRIDGE'S GOLDEN NUGGETS

- Burbridge's support system is rooted in his family, as he relies on his mother, Nora Florence, his aunt Geraldine and older siblings, Stefan and Carmen.
- Was named the Richter-Howard Big Ten Receiver of the Year in 2015 and finished his career at Michigan State with 165 receptions, the second most in school history.

BURBRIDGE'S CAREER STATISTICS

| YEAR | TEAM | GP | GS | RECEIVING | | | | | RUSHING | | | | |
|---------------|------|-----------|----------|-----------|-----------------------------|-------------|-----------|----------|----------|----------|----------|----------|----------|
| | | | | NO | YDS | AVG | LG | TD | ATT | YDS | AVG | LG | TD |
| 2016 | SF | 16 | 3 | 7 | 88 | 12.6 | 24 | 0 | 0 | 0 | - | - | 0 |
| 2017 | SF | - | - | - | INJURED RESERVE (Hamstring) | | | - | - | - | - | - | - |
| TOTALS | | 16 | 3 | 7 | 88 | 12.6 | 24 | 0 | 0 | 0 | - | - | 0 |

Additional Statistics:

Special Teams Tackles – 15: 2016 (15)

Fumbles–Lost – 1–1: 1–1 in 2016

Punt Returns – 1: 2016 (1)

Punt Return Yards – 0: 2016 (0)

Milestones:

NFL Debut: vs. LAR (9/12/16); First Start: vs. Dal. (10/2/16); First Reception: vs. Dal. (10/2/16 – 5–yds. from QB Blaine Gabbert)

BURBRIDGE'S CAREER HIGHS

Receptions: 2 (2 times) Last at LAR (12/24/16)

Receiving Yards: 29 at Atl. (12/18/16)

Long Reception: 24 vs. Sea. (1/1/17)

BURBRIDGE'S TRANSACTIONS

Originally the third of three 6th-round (213th overall) draft choices by SF in 2016...Placed on the Injured Reserve List on 9/2/17.



TANK CARRADINE

95

DL » 6-4 » 270 » FLORIDA STATE

2.18.90 » CINCINNATI, OH » TAFT HS, CINCINNATI, OH » 5TH YEAR » ACQUIRED D-2A IN '13

GOLDMINE

- Carradine grew up in a rough neighborhood in Cincinnati, where many of the people he knew got into bad situations with drugs and violence. He grew up without much money and his family struggled to put food on the table. Through it all, he learned to walk the other way. "I saw how certain situations can end up. Talking to the older people and coaches, they told me to do the right thing," he said. "Good things happen when you try to do the right things. That was the biggest thing I learned." Football was the biggest opportunity which propelled Carradine out of the area, receiving a college scholarship and earning a degree in sociology from Florida State. "People kept telling me, 'Man, I wish I had that opportunity to play this sport.' I'd seen my opportunity and knew the chances I had, knew what I would be doing if I didn't accomplish these goals. That's why I thrive on football. I give it all I've got and I try to play every play like it's my last. I respect this game because of what this game has gotten me through. I take advantage of it by doing the right thing, being a positive player and being good to my teammates and for the organization."
- After going through a rough childhood, Carradine has a passion for telling his story to kids. He volunteers his time at charity foundations and football camps. "If kids can hear the importance of doing the right thing, if I can help them succeed in life, if they can get it when they're young, they'll live up to those things instead of trying to get knowledge as they got older," he said. "Then it might be too late, because they've already been on their own in certain situations."

CARRADINE'S GOLDEN NUGGETS

- His last name is pronounced CARE-uh-deen.
- Signed a one-year contract extension through 2017 with the 49ers in September of 2016.
- Given the nickname "Tank" as a young child by his mom because he always carried a toy tank with him.
- Recorded the first two sacks of his NFL career last season at Sea. (12/14/14), bringing down Seahawks QB Russell Wilson.
- Visited Haiti in conjunction with Convoy of Hope in 2015, working together to teach healthy eating habits and sustainable agriculture techniques to local families.
- Loves unique animals and once owned a large collection of exotic pets, including snakes, lizards, ferrets, a monkey, a bird, piranhas and a shark.
- Began collegiate career at Butler Community College (KS) before enrolling at Florida State.
- In 2010, earned First-Team NJCAA All-America, All-Kansas Jayhawk Community College Conference and All-Region VI honors and was named Region VI Defensive Player of the Year.

CARRADINE'S GAME-BY-GAME

2017

| Date | Opp | W/L | P/S | Tot | Sol | Ast | Sk | Yds | Int | Yds | PD | FF | FR | Yds |
|---------------|--------|-----|-----|-----|-----|-----|-----|-----|-----|-----|----|----|----|-----|
| Sep 10 | Car | L | 1/1 | 2 | 1 | 1 | 0.0 | 0.0 | 0 | 0 | 0 | 0 | 0 | 0 |
| Sep 17 | at Sea | | | | | | | | | | | | | |
| Sep 21 | LAR | | | | | | | | | | | | | |
| Oct 1 | at Arz | | | | | | | | | | | | | |
| Oct 8 | at Ind | | | | | | | | | | | | | |
| Oct 15 | at Was | | | | | | | | | | | | | |
| Oct 22 | Dal | | | | | | | | | | | | | |
| Oct 29 | at Phi | | | | | | | | | | | | | |
| Nov 5 | Arz | | | | | | | | | | | | | |
| Nov 12 | NYG | | | | | | | | | | | | | |
| Nov 26 | Sea | | | | | | | | | | | | | |
| Dec 3 | at Chi | | | | | | | | | | | | | |
| Dec 10 | at Hou | | | | | | | | | | | | | |
| Dec 17 | Ten | | | | | | | | | | | | | |
| Dec 24 | Jax | | | | | | | | | | | | | |
| Dec 31 | at LAR | | | | | | | | | | | | | |
| TOTALS | | | 1/1 | 2 | 1 | 1 | 0.0 | 0.0 | 0 | 0 | 0 | 0 | 0 | 0 |

GOLDMINE (CONTINUED)

- Along with 49ers TEs Vance McDonald and Garrett Celek, visited Haiti in conjunction with Convoy of Hope during the 2015 off-season, worked together to teach healthy eating habits and sustainable agriculture techniques to local families. The players also visited an orphanage and local schools to spend time with underprivileged youth. "Being able to be around the kids and see the excitement on their face. I see what kind of stuff they go through and I see how they live. I realize they can use a lot of help and I've been more than fortunate to be able to help them."



- Born Cornelliuss Carradine, he was given the nickname "Tank" by his mom. He always used to have a little toy army tank with him. "I could never go anywhere without that army tank," he said. "I just had to have it with me, and I used to always push people over, try to run over people." His mom still has that tank.
- Just prior to entering high school, Carradine, a Cincinnati native, frequented Bengals games every chance he could. "At the time, I was playing Pee-Wee football and I was also a big fan of Justin Smith. I remember many of the players, including Justin, came and painted our youth center, so I got a chance to meet him." Carradine continued, "He was my favorite player, first-round draft pick. It's crazy that I played with him. I always wanted to talk football with him and ask him questions, I'm always asked him about how to identify run or pass, tips that the offensive line give away, things like that."
- Carradine loves animals and once owned a large collection of exotic pets, including snakes, lizards, ferrets, a monkey, a bird, piranhas and a shark. "I could see myself doing animal research working in a zoo," he said.

CARRADINE'S CAREER STATISTICS

| YEAR | TEAM | GP | GS | TACKLES | | | | | YDS | INTERCEPTIONS | | | | FUMBLES | | | |
|---------------|------|-----------|----------|-----------|-----------|-----------|------------|-------------|----------|---------------|----------|----------|----------|----------|----------|----------|----------|
| | | | | TOT | SOL | AST | SACKS | INT | | YDS | LG | TD | PD | FF | FR | YDS | |
| 2013 | SF | – | – | – | – | – | – | – | – | – | – | – | – | – | – | – | – |
| 2014 | SF | 9 | 0 | 27 | 16 | 11 | 3.0 | 24.0 | 0 | 0 | – | 0 | 0 | 0 | 0 | 0 | 0 |
| 2015 | SF | 14 | 1 | 24 | 12 | 12 | 1.0 | 10.0 | 0 | 0 | – | 0 | 0 | 0 | 1 | 0 | 0 |
| 2016 | SF | 13 | 0 | 30 | 14 | 16 | 0.0 | 0.0 | 0 | 0 | – | 0 | 0 | 0 | 0 | 0 | 0 |
| 2017 | SF | 1 | 1 | 2 | 1 | 1 | 0.0 | 0.0 | 0 | 0 | – | 0 | 0 | 0 | 0 | 0 | 0 |
| TOTALS | | 37 | 2 | 83 | 43 | 40 | 4.0 | 34.0 | 0 | 0 | – | 0 | 0 | 0 | 1 | 0 | 0 |

PLAYOFFS

| YEAR | TEAM | GP | GS | TACKLES | | | | | YDS | INTERCEPTIONS | | | | FUMBLES | | | |
|---------------|------|----------|----------|----------|----------|----------|----------|----------|----------|---------------|----------|----------|----------|----------|----------|----------|----------|
| | | | | TOT | SOL | AST | SACKS | INT | | YDS | LG | TD | PD | FF | FR | YDS | |
| 2013 | SF | – | – | – | – | – | – | – | – | – | – | – | – | – | – | – | – |
| TOTALS | | – | – | – | – | – | – | – | – | – | – | – | – | – | – | – | – |

Milestones:

NFL Debut: vs. Chi. (9/14/14); **First Start:** vs. Cin. (12/20/15); **First Sack:** at Sea. (12/14/14 – QB Russell Wilson); **First Multi-Sack Game:** at Sea. (12/14/14 – 2.0); **First FF:** at Arz. (9/27/15 – QB Carson Palmer)

CARRADINE'S CAREER HIGHS

Total Tackles: 7 vs. Sea. (11/27/14)
Solo: 4 vs. GB (10/4/15)
Assists: 4 vs. Sea. (11/27/14)

Sacks: 2.0 at Sea. (12/14/14)
Forced Fumbles: 1 at Arz. (9/27/15)

CARRADINE'S TRANSACTIONS

Originally the first of two 2nd-round (40th overall) draft choices by SF in 2013...Placed on the Reserve/Non-Football Injury List on 8/27/13...Activated from the Reserve/Non-Football Injury List on 10/29/13...Placed on Injured Reserve on 12/10/13...Signed a one-year extension through 2017 with SF on 9/6/16.



GARRETT CELEK

88

TE » 6-5 » 252 » MICHIGAN STATE

5.29.88 » CINCINNATI, OH » LA SALLE HS, CINCINNATI, OH » 6TH YEAR » ACQUIRED FA IN '12

AWARDS & HONORS

2016: 49ers NFL Salute to Service Award

GOLDMINE

- Celek has a strong passion for the packaging industry, which he majored in at Michigan State, and plans to go into the business in the future. The growing industry looks to cut shipping costs on products and is commonplace in the food and medical fields. "There's so many different areas you can get into, it's crazy. I enjoy the science behind it. It was a great major for me to choose and the possibilities are endless."
- Along with fellow 49ers TE Vance McDonald and DT Tank Caradine, visited Haiti in conjunction with Convoy of Hope during the 2015 offseason, working together to teach healthy eating habits and sustainable agriculture techniques to local families. "We've been to an orphanage, we've been to a farm, we've been to schools. It's a beautiful country and these are beautiful people. I'm glad I had this opportunity."



CELEK'S GOLDEN NUGGETS

- His last name is pronounced SELL-ick.
- Selected as the 49ers Salute to Service Award winner for the 2016 season. The Salute to Service Award presented by USAA was created to acknowledge the exceptional efforts by members of the NFL community to honor and support U.S. service members, veterans and their families.
- Visited Haiti in conjunction with Convoy of Hope in 2015, working together to teach healthy eating habits and sustainable agriculture techniques to local families.
- Is the younger brother of Philadelphia Eagles TE Brent Celek.

CELEK'S GAME-BY-GAME

2017

| Date | Opp | W/L | P/S | Rec | Yds | Avg | Lg | TD |
|---------------|--------|-----|------------|----------|----------|----------|----------|----------|
| Sep 10 | Car | L | 1/0 | 0 | 0 | - | - | 0 |
| Sep 17 | at Sea | | | | | | | |
| Sep 21 | LAR | | | | | | | |
| Oct 1 | at Arz | | | | | | | |
| Oct 8 | at Ind | | | | | | | |
| Oct 15 | at Was | | | | | | | |
| Oct 22 | Dal | | | | | | | |
| Oct 29 | at Phi | | | | | | | |
| Nov 5 | Arz | | | | | | | |
| Nov 12 | NYG | | | | | | | |
| Nov 26 | Sea | | | | | | | |
| Dec 3 | at Chi | | | | | | | |
| Dec 10 | at Hou | | | | | | | |
| Dec 17 | Ten | | | | | | | |
| Dec 24 | Jax | | | | | | | |
| Dec 31 | at LAR | | | | | | | |
| TOTALS | | | 1/0 | 0 | 0 | - | - | 0 |

GOLDMINE (CONTINUED)

- Football runs in the bloodlines of the Celek family. Garrett's older brother, Brent, plays tight end for the Philadelphia Eagles. Growing up, the brothers were constantly involved in athletics. "My dad was always pushing us just to be into sports. As long as we were doing something and we were having fun with it, he was the happiest guy in the world," Garrett said. He didn't begin playing football until high school, but Brent's success became motivation for him. "He got a scholarship to Cincinnati my freshman year in high school," Garrett said. "Right then I had my goals set. I've got to do what my brother did. Honestly, I've been trying to follow in his footsteps and because of him I'm here today. I wouldn't be who I am without him."

- Along with some of his teammates, Celek headed to San Francisco in October of 2015 to kick off Fleet Week aboard the USS Somerset. During the afternoon on board, Celek participated in drills with the troops, took a tour of the ship, ate dinner with the crew and watched as some local Bay Area natives were sworn into the Navy. "It's just good to give back to some of these guys because they do so much for us," said Celek at the time. "We're all really appreciative of who they are and what they're about." In 2016, Celek was honored as the 49ers Salute to Service Award winner for his efforts to honor and support U.S. service members, veterans and their families.



CELEK'S CAREER STATISTICS

| YEAR | TEAM | GP | GS | NO | RECEIVING | | | | ATT | YDS | RUSHING | | | |
|---------------|------|-----------|-----------|-----------|------------|-------------|-----------|----------|----------|----------|----------|----------|----------|----|
| | | | | | YDS | AVG | LG | TD | | | YDS | AVG | LG | TD |
| 2012 | SF | 13 | 0 | 4 | 51 | 12.8 | 35 | 0 | 0 | 0 | – | – | 0 | |
| 2013 | SF | 12 | 1 | 2 | 38 | 19.0 | 30 | 0 | 0 | 0 | – | – | 0 | |
| 2014 | SF | 3 | 1 | 2 | 53 | 26.5 | 31 | 0 | 0 | 0 | – | – | 0 | |
| 2015 | SF | 11 | 8 | 19 | 186 | 9.8 | 33 | 3 | 0 | 0 | – | – | 0 | |
| 2016 | SF | 16 | 6 | 29 | 350 | 12.1 | 31 | 3 | 0 | 0 | – | – | 0 | |
| 2017 | SF | 1 | 0 | 0 | 0 | – | – | 0 | 0 | 0 | – | – | 0 | |
| TOTALS | | 56 | 17 | 56 | 678 | 12.1 | 35 | 6 | 0 | 0 | – | – | 0 | |

PLAYOFFS

| YEAR | TEAM | GP | GS | NO | RECEIVING | | | | ATT | YDS | RUSHING | | | |
|---------------|------|----------|----------|----------|-----------|------------|----------|----------|----------|----------|----------|----------|----------|----|
| | | | | | YDS | AVG | LG | TD | | | YDS | AVG | LG | TD |
| 2012 | SF | 3 | 0 | 0 | 0 | – | – | 0 | 0 | 0 | – | – | 0 | |
| 2013 | SF | 3 | 0 | 1 | 6 | 6.0 | 6 | 0 | 0 | 0 | – | – | 0 | |
| TOTALS | | 6 | 0 | 1 | 6 | 6.0 | 6 | 0 | 0 | 0 | – | – | 0 | |

Additional Statistics:

Special Teams Tackles – 2: 2016 (2)

Special Teams Forced Fumbles – 1: 2016 (1)

Fumbles – Lost – 3–1: 1–0 in 2013; 2–1 in 2016

Own Fumble Recoveries – 1: 1 in 2015

Milestones:

NFL Debut: at NYJ (9/30/12); **First Start:** at Sea. (9/15/13); **First Reception:** vs. Buf. (10/7/12 – 4–yd. pass from QB Alex Smith); **First TD Reception:** at NYG (10/11/15 – 5–yd. pass from QB Colin Kaepernick); **First Multi-TD Game:** vs. Atl. (11/8/15 – 2 TDs)

CELEK'S CAREER HIGHS

Receptions: 5 vs. Dal. (10/2/16); Postseason – 1 at GB (1/5/14)

Receiving Yards: 79 vs. Dal. (10/2/16); Postseason – 6 at GB (1/5/14)

Long Reception: 35 at Sea. (12/23/12); Postseason – 6 at GB (1/5/14)

TD Receptions: 2 vs. Atl. (11/8/15)

CELEK'S TRANSACTIONS

Originally signed as an undrafted free agent by SF on 5/4/12...Placed on the Reserve/Physically Unable To Perform List on 8/25/14...Activated from the Reserve/Physically Unable To Perform List on 11/27/14...Placed on the Injured Reserve List on 12/17/14...Re–signed with SF on a one–year contract on 3/12/15...Placed on the Injured Reserve List on 12/8/15...Signed a four–year contract extension through 2019 on 2/23/16.



ADRIAN COLBERT

38

DB » 6-2 » 205 » MIAMI

10.6.93 » MINERAL WELLS, TX » MINERAL WELLS HS, MINERAL WELLS, TX » ROOKIE » ACQUIRED D-7 IN '17

GOLDMINE

- Colbert overcame adversity at age 10 when he was living in Wichita Falls, TX. While racing a friend on his bike, Colbert ran a stop sign and was hit by a car, went through the windshield and suffered life-threatening injuries, falling into a coma for more than a week. His father, Adrian Sr., became motivated to make a change and moved them 90 miles south to Mineral Wells, TX, to escape from the gang environment that Adrian Sr., was apart of in Wichita Falls.
- After moving to Mineral Wells, Colbert didn't quite feel at home, but found additional support from the Clarke family, who treated him like a son of their own. Colbert was introduced to the family when he was approached by one of the three daughters in the family, Katy, asking if he needed a ride while walking the three miles home from school. He became part of their family, referring to them as parents and sisters, and even put his number in Mrs. Clarke's phone as 'Adrian - my adopted son.' "It made it easier for me to call [Mineral Wells] home," Colbert said. "Not only having my family, but a family that was already established here that loved me just like my family loved me."

COLBERT'S GOLDEN NUGGETS

- After spending four years (2012-15) and graduating from the University of Texas, Colbert transferred to the University of Miami to further his education and secured a final season of eligibility.
- Colbert has been an active volunteer in his communities. In previous years, he's volunteered for the Salvation Army and youth football camps in addition to working at concession stands at youth football games.
- In the spring of 2013 at Texas, Colbert was named a member of the Big 12 Commissioner's Honor Roll.

COLBERT'S GAME-BY-GAME

2017

| Date | Opp | W/L | P/S | Tot | Sol | Ast | Sk | Yds | Int | Yds | PD | FF | FR | Yds |
|---------------|--------|-----|-----|------------|----------|----------|----------|------------|------------|----------|----------|----------|----------|----------|
| Sep 10 | Car | L | 1/0 | 0 | 0 | 0 | 0.0 | 0.0 | 0 | 0 | 0 | 0 | 0 | 0 |
| Sep 17 | at Sea | | | | | | | | | | | | | |
| Sep 21 | LAR | | | | | | | | | | | | | |
| Oct 1 | at Arz | | | | | | | | | | | | | |
| Oct 8 | at Ind | | | | | | | | | | | | | |
| Oct 15 | at Was | | | | | | | | | | | | | |
| Oct 22 | Dal | | | | | | | | | | | | | |
| Oct 29 | at Phi | | | | | | | | | | | | | |
| Nov 5 | Arz | | | | | | | | | | | | | |
| Nov 12 | NYG | | | | | | | | | | | | | |
| Nov 26 | Sea | | | | | | | | | | | | | |
| Dec 3 | at Chi | | | | | | | | | | | | | |
| Dec 10 | at Hou | | | | | | | | | | | | | |
| Dec 17 | Ten | | | | | | | | | | | | | |
| Dec 24 | Jax | | | | | | | | | | | | | |
| Dec 31 | at LAR | | | | | | | | | | | | | |
| TOTALS | | | | 1/0 | 0 | 0 | 0 | 0.0 | 0.0 | 0 | 0 | 0 | 0 | 0 |

COLBERT'S CAREER STATISTICS

| YEAR | TEAM | GP | GS | TACKLES | | | | YDS | INTERCEPTIONS | | | | FUMBLES | | | |
|---------------|------|----------|----------|----------|----------|----------|------------|----------|---------------|----------|----------|----------|----------|----------|----------|----------|
| | | | | TOT | SOL | AST | SACKS | | INT | YDS | LG | TD | PD | FF | FR | YDS |
| 2017 | SF | 1 | 0 | 0 | 0 | 0 | 0.0 | 0 | 0 | - | 0 | 0 | 0 | 0 | 0 | 0 |
| TOTALS | | 1 | 0 | 0 | 0 | 0 | 0.0 | 0 | 0 | - | 0 | 0 | 0 | 0 | 0 | 0 |

Additional Statistics:

Special Teams Tackles – 1: 2017 (1)

Milestones:

NFL Debut: vs. Car. (9/10/17)

COLBERT'S TRANSACTIONS

Originally a 7th-round (229th overall) draft choice by SF in 2017.



XAVIER COOPER

96

DL » 6-4 » 300 » WASHINGTON STATE

11.30.91 » TACOMA, WA » WOODROW WILSON HS, TACOMA, WA » 3RD YEAR » ACQUIRED WAI IN '17 - CLE

GOLDMINE

- In June 2015, just a month after being drafted in the third round by the Cleveland Browns, Xavier Cooper returned to the classroom not as a student, but to speak with students at Notre Dame College and teach them the benefit of hard work, and never giving up. At age 15, Xavier was told he had a learning disability. He struggled in the classroom due to a deficiency in reading comprehension. Though he excelled on the football field, college coaches turned away from him due to poor grades. "You have to destroy what destroys you," said Cooper. "You have to overcome and chase your dream." The encouragement of a great support system included his parents Dawn & Louis Cooper, and Washington State Academic Advisor Heather Erwin. "He struggled at first," Erwin said. "We'd get into heated discussions and he'd say, 'I can't do all this.' But we kept at it." Cooper often tells his story to children, knowing he was in their shoes just a few years prior. Not able to receive a scholarship due to academics made him work that much harder to excel in the classroom. After attending Tacoma Community College, he was able to walk on at Washington State and four years later Xavier graduated with a degree in Criminal Justice. When asked how'd he do it, he replied "You have to have a support system and you have to apply yourself," he said. "If you apply yourself in anything, you can be successful."



- In 2015, Cooper joined Atlanta Falcons CB Desmond Trufant at Woodrow Wilson High School in Tacoma, WA to host the Inaugural Desmond Trufant Competition Camp. The purpose of the camp was not only to teach youth how to hone their skills on the field, but to teach them the benefits of competing throughout life. "I think the whole goal was to teach these guys there's no medal for second or third place. Whether its school, getting a job, or playing sports. You want to compete to be the best," said Cooper. Since the first annual camp in 2015, Cooper has been back to host the camp every year.



COOPER'S GOLDEN NUGGETS

- After being drafted by the Cleveland Browns, completed coursework at Washington State during the 2016 offseason.
- His father, Louis Cooper played defensive line at the University of Nebraska before spending time with the Baltimore Colts and Houston Oilers.

COOPER'S GAME-BY-GAME

2017

| Date | Opp | W/L | P/S | Tot | Sol | Ast | Sk | Yds | Int | Yds | PD | FF | FR | Yds |
|---------------|--------|-----|-----|-----|-----|-----|-----|-----|-----|-----|----|----|----|-----|
| Sep 10 | Car | L | 1/0 | 1 | 1 | 0 | 0.0 | 0.0 | 0 | 0 | 0 | 0 | 0 | 0 |
| Sep 17 | at Sea | | | | | | | | | | | | | |
| Sep 21 | LAR | | | | | | | | | | | | | |
| Oct 1 | at Arz | | | | | | | | | | | | | |
| Oct 8 | at Ind | | | | | | | | | | | | | |
| Oct 15 | at Was | | | | | | | | | | | | | |
| Oct 22 | Dal | | | | | | | | | | | | | |
| Oct 29 | at Phi | | | | | | | | | | | | | |
| Nov 5 | Arz | | | | | | | | | | | | | |
| Nov 12 | NYG | | | | | | | | | | | | | |
| Nov 26 | Sea | | | | | | | | | | | | | |
| Dec 3 | at Chi | | | | | | | | | | | | | |
| Dec 10 | at Hou | | | | | | | | | | | | | |
| Dec 17 | Ten | | | | | | | | | | | | | |
| Dec 24 | Jax | | | | | | | | | | | | | |
| Dec 31 | at LAR | | | | | | | | | | | | | |
| TOTALS | | | 1/0 | 1 | 1 | 0 | 0.0 | 0.0 | 0 | 0 | 0 | 0 | 0 | 0 |

COOPER'S CAREER STATISTICS

| YEAR | TEAM | GP | GS | TACKLES | | | | | INTERCEPTIONS | | | | | FUMBLES | | | |
|---------------|------|-----------|----------|-----------|-----------|-----------|------------|------------|---------------|----------|----------|----------|----------|----------|----------|----------|----------|
| | | | | TOT | SOL | AST | SACKS | YDS | INT | YDS | LG | TD | PD | FF | FR | YDS | |
| 2015 | CLE | 14 | 0 | 19 | 11 | 8 | 1.5 | 7.5 | 0 | 0 | – | 0 | 0 | 0 | 0 | 0 | 0 |
| 2016 | CLE | 13 | 2 | 20 | 11 | 9 | 0.0 | 0.0 | 0 | 0 | – | 0 | 0 | 0 | 0 | 0 | 0 |
| 2017 | SF | 1 | 0 | 1 | 1 | 0 | 0.0 | 0.0 | 0 | 0 | – | 0 | 0 | 0 | 0 | 0 | 0 |
| TOTALS | | 28 | 2 | 40 | 23 | 17 | 1.5 | 7.5 | 0 | 0 | – | 0 | 0 | 0 | 0 | 0 | 0 |

Milestones:

NFL Debut: vs. Oak. (9/27/15); **First Start:** vs. Bal. (9/18/16); **First Sack:** at SD (10/4/15 – QB Philip Rivers)

COOPER'S CAREER HIGHS

Total Tackles: 4 (3 times) Last at Cin. (10/23/16)

Assists: 3 at Sea. (12/20/15)

Solo: 4 at Phi. (9/11/16)

Sacks: 1.0 at SD (10/4/15)

COOPER'S TRANSACTIONS

Originally a 3rd-round (96th overall) draft choice by Cle. in 2015...Waived by Cle. on 9/2/17...Claimed off waivers by SF on 9/3/17.



BROCK COYLE

50

LB » 6-1 » 245 » MONTANA

10.12.90 » BOZEMAN, MT » BOZEMAN HS, BOZEMAN, MT » 4TH YEAR » ACQUIRED FA IN '17

GOLDMINE

- Founded The Brock Coyle Foundation, which provides financial assistance toward medical and travel costs for families with children suffering from serious medical conditions. Many rural based families are faced with undue hardship of substantial travel distance and expense to obtain the best medical care for their children. The Foundation supports families with financial assistance to cover medical-related travel costs from transportation, lodging and meals. More information on The Brock Coyle Foundation can be found at www.brockcoyle52.com.
- A once-promising ski racer in Bozeman, MT, Coyle was a Junior Olympian in the sport before focusing solely on football at the age of 16. Despite giving up the sport, he credits skiing with helping him on his journey from undrafted free agent to NFL regular. "It helped me in the game of football because it's such a high-pressure sport where you only have one chance to put everything together one time," said Coyle in 2014.

COYLE'S GOLDEN NUGGETS

- Founded The Brock Coyle Foundation to provide assistance to families with children suffering from serious medical conditions.
- Growing up, was one of the top ski racers in Bozeman, MT and competed in the Junior Olympics.

COYLE'S GAME-BY-GAME

2017

| Date | Opp | W/L | P/S | Tot | Sol | Ast | Sk | Yds | Int | Yds | PD | FF | FR | Yds |
|---------------|--------|-----|-----|-----|-----|-----|-----|-----|-----|-----|----|----|----|-----|
| Sep 10 | Car | L | 1/0 | 0 | 0 | 0 | 0.0 | 0.0 | 0 | 0 | 0 | 0 | 0 | 0 |
| Sep 17 | at Sea | | | | | | | | | | | | | |
| Sep 21 | LAR | | | | | | | | | | | | | |
| Oct 1 | at Arz | | | | | | | | | | | | | |
| Oct 8 | at Ind | | | | | | | | | | | | | |
| Oct 15 | at Was | | | | | | | | | | | | | |
| Oct 22 | Dal | | | | | | | | | | | | | |
| Oct 29 | at Phi | | | | | | | | | | | | | |
| Nov 5 | Arz | | | | | | | | | | | | | |
| Nov 12 | NYG | | | | | | | | | | | | | |
| Nov 26 | Sea | | | | | | | | | | | | | |
| Dec 3 | at Chi | | | | | | | | | | | | | |
| Dec 10 | at Hou | | | | | | | | | | | | | |
| Dec 17 | Ten | | | | | | | | | | | | | |
| Dec 24 | Jax | | | | | | | | | | | | | |
| Dec 31 | at LAR | | | | | | | | | | | | | |
| TOTALS | | | 1/0 | 0 | 0 | 0 | 0.0 | 0.0 | 0 | 0 | 0 | 0 | 0 | 0 |

COYLE'S CAREER STATISTICS

| YEAR | TEAM | GP | GS | TACKLES | | | SACKS | YDS | INT | YDS | INTERCEPTIONS | | | PD | FUMBLES | | |
|---------------|------|-----------|----------|-----------|-----------|-----------|------------|------------|----------|----------|---------------|----------|----------|----------|----------|----------|----------|
| | | | | TOT | SOL | AST | | | | | LG | TD | FF | | FR | YDS | |
| 2014 | SEA | 15 | 2 | 6 | 4 | 2 | 0.0 | 0.0 | 0 | 0 | – | 0 | 0 | 0 | 0 | 0 | 0 |
| 2015 | SEA | 8 | 0 | 3 | 2 | 1 | 0.0 | 0.0 | 0 | 0 | – | 0 | 0 | 0 | 0 | 0 | 0 |
| 2016 | SEA | 12 | 3 | 15 | 7 | 8 | 1.0 | 1.0 | 0 | 0 | – | 0 | 0 | 0 | 0 | 0 | 0 |
| 2017 | SF | 1 | 0 | 0 | 0 | 0 | 0.0 | 0.0 | 0 | 0 | – | 0 | 0 | 0 | 0 | 0 | 0 |
| TOTALS | | 36 | 5 | 24 | 13 | 11 | 1.0 | 1.0 | 0 | 0 | – | 0 | 0 | 0 | 0 | 0 | 0 |

PLAYOFFS

| YEAR | TEAM | GP | GS | TACKLES | | | SACKS | YDS | INT | YDS | INTERCEPTIONS | | | PD | FUMBLES | | |
|---------------|------|----------|----------|----------|----------|----------|------------|------------|----------|----------|---------------|----------|----------|----------|----------|----------|----------|
| | | | | TOT | SOL | AST | | | | | LG | TD | FF | | FR | YDS | |
| 2014 | SEA | 3 | 0 | 0 | 0 | 0 | 0.0 | 0.0 | 0 | 0 | – | 0 | 0 | 0 | 0 | 0 | 0 |
| 2015 | SEA | 2 | 0 | 0 | 0 | 0 | 0.0 | 0.0 | 0 | 0 | – | 0 | 0 | 0 | 0 | 0 | 0 |
| 2016 | SEA | 2 | 0 | 0 | 0 | 0 | 0.0 | 0.0 | 0 | 0 | – | 0 | 0 | 0 | 0 | 0 | 0 |
| TOTALS | | 7 | 0 | 0 | 0 | 0 | 0.0 | 0.0 | 0 | 0 | – | 0 | 0 | 0 | 0 | 0 | 0 |

Additional Statistics:

Special Teams Tackles: Regular Season – 10: 2014 (5); 2015 (3); 2016 (1); 2017 (1) **Postseason – 4:** 2014 (2); 2015 (1); 2016 (1)

Milestones:

NFL Debut: vs. GB (9/4/14); **First Career Start:** vs. Oak. (11/2/14); **First Sack:** vs. Buf. (11/7/16 – QB Tyrod Taylor)

COYLE'S CAREER HIGHS

Total Tackles: 8 vs. Buf. (11/7/16)

Assists: 4 vs. Buf. (11/7/16)

Solo: 4 vs. Buf. (11/7/16)

Sacks: 1.0 vs. Buf. (11/7/16)

COYLE'S TRANSACTIONS

Originally signed as an undrafted free agent by Sea. on 5/10/14...Placed on the Injured Reserve/Designated to Return List on 10/20/15...Activated from the Injured Reserve/Designated to Return List on 12/15...Signed a two-year deal with SF on 3/10/17.



ELVIS DUMERVIL

58

LB » 5-11 » 250 » LOUISVILLE

1.19.84 » MIAMI, FL » JACKSON HS, MIAMI, FL » 11TH YEAR » ACQUIRED FA IN '17

AWARDS & HONORS

- 2007:** AFC Defensive Player of the Week (Week 14)
- 2008:** AFC Defensive Player of the Week (Week 14)
- 2009:** AFC Pro Bowl, AP First-Team All-Pro, *ESPN.com* First-Team All-Pro, *The Sporting News* First-Team All-Pro, *Pro Football Weekly/PFWA* First-Team All-Pro, NFL Alumni Pass Rusher of the Year, Darrent Williams Good Guy Award from Denver media
- 2011:** AFC Pro Bowl, Broncos Ed Block Courage Award Recipient
- 2012:** AFC Pro Bowl
- 2014:** Pro Bowl, AP First-Team All-Pro, AFC Defensive Player of the Week (Week 14)
- 2015:** Pro Bowl



DUMERVIL'S GOLDEN NUGGETS

- His last name is pronounced DOOM-ur-ville.
- Since entering the NFL in 2006, Dumervil leads all active players with 31 multi-sack performances and ranks second with 99.0 total sacks.
- Won the Bronko Nagurski Award winner as the nation's top defensive player as a senior at Louisville in 2005. He was inducted into the Louisville Ring of Honor in November of 2015.
- Has been active in the community throughout his life in Miami (African American Group Foundation), Louisville (Second Chance Opportunity Center), Denver (Open Door Youth Gang Alternatives and American Group Home) and Baltimore (Helping Up Mission Coat Distribution) along with team initiatives.
- Was born to parents from Haiti and raised in "Little Haiti" in Miami, a transplant of the Caribbean culture.

CAREER HIGHLIGHTS

- Since entering the NFL in 2006, Dumervil's 99.0 career sacks ranks second among all active players. Additionally since entering the league, he has totaled 31 games with 1.5-or-more sacks, the most multiple-sack games among active players.

DUMERVIL'S GAME-BY-GAME

| 2017 | | | | | | | | | | | | | | |
|---------------|--------|-----|-----|-----|-----|-----|-----|-----|-----|-----|----|----|----|-----|
| Date | Opp | W/L | P/S | Tot | Sol | Ast | Sk | Yds | Int | Yds | PD | FF | FR | Yds |
| Sep 10 | Car | L | 1/0 | 0 | 0 | 0 | 0.0 | 0.0 | 0 | 0 | 0 | 0 | 0 | 0 |
| Sep 17 | at Sea | | | | | | | | | | | | | |
| Sep 21 | LAR | | | | | | | | | | | | | |
| Oct 1 | at Arz | | | | | | | | | | | | | |
| Oct 8 | at Ind | | | | | | | | | | | | | |
| Oct 15 | at Was | | | | | | | | | | | | | |
| Oct 22 | Dal | | | | | | | | | | | | | |
| Oct 29 | at Phi | | | | | | | | | | | | | |
| Nov 5 | Arz | | | | | | | | | | | | | |
| Nov 12 | NYG | | | | | | | | | | | | | |
| Nov 26 | Sea | | | | | | | | | | | | | |
| Dec 3 | at Chi | | | | | | | | | | | | | |
| Dec 10 | at Hou | | | | | | | | | | | | | |
| Dec 17 | Ten | | | | | | | | | | | | | |
| Dec 24 | Jax | | | | | | | | | | | | | |
| Dec 31 | at LAR | | | | | | | | | | | | | |
| TOTALS | | | | 1/0 | 0 | 0 | 0 | 0.0 | 0.0 | 0 | 0 | 0 | 0 | 0 |

MOST SACKS SINCE 2006, ACTIVE PLAYERS

| Player | Sacks |
|--------------------------|-------------|
| 1. Julius Peppers | 103.5 |
| 2. Elvis Dumervil | 99.0 |
| 3. Tamba Hali | 89.5 |
| 4. Terrell Suggs | 86.0 |
| 5. Cameron Wake | 81.5 |

MOST MULTI-SACK GAMES SINCE 2006 (ACTIVE)

| Player | Games |
|--------------------------|-----------|
| 1. Elvis Dumervil | 31 |
| 2. Julius Peppers | 25 |
| 3. J.J. Watt | 24 |
| 4t. Cameron Wake | 20 |
| Tamba Hali | 20 |

- As a member of the Baltimore Ravens in 2014, Dumervil established with Ravens single-season sack record by tying his career high of 17.0 sacks, surpassing the mark set by LB Peter Boulware in 2001 (15.0 sacks).

- As a member of the Denver Broncos in 2009, Dumervil led the NFL and established the Broncos franchise record with a career-high 17.0 sacks (since broken by LB Von Miller - 18.5 in 2012), eclipsing the previous record set by LB Simon Fletcher (16.0 sacks) in 1992. He was the Broncos sack leader in four of his six playing seasons in Denver and the first player in Broncos history to lead the NFL in sacks.

MOST SACKS, 2009 SEASON

| Player | Sacks |
|---------------------------------|-------------|
| 1. Elvis Dumervil (Den.) | 17.0 |
| 2. Jared Allen (Min.) | 14.5 |
| 3t. LaMarr Woodley (Pit.) | 13.5 |
| Dwight Freeney (Ind.) | 13.5 |
| 5. Will Smith (NO) | 13.0 |

- With an NFL-best 17.0 sacks in 2009, Dumervil joined DE Dwight Freeney as one of two players to win a sack title at both the NCAA-FBS and NFL levels.
- With Denver, recorded a career-high and Denver franchise record 4.0 sacks at Cle. (9/20/09), taking down Browns QB Brady Quinn four times.

GOLDMINE

- In 2016, Dumervil partnered with New Story, a San Francisco non-profit, to pledge the funding for the building of 58 new homes in areas of Haiti recovering from the 2010 earthquake. "It was a special experience to give back and visit where my family is from," he said. "Watching families move in after being homeless for six-plus years was incredible." As one of more than 50 NFL players of Haitian descent or were Haitian born, Dumervil plans to expand the community to over 250 homes funded by NFL players and corporate partners.



- Throughout his career in Denver, Dumervil worked with, made appearances at and helped fundraise for Open Door Youth Gang Alternatives, the oldest anti-gang program in the Denver Metropolitan Area. He spoke to and encouraged children to follow their dreams with discipline and focus while maintaining a caring and respectful attitude towards others. Dumervil acted as a celebrity bartender at a Denver bar with tips and proceeds benefitting the program. "I used to be one of these kids coming to the park and trying to do some after school programs to stay [off] the streets and stay out of trouble. So I think this is just a great deal. I think a place like this, an atmosphere, this time of brother-sisterhood can help kids at this age prosper."

DUMERVIL'S CAREER STATISTICS

| YEAR | TEAM | GP | GS | TACKLES | | | | | YDS | INTERCEPTIONS | | | | | FUMBLES | | |
|---------------|------|------------|-----------|------------|----------------------------|------------|-------------|--------------|----------|---------------|-----------|----------|-----------|-----------|-----------|-----------|--|
| | | | | TOT | SOL | AST | SACKS | INT | | YDS | LG | TD | PD | FF | FR | YDS | |
| 2006 | DEN | 13 | 0 | 19 | 15 | 4 | 8.5 | 56.5 | 0 | 0 | – | 0 | 1 | 1 | 3 | 13 | |
| 2007 | DEN | 16 | 16 | 56 | 43 | 13 | 12.5 | 62.5 | 1 | 27 | 27 | 0 | 4 | 4 | 3 | 0 | |
| 2008 | DEN | 16 | 15 | 44 | 30 | 14 | 5.0 | 35.0 | 0 | 0 | – | 0 | 0 | 1 | 1 | 0 | |
| 2009 | DEN | 16 | 14 | 49 | 42 | 7 | 17.0 | 88.5 | 0 | 0 | – | 0 | 3 | 4 | 1 | 0 | |
| 2010 | DEN | – | – | – | INJURED RESERVE (Pectoral) | | | – | – | – | – | – | – | – | – | – | |
| 2011 | DEN | 14 | 14 | 42 | 31 | 11 | 9.5 | 63.0 | 0 | 0 | – | 0 | 1 | 0 | 1 | 0 | |
| 2012 | DEN | 16 | 16 | 54 | 32 | 22 | 11.0 | 83.0 | 0 | 0 | – | 0 | 1 | 6 | 0 | 0 | |
| 2013 | BAL | 15 | 3 | 31 | 18 | 13 | 9.5 | 64.0 | 0 | 0 | – | 0 | 2 | 2 | 0 | 0 | |
| 2014 | BAL | 16 | 2 | 35 | 24 | 11 | 17.0 | 127.5 | 0 | 0 | – | 0 | 1 | 2 | 1 | 0 | |
| 2015 | BAL | 16 | 16 | 48 | 29 | 19 | 6.0 | 33.0 | 0 | 0 | – | 0 | 1 | 1 | 2 | 0 | |
| 2016 | BAL | 8 | 3 | 11 | 9 | 2 | 3.0 | 24.0 | 0 | 0 | – | 0 | 0 | 2 | 1 | 0 | |
| 2017 | SF | 1 | 0 | 0 | 0 | 0 | 0.0 | 0.0 | 0 | 0 | – | 0 | 0 | 0 | 0 | 0 | |
| TOTALS | | 147 | 99 | 389 | 273 | 116 | 99.0 | 637.0 | 1 | 27 | 27 | 0 | 14 | 23 | 13 | 13 | |

PLAYOFFS

| YEAR | TEAM | GP | GS | TACKLES | | | | | YDS | INTERCEPTIONS | | | | | FUMBLES | | |
|---------------|------|----------|----------|----------|----------|----------|------------|-------------|----------|---------------|----------|----------|----------|----------|----------|----------|--|
| | | | | TOT | SOL | AST | SACKS | INT | | YDS | LG | TD | PD | FF | FR | YDS | |
| 2011 | DEN | 2 | 2 | 3 | 2 | 1 | 1.0 | 11.0 | 0 | 0 | – | 0 | 0 | 1 | 0 | 0 | |
| 2012 | DEN | 1 | 1 | 3 | 2 | 1 | 0.5 | 3.5 | 0 | 0 | – | 0 | 0 | 0 | 0 | 0 | |
| 2014 | BAL | 2 | 0 | 3 | 3 | 0 | 2.0 | 18.0 | 0 | 0 | – | 0 | 0 | 0 | 0 | 0 | |
| TOTALS | | 5 | 3 | 9 | 7 | 2 | 3.5 | 32.5 | 0 | 0 | – | 0 | 0 | 1 | 0 | 0 | |

Milestones:

NFL Debut: vs. Bal. (10/9/06); **First Start:** at Buf. (9/7/07); **First Sack:** vs. Oak. (10/15/06 – QB Andrew Walter); **First INT:** at Buf. (9/9/07 – QB J.P. Losman); **First FF:** vs. Cin. (12/24/06 – QB Carson Palmer); **First FR:** at Cle. (10/22/06 – RB Reuben Droughns); **First Multi-Sack Game:** vs. Oak. (10/15/06 – 2.0; QB Andrew Walter); **Multi-Sack Games:** 31, Last at Cle. (11/30/15 – 1.5; QB Josh McCown & QB Austin Davis)

DUMERVIL'S CAREER HIGHS

Total Tackles: Regular Season – 8 (2 times) Last vs. KC (1/1/12); Postseason – 3 (2 times) Last at Pit. (1/3/15)
Solo: Regular Season – 7 vs. Cle (9/20/09); Postseason – 3 at Pit. (1/3/15)
Assists: Regular Season – 7 at NE (10/7/12); Postseason – 1 (2 times) Last vs. Bal. (1/2/13)
Sacks: Regular Season – 4.0 vs. Cle (9/20/09); Postseason – 2.0 at Pit. (1/3/15)

Interceptions: Regular Season – 1 at Buf. (9/9/07)
Passes Defensed: Regular Season – 1 (14 times) Last vs. Jax. (11/15/15)
Forced Fumbles: Regular Season – 2 (2 times) Last vs. GB (10/13/13); Postseason – 1 vs. Pit. (1/8/12)
Fumble Recoveries: Regular Season – 2 vs. Min. (12/30/07)

DUMERVIL'S TRANSACTIONS

Originally a 4th-round (126th overall) draft choice by Den. in 2006...Re-signed with Den. on a one-year deal on 5/18/10...Signed a six-year extension with Den. on 7/23/10...Placed on the Injured Reserve List on 9/4/10...Released by Den. on 3/15/13...Signed a five-year deal with Bal. on 3/26/13...Released by Bal. on 3/8/17...Signed a two-year deal with SF on 6/5/17.



REUBEN FOSTER

56

LB » 6-1 » 228 » ALABAMA

44.94 » AUBURN, AL » AUBURN HS, AUBURN, AL » ROOKIE » ACQUIRED D-1B IN '17

GOLDMINE

- Foster's positive attitude and commitment to excellence have long been noticed by teammates and coaches. Former Alabama defensive coordinator and current Georgia head coach Kirby Smart lauded Foster's ability, saying, "When you have a guy who's really talented and he's coachable, it's kind of why we do this as coaches because you get to enjoy being around a kid who's grown up a lot in the last three years. So I've really enjoyed coaching him."
- Foster earned his degree from Alabama in human environmental science. He was one of 16 football players to graduate in the December 2016 ceremonies before taking on Washington in the College Football Playoff. Foster became the first member of his family to earn a college degree.



- Foster credits joining the fraternity, Omega Psi Phi, in the spring of 2015 as the turning point in his college career. Foster said at the time, "It really helped me lock in. I've matured a lot. I just slowed down and got my life together."

FOSTER'S GOLDEN NUGGETS

- Named the 2016 Butkus Award Winner, presented annually to the nation's top linebacker at the college level.
- Despite attending the University of Alabama, has a tattoo of Auburn University's letters on his arm as a tribute to his cousin, Ladarious Phillips, who passed away in 2012. Growing up in Auburn, AL, the two had always dreamed of playing football together.

FOSTER'S GAME-BY-GAME

2017

| Date | Opp | W/L | P/S | Tot | Sol | Ast | Sk | Yds | Int | Yds | PD | FF | FR | Yds |
|---------------|--------|-----|-----|-----|-----|-----|-----|-----|-----|-----|----|----|----|-----|
| Sep 10 | Car | L | 1/1 | 3 | 3 | 0 | 0.0 | 0.0 | 0 | 0 | 1 | 0 | 0 | 0 |
| Sep 17 | at Sea | | | | | | | | | | | | | |
| Sep 21 | LAR | | | | | | | | | | | | | |
| Oct 1 | at Arz | | | | | | | | | | | | | |
| Oct 8 | at Ind | | | | | | | | | | | | | |
| Oct 15 | at Was | | | | | | | | | | | | | |
| Oct 22 | Dal | | | | | | | | | | | | | |
| Oct 29 | at Phi | | | | | | | | | | | | | |
| Nov 5 | Arz | | | | | | | | | | | | | |
| Nov 12 | NYG | | | | | | | | | | | | | |
| Nov 26 | Sea | | | | | | | | | | | | | |
| Dec 3 | at Chi | | | | | | | | | | | | | |
| Dec 10 | at Hou | | | | | | | | | | | | | |
| Dec 17 | Ten | | | | | | | | | | | | | |
| Dec 24 | Jax | | | | | | | | | | | | | |
| Dec 31 | at LAR | | | | | | | | | | | | | |
| TOTALS | | | 1/1 | 3 | 3 | 0 | 0.0 | 0.0 | 0 | 0 | 1 | 0 | 0 | 0 |

FOSTER'S CAREER STATISTICS

| YEAR | TEAM | GP | GS | TACKLES | | | | YDS | INT | YDS | INTERCEPTIONS | | PD | FUMBLES | | |
|---------------|------|----------|----------|----------|----------|----------|------------|------------|----------|----------|---------------|----------|----------|----------|----------|----------|
| | | | | TOT | SOL | AST | SACKS | | | | LG | TD | | FF | FR | YDS |
| 2017 | SF | 1 | 1 | 3 | 3 | 0 | 0.0 | 0.0 | 0 | 0 | - | 0 | 1 | 0 | 0 | 0 |
| TOTALS | | 1 | 1 | 3 | 3 | 0 | 0.0 | 0.0 | 0 | 0 | - | 0 | 1 | 0 | 0 | 0 |

Milestones:

NFL Debut: vs. Car. (9/10/17); **First Start:** vs. Car. (9/10/17)

FOSTER'S CAREER HIGHS

Total Tackles: 3 vs. Car. (9/10/17)

Passes Defensed: 1 vs. Car. (9/10/17)

Solo: 3 vs. Car. (9/10/17)

FOSTER'S TRANSACTIONS

Originally the second of two 1st-round (31st overall) draft choices by SF in 2017.



BRANDON FUSCO

63

OL » 6-4 » 306 » SLIPPERY ROCK

7.26.88 » HARMONY, PA » SENECA VALLEY HS, HARMONY, PA » 7TH YEAR » ACQUIRED FA IN '17

GOLDMINE

- Fusco ended his college career as one of the most decorated players in Slippery Rock school history. In 2016, he was recognized by the University in a ceremony in which his jersey number (74) was retired, becoming just the third player in program history to earn the honor. Fusco was the first player from Slippery Rock history to be invited to the NFL Scouting Combine and play in the Senior Bowl. As a redshirt senior in 2010, he was named the winner of the Gene Upshaw Award, given to the top Division II offensive lineman, and the Rimington Award, given to the top center in Division II. In 2011, he became the highest player drafted in school history (6th round - 172nd overall) and the first SRU player since 1989 to make an NFL roster when he was included on the Vikings 53-man roster.

FUSCO'S GOLDEN NUGGETS

- His last name is pronounced FUH-skough.
- As one of the most decorated players in Slippery Rock school history, Fusco had his #74 jersey retired in the spring of 2016 and was inducted into the SRU Hall of Fame.
- Was high school teammates with Green Bay Packers T Don Barclay as the two remain close friends.
- An active member of the community during his time with the Vikings, Fusco helped teach kids about outdoor activities and fishing at the annual Lake Minnetonka Crappie Contest in 2013.



FUSCO'S CAREER STATISTICS

GAMES/STARTS – 68/65: 2011 (3/0); 2012 (16/16); 2013 (15/15); 2014 (3/3); 2015 (16/16); 2016 (14/14); 2017 (1/1)

POSTSEASON GAMES/STARTS – 2/2: 2012 (1/1); 2015 (1/1)

Milestones:

NFL Debut: vs. GB (10/23/11); **First Start:** vs. Jax. (9/9/12)

FUSCO'S TRANSACTIONS

Originally a 6th-round (172nd overall) draft choice by Min. in 2011...Signed a five-year extension through 2019 with Min. on 9/6/14...Placed on the Injured Reserve List on 9/24/14...Released by Min. on 2/10/17...Signed a one-year deal with SF on 5/2/17.



PIERRE GARÇON

15

WR » 6-0 » 211 » MOUNT UNION

8.8.86 » WEST PALM BEACH, FL » JOHN I. LEONARD HS, GREENACRES, FL » 10TH YEAR » ACQUIRED FA IN '17

AWARDS & HONORS

2013: USA Today All-Joe Team

2016: Washington Redskins Walter Payton Man of the Year

CAREER HIGHLIGHTS


- In 2013, as a member of the Washington Redskins, led the NFL and set the single-season franchise record with 113 receipts. That season, he became the third player since the adoption of the 16-game schedule in 1978 to register 5-or-more receipts. in every game [WR Jimmy Smith (Jax. - 2001) and WR Antonio Brown (Pit. - 2013)].

MOST RECEPTS. IN REDSKINS HISTORY (SINGLE SEASON)

| Player | Year | Receipts. |
|----------------------|-------------|------------|
| Pierre Garçon | 2013 | 113 |
| Art Monk | 1984 | 106 |
| Santana Moss | 2010 | 93 |

- As a member of the Indianapolis Colts, recorded 11 receipts. for 151 yds. and 1 TD vs. NYJ (1/24/10 - AFC - C). It marked the 4th highest single-game rec. yd. total in Colts postseason history. He is 1 of 6 players in Colts postseason history to registered 10-or-more receipts. in a single playoff game.

GARÇON'S GOLDEN NUGGETS

- His last name is pronounced gar-SAUN.
- Founded the Pierre Garçon Helping Hands Foundation in 2010 to provide resources for Haitians affected by the January 2010 earthquake. The Foundation aims to provide education and sustainability to the people of Haiti and those in his hometown.
 
- In 2016, was named the Washington Redskins Walter Payton Man of the Year for his on-field performance and dedication to helping the DC-area community.
- Spent two seasons (2012-13) with current 49ers head coach Kyle Shanahan, when he was the offensive coordinator of the Washington Redskins.
- In 2013, he led the NFL and set the Redskins' single-season franchise record with 113 receipts. while becoming the third player since the adoption of the 16-game schedule in 1978 to register 5-or-more receipts. in every game.

GARÇON'S GAME-BY-GAME

2017

| Date | Opp | W/L | P/S | Rec | Yds | Avg | Lg | TD |
|---------------|--------|-----|------------|----------|-----------|-------------|-----------|----------|
| Sep 10 | Car | L | 1/1 | 6 | 81 | 13.5 | 22 | 0 |
| Sep 17 | at Sea | | | | | | | |
| Sep 21 | LAR | | | | | | | |
| Oct 1 | at Arz | | | | | | | |
| Oct 8 | at Ind | | | | | | | |
| Oct 15 | at Was | | | | | | | |
| Oct 22 | Dal | | | | | | | |
| Oct 29 | at Phi | | | | | | | |
| Nov 5 | Arz | | | | | | | |
| Nov 12 | NYG | | | | | | | |
| Nov 26 | Sea | | | | | | | |
| Dec 3 | at Chi | | | | | | | |
| Dec 10 | at Hou | | | | | | | |
| Dec 17 | Ten | | | | | | | |
| Dec 24 | Jax | | | | | | | |
| Dec 31 | at LAR | | | | | | | |
| TOTALS | | | 1/1 | 6 | 81 | 13.5 | 22 | 0 |

GOLDMINE

- After Hurricane Irma forged its path through the Caribbean, Haiti suffered major flooding issues throughout the island. In an effort to assist his region, Garçon designed a t-shirt that is being sold on his website (<https://www.pierregarcon15.com/products/mens-haitian-strength>) with all proceeds being donated to a Haiti relief fund.



- A little more than two months into his tenure as a member of the 49ers, Garçon dove right into community work in the Bay Area, participating in multiple events. In partnership with “Super Baskets of Hope,” Garçon, along with teammates QB Brian Hoyer and RB Carlos Hyde, distributed baskets and totes filled with toys, educational materials, games, craft items, music, stuffed animals, gift cards, and more to hospitalized children and their families at a local Bay Area Hospital. Parents were given a Basket of Hope, donated by Vera Bradley, filled with items to nourish them physically, mentally, emotionally, and spiritually. Garçon spent time with the children and their families while delivering the gift baskets in an effort to spread joy and inspiration during a difficult time.



- Founded the Pierre Garçon Helping Hands Foundation in June of 2010, when Haiti was rocked by a devastating earthquake. The Foundation’s mission is to, “Bring enduring education, health and community programs to the people of Haiti and to provide long-term sustainable initiatives that will continue to positively influence the lives of Haitians.” In 2016, Garçon, as a part of his foundation, visited Haiti with former teammate Ricky Jean Francois to deliver medical supplies to help the recovery from Hurricane Matthew. The Pierre Garçon Helping Hands Foundation can be found at PierreGarcon15.com.
- Garçon has taken an unusual path to reach his NFL dream. His family hails from Leogene, Haiti, a town near Port au Prince, and his parents emigrated to the United States before he was born. Garçon was born in Carmel, NY, and moved to Greenacres, FL, when he was young. He began his college career at Norwich University in Northfield, VT before transferring to Mount Union University, where he helped the Purple Raiders win two Division III National Championships. Garçon was drafted by the Indianapolis Colts in the 6th round (205th overall) in the 2008 NFL Draft.
- In April of 2016, Garçon donated \$10,000 in scholarships to four graduating seniors from his alma mater, John I. Leonard High School, who were selected for demonstrating growth and improvement both academically and socially.



GARÇON'S CAREER STATISTICS

| YEAR | TEAM | GP | GS | NO | RECEIVING | | | | ATT | RUSHING | | | |
|---------------|------|------------|------------|------------|--------------|-------------|------------|-----------|-----------|-----------|------------|-----------|----------|
| | | | | | YDS | AVG | LG | TD | | YDS | AVG | LG | TD |
| 2008 | IND | 14 | 0 | 4 | 23 | 5.8 | 12 | 0 | 0 | 0 | – | – | 0 |
| 2009 | IND | 14 | 13 | 47 | 765 | 16.3 | 66 | 4 | 2 | 10 | 5.0 | 17 | 0 |
| 2010 | IND | 14 | 14 | 67 | 784 | 11.7 | 57t | 6 | 2 | 6 | 3.0 | 11 | 0 |
| 2011 | IND | 16 | 16 | 70 | 947 | 13.5 | 87t | 6 | 4 | 28 | 7.0 | 18 | 0 |
| 2012 | WAS | 10 | 10 | 44 | 633 | 14.4 | 88t | 4 | 2 | 9 | 4.5 | 7 | 0 |
| 2013 | WAS | 16 | 16 | 113 | 1,346 | 11.9 | 53t | 5 | 2 | 19 | 9.5 | 10 | 0 |
| 2014 | WAS | 16 | 14 | 68 | 752 | 11.1 | 70t | 3 | 0 | 0 | – | – | 0 |
| 2015 | WAS | 16 | 16 | 72 | 777 | 10.8 | 39t | 6 | 0 | 0 | – | – | 0 |
| 2016 | WAS | 16 | 16 | 79 | 1,041 | 13.2 | 70t | 3 | 0 | 0 | – | – | 0 |
| 2017 | SF | 1 | 1 | 6 | 81 | 13.5 | 22 | 0 | 0 | 0 | – | – | 0 |
| TOTALS | | 133 | 116 | 570 | 7,149 | 12.5 | 88t | 37 | 12 | 72 | 6.0 | 18 | 0 |

PLAYOFFS

| YEAR | TEAM | GP | GS | NO | RECEIVING | | | | ATT | RUSHING | | | |
|---------------|------|----------|----------|-----------|------------|-------------|------------|----------|----------|----------|----------|----------|----------|
| | | | | | YDS | AVG | LG | TD | | YDS | AVG | LG | TD |
| 2009 | IND | 3 | 3 | 21 | 251 | 12.0 | 36 | 2 | 0 | 0 | – | – | 0 |
| 2010 | IND | 1 | 1 | 5 | 112 | 22.4 | 57t | 1 | 0 | 0 | – | – | 0 |
| 2012 | WAS | 1 | 1 | 4 | 50 | 12.5 | 30 | 0 | 0 | 0 | – | – | 0 |
| 2015 | WAS | 1 | 1 | 5 | 70 | 14.0 | 21 | 0 | 0 | 0 | – | – | 0 |
| TOTALS | | 6 | 6 | 35 | 483 | 13.8 | 57t | 3 | 0 | 0 | – | – | 0 |

Additional Statistics:

Fumbles – Lost – 4 – 3: 1–0 in 2009; 2–2 in 2011; 1–1 in 2013

Passing – 1–0–0–0–0 TDs: 2014 (1–0–0–0–0 TDs)

Kick Returns – 22: 2008 (22)

Kick Return Yards – 475: 2008 (475)

Punt Returns – 17: 2008 (1); 2011 (16)

Punt Return Yards – 49: 2008 (5); 2011 (44)

Milestones:

NFL Debut: at Min. (9/14/08); **First Start:** at Mia. (9/21/10); **100th Start:** vs. Pit. (9/12/16); **First Reception:** at Pit. (11/9/08 – 2–yd. pass from QB Peyton Manning); **First TD Reception:** at Mia. (9/21/10 – 48–yd. TD pass from QB Peyton Manning); **100–yd. Games:** 15, Last vs. GB (11/20/16 – 116 yds.); **Reached 1,000 rec. yds:** at Was. (10/17/10 – 57–yd. TD pass from QB Peyton Manning); **Reached 2,000 rec. yds:** at Cin. (10/16/11 – 11–yd. pass from QB Curtis Painter); **Reached 3,000 rec. yds:** at Cle. (12/16/12 – 15–yd. pass from QB Kirk Cousins); **Reached 4,000 rec. yds:** at Phi. (11/17/13 – 17–yd. pass from QB Robert Griffin III); **Reached 5,000 rec. yds:** at Ind. (11/30/14 – 5–yd. pass from QB Colt McCoy); **Reached 6,000 rec. yds:** at Dal. (1/3/16 – 39–yd. TD pass from QB Kirk Cousins); **Reached 7,000 rec. yds:** vs. NYG (1/1/17 – 23–yd. pass from QB Kirk Cousins)

GARÇON'S CAREER HIGHS

Receptions: Regular Season – 11 (2 times) Last at Phi. (9/21/14);
Postseason – 11 vs. NYJ (1/24/10)

Receiving Yards: Regular Season – 172 vs. SD (11/3/13); Postseason –
151 vs. NYJ (1/24/10)

Receiving TDs: Regular Season – 2 (4 times) Last at NE (12/4/11);
Postseason – 1 (3 times) Last vs. NYJ (1/8/11)

Long Reception: Regular Season – 88t at NO (9/9/12); Postseason – 57t
vs. NYJ (1/8/10)

Rushes: 1 (12 times) Last at Phi. (11/17/13)

Rushing Yards: 18 vs. Jax. (11/13/11)

Long Rush: 18 vs. Jax. (11/13/11)

GARÇON'S TRANSACTIONS

Originally a 6th–round (205th overall) draft choice by Ind. in 2008...Signed a five–year deal with Was. through 2016 on 3/13/12...Signed a five–year deal with SF on 3/10/17.



JOSHUA GARNETT

65

6 » 6-5 » 321 » STANFORD

2.21.94 » PUYALLUP, WA » PUYALLUP HS, PUYALLUP, WA » 2ND YEAR » ACQUIRED D-1B IN '16

GOLDMINE

- In April of 2017, Garnett, along with fellow 49ers teammates, attended the Seventh Annual Prom at UCSF Benioff Children's Hospital San Francisco in Mission Bay, with over 200 teen patients and their friends. He enjoyed a "Masquerade Ball" with photo booths, music, dancing, dining and more. This special evening allowed patients to participate in a milestone that they may miss as a result of diagnosis or treatment. The children were decked out in prom fashions and left the event with a sweatshirt hoodie and a professional prom photo.




- At Stanford, Garnett majored in human biology with the goal of becoming a trauma surgeon after his NFL career is over. He has already shadowed staff in an ER, further fueling his interest, during which he says he got a better sense of the adrenaline and the way an emergency department works together. "I'm drawn to help someone that could be on the brink of death," Garnett said. "I'm a guy who can handle the gore and I feel like I have the aptitude where I can make a difference for people."

GARNETT'S GOLDEN NUGGETS

- Was teammates for two seasons (2014-15) with 49ers 2017 first-round selection (3rd overall), DL Solomon Thomas at Stanford.
- Garnett's father, Scott, spent three seasons in the NFL (1984-85, 1987) and played for the 49ers during the 1985 season.
- At Stanford, Garnett majored in human biology with the goal of becoming a trauma surgeon after his NFL career is over.
- As a senior at Stanford (2015), was the recipient of the Outland Trophy as the nation's most outstanding lineman and the Morris Trophy Award, a prestigious honor voted on by opposing Pac-12 defensive linemen.

GOLDMINE (CONTINUED)

- Garnett's father, Scott (pictured right), played collegiately at the University of Washington and was drafted in the eighth round (218th overall) by the Denver Broncos in the 1984 NFL Draft. He spent three seasons in the NFL (1984-85, 1987) and played in three games for the 49ers during the 1985 season.



- Garnett likes to listen to hip-hop and rap music during his free time but when it comes to preparing for a football game, he listens to heavy metal bands such as Rage Against the Machine and Metallica. "I like to get to a different place and get amped up before the games. It's interesting because I don't listen to it outside of football pregame. So, it really gets me in the moment for the game and my body kind of knows, 'We're listening to this music, it's game time.'"

GARNETT'S CAREER STATISTICS

GAMES/STARTS – 15/11: 2016 (15/11)

Additional Statistics:

Own Fumble Recoveries – 3: 2016 (3)

Milestones:

NFL Debut: at Car. (9/18/16); **First Start:** at Buf. (10/16/16)

GARNETT'S TRANSACTIONS

Originally the second of two 1st-round (28th overall) draft choices by SF in 2016...Placed on the Injured Reserve List on 9/2/17.



JIMMIE GILBERT

47

LB » 6-5 » 230 » COLORADO

11.9.94 » COLLEGE STATION, TX » A&M CONSOLIDATED HS, COLLEGE STATION, TX » ROOKIE » ACQUIRED FA IN '17

GOLDMINE

- After being selected to play in the 2017 East-West Shrine Game in St. Petersburg, FL, Gilbert and nearly 100 Shrine Game players drove to Tampa, FL to visit Shriners Hospitals for Children. Shriners provides specialized care to children with orthopedic conditions, burns, and spinal cord injuries. Gilbert and his teammates were honored to spend a day with patients, reading and writing with them as well as playing numerous games. Immediately afterwards, Gilbert put up a picture on his Instagram saying he had a great experience getting to know the children and was glad he got to spend time with the kids. Shriners Hospitals said it was the children's favorite day of the year.



GILBERT'S GOLDEN NUGGETS

- Was named Third-Team All-America by the Associated Press in 2016 after finishing 24th in Division I in sacks (10.5) and 3rd in FF (6).
- His father, Jimmie Sr., played college basketball at Texas A&M from 1983-86 where he was named to the All-Southwest Conference Newcomer Team in 1983. He was also selected by the Chicago Bulls in the fifth round of the 1986 NBA Draft and also played professionally overseas.

COLLEGE

Appeared in 51 games (27 starts) during his four-year career at Colorado. Registered 147 tackles, 30.5 TFLs, 20.0 sacks and 8 FFs. As a senior in 2016, started all 14 games and registered 51 tackles, 14.0 TFLs, 10.5 sacks and 6 FFs to earn First-Team All-Pac-12 honors. In 2015, saw action in 13 games (3 starts) as a junior and totaled 47 tackles, 8.0 TFLs, 6.0 sacks and 1 FF. Appeared in 12 games (9 starts) as a sophomore in 2014, recording 38 tackles, 6.5 TFLs, 2.5 sacks and 1 FF. In 2013, saw action in 12 games (1 start) as a freshman and notched 11 tackles, 2.0 TFLs, 1.0 sack and 1 FF.

PERSONAL

- Attended A&M Consolidated (College Station, TX) HS, where he totaled 78 tackles, 25.0 TFLs and 10.0 sacks as a senior to earn first-team All-District 14-5A honors.
- Born 11/9/94 in College Station, TX to Jimmie Sr. and Nelda.
- Graduated in 2017 with a degree in sociology.

INJURY REPORT

2017: Placed on the Injured Reserve List on 8/1 with a knee injury.

GILBERT'S CAREER STATISTICS

| YEAR | TEAM | GP | GS | TACKLES | | | | YDS | INT | INTERCEPTIONS | | | FUMBLES | | | |
|---------------|------|----|----|---------|-----|-----|-------|-----|-----|---------------|----|----|---------|----|----|-----|
| | | | | TOT | SOL | AST | SACKS | | | YDS | LG | TD | PD | FF | FR | YDS |
| 2017 | SF | - | - | - | - | - | - | - | - | - | - | - | - | - | - | - |
| TOTALS | | - | - | - | - | - | - | - | - | - | - | - | - | - | - | - |

GILBERT'S TRANSACTIONS

Originally signed as an undrafted free agent by SF on 5/4/17...Waived/Injured by SF on 7/31/17...Placed on the Injured Reserve List on 8/1/17.



GARRY GILLIAM

76

OL » 6-5 » 315 » PENN STATE

11.26.90 » HERSHEY, PA » MILTON HERSHEY SCHOOL, HERSHEY, PA » 4TH YEAR » ACQUIRED RFA IN '17 - SEA

GOLDMINE

- Growing up in a troubled neighborhood in Harrisburg, PA, Gilliam's mother, Vene Shifflett, enrolled second-grade Garry into Milton Hershey School, a private, cost-free boarding school. Shifflett, along with Garry's brother, Victor, moved to Chambersburg, PA, as Victor was struggling with a combination of cerebral palsy and four kinds of congenital heart defects in an attempt to seek better care. Gilliam struggled to fit in with host families as he missed everything he knew. For three years, he found the right match as he lived with wrestling coach and gym teacher, Jimmy Taylor, and his wife and their young son and daughter whom he played with, cooked meals for and helped clean the house with.
- Gilliam often visits Milton Hershey School, speaking to students about perseverance through adversity and sharing the story of his upbringing. Part of his message is to, "Do your work. Be respectful to your elders and classmates."
- During the 2015 offseason, Gilliam, along with teammates, took part in a job shadow program at Starbucks headquarters to learn more about the company's operations. The players spent several days following Starbucks global communications, global digital marketing and partner communications and engagement teams. The program looked to explain post-football opportunities.



GILLIAM'S GOLDEN NUGGETS

- His last name is pronounced GILL-yum.
- Helped the Seahawks start the third-largest come-from-behind victory in Championship Game history as a rookie in 2014, registering a 19-yd. TD receipt. on a fake FGA vs. GB (1/18/15 - NFC - C). He caught a Seahawks P Jon Ryan pass in the 3rd Qtr. with the Seahawks trailing 16-0.
- While at Penn State, Gilliam transitioned from tight end to offensive tackle prior to the 2013 season. In order to make the transition, he added around 30 pounds to his 6'6" frame during offseason workouts.
- Gilliam has many interests off the football field, which includes watching informational television shows on the History, Discovery and Science Channels. Growing up, he also participated in ballet, jazz and tap for 10-plus years, in addition to singing in choir and playing the piano and guitar.

GILLIAM'S CAREER STATISTICS

GAMES/STARTS – 45/30: 2014 (14/1); 2015 (16/16); 2016 (14/13); 2017 (1/0)

POSTSEASON GAMES/STARTS – 6/4: 2014 (2/0); 2015 (2/2); 2016 (2/2)

Additional Statistics:

Forced Fumbles – 1: 1 in 2015

Milestones:

NFL Debut: vs. GB (9/4/14); **First Start:** vs. Oak. (11/2/14)

GILLIAM'S TRANSACTIONS

Originally signed as an undrafted free agent by Sea. on 5/10/14...Signed a one-year deal with SF on 4/18/17.



MARQUISE GOODWIN

11

WR » 5-9 » 179 » TEXAS

11.19.90 » ROWLETT, TX » ROWLETT HS, ROWLETT, TX » 5TH YEAR » ACQUIRED FA IN '17

CAREER HIGHLIGHTS

- Has recorded 6 TD receipts. during his NFL career, 5 of which have gone for 40-or-more yds.
- As a member of the Buffalo Bills, registered TD receipts. of 40, 43 and 59-yds. during the 2013 season, becoming the first member of the Bills to produce 3 TD receipts. of 40-or-more yds. in a season since WR Terrell Owens in 2009.

GOLDMINE

- In 2012, Goodwin won the long jump title at the 2012 U.S. Olympic Trials (27-4.25) and finished 10th in the London Olympics. By qualifying for the Olympics, he became the first collegian to win both the Olympic Trials and the NCAA Outdoor long-jump competition in the same year since 1960. Goodwin was a two-time NCAA long jump champion, seven-time All-American and five-time Big 12 champion in the long jump during his career at the University of Texas.
- Goodwin began his track & field career at Rowlett (TX) HS, where he was a two-time World Junior Champion (long jump, 4x100m), seven-time Texas 5A State Champion [long jump (3x), triple jump (2x) and 4x100m (2x)] and two-time Texas Gatorade Track & Field Athlete of the Year.
- During the 2013 NFL Combine, Goodwin posted the fastest 40-yd. dash time among all participants, running the distance in 4.27 seconds. His time is tied for the 5th fastest 40-yd. dash ever recorded at the Combine.



GOODWIN'S GOLDEN NUGGETS

- Qualified for the U.S. Olympic team after winning the long jump title at the 2012 U.S. Olympic Trials and finished 10th in the long jump in the London Olympics.
- Ran a 4.27 second 40-yd. dash at the 2013 NFL Combine, tied for the 5th fastest time ever recorded at the event.
- Goodwin married the former Morgan Snow, who also participated in track & field at the University of Texas. She was a 9-time All-American for the Longhorns.
- Is cousins with 49ers 2017 seventh-round draft pick, Adrian Colbert.

GOODWIN'S GAME-BY-GAME

2017

| Date | Opp | W/L | P/S | Rec | Yds | Avg | Lg | TD |
|---------------|--------|-----|------------|----------|-----------|------------|-----------|----------|
| Sep 10 | Car | L | 1/1 | 3 | 21 | 7.0 | 14 | 0 |
| Sep 17 | at Sea | | | | | | | |
| Sep 21 | LAR | | | | | | | |
| Oct 1 | at Arz | | | | | | | |
| Oct 8 | at Ind | | | | | | | |
| Oct 15 | at Was | | | | | | | |
| Oct 22 | Dal | | | | | | | |
| Oct 29 | at Phi | | | | | | | |
| Nov 5 | Arz | | | | | | | |
| Nov 12 | NYG | | | | | | | |
| Nov 26 | Sea | | | | | | | |
| Dec 3 | at Chi | | | | | | | |
| Dec 10 | at Hou | | | | | | | |
| Dec 17 | Ten | | | | | | | |
| Dec 24 | Jax | | | | | | | |
| Dec 31 | at LAR | | | | | | | |
| TOTALS | | | 1/1 | 3 | 21 | 7.0 | 14 | 0 |

GOODWIN'S CAREER STATISTICS

| YEAR | TEAM | GP | GS | RECEIVING | | | | | RUSHING | | | | |
|---------------|------|-----------|-----------|-----------|------------|-------------|------------|----------|----------|-----------|------------|-----------|----------|
| | | | | NO | YDS | AVG | LG | TD | ATT | YDS | AVG | LG | TD |
| 2013 | BUF | 12 | 1 | 17 | 283 | 16.6 | 59t | 3 | 3 | 13 | 4.3 | 17 | 0 |
| 2014 | BUF | 10 | 0 | 1 | 42 | 42.0 | 42 | 0 | 3 | 8 | 2.7 | 12 | 0 |
| 2015 | BUF | 2 | 0 | 2 | 24 | 12.0 | 14 | 0 | 0 | 0 | – | – | 0 |
| 2016 | BUF | 15 | 9 | 29 | 431 | 14.9 | 84t | 3 | 0 | 0 | – | – | 0 |
| 2017 | SF | 1 | 1 | 3 | 21 | 7.0 | 14 | 0 | 0 | 0 | – | – | 0 |
| TOTALS | | 40 | 11 | 52 | 801 | 15.4 | 84t | 6 | 6 | 21 | 3.5 | 17 | 0 |

Additional Statistics:

Fumbles – Lost – 2–1: 1–1 in 2013; 1–0 in 2014

Kickoff Returns – 22: 2013 (16); 2014 (4); 2015 (2)

Kickoff Return Yards – 468: 2013 (351); 2014 (84); 2015 (33)

Milestones:

NFL Debut: vs. NE (9/8/13); **First NFL Start:** vs. NYJ (11/17/13); **First Reception:** vs. NE (9/8/13 – 0–yd. pass from QB EJ Manuel); **First TD Reception:** vs. Cin. (10/13/13 – 40–yd. pass from QB Thad Lewis); **100–yd. Games:** 1, vs. NYJ (9/15/16 – 112–yds.)

GOODWIN'S CAREER HIGHS

Receptions: 6 vs. NYJ (11/17/13)

Receiving Yards: 112 vs. NYJ (9/15/16)

Long Reception: 84t vs. NYJ (9/15/16)

TD Receptions: 1 (6 times) Last at Mia. (10/23/16)

Rushes: 1 (6 times) Last at Den. (12/7/14)

Rushing Yards: 17 vs. NYJ (11/17/13)

Long Rush: 17 vs. NYJ (11/17/13)

GOODWIN'S TRANSACTIONS

Originally a 3rd–round (78th overall) draft choice by Buf. in 2013...Placed on the Injured Reserve List on 10/20/15...Signed a two–year deal with SF on 3/10/17.



ROBBIE GOULD

9

K » 6-0 » 190 » PENN STATE

12.6.81 » JERSEY SHORE, PA » CENTRAL MOUNTAIN HS, LOCK HAVEN, PA » 13TH YEAR » ACQUIRED FA IN '17

AWARDS & HONORS

- 2005:** NFC Special Teams Player of the Week (Week 9)
- 2006:** NFC Pro Bowl, First-Team All-Pro, NFC Special Teams Player of the Month (October), NFC Special Teams Player of the Week (Week 16)
- 2008:** NFC Special Teams Player of the Month (December)
- 2015:** Chicago Bears Ed Block Courage Award Recipient



CAREER HIGHLIGHTS

- Ranks second in NFL history in FG pct. (74.2) on FGAs of 50-or-more yds. (Min. 20 FGM).

HIGHEST FG PCT. ON FGAs OF 50-OR-MORE YDS., NFL HISTORY (MIN. 20 FGM)

| | Player | FGs | FGAs | Pct. |
|-----|---------------------|-----------|-----------|-------------|
| 1. | Matt Prater | 37 | 46 | 80.4 |
| 2. | Robbie Gould | 23 | 31 | 74.2 |
| 3. | Jeff Wilkins | 26 | 36 | 72.2 |
| 4t. | Rob Bironas | 24 | 34 | 70.6 |
| | Blair Walsh | 24 | 34 | 70.6 |

- Ranks as the Bears franchise leader in scoring (1,207 points), made FGs (276), 50-or-more yd. made FGs (23), consecutive made FGs (26) and FG pct. (85.4 pct.).
- Between 12/18/05 vs. Atl. and 9/22/13 at Pit., Gould converted 275 consecutive PATs, the longest streak in Bears franchise history.
- Set the Bears franchise record with 26 consecutive made FGs across the 2005 and 2006 seasons [12/25/05 - 11/19/06].
- In 2015, set a Bears single-season franchise record with 33 made FGs. He broke the record of 32 made FGs, which he set in 2006.
- In 2015, established a Chicago single-season franchise record with 7 made FGs of 50-or-more yds. He previously set the record in 2011 with 6 made FGs of 50-or-more yds.
- Converted a 58-yd. FG vs. Cin. (9/8/13), the longest made FG in Bears franchise history. He previously set the record for longest made FG at Den. (12/11/11 - 57-yds.).

GOULD'S GOLDEN NUGGETS

- His last name is pronounced GOLD.
- Ranks as the Chicago Bears franchise leader in total scoring (1,207 points), made FGs (276), made FGs of 50-or-more yds. (23) and FG pct. (85.4).
- In seven career postseason games, has converted 8 of 8 FGs and 20 of 20 PATs.
- Founded The Goulden Touch Foundation in 2011 to help those in need. An avid golfer, he has hosted charity golf events through his foundation. In June of 2017, the Goulden Touch Foundation held two golfing events that benefiting the Ann & Robert H. Lurie Children's Hospital of Chicago in addition to the raising of funds in Gould's hometown of Lock Haven, PA.



GOULD'S GAME-BY-GAME

2017

| Date | Opp | W/L | Pts | XP-XPA | FG-FGA | Kick-By-Kick |
|---------------|--------|-----|----------|------------|------------|-----------------|
| Sep 10 | Car | L | 3 | 0-0 | 1-1 | 44 |
| Sep 17 | at Sea | | | | | |
| Sep 21 | LAR | | | | | |
| Oct 1 | at Arz | | | | | |
| Oct 8 | at Ind | | | | | |
| Oct 15 | at Was | | | | | |
| Oct 22 | Dal | | | | | |
| Oct 29 | at Phi | | | | | |
| Nov 5 | Arz | | | | | |
| Nov 12 | NYG | | | | | |
| Nov 26 | Sea | | | | | |
| Dec 3 | at Chi | | | | | |
| Dec 10 | at Hou | | | | | |
| Dec 17 | Ten | | | | | |
| Dec 24 | Jax | | | | | |
| Dec 31 | at LAR | | | | | |
| TOTALS | | | 3 | 0-0 | 1-1 | Long: 44 |

GOLDMINE

- Founded The Goulden Touch Foundation in 2011, which has partnered with several key organizations in education, social services, health and wellness, and medical research to help those in need. Annually, The Golden Touch hosts the Windy City Kicker Golf Classic in Gould's hometown area of Clinton County, PA and has raised over \$285,000 for Clinton County area programs. In 2016, Gould hosted a Celebrity Golf Invitational, which raised over \$940,000 for The Ann & Robert H. Lurie Children's Hospital of Chicago.



- Following 11 seasons with the Chicago Bears, Gould formed a special bond with the city of Chicago. Despite being removed from the city for more than a year, the Chicago Cubs invited him to throw out the ceremonial first pitch and sing the seventh inning stretch in July of 2017.



- In 2012, The Goulden Touch launched its annual event, "Kicking Hunger," which provides meals and raises funds for the Northern Illinois Food Bank. To date, The Goulden Touch has raised over 36,000 meals for their backpack program.

GOULD'S CAREER STATISTICS

| YEAR | TEAM | G | XP | XPA | PCT | FG | FGA | PCT | BLK | LG | PTS |
|---------------|------|------------|------------|------------|-------------|------------|------------|-------------|-----------|-----------|--------------|
| 2005 | CHI | 13 | 19 | 20 | 95.0 | 21 | 27 | 77.8 | 0 | 45 | 82 |
| 2006 | CHI | 16 | 47 | 47 | 100.0 | 32 | 36 | 88.9 | 1 | 49 | 143 |
| 2007 | CHI | 16 | 33 | 33 | 100.0 | 31 | 36 | 86.1 | 2 | 49 | 126 |
| 2008 | CHI | 16 | 41 | 41 | 100.0 | 26 | 29 | 89.7 | 2 | 48 | 119 |
| 2009 | CHI | 16 | 33 | 33 | 100.0 | 24 | 28 | 85.7 | 2 | 52 | 105 |
| 2010 | CHI | 16 | 35 | 35 | 100.0 | 25 | 30 | 83.3 | 1 | 54 | 110 |
| 2011 | CHI | 16 | 37 | 37 | 100.0 | 28 | 32 | 87.5 | 0 | 57 | 121 |
| 2012 | CHI | 13 | 33 | 33 | 100.0 | 21 | 25 | 84.0 | 2 | 54 | 96 |
| 2013 | CHI | 16 | 45 | 46 | 97.8 | 26 | 29 | 89.7 | 0 | 58 | 123 |
| 2014 | CHI | 12 | 28 | 29 | 96.6 | 9 | 12 | 75.0 | 0 | 45 | 55 |
| 2015 | CHI | 16 | 28 | 29 | 96.6 | 33 | 39 | 84.6 | 0 | 55 | 127 |
| 2016 | NYG | 10 | 20 | 23 | 87.0 | 10 | 10 | 100.0 | 0 | 47 | 50 |
| 2017 | SF | 1 | 0 | 0 | — | 1 | 1 | 100.0 | 0 | 44 | 3 |
| TOTALS | | 177 | 399 | 406 | 98.3 | 287 | 334 | 85.9 | 10 | 58 | 1,260 |

PLAYOFFS

| YEAR | TEAM | G | XP | XPA | PCT | FG | FGA | PCT | BLK | LG | PTS |
|---------------|------|----------|-----------|-----------|--------------|----------|----------|--------------|----------|-----------|-----------|
| 2005 | CHI | 1 | 3 | 3 | 100.0 | 0 | 0 | — | 0 | — | 3 |
| 2006 | CHI | 3 | 9 | 9 | 100.0 | 6 | 6 | 100.0 | 0 | 49 | 27 |
| 2010 | CHI | 2 | 7 | 7 | 100.0 | 0 | 0 | — | 0 | — | 7 |
| 2016 | NYG | 1 | 1 | 1 | 100.0 | 2 | 2 | 100.0 | 0 | 40 | 7 |
| TOTALS | | 7 | 20 | 20 | 100.0 | 8 | 8 | 100.0 | 0 | 49 | 44 |

Additional Statistics:

Punting – 3–81: 2005 (1–28 yds.; 28.0 avg; 9.0 net avg.); 2007 (2–53 yds.; 26.5 avg.; 26.5 net avg.)

Passing – 1–0–0–0–0 TDs: 2007 (1–0–0–0–0 TDs)

Special Teams Tackles: Regular Season – 15: 2005 (2); 2006 (2); 2007 (1); 2008 (2); 2009 (3); 2010 (3); 2013 (1); 2015 (1); **Postseason – 1:** 2010 (1)

Milestones:

NFL Debut: at Cle. (10/9/05); **First FG:** at Cle. (10/9/05); **100th FG Made:** vs. Jax. (12/7/08); **200th FG Made:** vs. Car. (10/28/12); **First PAT:** at Bal. (9/26/99); **100th PAT Made:** at Ind. (9/7/08); **200th PAT Made:** at Min. (12/20/10); **300th PAT Made:** at Was. (10/20/13); **500th Career Point:** at Atl. (10/18/09); **1,000th Career Point:** vs. Dal. (12/9/13); **100–Point Seasons:** 8, Last in 2015 (127); **Highest Single–Game Points Total:** 16 (2 times) Last at Min. (12/20/10)

GOULD'S CAREER FIELD GOAL STATISTICS

| YEAR | TEAM | 1-19 | PCT | 20-29 | PCT | 30-39 | PCT | 40-49 | PCT | 50+ | PCT | TOT |
|---------------|------|------------|--------------|--------------|--------------|---------------|-------------|---------------|-------------|--------------|-------------|----------------|
| 2005 | CHI | 0/0 | – | 9/9 | 100.0 | 9/10 | 90.0 | 3/8 | 37.5 | 0/0 | – | 21/27 |
| 2006 | CHI | 0/0 | – | 6/6 | 100.0 | 14/16 | 87.5 | 12/14 | 85.7 | 0/0 | – | 32/36 |
| 2007 | CHI | 0/0 | – | 7/7 | 100.0 | 12/13 | 92.3 | 12/14 | 85.7 | 0/2 | 0.0 | 31/36 |
| 2008 | CHI | 0/0 | – | 6/6 | 100.0 | 12/12 | 100.0 | 8/11 | 72.7 | 0/0 | – | 26/29 |
| 2009 | CHI | 0/0 | – | 9/9 | 100.0 | 6/6 | 100.0 | 7/10 | 70.0 | 2/3 | 66.7 | 24/28 |
| 2010 | CHI | 1/1 | 100.0 | 9/9 | 100.0 | 8/9 | 88.9 | 4/7 | 57.1 | 3/4 | 75.0 | 25/30 |
| 2011 | CHI | 0/0 | – | 10/10 | 100.0 | 6/6 | 100.0 | 6/10 | 60.0 | 6/6 | 100.0 | 28/32 |
| 2012 | CHI | 0/0 | – | 7/7 | 100.0 | 5/7 | 71.4 | 7/9 | 77.8 | 2/2 | 100.0 | 21/25 |
| 2013 | CHI | 0/0 | – | 11/11 | 100.0 | 6/7 | 85.7 | 6/7 | 85.7 | 3/4 | 75 | 26/29 |
| 2014 | CHI | 0/0 | – | 4/4 | 100.0 | 2/3 | 66.7 | 3/4 | 75.0 | 0/1 | 0.0 | 9/12 |
| 2015 | CHI | 1/1 | 100.0 | 8/8 | 100.0 | 10/12 | 83.3 | 7/9 | 77.8 | 7/9 | 77.8 | 33/39 |
| 2016 | NYG | 0/0 | – | 3/3 | 100.0 | 3/3 | 100.0 | 4/4 | 100.0 | 0/0 | – | 10/10 |
| 2017 | SF | 0/0 | – | 0/0 | – | 0/0 | – | 1/1 | 100.0 | 0/0 | – | 1/1 |
| TOTALS | | 2/2 | 100.0 | 89/89 | 100.0 | 93/104 | 89.4 | 80/108 | 74.1 | 23/31 | 74.2 | 287/334 |

PLAYOFFS

| YEAR | TEAM | 1-19 | PCT | 20-29 | PCT | 30-39 | PCT | 40-49 | PCT | 50+ | PCT | TOT |
|---------------|------|------------|--------------|------------|--------------|------------|----------|------------|--------------|------------|----------|------------|
| 2005 | CHI | 0/0 | – | 0/0 | – | 0/0 | – | 0/0 | – | 0/0 | – | 0/0 |
| 2006 | CHI | 1/1 | 100.0 | 1/1 | 100.0 | 0/0 | – | 4/4 | 100.0 | 0/0 | – | 6/6 |
| 2010 | CHI | 0/0 | – | 0/0 | – | 0/0 | – | 0/0 | – | 0/0 | – | 0/0 |
| 2016 | NYG | 0/0 | – | 1/1 | 100.0 | 0/0 | – | 1/1 | 100.0 | 0/0 | – | 2/2 |
| TOTALS | | 1/1 | 100.0 | 2/2 | 100.0 | 0/0 | – | 5/5 | 100.0 | 0/0 | – | 8/8 |

GOULD'S TRANSACTIONS

Originally signed as an undrafted free agent with NE on 4/29/05...Waived by NE on 8/30/05...Signed to Bal. practice squad on 9/7/05...Waived by Bal. on 9/27/05...Signed with Chi. on 10/8/05...Signed a five-year extension with Chi. on 5/12/08...Placed on the Injured Reserve List on 12/11/12...Re-signed with Chi. on a four-year deal on 12/27/13...Released by Chi. on 9/4/16...Signed with NYG on 10/20/16...Signed a two-year deal with SF on 3/10/17.



ELI HAROLD

57

LB » 6-3 » 265 » VIRGINIA

1.20.94 » VIRGINIA BEACH, VA » OCEAN LAKES HS, VIRGINIA BEACH, VA » 3RD YEAR » ACQUIRED D-3 IN '15

GOLDMINE

- Harold was “Mr. Everything” for his high school team, playing quarterback, running back, wide receiver and defensive end at Ocean Lakes HS. Racking up 1,146 yards and 20 touchdowns in a wildcat offense, he was named first-team All-Tidewater, the Beach District Defensive Player of the Year and a first-team all-district selection at wide receiver and defensive end.
- Late in 2010 and early 2011 was an incredibly trying time for the Harold family. In a three-month span, Eli’s brother Walter unexpectedly lost his son, Forrest, and Eli’s mother, Sheila Korvette, passed away from cancer. In the wake of the family’s tragedy, Harold moved in with Walter, the closest thing he had to a father figure. After becoming a highly-touted prospect and recording his first sack at the University of Virginia, Harold dedicated the milestone to his older brother.
- In July of 2016, Harold teamed with Seattle Seahawks safety Kam Chancellor and other NFL players to host the Inaugural “VA’s Next Up” football camp. The camp was attended by more than 150 middle and high school athletes/students which focused on life skills, financial literacy, NCAA rules and regulations, entrepreneurship, teamwork and communication. Said Harold on the genesis of the event, “I reached out to Kam and thought it would be a great idea to get some of the guys from the 757 to start a camp to reach these kids,” he said. “We wanted to reach back out to the community and give back to the kids. We also wanted to let them know that they can do anything they want to do in life.”
- One of many interests Harold has, his sneaker collection is the one that he is the most passionate about. A collector of more than 250 pairs of shoes, Harold’s collection ranges from Air Jordan’s to “Anything red and suede,” which particularly catch his eyes. His sneaker interest translates to his cleats on the field. “If you look good, you feel good, you play good. That’s what it’s all about,” said Harold.



HAROLD’S GOLDEN NUGGETS

- Persevered through the unspeakable tragedy of losing his mother, Sheila Korvette, to become a highly sought-after prospect.
- Harold is cousins with current Pittsburgh Steelers WR and former 2013 second-round (34th overall) draft pick of the Tennessee Titans, Justin Hunter.
- Finished his college career ranking 11th in Virginia school history with 17.5 total sacks.
- First-team all-district selection at Ocean Lakes (Virginia Beach, VA) HS at both wide receiver and defensive end.

HAROLD’S GAME-BY-GAME

| 2017 | | | | | | | | | | | | | | |
|---------------|--------|-----|-----|-----|-----|-----|-----|-----|-----|-----|----|----|----|-----|
| Date | Opp | W/L | P/S | Tot | Sol | Ast | Sk | Yds | Int | Yds | PD | FF | FR | Yds |
| Sep 10 | Car | L | 1/1 | 2 | 2 | 0 | 0.0 | 0.0 | 0 | 0 | 0 | 0 | 0 | 0 |
| Sep 17 | at Sea | | | | | | | | | | | | | |
| Sep 21 | LAR | | | | | | | | | | | | | |
| Oct 1 | at Arz | | | | | | | | | | | | | |
| Oct 8 | at Ind | | | | | | | | | | | | | |
| Oct 15 | at Was | | | | | | | | | | | | | |
| Oct 22 | Dal | | | | | | | | | | | | | |
| Oct 29 | at Phi | | | | | | | | | | | | | |
| Nov 5 | Arz | | | | | | | | | | | | | |
| Nov 12 | NYG | | | | | | | | | | | | | |
| Nov 26 | Sea | | | | | | | | | | | | | |
| Dec 3 | at Chi | | | | | | | | | | | | | |
| Dec 10 | at Hou | | | | | | | | | | | | | |
| Dec 17 | Ten | | | | | | | | | | | | | |
| Dec 24 | Jax | | | | | | | | | | | | | |
| Dec 31 | at LAR | | | | | | | | | | | | | |
| TOTALS | | | 1/1 | 2 | 2 | 0 | 0.0 | 0.0 | 0 | 0 | 0 | 0 | 0 | 0 |

HAROLD'S CAREER STATISTICS

| YEAR | TEAM | GP | GS | TACKLES | | | SACKS | YDS | INTERCEPTIONS | | | | FUMBLES | | | | |
|---------------|------|-----------|-----------|-----------|-----------|-----------|------------|------------|---------------|----------|----------|----------|----------|----------|----------|----------|-----------|
| | | | | TOT | SOL | AST | | | INT | YDS | LG | TD | PD | FF | FR | YDS | |
| 2015 | SF | 16 | 1 | 20 | 12 | 8 | 0.0 | 0.0 | 0 | 0 | – | 0 | 0 | 0 | 0 | 1 | 8 |
| 2016 | SF | 16 | 13 | 55 | 27 | 28 | 3.0 | 5.0 | 0 | 0 | – | 0 | 0 | 0 | 1 | 1 | 19 |
| 2017 | SF | 1 | 1 | 2 | 2 | 0 | 0.0 | 0.0 | 0 | 0 | – | 0 | 0 | 0 | 0 | 0 | 0 |
| TOTALS | | 33 | 15 | 77 | 41 | 36 | 3.0 | 5.0 | 0 | 0 | – | 0 | 0 | 0 | 1 | 2 | 27 |

Additional Statistics:

Special Teams Tackles – 1: 2015 (1)

Milestones:

NFL Debut: vs. Min. (9/14/15); **First Start:** vs. Arz. (11/29/15); **First FR:** at StL (11/1/15 – WR Tavon Austin); **First Sack:** at Arz. (11/13/16 – QB Carson Palmer); **First FF:** at Arz. (11/13/16 – QB Carson Palmer)

HAROLD'S CAREER HIGHS

Total Tackles: 8 vs. NO (11/6/16)

Solo: 5 vs. TB (10/23/16)

Assists: 5 vs. NYJ (12/11/16)

Sacks: 1.0 (3 times) Last at LAR (12/24/16)

Forced Fumbles: 1 at Arz. (11/13/16)

Fumble Recoveries: 1 (2 times) Last at Car. (9/18/16)

HAROLD'S TRANSACTIONS

Originally a 3rd-round (79th overall) draft choice by SF in 2015.



BRIAN HOYER

2

QB » 6-2 » 215 » MICHIGAN STATE

10.13.85 » NORTH OLMSTED, OH » ST. IGNATIUS HS, CLEVELAND, OH » 9TH YEAR » ACQUIRED FA IN '17

CAREER HIGHLIGHTS

- In 2016, became the first Bears QB to throw for over 300 yds. in four consecutive games [317 yds. at Dal. (9/25); 302 yds. vs. Det. (10/2); 397 yds. at Ind. (10/9); 302 vs. Jax. (10/16)] in franchise history.
- Became the first QB in Texans history to throw 2-or-more TD passes in five consecutive games [2 at Atl. (10/4/15); 2 vs. Ind. (10/8/15); 3 at Jax. (10/18/15); 3 at Mia. 10/25/15); 2 vs. Ten. (11/1/15)].
- As a member of the Cleveland Browns in 2014, ranked first in the NFL, averaging 13.74 yds. per completion.
- In 2013, became the first QB in Browns history to win each of his first three starts with the team.

HOYER'S GOLDEN NUGGETS

- Won a celebrity cooking competition in 2014 where the contestants were tasked with the challenge of creating a three-course meal for 20 judges. His menu consisted of mussels, a grilled romaine salad, truffle beef tenderloin and grilled vegetables.
- Hoyer grew up a Cleveland Browns fan in North Olmsted, OH, and attended the final game at Cleveland Stadium on December 17, 1995, before the team moved to Baltimore. In 2013, Hoyer signed with his hometown team and became the first QB in Browns history to win his first three starts with the club.

HOYER'S GAME-BY-GAME

| 2017 | | | | | | | | | | | | | | Total | | Pct. | |
|---------------|--------|-----|-----|-----|-----|------|-----|----|-----|----|--------|------|-----|-------|----|----------|---------|
| Date | Opp | W/L | P/S | Att | Cmp | Pct | Yds | TD | Int | Lg | Sk/Yds | Rtg | Rsh | Yds | TD | Net Yds. | Offense |
| Sep 10 | Car | L | 1/1 | 35 | 24 | 68.6 | 193 | 0 | 1 | 22 | 4/27 | 70.3 | 1 | -5 | 0 | 161 | 74.2 |
| Sep 17 | at Sea | | | | | | | | | | | | | | | | |
| Sep 21 | LAR | | | | | | | | | | | | | | | | |
| Oct 1 | at Arz | | | | | | | | | | | | | | | | |
| Oct 8 | at Ind | | | | | | | | | | | | | | | | |
| Oct 15 | at Was | | | | | | | | | | | | | | | | |
| Oct 22 | Dal | | | | | | | | | | | | | | | | |
| Oct 29 | at Phi | | | | | | | | | | | | | | | | |
| Nov 5 | Arz | | | | | | | | | | | | | | | | |
| Nov 12 | NYG | | | | | | | | | | | | | | | | |
| Nov 26 | Sea | | | | | | | | | | | | | | | | |
| Dec 3 | at Chi | | | | | | | | | | | | | | | | |
| Dec 10 | at Hou | | | | | | | | | | | | | | | | |
| Dec 17 | Ten | | | | | | | | | | | | | | | | |
| Dec 24 | Jax | | | | | | | | | | | | | | | | |
| Dec 31 | at LAR | | | | | | | | | | | | | | | | |
| TOTALS | | | 1/1 | 35 | 24 | 68.6 | 193 | 0 | 1 | 22 | 4/27 | 70.3 | 1 | -5 | 0 | 161 | 74.2 |

GOLDMINE

- Early into his tenure as a member of the 49ers, Hoyer dove right into community work in the Bay Area, participating in multiple events. In partnership with “Super Baskets of Hope,” Hoyer, along with teammates WR Pierre Garçon and RB Carlos Hyde, distributed baskets and totes filled with toys, educational materials, games, craft items, music, stuffed animals, gift cards, and more to hospitalized children and their families at a local Bay Area Hospital. Parents were given a Basket of Hope, donated by Vera Bradley, filled with items to nourish them physically, mentally, emotionally, and spiritually. Hoyer spent time with the children and their families while delivering the gift baskets in an effort to spread joy and inspiration during a difficult time.



- In 2014, Hoyer won a celebrity cooking competition, defeating comedian Rick Smith at the Lago Restaurant and Wine Bar in Cleveland, OH. Hoyer and Smith were tasked with the challenge of creating a three-course meal in front of 20 judges. The catch was that all of the dishes had to be prepared on the grill. Hoyer’s menu consisted of mussels, a grilled romaine salad, truffle beef tenderloin and grilled vegetables. Smith whipped together a shrimp and mussels pizza, fish tacos wrapped in lettuce and lamb chops. Random Acts of Kindness Everywhere (R.A.K.E.) sponsored the event to raise money for the 11 Foundation, which helps identify and support families of Pediatric Traumatic Brain Injuries.

- Growing up in North Olmsted, OH, just outside of Cleveland, Hoyer was a big fan of the hometown Indians. Hoyer had the opportunity to meet Indians catcher Sandy Alomar Jr. when he was a child and, 15 years later as a member of the Cleveland Browns, he threw out the first pitch at an Indians game on July 12, 2014, to Alomar Jr.



HOYER'S CAREER STATISTICS

| YEAR | TEAM | GP | GS | PASSING | | | | | | | | | RUSHING | | | | | |
|---------------|------|-----------|-----------|--------------|------------|-------------|--------------|-----------|-----------|------------|-----------|------------|-------------|-----------|------------|------------|-----------|----------|
| | | | | ATT | CMP | PCT | YDS | TD | INT | LG | SK | LST | RTG | ATT | YDS | AVG | LG | TD |
| 2009 | NE | 5 | 0 | 27 | 19 | 70.4 | 142 | 0 | 0 | 17 | 2 | 18 | 82.6 | 10 | 25 | 2.5 | 20 | 1 |
| 2010 | NE | 5 | 0 | 15 | 7 | 46.7 | 122 | 1 | 1 | 42t | 0 | 0 | 69.3 | 10 | -8 | -0.8 | 1 | 0 |
| 2011 | NE | 3 | 0 | 1 | 1 | 100.0 | 22 | 0 | 0 | 22 | 0 | 0 | 118.8 | 4 | -3 | -0.8 | 0 | 0 |
| 2012 | ARZ | 2 | 1 | 53 | 30 | 56.6 | 330 | 1 | 2 | 53 | 4 | 30 | 65.8 | 1 | 6 | 6.0 | 6 | 0 |
| 2013 | CLE | 3 | 3 | 96 | 57 | 59.4 | 615 | 5 | 3 | 47t | 6 | 48 | 82.6 | 6 | 16 | 2.7 | 11 | 0 |
| 2014 | CLE | 14 | 13 | 438 | 242 | 55.3 | 3,326 | 12 | 13 | 81t | 24 | 160 | 76.5 | 24 | 39 | 1.6 | 11 | 0 |
| 2015 | HOU | 11 | 9 | 369 | 224 | 60.7 | 2,606 | 19 | 7 | 49 | 25 | 185 | 91.4 | 15 | 44 | 2.9 | 15 | 0 |
| 2016 | CHI | 6 | 5 | 200 | 134 | 67.0 | 1,445 | 6 | 0 | 64 | 4 | 18 | 98.0 | 7 | -2 | -0.3 | 3 | 0 |
| 2017 | SF | 1 | 1 | 35 | 24 | 68.6 | 193 | 0 | 1 | 22 | 4 | 27 | 70.3 | 1 | -5 | -5.0 | -5 | 0 |
| TOTALS | | 50 | 32 | 1,234 | 738 | 59.8 | 8,801 | 44 | 27 | 81t | 69 | 486 | 84.4 | 79 | 112 | 1.4 | 20 | 1 |

PLAYOFFS

| YEAR | TEAM | GP | GS | PASSING | | | | | | | | | RUSHING | | | | | |
|---------------|------|----------|----------|-----------|-----------|-------------|------------|----------|----------|-----------|----------|-----------|-------------|----------|-----------|-------------|-----------|----------|
| | | | | ATT | CMP | PCT | YDS | TD | INT | LG | SK | LST | RTG | ATT | YDS | AVG | LG | TD |
| 2015 | HOU | 1 | 1 | 34 | 15 | 44.1 | 136 | 0 | 4 | 17 | 3 | 24 | 15.9 | 1 | -1 | -1.0 | -1 | 0 |
| TOTALS | | 1 | 1 | 34 | 15 | 44.1 | 136 | 0 | 4 | 17 | 3 | 24 | 15.9 | 1 | -1 | -1.0 | -1 | 0 |

Additional Statistics:

Fumbles-Lost: Regular Season – 15–5: 1–0 in 2012; 4–1 in 2014; 6–2 in 2015; 3–1 in 2016; 1–1 in 2017 **Postseason – 2–1:** 2–1 in 2015

Fumble Recoveries: Regular Season – 6: 1 in 2012; 2 in 2014; 1 in 2015; 2 in 2016; **Postseason – 1:** 1 in 2015

Milestones:

NFL Debut: vs. Ten. (10/18/09); **First Career Start:** at SF (12/30/12); **First Passing TD:** vs. Mia. (1/2/11 – 42–yd. pass to WR Ben Tate); **First Rushing TD:** vs. Ten. (10/18/09 – 1–yd. TD); **300–yd. Passing Games:** 9, Last vs. Jax. (10/16/16 – 302 yds.)

HOYER'S CAREER HIGHS

Passes Attempted: Regular Season – 54 at Min. (9/22/13); Postseason – 34 vs. KC (1/9/16)

Completions: Regular Season – 33 at Ind. (10/9/16); Postseason – 15 vs. KC (1/9/16)

Completion Percentage: Regular Season – 77.8 (2 times) Last vs. Det. (10/2/16 – 28 of 36); Postseason – 44.1 vs. KC (1/9/16 – 15 of 34)

Passing Yards: Regular Season – 397 at Ind. (10/9/16); Postseason – 136 vs. KC (1/9/16)

Long Pass: Regular Season – 81t at Car (12/21/14); Postseason – 17 vs. KC (1/9/16)

QB Rating: Regular Season – 127.1 vs. Bal. (9/21/14); Postseason – 15.9 KC (1/9/16)

Passing Touchdowns: Regular Season – 3 (5 times) Last at Buf. (12/6/15)

Rushes: Regular Season – 6 vs. Ten. (10/18/09); Postseason – 1 vs. KC (1/9/16)

Rushing Yards: Regular Season – 19 at Car. (12/21/14); Postseason – (-1) vs. KC (1/9/16)

Long Rush: Regular Season – 20 at TB (10/25/09); Postseason – (-1) vs. KC (1/9/16)

Rushing Touchdowns: Regular Season – 1 vs. Ten. (10/18/09)

HOYER'S TRANSACTIONS

Originally signed as an undrafted free agent by NE on 4/30/09...Re-signed with NE on 3/23/12...Released by NE on 8/31/12...Signed by Pit. on 11/20/12...Released by Pit. on 12/8/12...Claimed off waivers by Arz. on 12/10/12...Re-signed with Arz. on 4/1/13...Released by Arz. on 5/13/13...Signed a two-year deal with Cle. on 5/17/13...Signed a two-year deal with Hou. on 3/11/15...Released by Hou. on 4/18/16...Signed a one-year deal Chi. on 5/2/16...Signed a two-year deal with SF on 3/10/17.



CARLOS HYDE

28

RB » 6-0 » 235 » OHIO STATE

9.20.90 » NAPLES, FL » NAPLES HS, NAPLES, FL » 4TH YEAR » ACQUIRED D-2 IN '14

AWARDS & HONORS

2015: FedEx Ground Player of the Week (Week 1)

GOLDMINE

- In May of 2017, in partnership with "Super Baskets of Hope," Hyde, along with teammates WR Pierre Garçon and QB Brian Hoyer, distributed baskets and totes filled with toys, educational materials, games, craft items, music, stuffed animals, gift cards, and more to hospitalized children and their families at a local Bay Area Hospital. Parents were given a Basket of Hope, donated by Vera Bradley, filled with items to nourish them physically, mentally, emotionally, and spiritually. Hyde spent time with the children and their families while delivering the gift baskets in an effort to spread joy and inspiration during a difficult time.



- In 2016, Hyde partnered with the Boys & Girls Clubs of Silicon Valley on a new program that ran during the 2016 NFL season for fans to join Hyde in support of the Clubs' programs for kids. Fans shared in the success of Hyde and the 49ers offense through a unique, performance based campaign called Touchdowns for Kids. Fans pledged any dollar amount for every touchdown the 49ers score during the 2016 NFL season. At the end of each game, pledges turned into donations that directly benefited the youth that attend the clubs.



HYDE'S GOLDEN NUGGETS

- A passionate fisherman, Hyde enjoys spending time miles off the coast of the Atlantic. From sheepshead to snook fish, Hyde has come across many exotic types.
- Played on the 2007 Naples state champion football team (Naples, FL). He also played basketball, ran track and mentored elementary school children throughout high school.
- Hyde credits three people in particular for helping him achieve success. "I credit my mom, my grandmother and Bill Kramer, my high school coach. He is basically the one that got me on the right path. Coming from Cincinnati, I wasn't on the right track grade-wise. So, he got me on the right track and got me caught up with my grades." In addition to helping him with everything off the field, he is directly responsible for how Hyde lines up on the gridiron. "I was actually trying to play defense in high school and he let me play running back. He's just always been there for me."

HYDE'S GAME-BY-GAME

2017

| Date | Opp | W/L | P/S | Rsh | Yds | Avg | Lg | TD | Rec | Yds | TD |
|---------------|--------|-----|-----|-----|-----|-----|----|----|-----|-----|----|
| Sep 10 | Car | L | 1/1 | 9 | 45 | 5.0 | 18 | 0 | 6 | 32 | 0 |
| Sep 17 | at Sea | | | | | | | | | | |
| Sep 21 | LAR | | | | | | | | | | |
| Oct 1 | at Arz | | | | | | | | | | |
| Oct 8 | at Ind | | | | | | | | | | |
| Oct 15 | at Was | | | | | | | | | | |
| Oct 22 | Dal | | | | | | | | | | |
| Oct 29 | at Phi | | | | | | | | | | |
| Nov 5 | Arz | | | | | | | | | | |
| Nov 12 | NYG | | | | | | | | | | |
| Nov 26 | Sea | | | | | | | | | | |
| Dec 3 | at Chi | | | | | | | | | | |
| Dec 10 | at Hou | | | | | | | | | | |
| Dec 17 | Ten | | | | | | | | | | |
| Dec 24 | Jax | | | | | | | | | | |
| Dec 31 | at LAR | | | | | | | | | | |
| TOTALS | | | 1/1 | 9 | 45 | 5.0 | 18 | 0 | 6 | 32 | 0 |

GOLDMINE (CONTINUED)

- Hyde and the other members of the 49ers 2014 rookie draft class visited Oak Grove High School to launch the “49ers Mentorship Program.” The program focuses on character development through mentorship and accountability. Hyde and his teammates spent the afternoon with the boy’s varsity football team and taught them about the mentor/mentee relationship and the pros and cons of posting on social media.



- After spending his first year of high school in Cincinnati, Hyde moved to Naples, FL, to live with his grandparents. “It was definitely for the better. I was headed down the wrong route in Cincinnati. Moving to Naples got me on the right route and back into sports and I was fortunate enough to earn a scholarship.” After scoring his first NFL touchdown against Dallas in Week 1 of the 2014 season, Hyde gave his grandmother, Irma Butler, the ball to commemorate the occasion.

HYDE’S CAREER STATISTICS

| YEAR | TEAM | GP | GS | ATT | YDS | RUSHING | | | | NO | YDS | RECEIVING | | |
|---------------|------|-----------|-----------|------------|--------------|------------|-----------|-----------|-----------|------------|------------|------------|----------|--|
| | | | | | | AVG | LG | TD | AVG | | | LG | TD | |
| 2014 | SF | 14 | 0 | 83 | 333 | 4.0 | 28 | 4 | 12 | 68 | 5.7 | 16 | 0 | |
| 2015 | SF | 7 | 7 | 115 | 470 | 4.1 | 22 | 3 | 11 | 53 | 4.8 | 10 | 0 | |
| 2016 | SF | 13 | 13 | 217 | 988 | 4.6 | 47 | 6 | 27 | 163 | 6.0 | 19t | 3 | |
| 2017 | SF | 1 | 1 | 9 | 45 | 5.0 | 18 | 0 | 6 | 32 | 5.3 | 10 | 0 | |
| TOTALS | | 35 | 21 | 424 | 1,836 | 4.3 | 47 | 13 | 56 | 316 | 5.6 | 19t | 3 | |

Additional Statistics:

Special Teams Tackles – 1: 2014 (1)

Kick Returns – 7: 2014 (7)

Kick Return Yards – 180: 2014 (180)

Fumbles–Lost – 5–3: 1–1 in 2014; 1–0 in 2015; 3–2 in 2016

Milestones:

NFL Debut: at Dal. (9/7/14); **First Start:** vs. Min. (9/14/15); **First Rushing TD:** at Dal. (9/7/14); **First Receiving TD:** at Mia. (11/27/16 – 11–yd. pass from QB Colin Kaepernick); **100–yd. Games:** 3, Last vs. NYJ (12/11/16 – 193 yds.); **2 TD Games:** 3, Last at Sea. (9/25/16)

HYDE’S CAREER HIGHS

Rushes: 26 vs. Min (9/14/15)

Rushing Yards: 193 vs. NYJ (12/11/16)

Rushing TDs: 2 (3 times) Last at Sea. (9/25/16)

Long Rush: 47 vs. NYJ (12/11/16)


Receptions: 6 (2 times) Last vs. Car. (9/10/17)

Receiving Yards: 38 vs. Sea. (11/27/14)

Receiving TDs: 1 (3 times) Last at LAR (12/24/16)

HYDE’S TRANSACTIONS

Originally a 2nd–round (57th overall) draft choice by SF in 2014...Placed on the Injured Reserve List on 12/12/15...Placed on the Injured Reserve List on 12/27/16.



PRINCE CHARLES IWORAH

30

CB » 5-11 » 193 » WESTERN KENTUCKY

3.11.93 » NASHVILLE, TN » FATHER RYAN HS, NASHVILLE, TN » 1ST YEAR » ACQUIRED D-7 IN '16

GOLDMINE

- Iworah showed off his impressive measurables during the Western Kentucky pro day leading up to the 2016 NFL Draft. If he posted those numbers at the 2016 NFL Combine, he would have ranked inside the top-five performers among defensive backs in the 40-yard dash time (4.32 seconds), vertical jump (38 1/2 inches), bench press (25 reps) and broad jump (10 feet, 8 inches).
- At WKU's pro day, Iworah, along with fellow draft-eligible players, worked out in front of 30 of 32 NFL organizations, a staggering number for what some consider a small program. Just four years prior, the school would have no more than a handful of teams at the showcase.
- Iworah, whose parents are from Nigeria, was named after the Prince of Wales. "My mom liked that name," said Iworah. "She always said that I have royal bloodlines in me."
- A member of Western Kentucky's track & field team, Iworah at one point ranked 14th among track-running college football players with a 60-meter dash time of 6.79 seconds. He would primarily compete in indoor events, due to his commitments to the football program. WKU would go on to win the 2015 Conference USA Indoor Championships.



IWORAH'S GOLDEN NUGGETS

- His last name is pronounced ee-WAR-uh.
- Iworah's parents originally hail from Nigeria, and named their son after the the Prince of Wales.
- Joined Western Kentucky's football team before the third game of the 2012 season as a walk-on defensive back, despite only suiting up as a running back in high school.
- Iworah impressed during his local pro day at Western Kentucky, posting results in the 40-yard dash, vertical jump, bench press and broad jump that would have ranked inside the top-five at the 2016 NFL combine among defensive backs.

GOLDMINE (CONTINUED)

- While Iworah may have a unique name to some, he was not the only member of Western Kentucky's 2014 team to garner attention due to their birth name. Also on the team were DL Ge'Monee (Gee-Money) Brown and DB Wonderful Terry.

IWORAH'S CAREER STATISTICS

| YEAR | TEAM | GP | GS | TACKLES | | | | | INTERCEPTIONS | | | | FUMBLES | | | |
|---------------|------|----------|----------|----------|------------------------------|----------|------------|------------|---------------|----------|----------|----------|----------|----------|----------|----------|
| | | | | TOT | SOL | AST | SACKS | YDS | INT | YDS | LG | TD | PD | FF | FR | YDS |
| 2016 | SF | 1 | 0 | 0 | 0 | 0 | 0.0 | 0.0 | 0 | 0 | - | 0 | 0 | 0 | 0 | 0 |
| 2017 | SF | - | - | - | INJURED RESERVE (Quadriceps) | | | | | - | - | - | - | - | - | - |
| TOTALS | | 1 | 0 | 0 | 0 | 0 | 0.0 | 0.0 | 0 | 0 | - | 0 | 0 | 0 | 0 | 0 |

Milestones:

NFL Debut: at LAR (12/24/16)

IWORAH'S TRANSACTIONS

Originally a 7th-round (249th overall) draft choice by SF in 2016...Waived by SF on 9/3/16...Signed to SF practice squad on 9/4/16...Promoted to SF active roster on 12/20/16...Waived/Injured by SF on 9/1/17...Placed on the Injured Reserve List on 9/3/17.



CHANCELLER JAMES

43

S » 6-2 » 208 » BOISE STATE

9.26.94 » SPRING VALLEY, CA » STEELE CANYON HS, SPRING VALLEY, CA » ROOKIE » ACQUIRED FA IN '17

GOLDMINE

- After graduating from Boise State, James continued to give back and inspire youth in the Boise, ID community. Along with more than 20 other past and present members of the Boise State football program, James hosted the Eighth Annual Gridiron Dreams Football Academy in Boise. The football camp for middle and high school students was the largest to date for the Gridiron Dreams Football Academy. Hundreds of middle and high schoolers participated in the camp, which was held at multiple locations throughout Boise including Harmon Killebrew Memorial Field and Albertsons Stadium.



JAMES' GOLDEN NUGGET

- As a senior at Boise State in 2016, earned Second-Team All-Mountain West honors and led the Broncos with three interceptions and finished second on the team with 80 tackles.

COLLEGE

During his five-year career with the Broncos (2012-16), played in 35 games (24 starts) and registered 171 tackles, 10.5 TFLs, 7 PDs, 4 INTs, 3.0 sacks and 1 FR. As a senior in 2016, started all 12 games in which he appeared and notched 80 tackles, a team-high 3 INTs and 1 PD. In 2015, appeared in 13 games (9 starts) and finished with 55 tackles, 6 PDs, 3.0 sacks and 1 INT. Played in 10 games (3 starts) as a sophomore, registering 36 tackles and 1 FR. After redshirting as a true freshman in 2012, missed the entire 2013 season due to injury.

PERSONAL

- Attended Steele Canyon (Spring Valley, CA) HS, where he was named All-Grossmont League First Team his senior year after recording 80 tackles, five interceptions and returned a fumble recovery for a touchdown. Also named First-Team All-Academic following his senior season.
- Born 9/26/94 in Spring Valley, CA.
- Graduated from Boise State in 2017 with a degree in political science.

INJURY REPORT

2017: Placed on the Injured Reserve List on 8/15 with a knee injury.

JAMES' CAREER STATISTICS

| YEAR | TEAM | GP | GS | TACKLES | | | | YDS | INT | INTERCEPTIONS | | | PD | FUMBLES | | |
|---------------|------|----------|----------|----------|------------------------|----------|----------|----------|----------|---------------|----------|----------|----------|----------|----------|----------|
| | | | | TOT | SOL | AST | SACKS | | | YDS | LG | TD | | FF | FR | YDS |
| 2017 | SF | - | - | - | INJURED RESERVE (Knee) | | | | - | - | - | - | - | - | - | - |
| TOTALS | | - | - | - | - | - | - | - | - | - | - | - | - | - | - | - |

JAMES' TRANSACTIONS

Originally signed as an undrafted free agent by SF on 5/4/17...Waived/Injured by SF on 8/14/17...Placed on the Injured Reserve List on 8/15/17.



LORENZO JEROME

26

DB » 5-10 » 204 » SAINT FRANCIS (PA)

1.20.95 » CORAL SPRINGS, FL » J.P. TARAVELLA HS, CORAL SPRINGS, FL » ROOKIE » ACQUIRED FA IN '17

GOLDMINE

Jerome gives credit of his versatility to one of his best friends, Saint Francis (PA) defensive backs coach Bishop Neal. Neal played four years at Saint Francis, two with Jerome, before becoming the defensive backs coach at the school. Although Jerome is the one in the NFL, he wouldn't call himself the best defensive back to play at Saint Francis. When asked who the best defensive back ever to come out of Saint Francis, Jerome said, "Probably my best friend, who's now my coach, Bishop Neal. He's the best player I ever played with. Physical guy, loved to hit."



JEROME'S GOLDEN NUGGETS

- Accepted invitations to play in the NFLPA Bowl and Senior Bowl, the first player in SFU and NEC history to be invited to those games.
- Was named All-America by Athlon Sports, Associated Press, College Sports Madness, HERO Sports, STATS FCS and Walter Camp Foundation as a defensive back.
- Became the first player in conference history to be a four-time First Team selection. His 18 career interceptions were the most among any active FCS player at the time.

JEROME'S GAME-BY-GAME

2017

| Date | Opp | W/L | P/S | Tot | Sol | Ast | Sk | Yds | Int | Yds | PD | FF | FR | Yds |
|---------------|--------|-----|-----|-----|-----|-----|-----|-----|-----|-----|----|----|----|-----|
| Sep 10 | Car | L | 1/0 | 0 | 0 | 0 | 0.0 | 0.0 | 0 | 0 | 0 | 0 | 0 | 0 |
| Sep 17 | at Sea | | | | | | | | | | | | | |
| Sep 21 | LAR | | | | | | | | | | | | | |
| Oct 1 | at Arz | | | | | | | | | | | | | |
| Oct 8 | at Ind | | | | | | | | | | | | | |
| Oct 15 | at Was | | | | | | | | | | | | | |
| Oct 22 | Dal | | | | | | | | | | | | | |
| Oct 29 | at Phi | | | | | | | | | | | | | |
| Nov 5 | Arz | | | | | | | | | | | | | |
| Nov 12 | NYG | | | | | | | | | | | | | |
| Nov 26 | Sea | | | | | | | | | | | | | |
| Dec 3 | at Chi | | | | | | | | | | | | | |
| Dec 10 | at Hou | | | | | | | | | | | | | |
| Dec 17 | Ten | | | | | | | | | | | | | |
| Dec 24 | Jax | | | | | | | | | | | | | |
| Dec 31 | at LAR | | | | | | | | | | | | | |
| TOTALS | | | 1/0 | 0 | 0 | 0 | 0.0 | 0.0 | 0 | 0 | 0 | 0 | 0 | 0 |

JEROME'S CAREER STATISTICS

| YEAR | TEAM | GP | GS | TACKLES | | | | YDS | INT | YDS | INTERCEPTIONS | | | FUMBLES | | |
|---------------|------|----------|----------|----------|----------|----------|------------|------------|----------|----------|---------------|----------|----------|----------|----------|-----|
| | | | | TOT | SOL | AST | SACKS | | | | LG | TD | PD | FF | FR | YDS |
| 2017 | SF | 1 | 0 | 0 | 0 | 0 | 0.0 | 0.0 | 0 | 0 | 0 | 0 | 0 | 0 | 0 | |
| TOTALS | | 1 | 0 | 0 | 0 | 0 | 0.0 | 0.0 | 0 | 0 | 0 | 0 | 0 | 0 | 0 | |

Milestones:

NFL Debut: vs. Car. (9/10/17)

JEROME'S TRANSACTIONS

Originally signed as an undrafted free agent by SF on 5/4/17.



BJ JOHNSON III

83

WR » 6-1 » 210 » GEORGIA SOUTHERN

2.22.93 » GREENVILLE, SC » WOODRUFF HS, WOODRUFF, SC » ROOKIE » ACQUIRED FA IN '17

GOLDMINE

- Inspired by his parents, Johnson has always been taught the meaning of hard work. The best advice he's ever been given was to be the hardest worker both on and off the field. "My biggest inspiration for me is my parents. Both very hard workers and always have been. Seeing them do what they do makes me go hard when it's time to put my helmet on or even lift weights," said Johnson. He knows first-hand how far determination and a positive attitude can take him. When asked how he wants to be remembered, BJ says, "Being a hard worker and a guy that you could count on and off the field."



JOHNSON'S GOLDEN NUGGETS

- Earned a spot on the 49ers 90-man roster following a tryout during the team's rookie minicamp in May of 2017.
- Led Georgia Southern with 42 receipts. in 2016, goign for 600 yds. and 3 TDs.

COLLEGE

During his five-year career with the Eagles (2012-16), Johnson played in 44 games (35 starts) and registered 92 receipts. for 1,377 yds. and 6 TDs. As a senior in 2016, started all 12 games in which he appeared and finished with a team-high 42 receipts. for 600 yds. and 3 TDs. In 2015, appeared in 9 games (5 starts) and finished with 15 receipts. for 249 yds. Started all 12 games as a sophomore in 2014, registering a team-high 23 receipts. for 312 yds. and 3 TDs. In 2013, appeared in 11 games (6 starts) and led the team with 12 receipts. for 216 yds.

PERSONAL

- Attended Woodruff (SC) HS, where he was named South Carolina Region 2-2A Player of the Year as a senior. Johnson is also a two-time all-state and spartanburg herald all-area team member.
- Served as the team captain during his senior campaign, breaking multiple Woodruff HS records on his way to being selected to the Shrine Bowl All-Star Game.
- Born Bill Johnson III 2/22/93 in Greenville, SC.

INJURY REPORT

2017: Placed on the Injured Reserve List on 8/1 with a knee injury.

JOHNSON'S CAREER STATISTICS

| YEAR | TEAM | GP | GS | NO | RECEIVING | | | | ATT | RUSHING | | | |
|---------------|------|----|----|----|------------------------|-----|----|----|-----|---------|-----|----|----|
| | | | | | YDS | AVG | LG | TD | | YDS | AVG | LG | TD |
| 2017 | SF | - | - | - | INJURED RESERVE (Knee) | | | | - | - | - | - | - |
| TOTALS | | - | - | - | - | - | - | - | - | - | - | - | - |

JOHNSON'S TRANSACTIONS

Originally signed as an undrafted free agent by SF on 5/8/17...Waived/Injured by SF on 7/31/17...Placed on the Injured Reserve List on 8/1/17.



DONTAE JOHNSON

36

CB » 6-2 » 200 » NORTH CAROLINA STATE

12.1.91 » PENNINGTON, NJ » PENNINGTON PREP HS, PENNINGTON, NJ » 4TH YEAR » ACQUIRED D-4B IN '14

GOLDMINE

- During the 2016 offseason, Johnson formed a special relationship with Will Randleman, a young man who suffered a traumatic neck injury while playing youth football in the Bay Area. Initially, Johnson was expecting his visit with Will to be a somber one. However, he was greeted by something unexpected. "He was in such amazing spirits. When I was talking to him, I saw his passion and love for football. We connected over that," said Johnson. When Johnson visits Will, the two talk about the injury, but also go much deeper into their friendship. "We're friends now. It's amazing that we've opened up to each other. I've honestly learned so much from him," Johnson continued. "His attitude has really made me cherish and value the opportunity that I have. I just want to help any way I can and let him know he's not fighting this alone."
- Hauling in 50 passes for 600 yards and 13 touchdowns is an impressive stat-line for a two-way player, which is exactly what Johnson was in high school. He split time as a receiver and defensive back during his time at Pennington Prep (NJ) High School. What made Johnson focus his attention on the defensive side of the ball moving forward? He credited a defensive mentality. Johnson said, "I was more of a physical player. Just the fact that I liked playing defense better. Playing basketball, I had a defensive mindset. So, I guess it just translated to football. I always had a defensive mindset."
- Johnson, a sports management and business administration major, spent the summer prior to his senior year as a sports marketing intern with French West Vaughan, a marketing/public relations firm based out of Raleigh, NC. During his internship, he worked with some high-profile athletes and clients which provided great experience. "I actually got to do a few things with MoGo, the flavored mouthpiece that [former 49ers QB] Colin [Kaepernick] wears. I did that and then I did a few things for [Cincinnati Bengals DT] Geno Atkins, getting him some suits for the ESPY's." Johnson believes if he weren't a professional football player, that he had found his calling in sports marketing. He said, "That was definitely something I would do. Just the interaction with players and businesses, I felt like that was cool."



JOHNSON'S GOLDEN NUGGETS

- His first name is pronounced don-TAY.
- When he got the call that he was being drafted by the 49ers, San Francisco's 2014 first-round draft pick DB Jimmie Ward was one of the first phone calls that he received to congratulate him and tell him how excited he was that the two were going to be teammates. Ward and Johnson were roommates at the 2014 Senior Bowl.
- During the 2017 offseason, Johnson visited Langston Hughes Elementary School in East Orange, NJ in an effort to speak to the students and share his words of wisdom. Said Johnson, "We all have a dream and what you decide to do to get there is your choice. Make the best of it!"

JOHNSON'S GAME-BY-GAME

2017

| Date | Opp | W/L | P/S | Tot | Sol | Ast | Sk | Yds | Int | Yds | PD | FF | FR | Yds |
|---------------|--------|-----|-----|-----|-----|-----|-----|-----|-----|-----|----|----|----|-----|
| Sep 10 | Car | L | 1/1 | 2 | 2 | 0 | 0.0 | 0.0 | 0 | 0 | 0 | 0 | 0 | 0 |
| Sep 17 | at Sea | | | | | | | | | | | | | |
| Sep 21 | LAR | | | | | | | | | | | | | |
| Oct 1 | at Arz | | | | | | | | | | | | | |
| Oct 8 | at Ind | | | | | | | | | | | | | |
| Oct 15 | at Was | | | | | | | | | | | | | |
| Oct 22 | Dal | | | | | | | | | | | | | |
| Oct 29 | at Phi | | | | | | | | | | | | | |
| Nov 5 | Arz | | | | | | | | | | | | | |
| Nov 12 | NYG | | | | | | | | | | | | | |
| Nov 26 | Sea | | | | | | | | | | | | | |
| Dec 3 | at Chi | | | | | | | | | | | | | |
| Dec 10 | at Hou | | | | | | | | | | | | | |
| Dec 17 | Ten | | | | | | | | | | | | | |
| Dec 24 | Jax | | | | | | | | | | | | | |
| Dec 31 | at LAR | | | | | | | | | | | | | |
| TOTALS | | | 1/1 | 2 | 2 | 0 | 0.0 | 0.0 | 0 | 0 | 0 | 0 | 0 | 0 |

JOHNSON'S CAREER STATISTICS

| YEAR | TEAM | GP | GS | TACKLES | | | SACKS | YDS | INT | YDS | INTERCEPTIONS | | PD | FUMBLES | | |
|---------------|------|-----------|----------|-----------|-----------|-----------|------------|------------|----------|-----------|---------------|----------|-----------|----------|----------|----------|
| | | | | TOT | SOL | AST | | | | | LG | TD | | FF | FR | YDS |
| 2014 | SF | 16 | 3 | 31 | 19 | 12 | 0.0 | 0.0 | 1 | 20 | 20t | 0 | 6 | 0 | 0 | 0 |
| 2015 | SF | 16 | 3 | 31 | 23 | 8 | 0.0 | 0.0 | 0 | 0 | – | 0 | 5 | 0 | 0 | 0 |
| 2016 | SF | 15 | 0 | 11 | 10 | 1 | 0.0 | 0.0 | 0 | 0 | – | 0 | 3 | 0 | 0 | 0 |
| 2017 | SF | 1 | 1 | 2 | 2 | 0 | 0.0 | 0.0 | 0 | 0 | – | 0 | 0 | 0 | 0 | 0 |
| TOTALS | | 48 | 7 | 75 | 54 | 21 | 0.0 | 0.0 | 1 | 20 | 20t | 0 | 14 | 0 | 0 | 0 |

Additional Statistics:

Special Teams Tackles – 16: 2014 (6); 2015 (6); 2016 (4)

Special Teams Fumble Recoveries – 2: 2015 (2)

Blocked Field Goals – 1: 2015 (1)

Punt Returns – 1: 2016 (1)

Punt Return Yards – 25: 2016 (25)

Milestones:

NFL Debut: at Dal. (9/7/14); **First Start:** at Sea. (12/14/14); **First INT:** at StL (10/13/14 – QB Austin Davis); **First INT Returned for a TD:** at StL (10/13/14 – QB Austin Davis – 20 yds.)

JOHNSON'S CAREER HIGHS

Total Tackles: 7 (3 times) Last vs. Atl. (11/8/15)

Solo: 6 vs. Atl. (11/8/15)

Assists: 3 vs. Arz. (12/28/14)

Interceptions: 1 at StL (10/13/14)

Passes Defensed: 2 (4 times) Last vs. Sea. (1/1/17)

JOHNSON'S TRANSACTIONS

Originally the second of two 4th-round (129th overall) draft choices by SF in 2014.



CHRIS JONES

92

DL » 6-1 » 293 » BOWLING GREEN STATE

7.12.90 » BROWNSBURG, IN » BROWNSBURG HS, BROWNSBURG, IN » 4TH YEAR » ACQUIRED WAI IN '16 - MIA

AWARDS & HONORS

2014: AFC Special Teams Player of the Week (Week 7)

GOLDMINE

- Jones had an early introduction to how tough the NFL can be. Taken behind 37 other defensive linemen in the 2013 NFL Draft, he was cut by two teams over a span of just 11 days. After selecting him in the sixth round with the 198th overall pick, the Houston Texans cut Jones on 8/31/13. Jones signed with the Tampa Bay Buccaneers on 9/1/13 but lasted only 10 days, as the Buccaneers released him on 9/10/13. Rather than be deterred by these early disappointments, Jones maintained a positive outlook when he signed with the Patriots on 9/11/13, and it has paid off in a big way. Thrust into a starting role after key injuries to the defensive line, Jones finished his rookie season with an AFC-rookie best six sacks.

JONES' GOLDEN NUGGETS

- Originally claimed off waivers by SF on 11/8/16 after appearing in seven games for Miami, he went on to start the final 6 games of the 2016 season for the 49ers.
- Led all AFC rookies with 6.0 sacks in 2013 as a member of the New England Patriots.
- Appeared in 50 games (43 starts) during his four-year career at Bowling Green State and was named the Mid-Atlantic Conference Player of the Year as a senior in 2012.

JONES' CAREER STATISTICS

| YEAR | TEAM | GP | GS | TACKLES | | | | | INTERCEPTIONS | | | | | FUMBLES | | | |
|---------------|--------|-----------|-----------|--------------------------------------|-----------|-----------|------------|-------------|---------------|----------|----------|----------|----------|----------|----------|----------|----------|
| | | | | TOT | SOL | AST | SACKS | YDS | INT | YDS | LG | TD | PD | FF | FR | YDS | |
| 2013 | NE | 13 | 11 | 56 | 39 | 17 | 6.0 | 42.0 | 0 | 0 | – | 0 | 0 | 0 | 0 | 0 | 0 |
| 2014 | NE | 15 | 12 | 27 | 17 | 10 | 3.0 | 17.5 | 0 | 0 | – | 0 | 0 | 0 | 0 | 0 | 0 |
| 2015 | NE | – | – | RESERVE/PHYSICALLY UNABLE TO PERFORM | | | | | – | – | – | – | – | – | – | – | – |
| 2016 | MIA/SF | 13 | 6 | 24 | 19 | 8 | 0.0 | 0.0 | 0 | 0 | – | 0 | 0 | 0 | 0 | 0 | 0 |
| 2017 | SF | – | – | INJURED RESERVE (Core) | | | | | – | – | – | – | – | – | – | – | – |
| TOTALS | | 41 | 29 | 110 | 75 | 35 | 9.0 | 59.5 | 0 | 0 | – | 0 | 0 | 0 | 0 | 0 | 0 |

PLAYOFFS

| YEAR | TEAM | GP | GS | TACKLES | | | | | INTERCEPTIONS | | | | | FUMBLES | | | |
|---------------|------|----------|----------|----------|----------|----------|------------|------------|---------------|----------|----------|----------|----------|----------|----------|----------|----------|
| | | | | TOT | SOL | AST | SACKS | YDS | INT | YDS | LG | TD | PD | FF | FR | YDS | |
| 2013 | NE | 2 | 2 | 7 | 5 | 2 | 1.0 | 5.0 | 0 | 0 | – | 0 | 0 | 0 | 0 | 0 | 0 |
| 2014 | NE | 2 | 0 | 2 | 1 | 1 | 0.0 | 0.0 | 0 | 0 | – | 0 | 0 | 0 | 0 | 0 | 0 |
| TOTALS | | 4 | 2 | 9 | 6 | 3 | 1.0 | 5.0 | 0 | 0 | – | 0 | 0 | 0 | 0 | 0 | 0 |

Additional Statistics:

Blocked Field Goal – 1: 2014 (1)

Blocked PAT – 1: 2016 (1)

Milestones:

NFL Debut: at Atl. (9/29/13); **First Start:** vs. NO (10/13/13); **First Sack:** at Cin. (10/6/13 – QB Andy Dalton); **First Blocked FG:** vs. NYJ (10/16/14 – K Nick Folk); **First Blocked PAT:** vs. Sea. (1/1/17 – K Steven Hauschka)

JONES' CAREER HIGHS

Total Tackles: 10 vs. Den. (11/24/13); Playoffs – 4 vs. Ind. (1/11/14)

Solo: 7 vs. Den. (11/24/13); Playoffs – 3 at Den. (1/19/14)

Assists: 4 at NYJ (10/20/13); Playoffs – 2 vs. Ind. (1/11/14)

Sacks: 2.0 at NYJ (10/20/13); Playoffs – 1.0 vs. Ind. (1/11/14)

JONES' TRANSACTIONS

Originally a 6th-round (198th overall) draft choice by Hou. in 2013...Waived by Hou. on 8/31/13...Claimed off waivers by TB on 9/1/13...Waived by TB on 9/10/13...Claimed off waivers by NE on 9/11/13...Placed on the Physically Unable to Perform List on 9/1/15...Activated from the Physically Unable to Perform List on 2/8/16...Waived by NE on 4/15/16...Signed by Mia. on 4/18/16...Waived by Mia. on 9/3/16...Signed by Mia. on 9/14/16...Waived by Mia. on 11/7/16...Claimed off waivers by SF on 11/8/16...Signed a one-year deal with SF on 3/16/17...Placed on the Injured Reserve List on 9/2/17.



D.J. JONES

93

DL » 6-0 » 321 » MISSISSIPPI

1.19.95 » PIEDMONT, SC » WREN HS, PIEDMONT, SC » ROOKIE » ACQUIRED D-6A IN '17

GOLDMINE

- During the 2017 offseason, Jones took on the role of weatherman for FOX Carolina News. He even sounded the part, speaking of a hot day, "Drink water. Get some fluids in you."
- Jones transferred to Ole Miss following two seasons (2013-14) at East Mississippi Community College (Scooba, MS), the school that was featured in the 2016 Netflix documentary "Last Chance U". During his two seasons in Scooba, Jones helped lead EMCC to a 24-0 record and back-to-back NJCAA National Championships. Prior to transferring, Jones was listed as the No. 3 junior college prospect in the country by 247sports.com and ESPN.com.
- After transferring, Jones immediately became one of the strongest Rebels. According to NFL.com, he benched 440 pounds, squatted 650 pounds and had a max clean of 330 pounds when he finished his time at East Mississippi Community College.

JONES' GOLDEN NUGGETS

- Jones transferred to Ole Miss following two seasons (2013-14) at East Mississippi Community College (Scooba, MS), the school that was featured in the 2016 Netflix documentary "Last Chance U".
- After playing in every game of his junior season with the Rebels, Jones earned the Jeff Hamm Memorial Award as the Rebels' most improved defensive player in the spring of 2016.

JONES' GAME-BY-GAME

2017

| Date | Opp | W/L | P/S | Tot | Sol | Ast | Sk | Yds | Int | Yds | PD | FF | FR | Yds |
|---------------|--------|-----|-----|------------|----------|----------|----------|------------|------------|----------|----------|----------|----------|----------|
| Sep 10 | Car | L | 1/0 | 1 | 1 | 0 | 0.0 | 0.0 | 0 | 0 | 0 | 0 | 0 | 0 |
| Sep 17 | at Sea | | | | | | | | | | | | | |
| Sep 21 | LAR | | | | | | | | | | | | | |
| Oct 1 | at Arz | | | | | | | | | | | | | |
| Oct 8 | at Ind | | | | | | | | | | | | | |
| Oct 15 | at Was | | | | | | | | | | | | | |
| Oct 22 | Dal | | | | | | | | | | | | | |
| Oct 29 | at Phi | | | | | | | | | | | | | |
| Nov 5 | Arz | | | | | | | | | | | | | |
| Nov 12 | NYG | | | | | | | | | | | | | |
| Nov 26 | Sea | | | | | | | | | | | | | |
| Dec 3 | at Chi | | | | | | | | | | | | | |
| Dec 10 | at Hou | | | | | | | | | | | | | |
| Dec 17 | Ten | | | | | | | | | | | | | |
| Dec 24 | Jax | | | | | | | | | | | | | |
| Dec 31 | at LAR | | | | | | | | | | | | | |
| TOTALS | | | | 1/0 | 1 | 1 | 0 | 0.0 | 0.0 | 0 | 0 | 0 | 0 | 0 |

JONES' CAREER STATISTICS

| YEAR | TEAM | GP | GS | TACKLES | | | | YDS | INT | YDS | INTERCEPTIONS | | | FUMBLES | | |
|---------------|------|----------|----------|----------|----------|----------|------------|------------|----------|----------|---------------|----------|----------|----------|----------|----------|
| | | | | TOT | SOL | AST | SACKS | | | | LG | TD | PD | FF | FR | YDS |
| 2017 | SF | 1 | 0 | 1 | 1 | 0 | 0.0 | 0.0 | 0 | 0 | - | 0 | 0 | 0 | 0 | 0 |
| TOTALS | | 1 | 0 | 1 | 1 | 0 | 0.0 | 0.0 | 0 | 0 | - | 0 | 0 | 0 | 0 | 0 |

Milestones:

NFL Debut: vs. Car. (9/10/17)


JONES' CAREER HIGHS

Total Tackles: 1 vs. Car. (9/10/17)

Solo: 1 vs. Car. (9/10/17)

JONES' TRANSACTIONS

Originally the first of two 6th-round (198th overall) draft choices by SF in 2017.



DON JONES

20

DB » 5-11 » 195 » ARKANSAS STATE

5.14.90 » TOWN CREEK, AL » HAZLEWOOD HS, TOWN CREEK, AL » 5TH YEAR » ACQUIRED FA IN '17

AWARDS & HONORS

2013: PFWA All-Rookie Team

GOLDMINE

- In 2016, Jones teamed up with the Gearing Towards Greatness Foundation, a non-profit organization that promotes fitness and health in his hometown of Town Creek, AL, to hold the Don Jones Inaugural Football Camp.



JONES' GOLDEN NUGGETS

- Jones spent his 2009 season as a running back at Arkansas State University. After transferring to Mississippi Gulf Coast Community College for the 2010 season, he returned to Arkansas State and made the position switch to safety for the following two seasons (2011-12).
- Has made his name as a special teams ace, recording 40 special teams tackles during his four-year NFL career.
- Was named to the 2013 All-Rookie team by the Pro Football Writers of America for his work on special teams. He finished the season with a team-high 11 tackles and 1 FF on special teams for the Dolphins.

GOLDMINE (CONTINUED)

- Jones is part of an athletic family, as his sister, Amber, played basketball at UAB for four seasons (2009-13) and professionally overseas in Romania.
- In the summer of 2016, Jones completed an internship at the Cleveland Municipal Court. In his role, Jones shadowed different probation officers, listening to advice given to troubled youth, while adding his own personal experiences.

JONES' CAREER STATISTICS

| YEAR | TEAM | GP | GS | TACKLES | | | | YDS | INTERCEPTIONS | | | | FUMBLES | | | |
|---------------|---------|-----------|----------|----------|------------------------|----------|------------|----------|---------------|----------|----------|----------|----------|----------|----------|----------|
| | | | | TOT | SOL | AST | SACKS | | INT | YDS | LG | TD | PD | FF | FR | YDS |
| 2013 | MIA | 16 | 0 | 0 | 0 | 0 | 0.0 | 0 | 0 | – | 0 | 0 | 0 | 0 | 0 | 0 |
| 2014 | NE/MIA | 13 | 0 | 0 | 0 | 0 | 0.0 | 0 | 0 | – | 0 | 0 | 0 | 0 | 0 | 0 |
| 2015 | NO/CLE | 14 | 0 | 0 | 0 | 0 | 0.0 | 0 | 0 | – | 0 | 0 | 0 | 0 | 0 | 0 |
| 2016 | CLE/HOU | 13 | 0 | 0 | 0 | 0 | 0.0 | 0 | 0 | – | 0 | 0 | 0 | 0 | 0 | 0 |
| 2017 | SF | – | – | – | INJURED RESERVE (Knee) | | | – | – | – | – | – | – | – | – | – |
| TOTALS | | 56 | 0 | 0 | 0 | 0 | 0.0 | 0 | 0 | – | 0 | 0 | 0 | 0 | 0 | 0 |

PLAYOFFS

| YEAR | TEAM | GP | GS | TACKLES | | | | YDS | INTERCEPTIONS | | | | FUMBLES | | | |
|---------------|------|----------|----------|----------|----------|----------|------------|----------|---------------|----------|----------|----------|----------|----------|----------|----------|
| | | | | TOT | SOL | AST | SACKS | | INT | YDS | LG | TD | PD | FF | FR | YDS |
| 2016 | HOU | 2 | 0 | 0 | 0 | 0 | 0.0 | 0 | 0 | – | 0 | 0 | 0 | 0 | 0 | 0 |
| TOTALS | | 2 | 0 | 0 | 0 | 0 | 0.0 | 0 | 0 | – | 0 | 0 | 0 | 0 | 0 | 0 |

Additional Statistics:

Special Teams Tackles: Regular Season – 40: 2013 (11); 2014 (11); 2015 (6); 2016 (12); **Postseason – 2:** 2016 (2)

Special Teams Forced Fumbles – 1: 2013 (1)

Milestones:

NFL Debut: at Cle. (9/8/13)

JONES' TRANSACTIONS

Originally a 7th-round (250th overall) draft choice by Mia. in 2013...Waived by Mia. on 8/31/14...Claimed off waivers by NE on 9/1/14...Waived by NE on 11/27/14...Claimed off waivers by Mia. on 11/28/14...Waived by Mia. on 9/5/15...Signed to NO practice squad on 9/5/15...Promoted to NO active roster on 9/12/15...Waived by NO on 10/13/15...Claimed off waivers by Cle. on 10/14/15...Waived by Cle. on 10/4/16...Signed by Hou. on 10/19/16...Signed a two-year deal with SF on 3/10/17...Placed on the Injured Reserve List on 9/2/17.



KYLE JUSZCZYK

44

FB » 6-1 » 240 » HARVARD

4.23.91 » LODI, OH » CLOVERLEAF HS, LODI, OH » 5TH YEAR » ACQUIRED FA IN '17

AWARDS & HONORS

2016: AFC Pro Bowl



CAREER HIGHLIGHTS

- Led all FBs in 2015 after registering career highs in receipts. (41), rec. yds. (321) and rec. TDs (4) for a Ravens offense that set a single-season team-record in net passing yds. (4,271).
- In 2016, finished with 37 receipts. for 266 yds. and was selected to his first career Pro Bowl.
- Has appeared in all 64 games throughout his NFL career, tied for the longest active streak for consecutive games played in the NFL among FBs (Anthony Sherman, KC).

JUSZCZYK'S GOLDEN NUGGETS

- His last name is pronounced YOOZ-check.
- Admires former U.S. Navy SEAL, Marcus Luttrell, who was awarded the Navy Cross Purple Heart for his actions of bravery.
- Each offseason, Juszczyk likes to build at least one piece of furniture with his hands. His most recent piece of furniture assembled was a farmhouse-style kitchen table.
- In search of his favorite pregame meal, Juszczyk settled on fillet minion with sweet potatoes and spaghetti with scrambled eggs, a meal he describes as, "The perfect combination of protein and the right carbs before a game."
- His great uncle, Rich "Dickie" Moore, played DT at Villanova University before being selected by the Green Bay Packers in the first round (12th overall) of the 1969 NFL Draft.

JUSZCZYK'S GAME-BY-GAME

2017

| Date | Opp | W/L | P/S | Rsh | Yds | Avg | Lg | TD | Rec | Yds | TD |
|---------------|--------|-----|-----|-----|-----|-----|----|----|-----|-----|----|
| Sep 10 | Car | L | 1/1 | 1 | 0 | 0.0 | 0 | 0 | 2 | 17 | 0 |
| Sep 17 | at Sea | | | | | | | | | | |
| Sep 21 | LAR | | | | | | | | | | |
| Oct 1 | at Arz | | | | | | | | | | |
| Oct 8 | at Ind | | | | | | | | | | |
| Oct 15 | at Was | | | | | | | | | | |
| Oct 22 | Dal | | | | | | | | | | |
| Oct 29 | at Phi | | | | | | | | | | |
| Nov 5 | Arz | | | | | | | | | | |
| Nov 12 | NYG | | | | | | | | | | |
| Nov 26 | Sea | | | | | | | | | | |
| Dec 3 | at Chi | | | | | | | | | | |
| Dec 10 | at Hou | | | | | | | | | | |
| Dec 17 | Ten | | | | | | | | | | |
| Dec 24 | Jax | | | | | | | | | | |
| Dec 31 | at LAR | | | | | | | | | | |
| TOTALS | | | 1/1 | 1 | 0 | 0.0 | 0 | 0 | 2 | 17 | 0 |

GOLDMINE

- After signing with the 49ers during 2017 free agency, Juszczyk was quickly viewed as more than a fullback by general manager John Lynch. Said Lynch of Juszczyk, "He's an O.W. So, if you see O.W., that stands for 'offensive weapon.' We saw an offensive weapon that this guy (head coach Kyle Shanahan) is thrilled to be able to use in a number of different capacities and I think that kind of is symbolic of our approach."
- In February of 2017, Juszczyk spoke at the 28th Annual banquet for the Hanover (PA) Rotary Club. He helped recognize 16 scholar-athletes from Hanover, Delone Catholic, South Western and Spring Grove in Pennsylvania. The event raised money for the Hanover Rotary Club to provide funding to local youth organizations.



GOLDMINE (CONTINUED)

- In 2015, Juszczyk hosted the inaugural Juice's Future All-Stars Camp in Burbank, OH, with all proceeds donated to benefit Crohn's disease research.
- Juszczyk often promotes PLAY 60, the NFL's movement to get children active for at least 60 minutes a day. In 2013, he participated in a PLAY 60 Challenge kickoff assembly at Essex (MD) Elementary School.



JUSZCZYK'S CAREER STATISTICS

| YEAR | TEAM | GP | GS | ATT | RUSHING | | | | | RECEIVING | | | | |
|---------------|------|-----------|-----------|----------|-----------|------------|------------|----------|-----------|------------|------------|-----------|----------|--|
| | | | | | YDS | AVG | LG | TD | NO | YDS | AVG | LG | TD | |
| 2013 | BAL | 16 | 0 | 0 | 0 | — | — | 0 | 0 | 0 | — | — | 0 | |
| 2014 | BAL | 16 | 14 | 0 | 0 | — | — | 0 | 19 | 182 | 9.6 | 33 | 1 | |
| 2015 | BAL | 16 | 11 | 2 | 3 | 1.5 | 2 | 0 | 41 | 321 | 7.8 | 39 | 4 | |
| 2016 | BAL | 16 | 7 | 5 | 22 | 4.4 | 10t | 1 | 37 | 266 | 7.2 | 40 | 0 | |
| 2017 | SF | 1 | 1 | 1 | 0 | 0.0 | 0 | 0 | 2 | 17 | 8.5 | 12 | 0 | |
| TOTALS | | 65 | 33 | 8 | 25 | 3.1 | 10t | 1 | 99 | 786 | 7.9 | 40 | 5 | |

PLAYOFFS

| YEAR | TEAM | GP | GS | ATT | RUSHING | | | | RECEIVING | | | | |
|---------------|------|----------|----------|----------|----------|----------|----------|----------|-----------|-----------|------------|-----------|----------|
| | | | | | YDS | AVG | LG | TD | NO | YDS | AVG | LG | TD |
| 2014 | BAL | 2 | 1 | 0 | 0 | — | — | 0 | 6 | 45 | 7.5 | 11 | 0 |
| TOTALS | | 2 | 1 | 0 | 0 | — | — | 0 | 6 | 45 | 7.5 | 11 | 0 |

Additional Statistics:

Fumbles – Lost – 2–2: 2–2 in 2014

Special Teams Tackles: Regular Season – 12: 2013 (5); 2014 (3); 2015 (1); 2016 (3); **Postseason – 4:** 2014 (4)

Special Teams Fumble Recoveries – 1: 2013 (1)

Kick Returns – 5: 2013 (2); 2014 (2); 2015 (1)

Kick Return Yards – 52: 2013 (17); 2014 (28); 2015 (7)

Milestones:

NFL Debut: at Den. (9/5/13); **First Start:** vs. Cin. (9/7/14); **First Reception:** Regular Season – at Cle. (9/21/14 – 9–yd. TD pass from QB Joe Flacco); Postseason – at Pit. (1/3/15 – 7–yd. pass from QB Joe Flacco); **First TD Reception:** at Cle. (9/21/14 – 9–yd. TD pass from QB Joe Flacco); **First Rushing TD:** at Pit. (12/25/16)

JUSZCZYK'S CAREER HIGHS

Rushes: 2 (2 times) Last at Pit. (12/25/16)

Rushing Yards: 15 at Pit. (12/25/16)

Long Rush: 10t at Pit. (12/25/16)

Rushing TDs: 1 at Pit. (12/25/16)

Receptions: Regular Season – 6 at Oak. (10/2/16); Postseason – 4 at NE (1/10/15)

Receiving Yards: Regular Season – 56 at Oak. (10/2/16); Postseason – 29 at NE (1/10/15)

Long Reception: Regular Season – 40 at NE (12/12/16); Postseason – 11 at NE (1/10/15)

TD Receptions: 1 (5 times) Last at Cin. (1/3/16)

JUSZCZYK'S TRANSACTIONS

Originally a 4th-round (130th overall) draft choice by Bal. in 2013...Signed a four-year deal with SF on 3/10/17.



DANIEL KILGORE

67

C » 6-3 » 308 » APPALACHIAN STATE

12.18.87 » KINGSFORT, TN » DOBYNS-BENNETT HS, KINGSFORT, TN » 7TH YEAR » ACQUIRED D-5 IN '11

AWARDS & HONORS

2012: 2012 Madden Most Valuable Protectors Award, Madden Most Valuable Protectors Award (Week 5), Madden Most Valuable Protectors Award (Week 7), Madden Most Valuable Protectors Award (Week 12)

GOLDMINE

- While Kilgore was preparing for the NFL Draft in 2011, he was also serving as a student-teacher at Hardin Park Elementary School working with special-education students in adaptive physical education classes. The day following his graduation from Appalachian State, Kilgore hosted a field trip for his special-education students at ASU. The field trip included a tour of the school's athletic facilities, activities in the Sofield Family Indoor Practice Facility, lunch on the club level of the Appalachian Athletics Center and taking in a few innings of the Appalachian State-Western Carolina baseball game. While football is Kilgore's next chapter in life, he aspires to be a coach and special-education teacher following his NFL career. "I'm very happy that I was drafted, but I absolutely love working with these kids," said Kilgore. "I have had a great student-teaching experience and I know when my NFL career is over, I will get to work in another field that I love and that is working with special-education students and coaching."
- A multi-sport athlete growing up, in addition to football Kilgore played travel baseball, basketball, wrestling and threw shot put on the track and field team.
- Kilgore's hero growing up and to this day is his father, David. David works at a paper mill in Kingsport, TN, a job he's held for more than 29 years. Said Kilgore, "He just taught me a lot of hard work and how it is to be a father and be a man."

KILGORE'S GOLDEN NUGGETS

- His last name is pronounced KILL-gore.
- After snapping a football for the first time in high school, Kilgore would go on to play center for three years on varsity. Playing mainly guard and tackle at Appalachian State, it wasn't until 2014 with the 49ers that he would make his next career start at center. He has made 23 career starts at the position in six seasons (2011-16) with the team.
- Following his senior football season at Appalachian State, he stayed in the area to serve as a student-teacher at Hardin Park Elementary School (Boone, NC), working with special-education students in adaptive physical education classes.
- During his time at Appalachian State and with the 49ers, Kilgore spends his off days volunteering his time working with special-education students.

GOLDMINE (CONTINUED)

- Kilgore returned to his hometown of Kingsport, TN to support the 2015 Tribe Games, a series of athletic competitions for special needs kids from bowling to swimming to track and field. Kilgore's heart for special needs kids grew from volunteering in adapted physical education classes in the Watauga County (NC) School System while playing at Appalachian State. Kilgore wasn't just a casual observer at the games either, as he was a coach, motivator, fan and cheerleader for all 85 participating kids.



KILGORE'S CAREER STATISTICS

GAMES/STARTS – 59/24: 2011 (1/0); 2012 (16/0); 2013 (16/0); 2014 (7/7); 2015 (5/3); 2016 (13/13); 2017 (1/1)

POSTSEASON GAMES/STARTS – 6/0: 2011 (0/0); 2012 (3/0); 2013 (3/0)

Additional Statistics:

Fumble–Lost – 1–0: 1–0 in 2016

Milestones:

NFL Debut: vs. Pit. (12/19/11); **First Start:** at Dal. (9/7/14)

KILGORE'S TRANSACTIONS

Originally a 5th–round (163rd overall) draft choice by SF in 2011...Re–signed with SF through 2017 on 2/27/14...Placed on the Injured Reserve List on 10/25/14...Placed on the Reserve/Physically Unable to Perform List on 8/31/15...Activated from the Reserve/Physically Unable to Perform List on 12/5/15...Placed on the Injured Reserve List on 12/13/16.



GEORGE KITTLE

85

TE » 6-4 » 250 » IOWA

10.9.93 » NORMAN, OK » NORMAN HS, NORMAN, OK » ROOKIE » ACQUIRED D-5A IN '17

GOLDMINE

- Kittle is an avid fan of the WWE. In May of 2017, he took time to visit the Black and Brave Wrestling Academy in Illinois co-owned by one of Kittle's favorite wrestlers, WWE superstar Seth Rollins. At a pro wrestling event on the same weekend, Kittle got to live out one of his dreams and get into the ring, where he delivered a Stone Cold Stunner, a move made famous by his favorite wrestler of all-time, Steve Austin. "I felt like a kid," Kittle said. "It was so much fun. People were cheering. I realized why people get into wrestling, with people feeding off your action."

2017 HIGHLIGHTS

- Started in his NFL debut vs. Car. (9/10) and registered 5 receptions for 27 yds.

KITTLE'S GOLDEN NUGGETS

- His father, Bruce, was an offensive lineman at Iowa where he played in the 1982 Rose Bowl before suffering a career-ending injury in training camp with the Washington Redskins in 1982. Following his football career, Bruce went on to become an assistant coach at Oklahoma University (2010-12), and is currently a criminal-defense attorney.
- Kittle's cousin, Henry Krieger-Coble, signed with the Denver Broncos as an undrafted free agent TE in 2016. The two were teammates at Iowa.
- Showed off his athleticism at the 2017 NFL Combine, ranking third among all tight ends in the 40-yard dash (4.52 seconds) and broad jump (11'0").

KITTLE'S GAME-BY-GAME

2017

| Date | Opp | W/L | P/S | Rec | Yds | Avg | Lg | TD |
|---------------|--------|-----|------------|----------|-----------|------------|-----------|----------|
| Sep 10 | Car | L | 1/1 | 5 | 27 | 5.4 | 13 | 0 |
| Sep 17 | at Sea | | | | | | | |
| Sep 21 | LAR | | | | | | | |
| Oct 1 | at Arz | | | | | | | |
| Oct 8 | at Ind | | | | | | | |
| Oct 15 | at Was | | | | | | | |
| Oct 22 | Dal | | | | | | | |
| Oct 29 | at Phi | | | | | | | |
| Nov 5 | Arz | | | | | | | |
| Nov 12 | NYG | | | | | | | |
| Nov 26 | Sea | | | | | | | |
| Dec 3 | at Chi | | | | | | | |
| Dec 10 | at Hou | | | | | | | |
| Dec 17 | Ten | | | | | | | |
| Dec 24 | Jax | | | | | | | |
| Dec 31 | at LAR | | | | | | | |
| TOTALS | | | 1/1 | 5 | 27 | 5.4 | 13 | 0 |

KITTLE'S CAREER STATISTICS

| YEAR | TEAM | GP | GS | NO | RECEIVING | | | | RUSHING | | | | |
|---------------|------|----------|----------|----------|-----------|------------|-----------|----------|----------|----------|----------|----------|----------|
| | | | | | YDS | AVG | LG | TD | ATT | YDS | AVG | LG | TD |
| 2017 | SF | 1 | 1 | 5 | 27 | 5.4 | 13 | 0 | 0 | 0 | - | 0 | 0 |
| TOTALS | | 1 | 1 | 5 | 27 | 5.4 | 13 | 0 | 0 | 0 | - | 0 | 0 |

Milestones:

NFL Debut: vs. Car. (9/10/17); **First Start:** vs. Car. (9/10/17); **First Reception:** vs. Car. (9/10/17 – 13–yd. pass from QB Brian Hoyer)

KITTLE'S CAREER HIGHS

Receptions: 5 vs. Car. (9/10/17)

Long Reception: 13 vs. Car. (9/10/17)

Receiving Yards: 27 vs. Car. (9/10/17)

KITTLE'S TRANSACTIONS

Originally the first of two 5th-round (146th overall) draft choices by SF in 2017.



AARON LYNCH


59

DL » 6-6 » 270 » SOUTH FLORIDA

2.8.93 » CAPE CORAL, FL » ISLAND COAST HS, CAPE CORAL, FL » 4TH YEAR » ACQUIRED D-5A IN '14

GOLDMINE

- Lynch draws his passion for the game from his mother, who had a much more difficult task than competing in football. "She was a single mom for 20 years. I learned a lot of morals and values from my mother." As the oldest of three children, Lynch was forced to grow up quickly.
- During the 2013 offseason, Lynch volunteered at a local PetSmart in an effort to promote pet adoption. While working, Lynch was assigned a pit bull-bulldog mix as his first dog to assist with adoption. He created such a bond with the puppy, that Lynch himself decided to bring "King" home with him.



LYNCH'S GOLDEN NUGGETS

- If Lynch could go back in time, he would travel to 2006, prior to the passing of his grandfather, Rocky Lynch. Lynch notes his grandfather's passing as the reason he strives to be the best football player he can be. "It made me want to work harder, push myself harder," said Lynch. He wants to carry himself in a manner that his grandfather would be proud of.
- Off the field, when Lynch isn't spending time with his family, he enjoys watching the show *Shark Tank*. On the show, entrepreneurs get the opportunity to bring their dreams to fruition as they present their ideas to five high-level entrepreneurs of their respective industries who made their own dreams a reality and turned their ideas into lucrative empires. Said Lynch, "I'm just fascinated at what people are capable of and their thought process when coming up with their ideas."

LYNCH'S GAME-BY-GAME

2017

| Date | Opp | W/L | P/S | Tot | Sol | Ast | Sk | Yds | Int | Yds | PD | FF | FR | Yds |
|---------------|--------|-----|-----|------------|----------|----------|----------|------------|------------|----------|----------|----------|----------|----------|
| Sep 10 | Car | L | - | - | INACTIVE | - | - | - | - | - | - | - | - | - |
| Sep 17 | at Sea | | | | | | | | | | | | | |
| Sep 21 | LAR | | | | | | | | | | | | | |
| Oct 1 | at Arz | | | | | | | | | | | | | |
| Oct 8 | at Ind | | | | | | | | | | | | | |
| Oct 15 | at Was | | | | | | | | | | | | | |
| Oct 22 | Dal | | | | | | | | | | | | | |
| Oct 29 | at Phi | | | | | | | | | | | | | |
| Nov 5 | Arz | | | | | | | | | | | | | |
| Nov 12 | NYG | | | | | | | | | | | | | |
| Nov 26 | Sea | | | | | | | | | | | | | |
| Dec 3 | at Chi | | | | | | | | | | | | | |
| Dec 10 | at Hou | | | | | | | | | | | | | |
| Dec 17 | Ten | | | | | | | | | | | | | |
| Dec 24 | Jax | | | | | | | | | | | | | |
| Dec 31 | at LAR | | | | | | | | | | | | | |
| TOTALS | | | | 0/0 | 0 | 0 | 0 | 0.0 | 0.0 | 0 | 0 | 0 | 0 | 0 |

LYNCH'S CAREER STATISTICS

| YEAR | TEAM | GP | GS | TACKLES | | | SACKS | YDS | INTERCEPTIONS | | | | FUMBLES | | | |
|---------------|------|-----------|-----------|-----------|-----------|-----------|-------------|-------------|---------------|----------|----------|----------|----------|----------|----------|----------|
| | | | | TOT | SOL | AST | | | INT | YDS | LG | TD | PD | FF | FR | YDS |
| 2014 | SF | 16 | 3 | 23 | 18 | 5 | 6.0 | 39.0 | 0 | 0 | – | 0 | 4 | 0 | 0 | 0 |
| 2015 | SF | 14 | 13 | 46 | 37 | 9 | 6.5 | 50.5 | 0 | 0 | – | 0 | 3 | 0 | 0 | 0 |
| 2016 | SF | 7 | 5 | 12 | 10 | 2 | 1.5 | 6.5 | 0 | 0 | – | 0 | 0 | 0 | 0 | 0 |
| 2017 | SF | 0 | 0 | 0 | 0 | 0 | 0.0 | 0.0 | 0 | 0 | – | 0 | 0 | 0 | 0 | 0 |
| TOTALS | | 37 | 19 | 81 | 65 | 16 | 14.0 | 96.0 | 0 | 0 | – | 0 | 7 | 0 | 0 | 0 |

Additional Statistics:

Blocked Punt – 1: 2014 (1)

Milestones:

NFL Debut: at Dal. (9/7/14); **First Start:** at NO (11/9/14); **First Sack:** at Den. (10/19/14 – QB Peyton Manning); **Multi-Sack Games:** 2, Last vs. Sea. (10/22/15 – 2.0; QB Russell Wilson)

LYNCH'S CAREER HIGHS

Total Tackles: 6 vs. Sea. (10/22/15)

Solo: 5 at Arz. (9/27/15)


Assists: 3 vs. Sea. (10/22/15)

Passes Defended: 1 (7 times) Last vs. Arz. (11/29/15)

Sacks: 2.0 (2 times) Last vs. Sea. (10/22/15)

LYNCH'S TRANSACTIONS

Originally the first of two 5th-round (150th overall) draft choices by SF in 2014...Placed on the Reserve/Suspended List on 9/3/16....Placed on the Exempt List on 10/3/16...Activated from the Exempt List on 10/6/16.



ERIK MAGNUSON

62

OL » 6-6 » 304 » MICHIGAN

1.5.94 » CARLSBAD, CA » LA COSTA CANYON HS, CARLSBAD, CA » ROOKIE » ACQUIRED FA IN '17

GOLDMINE

- Magnuson is a fan of comedians and comedy in general. Various former teammates at Michigan have said he was easily the funniest guy on the team. "Chris Farley is my all-time favorite. His movies are hilarious," said Magnuson when asked about what type of comedy he enjoys. "And I like Will Ferrell." Along with offensive lineman Kyle Kalis, he began his own weekly comedy show 'Gone Piggin' which aired every monday on WOLV TV. When speaking to media before the show first aired, he said he planned for the show to be somewhat similar to 'Wayne's World.'



MAGNUSON'S GOLDEN NUGGET

- Won the Hugh R. Rader Memorial Award as a senior in 2016 at Michigan after starting all 12 games at right tackle. The award honors the school's top lineman. He also earned First-Team All-Big Ten honors.

COLLEGE

Appeared in 46 games (37 starts) along the offensive line during his five-year career at Michigan. As a senior in 2016, started all 12 games at RT to earn the Hugh R. Rader Memorial Award as Michigan's top lineman and First-Team All-Big Ten honors. In 2015, earned Third-Team All-Big Ten honors after starting all 12 games at RT. As a sophomore, appeared in 8 games (5 starts). As a freshman in 2013, appeared in 12 games (7 starts). Redshirted in 2012.

PERSONAL

- Attended La Costa Canyon (Carlsbad, CA) HS, where he was a three-year starter. Was named to the U.S. Army All-American game as a senior and was also a two-time all-state, two-time all-county and two-time all-academic selection.
- Also earned three letters in basketball at La Costa Canyon.
- Majored in sociology at Michigan.
- Born 1/5/94 in Carlsbad, CA.

MAGNUSON'S CAREER STATISTICS

GAMES/STARTS – 0/0: 2017 (0/0)

MAGNUSON'S TRANSACTIONS

Originally signed as an undrafted free agent by SF on 5/4/17.



EARL MITCHELL

90

NT » 6-3 » 310 » ARIZONA

9.25.87 » GALENA PARK, TX » NORTH SHORE HS, GALENA PARK, TX » 8TH YEAR » ACQUIRED FA IN '17

GOLDMINE

- In 2013, Mitchell added CrossFit to his workout repertoire three times a week to help with his endurance. "It's just something I picked up during the offseason," Mitchell said in 2013. "I was kind of just looking at different ways to work out and that was right up my alley and what would translate best for me in terms of how I feel during practice and during games. It takes a lot of heart to do CrossFit so that's really why I did it."
- While playing at the University of Arizona, Mitchell transitioned from TE/H-Back to a DL for his final two seasons (2008-09). "I was able to pick up what the other team's offense was doing, and that helped make the transition easier," said Mitchell.

MITCHELL'S' GOLDEN NUGGETS

- Worked with current 49ers defensive line coach, Jeff Zgonina, who was the assistant defensive line coach with the Houston Texans in 2013. Current 49ers offensive line coach, John Benton, spent the 2010-13 seasons with the Texans, as well as the 2014-15 seasons with the Miami Dolphins, going against Mitchell. He also played with current 49ers defensive quality control coach, DeMeco Ryans, for two seasons (2010-11).
- An avid WWE and professional wrestling fan, Mitchell attended WrestleMania 32 in Dallas, TX, in 2016.

MITCHELL'S GAME-BY-GAME

2017

| Date | Opp | W/L | P/S | Tot | Sol | Ast | Sk | Yds | Int | Yds | PD | FF | FR | Yds |
|---------------|--------|-----|-----|-----|-----|-----|-----|-----|-----|-----|----|----|----|-----|
| Sep 10 | Car | L | 1/1 | 2 | 1 | 1 | 0.0 | 0.0 | 0 | 0 | 1 | 0 | 0 | 0 |
| Sep 17 | at Sea | | | | | | | | | | | | | |
| Sep 21 | LAR | | | | | | | | | | | | | |
| Oct 1 | at Arz | | | | | | | | | | | | | |
| Oct 8 | at Ind | | | | | | | | | | | | | |
| Oct 15 | at Was | | | | | | | | | | | | | |
| Oct 22 | Dal | | | | | | | | | | | | | |
| Oct 29 | at Phi | | | | | | | | | | | | | |
| Nov 5 | Arz | | | | | | | | | | | | | |
| Nov 12 | NYG | | | | | | | | | | | | | |
| Nov 26 | Sea | | | | | | | | | | | | | |
| Dec 3 | at Chi | | | | | | | | | | | | | |
| Dec 10 | at Hou | | | | | | | | | | | | | |
| Dec 17 | Ten | | | | | | | | | | | | | |
| Dec 24 | Jax | | | | | | | | | | | | | |
| Dec 31 | at LAR | | | | | | | | | | | | | |
| TOTALS | | | 1/1 | 2 | 1 | 1 | 0.0 | 0.0 | 0 | 0 | 1 | 0 | 0 | 0 |

MITCHELL'S CAREER STATISTICS

| YEAR | TEAM | GP | GS | TACKLES | | | | | INTERCEPTIONS | | | | FUMBLES | | | | |
|---------------|------|------------|-----------|------------|------------|------------|------------|-------------|---------------|----------|----------|----------|----------|----------|----------|----------|---|
| | | | | TOT | SOL | AST | SACKS | YDS | INT | YDS | LG | TD | PD | FF | FR | YDS | |
| 2010 | HOU | 15 | 0 | 26 | 18 | 8 | 1.0 | 8.0 | 0 | – | – | 0 | 0 | 0 | 0 | 0 | 0 |
| 2011 | HOU | 16 | 0 | 27 | 14 | 13 | 1.0 | 0.0 | 0 | – | – | 0 | 1 | 0 | 0 | 0 | |
| 2012 | HOU | 16 | 3 | 51 | 23 | 28 | 0.0 | 0.0 | 0 | – | – | 0 | 3 | 1 | 0 | 0 | |
| 2013 | HOU | 16 | 14 | 87 | 33 | 54 | 1.5 | 6.5 | 0 | – | – | 0 | 0 | 0 | 0 | 0 | |
| 2014 | MIA | 16 | 4 | 33 | 21 | 12 | 2.0 | 12.0 | 0 | – | – | 0 | 1 | 0 | 0 | 0 | |
| 2015 | MIA | 12 | 12 | 22 | 14 | 8 | 0.0 | 0.0 | 0 | – | – | 0 | 0 | 0 | 0 | 0 | |
| 2016 | MIA | 9 | 5 | 17 | 11 | 6 | 0.0 | 0.0 | 0 | – | – | 0 | 0 | 0 | 0 | 0 | |
| 2017 | SF | 1 | 1 | 2 | 1 | 1 | 0.0 | 0.0 | 0 | – | – | 0 | 1 | 0 | 0 | 0 | |
| TOTALS | | 101 | 39 | 265 | 135 | 130 | 5.5 | 26.5 | 0 | – | – | 0 | 6 | 1 | 0 | 0 | |

PLAYOFFS

| YEAR | TEAM | GP | GS | TACKLES | | | | | INTERCEPTIONS | | | | FUMBLES | | | |
|---------------|------|----------|----------|-----------|----------|----------|------------|------------|---------------|----------|----------|----------|----------|----------|----------|----------|
| | | | | TOT | SOL | AST | SACKS | YDS | INT | YDS | LG | TD | PD | FF | FR | YDS |
| 2011 | HOU | 2 | 0 | 5 | 3 | 2 | 1.0 | 9.0 | 0 | – | – | 0 | 1 | 0 | 0 | 0 |
| 2012 | HOU | 2 | 0 | 5 | 2 | 3 | 0.0 | 0.0 | 0 | – | – | 0 | 0 | 0 | 0 | 0 |
| 2016 | MIA | 1 | 0 | 3 | 3 | 0 | 0.0 | 0.0 | 0 | – | – | 0 | 0 | 0 | 0 | 0 |
| TOTALS | | 5 | 0 | 13 | 8 | 5 | 1.0 | 9.0 | 0 | – | – | 0 | 1 | 0 | 0 | 0 |

Additional Statistics:

Special Teams Fumble Recoveries – 2: 2011 (2)

Blocked Field Goal – 1: 2014 (1)

Kick Returns – 1: 2010 (1)

Kick Return Yards – 0: 2010 (0)

Milestones:

NFL Debut: vs Ind. (9/12/10); **First Start:** at Chi. (11/11/12); **First Sack:** at Ten. (12/19/10 – QB Kerry Collins); **First FF:** at NE (12/10/12 – RB Stevan Ridley); **First Blocked FG:** at Det. (11/9/14 – K Matt Prater)

MITCHELL'S CAREER HIGHS

Total Tackles: Regular Season – 11 at KC (10/20/13); Postseason – 4 (2 times) Last at NE (1/13/13)

Solo: Regular Season – 7 at KC (10/20/13); Postseason – 3 (2 times) Last at Pit. (1/8/17)

Assists: Regular Season – 7 vs. StL (10/13/13); Postseason – Postseason – 3 at NE (1/13/13)

Passes Defensed: Regular Season – 2 at Den. (9/23/12); Postseason – 1 vs. Cin. (1/7/12)

Sacks: Regular Season – 1.0 (5 times) Last vs. Buf. (11/13/14); Postseason – 1.0 vs. Cin. (1/7/12)

Forced Fumbles: 1 at NE (12/10/12)

MITCHELL'S TRANSACTIONS

Originally a 3rd-round (81st overall) draft choice by Hou. in 2010...Signed a four-year deal with Mia. on 3/12/14...Placed on the Injured Reserve List on 9/14/16...Activated from the Injured Reserve List on 11/10/16...Signed a four-year deal with SF on 2/25/17.



RAHEEM MOSTERT

31

RB » 5-10 » 197 » PURDUE

4.9.92 » NEW SMYRNA BEACH, FL » NEW SMYRNA BEACH HS, NEW SMYRNA BEACH, FL » 3RD YEAR » ACQUIRED FA IN '16

GOLDMINE

• A two-sport athlete at Purdue, Mostert starred on the track during his senior season in 2014. He won the Big Ten title in the 60m and 200m at the conference indoor track championship in addition to winning the Big Ten title in the 100m and 200m at the conference outdoor track championship. For his efforts, he was named the Big Ten Indoor and Outdoor Track Athlete of the Championship in addition to the Great Lakes Region Track Athlete of the Year.



MOSTERT'S GOLDEN NUGGETS

- His last name is pronounced MOZE-tert.
- Mostert met his wife, Devon, in college, as the two both attended Purdue University from 2011-14. Devon was an athlete herself, playing on the Boilermakers soccer team.
- A native of New Smyrna Beach, FL, Mostert enjoys saltwater and freshwater fishing in his free time.
- The Walking Dead and Empire are a few of Mostert's favorite shows on TV. He also lists Selena, starring Jennifer Lopez, as his favorite movie.

MOSTERT'S GAME-BY-GAME

2017

| Date | Opp | W/L | P/S | Rsh | Yds | Avg | Lg | TD | Rec | Yds | TD |
|---------------|--------|-----|-----|-----|-----|-----|----|----|-----|-----|----|
| Sep 10 | Car | L | 1/0 | 0 | 0 | - | - | 0 | 0 | 0 | 0 |
| Sep 17 | at Sea | | | | | | | | | | |
| Sep 21 | LAR | | | | | | | | | | |
| Oct 1 | at Arz | | | | | | | | | | |
| Oct 8 | at Ind | | | | | | | | | | |
| Oct 15 | at Was | | | | | | | | | | |
| Oct 22 | Dal | | | | | | | | | | |
| Oct 29 | at Phi | | | | | | | | | | |
| Nov 5 | Arz | | | | | | | | | | |
| Nov 12 | NYG | | | | | | | | | | |
| Nov 26 | Sea | | | | | | | | | | |
| Dec 3 | at Chi | | | | | | | | | | |
| Dec 10 | at Hou | | | | | | | | | | |
| Dec 17 | Ten | | | | | | | | | | |
| Dec 24 | Jax | | | | | | | | | | |
| Dec 31 | at LAR | | | | | | | | | | |
| TOTALS | | | 1/0 | 0 | 0 | - | - | 0 | 0 | 0 | 0 |

MOSTERT'S CAREER STATISTICS

| YEAR | TEAM | GP | GS | NO | RUSHING | | | | RECEIVING | | | | |
|---------------|-------------|-----------|----------|----------|----------|------------|----------|----------|-----------|----------|----------|----------|----------|
| | | | | | YDS | AVG | LG | TD | ATT | YDS | AVG | LG | TD |
| 2015 | MIA/BAL/CLE | 11 | 0 | 0 | 0 | — | — | 0 | 0 | 0 | — | — | 0 |
| 2016 | CHI/SF | 3 | 0 | 1 | 6 | 6.0 | 6 | 0 | 0 | 0 | — | — | 0 |
| 2017 | SF | 1 | 0 | 0 | 0 | — | — | 0 | 0 | 0 | — | — | 0 |
| TOTALS | | 15 | 0 | 1 | 6 | 6.0 | 6 | 0 | 0 | 0 | — | — | 0 |

Additional Statistics:

Special Teams Tackles – 2: 2015 (1); 2017 (1)

Kick Returns – 21: 2015 (19); 2016 (2)

Kick Return Yards – 565: 2015 (530); 2016 (35)

Punt Return Yards – 33: 2016 (33)

Fumbles – Lost – 1 – 1: 1–1 in 2015

Milestones:

NFL Debut: at Jax. (9/20/15)

MOSTERT'S CAREER HIGHS

Rushes: 1 vs. Sea. (1/1/17)

Rushing Yards: 6 vs. Sea. (1/1/17)

Long Rush: 6 vs. Sea. (1/1/17)


Kick Returns: 5 (2 times) Last vs. Pit. (1/3/16)

Kick Return Yards: 159 at Sea. (12/20/15)

Kick Return Long: 53 at Sea. (12/20/15)

MOSTERT'S TRANSACTIONS

Originally signed by Phi. as an undrafted free agent on 5/2/15...Waived by Phi. on 9/5/15...Signed to Phi. practice squad on 9/6/15...Signed from Phi. practice squad to Mia. active roster on 9/15/15...Waived by Mia. on 10/13/15...Claimed off waivers by Bal. on 10/14/15...Waived by Bal. on 12/15/15...Claimed off waivers by Cle. on 12/16/15...Re-signed by Cle. on 3/7/16...Waived by Cle. on 9/4/16...Signed to NYJ practice squad on 9/6/16...Released by NYJ on 9/12/16...Signed to Chi. practice squad on 9/13/16...Promoted to Chi. active roster on 9/21/16...Waived by Chi. on 10/3/16...Signed to Chi. practice squad on 10/4/16...Released by Chi. on 10/21/16...Signed to SF practice squad on 11/28/16...Promoted to SF active roster on 12/30/16.



KYLE NELSON

86

TE/LS » 6-2 » 240 » NEW MEXICO STATE

10.3.86 » CHINA SPRINGS, TX » CHINA SPRINGS HS, CHINA SPRINGS, TX » 6TH YEAR » ACQUIRED FA IN '14

GOLDMINE

- The story of how Nelson became a long snapper goes back to his father's playing days. In the middle of training camp, Nelson's dad was extremely tired after grueling practices. He saw a player heading into his 11th season and he thought to himself, "I wish I was a long snapper." He said, "If I ever have a son, I'm going to make sure he learns how to snap."
- Always around football, in the summers, Kyle would help his dad, Mark, when he was coaching in the NCAA and CFL. He worked as ball boy and assisted the equipment staff with laundry. At a young age, Kyle got to see tight knit locker rooms and learned how successful teams work together on and off the field. Mark's career as a football coach meant many moves for the Nelson family. Kyle was born in Norman, OK and growing up, the family moved between Tulsa, OK and Canada three times and Kyle spent time living in Georgia, Kentucky, Arkansas, Texas, Oklahoma and New Mexico before coming to California.
- In the past, Nelson has worked with middle school football players in Phoenix, AZ, teaching them the craft of long snapping as colleges begin recruiting students specifically to fill that role. "It helps the kids get into school," he said. "We do it to get them scholarships, get their school paid for so their parents don't have to."



NELSON'S GOLDEN NUGGETS

- Comes from a football family where he is a third generation member. His father, Mark, is the defensive coordinator for the Ottawa REDBLACKS in the Canadian Football League, with a quarter-century of coaching experience. Mark played in the CFL for six seasons and spent time coaching in the NCAA at Louisville, Arkansas Tech, Baylor and Kentucky. Kyle's grandfather, Roger, was drafted by the Washington Redskins in 1954. He played offensive tackle for 13 seasons for the CFL's Edmonton Eskimos from 1954-67 and was elected into the CFL Hall of Fame in 1985.
- Growing up in Canada, the first sport he played was ice hockey. Following a move to the United States in middle school, he began playing soccer before playing football for the first time his junior year of high school.

GOLDMINE (CONTINUED)

- In his spare time, Nelson enjoys drawing, reading and going hiking. When Kyle was growing up, his family planned hikes on the weekends where he was able to witness the landscape of Arkansas, Georgia, Texas and Arizona. It translated to painting, where Kyle draws pictures of the outdoors such as oceans, forests and mountains. "I like turning color pictures into black and white, charcoal, Sharpies," he said. "It's a nice, relaxing hobby."

NELSON'S CAREER STATISTICS

GAMES/STARTS – 66/0: 2012 (6/0); 2013 (11/0); 2014 (16/0); 2015 (16/0); 2016 (16/0); 2017 (1/0)

Additional Statistics:

Special Teams Tackles – 14: 2014 (4); 2015 (5); 2016 (5)

Milestones:

NFL Debut: vs. Bal. (11/25/12)

NELSON'S TRANSACTIONS

Originally signed as an undrafted free agent by NO on 7/27/11...Waived by NO on 9/3/11...Signed to NO practice squad on 9/4/11...Waived by NO on 9/5/11... Signed to KC practice squad on 9/7/11... Waived by KC on 9/14/11...Signed to Reserve/Future contract by SF on 1/24/12...Waived by SF on 8/31/12...Signed to Phi. practice squad on 9/25/12...Waived by Phi. on 10/2/12...Signed a two-year deal with SD on 11/20/12...Waived by SD on 5/20/13...Claimed off of waivers by SF on 5/21/13...Waived by SF on 7/10/13...Claimed off of waivers by Sea. on 7/11/13...Waived by Sea. on 8/26/13...Signed by Was. on 10/15/13...Waived by Was. on 7/21/14...Signed by SF on 7/25/14...Re-signed with SF on a four-year deal through 2018 on 3/10/15.



DONAVIN NEWSOM

48

LB » 6-2 » 240 » MISSOURI

10.13.93 » ST. LOUIS, MO » PARKWAY NORTH HS, ST. LOUIS, MO » ROOKIE » ACQUIRED FA IN '17

GOLDMINE

- After wearing number 41 during his redshirt freshman season at Missouri, Newsom switched to number 25 to begin his sophomore season. Newsom made the number switch to honor Aaron O'Neal, a former Mizzouri linebacker who passed away in 2005. Newsom and O'Neal both attended Parkway North HS, and though they never met, Newsom says he wore 25 with pride. "It feels like an honor, honestly," said Newsom at the time. "I'm playing for two people."
- On Mizzouri's Senior Day (11/25/16), Newsom wore number 30 to honor fellow Mizzouri LB Michael Scherer who saw his season cut short due to a torn ACL.



NEWSOM'S GOLDEN NUGGETS

- One of Newsom's hobbies includes drawing and painting. He etches images and later finishes them off by adding color.
- Was the recipient of the 2016 Aaron O'Neal St. Louis Metro Player of the Year Award, given to the team's most inspirational player.

COLLEGE

Appeared in 48 games during his five years (2012-16) at Mizzou, finishing his career with 165 tackles, 18.0 TFLs, 5.5 sacks, 7 PDs, 5 FFs and 1 FR. As a senior in 2016, registered a team-high 73 tackles in 12 games (11 starts) while adding 5.5 TFLs, 3.0 sacks, 4 PDs and 1 FF. In 2015 as a junior, finished fourth on the team with 63 tackles to go along with 9.0 TFLs, 2.5 sacks, 2 FFs and 2 PDs. Saw action in all 14 games (4 starts) and picked up 24 tackles 3.5 TFLs, 1 PD and 1 FR in 2014. In 2013, saw action in 10 games, while recording 1 tackle on defense and 4 tackles on special teams. Redshirted in 2012.

PERSONAL

- Named team captain his senior season at Parkway North (St. Louis, Mo) HS where he ran for 280 yards and four touchdowns. On defense Newsom also ran an interception back 102 yards for a touchdown.
- Born 10/13/93 in St. Louis, MO.

INJURY REPORT


2017: Placed on the Injured Reserve List on 8/16 with a concussion.

NEWSOM'S CAREER STATISTICS

| YEAR | TEAM | GP | GS | TACKLES | | | YDS | INT | YDS | INTERCEPTIONS | | | PD | FUMBLES | | |
|---------------|------|----------|----------|----------|------------------------------|----------|----------|----------|----------|---------------|----------|----------|----------|----------|----------|-----|
| | | | | TOT | SOL | AST | | | | SACKS | LG | TD | | FF | FR | YDS |
| 2017 | SF | - | - | - | INJURED RESERVE (Concussion) | | | - | - | - | - | - | - | - | - | |
| TOTALS | | - | - | - | - | - | - | - | - | - | - | - | - | - | - | |

NEWSOM'S TRANSACTIONS

Acquired as an undrafted free agent by SF on 05/04/17...Waived/Injured by SF on 8/15/17...Placed on the Injured Reserve List on 8/16/17.



LOGAN PAULSEN

82

TE » 6-5 » 268 » UCLA

2.26.87 » WEST HILLS, CA » CHAMINADE COLLEGE PREP HS, WEST HILLS, CA » 8TH YEAR » ACQUIRED FA IN '17

GOLDMINE

- Growing up in Northridge, CA, sports were always a part of Paulsen's life. With soccer dominating most of his childhood, it wasn't until middle school that he took up flag football. Once he got to high school, Paulsen had to choose only one to play because he didn't have time to play both club soccer and high school football. Paulsen didn't expect football to become such a large part of his life until his junior year of high school, when he started receiving scholarship offers. However, choosing a college was as much about academics as it was about football. Paulsen's father graduated from MIT and his uncle graduated from Harvard. Paulsen narrowed his choices down to UCLA, Stanford and Duke before ultimately deciding to become a Bruin. "I always wanted to go to UCLA growing up," Paulsen said in 2012. "Really it was a no decision."
- After his senior season at UCLA in 2010, Paulsen set his sights on the NFL. Without an invite to the Senior Bowl or NFL Combine, he focused all his energy on putting on a good showing at his Pro Day. One person he reached out to for advice during that time was current 49ers assistant head coach/tight ends coach Jon Embree, who coached Paulsen during his freshman year at UCLA. Embree, the tight ends coach for the Washington Redskins at the time, encouraged Paulsen to sign in Washington. "Ultimately, I decided to go with what I knew and go with the guy who I knew would give me an opportunity and a guy that I had a lot of faith in."
- Paulsen was an active member of the community during his six years in the Washington Redskins organization. In 2015, he hosted a flag football kickoff event for Special Olympics Virginia. In 2013, Paulsen participated in the Salute to Play 60 Military Challenge event at Joint Base Andrews and has helped distribute coats, gloves and hats to underserved kids from the Washington, D.C. area.

PAULSEN'S GOLDEN NUGGETS

- Was a member of the Washington Redskins while current 49ers head coach Kyle Shanahan was the offensive coordinator for four seasons (2010-13).
- Was college teammates at UCLA with 49ers offensive quality control coach Taylor Embree for two seasons (2008-09).
- To honor his former teammate who lost his leg in a motorcycle accident, Paulsen grew his beard out for more than a year until he was able to walk again.

PAULSEN'S GAME-BY-GAME

2017

| Date | Opp | W/L | P/S | Rec | Yds | Avg | Lg | TD |
|---------------|--------|-----|------------|----------|----------|----------|----------|----------|
| Sep 10 | Car | L | 1/0 | 0 | 0 | - | - | 0 |
| Sep 17 | at Sea | | | | | | | |
| Sep 21 | LAR | | | | | | | |
| Oct 1 | at Arz | | | | | | | |
| Oct 8 | at Ind | | | | | | | |
| Oct 15 | at Was | | | | | | | |
| Oct 22 | Dal | | | | | | | |
| Oct 29 | at Phi | | | | | | | |
| Nov 5 | Arz | | | | | | | |
| Nov 12 | NYG | | | | | | | |
| Nov 26 | Sea | | | | | | | |
| Dec 3 | at Chi | | | | | | | |
| Dec 10 | at Hou | | | | | | | |
| Dec 17 | Ten | | | | | | | |
| Dec 24 | Jax | | | | | | | |
| Dec 31 | at LAR | | | | | | | |
| TOTALS | | | 1/0 | 0 | 0 | - | - | 0 |

GOLDMINE (CONTINUED)

- In 2012, Paulsen began growing out his beard and vowed not to shave his beard until Nick Ekbatani, a close friend and former UCLA teammate of Paulsen who tragically lost one of his legs as the result of a horrific motorcycle accident earlier that summer, could walk again. In June of 2013, Ekbatani posted a YouTube video of himself walking. Now, Paulsen's typical football season ritual usually involves growing a beard.

- Additionally, Paulsen grows his hair out and donates it to Locks of Love, a non-profit organization that makes wigs for children who have lost their hair from long-term medical treatment. Paulsen explained in 2013, "I donate it every two years. They need 10 inches. I get that every one-and-a-half or two years."



PAULSEN'S CAREER STATISTICS

| YEAR | TEAM | GP | GS | RECEIVING | | | | | RUSHING | | | | | |
|---------------|------|-----------|-----------|-----------|-----------------------|-------------|-----------|----------|----------|----------|----------|----------|----------|----------|
| | | | | NO | YDS | AVG | LG | TD | ATT | YDS | AVG | LG | TD | |
| 2010 | WAS | 11 | 0 | 2 | 10 | 5.0 | 9 | 1 | 0 | 0 | 0 | – | – | 0 |
| 2011 | WAS | 16 | 6 | 11 | 138 | 12.5 | 24 | 0 | 0 | 0 | 0 | – | – | 0 |
| 2012 | WAS | 16 | 10 | 25 | 308 | 12.3 | 31 | 1 | 0 | 0 | 0 | – | – | 0 |
| 2013 | WAS | 16 | 14 | 28 | 267 | 9.5 | 33 | 3 | 0 | 0 | 0 | – | – | 0 |
| 2014 | WAS | 16 | 12 | 13 | 78 | 6.0 | 16t | 1 | 0 | 0 | 0 | – | – | 0 |
| 2015 | WAS | – | – | – | INJURED RESERVE (Toe) | | | | | – | – | – | – | – |
| 2016 | CHI | 16 | 12 | 3 | 15 | 5.0 | 7 | 0 | 0 | 0 | 0 | – | – | 0 |
| 2017 | SF | 1 | 0 | 0 | 0 | – | – | 0 | 0 | 0 | 0 | – | – | 0 |
| TOTALS | | 92 | 54 | 82 | 816 | 10.0 | 33 | 6 | 0 | 0 | 0 | – | – | 0 |

PLAYOFFS

| YEAR | TEAM | GP | GS | RECEIVING | | | | | RUSHING | | | | | |
|---------------|------|----------|----------|-----------|-----------|------------|-----------|----------|----------|----------|----------|----------|----------|----------|
| | | | | NO | YDS | AVG | LG | TD | ATT | YDS | AVG | LG | TD | |
| 2012 | WAS | 1 | 1 | 2 | 15 | 7.5 | 11 | 1 | 0 | 0 | 0 | – | – | 0 |
| TOTALS | | 1 | 1 | 2 | 15 | 7.5 | 11 | 1 | 0 | 0 | 0 | – | – | 0 |

Additional Statistics:

Fumbles – Lost – 3 – 3: 2–2 in 2013; 1–1 in 2014

Kick Returns – 3: 2011 (2); 2014 (1)

Kick Return Yards – 17: 2011 (7); 2014 (10)

Milestones:

NFL Debut: at StL (9/26/10); **First Start:** at Dal. (9/26/11); **First Reception:** at NYG (12/5/10 – 9–yd. pass from QB Donovan McNabb); **First TD Reception:** vs. TB (12/12/10 – 1–yd. TD pass from QB Donovan McNabb)

PAULSEN'S CAREER HIGHS

Receptions: Regular Season – 5 vs. Car. (11/4/12); Postseason – 2 vs. Sea. (1/6/13)

Receiving Yards: Regular Season – 76 at NYG (10/21/12); Postseason – 15 vs. Sea. (1/6/13)

Long Reception: Regular Season – 33 at Oak. (9/29/13); Postseason – 1 vs. Sea. (1/6/13)

Receiving TDs: Regular Season – 1 (6 times) Last at Ind. (11/30/14); Postseason – 1 vs. Sea. (1/6/13)

PAULSEN'S TRANSACTIONS

Originally signed as an undrafted free agent by Was. on 4/29/10...Signed a three–year deal with Was. through 2015 on 3/11/11...Signed a one–year deal with Was. on 3/11/13...Placed on the Injured Reserve List on 8/15/14...Released by Was. on 9/3/16...Signed by Chi. on 9/4/16...Signed a one–year deal with SF on 3/10/17...Released by SF on 9/3/17...Signed a one–year deal with SF on 9/3/17.



BRADLEY PINION

5

P » 6-5 » 229 » CLEMSON

6.1.94 » CONCORD, NC » NORTHWEST CABARRUS HS, CONCORD, NC » 3RD YEAR » ACQUIRED D-5 IN '15

AWARDS & HONORS

2015: 49ers Community Relations Rookie Service Award

GOLDMINE

- Every player has their own unique superstitions and quirks that get them ready for a game of football. For Pinion, it is all about his most important piece of equipment: the shoes. For every practice and game since high school, Pinion has tied his shoes the same way. He takes the laces on his right shoe and wraps them around the bottom, ties them and pushes the knot off to the right side, out of the way. "I like to take care of the important foot first," he says.
- While getting ready for the NFL draft, Pinion added Bikram yoga to his training regimen. In 105-degree heat with 40-percent humidity, he dropped 20 pounds. Pinion also added training at Madabolic Inc. in North Carolina, a hybrid of Cross Fit and Nine Rounds training techniques. "I really started to focus on the small things," said Pinion. "All the small things make the big picture."



- An active member in community relations initiatives since being drafted by the 49ers, Pinion was the winner of the team's CR rookie service award in 2015. In May of 2016, he worked with local elementary students at Don Callejon School to stress the importance of literacy and the fun and love of learning.
- Pinion credits his longtime kicking coach Dan Orner as being the most influential person in his life. While preparing for the NFL Draft, Orner worked out side by side with Pinion, pushing him to get better every step of the way. "Just the way he handles his business and the person that he is, it's something I try and mimic."
- Pinion's family has a long history of serving in the military. Both of his cousins have served in Iraq, where one worked on tanks and the other went door to door assessing threats. His grandfather on his dad's side, Earl Mason, was about to have a tryout with the Dallas Cowboys as a punter, but he was drafted to serve in the Korean War, where he earned a purple heart. Pinion cites his grandfather as one of his heaviest influences in becoming a punter.

PINION'S GOLDEN NUGGETS

- His last name is pronounced PIN-yunn.
- During his time at Clemson, Pinion worked closely with the "Be The Match Foundation," an organization that works to find matches within the bone marrow registry.
- After never playing pee wee football, Pinion received a football as a Christmas gift from his mother, Lorie, in middle school. His father took him out to the field and asked if he wanted to throw the ball. "I wanted to kick it. I grew up playing soccer," said Pinion. His dad put the ball on his foot like a tee, and Pinion knocked through a 35-yard field goal on his first try. "Do that again," he said. Second try, same result. "I guess you could say that it was a Christmas gift that turned into a dream," he said.

PINION'S GAME-BY-GAME

2017

| Date | Opp | W/L | P/S | No | Yds | Avg | Net | TB | In20 | Lg | Blk |
|---------------|--------|-----|------------|----------|------------|-------------|-------------|----------|----------|-----------|----------|
| Sep 10 | Car | L | 1/0 | 4 | 163 | 40.8 | 39.0 | 0 | 1 | 49 | 0 |
| Sep 17 | at Sea | | | | | | | | | | |
| Sep 21 | LAR | | | | | | | | | | |
| Oct 1 | at Arz | | | | | | | | | | |
| Oct 8 | at Ind | | | | | | | | | | |
| Oct 15 | at Was | | | | | | | | | | |
| Oct 22 | Dal | | | | | | | | | | |
| Oct 29 | at Phi | | | | | | | | | | |
| Nov 5 | Arz | | | | | | | | | | |
| Nov 12 | NYG | | | | | | | | | | |
| Nov 26 | Sea | | | | | | | | | | |
| Dec 3 | at Chi | | | | | | | | | | |
| Dec 10 | at Hou | | | | | | | | | | |
| Dec 17 | Ten | | | | | | | | | | |
| Dec 24 | Jax | | | | | | | | | | |
| Dec 31 | at LAR | | | | | | | | | | |
| TOTALS | | | 1/0 | 4 | 163 | 40.8 | 39.0 | 0 | 1 | 49 | 0 |

PINION'S CAREER STATISTICS

| <u>YEAR</u> | <u>TEAM</u> | <u>G</u> | <u>NO</u> | <u>YDS</u> | <u>AVG</u> | <u>RET</u> | <u>YDS</u> | <u>NET</u> | <u>TB</u> | <u>IN 20</u> | <u>LG</u> | <u>BLK</u> |
|---------------|-------------|-----------|------------|--------------|-------------|------------|------------|-------------|-----------|--------------|-----------|------------|
| 2015 | SF | 16 | 91 | 3,969 | 43.6 | 43 | 282 | 39.4 | 5 | 31 | 62 | 0 |
| 2016 | SF | 16 | 100 | 4,402 | 44.0 | 40 | 345 | 39.8 | 4 | 28 | 65 | 0 |
| 2017 | SF | 1 | 4 | 163 | 40.8 | 3 | 7 | 39.0 | 0 | 1 | 49 | 0 |
| TOTALS | | 33 | 195 | 8,534 | 43.8 | 86 | 634 | 39.6 | 9 | 60 | 65 | 0 |

Additional Statistics:

Special Teams Tackles – 3: 2015 (2); 2016 (1)

Milestones:

NFL Debut: vs. Min. (9/14/15); **First punt inside–20:** vs. Min. (9/14/15)

PINION'S CAREER HIGHS

Punts: 9 (4 times) Last at LAR (12/24/16)

Gross Average: 49.9 vs. Arz. (10/6/16)

Net Average: 47.2 vs. Sea. (1/1/17)

Long Punt: 65 vs. Dal. (10/2/16)

Inside–20: 4 (2 times) Last at Car. (9/18/16)

PINION'S TRANSACTIONS

Originally a 5th–round (165th overall) draft choice by SF in 2015.



KEITH REASER

27

CB » 6-0 » 190 » FLORIDA ATLANTIC

7.31.91 » MIAMI, FL » MIAMI KILLIAN HS, MIAMI, FL » 3RD YEAR » ACQUIRED D-5B IN '14

GOLDMINE

- The strength and conditioning part of football is nothing new to Reaser. He grew up a track star in high school and credits the conditioning of the sport to his success on the field. "I definitely improved my speed. I would give that advice to anybody playing football coming up that wanted to improve their speed, track definitely helps. I definitely think that's the reason I can run the way I do now." In addition to his speed, he displayed his strength at the 2014 NFL Combine. Reaser's 22 reps in the bench press were tied for the most by a cornerback.
- Growing up on the coast in Miami, FL, Reaser enjoyed both fresh and saltwater fishing. "I like the competition of fishing. I don't just go by myself. I don't know exactly what I like about it. Just the challenge of catching fish. I enjoy it."

REASER'S GOLDEN NUGGETS

- Cousin of former Washington Redskins Safety Sean Taylor. Reaser was 16 when Taylor passed away. The two would run, train and watch film together. Reaser said, "He was that family member that you looked up to and said, 'I want to be like him, I want to play like him, I want to dress like him.' He was my idol."
- When he first arrived at FAU, he began on the scout team. He eventually worked his way up for the Owls and became a 5th-round draft pick by SF in the 2014 NFL Draft.



REASER'S GAME-BY-GAME

2017

| Date | Opp | W/L | P/S | Tot | Sol | Ast | Sk | Yds | Int | Yds | PD | FF | FR | Yds |
|---------------|--------|-----|-----|-----|-----|-----|-----|-----|-----|-----|----|----|----|-----|
| Sep 10 | Car | L | 1/0 | 0 | 0 | 0 | 0.0 | 0.0 | 0 | 0 | 0 | 0 | 0 | 0 |
| Sep 17 | at Sea | | | | | | | | | | | | | |
| Sep 21 | LAR | | | | | | | | | | | | | |
| Oct 1 | at Arz | | | | | | | | | | | | | |
| Oct 8 | at Ind | | | | | | | | | | | | | |
| Oct 15 | at Was | | | | | | | | | | | | | |
| Oct 22 | Dal | | | | | | | | | | | | | |
| Oct 29 | at Phi | | | | | | | | | | | | | |
| Nov 5 | Arz | | | | | | | | | | | | | |
| Nov 12 | NYG | | | | | | | | | | | | | |
| Nov 26 | Sea | | | | | | | | | | | | | |
| Dec 3 | at Chi | | | | | | | | | | | | | |
| Dec 10 | at Hou | | | | | | | | | | | | | |
| Dec 17 | Ten | | | | | | | | | | | | | |
| Dec 24 | Jax | | | | | | | | | | | | | |
| Dec 31 | at LAR | | | | | | | | | | | | | |
| TOTALS | | | 1/0 | 0 | 0 | 0 | 0.0 | 0.0 | 0 | 0 | 0 | 0 | 0 | 0 |

REASER'S CAREER STATISTICS

| YEAR | TEAM | GP | GS | TACKLES | | | | INTERCEPTIONS | | | | FUMBLES | | | | |
|---------------|------|-----------|----------|-----------|-----------------------------|-----------|------------|---------------|----------|----------|----------|----------|----------|----------|----------|----------|
| | | | | TOT | SOL | AST | SACKS | YDS | INT | YDS | LG | TD | PD | FF | FR | YDS |
| 2014 | SF | – | – | – | RESERVE/NON-FOOTBALL INJURY | | | | – | – | – | – | – | – | – | – |
| 2015 | SF | 13 | 0 | 8 | 6 | 2 | 0.0 | 0.0 | 0 | 0 | – | 0 | 0 | 0 | 0 | 0 |
| 2016 | SF | 15 | 0 | 29 | 21 | 8 | 0.0 | 0.0 | 0 | 0 | – | 0 | 5 | 2 | 0 | 0 |
| 2017 | SF | 1 | 0 | 0 | 0 | 0 | 0.0 | 0.0 | 0 | 0 | – | 0 | 0 | 0 | 0 | 0 |
| TOTALS | | 29 | 0 | 37 | 27 | 10 | 0.0 | 0.0 | 0 | 0 | – | 0 | 5 | 2 | 0 | 0 |

Additional Statistics:

Special Teams Tackles – 4: 2015 (1); 2016 (3)

Milestones:

NFL Debut: vs. Min. (9/14/15); **First FF:** at Arz. (11/13/16 – WR J.J. Nelson)

REASER'S CAREER HIGHS

Total Tackles: 5 (2 times) Last vs. Sea. (1/1/17)

Passes Defensed: 2 at Arz. (11/13/16)

Solo: 3 (6 times) Last vs. Sea. (1/1/17)

Forced Fumbles: 1 (2 times) Last at LAR (12/24/16)

Assists: 2 (5 times) Last vs. Sea. (1/1/17)

REASER'S TRANSACTIONS

Originally the second of two 5th-round (170th overall) draft choices by SF in 2014...Placed on the Reserve/Non-Football Injury List on 8/25/14.



WILL REDMOND

23

CB » 6-0 » 186 » MISSISSIPPI STATE

12.28.93 » MEMPHIS, TN » EAST HS, MEMPHIS, TN » 2ND YEAR » ACQUIRED D-3 IN '16

GOLDMINE

- Redmond was the starting quarterback for the Manassas (Memphis, TN) Tigers High School football team. Manassas was featured in the documentary, *Undefeated*, which won an Academy Award for Best Documentary Feature in 2012. The film documents the struggles of his high school football team, as they attempted a winning season after years of losing. The team was coached by Bill Courtney, who volunteered for the position.
- One of the first things Redmond did after being drafted by the 49ers was visit Dunbar Elementary School in his hometown of Memphis, TN, to speak to the local 4th and 5th grade students.



REDMOND'S GOLDEN NUGGET

- Redmond was the starting quarterback for the Manassas (Memphis, TN) Tigers high school football team. Manassas was featured in the documentary, *Undefeated*, which won an Academy Award for Best Documentary Feature in 2012.

2016

- Placed on the Injured Reserve List on 9/5 and missed the entire season.

COLLEGE

Played in 27 games (7 starts) for the Bulldogs and registered 99 tackles, 5.5 TFLs, 5 INTs and 8 PDs in his career. As a senior, started all 7 games in which he appeared and notched 25 tackles, 2 INTs and 1 PD. In 2014, played in 12 games and led the Bulldogs with 3 INTs. Also tallied 51 tackles, 3.0 TFLs and 5 PDs. As a sophomore, played in 8 games and registered 23 tackles, 2.5 TFLs and 2 PDs.

PERSONAL

- Majored in communications.
- Finished his prep career at East (Memphis, TN) HS where he notched 51 tackles and 4 INTs, while adding 1,355 all-purpose yds. and 18 TDs as senior.
- Began his high school career at Manassas (Memphis, TN) HS which was featured in the documentary, *Undefeated*.
- Born Will Redmond (12/28/93) in Memphis, TN.

INJURY REPORT

- 2016:** Placed on the Injured Reserve List on 9/5 with a knee injury.
- 2017:** Placed on the Injured Reserve List on 9/3 with an ankle injury.



- During the 2017 offseason, Redmond was active in giving back to the community in his hometown of Memphis, TN. He helped his alma mater middle school, Humes Preparatory Academy, launch their own NFL Play 60 event and attended the 5th Annual Make the Right Call Football Camp, a free camp that teaches the fundamentals of football to youths in Memphis.

REDMOND'S CAREER STATISTICS

| YEAR | TEAM | GP | GS | TACKLES | | | | YDS | INTERCEPTIONS | | | | FUMBLES | | | |
|---------------|------|----------|----------|----------|-------------------------|----------|------------|------------|---------------|----------|----------|----------|----------|----------|----------|----------|
| | | | | TOT | SOL | AST | SACKS | | INT | YDS | LG | TD | PD | FF | FR | YDS |
| 2016 | SF | - | - | - | INJURED RESERVE (Knee) | | | | - | - | - | - | - | - | - | - |
| 2017 | SF | - | - | - | INJURED RESERVE (Ankle) | | | | - | - | - | - | - | - | - | - |
| TOTALS | | 0 | 0 | 0 | 0 | 0 | 0.0 | 0.0 | 0 | 0 | - | 0 | 0 | 0 | 0 | 0 |

REDMOND'S TRANSACTIONS

Originally a 3rd-round (68th overall) draft choice by SF in 2016...Placed on the Injured Reserve List on 9/5/16...Waived/Injured by SF on 9/1/17...Placed on the Injured Reserve List on 9/3/17.



ERIC REID

35

S » 6-1 » 213 » LOUISIANA STATE

12.10.91 » GEISMAR, LA » DUTCHTOWN HS, GEISMAR, LA » 5TH YEAR » ACQUIRED D-1 IN '13

AWARDS & HONORS

2013: Pro Bowl, Thomas Herrion Memorial Award, PFWA All-Rookie Team



CAREER HIGHLIGHTS

- In 2013, Reid was one of only three players in the NFL to record 4-or-more INTs and 2-or-more FRs (LB Kiko Alonso 4 INTs/2 FRs; CB Alterraun Verner 5 INTs/2 FRs).

GOLDMINE

- During the 2017 offseason, Reid visited the Ubuntu Football Academy in South Africa, on the recommendation of his wife's, Jaid, mother, who lives in South Africa. Ubuntu's is a youth development, non-profit organization whose mission is, "to mentor and educate the next generation of great African leaders, society-changers and footballers." They accomplish this goal by providing housing, education and soccer development skills to youths in South Africa. During his visit to Ubuntu, Reid spoke with the kids about perseverance and bought a bus for the Academy to use as transportation to and from school and soccer practice.



REID'S GOLDEN NUGGETS

- Was the recipient of the Thomas Herrion Memorial Award in 2013, given by the 49ers coaches to the rookie or first-year player who has taken advantage of every opportunity and turned it into a positive situation.
- Prior to WrestleMania 31 held at Levi's Stadium, along with WWE Superstars, spoke to students about being an ally along with bullying intervention in March of 2015.
- A 2013 Pro Bowl selection, he was the first 49ers rookie safety in franchise history to be named to the Pro Bowl.
- During the 2016 offseason, launched his own website, EricReid35.com.


REID'S GAME-BY-GAME

2017

| Date | Opp | W/L | P/S | Tot | Sol | Ast | Sk | Yds | Int | Yds | PD | FF | FR | Yds |
|---------------|--------|-----|-----|-----|-----|-----|-----|-----|-----|-----|----|----|----|-----|
| Sep 10 | Car | L | 1/1 | 5 | 3 | 2 | 0.0 | 0.0 | 0 | 0 | 0 | 0 | 0 | 0 |
| Sep 17 | at Sea | | | | | | | | | | | | | |
| Sep 21 | LAR | | | | | | | | | | | | | |
| Oct 1 | at Arz | | | | | | | | | | | | | |
| Oct 8 | at Ind | | | | | | | | | | | | | |
| Oct 15 | at Was | | | | | | | | | | | | | |
| Oct 22 | Dal | | | | | | | | | | | | | |
| Oct 29 | at Phi | | | | | | | | | | | | | |
| Nov 5 | Arz | | | | | | | | | | | | | |
| Nov 12 | NYG | | | | | | | | | | | | | |
| Nov 26 | Sea | | | | | | | | | | | | | |
| Dec 3 | at Chi | | | | | | | | | | | | | |
| Dec 10 | at Hou | | | | | | | | | | | | | |
| Dec 17 | Ten | | | | | | | | | | | | | |
| Dec 24 | Jax | | | | | | | | | | | | | |
| Dec 31 | at LAR | | | | | | | | | | | | | |
| TOTALS | | | 1/1 | 5 | 3 | 2 | 0.0 | 0.0 | 0 | 0 | 0 | 0 | 0 | 0 |

GOLDMINE (CONTINUED)

- Prior to Super Bowl 50 held at Levi's Stadium, Reid teamed with fellow 49ers RB Carlos Hyde and Hall of Fame DB Ronnie Lott to put on a Super ProCamp in support of the Starkey Hearing Foundation and presented by Safeway.
- In May of 2016, Reid hosted his Second Annual "Eric Reid Invitational," a golf tournament which raises money for the Baton Rouge Sickle Cell Anemia Foundation. The event has brought in more than \$130,000 throughout its first two years.



- Reid's father, Eric Reid, Sr., was a three-time All-American hurdler for LSU from 1984-87 and is a member of the LSU Athletic Hall of Fame.
- In 2015, Levi's Stadium hosted European giants Manchester United F.C. and FC Barcelona as part of the 2015 International Champions Cup North America Presented by Guinness. Reid, along with teammate Joe Staley, participated in the football-fútbol combination and attended a Barcelona practice.



REID'S CAREER STATISTICS

| YEAR | TEAM | GP | GS | TACKLES | | | | | YDS | INTERCEPTIONS | | | | FUMBLES | | |
|---------------|------|-----------|-----------|------------|------------|-----------|------------|------------|----------|---------------|-----------|----------|-----------|----------|----------|----------|
| | | | | TOT | SOL | AST | SACKS | INT | | YDS | LG | TD | PD | FF | FR | YDS |
| 2013 | SF | 16 | 16 | 92 | 69 | 23 | 0.0 | 0.0 | 4 | 54 | 53 | 0 | 11 | 0 | 1 | 0 |
| 2014 | SF | 15 | 15 | 55 | 39 | 16 | 0.0 | 0.0 | 3 | 138 | 73 | 0 | 7 | 0 | 0 | 0 |
| 2015 | SF | 16 | 16 | 81 | 59 | 22 | 1.0 | 3.0 | 0 | 0 | — | 0 | 7 | 1 | 0 | 0 |
| 2016 | SF | 10 | 10 | 81 | 55 | 26 | 0.0 | 0.0 | 1 | 13 | 13 | 0 | 5 | 1 | 0 | 0 |
| 2017 | SF | 1 | 1 | 5 | 3 | 2 | 0.0 | 0.0 | 0 | 0 | — | 0 | 0 | 0 | 0 | 0 |
| TOTALS | | 58 | 58 | 314 | 225 | 89 | 1.0 | 3.0 | 8 | 205 | 73 | 0 | 30 | 2 | 1 | 0 |

PLAYOFFS

| YEAR | TEAM | GP | GS | TACKLES | | | | | YDS | INTERCEPTIONS | | | | FUMBLES | | |
|---------------|------|----------|----------|-----------|-----------|----------|------------|------------|----------|---------------|----------|----------|----------|----------|----------|----------|
| | | | | TOT | SOL | AST | SACKS | INT | | YDS | LG | TD | PD | FF | FR | YDS |
| 2013 | SF | 3 | 3 | 17 | 11 | 6 | 0.0 | 0.0 | 0 | 0 | — | 0 | 1 | 0 | 0 | 0 |
| TOTALS | | 3 | 3 | 17 | 11 | 6 | 0.0 | 0.0 | 0 | 0 | — | 0 | 1 | 0 | 0 | 0 |

Additional Statistics:

Special Teams Tackles – 15: 2013 (7); 2014 (3); 2015 (5)

Special Teams Fumble Recoveries – 1: 2013 (1)

Milestones:

NFL Debut: vs. GB (9/8/13); **First Start:** vs. GB (9/8/13); **First INT:** vs. GB (9/8/13 – QB Aaron Rodgers); **First FR:** vs. Arz. (10/13/13 – WR Larry Fitzgerald);

First FF: at Cle. (12/13/15 – WR Brian Hartline); **First Sack:** vs. Cin. (12/20/15 – QB AJ McCarron)

REID'S CAREER HIGHS

Total Tackles: Regular Season – 13 (2 times) Last at Sea. (9/25/16);

Postseason – 10 at GB (1/5/14)

Solo: Regular Season – 10 at Sea. (9/25/16); Postseason – 8 at GB (1/5/14)

Assists: Regular Season – 6 vs. Arz. (10/6/16); Postseason – 3 at Sea. (1/19/14)

Sacks: 1.0 vs. Cin. (12/20/15)

Passes Defensed: Regular Season – 2 (3 times) Last at Arz. (11/13/16); Postseason – 1 at Car. (1/12/14)

Interceptions: 1 (8 times) Last at Arz. (11/13/16)

Interception Yards: 73 at Sea. (12/14/14)


Long Interception Return: 53 vs. Arz. (10/13/13)

Forced Fumbles: 1 (2 times) Last vs. Arz. (10/6/16)

Fumble Recoveries: 1 vs. Arz. (10/13/13)

REID'S TRANSACTIONS

Originally a 1st-round (18th overall) draft choice by SF in 2013...Placed on the Injured Reserve List on 11/22/16.



ALDRICK ROBINSON

19

WR » 5-10 » 187 » SOUTHERN METHODIST

9.24.88 » WAXAHACHIE, TX » WAXAHACHIE HS, WAXAHACHIE, TX » 5TH YEAR » ACQUIRED FA IN '17

GOLDMINE

- Outside of football, Robinson is an avid bowler. Despite only picking up the game four years ago, he is already a semi-pro and has a goal of being a professional bowler after his NFL career. As someone who ran track in high school, Robinson appreciates finding another sport with the rare quality where the athlete controls the entire outcome. On two occasions, he has been one throw away from a perfect game and currently has a high score of 290. Robinson also has goals of passing on the game of bowling to his son, Aldrick Robinson Jr., who already has his own bowling ball.
- In his spare time, Robinson often visits hospitals and spends time with the less fortunate. Growing up, his cousin spent a lot of time in the hospital and he used to visit her every day.

ROBINSON'S GOLDEN NUGGETS

- Spent time with current 49ers head coach Kyle Shanahan when he was an offensive coordinator in Washington (2011-13) and Atlanta (2016).
- Ranks second in Southern Methodist school history in rec. yds. (3,313) and TD receipts. (30) behind Denver Broncos WR Emmanuel Sanders (3,791 rec. yds. and 34 TD receipts.).

ROBINSON'S GAME-BY-GAME

2017

| Date | Opp | W/L | P/S | Rec | Yds | Avg | Lg | TD |
|---------------|--------|-----|------------|----------|----------|------------|----------|----------|
| Sep 10 | Car | L | 1/0 | 1 | 7 | 7.0 | 7 | 0 |
| Sep 17 | at Sea | | | | | | | |
| Sep 21 | LAR | | | | | | | |
| Oct 1 | at Arz | | | | | | | |
| Oct 8 | at Ind | | | | | | | |
| Oct 15 | at Was | | | | | | | |
| Oct 22 | Dal | | | | | | | |
| Oct 29 | at Phi | | | | | | | |
| Nov 5 | Arz | | | | | | | |
| Nov 12 | NYG | | | | | | | |
| Nov 26 | Sea | | | | | | | |
| Dec 3 | at Chi | | | | | | | |
| Dec 10 | at Hou | | | | | | | |
| Dec 17 | Ten | | | | | | | |
| Dec 24 | Jax | | | | | | | |
| Dec 31 | at LAR | | | | | | | |
| TOTALS | | | 1/0 | 1 | 7 | 7.0 | 7 | 0 |

ROBINSON'S CAREER STATISTICS

| YEAR | TEAM | GP | GS | RECEIVING | | | | | RUSHING | | | | |
|---------------|-----------------|-----------|----------|-----------|------------|-------------|------------|----------|----------|-----------|------------|-----------|----------|
| | | | | NO | YDS | AVG | LG | TD | ATT | YDS | AVG | LG | TD |
| 2011 | WAS | 0 | 0 | 0 | 0 | – | – | 0 | 0 | 0 | – | – | 0 |
| 2012 | WAS | 15 | 2 | 11 | 237 | 21.5 | 68t | 3 | 1 | 14 | 14.0 | 14 | 0 |
| 2013 | WAS | 16 | 1 | 18 | 365 | 20.3 | 62 | 2 | 3 | –4 | –1.3 | 9 | 0 |
| 2014 | WAS | 5 | 0 | 1 | 6 | 6.0 | 6 | 0 | 0 | 0 | – | – | 0 |
| 2015 | Out of Football | | | | | | | | | | | | |
| 2016 | ATL | 16 | 1 | 20 | 323 | 16.2 | 59 | 2 | 0 | 0 | – | – | 0 |
| 2017 | SF | 1 | 0 | 1 | 7 | 7.0 | 7 | 0 | 0 | 0 | – | – | 0 |
| TOTALS | | 53 | 4 | 51 | 938 | 18.4 | 68t | 7 | 4 | 10 | 2.5 | 14 | 0 |

PLAYOFFS

| YEAR | TEAM | GP | GS | RECEIVING | | | | | RUSHING | | | | |
|---------------|------|----------|----------|-----------|----------|----------|----------|----------|----------|----------|----------|----------|----------|
| | | | | NO | YDS | AVG | LG | TD | ATT | YDS | AVG | LG | TD |
| 2012 | WAS | 1 | 0 | 0 | 0 | – | – | 0 | 0 | 0 | – | – | 0 |
| 2016 | ATL | 3 | 0 | 0 | 0 | – | – | 0 | 0 | 0 | – | – | 0 |
| TOTALS | | 4 | 0 | 0 | 0 | – | – | 0 | 0 | 0 | – | – | 0 |

Additional Statistics:

Kickoff Returns – 2: 2016 (2)

Kickoff Return Yards – 27: 2016 (27)

Milestones:

NFL Debut: at NO (9/9/12); **First NFL Start:** at StL (9/16/12); **First Reception:** at NO (9/9/12 – 5–yd. pass from QB Robert Griffin III); **First TD Reception:** at NO (9/9/12 – 5–yd. TD pass from QB Robert Griffin III); **100–yd. Games:** 1, vs. SF (12/18/16 – 111–yds.)

ROBINSON'S CAREER HIGHS

Receptions: 4 (4 times) Last vs. SF (12/18/16)
Receiving Yards: 111 vs. SF (12/18/16)
Long Reception: 68t at Dal. (11/22/12)
TD Receptions: 1 (7 times) Last vs. KC (12/4/16)

Rushes: 1 (4 times) Last at NYG (12/29/13)
Rushing Yards: 14 at NYG (10/21/12)
Long Rush: 14 at NYG (10/21/12)

ROBINSON'S TRANSACTIONS

Originally a 6th–round (178th overall) draft choice by Was. in 2011...Waived by Was. on 9/3/11...Signed to Was. practice squad on 9/4/11...Promoted to Was. active roster on 12/27/11...Re–signed by Was. on 2/6/12...Waived by Was. on 12/6/14...Signed to Bal. practice squad on 12/9/14...Signed by Bal. on 1/22/15...Waived by Bal. on 8/31/15...Signed by Atl. on 3/15/16...Signed a two–year deal with SF on 3/10/17.



RASHARD ROBINSON

33

CB » 6-1 » 177 » LOUISIANA STATE

7.23.95 » POMPANO BEACH, FL » BLANCHE ELY HS, POMPANO BEACH, FL » 2ND YEAR » ACQUIRED D-4 IN '16

GOLDMINE

- In December of 2015, Robinson partnered with Social Engineers 4 Change (SE4C), a non-profit in his hometown of Pompano Beach, FL, to host the second annual 'Ballin 4 A Cure' Tournament, flag football edition. Proceeds from the 7-on-7 flag football tournament went to asbestos-related cancer awareness and research as well as the Educated Athlete Scholarship Fund.



- Robinson went to Blanche Ely high school in Pompano Beach, FL, the same school as Arizona Cardinals CB Patrick Peterson. The two have a close relationship and are two of many high-profile football players to come out of the area.



2017 HIGHLIGHTS

- Stripped the ball from Panthers RB Christian McCaffrey and recovered the loose ball vs. Car. (9/10), marking the first FF and FR of his career.

ROBINSON'S GOLDEN NUGGETS

- One of the phrases Robinson lives by when it comes to football involves what he calls the "five P's of life." When it comes to practice, the "proper preparation prevents poor performance."
- In an effort to give back to his hometown, Robinson partnered with a local non-profit in Pompano Beach, FL, for a 7-on-7 flag football tournament that raised proceeds for cancer awareness.

ROBINSON'S GAME-BY-GAME

2017

| Date | Opp | W/L | P/S | Tot | Sol | Ast | Sk | Yds | Int | Yds | PD | FF | FR | Yds |
|---------------|--------|-----|-----|-----|-----|-----|-----|-----|-----|-----|----|----|----|-----|
| Sep 10 | Car | L | 1/1 | 4 | 2 | 2 | 0.0 | 0.0 | 0 | 0 | 0 | 1 | 1 | 2 |
| Sep 17 | at Sea | | | | | | | | | | | | | |
| Sep 21 | LAR | | | | | | | | | | | | | |
| Oct 1 | at Arz | | | | | | | | | | | | | |
| Oct 8 | at Ind | | | | | | | | | | | | | |
| Oct 15 | at Was | | | | | | | | | | | | | |
| Oct 22 | Dal | | | | | | | | | | | | | |
| Oct 29 | at Phi | | | | | | | | | | | | | |
| Nov 5 | Arz | | | | | | | | | | | | | |
| Nov 12 | NYG | | | | | | | | | | | | | |
| Nov 26 | Sea | | | | | | | | | | | | | |
| Dec 3 | at Chi | | | | | | | | | | | | | |
| Dec 10 | at Hou | | | | | | | | | | | | | |
| Dec 17 | Ten | | | | | | | | | | | | | |
| Dec 24 | Jax | | | | | | | | | | | | | |
| Dec 31 | at LAR | | | | | | | | | | | | | |
| TOTALS | | | 1/1 | 4 | 2 | 2 | 0.0 | 0.0 | 0 | 0 | 0 | 1 | 1 | 2 |

ROBINSON'S CAREER STATISTICS

| YEAR | TEAM | GP | GS | TACKLES | | | SACKS | YDS | INT | YDS | INTERCEPTIONS | | PD | FUMBLES | | |
|---------------|------|-----------|----------|-----------|-----------|-----------|------------|------------|----------|----------|---------------|----------|----------|----------|----------|----------|
| | | | | TOT | SOL | AST | | | | | LG | TD | | FF | FR | YDS |
| 2016 | SF | 13 | 6 | 34 | 26 | 8 | 0.0 | 0.0 | 1 | 0 | 0 | 0 | 8 | 0 | 0 | 0 |
| 2017 | SF | 1 | 1 | 4 | 2 | 2 | 0.0 | 0.0 | 0 | 0 | – | 0 | 0 | 1 | 1 | 2 |
| TOTALS | | 14 | 7 | 38 | 28 | 10 | 0.0 | 0.0 | 1 | 0 | 0 | 0 | 8 | 1 | 1 | 2 |

Milestones:

NFL Debut: vs. LAR (9/12/16); **First Start:** vs. Dal. (10/2/16); **First INT:** at LAR (12/24/16 – QB Jared Goff); **First FF:** vs. Car. (9/10/17 – RB Christian McCaffrey); **First FR:** vs. Car. (9/10/17 – RB Christian McCaffrey)

ROBINSON'S CAREER HIGHS

Total Tackles: 5 (2 times) Last at Buf. (10/16/16)
Solo: 5 vs. Dal. (10/2/16)
Assists: 3 at Atl. (12/18/16)
Passes Defensed: 3 vs. Dal. (10/2/16)

Forced Fumbles: 1 vs. Car. (9/10/17)
Fumble Recoveries: 1 vs. Car. (9/10/17)
Interceptions: 1 at LAR (12/24/16)
Long Interception Return: 0 at LAR (12/24/16)

ROBINSON'S TRANSACTIONS

Originally a 4th-round (133rd overall) draft choice by SF in 2016.



MALCOLM SMITH

51

LB » 6-0 » 225 » SOUTHERN CALIFORNIA

75.89 » NORTHRIDGE, CA » TAFT HS, WOODLAND HILLS, CA » 7TH YEAR » ACQUIRED FA IN '17

AWARDS & HONORS

2013: Super Bowl XLVIII MVP

CAREER HIGHLIGHTS

- As a member of the Seattle Seahawks, earned Super Bowl XLVIII MVP honors vs. Den (2/2/14 - Super Bowl XLVIII) after totaling 9 tackles, a 69-yd. INT return for a TD, 1 FR and 1 special teams tackle.

GOLDMINE

- Smith and his brother, former NFL WR Steve Smith, founded The Smith Bros. P.L.A.Y. Foundation (Practice Listen Apply Yourself) as a non-profit organization that aims to make a positive impact on youth through education and sports. In 2015, the brothers held their first youth football camp and family fun carnival at their alma mater, Taft High School in Woodland Hills, CA. Other events the Foundation has held include a "Shark-tank" style event called "The 500 Challenge," where under-served Bay Area youth and startup founders teamed up to see who can best pitch their company as well as a Superbowling Fundraiser to raise money for their foundation.



SMITH'S GOLDEN NUGGETS

- Founded the Smith Bros. P.L.A.Y. Foundation with his brother, former NFL WR Steve Smith, which aims to make a positive impact on youth through education and sports.
- His brother, Steve, was a 2006 All-American wide receiver at USC, who lettered four years with the Trojans (2003-06). Steve played for the New York Giants, Philadelphia Eagles and St. Louis Rams during his six-year NFL career.
- Led the Oakland Raiders in tackles in each of his two seasons (2015-16), including a career-high 143 tackles in 2015.
- Earned Super Bowl XLVIII MVP honors and was a key member in helping the Seattle Seahawks earn back-to-back Super Bowl appearances in 2013 and 2014.



SMITH'S CAREER STATISTICS

| YEAR | TEAM | GP | GS | TACKLES | | | | | INTERCEPTIONS | | | | | FUMBLES | | | | |
|---------------|------|-----------|-----------|------------|----------------------------|------------|------------|-------------|---------------|-----------|------------|----------|-----------|----------|----------|----------|----------|---|
| | | | | TOT | SOL | AST | SACKS | YDS | INT | YDS | LG | TD | PD | FF | FR | YDS | | |
| 2011 | SEA | 12 | 0 | 5 | 5 | 0 | 1.0 | 8.0 | 0 | 0 | – | 0 | 0 | 0 | 0 | 0 | 0 | |
| 2012 | SEA | 16 | 3 | 17 | 9 | 8 | 0.0 | 0.0 | 0 | 0 | – | 0 | 2 | 0 | 0 | 0 | 0 | |
| 2013 | SEA | 15 | 8 | 50 | 30 | 20 | 1.0 | 8.0 | 2 | 69 | 37t | 1 | 4 | 1 | 0 | 0 | 0 | |
| 2014 | SEA | 14 | 5 | 33 | 24 | 9 | 0.0 | 0.0 | 0 | 0 | – | 0 | 1 | 2 | 0 | 0 | 0 | |
| 2015 | OAK | 16 | 16 | 143 | 98 | 45 | 4.0 | 22.0 | 1 | 27 | 27 | 0 | 6 | 2 | 0 | 0 | 0 | |
| 2016 | OAK | 15 | 14 | 115 | 87 | 28 | 0.0 | 0.0 | 1 | 0 | 0 | 0 | 3 | 2 | 1 | 0 | 0 | |
| 2017 | SF | – | – | – | INJURED RESERVE (Pectoral) | | | | – | – | – | – | – | – | – | – | – | – |
| TOTALS | | 88 | 46 | 363 | 253 | 110 | 6.0 | 38.0 | 4 | 96 | 37t | 1 | 16 | 7 | 1 | 0 | 0 | |

PLAYOFFS

| YEAR | TEAM | GP | GS | TACKLES | | | | | INTERCEPTIONS | | | | | FUMBLES | | | |
|---------------|------|----------|----------|-----------|-----------|-----------|------------|------------|---------------|-----------|------------|----------|----------|----------|----------|----------|----------|
| | | | | TOT | SOL | AST | SACKS | YDS | INT | YDS | LG | TD | PD | FF | FR | YDS | |
| 2012 | SEA | 2 | 0 | 4 | 4 | 0 | 0.0 | 0.0 | 0 | 0 | – | 0 | 0 | 0 | 0 | 0 | 0 |
| 2013 | SEA | 3 | 2 | 22 | 12 | 10 | 0.0 | 0.0 | 2 | 69 | 69t | 1 | 2 | 0 | 1 | 7 | 0 |
| 2014 | SEA | 3 | 0 | 1 | 0 | 1 | 0.0 | 0.0 | 0 | 0 | – | 0 | 0 | 0 | 0 | 0 | 0 |
| 2016 | OAK | 1 | 1 | 3 | 3 | 0 | 0.0 | 0.0 | 0 | 0 | – | 0 | 2 | 0 | 0 | 0 | 0 |
| TOTALS | | 9 | 3 | 30 | 19 | 11 | 0.0 | 0.0 | 2 | 69 | 69t | 1 | 4 | 0 | 1 | 7 | 0 |

Additional Statistics:

Special Teams Tackles: Regular Season – 24: 2011 (11); 2012 (5); 2013 (4); 2014 (4); **Postseason – 3:** 2012 (2); 2013 (1)

Special Teams Forced Fumbles – 1: 2011 (1)

Special Teams Fumble Recoveries – 1: 2012 (1)

Punt Blocks – 1: 2012 (1)

Milestones:

NFL Debut: at SF (9/11/11); **First Career Start:** at Chi. (12/2/12); **First FR:** Regular Season – at SD (12/18/16 – RB Kenneth Farrow); Postseason – at Den. (2/2/14 – WR Demaryius Thomas); **First FF:** at Hou. (9/29/13 – RB Ben Tate); **First Sack:** vs. Bal. (11/13/11 – QB Joe Flacco); **First INT:** Regular Season – vs. Arz. (12/22/13 – QB Carson Palmer); Postseason – vs. SF (1/19/13 – QB Colin Kaepernick); **First INT Return for a TD:** Regular Season – vs. StL (12/29/13 – QB Kellen Clemens); Postseason – at Den. (2/2/14 – QB Peyton Manning)

SMITH'S CAREER HIGHS

Total Tackles: Regular Season – 14 vs. SD (12/24/15); Postseason – 9 (2 Times) Last at Den. (2/2/14)

Solo: Regular Season – 11 (2 times) Last vs. SD (12/24/15); Postseason – 5 (2 times) Last at Den. (2/2/14)

Assists: Regular Season – 6 vs. Arz. (12/22/13); Postseason – 4 (2 times) Last at Den. (2/2/14)

Passes Defensed: Regular Season – 2 (3 times) Last at Jax. (10/23/16); Postseason – 2 at Hou. (1/7/17)

Fumble Recoveries: Regular Season – 1 at SD (12/18/16); Postseason – 1 at Den. (2/2/14)

Forced Fumbles: 1 (7 times) Last vs. Ind. (12/24/16)

Sacks: 1.0 (6 times) Last at Det. (11/22/15)

Interceptions: Regular Season – 1 (4 times) Last vs. Hou. (11/21/16); Postseason – 1 (2 times) Last at Den. (2/2/14)

Interception Yards: Regular Season – 37t vs. StL (12/29/13); Postseason – 69t at Den. (2/2/14)

Long Interception Return: Regular Season – 37t vs. StL (12/29/13); Postseason – 69t at Den. (2/2/14)

Interception Returns For TD: Regular Season – 37t vs. StL (12/29/13); Postseason – 69t at Den. (2/2/14)

SMITH'S TRANSACTIONS

Originally a 7th-round (242nd overall) draft choice by Sea. in 2011...Signed a two-year deal with Oak. on 3/11/15...Signed five-year deal with SF on 3/10/17... Placed on the Injured Reserve List on 8/7/17.



JOE STALEY

74

T » 6-5 » 315 » CENTRAL MICHIGAN

8.30.84 » ROCKFORD, MI » ROCKFORD HS, ROCKFORD, MI » 11TH YEAR » ACQUIRED D-1B IN '07

AWARDS & HONORS

- 2011:** AP All-Pro Second Team, NFC Pro Bowl, Madden Most Valuable Protectors Award (Week 5), All-NFC West Offense by ESPN's Mike Sando
- 2012:** AP Second-Team All-Pro, NFC Pro Bowl selection (Starter), 2012 Madden Most Valuable Protectors Award, Madden Most Valuable Protectors Award (Week 5), Madden Most Valuable Protectors Award (Week 7), Madden Most Valuable Protectors Award (Week 12)
- 2013:** AP Second-Team All-Pro, Pro Bowl, PFWA All-NFL Team
- 2014:** Pro Bowl, Bobb McKittrick Award
- 2015:** Pro Bowl, Bobb McKittrick Award, 49ers Art Rooney Sportsmanship Award Representative
- 2016:** 49ers Art Rooney Sportsmanship Award Representative



CAREER HIGHLIGHTS

- Became the first 49ers rookie O-Lineman to start every single game in a season since Cas Banaszek (1968-77), who started all 14 contests in 1968.
- Was 1 of only 3 NFL rookies (former 49ers LB Patrick Willis and Browns LT Joe Thomas) to line up for every single snap in 2007, and was 1 of 35 NFL players overall to accomplish the feat out of 1,898 total players.
- Recovered a fumble for a TD [vs. NYJ (12/7/08)], becoming the 6th offensive lineman in 49ers history to register a TD.

GOLDMINE

- In July of 2016, Staley, along with fellow NFL players, appeared on ABC's Family Feud as part of "Celebrity Family Feud." He was part of a team that competed on the iconic game show to win up to \$25,000 for charity. On the show, he was teammates with Pierre Garçon, and the two are now teammates on the field with the 49ers in 2017.



STALEY'S GOLDEN NUGGETS

- His last name is pronounced STAY-lee.
- One of eight finalists for the annual Art Rooney Sportsmanship Award in both 2015 and 2016, presented annually to the NFL player who best demonstrates the qualities of on-field sportsmanship, including fair play, respect for the game and opponents, and integrity in competition.
- During the 2015 offseason, he and his teammates invited Anthony Pineda, a 13-year-old who battled Leukemia, to be a "Captain for the Day" as part of ESPN's "My Wish" program.
- In 2015, Staley was selected as the Bobb McKittrick Award winner for the second consecutive season, which is given annually to the 49ers offensive lineman who best represents the courage, intensity and sacrifice displayed by the longtime offensive line coach, during his 21 years of service to the 49ers. The award was established by the 49ers in 1999, and is voted on by the offensive line.

GOLDMINE (CONTINUED)

- Entering his sophomore season at Central Michigan, Staley and the football program experienced a coaching change. New head coach Brian Kelly and offensive line coach Jeff Quinn asked him to make the switch to offensive tackle. He agreed and the transformation began where he began to wake up at 2 a.m. to consume a 2,000 calorie weight-gaining shake and would work out twice a day to prepare his body for its new life in the trenches. In the first offseason, Staley added 20 pounds to his lean frame. By the time he was a senior, he reached 290 pounds and went on to become the first Chippewa to be drafted in the first round of the NFL Draft.
- In 2013, Joe was an ambassador for San Francisco's first Electric Run, a 5K race that benefits Smile Train, the world's largest cleft lip and palate charity. The race, which was held at Candlestick Park, raised \$10,000 for Smile Train and more than 8,000 people participated in the event.
- Prior to Super Bowl 50 at Levi's Stadium, Staley gave away a pair of tickets and a signed game-worn jersey to single father Johnel Spivey and his seven-year-old daughter, Jordan. Spivey, 54, had been on dialysis three days a week for the previous six years. Despite surgery, he avoided pain medication so he could stay focused on his daughter's needs.

STALEY'S CAREER STATISTICS

GAMES/STARTS – 144/144: 2007 (16/16); 2008 (16/16); 2009 (9/9); 2010 (9/9); 2011 (16/16); 2012 (16/16); 2013 (16/16); 2014 (16/16); 2015 (16/16); 2016 (13/13); 2017 (1/1)

POSTSEASON GAMES/STARTS – 8/8: 2011 (2/2); 2012 (3/3); 2013 (3/3)

Additional Statistics:

Touchdowns – 1: 2008 [FR in endzone vs. NYJ (12/7/08)]

Receptions – 2: 2011 [17–yd. pass from QB Alex Smith vs. Cle. (10/30/11)]; 2013 [14–yd. pass from QB Colin Kaepernick at Arz. (12/29/13)]

Fumble Recoveries – 6: 2007 (1), 2008 (1), 2009 (2), 2012 (1); 2015 (1)

Milestones:

NFL Debut: vs. Arz. (9/10/07); **First Start:** vs. Arz. (9/10/07); **First Reception:** vs. Cle. (10/30/11 – 17–yd. pass from QB Alex Smith); **First FR:** vs. NYJ (12/7/08 – WR Jason Hill); **First FR Returned for a TD:** vs. NYJ (12/7/08 – recovered WR Jason Hill fumble in the end zone); **100th Career Start:** vs. Chi. (9/14/14)

STALEY'S TRANSACTIONS

Originally the second of two 1st–round (28th overall) draft choices by SF in 2007...Signed a six–year extension through 2017 on 6/4/09...Signed a two–year extension through 2019 on 7/17/14.



JAQUISKI TARTT

29

S » 6-1 » 221 » SAMFORD

2.12.92 » MOBILE, AL » W.P. DAVIDSON HS, MOBILE, AL » 3RD YEAR » ACQUIRED D-2 IN '15

AWARDS & HONORS

2015: Thomas Herrion Memorial Award

GOLDMINE

- Tartt's young football career has been heavily influenced by his family. He played his first year of organized football in 2009 at Davidson HS in Mobile, AL, to honor his grandfather, Alfred Lewis, who passed away during the summer before his senior year. "The football coaches and my friends wanted me to come out and play, and he really wanted me to play. I really wanted to play again ever since he passed away, so I do this in his memory." Additionally, Jaquiski chose to attend Samford University at the urging of his mother, a traveling nurse who wanted to go there herself because of their pharmacy program.



- Drafted by the 49ers in the second round of the 2015 NFL Draft, Tartt reunited with best friend and former high school teammate DB Jimmie Ward. Both products of Davidson High School in Mobile, AL, the pair won the Class 6A Region 1 football championship as the school's starting safeties in 2009.
- While visiting his hometown of Mobile during his youth football camp in July of 2016, Tartt was given the key to the city. "If anybody would have told me I would be getting a key to the city of Mobile, I'd have thought they were crazy. It's a wonderful feeling."
- A two-time All-American and All-Southern Conference selection, Tartt was the first player in Samford school history to be invited to play in the Reese's Senior Bowl. Just the sixth player selected in the NFL draft in school history, Jaquiski holds the distinction of being the first player drafted in the second round or higher from Samford University.

2017 HIGHLIGHTS

- Recorded a leaping one-handed catch to pick off Panthers QB Cam Newton vs Car. (9/10), marking his second career INT. His first INT came at Cle. (12/12/15 - QB Johnny Manziel). Tartt also registered a career-long 37-yd. return on the INT.

TARTT'S GOLDEN NUGGETS

- His first name is pronounced juh-KWAH-skee.
- Teamed with Next Level Football Camp for his inaugural camp in his hometown of Mobile, AL, on July 9, 2016. The goal of the camp was to allow one day of football training to impact the other 364 days of the year by participants being partnered with a mentor/coach from the camp.
- Named the 49ers Thomas Herrion Memorial Award winner for the 2015 season. The award, as voted on by the coaches, was established in 2005 by 49ers owners Denise and John York and is presented to a rookie or first-year player who best represents the dream of Thomas Herrion.
- Became the sixth player selected in the NFL Draft in Samford school history and holds the distinction of being the first player drafted in the second round or higher.
- Reunited with high school teammate and 2014 49ers 1st round pick DB Jimmie Ward. Both are products of Davidson HS in Mobile, AL. The pair won the Class 6A Region 1 football championship as the school's starting safeties in 2009.

TARTT'S GAME-BY-GAME

2017

| Date | Opp | W/L | P/S | Tot | Sol | Ast | Sk | Yds | Int | Yds | PD | FF | FR | Yds |
|---------------|--------|-----|-----|-----|-----|-----|-----|-----|-----|-----|----|----|----|-----|
| Sep 10 | Car | L | 1/1 | 7 | 7 | 0 | 0.0 | 0.0 | 1 | 37 | 1 | 0 | 0 | 0 |
| Sep 17 | at Sea | | | | | | | | | | | | | |
| Sep 21 | LAR | | | | | | | | | | | | | |
| Oct 1 | at Arz | | | | | | | | | | | | | |
| Oct 8 | at Ind | | | | | | | | | | | | | |
| Oct 15 | at Was | | | | | | | | | | | | | |
| Oct 22 | Dal | | | | | | | | | | | | | |
| Oct 29 | at Phi | | | | | | | | | | | | | |
| Nov 5 | Arz | | | | | | | | | | | | | |
| Nov 12 | NYG | | | | | | | | | | | | | |
| Nov 26 | Sea | | | | | | | | | | | | | |
| Dec 3 | at Chi | | | | | | | | | | | | | |
| Dec 10 | at Hou | | | | | | | | | | | | | |
| Dec 17 | Ten | | | | | | | | | | | | | |
| Dec 24 | Jax | | | | | | | | | | | | | |
| Dec 31 | at LAR | | | | | | | | | | | | | |
| TOTALS | | | 1/1 | 7 | 7 | 0 | 0.0 | 0.0 | 1 | 37 | 1 | 0 | 0 | 0 |

TARTT'S CAREER STATISTICS

| YEAR | TEAM | GP | GS | TACKLES | | | | | INTERCEPTIONS | | | | | FUMBLES | | |
|---------------|------|-----------|-----------|------------|------------|-----------|------------|-------------|---------------|-----------|-----------|----------|----------|----------|----------|----------|
| | | | | TOT | SOL | AST | SACKS | YDS | INT | YDS | LG | TD | PD | FF | FR | YDS |
| 2015 | SF | 15 | 8 | 66 | 57 | 9 | 2.0 | 22.0 | 1 | 25 | 25 | 0 | 3 | 1 | 0 | 0 |
| 2016 | SF | 15 | 6 | 61 | 38 | 23 | 1.0 | 10.0 | 0 | 0 | – | 0 | 3 | 0 | 0 | 0 |
| 2017 | SF | 1 | 1 | 7 | 7 | 0 | 0.0 | 0.0 | 1 | 37 | 37 | 0 | 1 | 0 | 0 | 0 |
| TOTALS | | 31 | 15 | 134 | 102 | 32 | 3.0 | 32.0 | 2 | 62 | 37 | 0 | 7 | 1 | 0 | 0 |

Additional Statistics:

Special Teams Tackles – 14: 2015 (1); 2016 (13)

Milestones:

NFL Debut: vs. Min. (9/14/15); **First Sack:** vs. Min. (9/14/15 – QB Teddy Bridgewater); **First Start:** at StL (11/1/15); **First FF:** at StL (11/1/15 – WR Tavon Austin); **First INT:** at Cle. (12/12/15 – QB Johnny Manziel)

TARTT'S CAREER HIGHS

Total Tackles: 13 vs. NYJ (12/11/16)

Solo: 9 (2 times) Last vs. NYJ (12/11/16)

Assists: 4 (3 times) Last at LAR (12/24/16)

Passes Defensed: 2 vs. Atl. (11/8/15)

Forced Fumbles: 1 at StL (11/1/15)

Interceptions: 1 (2 times) Last vs. Car. (9/10/17)

Interception Yards: 37 vs. Car. (9/10/17)

Long Interception Return: 37 vs. Car. (9/10/17)

Sacks: 1.0 (3 times) Last vs. NYJ (12/11/16)

TARTT'S TRANSACTIONS

Originally a 2nd–round (46th overall) draft choice by SF in 2015...Placed on the Active/Non–Football Injury List on 7/31/16...Activated from the Active/Non–Football Injury List on 8/6/16.



PITA TAUMOEPENU

55

LB » 6-1 » 245 » UTAH

3.9.94 » PROVO, UT » TIMPVIEV HS, PROVO, UT » ROOKIE » ACQUIRED D-6B IN '17

GOLDMINE

- Taumoepenu grew up with his mother's family about 3,000 miles east of Australia on the island of Tongatapu, which is the main island in the Tongan archipelago. He learned to develop his work ethic on his grandparents farm, where he helped grow pineapples and watermelons.
- Growing up in Tonga, the common sports played are rugby and cricket. Taumoepenu's experience playing rugby helped his transition to football. Said Taumoepenu, "It was hard for me to see through that face-mask. I came from rugby to football. It was pretty difficult at times. But I told myself I can do it. And basically I just tried to stay positive."
- After moving in with his aunt in Provo, UT, Taumoepenu worked to develop his English. He increased his ACT score from an 18 when he first arrived in the United States to a 28 just one year later. Taumoepenu's dedication and hard work continued to pay off, completing degrees in economics and sociology in three years at Utah.



TAUMOEPENU'S GOLDEN NUGGETS

- His full name is pronounced PEET-uh, tao-mo-eh-PEN-ew.
- Taumoepenu was just three months old when his grandparents, Pita and Meleseini Taumoepenu, took him and his older sister, Ruth Tuha, to live in Tonga. Not knowing what football was at the time, he remembered listening to his grandfather tell him how he was going to become an NFL player. When he was 17, he moved to Utah where he lived with an aunt and attended Timpview HS. At that time, his cousins persuaded him to try the game his grandfather loved. "My coach just told me to go get the quarterback," Taumoepenu said in 2015. "That's all I cared about. That's all I do, and it was fun."

TAUMOEPENU'S GAME-BY-GAME

| 2017 | | | | | | | | | | | | | | | | |
|---------------|--------|-----|-----|-----|-----|-----|----------|-----|-----|-----|----|----|----|-----|---|---|
| Date | Opp | W/L | P/S | Tot | Sol | Ast | Sk | Yds | Int | Yds | PD | FF | FR | Yds | | |
| Sep 10 | Car | L | - | - | | | INACTIVE | - | - | - | - | - | - | - | - | - |
| Sep 17 | at Sea | | | | | | | | | | | | | | | |
| Sep 21 | LAR | | | | | | | | | | | | | | | |
| Oct 1 | at Arz | | | | | | | | | | | | | | | |
| Oct 8 | at Ind | | | | | | | | | | | | | | | |
| Oct 15 | at Was | | | | | | | | | | | | | | | |
| Oct 22 | Dal | | | | | | | | | | | | | | | |
| Oct 29 | at Phi | | | | | | | | | | | | | | | |
| Nov 5 | Arz | | | | | | | | | | | | | | | |
| Nov 12 | NYG | | | | | | | | | | | | | | | |
| Nov 26 | Sea | | | | | | | | | | | | | | | |
| Dec 3 | at Chi | | | | | | | | | | | | | | | |
| Dec 10 | at Hou | | | | | | | | | | | | | | | |
| Dec 17 | Ten | | | | | | | | | | | | | | | |
| Dec 24 | Jax | | | | | | | | | | | | | | | |
| Dec 31 | at LAR | | | | | | | | | | | | | | | |
| TOTALS | | | | | | | | | | | | | | | | |

TAUMOEPENU'S CAREER STATISTICS

| YEAR | TEAM | GP | GS | TACKLES | | | | YDS | INT | INTERCEPTIONS | | | | FUMBLES | | | |
|---------------|------|----------|----------|----------|----------|----------|------------|------------|----------|---------------|----------|----------|----------|----------|----------|----------|----------|
| | | | | TOT | SOL | AST | SACKS | | | YDS | LG | TD | PD | FF | FR | YDS | |
| 2017 | SF | 0 | 0 | 0 | 0 | 0 | 0.0 | 0.0 | 0 | 0 | - | 0 | 0 | 0 | 0 | 0 | 0 |
| TOTALS | | 0 | 0 | 0 | 0 | 0 | 0.0 | 0.0 | 0 | 0 | - | 0 | 0 | 0 | 0 | 0 | 0 |

TAUMOEPENU'S TRANSACTIONS

Originally the second of two 6th-round (202nd overall) draft choices by SF in 2017.



TRENT TAYLOR

81

WR » 5-8 » 178 » LOUISIANA TECH

4.30.94 » SHREVEPORT, LA » EVANGEL CHRISTIAN ACADEMY, SHREVEPORT, LA » ROOKIE » ACQUIRED D-5B IN '17

GOLDMINE

- Growing up, Taylor was a multi-sport athlete while attending Evangel Christian (Shreveport, LA) high school. He was an all-state baseball player in addition to participating in track and long jump. For one season, Taylor played tennis with his quarterback as his doubles partner and the two were state runners-up that year.
- While playing defensive back in high school, Taylor hit an opponent with such ferocity that he broke the receiver's jaw.

TAYLOR'S GOLDEN NUGGETS

- Taylor's father, Greg, played linebacker at Western Kentucky University from 1982-85 where he played under WKU's all-time wins leader, Jimmy Feix, for two seasons (1984-85).
- In 2016, Taylor led the nation with 1,803 rec. yds. on 136 recpts. to go along with 12 TDs.
- Taylor has lived in three states during his life, including Kentucky, Louisiana and Tennessee. During his time in Tennessee, he became very fond of the city of Nashville and country music.

TAYLOR'S GAME-BY-GAME

| 2017 | | | | | | | | | | 2017 Returns | | | | | | | | | | | | | |
|---------------|--------|-----|-----|-----|-----|-----|----|----|--|---------------|--------|----|-----|-----|----|----|----|----|-----|-----|----|----|--|
| Date | Opp | W/L | P/S | Rec | Yds | Avg | Lg | TD | | Date | Opp | KR | Yds | Avg | Lg | TD | PR | FC | Yds | Avg | Lg | TD | |
| Sep 10 | Car | L | 1/0 | 1 | 8 | 8.0 | 8 | 0 | | Sep 10 | Car | 0 | 0 | - | - | 0 | 1 | 1 | 9 | 9.0 | 9 | 0 | |
| Sep 17 | at Sea | | | | | | | | | Sep 17 | at Sea | | | | | | | | | | | | |
| Sep 21 | LAR | | | | | | | | | Sep 21 | LAR | | | | | | | | | | | | |
| Oct 1 | at Arz | | | | | | | | | Oct 1 | at Arz | | | | | | | | | | | | |
| Oct 8 | at Ind | | | | | | | | | Oct 8 | at Ind | | | | | | | | | | | | |
| Oct 15 | at Was | | | | | | | | | Oct 15 | at Was | | | | | | | | | | | | |
| Oct 22 | Dal | | | | | | | | | Oct 22 | Dal | | | | | | | | | | | | |
| Oct 29 | at Phi | | | | | | | | | Oct 29 | at Phi | | | | | | | | | | | | |
| Nov 5 | Arz | | | | | | | | | Nov 5 | Arz | | | | | | | | | | | | |
| Nov 12 | NYG | | | | | | | | | Nov 12 | NYG | | | | | | | | | | | | |
| Nov 26 | Sea | | | | | | | | | Nov 26 | Sea | | | | | | | | | | | | |
| Dec 3 | at Chi | | | | | | | | | Dec 3 | at Chi | | | | | | | | | | | | |
| Dec 10 | at Hou | | | | | | | | | Dec 10 | at Hou | | | | | | | | | | | | |
| Dec 17 | Ten | | | | | | | | | Dec 17 | Ten | | | | | | | | | | | | |
| Dec 24 | Jax | | | | | | | | | Dec 24 | Jax | | | | | | | | | | | | |
| Dec 31 | at LAR | | | | | | | | | Dec 31 | at LAR | | | | | | | | | | | | |
| TOTALS | | | 1/0 | 1 | 8 | 8.0 | 8 | 0 | | TOTALS | | 0 | 0 | - | - | 0 | 1 | 1 | 9 | 9.0 | 9 | 0 | |

TAYLOR'S CAREER STATISTICS

| YEAR | TEAM | GP | GS | RECEIVING | | | | | RUSHING | | | | |
|---------------|------|----------|----------|-----------|----------|------------|----------|----------|----------|----------|----------|----------|----------|
| | | | | NO | YDS | AVG | LG | TD | ATT | YDS | AVG | LG | TD |
| 2017 | SF | 1 | 0 | 1 | 8 | 8.0 | 8 | 0 | 0 | 0 | – | 0 | 0 |
| TOTALS | | 1 | 0 | 1 | 8 | 8.0 | 8 | 0 | 0 | 0 | – | 0 | 0 |

| YEAR | TEAM | KICKOFF RETURNS | | | | | PUNT RETURNS | | | | | |
|---------------|------|-----------------|----------|----------|----------|----------|--------------|----------|----------|------------|----------|----------|
| | | NO | YDS | AVG | LG | TD | NO | FC | YDS | AVG | LG | TD |
| 2017 | SF | 0 | 0 | – | – | 0 | 1 | 1 | 9 | 9.0 | 9 | 0 |
| TOTALS | | 0 | 0 | – | – | 0 | 1 | 1 | 9 | 9.0 | 9 | 0 |

Milestones:

NFL Debut: vs. Car. (9/10/17); **First Reception:** vs. Car. (9/10/17 – 8–yd. pass from QB Brian Hoyer); **First Punt Return:** vs. Car (9/10/17 – 9–yd. PR)

TAYLOR'S CAREER HIGHS

Receptions: 3 (2 times) Last at Det. (12/27/15)

Receiving Yards: 55 at Det. (12/27/15)


Long Reception: 44 vs. StL (1/3/16)

Punt Returns: 6 vs. Cin. (12/20/15)

Punt Return Yards: 40 vs. Cin. (12/20/15)

TAYLOR'S TRANSACTIONS

Originally the second of two 5th–round (177th overall) draft choices by SF in 2017.



JOHN THEUS

71

OL » 6-6 » 303 » GEORGIA

1.19.94 » JACKSONVILLE, FL » THE BOLLES SCHOOL, JACKSONVILLE, FL » 2ND YEAR » ACQUIRED D-5B IN '16

AWARDS & HONORS

2016: 49ers Community Relations Rookie Service Award

GOLDMINE

- In 2013, Theus took a mission trip to Haiti during spring break with his brother, Nathan, and Georgia teammates, Preston Mobley and Hugh Williams. In the morning, they worked in a village painting and tilling the land and led Bible study in the afternoon. On being in Haiti three years after a devastating earthquake Theus said, "It definitely makes you count your blessings. It was fun to go over there and help whatever way I could."
- Theus' brother, Nathan, played long snapper at Georgia (2012-15) and the two were born 18-months apart.



2016

- Appeared in the final 4 games of the season and made his first NFL start at RT at LAR (12/24).

THEUS' GOLDEN NUGGETS

- In 2013, Theus took a mission trip to Haiti during spring break where he worked in a village and led Bible study.
- Theus' brother, Nathan, played long snapper at Georgia (2012-15) and the two went through the NFL Draft process together in 2016.

COLLEGE

Played in 53 games (48 starts) for the Bulldogs. As a senior, started all 13 games and was voted the Bulldogs overall team captain and also won one of four Coaches' Leadership Awards. Also earned First-Team All-SEC honors. In 2014, started all 13 games and earned AP Honorable Mention All-SEC honors as the offensive led the SEC in rushing (257.8 yds. per game). As a sophomore, played in 13 games (8 starts) and was part of an offense that ranked 2nd in the SEC in passing. In 2012, was named to *The Sporting News* All-America Freshman Team. Started all 14 games and became just the third true freshman to start at tackle in a season opener for Georgia since freshmen became eligible in 1973. Also named to the SEC First Year Academic Honor Roll.

PERSONAL

- Majored in human development & family science.
- Attended The Bolles School (Jacksonville, FL) and earned 2011 *USA Today* First-Team All-America honors.
- Helped lead Bolles to the FHSAA state titles in 2009 and 2011, as well as an undefeated season and district title in 2010.
- Also competed in shot put and discuss on the track and field team.
- His brother, Nathan, was the long snapper for Georgia (2012-15).
- Born John Bailey Theus (1/19/94) in Jacksonville, FL.

THEUS' CAREER STATISTICS

GAMES/STARTS – 4/1: 2016 (4/1); 2017 (0/0)

Milestones:

NFL Debut: vs. NYJ (12/11/16); **First Start:** at LAR (12/24/16)

THEUS' TRANSACTIONS

Originally the second of three 5th-round (145th overall) draft choices by SF in 2016.



SOLOMON THOMAS

94

DL » 6-3 » 256 » STANFORD

12.20.95 » COPPELL, TX » COPPELL HS, COPPELL, TX » ROOKIE » ACQUIRED D-1A IN '17

GOLDMINE

- Thomas comes from an athletic family. His father, Chris, and mother, Martha, each attended the College of Wooster (OH) where Chris played basketball and Martha ran track. Solomon's uncle, Jon Thomas, ran track at Indiana University where he was a four-time Big Ten 400m hurdles champion.
- Thomas spent part of his life living in Australia. Says Solomon, "My dad was an international sales manager for Proctor & Gamble, and they had him out there. It was an amazing experience to be there from two to seven or eight. It definitely gave me a different perspective on life and definitely shaped me for life." Thomas' family moved back to the United States and spent a few years living in Connecticut. It wasn't until his family prepared to move to Texas that Thomas was introduced to football, when his parents had him watch 'Friday Night Lights.'
- During his childhood, Thomas grew up speaking with a thick Australian accent. When he moved back to the States, no one in school could understand him, so he took three years of speech therapy classes to remove the accent. However, if it was up to Thomas, he would have kept the accent. Said Thomas, "It's unfortunate, because I'd love to still have my Australian accent."



THOMAS' GOLDEN NUGGETS

- Born in Chicago, IL, Thomas moved and spent part of his childhood living in Australia. His father, Chris, was an international sales manager for Proctor & Gamble and he was stationed there. Thomas grew up learning to surf and enjoyed playing on the beach and eating fish and chips. He didn't begin playing football until he moved to Coppell, TX.
- One of Thomas' two career touchdowns at Stanford came at Levi's Stadium, returning a fumble recovery 34 yards for the score in the Cardinal's 41-22 victory over USC in the 2015 Pac-12 Championship Game.
- As a junior at Stanford, Thomas earned the Morris Trophy, a prestigious honor voted on by opposing Pac-12 offensive linemen. He joins 49ers teammates DL DeForest Buckner and G Joshua Garnett as Morris Trophy winners on the roster.

THOMAS' GAME-BY-GAME

| 2017 | Date | Opp | W/L | P/S | Tot | Sol | Ast | Sk | Yds | Int | Yds | PD | FF | FR | Yds |
|---------------|--------|-----|-----|-----|-----|-----|-----|-----|-----|-----|-----|----|----|----|-----|
| Sep 10 | Car | L | 1/0 | 2 | 2 | 0 | 0.0 | 0.0 | 0 | 0 | 0 | 0 | 0 | 0 | 0 |
| Sep 17 | at Sea | | | | | | | | | | | | | | |
| Sep 21 | LAR | | | | | | | | | | | | | | |
| Oct 1 | at Arz | | | | | | | | | | | | | | |
| Oct 8 | at Ind | | | | | | | | | | | | | | |
| Oct 15 | at Was | | | | | | | | | | | | | | |
| Oct 22 | Dal | | | | | | | | | | | | | | |
| Oct 29 | at Phi | | | | | | | | | | | | | | |
| Nov 5 | Arz | | | | | | | | | | | | | | |
| Nov 12 | NYG | | | | | | | | | | | | | | |
| Nov 26 | Sea | | | | | | | | | | | | | | |
| Dec 3 | at Chi | | | | | | | | | | | | | | |
| Dec 10 | at Hou | | | | | | | | | | | | | | |
| Dec 17 | Ten | | | | | | | | | | | | | | |
| Dec 24 | Jax | | | | | | | | | | | | | | |
| Dec 31 | at LAR | | | | | | | | | | | | | | |
| TOTALS | | | | 1/0 | 2 | 2 | 0 | 0.0 | 0.0 | 0 | 0 | 0 | 0 | 0 | 0 |

THOMAS' CAREER STATISTICS

| YEAR | TEAM | GP | GS | TACKLES | | | | YDS | INT | YDS | INTERCEPTIONS | | | FUMBLES | | |
|---------------|------|----------|----------|----------|----------|----------|------------|------------|----------|----------|---------------|----------|----------|----------|----------|----------|
| | | | | TOT | SOL | AST | SACKS | | | | LG | TD | PD | FF | FR | YDS |
| 2017 | SF | 1 | 0 | 2 | 2 | 0 | 0.0 | 0.0 | 0 | 0 | - | 0 | 0 | 0 | 0 | 0 |
| TOTALS | | 1 | 0 | 2 | 2 | 0 | 0.0 | 0.0 | 0 | 0 | - | 0 | 0 | 0 | 0 | 0 |

Milestones:

NFL Debut: vs. Car. (9/10/17)

THOMAS' CAREER HIGHS

Total Tackles: 2 vs. Car. (9/10/17)

Solo: 2 vs. Car. (9/10/17)

THOMAS' TRANSACTIONS

Originally the first of two 1st-round (3rd overall) draft choices by SF in 2017.



LAKEN TOMLINSON

75

OL » 6-3 » 312 » DUKE

2.9.92 » CHICAGO, IL » LANE TECHNICAL COLLEGE PREP HS, CHICAGO, IL » 3RD YEAR » ACQUIRED TR IN '17 - DET

GOLDMINE

- In 2014, Tomlinson won the Orange Bowl-FWAA Courage Award which is presented by a select group of writers from the FWAA to an athlete that displays courage on and off the field, including overcoming an injury or living through hardship. "My mother has been the greatest influence on my life, and none of this recognition would be possible without her sacrifice, love and support," said Tomlinson as he received the award. After growing up in Jamaica and moving to the United States when he was 10, he gives all the credit for who he is today to his mother. "It means the world to me to make her proud. If not for her, I could still be in Jamaica, living a life of poverty. Every time I go home or have an opportunity to talk to my mother, she always tells me before she hangs up, 'Laken, I love you and I'm extremely proud of you and everything that you do for our family. Keep doing what you are doing. The Lord has a plan for you, Laken.'"



TOMLINSON'S GOLDEN NUGGETS

- Was on the Track & Field team in high school where he participated in both the discus and shotput competitions.
- Moved to America from Jamaica when he was close to 11 years old, where was raised by his single mother in the Rogers Park section of Chicago, IL.
- Named Academic All-ACC all four years of his college career at Duke (2011-14).

GOLDMINE (CONTINUED)

- Growing up in Jamaica, Tomlinson always aspired to serve in the healthcare industry. After his football career, he plans to become a neurosurgeon. Tomlinson has always taken education seriously, commuting 90 minutes each day to and from school to receive a quality education in high school. He went on to graduate from Duke University with a bachelor's degree in evolutionary anthropology and psychology. While currently focused on football, Tomlinson still finds time to shadow doctors to help prepare for a career in the medical field after his retirement from the NFL. Professional athletes everywhere can look to Tomlinson as proof that balancing academics and athletics can be difficult but achievable. He enjoys being a role model for kids, but plans to take it a step further. "I want to improve the healthcare system in Jamaica. I believe it is the best way to directly help people in need and make a difference," said Tomlinson.

TOMLINSON'S CAREER STATISTICS

GAMES/STARTS – 32/24: 2015 (16/14); 2016 (16/10); 2017 (0/0)

POSTSEASON GAMES/STARTS – 1/1: 2016 (1/1)

Milestones:

NFL Debut: at SD (9/13/15); **First Start:** at SD (9/13/15)

TOMLINSON'S TRANSACTIONS

Originally a 1st-round (28th overall) draft choice by Det. in 2015...Traded to SF on 8/31/17.

2016 (DETROIT)

- Appeared in all 16 games for the second-consecutive season, making 10 starts along the offensive line.
- Started at RG vs. LAR (10/16), helping the Lions offense net 348 total yds. and make two fourth down conversions, while also allowing no sacks in the game.
- Was part of an offensive line that helped the Lions total 308 yds. of offense in a 16-13 victory vs. Min. (11/24).
- Started at LG vs. Chi. (12/11) and helped the Lions tally 114 total rushing yds.
- Started at LG for the third-consecutive game at Dal. (12/26).
- Started on an offensive line that allowed Detroit Lions QB Matthew Stafford to throw for 347 yds. and Detroit Lions RB Zach Zenner rush for a career-high 69 yds. and 1 TD vs. Green Bay (1/1/17).
- Started at LG in the Wild Card playoff game at Sea. (1/7/17 - NFC - WC).

2015 (DETROIT)

- Started in 4 of the team's 16 games in his first NFL season.
- Made his first career start along the offensive line at SD (9/13).
- Saw action at guard at Min. (9/20).
- Made his second career start at LG at Sea. (10/5) along an offensive line that allowed no sacks.
- Started at LG vs. Chi. (10/18) where he contributed to an offense that produced 4 TDs, a season-high 546 yds. in total offense, including 155 rushing yds.
- Was part of an offensive line that helped produce 109 rushing yds. and 1 TD vs. Oak. (11/21).
- Started at LG vs. Phi. (11/22) as the offense produced 100-or-more yds. rushing for the second-straight
- Was part of an offensive line that helped the team reach 100-or-more yds. rushing in four-consecutive games at StL (12/13).

COLLEGE

Started all 52 games in which he appeared in during five years at Duke (2010-14). As a senior in 2014, was a consensus All-America selection and was named First-Team All-ACC by both the league's head coaches and Atlantic Coast Sports Media Association. Started all 13 games as Duke's offensive line led the nation in fewest TFLs allowed per game (3.15) and ranked first in the ACC in sacks allowed per passing att. (36.23) and second in sacks allowed per game (1.00). Was named First-Team All-ACC as a junior in 2013. In 2012, played a team-high 1,048 total snaps while starting all 13 games at RG. As a redshirt-freshman in 2011, was named First-Team Freshman All-America by Sporting News after starting all 12 games at RG.

PERSONAL

- Attended Lane Technical College Prep (Chicago, IL) HS where he earned all-state honors as a senior from both the Illinois High School Football Coaches Association and Chicago Tribune after being named team MVP.
- At Lane, he also competed in track & field in discus and shot put.
- Born Laken Tomlinson (2/9/92) in Chicago, IL.
- Graduated from Duke with degrees in both evolutionary anthropology and psychology.



JIMMIE WARD

25

DB » 5-11 » 193 » NORTHERN ILLINOIS

718.91 » MOBILE, AL » W.P. DAVIDSON HS, MOBILE, AL » 4TH YEAR » ACQUIRED D-1 IN '14

AWARDS & HONORS

2015: Hazeltine Iron Man Award

GOLDMINE

- Growing up in Mobile, AL, Ward knew when to separate himself from others in his neighborhood. Said Ward, "From where I come from, the neighborhood that I grew up in, a lot of people don't make it out. There's a lot of stuff. They either flunk out of school, end up having a child so they have to drop out of school and raise that child, or end up going to jail. It really just made me want to do something more than what my peers were doing." Ward would later surround himself with positive influences.
- Ward's family is no stranger to professional athletics. He is the cousin of former NBA player, Caron Butler. Butler, 10 years older than Ward, watched him grow up in Racine, WI, prior to Ward's move to Mobile, AL.
- While playing youth football, Ward went by the nickname 'Neko' and was teammates with former Alabama QB AJ McCarron with the Mobile Youth Football's Municipal Raiders. He played linebacker for the team that won multiple Youth Bowl Championships in Mobile.



WARD'S GOLDEN NUGGETS

- Named the 49ers Hazeltine Iron Man Award winner for the 2015 season. The award is named for former linebacker Matt Hazeltine, a 13-year performer who played more seasons at linebacker than any other 49ers player. Known for his durability and dedication, Hazeltine passed away in 1987 from ALS, and Bill Walsh established the award in his honor that year. The award is given annually to the most courageous and inspirational defensive player as voted upon by the defensive coaches.
- On the day he was selected by the 49ers in the 1st round of the 2014 NFL Draft, drove three hours to New Orleans to purchase a new purse for his mother's birthday. He said, "I never really bought her anything expensive, because you're a kid. Growing up you would write a card, color a card or just buy a card or simple flowers. That's the most I ever did. She likes purses, so I just decided to get her a purse. It really didn't matter how much it cost, you just wanted to see that smile." His act of generosity shows his true character. "I'm not a selfish person. I just like to see and make other people smile too. It makes me feel better as a person."
- Was best friends growing up with 49ers 2015 2nd round draft pick, S Jaquiski Tartt. The two were teammates at W.P. Davidson High School in Mobile, AL.

WARD'S GAME-BY-GAME

2017

| Date | Opp | W/L | P/S | Tot | Sol | Ast | Sk | Yds | Int | Yds | PD | FF | FR | Yds |
|---------------|--------|-----|-----|-----|-----|-----|----|-----|-----|-----|----|----|----|-----|
| Sep 10 | Car | L | - | - | | | | | | | | | | |
| Sep 17 | at Sea | | | | | | | | | | | | | |
| Sep 21 | LAR | | | | | | | | | | | | | |
| Oct 1 | at Arz | | | | | | | | | | | | | |
| Oct 8 | at Ind | | | | | | | | | | | | | |
| Oct 15 | at Was | | | | | | | | | | | | | |
| Oct 22 | Dal | | | | | | | | | | | | | |
| Oct 29 | at Phi | | | | | | | | | | | | | |
| Nov 5 | Arz | | | | | | | | | | | | | |
| Nov 12 | NYG | | | | | | | | | | | | | |
| Nov 26 | Sea | | | | | | | | | | | | | |
| Dec 3 | at Chi | | | | | | | | | | | | | |
| Dec 10 | at Hou | | | | | | | | | | | | | |
| Dec 17 | Ten | | | | | | | | | | | | | |
| Dec 24 | Jax | | | | | | | | | | | | | |
| Dec 31 | at LAR | | | | | | | | | | | | | |
| TOTALS | | | | 0/0 | 0 | 0 | 0 | 0.0 | 0.0 | 0 | 0 | 0 | 0 | 0 |

WARD'S CAREER STATISTICS

| YEAR | TEAM | GP | GS | TACKLES | | | SACKS | YDS | INT | YDS | INTERCEPTIONS | | PD | FUMBLES | | |
|---------------|------|-----------|-----------|------------|------------|-----------|------------|-------------|----------|-----------|---------------|----------|-----------|----------|----------|----------|
| | | | | TOT | SOL | AST | | | | | LG | TD | | FF | FR | YDS |
| 2014 | SF | 8 | 0 | 23 | 17 | 6 | 0.0 | 0.0 | 0 | 0 | – | 0 | 2 | 0 | 0 | 0 |
| 2015 | SF | 16 | 8 | 65 | 51 | 14 | 1.0 | 9.0 | 1 | 29 | 29t | 1 | 5 | 0 | 0 | 0 |
| 2016 | SF | 11 | 10 | 64 | 49 | 15 | 1.0 | 7.0 | 1 | 8 | 8 | 0 | 12 | 0 | 0 | 0 |
| 2017 | SF | 0 | 0 | 0 | 0 | 0 | 0.0 | 0.0 | 0 | 0 | – | 0 | 0 | 0 | 0 | 0 |
| TOTALS | | 35 | 18 | 152 | 117 | 35 | 2.0 | 16.0 | 2 | 37 | 29t | 1 | 19 | 0 | 0 | 0 |

Additional Statistics:

Special Teams Tackles – 9: 2014 (3); 2015 (4); 2016 (2)

Special Teams Forced Fumbles – 1: 2016 (1)

Special Teams Fumble Recoveries – 1: 2016 (1)

Milestones:

NFL Debut: at Dal. (9/7/14); **First Start:** vs. Min. (9/14/15); **First INT:** at Chi. (12/6/15 – QB Jay Cutler); **First INT Returned for a TD:** at Chi. (12/6/15 – QB Jay Cutler); **First Sack:** vs. Cin. (12/20/15 – QB AJ McCarron)

WARD'S CAREER HIGHS

Total Tackles: 12 vs. NYJ (12/11/16)

Solo: 9 vs. NYJ (12/11/16)

Assists: 3 (4 times) Last vs. NYJ (12/11/16)

Sacks: 1.0 (2 times) Last vs. NYJ (12/11/16)

Interceptions: 1 (2 times) Last vs. NYJ (12/11/16)

Interception Yards: 29t at Chi. (12/6/15)

Passes Defensed: 4 at Arz. (11/13/16)

WARD'S TRANSACTIONS

Originally a 1st-round (30th overall) draft choice by SF in 2014...Placed on the Injured Reserve List on 11/15/14...Placed on the Injured Reserve List on 12/20/16.



DEKODA WATSON

97

LB » 6-2 » 245 » FLORIDA STATE

3.3.88 » AIKEN, SC » SOUTH AIKEN HS, AIKEN, SC » 8TH YEAR » ACQUIRED FA IN '17

AWARDS & HONORS

2012: NFC Special Teams Player of the Month (November)

CAREER HIGHLIGHTS

- As a member of the Tampa Bay Buccaneers, earned NFC Special Teams Player of the Month for November of 2012 after recording two special teams tackles and a punt block vs. SD (11/11) and recovering a fumble on special teams at Car. (11/18).
- Has led his team in special teams tackles twice during his career, recording 19 special teams tackles with Tampa Bay in 2010 and 11 special teams tackles with Denver in 2016.

GOLDMINE

- Dedicated to giving back to his hometown community of Aiken County, SC, Watson created the Koda's



Kids Foundation to provide opportunities for success for underprivileged youth. Founded in 2012, Koda's Kids aims to give back through the awards of scholarships, the promotion of education and strong work ethic, the encouragement of health and fitness, football fundamentals and safety, and the teaching of life skills and positive character traits. Each year, Koda's Kids provides a scholarship to one student from each of the seven high schools in Aiken County and surrounding areas as well as holds a football and cheerleading camp to promote physical fitness and education. For more information on Koda's Kids Foundation, visit www.kodaskids.org.

- An avid outdoorsman, Watson thoroughly enjoys hunting deer and boar, among other animals. In addition to hunting, he often goes fishing. After mastering line fishing, he moved onto fly fishing in 2016.



WATSON'S GOLDEN NUGGETS

- Founded the Koda's Kids Foundation in 2012 to provide opportunities for underprivileged youth in his hometown of Aiken, SC.
- Has made his name as a special teams ace, leading the Tampa Bay Buccaneers with 19 special teams tackles in 2010 and the Denver Broncos with 11 special teams tackles in 2016.

WATSON'S GAME-BY-GAME

2017

| Date | Opp | W/L | P/S | Tot | Sol | Ast | Sk | Yds | Int | Yds | PD | FF | FR | Yds |
|---------------|--------|-----|-----|-----|-----|-----|-----|-----|-----|-----|----|----|----|-----|
| Sep 10 | Car | L | 1/0 | 1 | 0 | 1 | 0.0 | 0.0 | 0 | 0 | 0 | 0 | 0 | 0 |
| Sep 17 | at Sea | | | | | | | | | | | | | |
| Sep 21 | LAR | | | | | | | | | | | | | |
| Oct 1 | at Arz | | | | | | | | | | | | | |
| Oct 8 | at Ind | | | | | | | | | | | | | |
| Oct 15 | at Was | | | | | | | | | | | | | |
| Oct 22 | Dal | | | | | | | | | | | | | |
| Oct 29 | at Phi | | | | | | | | | | | | | |
| Nov 5 | Arz | | | | | | | | | | | | | |
| Nov 12 | NYG | | | | | | | | | | | | | |
| Nov 26 | Sea | | | | | | | | | | | | | |
| Dec 3 | at Chi | | | | | | | | | | | | | |
| Dec 10 | at Hou | | | | | | | | | | | | | |
| Dec 17 | Ten | | | | | | | | | | | | | |
| Dec 24 | Jax | | | | | | | | | | | | | |
| Dec 31 | at LAR | | | | | | | | | | | | | |
| TOTALS | | | 1/0 | 1 | 0 | 1 | 0.0 | 0.0 | 0 | 0 | 0 | 0 | 0 | 0 |

WATSON'S CAREER STATISTICS

| YEAR | TEAM | GP | GS | TACKLES | | | SACKS | YDS | INT | YDS | INTERCEPTIONS | | | PD | FUMBLES | | |
|--------|---------|----|----|---------|-----|-----|-------|------|-----|-----|---------------|----|----|----|---------|-----|--|
| | | | | TOT | SOL | AST | | | | | LG | TD | FF | | FR | YDS | |
| 2010 | TB | 15 | 1 | 17 | 12 | 5 | 0.0 | 0.0 | 0 | 0 | – | 0 | 2 | 0 | 0 | 0 | |
| 2011 | TB | 14 | 2 | 20 | 13 | 7 | 1.0 | 7.0 | 0 | 0 | – | 0 | 3 | 1 | 1 | 7t | |
| 2012 | TB | 16 | 0 | 2 | 2 | 0 | 0.0 | 0.0 | 0 | 0 | – | 0 | 0 | 0 | 0 | 0 | |
| 2013 | TB | 15 | 3 | 37 | 29 | 8 | 2.0 | 12.0 | 1 | 0 | 0 | 0 | 1 | 1 | 0 | 0 | |
| 2014 | JAX/DAL | 10 | 1 | 8 | 3 | 5 | 0.0 | 0.0 | 0 | 0 | – | 0 | 0 | 0 | 0 | 0 | |
| 2015 | NE | 3 | 0 | 0 | 0 | 0 | 0.0 | 0.0 | 0 | 0 | – | 0 | 0 | 0 | 0 | 0 | |
| 2016 | DEN | 16 | 0 | 6 | 5 | 1 | 1.0 | 7.0 | 0 | 0 | – | 0 | 0 | 1 | 0 | 0 | |
| 2017 | SF | 1 | 0 | 1 | 0 | 1 | 0.0 | 0.0 | 0 | 0 | – | 0 | 0 | 0 | 0 | 0 | |
| TOTALS | | 90 | 7 | 91 | 64 | 27 | 4.0 | 26.0 | 1 | 0 | 0 | 0 | 6 | 3 | 1 | 7t | |

PLAYOFFS

| YEAR | TEAM | GP | GS | TACKLES | | | SACKS | YDS | INT | YDS | INTERCEPTIONS | | | PD | FUMBLES | | |
|--------|------|----|----|---------|-----|-----|-------|-----|-----|-----|---------------|----|----|----|---------|-----|--|
| | | | | TOT | SOL | AST | | | | | LG | TD | FF | | FR | YDS | |
| 2014 | DAL | 2 | 0 | 0 | 0 | 0 | 0.0 | 0.0 | 0 | 0 | – | 0 | 0 | 0 | 0 | 0 | |
| 2015 | NE | 2 | 0 | 1 | 0 | 1 | 0.0 | 0.0 | 0 | 0 | – | 0 | 0 | 0 | 0 | 0 | |
| TOTALS | | 4 | 0 | 1 | 0 | 1 | 0.0 | 0.0 | 0 | 0 | – | 0 | 0 | 0 | 0 | 0 | |

Additional Statistics:

Special Teams Tackles: Regular Season – 54: 2010 (19); 2011 (4); 2012 (7); 2013 (5); 2014 (6); 2015 (2); 2016 (11); Postseason – 1: 2015 (1)

Special Teams Fumble Recoveries – 3: 2012 (2); 2013 (1)

Punt Blocks – 3: 2012 (2); 2013 (1)

Milestones:

NFL Debut: vs. Cle. (9/12/10); **First Start:** vs. Car. (11/14/10); **First Sack:** vs. Atl. (9/25/11 – QB Matt Ryan); **First FF:** vs. Atl. (9/25/11 – QB Matt Ryan); **First FR:** vs. Dal. (12/17/11 – QB Tony Romo); **First FR Returned for a TD:** vs. Dal. (12/17/11 – QB Tony Romo); **First INT:** vs. NO (9/15/13 – QB Drew Brees)

WATSON'S CAREER HIGHS

Total Tackles: 11 vs. SF (12/15/13)

Solo: 9 vs. SF (12/15/13)

Assists: 5 (2 times) Last at Was. (9/14/14)

Passes Defensed: 1 (6 times) Last vs. NO (9/15/13)

Forced Fumbles: 1 (3 times) Last vs. Oak. (1/1/17)

Fumble Recoveries: 1 vs. Dal. (12/17/11)

Sacks: 1.0 (4 times) Last vs. Oak. (1/1/17)

Interceptions: 1 vs. NO (9/15/13)

Interception Yards: 0 vs. NO (9/15/13)

Long Interception Return: 0 vs. NO (9/15/13)

WATSON'S TRANSACTIONS

Originally a 7th-round (217th overall) draft choice by TB in 2010...Signed by Jax. on 3/12/14...Waived by Jax. on 11/11/14...Signed by Dal. on 11/14/14...Waived by Dal. on 5/8/15...Signed by NE on 5/12/15...Waived by NE on 8/31/15...Signed by NE on 9/16/15...Released by NE on 9/30/15...Signed by NE on 12/29/15...Signed by Den. on 5/16/16...Signed a three-year deal with SF on 3/17/17.



JOE WILLIAMS

32

RB » 5-11 » 205 » UTAH

94.93 » EMMAUS, PA » EMMAUS HS, EMMAUS, PA » ROOKIE » ACQUIRED D-4 IN '17

GOLDMINE

- In 2016, Williams briefly stepped away from the game of football at the University of Utah following the time of the passing of his sister, Kylee, 10-years prior. When he returned to the field in October, he had a new tattoo on his left arm that reads, "My Sister's Keeper." "I was learning to come to grips with the fact that it wasn't my fault," said Williams in 2016. "I'm 23 years old now, and I can't blame myself for something that occurred 10 years ago, no matter how painful or traumatic it was. It would be bigger to honor her in a much more meaningful way."
- An avid snowboarder, Williams enjoys hitting the slopes whenever he has the chance visit home in his spare time, saying "PA has some good resorts for us to do that." He enjoys many outdoor winter activities, and even went snowmobiling on a recruiting trip to Utah before transferring to play for the Utes.

COLLEGE

In two seasons at Utah, played in 19 games (11 starts) and rushed for 1,884 yds. and 13 TDs on 314 carries, while adding 20 receipts. for 191 yds. As a senior, started all 9 games in which he appeared and earned Honorable Mention All-Pac-12 honors. Rushed for 1,407 yds. and 10 TDs on 210 carries, while adding 9 receipts. for 107 yds. In 2015, played in 10 games (2 starts) and rushed for 477 yds. and 3 TDs on 104 carries. In 2014, played at ASA College in Brooklyn, NY, and earned Second-Team NJCAA All-America and First-Team All-Northeast Conference honors. Played in 7 games and rushed for 1,093 yds. and 7 TDs on 163 carries. Also added 16 receipts. for 237 yds. and 3 TDs. Began his collegiate career at Connecticut in 2012, appearing in 9 games and rushing for 6 yds. on 3 carries.



WILLIAMS' GOLDEN NUGGETS

- In 2016, Williams briefly stepped away from the game of football at the University of Utah following the time of the passing of his sister, Kylee, 10-years prior.
- Starred at the 2017 NFL Combine, where he finished with the second fastest time among all running backs in the 40-yard dash (4.41 seconds) and 20-yard shuttle (4.19 seconds).
- Williams made his debut at Levi's Stadium in 2016 as his Utes defeated Indiana University, 26-24. Williams ran for 222 yards and one touchdown on 26 carries (8.5 average), earning Offensive MVP honors.

PERSONAL

- Attended Emmaus (PA) HS, and earned second-team all-area and first-team All-Lehigh Valley Conference honors as a senior. Rushed for 1,243 yds.
- A track standout, won the LVC outdoor track titles in the 100- and 200-meter dash.
- Married to Jasmine Jones.
- Born Joseph Sterlin Williams (9/4/93) in Allentown, PA.
- Graduated with a degree in sociology.

INJURY REPORT

- **2017:** Placed on the Injured Reserve List on 9/2 with an ankle injury.

WILLIAMS' CAREER STATISTICS

| YEAR | TEAM | GP | GS | ATT | RUSHING | | | | TD | NO | RECEIVING | | | |
|---------------|------|----------|----------|----------|-------------------------|----------|----------|----------|----------|----------|-----------|----------|----------|--|
| | | | | | YDS | AVG | LG | YDS | | | AVG | LG | TD | |
| 2017 | SF | - | - | - | INJURED RESERVE (Ankle) | | | | - | - | - | - | - | |
| TOTALS | | 0 | 0 | 0 | 0 | - | - | 0 | 0 | 0 | - | - | 0 | |

WILLIAMS' TRANSACTIONS

Originally a 4th-round (121st overall) draft choice by SF in 2017...Placed on the Injured Reserve List on 9/2/17.



K'WAUN WILLIAMS

24

CB » 5-9 » 183 » PITTSBURGH

7.12.91 » MONTVALE, NJ » ST. JOSEPH REGIONAL HS, MONTVALE, NJ » 3RD YEAR » ACQUIRED FA IN '17

GOLDMINE

- Williams participated in several youth football camps and visited Cleveland-area schools during his time with the Browns. In May of 2016, he joined his Browns teammates at Euclid Elementary, where they spoke about the importance of staying active and healthy as a part of the NFL's Play 60 campaign. In September of 2015, Williams and former teammate Craig Robinson hosted a flag football clinic at Charles Dickens Elementary School that focused on basics such as catching, throwing and having fun.

WILLIAMS' GOLDEN NUGGETS

- His first name is pronounced KAY-wahn.
- In 2014, was one of five undrafted rookies to earn a spot on the Browns opening day roster. He initially joined the Browns signing with the team after a successful tryout at Cleveland's rookie minicamp.
- Enjoys reading in his free time, listing his favorite books as the biography of *Steve Jobs* and *The Art of War*.

WILLIAMS' GAME-BY-GAME

2017

| Date | Opp | W/L | P/S | Tot | Sol | Ast | Sk | Yds | Int | Yds | PD | FF | FR | Yds |
|---------------|--------|-----|-----|-----|-----|-----|-----|-----|-----|-----|----|----|----|-----|
| Sep 10 | Car | L | 1/0 | 1 | 1 | 0 | 0.0 | 0.0 | 0 | 0 | 0 | 0 | 0 | 0 |
| Sep 17 | at Sea | | | | | | | | | | | | | |
| Sep 21 | LAR | | | | | | | | | | | | | |
| Oct 1 | at Arz | | | | | | | | | | | | | |
| Oct 8 | at Ind | | | | | | | | | | | | | |
| Oct 15 | at Was | | | | | | | | | | | | | |
| Oct 22 | Dal | | | | | | | | | | | | | |
| Oct 29 | at Phi | | | | | | | | | | | | | |
| Nov 5 | Arz | | | | | | | | | | | | | |
| Nov 12 | NYG | | | | | | | | | | | | | |
| Nov 26 | Sea | | | | | | | | | | | | | |
| Dec 3 | at Chi | | | | | | | | | | | | | |
| Dec 10 | at Hou | | | | | | | | | | | | | |
| Dec 17 | Ten | | | | | | | | | | | | | |
| Dec 24 | Jax | | | | | | | | | | | | | |
| Dec 31 | at LAR | | | | | | | | | | | | | |
| TOTALS | | | 1/0 | 1 | 1 | 0 | 0.0 | 0.0 | 0 | 0 | 0 | 0 | 0 | 0 |

WILLIAMS' CAREER STATISTICS

| YEAR | TEAM | GP | GS | TACKLES | | | | INTERCEPTIONS | | | | FUMBLES | | | | |
|---------------|-----------------|-----------|-----------|-----------|-----------|-----------|------------|---------------|----------|----------|----------|----------|-----------|----------|----------|----------|
| | | | | TOT | SOL | AST | SACKS | YDS | INT | YDS | LG | TD | PD | FF | FR | YDS |
| 2014 | CLE | 13 | 4 | 31 | 23 | 8 | 1.0 | 6.0 | 0 | 0 | – | 0 | 8 | 0 | 0 | 0 |
| 2015 | CLE | 13 | 6 | 38 | 30 | 8 | 1.0 | 6.0 | 0 | 0 | – | 0 | 2 | 3 | 2 | 0 |
| 2016 | Out of Football | | | | | | | | | | | | | | | |
| 2017 | SF | 1 | 0 | 1 | 1 | 0 | 0.0 | 0.0 | 0 | 0 | – | 0 | 0 | 0 | 0 | 0 |
| TOTALS | | 27 | 10 | 70 | 54 | 16 | 2.0 | 12.0 | 0 | 0 | – | 0 | 10 | 3 | 2 | 0 |

Additional Statistics:

Special Teams Tackles – 9: 2014 (8); 2015 (1)

Milestones:

NFL Debut: at Pit. (9/7/14); **First Start:** vs. Pit. (10/12/14); **First Sack:** at Ten. (10/5/14 – QB Charlie Whitehurst); **First FF:** vs. Ten. (9/20/15 – QB Marcus Mariota); **First FR:** vs. Arz. (11/1/15 – WR Larry Fitzgerald)

WILLIAMS' CAREER HIGHS

Total Tackles: 7 vs. Hou. (11/16/14)

Solo: 6 at Ten. (10/5/14)

Assists: 3 (2 times) Last vs. Hou. (11/16/14)

Passes Defensed: 2 (2 times) Last vs. Hou. (11/16/14)

Sacks: 1.0 (2 times) Last vs. Ten. (9/20/15)

Forced Fumbles: 2 vs. Arz. (11/1/15)

Fumble Recoveries: 1 (2 times) Last at Pit. (11/15/15)

WILLIAMS' TRANSACTIONS

Originally signed as an undrafted free agent with Cle. on 5/20/14...Waived by Cle. on 8/29/16...Claimed off waivers by Chi. on 8/30/16...Waived by Chi. on 9/1/16...Signed to a one-year deal with SF on 2/22/17.



AHKELLO WITHERSPOON

23

CB » 6-3 » 195 » COLORADO

3.21.95 » SACRAMENTO, CA » CHRISTIAN BROTHERS HS, SACRAMENTO, CA » ROOKIE » ACQUIRED D-3A IN '17

GOLDMINE

- Witherspoon's grandfather, Jimmy Witherspoon (pictured right), was a renowned blues/jazz musician and singer whose hits, including "Ain't Nobody's Business" which reached number one on the U.S. R&B charts in 1949, came in the late 1940's. Ahkello also sings and plays the drums.
- Not only was Witherspoon's grandfather extremely talented, his father also had skills of his own. Lucky Witherspoon was a running back at the University of Nevada and was good enough to be invited to a tryout with the Dallas Cowboys.
- A multi-sport athlete growing up, Witherspoon excelled in soccer as a midfielder and as an outfielder and pitcher in baseball. He picked up soccer at the age of five in order to be more like his older sister, Alexis. Witherspoon credits soccer for teaching him footwork and body awareness skills that have translated to the football field.



WITHERSPOON'S GOLDEN NUGGETS

- First name is pronounced ah-KELL-oh.
- Witherspoon began playing football as a high school senior at Christian Brothers (Sacramento, CA) HS in 2012. He went on to play one year (2013) at Sacramento City College before transferring to Colorado University.
- Witherspoon registered a 40.5" vertical jump at the 2017 NFL Combine, the highest registered among all cornerbacks and third highest among all defensive backs.
- Witherspoon grew up playing basketball with current 49ers DL Arik Armstead and trained with his father, Guss.
- Has a passion for medicine and wants to attend medical school after his career in the NFL.

WITHERSPOON'S GAME-BY-GAME

2017

| Date | Opp | W/L | P/S | Tot | Sol | Ast | Sk | Yds | Int | Yds | PD | FF | FR | Yds |
|---------------|--------|-----|-----|-----|----------|-----|----|-----|-----|-----|----|----|----|-----|
| Sep 10 | Car | L | - | - | INACTIVE | | | - | - | - | - | - | - | - |
| Sep 17 | at Sea | | | | | | | | | | | | | |
| Sep 21 | LAR | | | | | | | | | | | | | |
| Oct 1 | at Arz | | | | | | | | | | | | | |
| Oct 8 | at Ind | | | | | | | | | | | | | |
| Oct 15 | at Was | | | | | | | | | | | | | |
| Oct 22 | Dal | | | | | | | | | | | | | |
| Oct 29 | at Phi | | | | | | | | | | | | | |
| Nov 5 | Arz | | | | | | | | | | | | | |
| Nov 12 | NYG | | | | | | | | | | | | | |
| Nov 26 | Sea | | | | | | | | | | | | | |
| Dec 3 | at Chi | | | | | | | | | | | | | |
| Dec 10 | at Hou | | | | | | | | | | | | | |
| Dec 17 | Ten | | | | | | | | | | | | | |
| Dec 24 | Jax | | | | | | | | | | | | | |
| Dec 31 | at LAR | | | | | | | | | | | | | |
| TOTALS | | | | | | | | | | | | | | |

WITHERSPOON'S CAREER STATISTICS

| YEAR | TEAM | GP | GS | TACKLES | | | | YDS | INT | INTERCEPTIONS | | | | FUMBLES | | | |
|---------------|------|----------|----------|----------|----------|----------|------------|------------|----------|---------------|----------|----------|----------|----------|----------|----------|----------|
| | | | | TOT | SOL | AST | SACKS | | | YDS | LG | TD | PD | FF | FR | YDS | |
| 2017 | SF | 0 | 0 | 0 | 0 | 0 | 0.0 | 0.0 | 0 | 0 | - | 0 | 0 | 0 | 0 | 0 | 0 |
| TOTALS | | 0 | 0 | 0 | 0 | 0 | 0.0 | 0.0 | 0 | 0 | - | 0 | 0 | 0 | 0 | 0 | 0 |

WITHERSPOON'S TRANSACTIONS

Originally the first of two 3rd-round (66th overall) draft choices by SF in 2017.



SUNDAY, SEPTEMBER 10
CAROLINA 23, SAN FRANCISCO 3
 LEVI'S STADIUM



Making his head coaching debut, Kyle Shanahan's team was unable to secure a victory in Week 1, falling to the Carolina Panthers, 23-3. After exchanging multiple possessions in the first quarter with no score, the Panthers capitalized on a sack-fumble of the 49ers, recovering the ball at the SF 42 yd. line. Three plays later, Panthers WR Russell Shepard scored on a 40-yd. pass from QB Cam Newton. The 49ers defense forced a Panthers turnover a couple of possessions later as S Jaquiski Tartt leaped up for the one-handed interception of Newton near the goal line, and returned it 37 yds. The INT by Tartt was the second of his career and first since at Cle. (12/12/15 - QB Johnny Manziel). The 37-yd. return is the longest by the 49ers defense during Week 1 of the regular season since S Eric Reid vs Dal. [48 yds. (9/7/14)]. The 49ers offense was unable to capitalize on the turnover and trailed at halftime, 13-0, after Panthers K Graham Gano tacked on a couple of field goals before intermission. San Francisco QB Brian Hoyer threw an INT on the team's first possession after the half that was returned to the SF 28 yd. line. Capitalizing on the turnover a few plays later, Panthers RB Jonathan Stewart scored on a 9-yd. TD pass from QB Cam Newton, increasing the road teams lead to 20-0. The 49ers kept the Panthers out of the end zone after they drove to the 6 yd. line, forcing a Gano 20-yd. FG. San Francisco's offense was able to put some points on the board late in the third quarter as K Robbie Gould nailed a 44-yd. FG to make the score 23-3. On the Panthers next possession, 49ers CB Rashard Robinson stripped RB Christian McCaffrey and recovered the forced fumble as well, marking the first FF and FR of his career. Neither team would score in the fourth quarter as the game came to a close in favor of Carolina.

NOTES: S **Jaquiski Tartt** made a leaping INT of Panthers QB Cam Newton, the second INT of his career. His first INT came at Cle. (12/12/15 - QB Johnny Manziel) ... **Tartt** returned the pick 37 yds., setting a new career long. His previous career long INT return was 25 yds. at Cle. (12/12/15) ... CB **Rashard Robinson** forced and recovered Panthers RB Christian McCaffrey fumble, marking the first FF and FR of his career ... The FF is the first by the **49ers defense** in Week 1 of the regular season since [NaVorro Bowman 1 FF vs GB (9/8/13)] ... In their NFL debut, WR **Trent Taylor** (8-yds.) and TE **George Kittle** (13-yds.) registered the first receipts. of their careers ... **Kittle** finished with 5 receipts. for 27 yds.

| | 1st | 2nd | 3rd | 4th | Pts |
|----------------------|----------|----------|-----------|----------|-----------|
| Carolina | 7 | 6 | 10 | 0 | 23 |
| San Francisco | 0 | 0 | 3 | 0 | 3 |

- CAR** - R. Shepard, 40 pass from C. Newton (G. Gano) (3-42, 1:35)
- CAR** - G. Gano, 39 FG (8-27, 3:04)
- CAR** - G. Gano, 36 FG (7-37, 0:42)
- CAR** - J. Stewart, 9 pass from C. Newton (G. Gano) (5-28, 3:01)
- CAR** - G. Gano, 20 FG (11-66, 6:53)
- SF** - R. Gould 44 FG (10-49, 3:03)

| TEAM STATISTICS | CAR | SF |
|---------------------|------------|------------|
| First Downs | 20 | 13 |
| Net Yards Gained | 287 | 217 |
| Rushes/Yards | 38/116 | 15/51 |
| Net Yards Passing | 171 | 166 |
| Att/Comp/INT | 25/14/1 | 35/24/1 |
| Sacked/Yards Lost | 0/0 | 4/27 |
| Punts/Average | 3/51.7 | 4/40.8 |
| Fumbles/Lost | 2/1 | 1/1 |
| Penalties/Yards | 5/40 | 10/74 |
| Time of Possession | 34:21 | 25:39 |
| 3rd Down Efficiency | 7/13 (54%) | 2/11 (18%) |

RUSHING: Panthers - J. Stewart 18-65, C. McCaffrey 13-47, C. Newton 6-3, F. Whittaker 1-1 ... **49ERS** - C. Hyde 9-45, M. Breida 4-11, K. Juszczyk 1-0, B. Hoyer 1-(-5).

RECEIVING: PANTHERS - C. McCaffrey 5-38, R. Shepard 2-53-1 TD, D. Funchess 2-20, G. Olsen 2-18, J. Stewart 2-17-1 TD, K. Benjamin 1-25 ... **49ERS** - P. Garçon 6-81, C. Hyde 6-32, G. Kittle 5-27, M. Goodwin 3-21, K. Juszczyk 2-17, T. Taylor 1-8, A. Robinson 1-7.

PASSING: PANTHERS - C. Newton 25-14-171-1-2 TDs ... **49ERS** - B. Hoyer 35-24-193-1-0 TDs.

INTs: PANTHERS - L. Kuechly 1-23 ... **49ERS** - J. Tartt 1-37.

SACKS: PANTHERS - T. Davis 1-8, W. Horton 1-8, S. Thompson 1-7, S. Lotulelei 0.5-2, J. Peppers 0.5-2 ... **49ERS** - None.

49ERS TURNOVER RATIO: 0 (CAR: 1 fumble, 1 INT/SF: 1 fumble, 1 INT).

Weather: Clear
Temperature: 87 degrees
Wind: Northwest 8 mph
Playing Surface: Grass
Time: 2:55
Attendance: 70,178

REGULAR SEASON - WEEK 1 GAME 1

National Football League Game Summary

NFL Copyright © 2017 by The National Football League. All rights reserved. This summary and play-by-play is for the express purpose of assisting media in their coverage of the game; any other use of this material is prohibited without the written permission of the National Football League. Updated: 9/11/2017

Date: Sunday, 9/10/2017

Carolina Panthers at San Francisco 49ers

Start Time: 1:25 PM PDT

at Levi's Stadium, Santa Clara, CA

Game Day Weather

Game Weather: Clear

Temp: 87° F (30.6° C) Humidity: 43%, Wind: Northwest 8 mph

Played Outdoor on Turf: Natural Grass

Outdoor Weather: Clear, Wind Chill: N/

Officials

Referee: Blakeman, Clete (34)
 Line Judge: McKenzie, Dana (8)
 Back Judge: Patrick, Steve (17)

Umpire: George, Ramon (128)
 Field Judge: Larrew, Joe (73)
 Replay Official: Madsen, Carl (0)

Down Judge: Cruz, Hugo (94)
 Side Judge: Proileau, Dyrol (109)

Lineups

Carolina Panthers

San Francisco 49ers

Offense

Defense

Offense

Defense

| | | | | | |
|----|----|-------------|-----|----|-------------|
| WR | 13 | K.Benjamin | DE | 95 | Ch.Johnson |
| OT | 75 | M.Kalil | DT | 98 | S.Lotulelei |
| LG | 68 | A.Norwell | DT | 99 | K.Short |
| C | 67 | R.Kalil | DE | 97 | M.Addison |
| RG | 70 | T.Turner | SLB | 54 | S.Thompson |
| RT | 60 | D.Williams | MLB | 59 | L.Kuechly |
| TE | 88 | G.Olsen | WLB | 58 | T.Davis |
| WR | 17 | D.Funchess | LCB | 24 | J.Bradberry |
| QB | 1 | C.Newton | RCB | 26 | D.Worley |
| RB | 22 | C.McCaffrey | SS | 29 | M.Adams |
| RB | 28 | J.Stewart | FS | 20 | K.Coleman |

| | | | | | |
|----|----|------------|------|----|-------------|
| WR | 15 | P.Garcon | LDE | 91 | A.Armstead |
| LT | 74 | J.Staley | LDT | 90 | E.Mitchell |
| LG | 68 | Z.Beadles | RDT | 99 | D.Buckner |
| C | 67 | D.Kilgore | RDE | 95 | T.Carradine |
| RG | 63 | B.Fusco | SAM | 57 | E.Harold |
| RT | 77 | T.Brown | MIKE | 53 | N.Bowman |
| TE | 85 | G.Kittle | WILL | 56 | R.Foster |
| WR | 11 | M.Goodwin | LCB | 33 | R.Robinson |
| QB | 2 | B.Hoyer | RCB | 36 | D.Johnson |
| RB | 28 | C.Hyde | SS | 35 | E.Reid |
| FB | 44 | K.Juszczyk | FS | 29 | J.Tartt |

Substitutions

Substitutions

P 5 M.Palardy, K 9 G.Gano, WR 10 C.Samuel, WR 18 D.Byrd, WR 19 R.Shepard, DB 27 K.Seymour, S 36 D.Cox, CB 41 C.Munnerlyn, DB 42 C.Jones, RB 43 F.Whittaker, LS 44 J.Jansen, LB 53 B.Jacobs, LB 55 D.Mayo, LB 57 J.Cash, G 65 A.Silatolu, G 69 T.Larsen, T 72 T.Moton, TE 82 C.Manhertz, TE 84 E.Dickson, DE 90 J.Peppers, DT 93 K.Love, DE 94 D.Hall, DE 96 W.Horton

P 5 B.Pinon, K 9 R.Gould, WR 10 K.Bourne, WR 19 A.Robinson, RB 22 M.Breida, DB 24 K.Williams, S 26 L.Jerome, DB 27 K.Reaser, RB 31 R.Mostert, DB 38 A.Colbert, LB 50 B.Coyle, LB 54 R.Armstrong, OLB 58 E.Dumervil, T 76 G.Gilliam, WR 81 T.Taylor, TE 82 L.Paulsen, LS/TE 86 K.Nelson, TE 88 G.Celek, DT 93 D.Jones, DE 94 S.Thomas, DT 96 X.Cooper, OLB 97 D.Watson

Did Not Play

Did Not Play

QB 3 D.Anderson

QB 3 C.Beathard, T 62 E.Magnuson

Not Active

Not Active

K 7 H.Butker, QB 8 B.Kaaya, CB 32 C.Luke, RB 34 C.Artis-Payne, LB 52 J.Norris, G 73 G.Van Roten, DT 92 V.Butler

WR 17 V.Bolden, DB 23 A.Witherspoon, DB 25 J.Ward, LB 55 P.Taumoeponu, LB 59 A.Lynch, T 71 J.Theus, G 75 L.Tomlinson

Field Goals (made () & missed)

G.Gano (39) (36) (20)

R.Gould (44)

| | 1 | 2 | 3 | 4 | OT | Total |
|----------------------------|---|---|----|---|----|-------|
| VISITOR: Carolina Panthers | 7 | 6 | 10 | 0 | 0 | 23 |
| HOME: San Francisco 49ers | 0 | 0 | 3 | 0 | 0 | 3 |

Scoring Plays

| Team | Qtr | Time | Play Description (Extra Point) (Drive Info) | Visitor | Home |
|----------|-----|-------|--|---------|------|
| Panthers | 1 | 3:00 | R.Shepard 40 yd. pass from C.Newton (G.Gano kick) (3-42, 1:35) | 7 | 0 |
| Panthers | 2 | 3:23 | G.Gano 39 yd. Field Goal (8-27, 3:04) | 10 | 0 |
| Panthers | 2 | 0:00 | G.Gano 36 yd. Field Goal (7-37, 0:42) | 13 | 0 |
| Panthers | 3 | 11:24 | J.Stewart 9 yd. pass from C.Newton (G.Gano kick) (5-28, 3:01) | 20 | 0 |
| Panthers | 3 | 3:11 | G.Gano 20 yd. Field Goal (11-66, 6:53) | 23 | 0 |
| 49ers | 3 | 0:08 | R.Gould 44 yd. Field Goal (10-49, 3:03) | 23 | 3 |

Paid Attendance: 70,178

Time: 2:55

Carolina Panthers vs San Francisco 49ers
9/10/2017 at Levi's Stadium

Final Individual Statistics

Carolina Panthers

| RUSHING | ATT | YDS | AVG | LG | TD |
|-------------|-----|-----|-----|----|----|
| J.Stewart | 18 | 65 | 3.6 | 10 | 0 |
| C.McCaffrey | 13 | 47 | 3.6 | 11 | 0 |
| C.Newton | 6 | 3 | 0.5 | 5 | 0 |
| F.Whittaker | 1 | 1 | 1.0 | 1 | 0 |
| Total | 38 | 116 | 3.1 | 11 | 0 |

| PASSING | ATT | CMP | YDS | SK/YD | TD | LG | IN | RT |
|----------|-----|-----|-----|-------|----|----|----|------|
| C.Newton | 25 | 14 | 171 | 0/0 | 2 | 40 | 1 | 87.2 |
| Total | 25 | 14 | 171 | 0/0 | 2 | 40 | 1 | 87.3 |

| PASS RECEIVING | TAR | REC | YDS | AVG | LG | TD |
|----------------|-----|-----|-----|------|----|----|
| C.McCaffrey | 7 | 5 | 38 | 7.6 | 16 | 0 |
| R.Shepard | 2 | 2 | 53 | 26.5 | 40 | 1 |
| D.Funchess | 2 | 2 | 20 | 10.0 | 16 | 0 |
| G.Olsen | 4 | 2 | 18 | 9.0 | 17 | 0 |
| J.Stewart | 2 | 2 | 17 | 8.5 | 9 | 1 |
| K.Benjamin | 5 | 1 | 25 | 25.0 | 25 | 0 |
| E.Dickson | 1 | 0 | 0 | 0.0 | 0 | 0 |
| D.Byrd | 1 | 0 | 0 | 0.0 | 0 | 0 |
| Total | 24 | 14 | 171 | 12.2 | 40 | 2 |

| INTERCEPTIONS | NO | YDS | AVG | LG | TD |
|---------------|----|-----|------|----|----|
| L.Kuechly | 1 | 23 | 23.0 | 23 | 0 |
| Total | 1 | 23 | 23.0 | 23 | 0 |

| PUNTING | NO | YDS | AVG | NET | TB | IN20 | LG |
|-----------|----|-----|------|------|----|------|----|
| M.Palardy | 3 | 155 | 51.7 | 48.7 | 0 | 1 | 58 |
| Total | 3 | 155 | 51.7 | 48.7 | 0 | 1 | 58 |

| PUNT RETURNS | NO | YDS | AVG | FC | LG | TD |
|--------------|----|-----|-----|----|----|----|
| C.McCaffrey | 3 | 7 | 2.3 | 1 | 4 | 0 |
| Total | 3 | 7 | 2.3 | 1 | 4 | 0 |

| KICKOFF RETURNS | NO | YDS | AVG | FC | LG | TD |
|-----------------|----|-----|-----|----|----|----|
| [TOUCHBACK] | 2 | 0 | 0.0 | 0 | 0 | 0 |
| Total | 0 | 0 | 0.0 | 0 | 0 | 0 |

San Francisco 49ers

| RUSHING | ATT | YDS | AVG | LG | TD |
|------------|-----|-----|------|----|----|
| C.Hyde | 9 | 45 | 5.0 | 18 | 0 |
| M.Breida | 4 | 11 | 2.8 | 5 | 0 |
| K.Juszczyk | 1 | 0 | 0.0 | 0 | 0 |
| B.Hoyer | 1 | -5 | -5.0 | -5 | 0 |
| Total | 15 | 51 | 3.4 | 18 | 0 |

| PASSING | ATT | CMP | YDS | SK/YD | TD | LG | IN | RT |
|---------|-----|-----|-----|-------|----|----|----|------|
| B.Hoyer | 35 | 24 | 193 | 4/27 | 0 | 22 | 1 | 70.3 |
| Total | 35 | 24 | 193 | 4/27 | 0 | 22 | 1 | 70.3 |

| PASS RECEIVING | TAR | REC | YDS | AVG | LG | TD |
|----------------|-----|-----|-----|------|----|----|
| P.Garcon | 10 | 6 | 81 | 13.5 | 22 | 0 |
| C.Hyde | 6 | 6 | 32 | 5.3 | 10 | 0 |
| G.Kittle | 6 | 5 | 27 | 5.4 | 13 | 0 |
| M.Goodwin | 6 | 3 | 21 | 7.0 | 14 | 0 |
| K.Juszczyk | 4 | 2 | 17 | 8.5 | 12 | 0 |
| T.Taylor | 1 | 1 | 8 | 8.0 | 8 | 0 |
| A.Robinson | 2 | 1 | 7 | 7.0 | 7 | 0 |
| Total | 35 | 24 | 193 | 8.0 | 22 | 0 |

| INTERCEPTIONS | NO | YDS | AVG | LG | TD |
|---------------|----|-----|------|----|----|
| J.Tartt | 1 | 37 | 37.0 | 37 | 0 |
| Total | 1 | 37 | 37.0 | 37 | 0 |

| PUNTING | NO | YDS | AVG | NET | TB | IN20 | LG |
|----------|----|-----|------|------|----|------|----|
| B.Pinion | 4 | 163 | 40.8 | 39.0 | 0 | 1 | 49 |
| Total | 4 | 163 | 40.8 | 39.0 | 0 | 1 | 49 |

| PUNT RETURNS | NO | YDS | AVG | FC | LG | TD |
|-----------------|----|-----|-----|----|----|----|
| T.Taylor | 1 | 9 | 9.0 | 1 | 9 | 0 |
| [OUT OF BOUNDS] | 1 | 0 | 0.0 | 0 | 0 | 0 |
| Total | 1 | 9 | 9.0 | 1 | 9 | 0 |

| KICKOFF RETURNS | NO | YDS | AVG | FC | LG | TD |
|-----------------|----|-----|-----|----|----|----|
| [TOUCHBACK] | 5 | 0 | 0.0 | 0 | 0 | 0 |
| Total | 0 | 0 | 0.0 | 0 | 0 | 0 |

Carolina Panthers

| FUMBLES | FUM | LOST | OWN-REC | YDS | TD | FORCED | OPP-REC | YDS | TD | OUT-BDS |
|-------------|-----|------|---------|-----|----|--------|---------|-----|----|---------|
| C.McCaffrey | 1 | 1 | 0 | 0 | 0 | 0 | 0 | 0 | 0 | 0 |
| C.Newton | 1 | 0 | 0 | -2 | 0 | 0 | 0 | 0 | 0 | 0 |
| J.Stewart | 0 | 0 | 1 | 0 | 0 | 0 | 0 | 0 | 0 | 0 |
| W.Horton | 0 | 0 | 0 | 0 | 0 | 1 | 0 | 0 | 0 | 0 |
| S.Lotulelei | 0 | 0 | 0 | 0 | 0 | 0 | 1 | 0 | 0 | 0 |
| Total | 2 | 1 | 1 | -2 | 0 | 1 | 1 | 0 | 0 | 0 |

San Francisco 49ers

| FUMBLES | FUM | LOST | OWN-REC | YDS | TD | FORCED | OPP-REC | YDS | TD | OUT-BDS |
|------------|-----|------|---------|-----|----|--------|---------|-----|----|---------|
| B.Hoyer | 1 | 1 | 0 | 0 | 0 | 0 | 0 | 0 | 0 | 0 |
| R.Robinson | 0 | 0 | 0 | 0 | 0 | 1 | 1 | 2 | 0 | 0 |
| Total | 1 | 1 | 0 | 0 | 0 | 1 | 1 | 2 | 0 | 0 |

Carolina Panthers vs San Francisco 49ers
9/10/2017 at Levi's Stadium

Final Team Statistics

| | Visitor Panthers | Home 49ers |
|--|-----------------------------|-----------------------|
| TOTAL FIRST DOWNS | 20 | 13 |
| By Rushing | 9 | 2 |
| By Passing | 8 | 10 |
| By Penalty | 3 | 1 |
| THIRD DOWN EFFICIENCY | 7-13-54% | 2-11-18% |
| FOURTH DOWN EFFICIENCY | 0-0-0% | 1-4-25% |
| TOTAL NET YARDS | 287 | 217 |
| Total Offensive Plays (inc. times thrown passing) | 63 | 54 |
| Average gain per offensive play | 4.6 | 4.0 |
| NET YARDS RUSHING | 116 | 51 |
| Total Rushing Plays | 38 | 15 |
| Average gain per rushing play | 3.1 | 3.4 |
| Tackles for a loss-number and yards | 2-8 | 1-5 |
| NET YARDS PASSING | 171 | 166 |
| Times thrown - yards lost attempting to pass | 0-0 | 4-27 |
| Gross yards passing | 171 | 193 |
| PASS ATTEMPTS-COMPLETIONS-HAD INTERCEPTED | 25-14-1 | 35-24-1 |
| Avg gain per pass play (inc.# thrown passing) | 6.8 | 4.3 |
| KICKOFFS Number-In End Zone-Touchbacks | 5-5-5 | 2-2-2 |
| PUNTS Number and Average | 3-51.7 | 4-40.8 |
| Had Blocked | 0 | 0 |
| FGs - PATs Had Blocked | 0-0 | 0-0 |
| Net Punting Average | 48.7 | 39.0 |
| TOTAL RETURN YARDAGE (Not Including Kickoffs) | 30 | 46 |
| No. and Yards Punt Returns | 3-7 | 1-9 |
| No. and Yards Kickoff Returns | 0-0 | 0-0 |
| No. and Yards Interception Returns | 1-23 | 1-37 |
| PENALTIES Number and Yards | 5-40 | 10-74 |
| FUMBLES Number and Lost | 2-1 | 1-1 |
| TOUCHDOWNS | 2 | 0 |
| Rushing | 0 | 0 |
| Passing | 2 | 0 |
| EXTRA POINTS Made-Attempts | 2-2 | 0-0 |
| Kicking Made-Attempts | 2-2 | 0-0 |
| FIELD GOALS Made-Attempts | 3-3 | 1-1 |
| RED ZONE EFFICIENCY | 1-3-33% | 0-1-0% |
| GOAL TO GO EFFICIENCY | 1-2-50% | 0-1-0% |
| SAFETIES | 0 | 0 |
| FINAL SCORE | 23 | 3 |
| TIME OF POSSESSION | 34:21 | 25:39 |

Carolina Panthers vs San Francisco 49ers
9/10/2017 at Levi's Stadium

Final Defensive Statistics

| Carolina Panthers | Regular Defensive Plays | | | | | | | | | | | Special Teams | | | | | Misc | | | |
|-------------------|-------------------------|----------|-----------|----------|-----------|----------|----------|----------|----------|----------|----------|---------------|----------|----------|----------|----------|----------|----------|----------|----------|
| | TKL | AST | COMB | SK | / YDS | TFL | Q | IN | PD | FF | FR | TKL | AST | FF | FR | BL | TKL | AST | FF | FR |
| T.Davis | 7 | 0 | 7 | 1 | 8 | 1 | 1 | 0 | 0 | 0 | 0 | 0 | 0 | 0 | 0 | 0 | 0 | 0 | 0 | 0 |
| L.Kuechly | 5 | 2 | 7 | 0 | 0 | 0 | 0 | 1 | 1 | 0 | 0 | 0 | 0 | 0 | 0 | 0 | 0 | 0 | 0 | 0 |
| K.Coleman | 6 | 0 | 6 | 0 | 0 | 0 | 0 | 0 | 0 | 0 | 0 | 0 | 0 | 0 | 0 | 0 | 0 | 0 | 0 | 0 |
| J.Bradberry | 5 | 1 | 6 | 0 | 0 | 0 | 0 | 0 | 0 | 0 | 0 | 0 | 0 | 0 | 0 | 0 | 0 | 0 | 0 | 0 |
| D.Worley | 4 | 0 | 4 | 0 | 0 | 0 | 0 | 0 | 2 | 0 | 0 | 0 | 0 | 0 | 0 | 0 | 0 | 0 | 0 | 0 |
| M.Adams | 4 | 0 | 4 | 0 | 0 | 1 | 0 | 0 | 0 | 0 | 0 | 0 | 0 | 0 | 0 | 0 | 0 | 0 | 0 | 0 |
| S.Lotulelei | 1 | 2 | 3 | 0.5 | 2 | 0 | 1 | 0 | 0 | 0 | 1 | 0 | 0 | 0 | 0 | 0 | 0 | 0 | 0 | 0 |
| S.Thompson | 2 | 0 | 2 | 1 | 7 | 1 | 2 | 0 | 0 | 0 | 0 | 0 | 0 | 0 | 0 | 0 | 0 | 0 | 0 | 0 |
| M.Addison | 2 | 0 | 2 | 0 | 0 | 0 | 1 | 0 | 0 | 0 | 0 | 0 | 0 | 0 | 0 | 0 | 0 | 0 | 0 | 0 |
| K.Short | 2 | 0 | 2 | 0 | 0 | 0 | 0 | 0 | 0 | 0 | 0 | 0 | 0 | 0 | 0 | 0 | 0 | 0 | 0 | 0 |
| W.Horton | 1 | 1 | 2 | 1 | 8 | 0 | 1 | 0 | 0 | 1 | 0 | 0 | 0 | 0 | 0 | 0 | 0 | 0 | 0 | 0 |
| K.Love | 1 | 0 | 1 | 0 | 0 | 0 | 0 | 0 | 0 | 0 | 0 | 0 | 0 | 0 | 0 | 0 | 0 | 0 | 0 | 0 |
| J.Peppers | 0 | 1 | 1 | 0.5 | 2 | 0 | 2 | 0 | 0 | 0 | 0 | 0 | 0 | 0 | 0 | 0 | 0 | 0 | 0 | 0 |
| F.Whittaker | 0 | 0 | 0 | 0 | 0 | 0 | 0 | 0 | 0 | 0 | 0 | 1 | 0 | 0 | 0 | 0 | 0 | 0 | 0 | 0 |
| E.Dickson | 0 | 0 | 0 | 0 | 0 | 0 | 0 | 0 | 0 | 0 | 0 | 0 | 0 | 0 | 0 | 0 | 1 | 0 | 0 | 0 |
| C.Newton | 0 | 0 | 0 | 0 | 0 | 0 | 0 | 0 | 0 | 0 | 0 | 0 | 0 | 0 | 0 | 0 | 1 | 0 | 0 | 0 |
| J.Stewart | 0 | 0 | 0 | 0 | 0 | 0 | 0 | 0 | 0 | 0 | 0 | 0 | 0 | 0 | 0 | 0 | 0 | 0 | 0 | 1 |
| Total | 40 | 7 | 47 | 4 | 27 | 3 | 8 | 1 | 3 | 1 | 1 | 1 | 0 | 0 | 0 | 0 | 2 | 0 | 0 | 1 |

TKL = Tackle AST = Assist COMB = Combined QH=QB Hit IN = Interception PD = Pass Defense FF = Forced Fumble FR = Fumble Recovery

| San Francisco 49ers | Regular Defensive Plays | | | | | | | | | | | Special Teams | | | | | Misc | | | |
|---------------------|-------------------------|-----------|-----------|----------|----------|----------|----------|----------|----------|----------|----------|---------------|----------|----------|----------|----------|----------|----------|----------|----------|
| | TKL | AST | COMB | SK | / YDS | TFL | QH | IN | PD | FF | FR | TKL | AST | FF | FR | BL | TKL | AST | FF | FR |
| J.Tartt | 7 | 0 | 7 | 0 | 0 | 0 | 0 | 1 | 1 | 0 | 0 | 0 | 0 | 0 | 0 | 0 | 0 | 0 | 0 | 0 |
| D.Buckner | 5 | 1 | 6 | 0 | 0 | 0 | 1 | 0 | 0 | 0 | 0 | 0 | 0 | 0 | 0 | 0 | 0 | 0 | 0 | 0 |
| R.Armstrong | 5 | 1 | 6 | 0 | 0 | 0 | 0 | 0 | 0 | 0 | 0 | 0 | 0 | 0 | 0 | 0 | 0 | 0 | 0 | 0 |
| N.Bowman | 3 | 2 | 5 | 0 | 0 | 0 | 0 | 0 | 0 | 0 | 0 | 0 | 0 | 0 | 0 | 0 | 0 | 0 | 0 | 0 |
| E.Reid | 3 | 2 | 5 | 0 | 0 | 0 | 0 | 0 | 0 | 0 | 0 | 0 | 0 | 0 | 0 | 0 | 0 | 0 | 0 | 0 |
| R.Robinson | 2 | 2 | 4 | 0 | 0 | 0 | 0 | 0 | 0 | 1 | 1 | 0 | 0 | 0 | 0 | 0 | 0 | 0 | 0 | 0 |
| R.Foster | 3 | 0 | 3 | 0 | 0 | 1 | 0 | 0 | 1 | 0 | 0 | 0 | 0 | 0 | 0 | 0 | 0 | 0 | 0 | 0 |
| A.Armstead | 3 | 0 | 3 | 0 | 0 | 0 | 0 | 0 | 0 | 0 | 0 | 0 | 0 | 0 | 0 | 0 | 0 | 0 | 0 | 0 |
| S.Thomas | 2 | 0 | 2 | 0 | 0 | 1 | 0 | 0 | 0 | 0 | 0 | 0 | 0 | 0 | 0 | 0 | 0 | 0 | 0 | 0 |
| D.Johnson | 2 | 0 | 2 | 0 | 0 | 0 | 0 | 0 | 0 | 0 | 0 | 0 | 0 | 0 | 0 | 0 | 0 | 0 | 0 | 0 |
| E.Harold | 2 | 0 | 2 | 0 | 0 | 0 | 0 | 0 | 0 | 0 | 0 | 0 | 0 | 0 | 0 | 0 | 0 | 0 | 0 | 0 |
| E.Mitchell | 1 | 1 | 2 | 0 | 0 | 0 | 0 | 0 | 1 | 0 | 0 | 0 | 0 | 0 | 0 | 0 | 0 | 0 | 0 | 0 |
| T.Carradine | 1 | 1 | 2 | 0 | 0 | 0 | 0 | 0 | 0 | 0 | 0 | 0 | 0 | 0 | 0 | 0 | 0 | 0 | 0 | 0 |
| D.Jones | 1 | 0 | 1 | 0 | 0 | 0 | 0 | 0 | 0 | 0 | 0 | 0 | 0 | 0 | 0 | 0 | 0 | 0 | 0 | 0 |
| X.Cooper | 1 | 0 | 1 | 0 | 0 | 0 | 0 | 0 | 0 | 0 | 0 | 0 | 0 | 0 | 0 | 0 | 0 | 0 | 0 | 0 |
| K.Williams | 1 | 0 | 1 | 0 | 0 | 0 | 0 | 0 | 0 | 0 | 0 | 0 | 0 | 0 | 0 | 0 | 0 | 0 | 0 | 0 |
| D.Watson | 0 | 1 | 1 | 0 | 0 | 0 | 0 | 0 | 0 | 0 | 0 | 0 | 0 | 0 | 0 | 0 | 0 | 0 | 0 | 0 |
| E.Dumervil | 0 | 0 | 0 | 0 | 0 | 0 | 1 | 0 | 0 | 0 | 0 | 0 | 0 | 0 | 0 | 0 | 0 | 0 | 0 | 0 |
| R.Mostert | 0 | 0 | 0 | 0 | 0 | 0 | 0 | 0 | 0 | 0 | 0 | 1 | 0 | 0 | 0 | 0 | 0 | 0 | 0 | 0 |
| B.Coyle | 0 | 0 | 0 | 0 | 0 | 0 | 0 | 0 | 0 | 0 | 0 | 1 | 0 | 0 | 0 | 0 | 0 | 0 | 0 | 0 |
| A.Colbert | 0 | 0 | 0 | 0 | 0 | 0 | 0 | 0 | 0 | 0 | 0 | 1 | 0 | 0 | 0 | 0 | 0 | 0 | 0 | 0 |
| D.Kilgore | 0 | 0 | 0 | 0 | 0 | 0 | 0 | 0 | 0 | 0 | 0 | 0 | 0 | 0 | 0 | 0 | 1 | 0 | 0 | 0 |
| B.Hoyer | 0 | 0 | 0 | 0 | 0 | 0 | 0 | 0 | 0 | 0 | 0 | 0 | 0 | 0 | 0 | 0 | 1 | 0 | 0 | 0 |
| Total | 42 | 11 | 53 | 0 | 0 | 2 | 2 | 1 | 3 | 1 | 1 | 3 | 0 | 0 | 0 | 0 | 2 | 0 | 0 | 0 |

First Quarter

9/10/2017

Play By Play

SF wins the coin toss and elects to defer. CAR elects to Receive, and SF elects to defend the south goal.

B.Pinion kicks 65 yards from SF 35 to end zone, Touchback.

Carolina Panthers at 15:00

- 1-10-CAR 25 (15:00) J.Stewart left end to CAR 26 for 1 yard (A.Armstead).
- 2-9-CAR 26 (14:30) (Shotgun) C.Newton pass short left to C.McCaffrey to CAR 33 for 7 yards (R.Foster). Caught at Car 29. 4-yds YAC
- 3-2-CAR 33 (13:42) (Shotgun) J.Stewart right tackle to CAR 40 for 7 yards (S.Thomas). R1
- 1-10-CAR 40 (13:11) C.Newton FUMBLES (Aborted) at CAR 38, recovered by CAR-J.Stewart at CAR 34. J.Stewart to CAR 38 for 4 yards (E.Mitchell; T.Carradine).
- 2-12-CAR 38 (12:25) (Shotgun) C.Newton pass incomplete short middle to C.McCaffrey (E.Mitchell).
- 3-12-CAR 38 (12:20) (Shotgun) C.Newton pass incomplete short left to G.Olsen.
- 4-12-CAR 38 (12:12) M.Palardy punts 53 yards to SF 9, Center-J.Jansen. T.Taylor pushed ob at SF 18 for 9 yards (F.Whittaker).

San Francisco 49ers at 12:02

- 1-10-SF 18 (12:02) B.Hoyer pass short middle to K.Jusczyk to SF 30 for 12 yards (K.Coleman) [S.Thompson]. Caught at SF 17. 13-yds YAC P1
- 1-10-SF 30 (11:24) C.Hyde right end to SF 30 for no gain (T.Davis).
PENALTY on SF, Illegal Formation, 5 yards, enforced at SF 30 - No Play.
- 1-15-SF 25 (11:03) C.Hyde left tackle to SF 33 for 8 yards (L.Kuechly).
- 2-7-SF 33 (10:18) (Shotgun) B.Hoyer pass short left to G.Kittle to SF 46 for 13 yards (M.Adams). Caught at SF 38. 8-yds YAC P2
- 1-10-SF 46 (9:42) *PENALTY on SF-B.Fusco, False Start, 5 yards, enforced at SF 46 - No Play.*
- 1-15-SF 41 (9:16) M.Breida right end pushed ob at SF 43 for 2 yards (S.Thompson).
Timeout #1 by SF at 08:38.
- 2-13-SF 43 (8:38) (Shotgun) B.Hoyer pass short middle to P.Garcon to CAR 46 for 11 yards (L.Kuechly). Caught at SF 48. 6-yds YAC
- 3-2-CAR 46 (8:00) (Shotgun) B.Hoyer pass incomplete deep right to M.Goodwin.
- 4-2-CAR 46 (7:53) B.Pinion punts 32 yards to CAR 14, Center-K.Nelson, fair catch by C.McCaffrey.

Carolina Panthers at 7:47

- 1-10-CAR 14 (7:47) J.Stewart left end to CAR 17 for 3 yards (J.Tartt).
- 2-7-CAR 17 (7:02) F.Whittaker left tackle to CAR 18 for 1 yard (T.Carradine).
Timeout #1 by CAR at 06:16.
- 3-6-CAR 18 (6:16) (Shotgun) C.Newton pass incomplete short left to K.Benjamin (R.Foster).
- 4-6-CAR 18 (6:13) M.Palardy punts 58 yards to SF 24, Center-J.Jansen, fair catch by T.Taylor.

San Francisco 49ers at 6:04

- 1-10-SF 24 (6:04) C.Hyde up the middle to SF 36 for 12 yards (M.Adams). R3
- 1-10-SF 36 (5:28) B.Hoyer pass short right to P.Garcon to SF 48 for 12 yards (D.Worley). Caught at SF 47. 1-yds YAC P4
- 1-10-SF 48 (5:04) C.Hyde left guard to 50 for 2 yards (K.Love).
- 2-8-50 (4:42) B.Hoyer sacked at SF 42 for -8 yards (W.Horton). FUMBLES (W.Horton) [W.Horton], RECOVERED by CAR-S.Lotulelei at SF 42. S.Lotulelei to SF 42 for no gain (D.Kilgore).

Carolina Panthers at 4:35

- 1-10-SF 42 (4:35) C.Newton pass short left to C.McCaffrey to SF 45 for -3 yards (R.Foster). Caught at SF 45. 0-yds YAC
- 2-13-SF 45 (3:47) (Shotgun) C.McCaffrey left end to SF 40 for 5 yards (R.Foster). SF-R.Foster was injured during the play. He is Out.
- 3-8-SF 40 (3:10) (Shotgun) C.Newton pass deep left to R.Shepard for 40 yards, TOUCHDOWN. Caught at SF 21. 21-yds YAC P2
G.Gano extra point is GOOD, Center-J.Jansen, Holder-M.Palardy.

CAR 7 SF 0, 3 plays, 42 yards, 1:35 drive, 12:00 elapsed

G.Gano kicks 65 yards from CAR 35 to end zone, Touchback.

San Francisco 49ers at 3:00

- 1-10-SF 25 (3:00) C.Hyde left end to SF 43 for 18 yards (K.Coleman). R5
- 1-10-SF 43 (2:26) C.Hyde left tackle to SF 44 for 1 yard (K.Short, L.Kuechly).
- 2-9-SF 44 (2:01) B.Hoyer sacked at SF 37 for -7 yards (S.Thompson).
- 3-16-SF 37 (1:24) (Shotgun) *PENALTY on SF-T.Brown, False Start, 5 yards, enforced at SF 37 - No Play.*
- 3-21-SF 32 (1:03) (Shotgun) B.Hoyer pass incomplete short right to P.Garcon (D.Worley).
- 4-21-SF 32 (:58) B.Pinion punts 40 yards to CAR 28, Center-K.Nelson. C.McCaffrey to CAR 32 for 4 yards (R.Mostert).
PENALTY on CAR-J.Cash, Illegal Block Above the Waist, 10 yards, enforced at CAR 32.

Carolina Panthers at 0:45

- 1-10-CAR 22 (:45) (Shotgun) C.Newton pass short right to D.Funchess to CAR 26 for 4 yards (N.Bowman). Caught at CAR 25. 1-yd YAC

Carolina Panthers vs San Francisco 49ers at Levi's Stadium

END OF QUARTER

| | Score | Time Poss | First Downs | | | | Efficiencies | |
|---------------------|-------|-----------|-------------|---|---|---|--------------|--------|
| | | | R | P | X | T | 3 Down | 4 Down |
| Carolina Panthers | 7 | 7:01 | 1 | 1 | 0 | 2 | 2/4 | 0/0 |
| San Francisco 49ers | 0 | 7:59 | 2 | 3 | 0 | 5 | 0/2 | 0/0 |

Second Quarter

9/10/2017

Play By Play

Carolina Panthers continued.

- 2-6-CAR 26 (15:00) J.Stewart right tackle to CAR 29 for 3 yards (R.Armstrong).
 3-3-CAR 29 (14:19) (Shotgun) C.Newton pass incomplete short middle to K.Benjamin.
 4-3-CAR 29 (14:15) M.Palardy punts 44 yards to SF 27, Center-J.Jansen, out of bounds.

San Francisco 49ers at 14:07

- 1-10-SF 27 (14:07) B.Hoyer pass incomplete deep left to M.Goodwin.
 2-10-SF 27 (14:00) C.Hyde left tackle to SF 27 for no gain (W.Horton).
Penalty on SF, Illegal Formation, declined.
PENALTY on SF-D.Kilgore, Offensive Holding, 10 yards, enforced at SF 27 - No Play.
 2-20-SF 17 (13:44) (Shotgun) B.Hoyer sacked at SF 13 for -4 yards (sack split by S.Lotulelei and J.Peppers).
 3-24-SF 13 (13:01) (Shotgun) M.Breida up the middle to SF 16 for 3 yards (T.Davis).
 4-21-SF 16 (12:26) B.Pinion punts 49 yards to CAR 35, Center-K.Nelson. C.McCaffrey to SF 44 for 21 yards (B.Coyle).
PENALTY on CAR-B.Jacobs, Offensive Holding, 10 yards, enforced at CAR 35.

Carolina Panthers at 12:14

- 1-10-CAR 25 (12:14) C.McCaffrey left end pushed ob at CAR 30 for 5 yards (R.Robinson).
 2-5-CAR 30 (11:40) C.Newton pass incomplete deep left to G.Olsen.
PENALTY on SF-J.Tartt, Unnecessary Roughness, 15 yards, enforced at CAR 30 - No Play. X3
1-10-CAR 45 (11:35) C.McCaffrey left end to CAR 48 for 3 yards (E.Mitchell).
 2-7-CAR 48 (10:55) (Shotgun) C.Newton pass short middle to E.Dickson to SF 48 for 4 yards (R.Armstrong).
PENALTY on SF-S.Thomas, Defensive Offside, 5 yards, enforced at CAR 48 - No Play.
 2-2-SF 47 (10:28) J.Stewart up the middle to SF 45 for 2 yards (D.Buckner). CAR-R.Kalil was injured during the play. R4
1-10-SF 45 (10:03) C.Newton pass deep left intended for K.Benjamin INTERCEPTED by J.Tartt [D.Buckner] at SF 1. J.Tartt to SF 38 for 37 yards (E.Dickson).

San Francisco 49ers at 9:46

- 1-10-SF 38 (9:46) C.Hyde right end to SF 40 for 2 yards (J.Bradberry).
 2-8-SF 40 (9:12) B.Hoyer pass short right to C.Hyde to SF 44 for 4 yards (K.Coleman). Caught at SF 44. 0-yds YAC
 3-4-SF 44 (8:36) (Shotgun) B.Hoyer pass short right to M.Goodwin to 50 for 6 yards (L.Kuechly). Caught at 50. 0-yds YAC P6
1-10-50 (8:00) M.Breida left guard to CAR 45 for 5 yards (M.Addison).
 2-5-CAR 45 (7:24) B.Hoyer pass short left to M.Goodwin pushed ob at CAR 44 for 1 yard (D.Worley). Caught at CAR 44. 0-yds YAC
 3-4-CAR 44 (7:08) B.Hoyer pass short right to G.Kittle to CAR 44 for no gain (K.Coleman). Caught at CAR 45. 1-yds YAC
 Timeout #2 by CAR at 06:32.
 4-4-CAR 44 (6:32) (Shotgun) B.Hoyer sacked at SF 48 for -8 yards (T.Davis).

Carolina Panthers at 6:27

- 1-10-SF 48 (6:27) J.Stewart left end to SF 38 for 10 yards (D.Johnson). R5
1-10-SF 38 (5:49) (Shotgun) C.McCaffrey left tackle to SF 40 for -2 yards (S.Thomas).
 2-12-SF 40 (5:13) (Shotgun) C.Newton pass incomplete short middle to C.McCaffrey.
 Timeout #3 by CAR at 05:09.
 3-12-SF 40 (5:09) (Shotgun) C.Newton pass short right to C.McCaffrey to SF 25 for 15 yards (J.Tartt). Caught at SF 30. 5-yds YAC P6
1-10-SF 25 (4:26) (Shotgun) Direct snap to C.McCaffrey. C.McCaffrey right end to SF 21 for 4 yards (R.Armstrong).
 2-6-SF 21 (3:38) (Shotgun) C.Newton pass incomplete deep right to E.Dickson.
 3-6-SF 21 (3:32) (Shotgun) C.Newton pass incomplete short right to K.Benjamin.
 4-6-SF 21 (3:28) **G.Gano 39 yard field goal is GOOD, Center-J.Jansen, Holder-M.Palardy.**

CAR 10 SF 0, 8 plays, 27 yards, 3:04 drive, 11:37 elapsed

G.Gano kicks 65 yards from CAR 35 to end zone, Touchback.

San Francisco 49ers at 3:23

- 1-10-SF 25 (3:23) B.Hoyer pass incomplete short left to K.Juszczyk.
 2-10-SF 25 (3:18) B.Hoyer pass short right to P.Garcon to SF 46 for 21 yards (M.Adams). Caught at SF 31. 15-yds YAC P7
1-10-SF 46 (2:42) C.Hyde left tackle to SF 47 for 1 yard (K.Short).

Two-Minute Warning

- 2-9-SF 47 (2:00) (Shotgun) B.Hoyer pass short left to G.Kittle to CAR 47 for 6 yards (T.Davis). Caught at 50. 3-yds YAC
 3-3-CAR 47 (1:20) (Shotgun) B.Hoyer pass short right to C.Hyde to CAR 45 for 2 yards (J.Bradberry). Caught at CAR 48. 3-yds YAC
 Timeout #2 by SF at 00:46.

Carolina Panthers vs San Francisco 49ers at Levi's Stadium

4-1-CAR 45 (:46) K.Juszczyk up the middle to CAR 45 for no gain (S.Lotulelei; W.Horton).

Carolina Panthers at 0:42

1-10-CAR 45 (:42) (Shotgun) C.Newton pass incomplete short right to G.Olsen.

2-10-CAR 45 (:36) (Shotgun) C.Newton pass incomplete short right to D.Byrd [E.Dumervil].

3-10-CAR 45 (:32) (Shotgun) *PENALTY on CAR-R.Shepard, False Start, 5 yards, enforced at CAR 45 - No Play.*

3-15-CAR 40 (:32) (Shotgun) C.Newton pass short right to C.McCaffrey pushed ob at SF 44 for 16 yards (A.Armstead). Caught at CAR 35. 21-yds YAC P7

1-10-SF 44 (:26) (Shotgun) C.Newton pass short right to G.Olsen pushed ob at SF 43 for 1 yard (E.Reid). Caught at SF 43. 0-yds YAC

2-9-SF 43 (:21) (Shotgun) C.Newton pass deep left to K.Benjamin to SF 18 for 25 yards (E.Reid; R.Robinson). Caught at SF 22. 4-yds YAC P8

1-10-SF 18 (:06) C.Newton spiked the ball to stop the clock.

2-10-SF 18 (:05) **G.Gano 36 yard field goal is GOOD, Center-J.Jansen, Holder-M.Palardy.**

CAR 13 SF 0, 7 plays, 37 yards, 0:42 drive, 15:00 elapsed

END OF QUARTER

| | Score | Time Poss | First Downs | | | | Efficiencies | |
|----------------------------|-----------|-------------|-------------|----------|----------|----------|--------------|------------|
| | | | R | P | X | T | 3 Down | 4 Down |
| Carolina Panthers | 13 | 7:07 | 2 | 3 | 1 | 6 | 2/4 | 0/0 |
| San Francisco 49ers | 0 | 7:53 | 0 | 2 | 0 | 2 | 1/4 | 0/2 |

Third Quarter

9/10/2017

Play By Play

SF elects to Receive, and CAR elects to defend the North goal.

G.Gano kicks 65 yards from CAR 35 to end zone, Touchback.

San Francisco 49ers at 15:00

1-10-SF 25 (15:00) B.Hoyer pass short right to M.Goodwin pushed ob at SF 39 for 14 yards (J.Bradberry). Caught at SF 38. 1-yd YAC P8

1-10-SF 39 (14:33) B.Hoyer pass short middle intended for G.Kittle INTERCEPTED by L.Kuechly at CAR 49. L.Kuechly to SF 28 for 23 yards (B.Hoyer).

Carolina Panthers at 14:25

1-10-SF 28 (14:25) (Shotgun) J.Stewart up the middle to SF 27 for 1 yard (D.Buckner).

2-9-SF 27 (13:44) (Shotgun) C.McCaffrey left tackle to SF 22 for 5 yards (N.Bowman).

3-4-SF 22 (13:02) (Shotgun) C.Newton scrambles right end to SF 17 for 5 yards (J.Tartt). R9

1-10-SF 17 (12:23) C.McCaffrey left guard to SF 13 for 4 yards (D.Buckner; N.Bowman).

2-6-SF 13 (11:36) C.Newton pass incomplete short right to G.Olsen.

PENALTY on SF-R.Armstrong, Defensive Pass Interference, 4 yards, enforced at SF 13 - No Play. X10

1-9-SF 9 (11:32) C.Newton pass short right to J.Stewart for 9 yards, TOUCHDOWN. Caught at SF 11. 11-yds YAC P11

G.Gano extra point is GOOD, Center-J.Jansen, Holder-M.Palardy.

CAR 20 SF 0, 5 plays, 28 yards, 1 penalty, 3:01 drive, 3:36 elapsed

G.Gano kicks 65 yards from CAR 35 to end zone, Touchback.

San Francisco 49ers at 11:24

1-10-SF 25 (11:24) C.Hyde up the middle to SF 26 for 1 yard (L.Kuechly).

2-9-SF 26 (10:52) B.Hoyer pass short left to C.Hyde pushed ob at SF 29 for 3 yards (T.Davis). Caught at SF 27. 2-yds YAC

3-6-SF 29 (10:19) (Shotgun) B.Hoyer pass incomplete short middle to P.Garcon [J.Peppers].

4-6-SF 29 (10:13) B.Pinion punts 42 yards to CAR 29, Center-K.Nelson. C.McCaffrey to CAR 32 for 3 yards (A.Colbert).

Carolina Panthers at 10:04

1-10-CAR 32 (10:04) (Shotgun) J.Stewart up the middle to CAR 34 for 2 yards (R.Armstrong).

2-8-CAR 34 (9:21) (Shotgun) C.Newton pass short right to D.Funchess to 50 for 16 yards (J.Tartt). Caught at CAR 46. 4-yds YAC P12

1-10-50 (8:44) C.Newton pass short left to J.Stewart to SF 42 for 8 yards (D.Jones). Caught at SF 48. 6-yds YAC

Timeout #1 by CAR at 08:02.

2-2-SF 42 (8:02) J.Stewart up the middle to SF 39 for 3 yards (N.Bowman). R13

1-10-SF 39 (7:16) (Shotgun) C.Newton pass short right to R.Shepard ran ob at SF 26 for 13 yards. Caught at SF 27. 1-yd YAC P14

1-10-SF 26 (6:45) (Shotgun) C.McCaffrey right guard to SF 23 for 3 yards (D.Buckner).

2-7-SF 23 (6:05) (Shotgun) C.Newton pass deep middle to G.Olsen to SF 6 for 17 yards (J.Tartt). Caught at SF 6. 0-yds YAC P15

1-6-SF 6 (5:19) C.Newton left end to SF 5 for 1 yard (E.Reid).

2-5-SF 5 (4:38) J.Stewart up the middle to SF 2 for 3 yards (E.Harold).

3-2-SF 2 (3:53) (Shotgun) J.Stewart left end to SF 2 for no gain (A.Armstead).

4-2-SF 2 (3:14) G.Gano 20 yard field goal is GOOD, Center-J.Jansen, Holder-M.Palardy.

CAR 23 SF 0, 11 plays, 66 yards, 6:53 drive, 11:49 elapsed

G.Gano kicks 65 yards from CAR 35 to end zone, Touchback.

San Francisco 49ers at 3:11

1-10-SF 25 (3:11) B.Hoyer pass short left to K.Juszczyk to SF 30 for 5 yards (K.Coleman). SF-K.Juszczyk was injured during the play. His return is Probable. Caught at SF 30. 0-yds YAC

2-5-SF 30 (2:35) B.Hoyer pass short right to P.Garcon to SF 41 for 11 yards (J.Bradberry; L.Kuechly). Caught at SF 36. 5-yds YAC P9

1-10-SF 41 (2:08) B.Hoyer pass incomplete deep left to P.Garcon.

2-10-SF 41 (2:04) (Shotgun) B.Hoyer pass short left to A.Robinson to SF 48 for 7 yards (M.Addison). Caught at SF 45. 3-yds YAC

3-3-SF 48 (1:23) (Shotgun) B.Hoyer pass incomplete short right to A.Robinson.

4-3-SF 48 (1:19) (Shotgun) B.Hoyer pass short left to P.Garcon to CAR 30 for 22 yards (L.Kuechly). P10

Penalty on CAR-D.Worley, Defensive Holding, declined. Caught at CAR 46. 16-yds YAC

1-10-CAR 30 (:58) B.Hoyer pass short right to T.Taylor to CAR 22 for 8 yards (J.Bradberry). Caught at CAR 24. 2-yds YAC

2-2-CAR 22 (:37) M.Breida right guard to CAR 21 for 1 yard (T.Davis).

3-1-CAR 21 (:18) (Shotgun) B.Hoyer pass incomplete short right to P.Garcon.

4-1-CAR 21 (:13) (Pass formation) *PENALTY on SF-B.Hoyer, Delay of Game, 5 yards, enforced at CAR 21 - No Play.*

4-6-CAR 26 (:13) R.Gould 44 yard field goal is GOOD, Center-K.Nelson, Holder-B.Pinion.

CAR 23 SF 3, 10 plays, 49 yards, 3:03 drive, 14:52 elapsed

Carolina Panthers vs San Francisco 49ers at Levi's Stadium

B.Pinion kicks 65 yards from SF 35 to end zone, Touchback.

Carolina Panthers at 0:08

1-10-CAR 25 (:08) J.Stewart left end to CAR 32 for 7 yards (N.Bowman).

PENALTY on CAR-M.Kalil, Offensive Holding, 10 yards, enforced at CAR 25 - No Play.

END OF QUARTER

| | Score | Time Poss | First Downs | | | | Efficiencies | |
|----------------------------|-----------|--------------|-------------|----------|----------|----------|--------------|------------|
| | | | R | P | X | T | 3 Down | 4 Down |
| Carolina Panthers | 23 | 10:02 | 2 | 4 | 1 | 7 | 1/2 | 0/0 |
| San Francisco 49ers | 3 | 4:58 | 0 | 3 | 0 | 3 | 0/3 | 1/1 |

Fourth Quarter

9/10/2017

Play By Play

Carolina Panthers continued.

- 1-20-CAR 15 (15:00) (Shotgun) C.Newton pass short left to C.McCaffrey to CAR 18 for 3 yards (J.Tartt). Caught at CAR 11. 7-yds YAC
- 2-17-CAR 18 (14:16) (Shotgun) C.McCaffrey up the middle to CAR 24 for 6 yards (R.Armstrong, N.Bowman).
PENALTY on SF-R.Armstrong, Face Mask (15 Yards), 15 yards, enforced at CAR 24. X16
- 1-10-CAR 39 (13:49) C.McCaffrey left end to CAR 34 for -5 yards (R.Robinson). FUMBLES (R.Robinson), RECOVERED by SF-R.Robinson at CAR 33. R.Robinson to CAR 31 for 2 yards (C.Newton). McCaffrey was charged with a 6-yd rushing loss.

San Francisco 49ers at 13:37

- 1-10-CAR 31 (13:37) (Shotgun) B.Hoyer pass incomplete short left to K.Jusczyk (D.Worley).
- 2-10-CAR 31 (13:30) B.Hoyer pass short left to C.Hyde to CAR 25 for 6 yards (D.Worley). Caught at CAR 35. 10-yds YAC
- 3-4-CAR 25 (12:50) (Shotgun) B.Hoyer pass short left to P.Garcon to CAR 21 for 4 yards (D.Worley). Caught at CAR 21. 0-yds YAC P11
- 1-10-CAR 21 (12:21) (No Huddle) B.Hoyer pass short right to G.Kittle to CAR 16 for 5 yards (J.Bradberry). Caught at CAR 17. 1-yd YAC
- 2-5-CAR 16 (12:02) (No Huddle) B.Hoyer pass short left to G.Kittle to CAR 13 for 3 yards (K.Coleman). Caught at CAR 17. 4-yds YAC
Timeout #1 by SF at 11:14.
- 3-2-CAR 13 (11:14) *PENALTY on SF-G.Kittle, False Start, 5 yards, enforced at CAR 13 - No Play.*
- 3-7-CAR 18 (11:14) (Shotgun) B.Hoyer sacked at CAR 25 for -7 yards (M.Addison).
PENALTY on CAR-Ch.Johnson, Defensive Holding, 5 yards, enforced at CAR 18 - No Play. X12
- 1-10-CAR 13 (10:47) (Shotgun) B.Hoyer pass short right to C.Hyde to CAR 3 for 10 yards (S.Lotulelei). Caught at CAR 18. 15-yds YAC P13
- 1-3-CAR 3 (10:20) B.Hoyer pass incomplete short right to M.Goodwin.
- 2-3-CAR 3 (10:14) B.Hoyer left end to CAR 8 for -5 yards (M.Adams).
- 3-8-CAR 8 (9:30) (Shotgun) B.Hoyer pass short left to C.Hyde to CAR 1 for 7 yards (T.Davis) [M.Addison]. Caught at CAR 3. 2-yds YAC
- 4-1-CAR 1 (8:54) C.Hyde right end to CAR 1 for no gain (T.Davis).

Carolina Panthers at 8:48

- 1-10-CAR 1 (8:48) J.Stewart up the middle to CAR 6 for 5 yards (D.Johnson).
- 2-5-CAR 6 (8:04) J.Stewart up the middle to CAR 14 for 8 yards (J.Tartt). R17
- 1-10-CAR 14 (7:17) J.Stewart left tackle to CAR 18 for 4 yards (D.Buckner).
- 2-6-CAR 18 (6:35) J.Stewart up the middle to CAR 24 for 6 yards (E.Harold). SF-E.Harold was injured during the play. R18
- 1-10-CAR 24 (5:48) J.Stewart right end to CAR 27 for 3 yards (X.Cooper).
- 2-7-CAR 27 (4:59) J.Stewart right guard to CAR 29 for 2 yards (R.Armstrong).
Timeout #2 by SF at 04:18.
- 3-5-CAR 29 (4:18) (Shotgun) C.McCaffrey up the middle to CAR 40 for 11 yards (K.Williams). R19
- 1-10-CAR 40 (3:31) C.McCaffrey left guard to CAR 41 for 1 yard (E.Reid, R.Armstrong).
- 2-9-CAR 41 (2:46) J.Stewart right tackle to CAR 43 for 2 yards (D.Buckner, D.Watson).
Timeout #3 by SF at 02:39.
- 3-7-CAR 43 (2:39) (Shotgun) C.McCaffrey left end to SF 49 for 8 yards (E.Reid; R.Robinson). R20

Two-Minute Warning

- 1-10-SF 49 (2:00) C.Newton kneels to 50 for -1 yards.
- 2-11-50 (1:18) C.Newton kneels to CAR 49 for -1 yards.
- 3-12-CAR 49 (:37) C.Newton kneels to CAR 48 for -1 yards.

END OF QUARTER

| | Score | Time Poss | First Downs | | | | Efficiencies | |
|---------------------|-------|-----------|-------------|---|---|---|--------------|--------|
| | | | R | P | X | T | 3 Down | 4 Down |
| Carolina Panthers | 23 | 10:11 | 4 | 0 | 1 | 5 | 2/3 | 0/0 |
| San Francisco 49ers | 3 | 4:49 | 0 | 2 | 1 | 3 | 1/2 | 0/1 |

Miscellaneous Statistics Report

Carolina Panthers vs San Francisco 49ers
9/10/2017 at Levi's Stadium

Ten Longest Plays for Carolina Panthers

| Yards | Qtr | Play Start | Play Description |
|-------|-----|-------------|---|
| 40 | 1 | 3-8-SF 40 | (3:10) (Shotgun) C.Newton pass deep left to R.Shepard for 40 yards, TOUCHDOWN. Caught at SF 21. 21-yds YAC |
| 25 | 2 | 2-9-SF 43 | (:21) (Shotgun) C.Newton pass deep left to K.Benjamin to SF 18 for 25 yards (E.Reid; R.Robinson). Caught at SF 22. 4-yds YAC |
| 21 | 4 | 2-17-CAR 18 | (14:16) (Shotgun) C.McCaffrey up the middle to CAR 24 for 6 yards (R.Armstrong, N.Bowman). PENALTY on SF-R.Armstrong, Face Mask (15 Yards), 15 yards, enforced at CAR 24. |
| 17 | 3 | 2-7-SF 23 | (6:05) (Shotgun) C.Newton pass deep middle to G.Olsen to SF 6 for 17 yards (J.Tartt). Caught at SF 6. 0-yds YAC |
| 16 | 2 | 3-15-CAR 40 | (:32) (Shotgun) C.Newton pass short right to C.McCaffrey pushed ob at SF 44 for 16 yards (A.Armstead). Caught at CAR 35. 21-yds YAC |
| 16 | 3 | 2-8-CAR 34 | (9:21) (Shotgun) C.Newton pass short right to D.Funchess to 50 for 16 yards (J.Tartt). Caught at CAR 46. 4-yds YAC |
| 15 | 2 | 3-12-SF 40 | (5:09) (Shotgun) C.Newton pass short right to C.McCaffrey to SF 25 for 15 yards (J.Tartt). Caught at SF 30. 5-yds YAC |
| 13 | 3 | 1-10-SF 39 | (7:16) (Shotgun) C.Newton pass short right to R.Shepard ran ob at SF 26 for 13 yards. Caught at SF 27. 1-yd YAC |
| 11 | 4 | 3-5-CAR 29 | (4:18) (Shotgun) C.McCaffrey up the middle to CAR 40 for 11 yards (K.Williams). |
| 10 | 2 | 1-10-SF 48 | (6:27) J.Stewart left end to SF 38 for 10 yards (D.Johnson). |

Ten Longest Plays for San Francisco 49ers

| Yards | Qtr | Play Start | Play Description |
|-------|-----|------------|---|
| 22 | 3 | 4-3-SF 48 | (1:19) (Shotgun) B.Hoyer pass short left to P.Garcon to CAR 30 for 22 yards (L.Kuechly). |
| 21 | 2 | 2-10-SF 25 | (3:18) B.Hoyer pass short right to P.Garcon to SF 46 for 21 yards (M.Adams). Caught at SF 31. 15-yds YAC |
| 18 | 1 | 1-10-SF 25 | (3:00) C.Hyde left end to SF 43 for 18 yards (K.Coleman). |
| 14 | 3 | 1-10-SF 25 | (15:00) B.Hoyer pass short right to M.Goodwin pushed ob at SF 39 for 14 yards (J.Bradberry). Caught at SF 38. 1-yd YAC |
| 13 | 1 | 2-7-SF 33 | (10:18) (Shotgun) B.Hoyer pass short left to G.Kittle to SF 46 for 13 yards (M.Adams). Caught at SF 38. 8-yds YAC |
| 12 | 1 | 1-10-SF 18 | (12:02) B.Hoyer pass short middle to K.Juszczyk to SF 30 for 12 yards (K.Coleman) [S.Thompson]. Caught at SF 17. 13-yds |
| 12 | 1 | 1-10-SF 24 | (6:04) C.Hyde up the middle to SF 36 for 12 yards (M.Adams). |
| 12 | 1 | 1-10-SF 36 | (5:28) B.Hoyer pass short right to P.Garcon to SF 48 for 12 yards (D.Worley). Caught at SF 47. 1-yds YAC |
| 11 | 1 | 2-13-SF 43 | (8:38) (Shotgun) B.Hoyer pass short middle to P.Garcon to CAR 46 for 11 yards (L.Kuechly). Caught at SF 48. 6-yds YAC |
| 11 | 3 | 2-5-SF 30 | (2:35) B.Hoyer pass short right to P.Garcon to SF 41 for 11 yards (J.Bradberry; L.Kuechly). Caught at SF 36. 5-yds YAC |

Touchdown Scoring Information

| | | Offense | Defense | Special Teams |
|----------------|---------------------|---------|---------|---------------|
| VISITOR | Carolina Panthers | 2 | 0 | 0 |
| HOME | San Francisco 49ers | 0 | 0 | 0 |

Player Scoring Information

| Club | Player | TD | Rush TD | Rec TD | KO TD | Punt TD | Int TD | Fum TD | Misc TD | FG | XP | 2Pt Rush | 2Pt Rec | Sfty | Points |
|------|-----------|----|---------|--------|-------|---------|--------|--------|---------|----|----|----------|---------|------|--------|
| CAR | G.Gano | 0 | 0 | 0 | 0 | 0 | 0 | 0 | 0 | 3 | 2 | 0 | 0 | 0 | 11 |
| CAR | R.Shepard | 0 | 0 | 1 | 0 | 0 | 0 | 0 | 0 | 0 | 0 | 0 | 0 | 0 | 6 |
| CAR | J.Stewart | 0 | 0 | 1 | 0 | 0 | 0 | 0 | 0 | 0 | 0 | 0 | 0 | 0 | 6 |
| SF | R.Gould | 0 | 0 | 0 | 0 | 0 | 0 | 0 | 0 | 1 | 0 | 0 | 0 | 0 | 3 |

Possession Detail

| | First Half | | Second Half | | Game | |
|-----------------------------|------------|-------|-------------|------|---------|-------|
| | Visitor | Home | Visitor | Home | Visitor | Home |
| Largest Lead | 13 | 0 | 23 | 0 | 23 | 0 |
| Drives Leading | 4 | 0 | 4 | 0 | 8 | 0 |
| Time of Possession Leading | 7:52 | 0:00 | 20:13 | 0:00 | 28:05 | 0:00 |
| Largest Deficit | 0 | -13 | 0 | -23 | 0 | -23 |
| Drives Trailing | 0 | 4 | 0 | 4 | 0 | 8 |
| Time of Possession Trailing | 0:00 | 10:08 | 0:00 | 9:47 | 0:00 | 19:55 |
| Times Score Tied Up | | 0 | | 0 | | 0 |
| Lead Changes | | 1 | | 0 | | 1 |

Playtime Percentage

Percent of playtime per player on offense, defense and special teams

| Carolina Panthers | | | | | San Francisco 49ers | | | | | | |
|-------------------|----|---------|---------|---------------|---------------------|-------------|---------|---------|---------------|----|-----|
| | | Offense | Defense | Special Teams | | | Offense | Defense | Special Teams | | |
| D Williams | T | 67 | 100% | 5 | 25% | J Staley | T | 57 | 100% | 1 | 5% |
| T Turner | G | 67 | 100% | 5 | 25% | Z Beadles | G | 57 | 100% | 1 | 5% |
| A Norwell | G | 67 | 100% | 5 | 25% | D Kilgore | C | 57 | 100% | 1 | 5% |
| G Olsen | TE | 67 | 100% | | | B Fusco | G | 57 | 100% | 1 | 5% |
| C Newton | QB | 67 | 100% | | | T Brown | T | 57 | 100% | 1 | 5% |
| M Kalil | T | 67 | 100% | | | B Hoyer | QB | 57 | 100% | | |
| R Kalil | C | 66 | 99% | | | G Kittle | TE | 54 | 95% | | |
| C McCaffrey | RB | 47 | 70% | 4 | 20% | P Garcon | WR | 50 | 88% | | |
| D Funchess | WR | 45 | 67% | | | M Goodwin | WR | 50 | 88% | | |
| K Benjamin | WR | 43 | 64% | | | C Hyde | RB | 45 | 79% | | |
| E Dickson | TE | 40 | 60% | 13 | 65% | T Taylor | WR | 24 | 42% | 3 | 15% |
| J Stewart | RB | 29 | 43% | | | K Juszczyk | FB | 19 | 33% | 4 | 20% |
| R Shepard | WR | 20 | 30% | 10 | 50% | G Celek | TE | 14 | 25% | 12 | 60% |
| D Byrd | WR | 19 | 28% | 8 | 40% | M Breida | RB | 12 | 21% | 10 | 50% |
| C Samuel | WR | 12 | 18% | 8 | 40% | A Robinson | WR | 10 | 18% | | |
| C Manhertz | TE | 12 | 18% | 7 | 35% | L Paulsen | TE | 3 | 5% | 7 | 35% |
| F Whittaker | RB | 1 | 1% | 13 | 65% | K Bourne | WR | 3 | 5% | 7 | 35% |
| T Larsen | C | 1 | 1% | 7 | 35% | R Mostert | RB | 1 | 2% | 14 | 70% |
| K Coleman | SS | | 57 100% | 3 | 15% | D Johnson | CB | | 67 100% | 11 | 55% |
| L Kuechly | LB | | 57 100% | 2 | 10% | J Tartt | SS | | 67 100% | 9 | 45% |
| M Adams | SS | | 57 100% | 2 | 10% | E Reid | FS | | 67 100% | 9 | 45% |
| T Davis | LB | | 57 100% | 1 | 5% | R Robinson | CB | | 67 100% | 8 | 40% |
| J Bradberry | CB | | 56 98% | 7 | 35% | N Bowman | LB | | 66 99% | | |
| D Worley | CB | | 56 98% | 4 | 20% | D Buckner | DT | | 53 79% | 5 | 25% |
| K Short | DT | | 47 82% | 2 | 10% | A Armstead | DT | | 51 76% | 5 | 25% |
| S Lotulelei | DT | | 45 79% | 2 | 10% | R Armstrong | LB | | 45 67% | 12 | 60% |
| M Addison | DE | | 36 63% | 2 | 10% | S Thomas | DE | | 43 64% | | |
| C Munnerlyn | CB | | 32 56% | 1 | 5% | E Mitchell | DT | | 38 57% | 5 | 25% |
| C Johnson | DE | | 28 49% | | | C Carradine | LB | | 31 46% | 6 | 30% |
| J Peppers | LB | | 26 46% | 7 | 35% | E Harold | LB | | 30 45% | 12 | 60% |
| S Thompson | LB | | 26 46% | 5 | 25% | K Williams | CB | | 29 43% | | |
| W Horton | DE | | 23 40% | | | E Dumervil | LB | | 16 24% | | |
| K Love | DT | | 14 25% | | | D Watson | LB | | 15 22% | 14 | 70% |
| D Hall | DE | | 9 16% | | | D Jones | DT | | 15 22% | 4 | 20% |
| K Seymour | CB | | 1 2% | 6 | 30% | X Cooper | DE | | 14 21% | | |
| D Mayo | LB | | | 14 | 70% | L Jerome | S | | 12 18% | 2 | 10% |
| J Cash | LB | | | 13 | 65% | R Foster | LB | | 11 16% | | |
| C Jones | FS | | | 13 | 65% | B Coyle | LB | | | 19 | 95% |
| B Jacobs | LB | | | 13 | 65% | A Colbert | DB | | | 13 | 65% |
| G Gano | K | | | 10 | 50% | K Reaser | CB | | | 10 | 50% |
| J Jansen | LS | | | 8 | 40% | B Pinion | P | | | 7 | 35% |
| M Palardy | P | | | 8 | 40% | K Nelson | LS | | | 5 | 25% |
| T Moton | T | | | 5 | 25% | R Gould | K | | | 1 | 5% |
| A Silatolu | G | | | 4 | 20% | G Gilliam | T | | | 1 | 5% |
| D Cox | S | | | 3 | 15% | | | | | | |

ALL-TIME REGULAR SEASON SERVICE

MOST SEASONS PLAYED

| Player | Seasons |
|--------------------------------|---------|
| 1. John Brodie (1957–1973) | 17 |
| 2. Jerry Rice (1985–2000) | 16 |
| Jimmy Johnson (1961–1976) | 16 |
| 4. Charlie Krueger (1959–1973) | 15 |
| Len Rohde (1960–1974) | 15 |

MOST CONSECUTIVE GAMES PLAYED

| Player | Games |
|-------------------------------|-------|
| 1. Brian Jennings (2000–2012) | 208 |
| Len Rohde (1960–1974) | 208 |
| 3. Jerry Rice (1985–2000) | 189 |
| 4. Leo Nomellini (1950–1963) | 174 |

MOST REGULAR SEASON GAMES PLAYED

| Player | Pos | Years | Seasons | Games |
|--------------------|-------|-----------|---------|-------|
| 1. Jerry Rice | WR | 1985–2000 | 16 | 238 |
| 2. Jimmy Johnson | DB/HB | 1961–1976 | 16 | 213 |
| 3. Brian Jennings | TE/LS | 2000–2012 | 13 | 208 |
| Bryant Young | DT | 1994–2007 | 14 | 208 |
| Len Rohde | T | 1960–1974 | 15 | 208 |
| 6. John Brodie | QB | 1957–1973 | 17 | 201 |
| 7. Charlie Krueger | DT | 1959–1973 | 15 | 198 |
| 8. Keith Fahnhorst | T | 1974–1987 | 14 | 193 |
| 9. Randy Cross | G/C | 1976–1988 | 13 | 185 |
| 10. Jesse Sapolu | G/C | 1983–1997 | 15 | 182 |

MOST REGULAR SEASON GAMES PLAYED BY POSITION

| Quarterbacks | Pos | Years | Seasons | Games |
|---------------------|-----|-----------|---------|-------|
| 1. John Brodie | QB | 1957–1973 | 17 | 201 |
| 2. Joe Montana | QB | 1979–1992 | 14 | 167 |
| 3. Steve Young | QB | 1987–1999 | 13 | 150 |
| 4. Y.A. Tittle | QB | 1951–1960 | 10 | 112 |
| 5. Steve Spurrier | QB | 1967–1975 | 9 | 92 |
| 6. Alex Smith | QB | 2005–2012 | 8 | 80 |
| 7. Jeff Garcia | QB | 1999–2003 | 5 | 74 |
| 8. Colin Kaepernick | QB | 2011–2016 | 6 | 69 |
| 9. Elvis Grbac | QB | 1993–1996 | 4 | 43 |
| 10. Steve DeBerg | QB | 1978–1980 | 3 | 39 |
| Billy Kilmer | QB | 1961–1966 | 6 | 39 |

| Offensive Linemen | Pos | Years | Seasons | Games |
|--------------------|-----|-------------|---------|-------|
| 1. Len Rohde | T | 1960–1974 | 15 | 208 |
| 2. Keith Fahnhorst | T | 1974–1987 | 14 | 193 |
| 3. Randy Cross | G/C | 1976–1988 | 13 | 185 |
| 4. Jesse Sapolu | G/C | 1983–1997 | 15 | 182 |
| 5. Steve Wallace | T | 1986–1996 | 11 | 166 |
| 6. Bruce Bosley | C/G | 1956–1968 | 13 | 163 |
| 7. John Ayers | G | 1977–1986 | 10 | 148 |
| 8. Guy McIntyre | G | 1984–1993 | 10 | 145 |
| 9. Joe Staley | T | 2007–* (11) | 11 | 144 |
| Fred Quillan | C | 1978–1987 | 10 | 143 |

| WRs/TEs | Pos | Years | Seasons | Games |
|---------------------|-------|-----------|---------|-------|
| 1. Jerry Rice | WR | 1985–2000 | 16 | 238 |
| 2. Brian Jennings | TE/LS | 2000–2012 | 13 | 208 |
| 3. Brent Jones | TE | 1987–1997 | 11 | 143 |
| 4. Vernon Davis | TE | 2006–2015 | 9 | 139 |
| 5. Mike Wilson | WR | 1981–1990 | 10 | 136 |
| 6. Dwight Clark | WR | 1979–1987 | 9 | 134 |
| 7. Gene Washington | WR | 1969–1977 | 9 | 124 |
| 8. Terrell Owens | WR | 1996–2003 | 8 | 121 |
| John Taylor | WR | 1987–1995 | 9 | 121 |
| 10. Freddie Solomon | WR | 1978–1985 | 8 | 114 |

| Running Backs | Pos | Years | Seasons | Games |
|-------------------|-----|-----------|---------|-------|
| 1. Frank Gore | RB | 2005–2014 | 10 | 148 |
| 2. Joe Perry | FB | 1950–1963 | 12 | 131 |
| 3. Ken Willard | FB | 1965–1973 | 9 | 125 |
| 4. Roger Craig | RB | 1983–1990 | 8 | 121 |
| 5. Tom Rathman | FB | 1986–1993 | 8 | 115 |
| 6. Fred Beasley | FB | 1998–2005 | 8 | 114 |
| 7. Terry Jackson | RB | 1999–2005 | 7 | 100 |
| 8. Hugh McElhenny | HB | 1952–1960 | 9 | 97 |
| J.D. Smith | HB | 1956–1964 | 9 | 97 |
| 10. Dexter Carter | RB | 1990–1996 | 7 | 90 |

| Defensive Linemen | Pos | Years | Seasons | Games |
|--------------------|-----|-----------|---------|-------|
| 1. Bryant Young | DT | 1994–2007 | 14 | 208 |
| 2. Charlie Krueger | DT | 1959–1973 | 15 | 198 |
| 3. Leo Nomellini | DT | 1950–1963 | 14 | 174 |
| 4. Roland Lakes | DT | 1961–1970 | 10 | 140 |
| 5. Cedrick Hardman | DE | 1970–1979 | 10 | 139 |
| 6. Tommy Hart | DE | 1968–1977 | 10 | 131 |
| 7. Isaac Sopoaga | DT | 2005–2012 | 8 | 125 |
| 8. Michael Carter | NT | 1984–1992 | 9 | 121 |
| 9. Dwaine Board | DE | 1979–1988 | 10 | 117 |
| 10. Dennis Brown | DE | 1990–1996 | 7 | 110 |

| Linebackers | Pos | Years | Seasons | Games |
|---------------------|-----|-----------|---------|-------|
| 1. Matt Hazeltine | LB | 1955–1968 | 14 | 176 |
| 2. Keena Turner | LB | 1980–1990 | 11 | 153 |
| Dave Wilcox | LB | 1964–1974 | 11 | 153 |
| 4. Frank Nunley | LB | 1967–1976 | 10 | 137 |
| 5. Willie Harper | LB | 1973–1983 | 11 | 134 |
| Mike Walter | LB | 1984–1993 | 10 | 134 |
| 7. Ahmad Brooks | LB | 2009–2016 | 8 | 120 |
| Jeff Ulbrich | LB | 2000–2009 | 10 | 120 |
| 9. Skip Vanderbundt | LB | 1969–1977 | 9 | 119 |
| 10. Patrick Willis | LB | 2007–2014 | 8 | 112 |
| Ken Norton | LB | 1994–2000 | 7 | 112 |

| Secondary | Pos | Years | Seasons | Games |
|----------------------|-------|-----------|---------|-------|
| 1. Jimmy Johnson | DB/HB | 1961–1976 | 16 | 213 |
| 2. Mel Phillips | DB | 1966–1977 | 12 | 147 |
| 3. Ronnie Lott | S | 1981–1990 | 10 | 129 |
| 4. Merton Hanks | S | 1991–1998 | 8 | 125 |
| 5. Don Griffin | CB | 1986–1993 | 8 | 114 |
| 6. Tim McDonald | S | 1993–1999 | 7 | 111 |
| 7. Eric Wright | CB | 1981–1990 | 10 | 110 |
| 8. Tarell Brown | CB | 2007–2013 | 7 | 100 |
| Bruce Taylor | CB | 1970–1977 | 8 | 100 |
| 10. Shawntae Spencer | CB | 2004–2011 | 8 | 98 |

| Kickers | Pos | Years | Seasons | Games |
|------------------|-----|-----------|---------|-------|
| 1. Ray Wersching | K | 1977–1987 | 11 | 155 |
| 2. Tommy Davis | K | 1959–1969 | 11 | 138 |
| 3. Mike Cofer | K | 1988–1993 | 6 | 96 |
| 4. Joe Nedney | K | 2005–2010 | 6 | 86 |
| 5. Bruce Gossett | K | 1970–1974 | 5 | 70 |

| Punters | Pos | Years | Seasons | Games |
|-------------------|-----|-----------|---------|-------|
| 1. Andy Lee | P | 2004–2014 | 11 | 176 |
| 2. Tom Wittum | P | 1973–1977 | 5 | 70 |
| 3. Max Runager | P | 1984–1988 | 5 | 59 |
| 4. Tommy Thompson | P | 1995–1997 | 3 | 48 |
| 5. Barry Helton | P | 1988–1990 | 3 | 47 |

ALL-TIME REGULAR SEASON SCORING

ALL-TIME LEADING SCORERS

| Player | Years | Gms | TDs | Rsh | Rec | Ret | 2-pt | PAT | FG | Pts |
|---------------------|-----------|-----|-----|-----|-----|-----|------|---------|---------|-------|
| 1. Jerry Rice | 1985–2000 | 238 | 187 | 10 | 176 | 1 | 4 | 0/0 | 0/0 | 1,130 |
| 2. Ray Wersching | 1977–1987 | 155 | 0 | 0 | 0 | 0 | 0 | 409/425 | 190/261 | 979 |
| 3. Tommy Davis | 1959–1969 | 138 | 0 | 0 | 0 | 0 | 0 | 348/350 | 130/276 | 738 |
| 4. Mike Cofer | 1988–1993 | 96 | 0 | 0 | 0 | 0 | 0 | 289/296 | 128/191 | 673 |
| 5. Gordy Soltau | 1950–1958 | 107 | 25 | 0 | 25 | 0 | 0 | 284/303 | 70/139 | 644 |
| 6. Joe Nedney | 2005–2010 | 86 | 0 | 0 | 0 | 0 | 0 | 154/154 | 129/149 | 541 |
| 7. Terrell Owens | 1996–2003 | 121 | 83 | 2 | 81 | 0 | 2 | 0/0 | 0/0 | 502 |
| 8. Bruce Gossett | 1970–1974 | 70 | 0 | 0 | 0 | 0 | 0 | 163/168 | 99/153 | 460 |
| 9. Frank Gore | 2005–2014 | 148 | 76 | 64 | 11 | 1 | 1 | 0/0 | 0/0 | 458 |
| 10. Phil Dawson | 2013–2016 | 64 | 0 | 0 | 0 | 0 | 0 | 130/132 | 99/115 | 427 |
| 11. Roger Craig | 1983–1990 | 121 | 66 | 50 | 16 | 0 | 0 | 0/0 | 0/0 | 396 |
| 12. Ken Willard | 1965–1973 | 125 | 61 | 45 | 16 | 0 | 0 | 0/0 | 0/0 | 366 |
| 13. Gene Washington | 1969–1977 | 124 | 59 | 0 | 59 | 0 | 0 | 0/0 | 0/0 | 354 |
| 14. Joe Perry | 1950–1963 | 131 | 57 | 50 | 7 | 0 | 0 | 6/7 | 1/6 | 351 |
| 15. Vernon Davis | 2006–2015 | 139 | 55 | 0 | 53 | 0 | 1 | 0/0 | 0/0 | 332 |
| 16. Hugh McElhenny | 1952–1960 | 97 | 51 | 35 | 15 | 1 | 0 | 0/0 | 0/0 | 306 |
| 17. David Akers | 2011–2012 | 32 | 0 | 0 | 0 | 0 | 0 | 78/78 | 73/94 | 297 |
| 18. Billy Wilson | 1951–1960 | 100 | 49 | 0 | 49 | 0 | 0 | 0/0 | 0/0 | 294 |
| 19. Dwight Clark | 1979–1987 | 134 | 48 | 0 | 48 | 0 | 0 | 0/0 | 0/0 | 288 |
| Freddie Solomon | 1978–1985 | 114 | 48 | 3 | 43 | 2 | 0 | 0/0 | 0/0 | 288 |

MOST POINTS IN SINGLE SEASON

| Player | Year | TDs | XPM | XPA | FGM | FGA | 2pt | Pts |
|------------------|------|-----|-----|-----|-----|-----|-----|-----|
| 1. David Akers | 2011 | 0 | 34 | 34 | 44 | 52 | 0 | 166 |
| 2. Phil Dawson | 2013 | 0 | 44 | 44 | 32 | 36 | 0 | 140 |
| 3. Jerry Rice | 1987 | 23 | 0 | 0 | 0 | 0 | 0 | 138 |
| 4. Mike Cofer | 1989 | 0 | 49 | 51 | 29 | 36 | 0 | 136 |
| 5. David Akers | 2012 | 0 | 44 | 44 | 29 | 42 | 0 | 131 |
| Ray Wersching | 1984 | 0 | 56 | 56 | 25 | 35 | 0 | 131 |
| 7. Jeff Wilkins | 1996 | 0 | 40 | 40 | 30 | 34 | 0 | 130 |
| 8. Ray Wersching | 1983 | 0 | 51 | 51 | 25 | 30 | 0 | 126 |
| 9. Gary Anderson | 1997 | 0 | 38 | 38 | 29 | 36 | 0 | 125 |
| 10. Mike Cofer | 1988 | 0 | 40 | 41 | 27 | 38 | 0 | 121 |
| Joe Nedney | 2008 | 0 | 34 | 34 | 29 | 33 | 0 | 121 |

Led NFL

Led Conference

+ NFL Record

LONGEST FIELDS GOALS

| Player | Game | Lg |
|------------------|-----------------------|----|
| 1. David Akers | at GB (9/9/12) | 63 |
| 2. Phil Dawson | at Arz. (12/29/13) | 56 |
| Joe Nedney | at StL (12/24/05) | 56 |
| Mike Cofer | at Atl. (10/14/90) | 56 |
| 5. Phil Dawson | vs. KC (10/5/14) | 55 |
| Phil Dawson | at NO (11/17/13) | 55 |
| David Akers | at Det. (10/16/11) | 55 |
| David Akers | vs. Dal. (9/18/11) | 55 |
| 8. Phil Dawson | at StL (11/1/15) | 54 |
| Phil Dawson | at StL (10/13/14) | 54 |
| David Akers | at Sea. (12/23/12) | 54 |
| Steve Mike–Mayer | at LA Rams (11/9/75) | 54 |
| Bruce Gossett | vs. NO (10/21/73) | 54 |
| 11. Phil Dawson | at Arz. (11/13/16) | 53 |
| Phil Dawson | vs. Arz. (11/29/15) | 53 |
| Phil Dawson | vs. Bal. (10/18/15) | 53 |
| Phil Dawson | vs. Car. (11/10/13) | 53 |
| Phil Dawson | vs. Arz. (12/28/14) | 53 |
| David Akers | at Sea. (12/24/11) | 53 |
| David Akers | at Cin. (9/25/11) | 53 |
| Joe Nedney | vs. Phi. (10/12/08) | 53 |
| Ray Wersching | at Det. (9/2/84) | 53 |
| Tommy Davis | at LA Rams (10/17/65) | 53 |
| Tommy Davis | vs. Chi. (10/4/64) | 53 |

ALL-TIME SCORING

| | |
|-----------------------------------|-------|
| Touchdowns by Rushing | 1,001 |
| Touchdowns by Receptions | 1,403 |
| Touchdowns by Interception Return | 83 |
| Touchdowns by Kickoff Return | 21 |
| Touchdowns by Punt Return | 30 |
| Fields Goals Made | 1,209 |
| Safeties | 35 |

50+YARD FIELD GOALS, Career

| Player | No. |
|------------------|-----|
| 1. Phil Dawson | 14 |
| 2. Joe Nedney | 10 |
| 3. David Akers | 9 |
| 4. Mike Cofer | 5 |
| 5. Tommy Davis | 4 |
| Ray Wersching | 4 |
| 7. Bruce Gossett | 2 |
| Todd Peterson | 2 |

FIELD GOAL PCT., Career

| Player | Pct. |
|---------------------------|------|
| 1. Joe Nedney, 129–149 | 86.6 |
| 2. Phil Dawson, 99–115 | 86.1 |
| 3. Ray Wersching, 190–261 | 72.8 |
| 4. Mike Cofer, 128–191 | 67.0 |

SAFETIES, Career

| Player | Safeties |
|------------------|----------|
| 1. Bryant Young | 3 |
| Charlie Krueger | 3 |
| 3. Leo Nomellini | 2 |
| 4. 18 Players | 1 |

Last: Team 1/1/17 vs. Sea.

MOST TOUCHDOWNS, Career

| Player | TD |
|-------------------------|-----|
| 1. Jerry Rice (WR) | 187 |
| 2. Terrell Owens (WR) | 83 |
| 3. Frank Gore (RB) | 76 |
| 4. Roger Craig (RB) | 66 |
| 5. Ken Willard (FB) | 61 |
| 6. Gene Washington (WR) | 59 |
| 7. Joe Perry (FB) | 57 |
| 8. Vernon Davis (TE) | 55 |
| 9. Hugh McElhenny (HB) | 51 |
| 10. Billy Wilson (E) | 49 |

MOST FGs MADE, Career

| Player | FGM |
|------------------|-----|
| 1. Ray Wersching | 190 |
| 2. Tommy Davis | 130 |
| 3. Joe Nedney | 129 |
| 4. Mike Cofer | 128 |
| 5. Phil Dawson | 99 |
| Bruce Gossett | 99 |
| 7. David Akers | 73 |
| 8. Gordie Soltau | 70 |
| 9. Wade Richey | 54 |
| 10. Jeff Wilkins | 42 |

MOST FGs ATTEMPTED, Career

| Player | FGA |
|----------------------|-----|
| 1. Tommy Davis | 276 |
| 2. Ray Wersching | 261 |
| 3. Mike Cofer | 191 |
| 4. Bruce Gossett | 153 |
| 5. Joe Nedney | 149 |
| 6. Gordie Soltau | 139 |
| 7. Phil Dawson | 115 |
| 8. David Akers | 94 |
| 9. Wade Richey | 72 |
| 10. Steve Mike–Mayer | 56 |

MOST PATs MADE, Career

| Player | PAT |
|------------------|-----|
| 1. Ray Wersching | 409 |
| 2. Tommy Davis | 348 |
| 3. Mike Cofer | 289 |
| 4. Gordie Soltau | 284 |
| 5. Bruce Gossett | 163 |
| 6. Joe Nedney | 154 |
| 7. Phil Dawson | 130 |
| 8. Wade Richey | 122 |
| 9. Doug Brien | 79 |
| 10. David Akers | 78 |

MOST PATs ATTEMPTED, Career

| Player | PAT |
|------------------|-----|
| 1. Ray Wersching | 425 |
| 2. Tommy Davis | 350 |
| 3. Gordie Soltau | 303 |
| 4. Mike Cofer | 296 |
| 5. Bruce Gossett | 168 |
| 6. Joe Nedney | 154 |
| 7. Phil Dawson | 132 |
| 8. Wade Richey | 127 |
| 9. Doug Brien | 81 |
| 10. David Akers | 78 |

ALL-TIME REGULAR SEASON SCORING

TOP SINGLE-GAME SCORING PERFORMANCES

MOST POINTS

| Player | Game | Points |
|----------------------|--|--------|
| 1. Jerry Rice (WR) | at Atl. (10/14/90) – 5 TDs | 30 |
| 2. Gordie Soltau (E) | vs. LA Rams (10/28/51) – 3 TDs, 1 FG, 5 PATs | 26 |
| 3. Jerry Rice (WR) | at TB (11/14/93) – 4 TDs | 24 |
| Billy Kilmer (QB) | at Min. (10/15/61) – 4 TDs | 24 |
| 5. Jeff Wilkins (K) | vs. Atl. (9/29/96) – 6 FGs, 3 PATs | 21 |
| Gordie Soltau (E) | vs. Bal. (12/13/53) – 2 TDs, 1FG, 6 PATs | 21 |

MOST TOUCHDOWNS

| Player | Game | TDs |
|--------------------|--------------------|-----|
| 1. Jerry Rice (WR) | at Atl. (10/14/90) | 5 |
| 2. Jerry Rice (WR) | at TB (11/14/93) | 4 |
| Billy Kilmer (QB) | at Min. (10/15/61) | 4 |

MOST FIELD GOALS MADE

| Player | Game | FGM |
|-----------------|--------------------|-----|
| 1. Jeff Wilkins | vs. Atl. (9/29/96) | 6 |
| Ray Wersching | at NO (10/16/83) | 6 |
| 3. Joe Nedney | vs. TB (10/30/05) | 5 |
| Jeff Chandler | vs. Chi. (9/7/03) | 5 |
| Bruce Gossett | at Den. (9/23/73) | 5 |

MOST FIELD GOALS ATTEMPTED

| Player | Game | FGA |
|----------------|-----------------------|-----|
| 1. David Akers | vs. Arz. (11/20/11) | 6 |
| Joe Nedney | vs. TB (10/30/05) | 6 |
| Jeff Wilkins | vs. Atl. (9/29/96) | 6 |
| Ray Wersching | at NO (10/16/83) | 6 |
| Tommy Davis | at LA Rams (10/17/65) | 6 |
| Tommy Davis | at Dal. (11/20/60) | 6 |
| Gordie Soltau | at GB (11/23/58) | 6 |

MOST PATs MADE

| Player | Game | PATs Made |
|---------------|---------------------|-----------|
| 1. Mike Cofer | vs. Atl. (10/18/92) | 8 |
| 2. Mike Cofer | at Det. (12/19/93) | 7 |
| Mike Cofer | vs. Chi. (12/23/91) | 7 |
| Bruce Gossett | at Atl. (10/29/72) | 7 |
| Tommy Davis | vs. Chi. (9/19/65) | 7 |
| Tommy Davis | at Det. (10/1/61) | 7 |

MOST PATs ATTEMPTED

| Player | Game | PATs Att. |
|---------------|---------------------|-----------|
| 1. Mike Cofer | vs. Atl. (10/18/92) | 8 |
| 2. Mike Cofer | at Det. (12/19/93) | 7 |
| Mike Cofer | vs. Chi. (12/23/91) | 7 |
| Bruce Gossett | at Atl. (10/29/72) | 7 |
| Tommy Davis | vs. Chi. (9/19/65) | 7 |
| Tommy Davis | at Det. (10/1/61) | 7 |

MOST CONSECUTIVE FIELD GOALS MADE

| Player | FG |
|--------------------------------------|----|
| 1. Phil Dawson (10/6/13 to 12/29/13) | 27 |
| 2. Phil Dawson (9/14/15 to 12/13/15) | 19 |
| 3. Joe Nedney (11/26/06 to 9/30/07) | 18 |
| 4. Mike Cofer (12/4/88 to 10/1/89) | 17 |
| 5. Wade Richey (12/27/98 to 11/7/99) | 16 |
| Gary Anderson (9/14/97 to 11/10/97) | 16 |
| 7. David Akers (10/9/11 to 11/13/11) | 15 |
| 8. Phil Dawson (10/2/16 to 12/4/16) | 14 |

MOST TOUCHDOWNS, Season

| Player | TD |
|--|----|
| 1. Jerry Rice (1987), 22 rec., 1 rush | 23 |
| 2. Jerry Rice (1995), 15 rec., 1 rush, 1 fum. rec. | 17 |
| Jerry Rice (1989), 17 rec. | 17 |
| 4. Terrell Owens (2001), 16 rec. | 16 |
| Jerry Rice (1993), 15 rec, 1 rush | 16 |
| Jerry Rice (1986), 15 rec., 1 rush | 16 |

MOST FGs MADE, Season

| Player | FGM |
|------------------------|-----|
| 1. David Akers (2011) | 44 |
| 2. Phil Dawson (2013) | 32 |
| 3. Jeff Wilkins (1996) | 30 |
| 4. David Akers (2012) | 29 |
| Joe Nedney (2008) | 29 |
| Joe Nedney (2006) | 29 |
| Gary Anderson (1997) | 29 |
| Mike Cofer (1989) | 29 |

MOST CONSECUTIVE GAMES WITH FG MADE

| Player | Games |
|--|-------|
| 1. David Akers (9/11/11 to 12/30/12) | 32 |
| 2. Bruce Gossett (11/29/70 to 10/1/72) | 21 |

MOST FGs ATTEMPTED, Season

| Player | FGA |
|-----------------------|-----|
| 1. David Akers (2011) | 52 |
| 2. David Akers (2012) | 42 |
| 3. Mike Cofer (1988) | 38 |
| 4. Phil Dawson (2013) | 36 |
| Gary Anderson (1997) | 36 |
| Mike Cofer (1990) | 36 |
| Mike Cofer (1989) | 36 |
| Bruce Gossett (1971) | 36 |

MOST PATs MADE, Season

| Player | PAT |
|-------------------------|-----|
| 1. Doug Brien (1994) | 60 |
| 2. Mike Cofer (1993) | 59 |
| 3. Ray Wersching (1984) | 56 |
| 4. Mike Cofer (1992) | 53 |
| 5. Ray Wersching (1985) | 52 |
| Tommy Davis (1965) | 52 |

MOST CONSECUTIVE PATs MADE

| Player | PAT |
|--------------------------------------|-----|
| 1. Tommy Davis (9/27/59 to 12/12/65) | 234 |

MOST PATs ATTEMPTED, Season

| Player | PAT |
|-------------------------|-----|
| 1. Doug Brien (1994) | 62 |
| 2. Mike Cofer (1993) | 61 |
| 3. Ray Wersching (1984) | 56 |
| 4. Mike Cofer (1992) | 54 |
| 5. Ray Wersching (1985) | 53 |
| Tommy Davis (1965) | 53 |

MOST CONSECUTIVE GAMES WITH A TOUCHDOWN

| Player | Games |
|--|-------|
| 1. Jerry Rice (12/19/86 to 12/27/87) | 13 |
| 2. Terrell Owens (11/8/98 to 12/27/98) | 8 |
| Jerry Rice (12/8/89 to 11/27/89) | 8 |
| Dave Parks (11/7/65 to 9/11/66) | 8 |

ALL-TIME REGULAR SEASON PASSING

ALL-TIME LEADING PASSERS (BY YARDS)

| Player | Years | Gms | Att | Cmp | Pct | Yards | TD | INT | Lg | QB | | INT |
|---------------------|----------------|-----|-------|-------|------|--------|-----|-----|-----|-------|------|-----|
| | | | | | | | | | | Rat | Pct. | |
| 1. Joe Montana | 1979–1992 (14) | 167 | 4,600 | 2,929 | 63.7 | 35,124 | 244 | 123 | 96t | 93.5 | 2.7 | |
| 2. John Brodie | 1957–1973 (17) | 201 | 4,491 | 2,469 | 55.0 | 31,548 | 214 | 224 | 83t | 72.3 | 5.0 | |
| 3. Steve Young | 1987–1999 (13) | 150 | 3,648 | 2,400 | 65.8 | 29,907 | 221 | 86 | 97t | 101.4 | 2.4 | |
| 4. Jeff Garcia | 1999–2003 (5) | 74 | 2,360 | 1,449 | 61.4 | 16,408 | 113 | 56 | 76t | 88.3 | 2.4 | |
| 5. Y.A. Tittle | 1951–1960 (10) | 112 | 2,194 | 1,226 | 55.9 | 16,016 | 108 | 134 | 78t | 70.0 | 6.1 | |
| 6. Alex Smith | 2005–2012 (8) | 80 | 2,177 | 1,290 | 59.3 | 14,280 | 81 | 63 | 75 | 79.1 | 2.9 | |
| 7. Colin Kaepernick | 2011–2016 (6) | 69 | 1,692 | 1,011 | 59.8 | 12,271 | 72 | 30 | 80t | 88.9 | 1.8 | |
| 8. Steve DeBerg | 1978–1980 (3) | 39 | 1,201 | 670 | 55.8 | 7,220 | 37 | 60 | 93t | 63.1 | 5.0 | |
| 9. Steve Spurrier | 1967–1975 (9) | 92 | 840 | 441 | 52.5 | 5,250 | 33 | 48 | 81t | 61.2 | 5.7 | |
| 10. Tim Rattay | 2000–2005 (6) | 32 | 586 | 356 | 60.8 | 3,941 | 24 | 18 | 89t | 81.6 | 3.1 | |
| 11. Frankie Albert | 1950–1952 (3) | 36 | 601 | 316 | 52.6 | 3,847 | 27 | 43 | 60 | 57.7 | 7.2 | |
| 12. Shaun Hill | 2007–2009 (3) | 18 | 522 | 322 | 61.7 | 3,490 | 23 | 11 | 61 | 87.3 | 2.1 | |
| 13. Jim Plunkett | 1976–1977 (2) | 26 | 491 | 254 | 51.7 | 3,285 | 22 | 30 | 85t | 62.5 | 6.1 | |
| 14. Elvis Grbac | 1994–1996 (3) | 42 | 430 | 284 | 66.0 | 3,098 | 18 | 16 | 81t | 85.6 | 3.7 | |
| 15. Blaine Gabbert | 2014–2016 (3) | 15 | 449 | 272 | 60.6 | 2,994 | 16 | 13 | 75t | 80.2 | 2.9 | |
| 16. Steve Bono | 1989–1993 (5) | 34 | 359 | 220 | 61.3 | 2,558 | 14 | 7 | 78 | 87.7 | 1.9 | |
| 17. Ken Dorsey | 2004–2005 (2) | 11 | 316 | 171 | 54.1 | 1,712 | 8 | 11 | 59 | 63.7 | 3.5 | |
| 18. George Mira | 1964–1968 (5) | 47 | 240 | 112 | 46.7 | 1,711 | 17 | 14 | 79t | 70.0 | 5.8 | |
| 19. Norm Snead | 1974–1975 (2) | 12 | 237 | 138 | 58.2 | 1,705 | 11 | 11 | 60t | 76.7 | 4.6 | |
| 20. J.T. O'Sullivan | 2008 (1) | 9 | 220 | 128 | 58.2 | 1,678 | 8 | 11 | 63 | 73.6 | 5.0 | |

MOST PASSING YARDS IN SINGLE SEASON

| Player | Year | Att | Cmp | Pct | Yards | TD | INT | Lg | QB | | INT | |
|-----------------|------|------------|------------|-------------|--------------|-----------|-----|-----|-----|--------------|------------|--|
| | | | | | | | | | Rat | Pct | | |
| 1. Jeff Garcia | 2000 | 561 | 355 | 63.3 | 4,278 | 31 | 10 | 69t | | 97.6 | 1.8 | |
| 2. Steve Young | 1998 | 517 | 322 | 62.3 | 4,170 | 36 | 12 | 81t | | 101.1 | 2.3 | |
| 3. Steve Young | 1993 | 462 | 314 | 68.0 | 4,023 | 29 | 16 | 80t | | 101.5 | 3.5 | |
| 4. Steve Young | 1994 | 461 | 324 | 70.3 | 3,969 | 35 | 10 | 69t | | 112.8 | 2.2 | |
| 5. Joe Montana | 1990 | 520 | 321 | 61.7 | 3,944 | 26 | 16 | 78t | | 89.0 | 3.1 | |
| 6. Joe Montana | 1983 | 515 | 332 | 64.5 | 3,910 | 26 | 12 | 77t | | 94.6 | 2.3 | |
| 7. Joe Montana | 1985 | 494 | 303 | 61.3 | 3,653 | 27 | 13 | 73 | | 91.3 | 2.6 | |
| 8. Steve DeBerg | 1979 | 578 | 347 | 60.0 | 3,652 | 17 | 21 | 50 | | 73.1 | 3.6 | |
| 9. Joe Montana | 1984 | 432 | 279 | 64.6 | 3,630 | 28 | 10 | 80t | | 102.9 | 2.3 | |
| 10. Joe Montana | 1981 | 488 | 311 | 63.7 | 3,565 | 19 | 12 | 78t | | 88.4 | 2.5 | |

Led NFL

Led Conference

MOST CONSECUTIVE COMPLETIONS

| Player | Game(s) | Cmp |
|----------------|--|-----|
| 1. Joe Montana | last 5 vs. Cle. (11/29/87) first 17 at GB (12/6/87) | 22 |
| 2. Steve Young | at Was. (11/24/96) | 19 |

CONSECUTIVE PASSES WITHOUT INTERCEPTION

| Player | Game(s) | Atts |
|----------------|--|------|
| 1. Alex Smith | 12 passes at Bal. (11/24/11) to 33 passes at Min. (9/23/12) | 249 |
| 2. Steve Young | 22 passes vs. Min. (10/3/93) to 12 passes at LA Rams (11/28/93) | 184 |
| 3. Joe Montana | 12 passes at Phi. (9/24/89) to 6 passes vs. GB (11/19/89) | 154 |

CONSECUTIVE GAMES WITH TOUCHDOWN PASS

| Player | Game(s) | Gms |
|------------------|---|-----|
| 1. C. Kaepernick | at NO (10/17/13) to vs. Was. (11/23/14) | 18 |
| Steve Young | at Det. (10/9/94) to vs. StL (11/26/95) note: DNP in 5 games in 1995 | 18 |
| 3. Steve Young | vs. NYJ (9/6/98) to vs. StL (12/27/98) note: EQ on 11/8/98 | 15 |
| Jeff Garcia | at SD (12/3/00) to vs. Buf. (12/2/01) | 15 |

BEST QB RATING, Career

| Player | QB Rat |
|---------------------|--------|
| 1. Steve Young | 101.4 |
| 2. Joe Montana | 93.5 |
| 3. Colin Kaepernick | 88.9 |
| 4. Jeff Garcia | 88.3 |
| 5. Shaun Hill | 87.3 |
| 6. Tim Rattay | 81.6 |
| 7. Alex Smith | 79.1 |
| 8. John Brodie | 72.3 |
| 9. Y.A. Tittle | 70.0 |
| 10. Steve DeBerg | 63.1 |

(min. 500 attempts)

AVG Yds PER ATTEMPT, Career

| Player | Y/A |
|---------------------|-----|
| 1. Steve Young | 8.2 |
| 2. Joe Montana | 7.6 |
| 3. Colin Kaepernick | 7.3 |
| 4. Y.A. Tittle | 7.3 |
| 5. John Brodie | 7.0 |

(min. 500 attempts)

MOST ATTEMPTS, Career

| Player | Att |
|---------------------|-------|
| 1. Joe Montana | 4,600 |
| 2. John Brodie | 4,491 |
| 3. Steve Young | 3,648 |
| 4. Jeff Garcia | 2,360 |
| 5. Y.A. Tittle | 2,194 |
| 6. Alex Smith | 2,177 |
| 7. Colin Kaepernick | 1,692 |
| 8. Steve DeBerg | 1,201 |
| 9. Steve Spurrier | 840 |
| 10. Frankie Albert | 601 |

MOST COMPLETIONS, Career

| Player | Comp |
|---------------------|-------|
| 1. Joe Montana | 2,929 |
| 2. John Brodie | 2,469 |
| 3. Steve Young | 2,400 |
| 4. Jeff Garcia | 1,449 |
| 5. Alex Smith | 1,290 |
| 6. Y.A. Tittle | 1,226 |
| 7. Colin Kaepernick | 1,011 |
| 8. Steve DeBerg | 670 |
| 9. Steve Spurrier | 441 |
| 10. Tim Rattay | 356 |

MOST TD PASSES, Career

| Player | TD |
|---------------------|-----|
| 1. Joe Montana | 244 |
| 2. Steve Young | 221 |
| 3. John Brodie | 214 |
| 4. Jeff Garcia | 113 |
| 5. Y.A. Tittle | 108 |
| 6. Alex Smith | 81 |
| 7. Colin Kaepernick | 72 |
| 8. Steve DeBerg | 37 |
| 9. Steve Spurrier | 33 |
| 10. Frankie Albert | 27 |

MOST INTs, Career

| Player | INT |
|----------------------|-----|
| 1. John Brodie | 224 |
| 2. Y.A. Tittle | 134 |
| 3. Joe Montana | 123 |
| 4. Steve Young | 86 |
| 5. Alex Smith | 63 |
| 6. Steve DeBerg | 60 |
| 7. Jeff Garcia | 56 |
| 8. Steve Spurrier | 48 |
| 9. Frankie Albert | 43 |
| 10. Colin Kaepernick | 30 |
| Jim Plunkett | 30 |

BEST COMPLETION PCT., Career

| Player | Comp. % |
|---------------------|---------|
| 1. Steve Young | 65.8 |
| 2. Joe Montana | 63.7 |
| 3. Shaun Hill | 61.7 |
| 4. Jeff Garcia | 61.4 |
| 5. Tim Rattay | 60.8 |
| 6. Colin Kaepernick | 59.8 |
| 7. Alex Smith | 59.3 |
| 8. Y.A. Tittle | 55.9 |
| 9. Steve DeBerg | 55.8 |
| 10. John Brodie | 55.0 |

(min. 500 attempts)

ALL-TIME REGULAR SEASON PASSING

TOP SINGLE-GAME PASSING

MOST PASSING YARDS

| Player | Game | Yards |
|----------------|-----------------------|-------|
| 1. Joe Montana | at Atl. (10/14/90) | 476 |
| 2. Steve Young | at LA Rams (11/28/93) | 462 |
| 3. Joe Montana | at LA Rams (12/11/89) | 458 |
| 4. Steve Young | vs. Buf. (9/13/92) | 449 |
| 5. Joe Montana | at Was. (11/17/86) | 441 |

MOST ATTEMPTS

| Player | Game | Att |
|----------------|---------------------|-----|
| 1. Joe Montana | at Was. (11/17/86) | 60 |
| 2. Joe Montana | at Atl. (10/6/85) | 57 |
| Tim Rattay | vs. Arz. (10/10/04) | 57 |
| 4. Jeff Garcia | at Dal. (12/8/02) | 55 |
| 5. Jeff Garcia | at Car. (11/18/01) | 54 |
| Steve DeBerg | at Atl. (12/16/79) | 54 |
| John Brodie | at Chi. (11/13/66) | 54 |

MOST COMPLETIONS

| Player | Game | Cmp |
|----------------|---------------------|-----|
| 1. Tim Rattay | vs. Arz. (10/10/04) | 38 |
| 2. Joe Montana | at Atl. (10/6/85) | 37 |
| 3. Jeff Garcia | vs. Chi. (12/17/00) | 36 |
| Jeff Garcia | at Dal. (12/8/02) | 36 |
| 5. Jeff Garcia | at Car. (11/18/01) | 34 |
| Joe Montana | at Pit. (9/13/87) | 34 |

MOST TOUCHDOWN PASSES

| Player | Game | TD |
|----------------|--------------------|----|
| 1. Joe Montana | at Atl. (10/14/90) | 6 |
| 2. Joe Montana | at Phi. (9/24/89) | 5 |
| Joe Montana | at Atl. (10/6/85) | 5 |
| Steve Spurrier | at Chi. (11/19/72) | 5 |
| John Brodie | at Min. (11/28/65) | 5 |

MOST INTERCEPTIONS

| Player | Game | INT |
|-----------------|---------------------|-----|
| 1. John Brodie | at Det. (11/4/73) | 6 |
| 2. Steve DeBerg | at Dal. (10/12/80) | 5 |
| Scott Bull | vs. Pit. (11/27/78) | 5 |
| Tom Owen | at Cle. (12/1/74) | 5 |
| John Brodie | vs. Bal. (11/29/64) | 5 |
| Y.A. Tittle | vs. Bal. (12/5/59) | 5 |
| Y.A. Tittle | at Bal. (11/30/58) | 5 |
| Frankie Albert | vs. Pit. (12/7/52) | 5 |

HIGHEST COMPLETION PERCENTAGE (20+ atts)

| Player | Game | Pct. |
|----------------|----------------------------|------|
| 1. Steve Young | vs. Det. (10/20/91), 18-20 | 90.0 |
| 2. Steve Young | vs. NO (9/14/97), 18-21 | 85.7 |
| 3. John Brodie | vs. Atl. (9/29/68), 17-20 | 85.0 |
| 4. Joe Montana | vs. Atl. (9/25/83), 27-32 | 84.4 |

AVERAGE YARDS PER ATTEMPT (20+ atts)

| Player | Game | Y/A |
|----------------|------------------------|-------|
| 1. Steve Young | vs. Det. (12/19/93) | 15.39 |
| 2. Steve Young | vs. LA Rams (11/28/93) | 14.44 |
| 3. Steve Young | vs. Atl. (10/18/92) | 14.25 |
| 4. Steve Young | vs. Atl. (9/21/97) | 14.00 |

MOST ATTEMPTS, Season

| Player | Att |
|------------------------|-----|
| 1. Steve DeBerg (1979) | 578 |
| 2. Jeff Garcia (2000) | 561 |
| 3. Jeff Garcia (2002) | 528 |
| 4. Joe Montana (1990) | 520 |
| 5. Steve Young (1998) | 517 |

MOST COMPLETIONS, Season

| Player | Cmp |
|------------------------|-----|
| 1. Jeff Garcia (2000) | 355 |
| 2. Steve DeBerg (1979) | 347 |
| 3. Joe Montana (1983) | 332 |
| 4. Jeff Garcia (2002) | 328 |
| 5. Steve Young (1994) | 324 |

MOST TD PASSES, Season

| Player | TD |
|-----------------------|----|
| 1. Steve Young (1998) | 36 |
| 2. Steve Young (1994) | 35 |
| 3. Jeff Garcia (2001) | 32 |
| 4. Jeff Garcia (2000) | 31 |
| Joe Montana (1987) | 31 |

MOST INTs, Season

| Player | INT |
|--------------------------|-----|
| 1. Y.A. Tittle (1955) | 28 |
| 2. John Brodie (1971) | 24 |
| 3. Frankie Albert (1950) | 23 |
| 4. Steve DeBerg (1978) | 22 |
| John Brodie (1966) | 22 |

BEST COMP. PCT., Season

| Player | Pct |
|-----------------------|------|
| 1. Steve Young (1994) | 70.3 |
| 2. Joe Montana (1989) | 70.2 |
| 3. Steve Young (1993) | 68.0 |
| 4. Steve Young (1996) | 67.7 |
| 5. Steve Young (1997) | 67.7 |

BEST QB RATING, Season

| Player | Rat |
|-----------------------|-------|
| 1. Steve Young (1994) | 112.8 |
| 2. Joe Montana (1989) | 112.4 |
| 3. Steve Young (1992) | 107.0 |
| 4. Steve Young (1997) | 104.7 |
| 5. Joe Montana (1984) | 102.9 |

FEWEST INTs, Season

| Player | INT |
|----------------------------|-----|
| 1. Alex Smith (2011) | 5 |
| 2. Steve Young (1997) | 6 |
| Steve Young (1996) | 6 |
| 4. Steve Young (1992) | 7 |
| 5. Colin Kaepernick (2013) | 8 |
| Shaun Hill (2008) | 8 |
| Joe Montana (1989) | 8 |
| Steve Young (1991) | 8 |

AVG Yds PER ATTEMPT, Season

| Player | Y/A |
|-----------------------|------|
| 1. John Brodie (1961) | 9.14 |
| 2. Joe Montana (1989) | 9.12 |
| 3. Steve Young (1991) | 9.02 |
| 4. Steve Young (1993) | 8.71 |
| 5. Steve Young (1992) | 8.62 |

49ERS QB WINS/LOSSES AS STARTER

| Player | Win | Loss | Ties | Pct |
|-------------------|------------|------------|-----------|--------------|
| Joe Montana | 100 | 39 | | 0.719 |
| Steve Young | 91 | 33 | | 0.734 |
| John Brodie | 74 | 77 | 8 | 0.491 |
| Y.A. Tittle | 45 | 31 | 2 | 0.592 |
| Alex Smith | 38 | 36 | 1 | 0.513 |
| Jeff Garcia | 35 | 36 | | 0.493 |
| Colin Kaepernick | 28 | 30 | | 0.483 |
| Steve Spurrier | 13 | 12 | 1 | 0.519 |
| Frankie Albert | 13 | 16 | 1 | 0.448 |
| Jim Plunkett | 11 | 15 | | 0.423 |
| Shaun Hill | 10 | 6 | | 0.625 |
| Steve DeBerg | 7 | 28 | | 0.200 |
| Elvis Grbac | 6 | 3 | | 0.667 |
| Steve Bono | 5 | 1 | | 0.833 |
| George Mira | 4 | 2 | | 0.667 |
| Tom Owen | 4 | 4 | | 0.500 |
| Tim Rattay | 4 | 12 | | 0.250 |
| Jeff Kemp | 3 | 2 | 1 | 0.583 |
| Troy Smith | 3 | 3 | | 0.500 |
| Scott Bull | 3 | 4 | | 0.429 |
| Joe Reed | 3 | 4 | | 0.429 |
| Blaine Gabbert | 4 | 9 | | 0.308 |
| Matt Cavanaugh | 2 | 0 | | 1.000 |
| Norm Snead | 2 | 5 | | 0.286 |
| J.T. O'Sullivan | 2 | 6 | | 0.250 |
| Lamar McHan | 2 | 7 | | 0.222 |
| Ken Dorsey | 2 | 8 | | 0.200 |
| Bob Gagliano | 1 | 0 | | 1.000 |
| Jimmy Cason | 1 | 0 | | 1.000 |
| Jim Druckenmiller | 1 | 0 | | 1.000 |
| Ty Detmer | 1 | 0 | | 1.000 |
| Mike Moroski | 1 | 1 | | 0.500 |
| Jimmy Powers | 1 | 1 | | 0.500 |
| Earl Morrall | 1 | 3 | | 0.250 |
| Trent Duffer | 1 | 5 | | 0.167 |
| Brian Hoyer | 0 | 1 | | 0.000 |
| Chris Weinke | 0 | 1 | | 0.000 |
| Bobby Waters | 0 | 2 | | 0.000 |
| Dennis Morrison | 0 | 2 | | 0.000 |
| Cody Pickett | 0 | 2 | | 0.000 |
| Steve Stenstrom | 0 | 3 | | 0.000 |
| | 522 | 451 | 14 | 0.537 |

300-YARD GAMES, Career

| Player | Games |
|----------------|-------|
| 1. Joe Montana | 35 |
| 2. Steve Young | 28 |
| 3. Jeff Garcia | 14 |
| 4. John Brodie | 6 |

300-YARD GAMES, Season

| Player | Games |
|-----------------------------------|-------|
| 1. Steve Young (1998) | 7 |
| 2. Jeff Garcia (2000) | 6 |
| 3. Steve Young (1994) | 5 |
| Joe Montana (1982, '85, '87, '90) | 5 |

STARTING QB YEARLY RECORDS

| Year | Player | Record as a Starter |
|------|-----------------|---------------------|
| 1950 | Frankie Albert | 3-9 |
| 1951 | Frankie Albert | 6-4-1 |
| | Y.A. Tittle | 1-0 |
| 1952 | Frankie Albert | 4-3 |
| | Y.A. Tittle | 3-2 |
| 1953 | Y.A. Tittle | 8-2 |
| | Jim Powers | 1-1 |
| 1954 | Y.A. Tittle | 6-4-1 |
| | Jim Cason | 1-0 |
| 1955 | Y.A. Tittle | 4-8 |
| 1956 | Y.A. Tittle | 4-3-1 |
| | Earl Morrall | 1-3 |
| 1957 | Y.A. Tittle | 7-4 |
| | John Brodie | 1-0 |
| 1958 | Y.A. Tittle | 3-3 |
| | John Brodie | 3-3 |
| 1959 | Y.A. Tittle | 6-4 |
| | John Brodie | 1-1 |
| 1960 | John Brodie | 4-4 |
| | Y.A. Tittle | 3-1 |
| 1961 | John Brodie | 7-6-1 |
| 1962 | John Brodie | 6-8 |
| 1963 | Lamar McHan | 2-7 |
| | John Brodie | 0-3 |
| | Bob Waters | 0-2 |
| 1964 | John Brodie | 3-9 |
| | George Mira | 1-1 |
| 1965 | John Brodie | 7-5-1 |
| | George Mira | 0-1 |
| 1966 | John Brodie | 5-6-2 |
| | George Mira | 1-0 |
| 1967 | John Brodie | 5-5 |
| | George Mira | 2-0 |
| | Steve Spurrier | 0-2 |
| 1968 | John Brodie | 7-6-1 |
| 1969 | John Brodie | 2-6-2 |
| | Steve Spurrier | 2-2 |
| 1970 | John Brodie | 10-3-1 |
| 1971 | John Brodie | 9-5 |
| 1972 | John Brodie | 2-3 |
| | Steve Spurrier | 6-2-1 |
| 1973 | John Brodie | 2-4 |
| | Steve Spurrier | 2-3 |
| | Joe Reed | 1-2 |
| 1974 | Tom Owen | 4-3 |
| | Joe Reed | 2-2 |
| | Dennis Morrison | 0-2 |
| | Norm Snead | 0-1 |
| 1975 | Norm Snead | 2-5 |
| | Steve Spurrier | 3-3 |
| | Tom Owen | 0-1 |
| 1976 | Jim Plunkett | 6-6 |
| | Scott Bull | 2-0 |
| 1977 | Jim Plunkett | 5-9 |
| 1978 | Steve DeBerg | 1-10 |
| | Scott Bull | 1-4 |
| 1979 | Steve DeBerg | 2-13 |
| | Joe Montana | 0-1 |
| 1980 | Steve DeBerg | 4-5 |
| | Joe Montana | 2-5 |
| 1981 | Joe Montana | 13-3 |
| 1982 | Joe Montana | 3-6 |
| 1983 | Joe Montana | 10-6 |
| 1984 | Joe Montana | 14-1 |
| | Matt Cavanaugh | 1-0 |
| 1985 | Joe Montana | 9-6 |
| | Matt Cavanaugh | 1-0 |

| Year | Player | Record as a Starter |
|------|-------------------|---------------------|
| 1986 | Joe Montana | 6-2 |
| | Jeff Kemp | 3-2-1 |
| | Mike Moroski | 1-1 |
| 1987 | Joe Montana | 10-1 |
| | Steve Young | 2-1 |
| | Bob Gagliano | 1-0 |
| 1988 | Joe Montana | 8-5 |
| | Steve Young | 2-1 |
| 1989 | Joe Montana | 11-2 |
| | Steve Young | 3-0 |
| 1990 | Joe Montana | 14-1 |
| | Steve Young | 0-1 |
| 1991 | Steve Young | 5-5 |
| | Steve Bono | 5-1 |
| 1992 | Steve Young | 14-2 |
| 1993 | Steve Young | 10-6 |
| 1994 | Steve Young | 13-3 |
| 1995 | Steve Young | 8-3 |
| | Elvis Grbac | 3-2 |
| 1996 | Steve Young | 9-3 |
| | Elvis Grbac | 3-1 |
| 1997 | Steve Young | 12-3 |
| | Jim Druckenmiller | 1-0 |
| 1998 | Steve Young | 11-4 |
| | Ty Detmer | 1-0 |
| 1999 | Jeff Garcia | 2-8 |
| | Steve Young | 2-1 |
| | Steve Stenstrom | 0-3 |
| 2000 | Jeff Garcia | 6-10 |
| 2001 | Jeff Garcia | 12-4 |
| 2002 | Jeff Garcia | 10-6 |
| 2003 | Jeff Garcia | 5-8 |
| | Tim Rattay | 2-1 |
| 2004 | Tim Rattay | 1-8 |
| | Ken Dorsey | 1-6 |
| 2005 | Alex Smith | 2-5 |
| | Tim Rattay | 1-3 |
| | Ken Dorsey | 1-2 |
| | Cody Pickett | 0-2 |
| 2006 | Alex Smith | 7-9 |
| 2007 | Alex Smith | 2-5 |
| | Trent Dilfer | 1-5 |
| | Shaun Hill | 2-0 |
| | Chris Weinke | 0-1 |
| 2008 | Shaun Hill | 5-3 |
| | J.T. O'Sullivan | 2-6 |
| 2009 | Alex Smith | 5-5 |
| | Shaun Hill | 3-3 |
| 2010 | Alex Smith | 3-7 |
| | Troy Smith | 3-3 |
| 2011 | Alex Smith | 13-3 |
| 2012 | Alex Smith | 6-2-1 |
| | Colin Kaepernick | 5-2 |
| 2013 | Colin Kaepernick | 12-4 |
| 2014 | Colin Kaepernick | 8-8 |
| 2015 | Blaine Gabbert | 3-5 |
| | Colin Kaepernick | 2-6 |
| 2016 | Blaine Gabbert | 1-4 |
| | Colin Kaepernick | 1-10 |
| 2017 | Brian Hoyer | 0-1 |

ALL-TIME REGULAR SEASON RUSHING

ALL-TIME LEADING RUSHERS (BY YARDS)

| Player | Years | Gms | Att | Yards | Avg | Lg | TD |
|---------------------------|---------------------|-----|-------|---------|-----|-----|----|
| 1. Frank Gore | 2005–2014 (10) | 148 | 2,442 | 11,073 | 4.5 | 80t | 64 |
| 2. Joe Perry | 1950–1960, '63 (12) | 131 | 1,475 | 7,344 + | 5.0 | 78t | 50 |
| 3. Roger Craig | 1983–1990 *8) | 121 | 1,686 | 7,064 | 4.2 | 71 | 50 |
| 4. Ken Willard | 1965–1973 (9) | 125 | 1,582 | 5,930 | 3.7 | 69t | 45 |
| 5. Garrison Hearst | 1997–2003 (7) | 73 | 1,189 | 5,535 | 4.7 | 96t | 26 |
| 6. J.D. Smith | 1956–1964 (9) | 97 | 1,007 | 4,370 | 4.3 | 80t | 37 |
| 7. Hugh McElhenny | 1952–1960 (9) | 97 | 877 | 4,288 | 4.9 | 89t | 35 |
| 8. Kevan Barlow | 2001–2005 (5) | 72 | 891 | 3,614 | 4.1 | 78t | 24 |
| 9. Steve Young (QB) | 1987–1999 (13) | 150 | 608 | 3,581 | 5.9 | 49t | 37 |
| 10. Wendell Tyler | 1983–1986 (4) | 48 | 624 | 3,112 | 5.0 | 40 | 17 |
| 11. Delvin Williams | 1974–1977 (4) | 54 | 669 | 2,966 | 4.4 | 80t | 20 |
| 12. Wilbur Jackson | 1974–1979 (6) | 72 | 745 | 2,955 | 4.0 | 80 | 10 |
| 13. Ricky Watters | 1992–1994 (3) | 43 | 653 | 2,840 | 4.3 | 43 | 25 |
| 14. Charlie Garner | 1999–2000 (2) | 32 | 499 | 2,371 | 4.8 | 53 | 11 |
| 15. Colin Kaepernick (QB) | 2011–2016 (6) | 69 | 375 | 2,300 | 6.1 | 90t | 13 |
| 16. Tom Rathman | 1986–1993 (8) | 115 | 516 | 1,902 | 3.7 | 35 | 26 |
| 17. Vic Washington | 1971–1973 (3) | 40 | 483 | 1,813 | 3.8 | 42 | 14 |
| 18. Paul Hofer | 1976–1981 (6) | 77 | 416 | 1,746 | 4.2 | 47 | 16 |
| 19. Larry Schreiber | 1971–1975 (5) | 60 | 502 | 1,734 | 3.5 | 23 | 10 |
| 20. Joe Montana (QB) | 1979–1992 (14) | 167 | 414 | 1,595 | 3.9 | 21 | 20 |

+ does not include AAFC Statistics

MOST RUSHING YARDS IN SINGLE SEASON

| Player | Year | Att | Yards | Avg | Lg | TD |
|--------------------|------|------------|--------------|------------|------------|-----------|
| 1. Frank Gore | 2006 | 312 | 1,695 | 5.4 | 72 | 8 |
| 2. Garrison Hearst | 1998 | 310 | 1,570 | 5.1 | 96t | 7 |
| 3. Roger Craig | 1988 | 310 | 1,502 | 4.8 | 46t | 9 |
| 4. Wendell Tyler | 1984 | 246 | 1,262 | 5.1 | 40 | 7 |
| 5. Charlie Garner | 1999 | 241 | 1,229 | 5.1 | 53 | 4 |
| 6. Frank Gore | 2012 | 258 | 1,214 | 4.7 | 37 | 8 |
| 7. Frank Gore | 2011 | 282 | 1,211 | 4.3 | 55 | 8 |
| 8. Garrison Hearst | 2001 | 252 | 1,206 | 4.8 | 43t | 4 |
| 9. Delvin Williams | 1976 | 248 | 1,203 | 4.9 | 80t | 7 |
| 10. Charlie Garner | 2000 | 258 | 1,142 | 4.4 | 42 | 7 |
| 11. Frank Gore | 2013 | 276 | 1,128 | 4.1 | 51 | 9 |
| 12. Frank Gore | 2009 | 229 | 1,120 | 4.9 | 80t | 10 |
| 13. Frank Gore | 2013 | 255 | 1,106 | 4.3 | 55t | 4 |
| 13. Frank Gore | 2007 | 260 | 1,102 | 4.2 | 43t | 5 |
| 14. Roger Craig | 1989 | 271 | 1,054 | 3.9 | 27 | 6 |
| 15. Roger Craig | 1985 | 214 | 1,050 | 4.9 | 62t | 9 |
| 16. Joe Perry | 1954 | 173 | 1,049 | 6.1 | 58 | 8 |
| 17. Frank Gore | 2008 | 240 | 1,036 | 4.3 | 41t | 6 |
| J.D. Smith | 1959 | 207 | 1,036 | 5.0 | 73t | 10 |

Led NFL

Led Conference

MOST ATTEMPTS, Career

| Player | Att |
|--------------------------|-------|
| 1. Frank Gore..... | 2,442 |
| 2. Roger Craig..... | 1,686 |
| 3. Ken Willard..... | 1,582 |
| 4. Joe Perry..... | 1,475 |
| 5. Garrison Hearst..... | 1,189 |
| 6. J.D. Smith..... | 1,007 |
| 7. Kevan Barlow..... | 891 |
| 8. Hugh McElhenny..... | 877 |
| 9. Wilbur Jackson..... | 745 |
| 10. Delvin Williams..... | 669 |

MOST TOUCHDOWNS, Career

| Player | TD |
|-------------------------|----|
| 1. Frank Gore..... | 64 |
| 2. Roger Craig..... | 50 |
| Joe Perry..... | 50 |
| 4. Ken Willard..... | 45 |
| 5. J.D. Smith..... | 37 |
| Steve Young (QB)..... | 37 |
| 7. Hugh McElhenny..... | 35 |
| 8. Garrison Hearst..... | 26 |
| 9. Tom Rathman..... | 26 |
| 10. Ricky Watters..... | 25 |

HIGHEST RUSHING AVG., Career

| Player | Avg |
|-------------------------------|------|
| 1. Colin Kaepernick (QB)..... | 6.13 |
| 2. Steve Young (QB)..... | 5.89 |
| 3. Wendell Tyler..... | 4.99 |
| 4. Joe Perry..... | 4.98 |
| 5. Jeff Garcia (QB)..... | 4.94 |
| 6. Hugh McElhenny..... | 4.89 |
| 7. Charlie Garner..... | 4.75 |
| 8. Garrison Hearst..... | 4.66 |
| 9. Frank Gore..... | 4.53 |
| 10. Delvin Williams..... | 4.43 |

(min. 300 attempts)

100-YARD GAMES, Career

| Player | Games |
|-------------------------|-------|
| 1. Frank Gore..... | 39 |
| 2. Joe Perry..... | 20 |
| 3. Garrison Hearst..... | 16 |
| 4. Roger Craig..... | 14 |
| 5. J.D. Smith..... | 12 |
| Hugh McElhenny..... | 12 |

1,000-YD SEASONS, Career

| Player | Seasons |
|-------------------------|---------|
| 1. Frank Gore..... | 8 |
| 2. Garrison Hearst..... | 3 |
| Roger Craig..... | 3 |
| 4. Charlie Garner..... | 2 |
| Joe Perry..... | 2 |

CONSECUTIVE 1,000-YD SEASONS

| Player | Seasons |
|----------------------------------|---------|
| 1. Frank Gore (2011–14)..... | 4 |
| Frank Gore (2006–09)..... | 4 |
| 3. Charlie Garner (1999–00)..... | 2 |
| Garrison Hearst (1997–98)..... | 2 |
| Roger Craig (1988–89)..... | 2 |
| Joe Perry (1953–54)..... | 2 |

ALL-TIME REGULAR SEASON RUSHING

TOP SINGLE-GAME RUSHING

MOST RUSHING YARDS

| Player | Game | Yards |
|--------------------|---------------------|-------|
| 1. Frank Gore | vs. Sea. (11/19/06) | 212 |
| 2. Frank Gore | vs. Sea. (9/20/09) | 207 |
| 3. Charlie Garner | at Dal. (9/24/00) | 201 |
| 4. Garrison Hearst | vs. Det. (12/14/98) | 198 |
| 5. Delvin Williams | at StL (10/31/76) | 194 |

MOST RUSHING ATTEMPTS

| Player | Game | Att |
|-------------------|---------------------|-----|
| 1. Charlie Garner | at Dal. (9/24/00) | 36 |
| 2. Maurice Hicks | at Arz. (12/12/04) | 34 |
| Delvin Williams | at StL (10/31/76) | 34 |
| 4. Frank Gore | vs. Cle. (10/30/11) | 31 |
| Frank Gore | at Den. (12/31/06) | 31 |
| Garrison Hearst | vs. Sea. (12/1/02) | 31 |
| J.D. Smith | at Bal. (10/7/62) | 31 |
| J.D. Smith | at Chi. (10/14/62) | 31 |

MOST RUSHING TOUCHDOWNS

| Player | Game | TD |
|----------------------|--------------------|----|
| 1. Billy Kilmer (QB) | at Min. (10/15/61) | 4 |

HIGHEST RUSHING AVERAGE (10+ Attempts)

| Player | Game | Avg |
|--------------------|---------------------------|-------------|
| 1. Joe Perry | vs. Det. (11/2/58) | 13.4 |
| 2. Frank Gore | vs. Sea. (9/20/09) | 12.9 |
| 3. Wilbur Jackson | vs. NO (11/27/77) | 11.9 |
| 4. Hugh McElhenny | at Chi. (10/17/54) | 11.4 |
| Carlos Hyde | vs. NYJ (12/11/16) | 11.4 |

MOST CONSECUTIVE 100-YARD RUSHING GAMES

| Player | Game(s) | Games |
|--------------------|--|-------|
| 1. Frank Gore | at Phi. (10/2/11) to at Was. (11/6/11) | 5 |
| 2. Garrison Hearst | vs. NYG (11/30/98) to at NE (12/20/98) | 4 |
| 3. Frank Gore | vs. Oak. (10/17/10) to vs. Den. (10/31/10) | 3 |
| Frank Gore | at Det. (11/12/06) to at StL (11/26/06) | 3 |
| J.D. Smith | at Bal. (10/7/62) to at GB (10/21/62) | 3 |
| Billy Kilmer (QB) | at Det. (10/1/61) to at Min. (10/15/61) | 3 |

MOST RUSHING ATTEMPTS, Season

| Player | Att |
|------------------------|-----|
| 1. Frank Gore (2006) | 312 |
| 2. Roger Craig (1988) | 310 |
| Garrison Hearst (1998) | 310 |
| 4. Frank Gore (2011) | 282 |
| 5. Frank Gore (2013) | 276 |

MOST RUSHING TOUCHDOWNS, Season

| Player | TD |
|-------------------------|----|
| 1. Frank Gore (2009) | 10 |
| Derek Loville (1995) | 10 |
| Ricky Watters (1993) | 10 |
| Billy Kilmer, QB (1961) | 10 |
| J.D. Smith (1959) | 10 |
| Joe Perry (1953) | 10 |

HIGHEST RUSHING AVG., Season

| Player | Avg |
|---------------------------|------|
| 1. Hugh McElhenny (1952) | 6.98 |
| 2. Joe Perry (1958) | 6.06 |
| 3. Joe Perry (1954) | 6.06 |
| 4. Frank Gore (2006) | 5.43 |
| 5. Delvin Williams (1975) | 5.39 |

MOST 100-YARD RUSHING GAMES, Season

| Player | Games |
|---------------------------|-------|
| 1. Frank Gore (2006) | 9 |
| 2. Roger Craig (1988) | 7 |
| 3. Garrison Hearst (1998) | 6 |
| 4. Frank Gore (2011) | 5 |
| Frank Gore (2009) | 5 |
| J.D. Smith (1959) | 5 |
| Joe Perry (1953) | 5 |

MOST CONSECUTIVE GAMES WITH A RUSHING TD

| Player | Game(s) | Games |
|-------------------|---|-------|
| 1. Joe Perry | at GB (11/22/53) to at GB (10/10/54) | 7 |
| 2. Hugh McElhenny | vs. Was. (9/26/54) to vs. Det. (10/24/54) | 5 |

ALL-TIME REGULAR SEASON RECEIVING

ALL-TIME LEADING RECEIVERS (BY RECEPTIONS)

| Player | Years | Gms | Rec | Yards | Avg | Lg | TD |
|----------------------|----------------|-----|-------|--------|------|-----|-----|
| 1. Jerry Rice | 1985–2000 (16) | 238 | 1,281 | 19,247 | 15.0 | 96t | 176 |
| 2. Terrell Owens | 1996–2003 (8) | 121 | 592 | 8,572 | 14.5 | 79t | 81 |
| 3. Roger Craig (RB) | 1983–1990 (8) | 121 | 508 | 4,442 | 8.7 | 73 | 16 |
| 4. Dwight Clark | 1979–1987 (9) | 134 | 506 | 6,750 | 13.3 | 80t | 48 |
| 5. Vernon Davis (TE) | 2006–2015 (10) | 139 | 441 | 5,640 | 12.9 | 73t | 55 |
| 6. Brent Jones (TE) | 1987–1997 (11) | 143 | 417 | 5,195 | 12.5 | 69t | 33 |
| 7. Billy Wilson | 1951–1960 (10) | 100 | 407 | 5,902 | 14.5 | 77t | 49 |
| 8. Gene Washington | 1969–1977 (9) | 124 | 371 | 6,664 | 18.0 | 79t | 59 |
| 9. John Taylor | 1987–1995 (9) | 121 | 347 | 5,598 | 16.1 | 97t | 43 |
| 10. Frank Gore (RB) | 2005–2014 (10) | 148 | 342 | 2,883 | 8.4 | 55t | 11 |
| 11. J.J. Stokes | 1995–2002 (8) | 111 | 327 | 4,139 | 12.7 | 53 | 30 |
| 12. Michael Crabtree | 2009–2014 (6) | 79 | 347 | 4,327 | 12.5 | 60t | 26 |
| 13. Freddie Solomon | 1978–1985 (8) | 114 | 310 | 4,873 | 15.7 | 93t | 43 |
| 14. Tom Rathman | 1986–1993 (8) | 115 | 294 | 2,490 | 8.5 | 36 | 8 |
| 15. Bernie Casey | 1961–1966 (6) | 79 | 277 | 4,008 | 14.5 | 68t | 27 |
| 16. Ken Willard (RB) | 1965–1973 (9) | 125 | 273 | 2,156 | 7.9 | 62 | 16 |
| 17. Gordie Soltau | 1950–1958 (9) | 107 | 249 | 3,487 | 14.0 | 54t | 25 |
| 18. Anquan Boldin | 2013–2015 (3) | 46 | 237 | 3,030 | 12.8 | 76t | 16 |
| 19. Earl Cooper | 1980–1985 (6) | 88 | 213 | 1,908 | 9.0 | 73t | 12 |
| 20. Dave Parks | 1964–1967 (4) | 50 | 208 | 3,334 | 16.0 | 83t | 27 |

MOST RECEPTIONS IN SINGLE SEASON

| Player | Year | Rec | Yards | Avg | Lg | TD |
|------------------------|------|-----|-------|------|-----|----|
| 1. Jerry Rice | 1995 | 122 | 1,848 | 15.1 | 81t | 15 |
| 2. Jerry Rice | 1994 | 112 | 1,499 | 13.4 | 69t | 13 |
| 3. Jerry Rice | 1996 | 108 | 1,254 | 11.6 | 39 | 8 |
| 4. Terrell Owens | 2002 | 100 | 1,300 | 13.0 | 76t | 13 |
| Jerry Rice | 1990 | 100 | 1,502 | 15.0 | 64t | 13 |
| 6. Jerry Rice | 1993 | 98 | 1,503 | 15.3 | 80t | 15 |
| 7. Terrell Owens | 2000 | 97 | 1,451 | 15.0 | 69t | 13 |
| 8. Terrell Owens | 2001 | 93 | 1,412 | 15.2 | 60t | 16 |
| 9. Roger Craig | 1985 | 92 | 1,016 | 11.0 | 73 | 6 |
| 10. Derek Loville (RB) | 1995 | 87 | 662 | 7.6 | 31 | 3 |
| 11. Jerry Rice | 1986 | 86 | 1,570 | 18.3 | 66t | 15 |
| 12. Anquan Boldin | 2013 | 85 | 1,179 | 13.9 | 63 | 7 |
| Michael Crabtree | 2012 | 85 | 1,105 | 13.0 | 49t | 9 |
| Dwight Clark | 1981 | 85 | 1,105 | 13.0 | 78t | 4 |
| 15. Jerry Rice | 1992 | 84 | 1,201 | 14.3 | 80t | 10 |
| 16. Anquan Boldin | 2014 | 83 | 1,062 | 12.8 | 76t | 5 |
| Earl Cooper | 1980 | 83 | 567 | 6.8 | 66t | 4 |
| 17. Eric Johnson | 2004 | 82 | 825 | 10.1 | 25 | 2 |
| Jerry Rice | 1998 | 82 | 1,157 | 14.1 | 75t | 9 |
| Jerry Rice | 1989 | 82 | 1,483 | 18.1 | 68t | 17 |
| Dwight Clark | 1980 | 82 | 991 | 12.1 | 71t | 8 |

MOST RECEIVING YARDS, Career

| Player | Yds |
|----------------------|--------|
| 1. Jerry Rice | 19,247 |
| 2. Terrell Owens | 8,572 |
| 3. Dwight Clark | 6,750 |
| 4. Gene Washington | 6,664 |
| 5. Billy Wilson | 5,902 |
| 6. John Taylor | 5,598 |
| 7. Vernon Davis (TE) | 5,616 |
| 8. Brent Jones (TE) | 5,640 |
| 9. Freddie Solomon | 4,873 |
| 10. Roger Craig (RB) | 4,442 |

MOST TOUCHDOWNS, Career

| Player | TD |
|----------------------|-----|
| 1. Jerry Rice | 176 |
| 2. Terrell Owens | 81 |
| 3. Gene Washington | 59 |
| 4. Vernon Davis (TE) | 55 |
| 5. Billy Wilson | 49 |
| 6. Dwight Clark | 48 |
| 7. Freddie Solomon | 43 |
| John Taylor | 43 |
| 9. Brent Jones (TE) | 33 |
| 10. J.J. Stokes | 30 |

BEST RECEIVING AVG., Career

| Player | Avg |
|--------------------|------|
| 1. Gene Washington | 18.0 |
| 2. John Taylor | 16.1 |
| 3. Dave Parks | 16.0 |
| 4. Freddie Solomon | 15.7 |
| 5. Jerry Rice | 15.0 |

(min. 200 receipts.)

100-YARD GAMES, Career

| Player | Games |
|--------------------|-------|
| 1. Jerry Rice | 66 |
| 2. Terrell Owens | 25 |
| 3. Gene Washington | 17 |
| 4. Dwight Clark | 16 |
| 5. John Taylor | 12 |

1,000-YD SEASONS, Career

| Player | Seasons |
|------------------|---------|
| 1. Jerry Rice | 12 |
| 2. Terrell Owens | 5 |
| 3. Anquan Boldin | 2 |
| John Taylor | 2 |

Led NFL

Led Conference

ALL-TIME REGULAR SEASON RECEIVING

TOP SINGLE-GAME RECEIVING

MOST RECEIVING YARDS

| Player | Game | Yards |
|-------------------|-----------------------|-------|
| 1. Jerry Rice | vs. Min. (12/18/95) | 289 |
| 2. John Taylor | at LA Rams (12/11/89) | 286 |
| 3. Terrell Owens | vs. Chi. (12/17/00) | 283 |
| 4. Jerry Rice | vs. LA Rams (12/9/85) | 241 |
| 5. Dave Parks | at Bal. (10/3/65) | 231 |
| 6. Jerry Rice | at Atl. (10/14/90) | 225 |
| Bernie Casey | at Chi. (11/13/66) | 225 |
| 8. Anquan Boldin | vs. GB (9/8/13) | 208 |
| 9. Jerry Rice | at Was. (11/17/86) | 204 |
| 10. Gordie Soltau | at NYG (11/9/52) | 196 |

MOST RECEPTIONS

| Player | Game | Rec |
|------------------|------------------------|-----|
| 1. Terrell Owens | vs. Chi. (12/17/00) | 20 |
| 2. Jerry Rice | vs. LA Rams (11/20/94) | 16 |
| 3. Jerry Rice | vs. Min. (12/18/95) | 14 |
| 4. Anquan Boldin | vs. GB (9/8/13) | 13 |
| Eric Johnson | vs. Arz. (10/10/04) | 13 |
| Terrell Owens | vs. Phi. (11/25/02) | 13 |
| Jerry Rice | at Atl. (10/14/90) | 13 |

MOST RECEIVING TOUCHDOWNS

| Player | Game | TD |
|----------------------------------|--------------------|----|
| 1. Jerry Rice | at Atl. (10/14/90) | 5 |
| 2. Jerry Rice | at TB (11/14/93) | 4 |
| 3. (17 times) Last: Vernon Davis | at Hou. (10/25/09) | 3 |

RECEIVING AVERAGE (5+ RECEPTIONS)

| Player | Game | Avg |
|--------------------|---------------------------|------|
| 1. John Taylor | at Atl. (12/3/89), 5-162 | 32.4 |
| 2. Jerry Rice | at Dal. (11/12/95), 5-161 | 32.2 |
| 3. Gene Washington | vs. NE (10/31/71), 5-160 | 32.0 |
| 4. Jerry Rice | at GB (11/4/90), 6-187 | 31.2 |
| 5. Billy Wilson | at Bal. (12/2/56), 5-148 | 29.6 |

MOST CONSECUTIVE GAMES WITH A RECEPTION

| Player | Game(s) | Games |
|------------------|--------------------------|-------|
| 1. Jerry Rice | (12/9/85) to (12/23/00) | 225* |
| 2. Terrell Owens | (10/20/96) to (12/21/03) | 115 |
| 3. Dwight Clark | (9/14/80) to (9/13/87) | 105 |

* NFL Record (streak extended to 274 in '04 as member of Raiders)

MOST RECEIVING TOUCHDOWNS, Season

| Player | TD |
|---|----|
| 1. Jerry Rice (1987)..... | 22 |
| 2. Jerry Rice (1989)..... | 17 |
| 3. Terrell Owens (2001)..... | 16 |
| 4. Jerry Rice (1995)..... | 15 |
| Jerry Rice (1993)..... | 15 |
| Jerry Rice (1986)..... | 15 |
| 7. Terrell Owens (1998)..... | 14 |
| Jerry Rice (1991)..... | 14 |
| 9. (6 times) Last: Vernon Davis (2013)..... | 13 |

MOST RECEIVING YARDS, Season

| Player | Yards |
|------------------------------|-------|
| 1. Jerry Rice (1995)..... | 1,848 |
| 2. Jerry Rice (1986)..... | 1,570 |
| 3. Jerry Rice (1993)..... | 1,503 |
| 4. Jerry Rice (1990)..... | 1,502 |
| 5. Jerry Rice (1994)..... | 1,499 |
| 6. Jerry Rice (1989)..... | 1,483 |
| 7. Terrell Owens (2000)..... | 1,451 |
| 8. Terrell Owens (2001)..... | 1,412 |
| 9. Dave Parks (1965)..... | 1,344 |
| 10. Jerry Rice (1988)..... | 1,306 |

CONSECUTIVE GAMES WITH A TOUCHDOWN RECEPTION

| Player | Games |
|---|-------|
| 1. Jerry Rice (12/19/86 to 12/27/87)..... | 13 |
| 2. Terrell Owens (11/8/98 to 12/27/98)..... | 8 |
| Jerry Rice (12/8/89 to 11/27/89)..... | 8 |
| Dave Parks (11/7/65 to 9/11/66)..... | 8 |

BEST RECEIVING AVERAGE, Season

| Player | Avg |
|--------------------------------|------|
| 1. Freddie Solomon (1983)..... | 21.4 |
| 2. Gene Washington (1974)..... | 21.2 |
| 3. Gene Washington (1970)..... | 20.8 |
| 4. Jerry Rice (1988)..... | 20.4 |
| 5. Torrey Smith (2015)..... | 20.1 |

(min. 25 receptions)

MOST 100-YARD RECEIVING GAMES, Season

| Player | Games |
|------------------------------|-------|
| 1. Jerry Rice (1995)..... | 9 |
| 2. Jerry Rice (1989)..... | 8 |
| 3. Jerry Rice (1990)..... | 7 |
| 4. Terrell Owens (2001)..... | 6 |
| Dwight Clark (1982)..... | 6 |

CONSECUTIVE 100-YARD RECEIVING GAMES

| Player | Games |
|---|-------|
| 1. Jerry Rice (10/29/95 to 11/20/95)..... | 4 |
| 2. Jerry Rice (12/10/95 to 12/24/95)..... | 3 |
| Jerry Rice (9/10/89 to 9/24/89)..... | 3 |
| Jerry Rice (9/11/88 to 9/25/88)..... | 3 |
| Jerry Rice (11/15/87 to 11/29/87)..... | 3 |
| Dwight Clark (12/11/82 to 12/26/82)..... | 3 |
| Dwight Clark (9/12/82 to 11/21/82)..... | 3 |

ALL-TIME REGULAR SEASON SCRIMMAGE YARDS

ALL-TIME LEADERS IN TOTAL YARDS FROM SCRIMMAGE

| Player | Years | Gms | Touches | Yards | Avg | Yds/Gm | TD |
|---------------------------|---------------------|-----|---------|--------|------|--------|-----|
| 1. Jerry Rice (WR) | 1985–2000 (16) | 238 | 1,365 | 19,872 | 14.6 | 83.5 | 186 |
| 2. Frank Gore (RB) | 2005–2014 (10) | 148 | 2,784 | 13,956 | 5.0 | 94.3 | 75 |
| 3. Roger Craig (RB) | 1983–1990 (8) | 121 | 2,194 | 11,506 | 5.2 | 95.1 | 66 |
| 4. Terrell Owens (WR) | 1996–2003 (8) | 121 | 613 | 8,734 | 14.2 | 72.2 | 83 |
| 5. Joe Perry (RB) | 1950–1960, '63 (12) | 131 | 1,660 | 8,624 | 5.2 | 65.8 | 57 |
| 6. Ken Willard (RB) | 1965–1973 (9) | 125 | 1,855 | 8,086 | 4.4 | 64.7 | 61 |
| 7. Garrison Hearst (RB) | 1997–2003 (7) | 73 | 1,363 | 7,139 | 5.2 | 97.8 | 33 |
| 8. Hugh McElhenny (HB) | 1952–1960 (9) | 97 | 1,072 | 6,954 | 6.5 | 71.7 | 50 |
| 9. Dwight Clark (WR) | 1979–1987 (9) | 134 | 512 | 6,800 | 13.3 | 50.7 | 48 |
| 10. Gene Washington (WR) | 1969–1977 (9) | 124 | 376 | 6,663 | 17.7 | 53.7 | 59 |
| 11. Billy Wilson (E) | 1951–1960 (10) | 100 | 407 | 5,902 | 14.5 | 59.0 | 49 |
| 12. Vernon Davis (TE) | 2006–2015 (10) | 139 | 447 | 5,655 | 12.7 | 40.7 | 55 |
| 13. John Taylor (WR) | 1987–1995 (9) | 121 | 353 | 5,629 | 15.9 | 46.5 | 43 |
| 14. J.D. Smith (HB) | 1956–1964 (9) | 97 | 1,128 | 5,479 | 4.9 | 56.5 | 42 |
| 15. Freddie Solomon (WR) | 1978–1985 (8) | 114 | 357 | 5,202 | 14.6 | 45.6 | 46 |
| 16. Brent Jones (TE) | 1987–1997 (11) | 143 | 417 | 5,195 | 12.5 | 36.3 | 33 |
| 17. Kevan Barlow (RB) | 2001–2005 (5) | 72 | 1,028 | 4,757 | 4.6 | 66.1 | 27 |
| 18. Tom Rathman (RB) | 1986–1993 (8) | 115 | 810 | 4,392 | 5.4 | 38.2 | 34 |
| 19. Michael Crabtree (WR) | 2009–2014 (6) | 79 | 350 | 4,345 | 12.4 | 55.0 | 26 |
| 20. Ricky Watters (RB) | 1992–1994 (3) | 43 | 793 | 4,290 | 5.4 | 99.8 | 33 |

MOST TOTAL YARDS FROM SCRIMMAGE IN SINGLE SEASON

| Player | Year | Touches | Yards | Avg | Yds/Gm | TD |
|---------------------|------|---------|--------------|-------------|--------------|-----------|
| 1. Frank Gore | 2006 | 373 | 2,180 | 5.8 | 136.3 | 9 |
| 2. Garrison Hearst | 1998 | 349 | 2,105 | 6.0 | 131.6 | 9 |
| 3. Roger Craig | 1985 | 306 | 2,066 | 6.8 | 129.1 | 15 |
| 4. Roger Craig | 1988 | 386 | 2,036 | 5.3 | 127.3 | 10 |
| 5. Jerry Rice | 1995 | 127 | 1,884 | 14.8 | 117.8 | 16 |
| 6. Charlie Garner | 2000 | 326 | 1,789 | 5.5 | 111.8 | 10 |
| 7. Charlie Garner | 1999 | 297 | 1,764 | 5.9 | 110.3 | 6 |
| 8. Jerry Rice | 1986 | 96 | 1,642 | 17.1 | 102.6 | 16 |
| 9. Ricky Watters | 1994 | 305 | 1,596 | 5.2 | 99.8 | 11 |
| 10. Jerry Rice | 1994 | 119 | 1,592 | 13.4 | 99.5 | 15 |
| 11. Jerry Rice | 1993 | 101 | 1,572 | 15.6 | 98.3 | 16 |
| 12. Garrison Hearst | 2001 | 293 | 1,553 | 5.3 | 97.1 | 5 |
| 13. Frank Gore | 2007 | 313 | 1,538 | 4.9 | 102.5 | 6 |
| 14. Roger Craig | 1989 | 320 | 1,527 | 4.8 | 95.4 | 7 |
| 15. Frank Gore | 2009 | 281 | 1,526 | 5.4 | 109.0 | 13 |

Led NFL

Led Conference

MOST TOUCHES, Career

| Player | Touches |
|-------------------------|---------|
| 1. Frank Gore..... | 2,784 |
| 2. Roger Craig..... | 2,194 |
| 3. Ken Willard..... | 1,855 |
| 4. Joe Perry..... | 1,660 |
| 5. Jerry Rice..... | 1,365 |
| 6. Garrison Hearst..... | 1,363 |
| 7. J.D. Smith..... | 1,128 |
| 8. Hugh McElhenny..... | 1,072 |
| 9. Kevan Barlow..... | 1,028 |
| 10. Wilbur Jackson..... | 893 |

BEST YARDS PER TOUCH, Career

| Player | Avg |
|-------------------------|------|
| 1. Jerry Rice..... | 14.6 |
| 2. Hugh McElhenny..... | 6.5 |
| 3. Tom Rathman..... | 5.4 |
| 4. Ricky Watters..... | 5.4 |
| 5. Roger Craig..... | 5.2 |
| 6. Garrison Hearst..... | 5.2 |
| 7. Joe Perry..... | 5.2 |
| 8. Delvin Williams..... | 5.1 |
| 9. Frank Gore..... | 5.0 |
| 10. J.D. Smith..... | 4.9 |

(min. 750 touches)

MOST TOUCHES, Season

| Player | Touches |
|--------------------------------|---------|
| 1. Roger Craig (1988)..... | 386 |
| 2. Frank Gore (2006)..... | 373 |
| 3. Garrison Hearst (1998)..... | 349 |
| 4. Charlie Garner (2000)..... | 326 |
| 5. Roger Craig (1989)..... | 320 |

BEST YARDS PER TOUCH, Season

| Player | Avg |
|------------------------------|------|
| 1. Jerry Rice (1993)..... | 15.6 |
| 2. Dwight Clark (1982)..... | 15.2 |
| 3. Jerry Rice (1995)..... | 14.8 |
| 4. Jerry Rice (1990)..... | 14.7 |
| 5. Terrell Owens (2000)..... | 14.6 |

(min. 100 touches)

TOP SINGLE-GAME SCRIMMAGE YARD TOTALS

MOST YARDS IN SINGLE GAME

| Player | Game | Yards |
|---------------------|-----------------------|-------|
| 1. Jerry Rice | vs. Min. (12/18/95) | 299 |
| 2. Terrell Owens | vs. Chi. (12/17/00) | 288 |
| 3. John Taylor | at LA Rams (12/11/89) | 286 |
| 4. Delvin Williams | vs. Was. (11/7/76) | 279 |
| 5. Jerry Rice | vs. LA Rams (12/9/85) | 255 |
| 6. Frank Gore | vs. Sea. (9/20/09) | 246 |
| 7. Frank Gore | vs. Sea. (11/19/06) | 238 |
| 8. Charlie Garner | at Dal. (9/24/00) | 235 |
| 9. Dave Parks | at Bal. (10/3/65) | 231 |
| 10. Garrison Hearst | vs. NYJ (9/6/98) | 225 |
| Jerry Rice | at Atl. (10/14/90) | 225 |
| Bernie Casey | at Chi. (11/13/66) | 225 |

MOST TOUCHES IN SINGLE GAME

| Player | Game | Touches |
|--------------------------------|---------------------|---------|
| 1. Maurice Hicks | at Arz. (12/12/04) | 39 |
| Charlie Garner | at Dal. (9/24/00) | 39 |
| 3. Delvin Williams | at StL (10/31/76) | 35 |
| 4. Derek Loville | vs. Buf. (12/3/95) | 34 |
| 5. Frank Gore | at Den. (12/31/06) | 33 |
| Frank Gore | at Sea. (12/14/06) | 33 |
| Kevan Barlow | at Phi. (12/21/03) | 33 |
| Garrison Hearst | vs. Sea. (12/1/02) | 33 |
| J.D. Smith | at Bal. (10/7/62) | 33 |
| 10. (4 times) Last: Frank Gore | vs. Det. (12/27/09) | 32 |

ALL-TIME REGULAR SEASON INTERCEPTIONS

ALL-TIME INTERCEPTION LEADERS

| Player | Years | Gms | INT | Yards | Avg | Lg | TD |
|------------------------|--------------------|-----|-----|-------|------|-----|----|
| 1. Ronnie Lott | 1981–1990 (10) | 129 | 51 | 643 | 12.6 | 83t | 5 |
| 2. Jimmy Johnson | 1961–1976 (16) | 213 | 47 | 615 | 13.1 | 63 | 2 |
| 3. Kermit Alexander | 1963–1969 (7) | 94 | 36 | 499 | 13.9 | 66t | 1 |
| 4. Merton Hanks | 1991–1998 (8) | 125 | 31 | 380 | 12.3 | 67t | 2 |
| 5. Dwight Hicks | 1979–1985 (7) | 96 | 30 | 586 | 19.5 | 72 | 3 |
| 6. Lowell Wagner | 1950–1953, '55 (5) | 47 | 25 | 331 | 13.2 | 40 | 0 |
| 7. Tony Parrish | 2002–2006 (5) | 66 | 22 | 504 | 22.9 | 60 | 1 |
| Don Griffin | 1986–1993 (8) | 114 | 22 | 49 | 2.2 | 23 | 0 |
| Rex Berry | 1951–1956 (6) | 66 | 22 | 404 | 18.4 | 44t | 3 |
| 10. Dave Baker | 1959–1961 (3) | 38 | 21 | 294 | 14.0 | 40 | 0 |
| 11. Tim McDonald | 1993–1999 (7) | 111 | 20 | 325 | 16.3 | 73t | 3 |
| Dick Moegle | 1955–1959 (5) | 47 | 20 | 232 | 11.6 | 40 | 1 |
| 13. Zack Bronson | 1997–2003 (7) | 84 | 19 | 346 | 18.2 | 97t | 2 |
| 14. Eric Wright | 1981–1990 (10) | 110 | 18 | 256 | 14.2 | 60t | 2 |
| Bruce Taylor | 1970–1977 (8) | 109 | 18 | 201 | 11.2 | 70 | 0 |
| 16. Carlton Williamson | 1981–1987 (7) | 88 | 17 | 294 | 17.3 | 82 | 1 |
| 17. Tim McKyer | 1986–1989 (4) | 51 | 16 | 62 | 3.9 | 21t | 1 |
| 18. Walt Harris | 2006–2008 (3) | 46 | 15 | 151 | 10.1 | 42 | 1 |
| Abe Woodson | 1958–1964 (7) | 89 | 15 | 159 | 10.6 | 61 | 0 |
| 20. Dashon Goldson | 2007–2012 (6) | 81 | 14 | 152 | 10.9 | 39t | 1 |
| Skip Vanderbundt | 1969–1977 (9) | 119 | 14 | 165 | 11.8 | 37t | 2 |
| Frank Nunley | 1967–1976 (10) | 137 | 14 | 136 | 9.7 | 24 | 0 |
| Dave Wilcox | 1964–1974 (11) | 153 | 14 | 149 | 10.6 | 35 | 1 |

MOST INTERCEPTIONS IN SINGLE SEASON

| Player | Year | INT | Yards | Avg | Lg | TD |
|------------------|------|-----|-------|------|-----|----|
| 1. Ronnie Lott | 1986 | 10 | 134 | 13.4 | 57t | 1 |
| Dave Baker | 1960 | 10 | 96 | 9.6 | 28 | 0 |
| 3. Tony Parrish | 2003 | 9 | 202 | 22.4 | 49 | 0 |
| Dwight Hicks | 1981 | 9 | 239 | 26.6 | 72 | 1 |
| Kermit Alexander | 1968 | 9 | 155 | 17.2 | 66t | 1 |
| Lowell Wagner | 1951 | 9 | 115 | 12.8 | 40 | 0 |
| 7. Walt Harris | 2006 | 8 | 84 | 10.5 | 42 | 1 |
| Dick Moegle | 1957 | 8 | 107 | 13.4 | 40 | 0 |
| Jim Cason | 1951 | 8 | 147 | 18.4 | 65t | 1 |
| 10. Tony Parrish | 2002 | 7 | 204 | 29.1 | 60 | 0 |
| Ahmed Plummer | 2001 | 7 | 45 | 6.4 | 24 | 0 |
| Zack Bronson | 2001 | 7 | 165 | 23.6 | 97t | 2 |
| Merton Hanks | 1994 | 7 | 93 | 13.3 | 38 | 0 |
| Dave Waymer | 1990 | 7 | 64 | 9.1 | 24 | 0 |
| Tim McKyer | 1988 | 7 | 11 | 1.6 | 7 | 0 |
| Eric Wright | 1983 | 7 | 164 | 23.4 | 60t | 2 |
| Ronnie Lott | 1981 | 7 | 117 | 16.7 | 41t | 3 |
| Rex Berry | 1953 | 7 | 142 | 20.3 | 29 | 1 |

Led NFL

Led Conference

MOST INT RETURN YARDS, Career

| Player | Yards |
|---------------------|-------|
| 1. Ronnie Lott | 643 |
| 2. Jimmy Johnson | 615 |
| 3. Dwight Hicks | 586 |
| 4. Tony Parrish | 504 |
| 5. Kermit Alexander | 499 |
| 6. Rex Berry | 404 |
| 7. Merton Hanks | 380 |
| 8. Zack Bronson | 346 |
| 9. Lowell Wagner | 331 |
| 10. Tim McDonald | 325 |

MOST INTs RETURNED FOR TD, Career

| Player | TD |
|--------------------------------------|----|
| 1. Ronnie Lott | 5 |
| 2. Rex Berry | 3 |
| Dwight Hicks | 3 |
| Tim McDonald | 3 |
| Deion Sanders | 3 |
| 6. (10 Players) Last: Patrick Willis | 2 |

MOST INT RETURN YARDS, Season

| Player | Yards |
|-------------------------|-------|
| 1. Deion Sanders (1994) | 303 |
| 2. Dwight Hicks (1981) | 239 |
| 3. Tony Parrish (2002) | 204 |
| 4. Tony Parrish (2004) | 202 |
| 5. Zack Bronson (2001) | 165 |

MOST INTs RETURNED FOR TD, Season

| Player | TD |
|-------------------------|----|
| 1. Deion Sanders (1994) | 3 |
| Ronnie Lott (1981) | 3 |
| 3. Zack Bronson (2001) | 2 |
| Tim McDonald (1995) | 2 |
| Ken Norton (1995) | 2 |
| Tom Holmoe (1986) | 2 |
| Dwight Hicks (1983) | 2 |
| Eric Wright (1983) | 2 |
| Skip Vanderbundt (1972) | 2 |

MOST INTs BY A NON-DB, Season

| Player | INT |
|-----------------------------|-----|
| 1. Jim Fahnhorst, LB (1986) | 4 |
| Keena Turner, LB (1984) | 4 |
| Frank Nunley, LB (1974) | 4 |

TOP SINGLE-GAME INTERCEPTION TOTALS

MOST INTERCEPTIONS IN SINGLE GAME

| Player | Game | INT |
|----------------|----------------------|-----|
| 1. Dave Baker | at LA Rams (12/4/60) | 4 |
| 2. Walt Harris | vs. Oak. (10/8/06) | 3 |
| Ronnie Heard | vs. Arz. (10/27/02) | 3 |
| Rod Woodson | vs. NO (9/14/97) | 3 |
| Eric Wright | at Min. (9/8/83) | 3 |
| Tony Leonard | vs. Cin. (10/1/78) | 3 |
| Dave Baker | at Dal. (11/20/60) | 3 |

MOST INTs RETURNED FOR TD IN SINGLE GAME

| Player | Game | INT |
|---------------|-------------------|-----|
| 1. Ken Norton | at StL (10/22/95) | 2 |
| 2. 51 Players | 70 Times | 1 |

MOST INTERCEPTION RETURN YARDS IN SINGLE GAME

| Player | Game | Yards |
|--------------------|---------------------|-------|
| 1. Dwight Hicks | at Was. (10/4/81) | 104 |
| 2. Zack Bronson | at Chi. (10/28/01) | 97 |
| 3. Merton Hanks | vs. NO (11/22/93) | 94 |
| Al Randolph | vs. Chi. (12/11/66) | 94 |
| 5. Deion Sanders | at Atl. (10/16/94) | 93 |
| 6. Deion Sanders | at SD (12/11/94) | 90 |
| Kermit Alexander | at Pit. (11/24/68) | 90 |
| 8. NaVorro Bowman | vs. Atl. (12/23/13) | 89 |
| 9. Tory Nixon | at GB (10/26/86) | 88 |
| 10. Patrick Willis | at Sea. (9/14/08) | 86 |
| Eric Davis | vs. StL (11/26/95) | 86 |

ALL-TIME REGULAR SEASON SACKS

ALL-TIME SACK LEADERS

| Player | Years | Sacks |
|---------------------------|----------------|-------|
| 1. Bryant Young (DT) | 1994–2007 (14) | 89.5 |
| 2. Charles Haley (LB) | 1986–1999 (7) | 66.5 |
| 3. Ahmad Brooks (LB) | 2009–2016 (8) | 51.5 |
| 4. Dana Stubblefield (DT) | 1993–2002 (7) | 46.5 |
| 5. Dwaine Board (DE) | 1982–1988 (10) | 45.0 |
| 6. Aldon Smith (LB) | 2011–2014 (4) | 44.0 |
| 7. Justin Smith (DT) | 2008–2014 (7) | 43.5 |
| 8. Chris Doleman (DE) | 1996–1998 (3) | 38.0 |
| 9. Andre Carter (DE) | 2001–2005 (5) | 32.0 |
| 10. Jeff Stover (DE) | 1982–1988 (7) | 30.5 |
| 11. Roy Barker (DE) | 1996–1998 (3) | 30.0 |
| 12. Pierce Holt (DE) | 1988–1992 (5) | 29.5 |
| 13. Larry Roberts (DE) | 1986–1993 (8) | 28.0 |
| Fred Dean (DE) | 1981–1985 (5) | 28.0 |
| 15. Tim Harris (LB) | 1991–1995 (4) | 26.0 |
| 16. Kevin Fagan (DE) | 1987–1993 (7) | 25.5 |
| 17. Dennis Brown (DE) | 1990–1996 (7) | 24.5 |
| 18. Michael Carter (NT) | 1984–1992 (9) | 22.5 |
| 19. Parys Haralson (LB) | 2006–2012 (7) | 21.5 |
| Julian Peterson (LB) | 2000–2005 (6) | 21.5 |

Note: Includes figures since 1982, when sacks first became an official statistic

MOST SACKS IN SINGLE SEASON

| Player | Year | Sacks |
|-------------------|-------|-------|
| 1. Aldon Smith | 2012 | 19.5 |
| 2. Fred Dean | 1983 | 17.5 |
| 3. Tim Harris | 1992 | 17.0 |
| 4. Charles Haley | 1990 | 16.0 |
| 5. Chris Doleman | 1998 | 15.0 |
| Dana Stubblefield | 1997 | 15.0 |
| 7. Aldon Smith | 2011* | 14.0 |
| 8. Dwaine Board | 1983 | 13.0 |
| 9. Andre Carter | 2002 | 12.5 |
| Roy Barker | 1996 | 12.5 |

Led Conference *Rookie Year

MOST SACKS IN SINGLE GAME

| Player | Game | Sacks |
|-------------------|-------------------------|-------|
| 1. Fred Dean | vs. NO (11/13/83) | 6.0 |
| 2. Aldon Smith | vs. Chi. (11/19/12) | 5.5 |
| 3. Roy Barker | at StL (10/25/98) | 4.0 |
| Chris Doleman | at NO (10/11/98) | 4.0 |
| Dana Stubblefield | at Phi. (11/10/97) | 4.0 |
| Pierce Holt | vs. NYG (11/27/89) | 4.0 |
| Dwaine Board | at LA Raiders (9/22/85) | 4.0 |

ALL-TIME REGULAR SEASON PUNTING

ALL-TIME LEADING PUNTERS (BY AVERAGE)

| Player | Years | Punts | Yards | Avg | Net | Lg | In20 | Blk |
|--------------------------|-------------------|------------|--------------|-------------|-------------|-----------|-----------|----------|
| 1. Andy Lee | 2004–2014 (11) | 941 | 43,468 | 46.2 | 39.5 | 82 | 300 | 4 |
| 2. Tommy Davis | 1959–1969 (11) | 511 | 22,833 | 44.7 | NA | 82 | NA | 2 |
| 3. Bradley Pinion | 2015–* (3) | 195 | 8,534 | 43.8 | 39.6 | 65 | 60 | 0 |
| 4. Frankie Albert | 1950–1952 (3) | 139 | 5,830 | 41.9 | NA | 70 | NA | 1 |
| 5. Tommy Thompson | 1995–1997 (3) | 208 | 8,711 | 41.9 | 35.6 | 65 | 55 | 3 |
| 6. Tom Wittum | 1973–1977 (5) | 380 | 15,494 | 40.8 | NA | 68 | NA | 9 |
| 7. Jim Miller | 1980–1982 (3) | 214 | 8,686 | 40.6 | 31.7 | 80 | 36 | 1 |
| 8. Jason Baker | 2001–2002 (2) | 111 | 4,501 | 40.5 | 34.1 | 64 | 33 | 0 |
| 9. Max Runager | 1984–1988 (5) | 281 | 11,394 | 40.5 | 33.8 | 62 | 36 | 1 |
| 10. Klaus Wilmsmeyer | 1992–1994 (3) | 145 | 5,871 | 40.5 | 35.0 | 61 | 48 | 0 |

*minimum 100 punts

BEST PUNTING AVERAGE IN SINGLE SEASON

| Player | Year | Punts | Yards | Avg | Net | Lg | In20 | Blk |
|-----------------|------|-------|-------|------|------|----|------|-----|
| 1. Andy Lee | 2011 | 78 | 3,970 | 50.9 | 44.0 | 68 | 28 | 1 |
| 2. Andy Lee | 2013 | 79 | 3,804 | 48.2 | 41.7 | 62 | 27 | 0 |
| 3. Andy Lee | 2012 | 67 | 3,226 | 48.1 | 43.2 | 66 | 36 | 0 |
| 4. Andy Lee | 2008 | 66 | 3,155 | 47.8 | 39.0 | 82 | 13 | 1 |
| 5. Andy Lee | 2009 | 99 | 4,711 | 47.6 | 41.0 | 64 | 30 | 0 |
| 6. Andy Lee | 2007 | 105 | 4,968 | 47.3 | 41.0 | 74 | 42 | 0 |
| 7. Andy Lee | 2014 | 72 | 3,369 | 46.8 | 39.6 | 71 | 28 | 1 |
| 8. Andy Lee | 2010 | 91 | 4,203 | 46.2 | 38.2 | 64 | 34 | 0 |
| 9. Tommy Davis | 1965 | 54 | 2,471 | 45.8 | NA | 65 | NA | 0 |
| 10. Tommy Davis | 1959 | 59 | 2,694 | 45.7 | NA | 71 | NA | 0 |

Led NFL

Led Conference

+ NFL Record

MOST PUNTS IN SINGLE GAME

| Player | Game | Punts |
|---------------|------------------------|-------|
| 1. Tom Wittum | vs. LA Rams (11/21/76) | 11 |
| 2. Andy Lee | vs. Sea. (9/30/07) | 10 |
| Jim Miller | vs. Atl. (11/8/81) | 10 |
| Jim Miller | vs. LA Rams (10/25/81) | 10 |
| Mike Connell | at Atl. (11/5/78) | 10 |
| Mike Connell | vs. Cin. (10/1/78) | 10 |
| Tom Wittum | at Atl. (11/6/77) | 10 |
| Tom Wittum | vs. Atl. (10/23/76) | 10 |
| Tommy Davis | at Det. (10/6/63) | 10 |

BEST PUNT AVG. IN SINGLE GAME

| Player | Game | Avg |
|---------------------|--------------------|------|
| 1. Andy Lee | vs. Sea. (9/11/11) | 59.6 |
| 2. Andy Lee | at Bal. (11/24/11) | 57.6 |
| 3. Andy Lee | at Pit. (9/23/07) | 57.2 |
| 4. Andy Lee | at StL (1/1/12) | 56.8 |
| 5. Andy Lee | at NE (12/16/12) | 56.6 |
| 6. Andy Lee | vs. Dal. (9/18/11) | 55.3 |
| 7. Klaus Wilmsmeyer | vs. Det. (10/9/94) | 55.0 |
| 8. Andy Lee | at StL (12/21/08) | 54.8 |

*minimum 4 punts

MOST PUNTS, Career

| Player | Punts |
|-------------------|-------|
| 1. Andy Lee | 941 |
| 2. Tommy Davis | 511 |
| 3. Tom Wittum | 380 |
| 4. Max Runager | 281 |
| 5. Steve Spurrier | 230 |

MOST PUNTS INSIDE 20, Career

| Player | In20 |
|--------------------------|-----------|
| 1. Andy Lee | 300 |
| 2. Max Runager | 84 |
| 3. Bradley Pinion | 60 |
| 4. Tommy Thompson | 55 |
| 5. Barry Helton | 50 |

*inside-the-20 became official stat in 1976

MOST PUNTS, Season

| Player | Punts |
|---------------------------------|------------|
| 1. Andy Lee (2005) | 107 |
| 2. Andy Lee (2007) | 105 |
| 3. Bradley Pinion (2016) | 100 |
| 4. Andy Lee (2009) | 99 |
| 5. Andy Lee (2004) | 96 |
| Mike Connell (1978) | 96 |

MOST PUNTS INSIDE 20, Season

| Player | In20 |
|---------------------------------|-----------|
| 1. Andy Lee (2007) | 42 |
| 2. Andy Lee (2012) | 36 |
| 3. Andy Lee (2010) | 34 |
| 4. Bradley Pinion (2015) | 31 |
| 5. Andy Lee (2009) | 30 |
| Max Runager (1985) | 30 |

*inside-the-20 became official stat in 1976

ALL-TIME REGULAR SEASON PUNT RETURNS

ALL-TIME LEADERS IN PUNT RETURNS (BY AVERAGE)

| Player | Years | PR | FC | Yards | Avg | Lg | TD |
|----------------------|--------------------|-----|----|-------|------|-----|----|
| 1. Manfred Moore | 1974–1975 (2) | 21 | 0 | 309 | 14.7 | 88t | 1 |
| 2. Jim Cason | 1950–1952, '54 (4) | 24 | NA | 288 | 12.0 | 33 | 0 |
| 3. Ted Ginn Jr. | 2010–2012 (3) | 94 | 48 | 1,113 | 11.8 | 78t | 2 |
| 4. Allen Rossum | 2008–2009 (2) | 27 | 8 | 307 | 11.4 | 45 | 0 |
| 5. Iheanyi Uwaezuoke | 1996–1998 (3) | 34 | 14 | 373 | 11.0 | 36 | 0 |
| 6. LaMichael James | 2012–2014 (3) | 23 | 12 | 251 | 10.9 | 40 | 0 |
| 7. Dana McLemore | 1982–1987 (6) | 142 | 38 | 1,531 | 10.8 | 93t | 4 |
| 8. Jimmy Williams | 2001–2004 (4) | 55 | 18 | 576 | 10.5 | 89t | 1 |
| 9. Dexter Carter | 1990–1996 (7) | 117 | 56 | 1,213 | 10.4 | 78t | 2 |
| 10. John Taylor | 1987–1995 (9) | 149 | 55 | 1,517 | 10.2 | 95t | 2 |

*minimum 20 returns

BEST PUNT RETURN AVERAGE IN SINGLE SEASON

| Player | Year | PR | FC | Yards | Avg | Lg | TD |
|-------------------|------|----|----|-------|------|-----|----|
| 1. Jimmy Williams | 2002 | 20 | 8 | 336 | 16.8 | 89t | 1 |
| 2. Hugh McElhenny | 1952 | 20 | NA | 284 | 14.2 | 94t | 1 |
| 3. Ted Ginn Jr. | 2010 | 24 | 18 | 321 | 13.4 | 78t | 1 |
| 4. Joe Arenas | 1951 | 21 | NA | 272 | 13.0 | 51 | 0 |
| 5. John Taylor | 1988 | 44 | 7 | 556 | 12.6 | 95t | 2 |
| 6. Dana McLemore | 1987 | 21 | 7 | 265 | 12.6 | 83t | 1 |
| 7. Ted Ginn Jr. | 2011 | 38 | 18 | 466 | 12.3 | 55t | 1 |
| 8. Dexter Carter | 1993 | 34 | 20 | 411 | 12.1 | 72t | 1 |
| 9. Bruce Taylor | 1970 | 43 | 10 | 516 | 12.0 | 76 | 0 |
| 10. John Taylor | 1989 | 36 | 20 | 417 | 11.6 | 37 | 0 |

*minimum 20 returns

Led NFL Led Conference

TOP SINGLE-GAME PUNT RETURN PERFORMANCES

MOST PUNT RETURN YARDS IN SINGLE GAME

| Player | Game | Yards |
|------------------|----------------------|-------|
| 1. Tony Leonard | vs. NO (10/17/76) | 141 |
| 2. Bruce Taylor | at Hou. (11/15/70) | 133 |
| 3. Dexter Carter | vs. Min. (10/3/93) | 131 |
| 4. Dexter Carter | vs. Min. (12/18/95) | 126 |
| 5. Dana McLemore | vs. LA Rams (1/2/83) | 125 |

MOST PUNT RETURNS IN SINGLE GAME

| Player | Game | Returns |
|------------------|------------------------|---------|
| 1. Tony Leonard | vs. NO (10/17/76) | 9 |
| Ralph McGill | at Atl. (10/29/72) | 9 |
| 3. Michael Lewis | vs. StL (11/18/07) | 7 |
| Dana McLemore | at NO (11/25/84) | 7 |
| Tony Leonard | at Atl. (11/6/77) | 7 |
| Tony Leonard | vs. LA Rams (11/21/76) | 7 |
| Ralph McGill | at Phi. (11/30/75) | 7 |
| Ralph McGill | vs. Atl. (10/12/75) | 7 |

BEST PUNT RETURN AVERAGE IN SINGLE GAME

| Player | Game | Avg |
|---------------------|----------------------|------|
| 1. Ted Ginn Jr. | at StL (12/26/10) | 32.3 |
| 2. Dexter Carter | vs. Min. (12/18/95) | 31.5 |
| 3. Dana McLemore | vs. LA Rams (1/2/83) | 31.3 |
| 4. Abe Woodson | at GB (10/21/62) | 30.3 |
| 5. John Taylor | vs. Was. (11/21/88) | 28.3 |
| 6. Chuck Levy | at Phi. (11/10/97) | 27.3 |
| 7. Dexter Carter | vs. Min. (10/3/93) | 26.2 |
| 8. Dana McLemore | at NYG (10/8/84) | 25.8 |
| 9. Bruce Taylor | vs. NYG (12/21/75) | 25.7 |
| 10. Freddie Solomon | vs. TB (10/26/80) | 25.0 |

*minimum of 3 punt returns

MOST PUNT RETURNS, Career

| Player | PR |
|---------------------|-----|
| 1. John Taylor | 149 |
| 2. Dana McLemore | 142 |
| Bruce Taylor | 142 |
| 4. Joe Arenas | 124 |
| 5. Kermit Alexander | 120 |
| 6. Dexter Carter | 117 |
| 7. Freddie Solomon | 106 |
| 8. Ralph McGill | 105 |
| Abe Woodson | 105 |
| 10. Hugh McElhenny | 99 |

MOST PUNT RETURN YARDS, Career

| Player | Yards |
|---------------------|-------|
| 1. Dana McLemore | 1,531 |
| 2. John Taylor | 1,517 |
| 3. Bruce Taylor | 1,323 |
| 4. Dexter Carter | 1,213 |
| 5. Ted Ginn Jr. | 1,113 |
| 6. Ralph McGill | 964 |
| 7. Abe Woodson | 949 |
| 8. Freddie Solomon | 804 |
| 9. Kermit Alexander | 782 |
| 10. Joe Arenas | 774 |

MOST PUNT RETURN TDs, Career

| Player | TD |
|---------------------|----|
| 1. Dana McLemore | 4 |
| 2. Kermit Alexander | 2 |
| Dexter Carter | 2 |
| Ted Ginn Jr. | 2 |
| Freddie Solomon | 2 |
| John Taylor | 2 |
| Abe Woodson | 2 |

MOST PUNT RETURNS, Season

| Player | PR |
|---------------------------|----|
| 1. R.W. McQuarters (1998) | 47 |
| 2. Dana McLemore (1984) | 45 |
| 3. Michael Lewis (2007) | 44 |
| John Taylor (1988) | 44 |
| 5. Bruce Taylor (1970) | 43 |
| 6. Ted Ginn Jr. (2011) | 38 |
| Dexter Carter (1996) | 38 |
| Don Griffin (1986) | 38 |
| Dana McLemore (1985) | 38 |
| 10. Dexter Carter (1996) | 36 |
| John Taylor (1989) | 36 |

MOST PUNT RETURN TDs, Season

| Player | TD |
|------------------------|----|
| 1. John Taylor (1988) | 2 |
| Freddie Solomon (1980) | 2 |

ALL-TIME REGULAR SEASON KICKOFF RETURNS

ALL-TIME LEADERS IN KICKOFF RETURNS (BY AVERAGE)

| Player | Years | KR | Yards | Avg | Lg | TD |
|--------------------|---------------|-----|-------|------|------|----|
| 1. Abe Woodson | 1958–1964 (7) | 166 | 4,873 | 29.4 | 105t | 5 |
| 2. LaMichael James | 2012–2014 (3) | 26 | 738 | 28.4 | 62 | 0 |
| 3. Joe Arenas | 1951–1957 (7) | 139 | 3,798 | 27.3 | 96 | 1 |
| 4. Allen Rossum | 2008–2009 (2) | 54 | 1,411 | 26.1 | 104t | 1 |
| 5. Lenny Lyles | 1959–1960 (2) | 42 | 1,091 | 26.0 | 97t | 1 |
| 6. Vic Washington | 1971–1973 (3) | 84 | 2,178 | 25.9 | 98t | 1 |
| 7. Bruce Ellington | 2014–2016 (3) | 50 | 1,279 | 25.6 | 40 | 0 |
| 8. Mike Holmes | 1974–1975 (2) | 27 | 671 | 24.9 | 57 | 0 |
| 9. J.D. Smith | 1956–1964 (9) | 36 | 882 | 24.5 | 39 | 0 |
| 10. Amos Lawrence | 1981–1982 (2) | 26 | 627 | 24.1 | 92t | 1 |

*minimum 25 returns

BEST KICKOFF RETURN AVERAGE IN SINGLE SEASON

| Player | Year | KR | Yards | Avg | Lg | TD |
|-------------------|------|----|-------|------|------|----|
| 1. Joe Arenas | 1953 | 16 | 551 | 34.4 | 82 | 0 |
| 2. Abe Woodson | 1963 | 29 | 935 | 32.2 | 103t | 3 |
| 3. Abe Woodson | 1962 | 37 | 1,157 | 31.3 | 79 | 0 |
| 4. Lenny Lyles | 1960 | 17 | 526 | 30.9 | 97t | 1 |
| 5. Joe Arenas | 1956 | 27 | 801 | 29.7 | 96 | 1 |
| 6. Abe Woodson | 1960 | 17 | 498 | 29.3 | 64 | 0 |
| 7. Abe Woodson | 1961 | 27 | 782 | 29.0 | 98t | 1 |
| 8. Vic Washington | 1972 | 27 | 771 | 28.6 | 98t | 1 |
| 9. Ted Ginn Jr. | 2011 | 29 | 800 | 27.6 | 102t | 1 |
| 10. Abe Woodson | 1964 | 32 | 880 | 27.5 | 70 | 0 |

*minimum 1.25 ret/game

Led NFL

Led Conference

TOP SINGLE-GAME KICKOFF RETURN PERFORMANCES

MOST KICKOFF RETURN YARDS IN SINGLE GAME

| Player | Game | Yards |
|------------------|---------------------|-------|
| 1. Abe Woodson | vs. Det. (11/11/62) | 210 |
| 2. Abe Woodson | at Det. (9/23/62) | 205 |
| 3. Lenny Lyles | vs. Bal. (12/18/60) | 202 |
| 4. Maurice Hicks | vs. SD (10/15/06) | 195 |
| 5. Allen Rossum | vs. Phi. (10/12/08) | 194 |

MOST KICKOFF RETURNS IN SINGLE GAME

| Player | Game | Returns |
|----------------------------------|---------------------|---------|
| 1. Maurice Hicks | vs. SD (10/15/06) | 9 |
| Allen Rossum | vs. Phi. (10/12/08) | 9 |
| 3. Maurice Hicks | at Was. (10/23/05) | 8 |
| 4. (15 times) Last: Ted Ginn Jr. | at SD (12/16/10) | 7 |

BEST KICKOFF RETURN AVERAGE IN SINGLE GAME

| Player | Game | Avg |
|--------------------|------------------------|------|
| 1. Lenny Lyles | vs. Bal. (12/18/60) | 67.3 |
| 2. Doug Cunningham | vs. NO (10/22/67) | 53.0 |
| 3. Abe Woodson | vs. Min. (9/29/63) | 51.0 |
| 4. Allen Rossum | vs. Arz. (11/10/08) | 46.5 |
| 5. Amos Lawrence | vs. LA Rams (11/22/81) | 46.0 |
| Abe Woodson | vs. NYG (11/17/63) | 46.0 |

*minimum of 3 kickoff returns

MOST KICKOFF RETURNS FOR TOUCHDOWN IN SINGLE GAME

| Player | Game | TD |
|----------------------------------|--------------------|----|
| 1. (21 times) Last: Ted Ginn Jr. | vs. Sea. (9/11/11) | 1 |

MOST KICKOFF RETURNS, Career

| Player | KR |
|---------------------|-----|
| 1. Dexter Carter | 217 |
| 2. Maurice Hicks | 185 |
| 3. Abe Woodson | 166 |
| 4. Joe Arenas | 139 |
| 5. Kermit Alexander | 137 |
| 6. Ted Ginn Jr. | 87 |
| 7. Vic Washington | 84 |
| 8. Carl Monroe | 76 |
| 9. James Owens | 72 |
| 10. Paul Hofer | 68 |
| Doug Cunningham | 68 |

MOST KICKOFF RETURN YARDS, Career

| Player | Yards |
|---------------------|-------|
| 1. Abe Woodson | 4,873 |
| 2. Dexter Carter | 4,707 |
| 3. Maurice Hicks | 4,242 |
| 4. Joe Arenas | 3,798 |
| 5. Kermit Alexander | 3,271 |
| 6. Vic Washington | 2,178 |
| 7. Ted Ginn Jr. | 2,045 |
| 8. James Owens | 1,728 |
| 9. Carl Monroe | 1,660 |
| 10. Doug Cunningham | 1,613 |

MOST KICKOFF RETURN TDs, Career

| Player | TD |
|----------------------------------|----|
| 1. Abe Woodson | 5 |
| 2. Dexter Carter | 2 |
| James Owens | 2 |
| Dave Williams | 2 |
| 5. (10 times) Last: Ted Ginn Jr. | 1 |

MOST KICKOFF RETURNS, Season

| Player | KR |
|----------------------------|----|
| 1. Maurice Hicks (2007) | 63 |
| 2. Maurice Hicks (2006) | 57 |
| 3. Vinny Sutherland (2001) | 50 |
| 4. Dexter Carter (1994) | 48 |
| 5. Ted Ginn Jr. (2010) | 47 |
| Allen Rossum (2008) | 47 |
| 7. Dexter Carter (1996) | 41 |
| Dexter Carter (1990) | 41 |
| James Owens (1979) | 41 |

MOST KICKOFF RETURN TDs, Season

| Player | TD |
|---|----|
| 1. Abe Woodson (1963) | 3 |
| 2. (18 times) Last: Ted Ginn Jr. (2011) | 1 |

49ERS LONGEST PLAYS

LONGEST RUNS FROM SCRIMMAGE

| | | |
|-----|--------------------------------|----------|
| 96t | Garrison Hearst vs. NYJ | 9/6/98 |
| 89t | Hugh McElhenny at Dal. Texans | 10/5/52 |
| 86t | Hugh McElhenny at GB | 11/18/56 |
| 82t | Hugh McElhenny vs. Dal. Texans | 10/26/52 |
| 80 | Wilbur Jackson vs. NO | 11/27/77 |
| 80t | Frank Gore vs. Sea. | 9/20/09 |
| 80t | Delvin Williams vs. Was. | 11/7/76 |
| 80t | J.D. Smith vs. GB | 12/7/58 |
| 79t | Frank Gore vs. Sea. | 9/20/09 |
| 78t | Kevan Barlow vs. Pit. | 11/17/03 |
| 78t | Joe Perry vs. Dal. Texans | 10/26/52 |
| 78t | Joe Perry vs. GB | 12/10/50 |

LONGEST RUNS FROM SCRIMMAGE BY QUARTERBACK

| | | |
|-----|---------------------------|----------|
| 90t | Colin Kaepernick vs. SD | 12/20/14 |
| 50t | Colin Kaepernick vs. Mia. | 12/9/12 |
| 50 | Colin Kaepernick at StL | 12/2/12 |
| 49t | Steve Young vs. Min. | 10/30/88 |
| 45 | Y.A. Tittle at Bal. Colts | 11/24/57 |
| 44t | Blaine Gabbert at Chi. | 12/6/15 |
| 42 | Frankie Albert at GB | 11/26/50 |

LONGEST PASSES

| | | |
|-----|---|----------|
| 97t | Steve Young to John Taylor at Atl. | 11/3/91 |
| 96t | Joe Montana to Jerry Rice at SD | 11/27/88 |
| 95t | Joe Montana to John Taylor at LA Rams | 12/11/89 |
| 93t | Steve DeBerg to Freddie Solomon vs. Atl. | 9/28/80 |
| 92t | Joe Montana to John Taylor at LA Rams | 12/11/89 |
| 89t | Tim Rattay to Brandon Lloyd vs. Dal. | 9/25/05 |
| 85t | Jim Plunkett to Delvin Williams vs. Was. | 11/7/76 |
| 83t | John Brodie to Dave Parks at LA Rams | 10/18/64 |
| 82 | Steve Young to Terry Kirby at Atl. | 10/19/97 |
| 81t | Steve Young to Garrison Hearst vs. NO | 11/22/98 |
| 81t | Elvis Grbac to Jerry Rice at Dal. | 11/12/95 |
| 81t | Steve Spurrier to Ted Kwalick vs. NO | 10/22/72 |
| 80t | (8x) Last time: C. Kaepernick to Brandon Lloyd at StL | 10/13/14 |

LONGEST PUNTS

| | | |
|----|------------------------------|----------|
| 86 | Larry Barnes vs. Chi. | 9/29/57 |
| 82 | Andy Lee vs. NE | 10/5/08 |
| 82 | Tommy Davis vs. Min. | 9/30/62 |
| 81 | Andy Lee at TB | 11/21/04 |
| 81 | Tommy Davis at StL Cardinals | 11/25/62 |
| 80 | Jim Miller at Den. | 9/19/82 |
| 79 | Tommy Davis at Chi. | 10/14/62 |
| 76 | Larry Barnes vs. Bal. | 12/8/57 |
| 75 | Verl Lillywhite vs. Cle. | 9/30/57 |
| 74 | Andy Lee vs. Bal. | 10/7/07 |
| 74 | Tommy Davis vs. Chi. | 10/30/51 |
| 72 | Jon Kilgore vs. Chi. | 12/6/69 |
| 71 | Andy Lee at Den. | 10/19/14 |
| 71 | Andy Lee vs. Sea. | 9/30/07 |
| 71 | Andy Lee at StL | 9/16/07 |
| 71 | Tommy Davis vs. Chi. | 10/25/59 |

LONGEST PUNT RETURNS

| | | |
|-----|---------------------------|----------|
| 95t | John Taylor vs. Was. | 11/21/88 |
| 94t | Hugh McElhenny at Chi. | 10/19/52 |
| 93t | Dana McLemore vs. LA Rams | 1/2/83 |
| 89t | Jimmy Williams vs. Sea. | 12/1/02 |
| 88t | Manfred Moore vs. Atl. | 11/24/74 |
| 85t | Abe Woodson at GB | 10/21/62 |
| 83t | Dana McLemore vs. Chi. | 12/14/87 |
| 80t | Abe Woodson vs. Det. | 11/5/61 |
| 79t | Dana McLemore at NYG | 10/8/84 |
| 78t | Ted Ginn Jr. at StL | 12/26/10 |
| 78t | Dexter Carter vs. Min. | 12/18/95 |

LONGEST KICKOFF RETURNS

| | | |
|------|-------------------------|----------|
| 105t | Abe Woodson at LA Rams | 11/8/59 |
| 104t | Allen Rossum at Arz. | 11/11/08 |
| 103t | Abe Woodson vs. Min. | 9/15/63 |
| 102t | Ted Ginn Jr. vs. Sea. | 9/11/11 |
| 101t | Terry Kirby vs. Car. | 11/16/97 |
| 101t | James Owens at Det. | 11/2/80 |
| 99t | Abe Woodson at NYG | 11/17/63 |
| 98t | Dexter Carter vs. NO | 12/1/91 |
| 98t | Vic Washington at Atl. | 10/29/72 |
| 98t | Abe Woodson at Det. | 10/1/61 |
| 97t | Vic Washington vs. Dal. | 12/23/72 |
| 97t | Lenny Lyles vs. Bal. | 12/18/60 |
| 96t | Dexter Carter at Was. | 11/6/94 |
| 96 | Joe Arenas vs. Bal. | 12/16/56 |

LONGEST INTERCEPTION RETURNS

| | | |
|------------|--------------------------------|-----------------|
| 97t | Zack Bronson at Chi. | 10/28/01 |
| 94t | Alvin Randolph vs. Chi. | 12/11/66 |
| 93t | Deion Sanders at Atl. | 10/16/94 |
| 90t | Deion Sanders at SD | 12/11/94 |
| 89t | NaVorro Bowman vs. Atl. | 12/23/13 |
| 88t | Tory Nixon at GB | 10/26/86 |
| 86t | Patrick Willis at Sea. | 9/14/08 |
| 86t | Eric Davis vs. StL | 11/26/95 |
| 83t | Ronnie Lott at KC | 12/26/82 |
| 82 | Carlton Williamson vs. Sea. | 11/25/85 |
| 77t | Tom Holmoe vs. StL Cardinals | 11/9/86 |
| 74t | Deion Sanders vs. NO | 9/25/94 |
| 73 | Eric Reid at Sea. | 12/14/14 |

LONGEST FUMBLE RETURNS

| | | |
|-----|---------------------------------------|----------|
| 99t | Don Griffin vs. Chi. | 12/23/91 |
| 96t | Lee Woodall vs. Buf. | 12/3/95 |
| 80t | Dwaine Carpenter at Chi. | 10/31/04 |
| 80t | Dwight Hicks at Was. | 10/4/81 |
| 78t | Derrick Johnson at Arz. (Mexico City) | 10/2/05 |
| 75t | Clark Miller at Det. | 11/14/65 |
| 73t | Skip Vanderbundt at Dal. | 11/23/72 |
| 71t | Darnell Walker at Min. | 10/24/99 |
| 71 | Gerard Williams vs. NO | 9/23/79 |
| 66t | Windlan Hall vs. Phi. | 12/2/73 |
| 65t | Keena Turner at Was. | 12/1/85 |
| 63t | Tommy Hart at StL Cardinals | 10/24/71 |

LONGEST FIELD GOALS

| | | |
|----|-----------------------------|----------|
| 63 | David Akers at GB | 9/9/12 |
| 56 | Phil Dawson at Arz. | 12/29/13 |
| 56 | Joe Nedney at StL | 12/24/05 |
| 56 | Mike Cofer at Atl. | 10/14/90 |
| 55 | Phil Dawson vs. KC | 10/5/14 |
| 55 | Phil Dawson at NO | 11/17/13 |
| 55 | David Akers at Det. | 10/16/11 |
| 55 | David Akers vs. Dal. | 9/18/11 |
| 54 | Phil Dawson at StL | 10/14/14 |
| 54 | David Akers at Sea. | 12/23/12 |
| 54 | Steve Mike-Mayer at LA Rams | 11/9/75 |
| 54 | Bruce Gossett vs. NO | 10/21/73 |
| 53 | Phil Dawson at Arz. | 11/13/16 |
| 53 | Phil Dawson vs. Arz. | 11/29/15 |
| 53 | Phil Dawson vs. Bal. | 10/18/15 |
| 53 | Phil Dawson vs. Arz. | 12/28/14 |
| 53 | Phil Dawson vs. Car. | 11/10/13 |
| 53 | David Akers at Cin. | 9/25/11 |
| 53 | Joe Nedney vs. Phi. | 10/12/08 |
| 53 | Ray Wersching at Det. | 9/2/84 |
| 53 | Tommy Davis at LA Rams | 10/18/64 |

LONGEST RETURNS OF FIELD GOAL ATTEMPT

| | | |
|-----|----------------------------|----------|
| 92t | Bruce Taylor at NO | 12/13/70 |
| 74t | Nate Clements at NYG | 10/19/08 |
| 62t | Johnny Jackson at Dal. | 10/15/89 |
| 58t | Bruce Taylor at NO | 9/26/71 |
| 41t | Donald Strickland vs. Phi. | 10/12/08 |
| 38 | Kermit Alexander vs. Phi. | 11/20/66 |
| 30 | Kermit Alexander at Phi. | 9/20/64 |

NFL RECORDS BY 49ERS

Most Consecutive Seasons Leading NFL in Passer Rating

4 Steve Young (1991–94)

Highest Single-Game Completion Percentage (min. 15 atts.)

94.7 Alex Smith at Arz. (10/29/12)

Most Seasons Leading League in Passing Touchdowns

4 Steve Young (1992–94, '98); tied with Johnny Unitas (1957–60), Len Dawson (1962–63, 1965–66), Brett Favre (1995–97, 2003), Drew Brees (2008–09, 2011–12), Peyton Manning (2000, '04, '06, '13)

Most Receiving Touchdowns in a Game

5 Jerry Rice at Atl. (10/14/90); tied with Chi. Bob Shaw vs. Bal. (10/2/50) and SD Kellen Winslow vs. Oak. (11/22/81)

Most Interceptions in a Game

4 Dave Baker vs. LA Rams (12/4/60); tied with 17 others

Most Interceptions Returned for a Touchdown in a Game

2 Ken Norton vs. StL (10/22/95); tied with 26 others

Most Seasons Leading League in Kickoff Return Avg.

3 Abe Woodson (1959, 1962–63)

Most Points in a Season, No Touchdowns, Single Season

166 David Akers (2011)

Most Field Goals Attempted in a Season

52 David Akers (2011)

Most Field Goals Made in a Season

44 David Akers (2011)

49ERS NFL LEADERS

RUSHING CHAMPIONS

| | | |
|------|-----------|-------|
| 1953 | Joe Perry | 1,018 |
| 1954 | Joe Perry | 1,049 |

PASSING CHAMPIONS (Passer Rating)

| | | |
|------|-------------|-------|
| 1970 | John Brodie | 93.9 |
| 1987 | Joe Montana | 102.1 |
| 1989 | Joe Montana | 112.4 |
| 1991 | Steve Young | 101.8 |
| 1992 | Steve Young | 107.0 |
| 1993 | Steve Young | 101.5 |
| 1994 | Steve Young | 112.8 |
| 1996 | Steve Young | 97.2 |
| 1997 | Steve Young | 104.7 |

49ERS NFL LEADERS

RECEIVING CHAMPIONS (Receptions)

| | | |
|------|----------------|-----|
| 1954 | Billy Wilson | 60 |
| 1956 | Billy Wilson | 60 |
| 1957 | Billy Wilson | 52 |
| 1965 | Dave Parks | 80 |
| 1968 | Clifton McNeil | 71 |
| 1982 | Dwight Clark | 60 |
| 1985 | Roger Craig | 92 |
| 1990 | Jerry Rice | 100 |
| 1996 | Jerry Rice | 108 |

RECEIVING CHAMPIONS (Touchdowns)

| | | |
|------|-----------------|----|
| 1953 | Billy Wilson | 10 |
| 1972 | Gene Washington | 12 |
| 1986 | Jerry Rice | 16 |
| 1987 | Jerry Rice | 22 |
| 1989 | Jerry Rice | 17 |
| 1990 | Jerry Rice | 13 |
| 1991 | Jerry Rice | 14 |
| 1993 | Jerry Rice | 16 |
| 1994 | Jerry Rice | 13 |
| 2001 | Terrell Owens | 16 |
| 2002 | Terrell Owens | 13 |
| 2009 | Vernon Davis # | 13 |

PUNTING CHAMPIONS (Based on Average)

| | | |
|------|-------------|------|
| 1962 | Tommy Davis | 45.6 |
| 2011 | Andy Lee | 50.9 |

SCORING

| | | |
|------|---------------|------|
| 1952 | Gordie Soltau | 94 |
| 1953 | Gordie Soltau | 114 |
| 1984 | Ray Wersching | 131 |
| 1987 | Jerry Rice | 138 |
| 1989 | Mike Cofer | 136 |
| 2011 | David Akers | 166* |

KICKOFF RETURNS (Based on Average)

| | | |
|------|-------------|------|
| 1953 | Joe Arenas | 34.4 |
| 1959 | Abe Woodson | 29.4 |
| 1962 | Abe Woodson | 31.3 |
| 1963 | Abe Woodson | 32.2 |

FIELD GOALS MADE

| | | |
|------|-------------|-----|
| 1960 | Tommy Davis | 19 |
| 2011 | David Akers | 44* |

PUNT RETURNS (Based on Yards)

| | | |
|------|-------------|-----|
| 1960 | Abe Woodson | 174 |
| 1988 | John Taylor | 556 |

INTERCEPTIONS

| | | |
|------|--------------|----|
| 1960 | Dave Baker | 10 |
| 1986 | Ronnie Lott | 10 |
| 2003 | Tony Parrish | 9# |

*NFL Record #Shared NFL Lead

ROOKIE SEASON RECORDS

RUSHING ATTEMPTS

| No | Att | Player | Year |
|-----|-----|-----------------|------|
| 1. | 191 | Vic Washington | 1971 |
| 2. | 189 | Ken Willard | 1965 |
| 3. | 174 | Wilbur Jackson | 1974 |
| 4. | 171 | Earl Cooper | 1980 |
| 5. | 129 | John H. Johnson | 1954 |
| 6. | 127 | Frank Gore | 2005 |
| 7. | 125 | Kevan Barlow | 2001 |
| 8. | 109 | Don Lisbon | 1963 |
| 9. | 98 | Hugh McElhenny | 1952 |
| 10. | 96 | Billy Kilmer | 1961 |

RUSHING YARDS

| No | Yds | Player | Year |
|-----|-----|-----------------|------|
| 1. | 811 | Vic Washington | 1971 |
| 2. | 778 | Ken Willard | 1965 |
| 3. | 725 | Roger Craig | 1983 |
| 4. | 720 | Earl Cooper | 1980 |
| 5. | 705 | Wilbur Jackson | 1974 |
| 6. | 684 | Hugh McElhenny | 1952 |
| 7. | 681 | John H. Johnson | 1954 |
| 8. | 608 | Frank Gore | 2005 |
| 9. | 512 | Kevan Barlow | 2001 |
| 10. | 509 | Billy Kilmer | 1961 |

RUSHING TOUCHDOWNS

| No | TD | Player | Year |
|-----|----|--------------------|-------------|
| 1. | 10 | Billy Kilmer | 1961 |
| 2. | 9 | John H. Johnson | 1954 |
| 3. | 8 | Roger Craig | 1983 |
| 4. | 6 | Hugh McElhenny | 1952 |
| 6. | 6 | William Floyd | 1994 |
| 6. | 5 | Ken Willard | 1965 |
| 5. | 5 | Dicky Moegle | 1955 |
| 8. | 4 | Carlos Hyde | 2014 |
| 4. | 4 | Kevan Barlow | 2001 |
| 10. | 3 | Frank Gore | 2005 |
| 3 | 3 | Earl Cooper | 1980 |
| 3 | 3 | Delvin Williams | 1974 |
| 3 | 3 | Vic Washington | 1971 |
| 3 | 3 | J.D. Smith | 1958 |

RECEPTIONS

| No | Rec | Player | Year |
|-----|-----|------------------|------|
| 1. | 83 | Earl Cooper | 1980 |
| 2. | 51 | Gene Washington | 1969 |
| 3. | 49 | Jerry Rice | 1985 |
| 4. | 48 | Michael Crabtree | 2009 |
| 4. | 48 | Roger Craig | 1983 |
| 6. | 40 | Eric Johnson | 2001 |
| 7. | 38 | J.J. Stokes | 1995 |
| 8. | 36 | Dave Parks | 1964 |
| 8. | 36 | Vic Washington | 1971 |
| 10. | 35 | Terrell Owens | 1996 |

RECEIVING YARDS

| No | Yds | Player | Year |
|-----|-----|------------------|------|
| 1. | 927 | Jerry Rice | 1985 |
| 2. | 711 | Gene Washington | 1969 |
| 3. | 703 | Dave Parks | 1964 |
| 4. | 625 | Michael Crabtree | 2009 |
| 5. | 567 | Earl Cooper | 1980 |
| 6. | 520 | Terrell Owens | 1996 |
| 7. | 517 | J.J. Stokes | 1995 |
| 8. | 402 | Alex Loyd | 1950 |
| 9. | 395 | R.C. Owens | 1957 |
| 10. | 367 | Hugh McElhenny | 1952 |

RECEIVING TOUCHDOWNS

| No | TD | Player | Year |
|----|----|----------------|------|
| 1. | 8 | Dave Parks | 1964 |
| 2. | 5 | Jimmy Thomas | 1969 |
| | 5 | R.C. Owens | 1957 |
| 4. | 4 | Terrell Owens | 1996 |
| 4. | 4 | J.J. Stokes | 1995 |
| 4. | 4 | Roger Craig | 1983 |
| 4. | 4 | Earl Cooper | 1980 |
| 4. | 4 | Vic Washington | 1971 |
| 4. | 4 | Ken Willard | 1965 |
| 4. | 4 | Carroll Hardy | 1955 |

PASSES COMPLETED

| No | Comp | Player | Year |
|-----|------|-------------------|------|
| 1. | 88 | Tom Owen | 1974 |
| 2. | 84 | Alex Smith | 2005 |
| 3. | 38 | Earl Morrall | 1956 |
| 4. | 23 | Steve Spurrier | 1967 |
| | 23 | George Mira | 1964 |
| 6. | 21 | Jim Druckenmiller | 1997 |
| | 21 | Scott Bull | 1976 |
| | 21 | Dennis Morrison | 1975 |
| 9. | 19 | Billy Kilmer | 1961 |
| 10. | 13 | Joe Montana | 1979 |

PASSING YARDS

| No | Yds | Player | Year |
|-----|-------|-------------------|------|
| 1. | 1,327 | Tom Owen | 1974 |
| 2. | 875 | Alex Smith | 2005 |
| 3. | 621 | Earl Morrall | 1956 |
| 4. | 331 | George Mira | 1964 |
| 5. | 286 | Billy Kilmer | 1961 |
| 6. | 252 | Scott Bull | 1976 |
| 7. | 239 | Jim Druckenmiller | 1997 |
| 8. | 227 | Dennis Morrison | 1974 |
| 9. | 211 | Steve Spurrier | 1967 |
| 10. | 160 | John Brodie | 1957 |

PASSING TOUCHDOWNS

| No | TD | Player | Year |
|----|----|-------------------|------|
| 1. | 10 | Tom Owen | 1974 |
| 2. | 2 | Scott Bull | 1976 |
| | 2 | George Mira | 1964 |
| | 2 | John Brodie | 1957 |
| 5. | 1 | Alex Smith | 2005 |
| | 1 | Jim Druckenmiller | 1997 |
| | 1 | Bill Musgrave | 1991 |
| | 1 | Joe Montana | 1979 |
| | 1 | Dennis Morrison | 1974 |
| | 1 | Bob Waters | 1960 |
| | 1 | Earl Morrall | 1956 |

PASSES ATTEMPTED

| No | Att | Player | Year |
|-----|-----|-------------------|------|
| 1. | 184 | Tom Owen | 1974 |
| 2. | 165 | Alex Smith | 2005 |
| 3. | 78 | Earl Morrall | 1956 |
| 4. | 53 | George Mira | 1964 |
| 5. | 52 | Jim Druckenmiller | 1997 |
| 6. | 51 | Dennis Morrison | 1974 |
| 7. | 50 | Steve Spurrier | 1967 |
| 8. | 48 | Scott Bull | 1976 |
| 9. | 34 | Billy Kilmer | 1961 |
| 10. | 23 | Joe Montana | 1979 |

PASSES INTERCEPTED

| No | INT | Player | Year |
|-----|-----|-------------------|------|
| 1. | 15 | Tom Owen | 1974 |
| 2. | 11 | Alex Smith | 2005 |
| 3. | 7 | Steve Spurrier | 1967 |
| 4. | 6 | Earl Morrall | 1956 |
| 5. | 5 | Dennis Morrison | 1974 |
| | 5 | George Mira | 1964 |
| 7. | 4 | Jim Druckenmiller | 1997 |
| | 4 | Scott Bull | 1976 |
| | 4 | Billy Kilmer | 1961 |
| 10. | 3 | John Brodie | 1957 |

PUNT RETURNS

| No | Ret | Player | Year |
|----|-----|------------------|------|
| 1. | 47 | R.W. McQuarters | 1998 |
| 2. | 38 | Don Griffin | 1986 |
| 3. | 35 | Anthony Leonard | 1976 |
| 4. | 23 | Bruce Ellington | 2014 |
| 5. | 22 | Brandon Williams | 2006 |
| | 22 | Ralph McGill | 1997 |
| 7. | 21 | Vinny Sutherland | 2001 |
| | 21 | Joe Arenas | 1951 |

PUNT RETURN YARDS

| No | Yds | Player | Year |
|----|-----|-----------------|------|
| 1. | 406 | R.W. McQuarters | 1998 |
| 2. | 377 | Don Griffin | 1986 |
| 3. | 293 | Anthony Leonard | 1976 |
| 4. | 284 | Hugh McElhenny | 1952 |
| 5. | 272 | Joe Arenas | 1951 |
| 6. | 219 | Ralph McGill | 1972 |

PUNT RETURN TOUCHDOWNS

| No | TD | Player | Year |
|----|----|-----------------|------|
| 1. | 1 | Otis Amey | 2005 |
| | 1 | R.W. McQuarters | 1998 |
| | 1 | Don Griffin | 1986 |
| | 1 | Dana McLemore | 1982 |
| | 1 | Anthony Leonard | 1976 |
| | 1 | Manfred Moore | 1974 |
| | 1 | Hugh McElhenny | 1952 |

PUNTING ATTEMPTS

| No | Att | Player | Year |
|----|-----|-----------------------|-------------|
| 1. | 96 | Andy Lee | 2004 |
| 2. | 91 | Bradley Pinion | 2015 |
| 3. | 79 | Tom Wittum | 1973 |
| 4. | 78 | Barry Helton | 1988 |
| 5. | 77 | Jim Miller | 1980 |

PUNTING YARDS

| No | Yds | Player | Year |
|----|-------|-----------------------|-------------|
| 1. | 3,990 | Andy Lee | 2004 |
| 2. | 3,969 | Bradley Pinion | 2015 |
| 3. | 3,455 | Tom Wittum | 1973 |
| 4. | 3,152 | Jim Miller | 1980 |
| 5. | 3,069 | Barry Helton | 1988 |

PUNTING AVERAGE*

| No | Avg | Player | Year |
|----|------|-----------------------|-------------|
| 1. | 45.7 | Tommy Davis | 1959 |
| 4. | 43.7 | Tom Wittum | 1973 |
| 3. | 43.6 | Bradley Pinion | 2015 |
| 4. | 41.6 | Andy Lee | 2004 |
| 5. | 40.9 | Jim Miller | 1980 |

*minimum of 20 punts

ROOKIE SEASON RECORDS (CONT.)

KICKOFF RETURNS

| No | Ret | Player | Year |
|----|-----|------------------|------|
| 1. | 50 | Vinny Sutherland | 2001 |
| 2. | 41 | James Owens | 1979 |
| 3. | 41 | Dexter Carter | 1971 |
| 4. | 33 | Vic Washington | 1990 |
| 5. | 26 | Rasheed Marshall | 2005 |
| | 26 | Anthony Leonard | 1976 |
| 7. | 24 | Bruce Ellington | 2014 |

KICKOFF RETURN YARDS

| No | Yds | Player | Year |
|----|-------|------------------|------|
| 1. | 1,140 | Vinny Sutherland | 2001 |
| 2. | 1,002 | James Owens | 1979 |
| 3. | 858 | Vic Washington | 1971 |
| 4. | 783 | Dexter Carter | 1990 |
| 5. | 614 | Bruce Ellington | 2014 |
| 6. | 553 | Anthony Leonard | 1976 |

KICKOFF RETURN TOUCHDOWNS

| No | TD | Player | Year |
|----|----|---------------|------|
| 1. | 1 | Amos Lawrence | 1981 |
| | 1 | James Owens | 1979 |
| | 1 | Dave Williams | 1977 |

INTERCEPTIONS

| No | INT | Player | Year |
|----|-----|------------------|------|
| 1. | 7 | Ronnie Lott | 1981 |
| 2. | 6 | Tim McKyer | 1986 |
| | 6 | Dicky Moegle | 1955 |
| 4. | 5 | Kermit Alexander | 1963 |
| | 5 | Jimmy Johnson | 1961 |
| | 5 | Dave Baker | 1959 |
| | 5 | Fred Bruney | 1953 |
| | 5 | Jim Powers | 1950 |

INTERCEPTION RETURN YARDS

| No | Yds | Player | Year |
|----|-----|----------------|------|
| 1. | 138 | Alvin Randolph | 1967 |
| 2. | 117 | Ronnie Lott | 1981 |
| 3. | 116 | Jimmy Johnson | 1961 |
| 4. | 81 | Todd Shell | 1984 |
| 5. | 77 | Rex Berry | 1951 |

INTERCEPTION RETURN TOUCHDOWNS

| No | TD | Player | Year |
|----|----|-----------------------|-------------|
| 1. | 3 | Ronnie Lott | 1981 |
| 2. | 1 | Dontae Johnson | 2014 |
| | 1 | Tim McKyer | 1986 |
| | 1 | Bill Belk | 1968 |
| | 1 | Alvin Randolph | 1966 |

TOTAL TOUCHDOWNS

| No | TD | Player | Year |
|----|----|-----------------|------|
| 1. | 12 | Roger Craig | 1983 |
| 2. | 10 | Billy Kilmer | 1961 |
| | 10 | Hugh McElhenny | 1952 |
| 4. | 9 | Earl Cooper | 1980 |
| | 9 | Ken Willard | 1965 |
| | 9 | John H. Johnson | 1954 |

TOTAL POINTS

| No | Pts | Player | Year |
|----|-----|-------------|------|
| 1. | 105 | Doug Brien | 1994 |
| 2. | 103 | Wade Richey | 1997 |
| 3. | 72 | Roger Craig | 1983 |

SACKS

| No | Sacks | Player | Year |
|----|-------|----------------------------|-------------|
| 1. | 14.0 | LB Aldon Smith | 2011 |
| 2. | 12.0 | LB Charles Haley | 1986 |
| 3. | 10.5 | DT Dana Stubblefield | 1993 |
| 4. | 6.5 | DE Andre Carter | 2001 |
| 5. | 6.0 | DT DeForest Buckner | 2016 |
| | 6.0 | LB Aaron Lynch | 2014 |

ROOKIE SINGLE GAME RECORDS

RUSHING YARDS

| No | Yds | Player | Date | Opp. |
|----|-----|-----------------|----------|---------|
| 1. | 170 | Hugh McElhenny | 10/5/52 | Dal. |
| 2. | 134 | Amp Lee | 12/13/92 | Min. |
| 3. | 131 | Billy Kilmer | 10/8/61 | LA Rams |
| 4. | 125 | Vic Washington | 11/28/71 | NYJ |
| 5. | 124 | Dexter Carter | 12/17/90 | LA Rams |
| | 124 | John H. Johnson | 11/20/54 | Pit. |
| 7. | 118 | Jimmy Thomas | 12/6/69 | Chi. |
| 8. | 108 | Frank Gore | 1/1/06 | Hou. |
| 9. | 100 | Ricky Watters | 9/6/92 | NYG |

RUSHING TOUCHDOWNS

| No | TD | Player | Date | Opp. |
|----|----|---------------|----------|------|
| 1. | 4 | Billy Kilmer | 10/15/61 | Min. |
| 2. | 3 | Ricky Watters | 10/18/92 | Atl. |
| | 3 | Roger Craig | 12/4/83 | TB |

RECEPTIONS

| No | REC | Player | Date | Opp. |
|----|-----|----------------|----------|---------|
| 1. | 10 | Jerry Rice | 12/9/85 | LA Rams |
| | 10 | Earl Cooper | 9/7/80 | NO |
| 3. | 9 | Earl Cooper | 9/14/80 | StL |
| 4. | 8 | Earl Cooper | 10/26/80 | TB |
| | 8 | Earl Cooper | 10/19/80 | LA Rams |
| | 8 | Monty Stickles | 9/25/60 | NYG |

RECEIVING YARDS

| No | Yds | Player | Date | Opp. |
|----|-----|----------------|----------|---------|
| 1. | 241 | Jerry Rice | 12/9/85 | LA Rams |
| 2. | 146 | Dave Parks | 10/25/64 | Min. |
| 3. | 131 | Aaron Thomas | 11/19/61 | Chi. |
| 4. | 125 | Clyde Conner | 12/8/56 | GB |
| 5. | 123 | Monty Stickles | 9/25/60 | NYG |

TOTAL TOUCHDOWNS

| No | TD | Player | Date | Opp. |
|----|----|--------------|----------|------|
| 1. | 4 | Billy Kilmer | 10/15/61 | Min. |
| 2. | 3 | Roger Craig | 12/4/83 | TB |

PUNT RETURN YARDS

| No | Yds | Player | Date | Opp. |
|----|-----|-----------------|----------|---------|
| 1. | 141 | Anthony Leonard | 10/17/76 | NO |
| 2. | 133 | Bruce Taylor | 11/15/70 | Houston |
| 3. | 125 | Dana McLemore | 1/2/83 | LA Rams |
| 4. | 122 | Hugh McElhenny | 10/19/52 | Chi. |
| 5. | 109 | Ralph McGill | 10/29/72 | Atl. |

KICKOFF RETURN YARDS

| No | Yds | Player | Date | Opp. |
|----|-----|------------------|----------|---------|
| 1. | 179 | Vic Washington | 11/14/71 | NO |
| 2. | 172 | LaMichael James | 12/23/12 | Sea. |
| 3. | 163 | Jamal Willis | 10/15/95 | Ind. |
| 4. | 159 | Doug Cunningham | 10/22/67 | NO |
| 5. | 147 | Dana McLemore | 12/2/82 | LA Rams |
| | 147 | Vinny Sutherland | 11/18/01 | Car. |

INTERCEPTIONS

| No | INT | Player | Date | Opp. |
|----|-----|--------------------|----------|---------|
| 1. | 2 | Chris Borland | 11/16/14 | NYG |
| | 2 | Tim McKyer | 12/19/86 | LA Rams |
| | 2 | Ronnie Lott | 10/11/81 | Det. |
| | 2 | Carlton Williamson | 11/29/81 | NYG |
| | 2 | Ricky Churchman | 11/30/80 | NE |
| | 2 | Jimmy Johnson | 11/5/61 | Det. |
| | 2 | Dicky Moegle | 10/23/55 | Chi. |
| | 2 | Rex Berry | 10/21/51 | Chi. |
| | 2 | Jimmy Powers | 10/22/50 | Det. |

ROOKIE HIGHLIGHTS

LONG RUNS FROM SCRIMMAGE

| No | Yds | Player | Opp. | Date |
|----|-----|----------------|----------|----------|
| 1. | 89t | Hugh McElhenny | at Dal. | 10/5/52 |
| 2. | 82t | Hugh McElhenny | vs. Dal. | 10/26/52 |
| 3. | 75t | Jimmy Thomas | vs. Chi. | 12/6/69 |
| 4. | 74t | Dexter Carter | at Atl. | 10/14/90 |
| 5. | 72t | Frank Gore | at Was. | 10/23/05 |

LONG RECEPTIONS

| No | Yds | Player | Opp. | Date |
|----|-----|-----------------|------------|----------|
| 1. | 83t | Dave Parks | at LA Rams | 10/18/64 |
| 2. | 80t | Dave Parks | vs. Min. | 10/25/64 |
| 3. | 79t | Dave Parks | at Min. | 11/8/64 |
| 4. | 78 | Keith Henderson | vs. Atl. | 11/12/89 |
| | 78t | Carroll Hardy | vs. Det. | 10/30/55 |

LONG PUNTS

| No | Yds | Player | Opp. | Date |
|----|-----|--------------|----------|----------|
| 1. | 86 | Larry Barnes | vs. Chi. | 9/29/57 |
| 2. | 81 | Andy Lee | at TB | 11/21/04 |
| 3. | 71 | Tommy Davis | vs. Chi. | 10/25/59 |
| 4. | 70 | Chad Stanley | at Jac. | 9/12/99 |
| 5. | 65 | Jim Miller | at NYJ | 9/21/80 |

LONG PUNT RETURNS

| No | Yds | Player | Opp. | Date |
|----|-----|----------------|-------------|----------|
| 1. | 94t | Hugh McElhenny | vs. Chi. | 10/16/52 |
| 2. | 93t | Dana McLemore | vs. LA Rams | 1/2/83 |
| 3. | 88t | Manfred Moore | vs. Atl. | 11/24/74 |
| 4. | 76t | Don Griffin | vs. Atl. | 11/23/86 |
| | 76 | Bruce Taylor | at Chi. | 11/8/70 |

LONG KICKOFF RETURNS

| No | Yds | Player | Opp. | Date |
|----|-----|-----------------|-------------|----------|
| 1. | 94 | Doug Cunningham | vs. NO | 11/22/67 |
| 2. | 92t | Amos Lawrence | vs. LA Rams | 11/22/81 |
| 3. | 85t | James Owens | vs. Den. | 11/18/79 |
| 4. | 80t | Dave Williams | at Min. | 12/4/77 |
| 5. | 74 | Vic Washington | vs. NE | 10/31/71 |

LONG RETURNS OF FIELD GOAL ATTEMPTS

| No | Yds | Player | Opp. | Date |
|----|-----|----------------|---------|----------|
| 1. | 92t | Bruce Taylor | at NO | 12/13/70 |
| 2. | 62t | Johnny Jackson | at Dal. | 10/15/89 |

LONG COMPLETIONS

| No | Yds | Player | Opp. | Date |
|----|-----|--------------|----------|----------|
| 1. | 79t | George Mira | at Min. | 11/8/64 |
| 2. | 68t | Tom Owen | at Chi. | 11/17/74 |
| 3. | 53t | Tom Owen | vs. Atl. | 11/24/74 |
| 4. | 50t | Harry Sydney | vs. NO | 11/15/87 |
| | 50 | Jim Powers | at Det. | 10/8/50 |

LONG INTERCEPTION RETURNS

| No | Yds | Player | Opp. | Date |
|----|-----|----------------|----------|----------|
| 1. | 94t | Alvin Randolph | vs. Chi. | 12/11/66 |
| 2. | 70t | Jason Webster | vs. Atl. | 11/19/00 |
| | 70 | Bruce Taylor | vs. GB | 11/1/70 |
| 4. | 63 | Jimmy Johnson | vs. GB | 12/10/61 |
| 5. | 53t | Todd Shell | at NO | 11/25/84 |

LONG FIELD GOALS

| No | Yds | Player | Opp. | Date |
|----|-----|------------------|------------|----------|
| 1. | 54 | Steve Mike-Mayer | at LA Rams | 11/9/75 |
| 2. | 52 | Jose Cortez | vs. StL | 9/23/01 |
| 3. | 49 | Jose Cortez | at NYJ | 10/1/01 |
| 4. | 48 | Doug Brien | at NO | 11/28/94 |
| 5. | 47 | Doug Brien | at LA Rams | 9/18/94 |

LONG FUMBLE RETURNS

| No | Yds | Player | Opp. | Date |
|----|-----|-----------------|------------|----------|
| 1. | 75t | Derrick Johnson | at Arz. | 10/2/05 |
| 2. | 34 | Eric Davis | at LA Rams | 12/17/90 |
| 3. | 18 | Ed Pine | at Min. | 12/2/62 |
| 4. | 17 | Jamie Winborn | at NO | 1/6/02 |
| 5. | 16 | Jack Capple | vs. Min. | 10/24/65 |

100-YARD RUSHING GAMES

| Player | Game(s) | Yards (Att-Lg-TD) |
|--------------------|--------------------------|-------------------|
| 1. Hugh McElhenny | at Dal. Texans (10/5/52) | 170 (7-89t-1) |
| 2. Joe Perry** | vs. Bal. (10/29/50) | 142 (16-49-0) |
| 3. Joe Perry** | vs. GB (12/10/50) | 135 (9-78t-1) |
| 4. Amp Lee | at Min. (12/13/92) | 134 (23-43-1) |
| 5. Billy Kilmer | vs. LA Rams (10/8/61) | 131 (19-26-2) |
| 6. Vic Washington | at NYJ (11/28/71) | 125 (27-20-1) |
| 7. Dexter Carter | at LA Rams (12/17/90) | 124 (13-74t-1) |
| John Henry Johnson | at Pit. (11/20/54) | 124 (17-24t-1) |
| 9. Jimmy Thomas | vs. Chi. (12/6/69) | 118 (6-75t-1) |
| 10. Billy Kilmer | at Min. (10/15/61) | 115 (20-21-4) |
| 11. Ken Willard | at Min. (11/28/65) | 113 (18-21-0) |
| 12. Frank Gore | vs. Hou. (1/1/06) | 108 (25-28-0) |
| Joe Arenas | vs. GB (12/9/51) | 108 (12-14-2) |
| 14. Billy Kilmer | at Det. (10/1/61) | 103 (16-31-2) |
| Hugh McElhenny | at Chi. (10/19/52) | 103 (12-25t-2) |

**Player who was in his 1st NFL season, but had previous pro experience.

100-YARD RECEIVING GAMES

| Player | Game(s) | Yards (Rec-TD) |
|-------------------|-----------------------|----------------|
| 1. Jerry Rice | vs. LA Rams (12/9/85) | 241 (10-1) |
| 2. Dave Parks | vs. Min. (10/25/64) | 146 (5-1) |
| 3. Aaron Thomas | vs. Chi. (11/19/61) | 131 (3-2) |
| 4. Clyde Conner | vs. GB (12/8/56) | 125 (7-1) |
| 5. Monty Stickles | vs. NYG (9/25/60) | 123 (8-0) |
| 6. Carroll Hardy | at GB (11/20/55) | 122 (4-2) |
| 7. Bernie Casey | vs. GB (12/10/61) | 118 (5-1) |
| Hugh McElhenny | at NYG (11/9/52) | 118 (4-0) |
| 9. Dave Parks | at LA Rams (10/18/64) | 112 (3-1) |
| 10. Jerry Rice | vs. Dal. (12/22/85) | 111 (7-0) |
| 11. Terrell Owens | vs. Car. (12/8/96) | 110 (5-1) |
| 12. J.J. Stokes | at Atl. (12/24/95) | 106 (5-1) |
| Alyn Beals** | vs. LA Rams (10/1/50) | 106 (7-0) |
| 14. Don Lisbon | vs. Dal. (11/10/63) | 102 (5-2) |
| Alex Loyd | at Cle. (11/12/50) | 102 (5-0) |

**Player who was in his 1st NFL season, but had previous pro experience.

CAREER 100/300 YARD GAMES

CAREER 100-YARD RUSHING GAMES

| No | Player | W-L-T |
|------------|--------------------|-----------------|
| 39 | Frank Gore | 31-8-0 |
| 20 | Joe Perry | 16-4-0 |
| 16 | Garrison Hearst | 15-1-0 |
| 14 | Roger Craig | 11-3-0 |
| 12 | Hugh McElhenny | 8-4-0 |
| 12 | J.D. Smith | 7-5-0 |
| 10 | Wendell Tyler | 8-2-0 |
| 10 | Delvin Williams | 5-5-0 |
| 9 | Ricky Watters | 8-1-0 |
| 9 | Ken Willard | 5-3-1 |
| 6 | Charlie Garner | 3-3-0 |
| 5 | Kevan Barlow | 2-3-0 |
| 4 | Billy Kilmer | 4-0-0 |
| 3 | Wilbur Jackson | 2-1-0 |
| 3 | Paul Hofer | 0-3-0 |
| 3 | Carlos Hyde | 1-2-0 |
| 2 | Joe Cribbs | 2-0-0 |
| 2 | Larry Schreiber | 2-0-0 |
| 2 | Maurice Hicks | 2-0-0 |
| 2 | C.R. Roberts | 2-0-0 |
| 2 | Colin Kaepernick | 0-2-0 |
| 1 | Joe Arenas | 1-0-0 |
| 1 | Dexter Carter | 1-0-0 |
| 1 | Lenvil Elliott | 1-0-0 |
| 1 | Keith Henderson | 1-0-0 |
| 1 | John Henry Johnson | 1-0-0 |
| 1 | Terry Kirby | 1-0-0 |
| 1 | Amp Lee | 1-0-0 |
| 1 | Gary Lewis | 1-0-0 |
| 1 | Verl Lillywhite | 1-0-0 |
| 1 | Lawrence Phillips | 1-0-0 |
| 1 | Jimmy Thomas | 1-0-0 |
| 1 | Vic Washington | 1-0-0 |
| 1 | Brian Westbrook | 1-0-0 |
| 1 | O.J. Simpson | 0-1-0 |
| 1 | Steve Young | 0-1-0 |
| 200 | | 147-52-1 |

CAREER 300-YARD PASSING GAMES

| No | Player | W-L-T |
|------------|------------------|----------------|
| 35 | Joe Montana | 26-9-0 |
| 28 | Steve Young | 21-7-0 |
| 14 | Jeff Garcia | 5-9-0 |
| 6 | John Brodie | 4-1-1 |
| 6 | Colin Kaepernick | 4-2-0 |
| 5 | Y.A. Tittle | 4-1-0 |
| 5 | Steve DeBerg | 0-5-0 |
| 3 | Elvis Grbac | 2-1-0 |
| 3 | Alex Smith | 1-2-0 |
| 2 | Steve Bono | 2-0-0 |
| 2 | Blaine Gabbert | 1-1-0 |
| 2 | Jeff Kemp | 1-1-0 |
| 2 | Steve Spurrier | 0-2-0 |
| 1 | Troy Smith | 1-0-0 |
| 1 | Tim Rattay | 1-0-0 |
| 1 | George Mira | 1-0-0 |
| 1 | Tom Owen | 1-0-0 |
| 1 | J.T. O'Sullivan | 1-0-0 |
| 1 | Shaun Hill | 0-1-0 |
| 1 | Mike Moroski | 0-1-0 |
| 120 | | 76-43-1 |

CAREER 100-YARD RECEIVING GAMES

| No | Player | W-L-T |
|------------|------------------|------------------|
| 66 | Jerry Rice | 46-20-0 |
| 25 | Terrell Owens | 15-10-0 |
| 17 | Gene Washington | 11-5-1 |
| 16 | Dwight Clark | 11-5-0 |
| 12 | John Taylor | 10-2-0 |
| 11 | Freddie Solomon | 5-6-0 |
| 11 | Dave Parks | 2-8-1 |
| 10 | Gordie Soltau | 5-5-0 |
| 10 | Billy Wilson | 4-4-2 |
| 10 | Bernie Casey | 3-5-2 |
| 9 | Vernon Davis | 4-5-0 |
| 8 | R.C. Owens | 5-2-1 |
| 8 | Michael Crabtree | 5-3-0 |
| 5 | Monty Stickles | 3-2-0 |
| 5 | Anquan Boldin | 4-1-0 |
| 4 | Paul Hofer | 2-2-0 |
| 4 | J.J. Stokes | 2-2-0 |
| 3 | Garrison Hearst | 2-1-0 |
| 3 | Dick Witcher | 2-1-0 |
| 3 | Clifton McNeil | 1-2-0 |
| 3 | Ted Kwalick | 0-2-1 |
| 3 | Brandon Lloyd | 0-3-0 |
| 2 | Clyde Conner | 2-0-0 |
| 2 | Roger Craig | 2-0-0 |
| 2 | J.R. Boone | 1-1-0 |
| 2 | Isaac Bruce | 1-1-0 |
| 2 | Antonio Bryant | 1-1-0 |
| 2 | John David Crow | 1-1-0 |
| 2 | Eric Johnson | 1-1-0 |
| 2 | Hugh McElhenny | 1-1-0 |
| 1 | Danny Abramowicz | 1-0-0 |
| 1 | Jimmy Johnson | 1-0-0 |
| 1 | Brent Jones | 1-0-0 |
| 1 | Don Lisbon | 1-0-0 |
| 1 | Willie McGee | 1-0-0 |
| 1 | Jeff Moore | 1-0-0 |
| 1 | Renaldo Nehemiah | 1-0-0 |
| 1 | Ted Popson | 1-0-0 |
| 1 | Tom Rathman | 1-0-0 |
| 1 | J.D. Smith | 1-0-0 |
| 1 | Aaron Thomas | 1-0-0 |
| 1 | Ricky Watters | 1-0-0 |
| 1 | Mike Wilson | 1-0-0 |
| 1 | Arnaz Battle | 0-1-0 |
| 1 | Alyn Beals | 0-1-0 |
| 1 | Jimmy Cason | 0-1-0 |
| 1 | Curtis Conway | 0-1-0 |
| 1 | Charlie Garner | 0-1-0 |
| 1 | Frank Gore | 0-1-0 |
| 1 | Carroll Hardy | 0-1-0 |
| 1 | Jeremy Kerley | 0-1-0 |
| 1 | Alex Loyd | 0-1-0 |
| 1 | Joshua Morgan | 0-1-0 |
| 1 | Quinton Patton | 0-1-0 |
| 1 | Joe Perry | 0-1-0 |
| 1 | Mike Sherrard | 0-1-0 |
| 1 | Torrey Smith | 0-1-0 |
| 1 | Jimmy Thomas | 0-1-0 |
| 1 | Cedrick Wilson | 0-1-0 |
| 291 | | 165-118-8 |

49ERS 300-YARD PASSERS

| | |
|----------------------------------|---------------------|
| 398 – Colin Kaepernick vs. NO | 11/6/16 (24 of 39) |
| 354 – Blaine Gabbert vs. StL | 1/3/16 (28 of 44) |
| 318 – Blaine Gabbert vs. Arz. | 11/29/15 (25 of 36) |
| 340 – Colin Kaepernick vs. Bal. | 10/18/15 (16 of 27) |
| 335 – Colin Kaepernick at Pit. | 9/20/15 (33 of 46) |
| 343 – Colin Kaepernick at StL | 10/13/14 (22 of 36) |
| 310 – Colin Kaepernick at Arz. | 12/29/13 (21 of 34) |
| 412 – Colin Kaepernick vs. GB | 9/8/13 (27 of 39) |
| 303 – Alex Smith vs. Buf. | 10/7/12 (18 of 24) |
| 356 – Troy Smith vs. StL | 11/14/10 (17 of 28) |
| 309 – Alex Smith vs. Phi. | 10/10/10 (25 of 39) |
| 310 – Alex Smith at Sea. | 12/6/09 (27 of 45) |
| 303 – Shaun Hill at Dal. | 11/23/08 (21 of 33) |
| 321 – J.T. O’Sullivan at Sea. | 9/14/08 (20 of 32) |
| 417 – Tim Rattay vs. Arz. | 10/10/04 (38 of 57) |
| 344 – Jeff Garcia at Cin. | 12/14/03 (26 of 33) |
| 337 – Jeff Garcia at SD | 11/17/02 (25 of 43) |
| 305 – Jeff Garcia at Car. | 11/18/01 (34 of 54) |
| 332 – Jeff Garcia at Atl. | 10/14/01 (27 of 41) |
| 335 – Jeff Garcia vs. Atl. | 9/9/01 (26 of 40) |
| 402 – Jeff Garcia vs. Chi. | 12/17/00 (36 of 44) |
| 305 – Jeff Garcia vs. NO | 12/10/00 (25 of 38) |
| 323 – Jeff Garcia at SD | 12/3/00 (18 of 32) |
| 307 – Jeff Garcia at Car. | 10/22/00 (25 of 39) |
| 336 – Jeff Garcia at GB | 10/15/00 (27 of 42) |
| 336 – Jeff Garcia vs. Oak. | 10/8/00 (28 of 41) |
| 373 – Jeff Garcia at Atl. | 1/3/00 (26 of 34) |
| 303 – Jeff Garcia at Car. | 12/18/99 (29 of 46) |
| 437 – Jeff Garcia at Cin. | 12/5/99 (33 of 49) |
| 342 – Steve Young at Atl. | 11/15/98 (21 of 40) |
| 331 – Steve Young vs. Ind. | 10/18/98 (33 of 51) |
| 309 – Steve Young at NO | 10/11/98 (21 of 40) |
| 329 – Steve Young at Buf. | 10/4/98 (23 of 38) |
| 387 – Steve Young vs. Atl. | 9/27/98 (28 of 39) |
| 303 – Steve Young at Was. | 9/14/98 (21 of 32) |
| 363 – Steve Young vs. NYJ | 9/6/98 (26 of 46) |
| 336 – Steve Young vs. Atl. | 9/21/97 (17 of 24) |
| 393 – Steve Young vs. Car. | 12/8/96 (27 of 41) |
| 316 – Steve Young at Atl. | 12/24/95 (31 of 44) |
| 425 – Steve Young vs. Min. | 12/18/95 (30 of 49) |
| 336 – Steve Young at Car. | 12/10/95 (31 of 45) |
| 382 – Elvis Grbac at Mia. | 11/20/95 (31 of 41) |
| 305 – Elvis Grbac at Dal. | 11/12/95 (20 of 30) |
| 327 – Elvis Grbac at Car. | 11/5/95 (26 of 37) |
| 348 – Steve Young at Det. | 9/25/95 (27 of 44) |
| 331 – Steve Young vs. Atl. | 9/10/95 (27 of 40) |
| 350 – Steve Young vs. Den. | 12/17/94 (20 of 29) |
| 304 – Steve Young at SD | 12/11/94 (25 of 32) |
| 325 – Steve Young vs. LA Rams | 11/20/94 (30 of 44) |
| 355 – Steve Young at LA Rams | 9/18/94 (31 of 39) |
| 308 – Steve Young vs. LA Raiders | 9/5/94 (19 of 32) |
| 354 – Steve Young at Det. | 12/19/93 (17 of 23) |
| 462 – Steve Young at LA Rams | 11/28/93 (26 of 32) |
| 311 – Steve Young at TB | 11/14/93 (23 of 29) |
| 342 – Steve Young vs. Phi. | 11/29/92 (24 of 35) |
| 399 – Steve Young vs. Atl. | 10/18/92 (18 of 28) |
| 449 – Steve Young vs. Buf. | 9/13/92 (26 of 37) |
| 338 – Steve Young vs. Chi. | 12/23/91 (21 of 32) |
| 347 – Steve Bono vs. NO | 12/1/91 (27 of 41) |
| 306 – Steve Bono at LA Rams | 11/25/91 (18 of 33) |

| | |
|-------------------------------------|---------------------|
| 348 – Steve Young vs. Atl. | 10/13/91 (22 of 38) |
| 348 – Steve Young vs. SD | 9/8/91 (26 of 36) |
| 411 – Joe Montana at GB | 11/4/90 (25 of 40) |
| 476 – Joe Montana at Atl. | 10/14/90 (32 of 49) |
| 318 – Joe Montana at Hou. | 10/7/90 (20 of 28) |
| 398 – Joe Montana vs. Atl. | 9/23/90 (24 of 36) |
| 390 – Joe Montana vs. Was. | 9/16/90 (29 of 44) |
| 458 – Joe Montana at LA Rams | 12/11/89 (30 of 42) |
| 325 – Joe Montana vs. GB | 11/19/89 (30 of 42) |
| 302 – Joe Montana vs. NO | 11/6/89 (22 of 31) |
| 428 – Joe Montana at Phi. | 9/24/89 (25 of 34) |
| 302 – Joe Montana at Sea. | 9/25/88 (20 of 29) |
| 343 – Joe Montana vs. Atl. | 9/18/88 (32 of 48) |
| 308 – Joe Montana at GB | 12/6/87 (26 of 35) |
| 342 – Joe Montana vs. Cle. | 11/29/87 (23 of 31) |
| 304 – Joe Montana at TB | 11/22/87 (29 of 45) |
| 334 – Joe Montana vs. StL Cardinals | 10/18/87 (31 of 39) |
| 316 – Joe Montana at Pit. | 9/13/87 (34 of 49) |
| 441 – Joe Montana at Was. | 11/17/86 (33 of 60) |
| 332 – Mike Moroski at NO | 11/2/86 (23 of 40) |
| 359 – Jeff Kemp vs. Min. | 10/12/86 (23 of 42) |
| 332 – Jeff Kemp vs NO | 9/21/86 (29 of 44) |
| 356 – Joe Montana at TB | 9/7/86 (32 of 46) |
| 322 – Joe Montana vs. Dal. | 12/22/85 (24 of 34) |
| 354 – Joe Montana at NO | 12/15/85 (25 of 38) |
| 328 – Joe Montana vs. LA Rams | 12/9/85 (26 of 36) |
| 306 – Joe Montana at LA Rams | 10/27/85 (22 of 30) |
| 429 – Joe Montana at Atl. | 10/6/85 (37 of 57) |
| 301 – Joe Montana vs. Cin. | 11/4/84 (27 of 42) |
| 365 – Joe Montana at LA Rams | 10/28/84 (21 of 31) |
| 353 – Joe Montana at Hou. | 10/21/84 (25 of 35) |
| 381 – Joe Montana vs. Was. | 9/10/84 (24 of 40) |
| 358 – Joe Montana at LA Rams | 10/23/83 (25 of 39) |
| 316 – Joe Montana vs. LA Rams | 10/9/83 (28 of 42) |
| 341 – Joe Montana at StL Cardinals | 9/18/83 (20 of 32) |
| 356 – Joe Montana vs. SD | 12/11/82 (31 of 46) |
| 305 – Joe Montana vs. LA Rams | 12/2/82 (26 of 37) |
| 334 – Joe Montana vs. NO | 11/28/82 (27 of 42) |
| 408 – Joe Montana at StL Cardinals | 11/21/82 (26 of 39) |
| 336 – Joe Montana at Den. | 9/19/82 (26 of 37) |
| 345 – Steve DeBerg at Atl. | 9/28/80 (32 of 51) |
| 345 – Steve DeBerg vs. Atl. | 12/16/79 (29 of 54) |
| 348 – Steve DeBerg vs. Chi. Bears | 10/28/79 (26 of 41) |
| 306 – Steve DeBerg vs. Sea. | 10/7/79 (31 of 40) |
| 321 – Steve DeBerg at Hou. | 9/17/78 (20 to 32) |
| 316 – Tom Owen at Chi. | 11/17/74 (15 of 26) |
| 320 – Steve Spurrier vs. Min. | 10/14/73 (31 of 48) |
| 315 – Steve Spurrier at GB | 11/5/72 (19 of 37) |
| 317 – John Brodie at Chi. | 11/8/70 (21 of 28) |
| 356 – John Brodie at LAN | 11/9/69 (25 of 42) |
| 301 – John Brodie vs. GB | 12/1/68 (24 of 39) |
| 324 – George Mira at Atl. | 12/10/67 (20 of 34) |
| 327 – John Brodie at Chi. | 11/13/66 (28 of 54) |
| 328 – John Brodie vs. GB | 12/10/61 (19 of 29) |
| 322 – John Brodie vs. Chi. | 11/19/61 (11 of 19) |
| 316 – Y.A. Tittle at Det. | 10/16/55 (15 of 31) |
| 371 – Y.A. Tittle vs. Bal. | 12/13/53 (29 of 44) |
| 301 – Y.A. Tittle at LA Rams | 11/8/53 (18 of 32) |
| 304 – Y.A. Tittle vs. Chi. | 11/1/53 (25 of 43) |
| 341 – Y.A. Tittle at NYG | 11/9/52 (16 of 29) |

49ERS 100-YARD RUSHERS SINCE 1970

| | | | |
|------------------------------------|------------------------------|---------------------------------|-----------------------|
| 193 – Carlos Hyde vs. NYJ | 12/11/16 (17 carries) | 103 – Garrison Hearst vs. Mia. | 12/16/01 (26 carries) |
| 113 – Colin Kaepernick vs. Mia. | 11/27/16 (10 carries) | 124 – Garrison Hearst vs. Buf | 12/2/01 (25 carries) |
| 102 – Carlos Hyde at Sea. | 9/25/16 (21 carries) | 106 – Garrison Hearst at Ind. | 11/25/01 (12 carries) |
| 168 – Carlos Hyde vs. Min. | 9/14/15 (26 carries) | 145 – Garrison Hearst vs. NO | 11/11/01 (17 carries) |
| 144 – Frank Gore vs. Arz. | 12/28/14 (25 carries) | 102 – Charlie Garner vs. KC | 11/12/00 (25 carries) |
| 158 – Frank Gore vs. SD | 12/20/14 (26 carries) | 109 – Charlie Garner vs. Oak. | 10/8/00 (24 carries) |
| 151 – Colin Kaepernick vs. SD | 12/20/14 (7 carries) | 201 – Charlie Garner at Dal. | 9/24/00 (36 carries) |
| 107 – Frank Gore vs. KC | 10/5/14 (18 carries) | 129 – Charlie Garner vs. Was | 12/26/99 (16 carries) |
| 119 – Frank Gore vs. Phi. | 9/28/14 (24 carries) | 107 – Charlie Garner vs. Atl. | 12/12/99 (26 carries) |
| 110 – Frank Gore vs. Sea. | 12/8/13 (17 carries) | 166 – Charlie Garner vs. Pit | 11/7/99 (20 carries) |
| 101 – Frank Gore vs. Arz. | 10/13/13 (25 carries) | 102 – Lawrence Phillips at Arz. | 9/27/99 (9 carries) |
| 153 – Frank Gore at StL | 9/26/13 (20 carries) | 107 – Garrison Hearst at NE | 12/20/98 (27 carries) |
| 131 – Frank Gore vs. Sea. | 10/18/12 (16 carries) | 198 – Garrison Hearst vs. Det. | 12/14/98 (24 carries) |
| 106 – Frank Gore vs. Buf. | 10/7/12 (14 carries) | 139 – Garrison Hearst at Car. | 12/6/98 (20 carries) |
| 112 – Frank Gore at GB | 9/9/12 (16 carries) | 166 – Garrison Hearst vs. NYG | 11/30/98 (20 carries) |
| 107 – Frank Gore at Was. | 11/6/11 (19 carries) | 138 – Garrison Hearst at Was | 9/14/98 (22 carries) |
| 134 – Frank Gore vs. Cle. | 10/30/11 (31 carries) | 187 – Garrison Hearst vs. NYJ | 9/6/98 (20 carries) |
| 141 – Frank Gore at Det. | 10/16/11 (15 carries) | 104 – Garrison Hearst vs. Dal. | 11/2/97 (22 carries) |
| 125 – Frank Gore vs. TB | 10/9/11 (20 carries) | 105 – Garrison Hearst at Atl. | 10/19/97 (18 carries) |
| 127 – Frank Gore at Phi. | 10/2/11 (15 carries) | 141 – Garrison Hearst at Car. | 9/29/97 (28 carries) |
| 136 – Brian Westbrook at Arz. | 11/29/10 (23 carries) | 105 – Terry Kirby at Atl. | 12/2/96 (12 carries) |
| 118 – Frank Gore vs. Den. (London) | 10/31/10 (29 carries) | 105 – Ricky Watters at NO | 11/28/94 (26 carries) |
| 102 – Frank Gore at Car. | 10/24/10 (19 carries) | 103 – Ricky Watters vs. TB | 10/23/94 (14 carries) |
| 149 – Frank Gore vs. Oak. | 10/17/10 (25 carries) | 116 – Ricky Watters vs. NO | 11/22/93 (16 carries) |
| 112 – Frank Gore vs. NO | 9/20/10 (20 carries) | 135 – Ricky Watters at NO | 9/26/93 (25 carries) |
| 107 – Frank Gore at StL | 1/3/10 (23 carries) | 112 – Ricky Watters vs. Atl. | 9/19/93 (19 carries) |
| 107 – Frank Gore at Phi. | 12/20/09 (16 carries) | 134 – Amp Lee at Min. | 12/13/92 (23 carries) |
| 167 – Frank Gore vs. Arz. | 12/14/09 (25 carries) | 163 – Ricky Watters at LA Rams | 11/22/92 (26 carries) |
| 104 – Frank Gore vs. Chi. | 11/12/09 (25 carries) | 115 – Ricky Watters vs. NO | 11/15/92 (21 carries) |
| 207 – Frank Gore vs. Sea. | 9/20/09 (16 carries) | 104 – Ricky Watters at NE | 10/11/92 (19 carries) |
| 106 – Frank Gore vs. StL | 11/16/08 (18 carries) | 100 – Ricky Watters at NYG | 9/6/92 (13 carries) |
| 101 – Frank Gore vs. Phi. | 10/12/08 (19 carries) | 104 – Keith Henderson vs. Det. | 10/20/91 (20 carries) |
| 130 – Frank Gore vs. Det. | 9/21/08 (27 carries) | 102 – Steve Young vs. NO | 12/23/90 (8 carries) |
| 138 – Frank Gore vs. Cin. | 12/15/07 (29 carries) | 124 – Dexter Carter at LA Rams | 12/17/90 (13 carries) |
| 116 – Frank Gore at Arz. | 11/25/07 (21 carries) | 105 – Roger Craig vs. Buf. | 12/17/89 (25 carries) |
| 153 – Frank Gore at Den. | 12/31/06 (31 carries) | 109 – Roger Craig vs. Atl. | 11/12/89 (17 carries) |
| 144 – Frank Gore at Sea. | 12/14/06 (29 carries) | 131 – Roger Craig at Ind. | 9/10/89 (24 carries) |
| 130 – Frank Gore vs. GB | 12/10/06 (18 carries) | 115 – Roger Craig vs. NO | 12/11/88 (22 carries) |
| 134 – Frank Gore at StL | 11/26/06 (21 carries) | 103 – Roger Craig at Atl. | 12/4/88 (23 carries) |
| 212 – Frank Gore vs. Sea. | 11/19/06 (24 carries) | 162 – Roger Craig at Phx. | 11/6/88 (26 carries) |
| 159 – Frank Gore at Det. | 11/12/06 (22 carries) | 190 – Roger Craig at LA Rams | 10/16/88 (22 carries) |
| 111 – Frank Gore at Chi. | 10/29/06 (12 carries) | 143 – Roger Craig vs. Den. | 10/9/88 (26 carries) |
| 134 – Frank Gore vs. Oak. | 10/8/06 (27 carries) | 107 – Roger Craig at Sea. | 9/25/88 (21 carries) |
| 127 – Frank Gore vs. StL | 9/17/06 (29 carries) | 110 – Roger Craig at NYG | 9/11/88 (18 carries) |
| 108 – Frank Gore vs. Hou | 1/1/06 (25 carries) | 104 – Roger Craig at LA Rams | 11/1/87 (23 carries) |
| 109 – Maurice Hicks at StL | 12/24/05 (10 carries) | 107 – Joe Cribbs at NE | 12/14/86 (23 carries) |
| 101 – Kevan Barlow vs. TB | 10/30/05 (26 carries) | 101 – Roger Craig vs. Atl. | 11/23/86 (17 carries) |
| 103 – Kevan Barlow at NE | 1/2/05 (25 carries) | 105 – Joe Cribbs vs. StL | 11/9/86 (21 carries) |
| 139 – Maurice Hicks at Arz. | 12/12/04 (34 carries) | 111 – Wendell Tyler vs. KC | 11/17/85 (16 carries) |
| 114 – Kevan Barlow at NO | 9/19/04 (20 carries) | 117 – Roger Craig at Den. | 11/11/85 (22 carries) |
| 154 – Kevan Barlow at Phi. | 12/21/03 (30 carries) | 107 – Wendell Tyler at Det. | 10/20/85 (16 carries) |
| 154 – Kevan Barlow vs. Arz. | 12/7/03 (18 carries) | 107 – Roger Craig vs. Atl. | 9/15/85 (11 carries) |
| 117 – Garrison Hearst vs. TB | 10/19/03 (20 carries) | 125 – Wendell Tyler at Min. | 9/8/85 (21 carries) |
| 124 – Garrison Hearst vs. Sea. | 12/1/02 (31 carries) | 117 – Wendell Tyler at NO | 11/25/84 (15 carries) |
| 116 – Garrison Hearst vs. StL | 10/6/02 (13 carries) | 108 – Wendell Tyler at Hou. | 10/21/84 (23 carries) |

49ERS 100-YARD RUSHERS SINCE 1970 (CONT.)

| | |
|--------------------------------|-----------------------|
| 101 – Wendell Tyler at NYG | 10/8/84 (14 carries) |
| 113 – Wendell Tyler at Phi. | 9/23/84 (21 carries) |
| 102 – Wendell Tyler vs. TB | 12/4/83 (16 carries) |
| 108 – Wendell Tyler at StL | 9/18/83 (18 carries) |
| 107 – Wendell Tyler at Min. | 9/8/83 (19 carries) |
| 125 – Lenvil Elliot vs. NO | 12/7/80 (20 carries) |
| 147 – Paul Hofer at NO | 11/11/79 (17 carries) |
| 106 – Paul Hofer at Oak. | 11/4/79 (13 carries) |
| 104 – Paul Hofer vs. LA Rams | 11/19/78 (20 carries) |
| 108 – O.J. Simpson vs. Chi. | 9/10/78 (27 carries) |
| 107 – Delvin Williams at Min. | 12/4/77 (27 carries) |
| 190 – Wilbur Jackson vs. NO | 11/27/77 (16 carries) |
| 123 – Wilbur Jackson at NO | 11/13/77 (22 carries) |
| 110 – Delvin Williams at NO | 11/13/77 (25 carries) |
| 106 – Delvin Williams vs. Det. | 10/23/77 (27 carries) |

| | |
|--|-----------------------|
| 104 – Delvin Williams at SD | 12/5/76 (26 carries) |
| 156 – Wilbur Jackson vs. Min. | 11/29/76 (30 carries) |
| 153 – Delvin Williams vs. Min. | 11/29/76 (20 carries) |
| 180 – Delvin Williams vs. Was. | 11/7/76 (23 carries) |
| 194 – Delvin Williams at StL Cardinals | 10/31/76 (34 carries) |
| 121 – Delvin Williams at GB | 9/12/76 (25 carries) |
| 104 – Delvin Williams at Atl. | 12/14/75 (10 carries) |
| 106 – Delvin Williams vs. Chi. | 11/16/75 (12 carries) |
| 106 – Larry Schreiber vs. Atl. | 11/24/74 (20 carries) |
| 117 – Ken Willard vs. Phi. | 12/2/73 (15 carries) |
| 104 – Larry Schreiber vs. Bal. | 11/12/72 (17 carries) |
| 125 – Vic Washington at NYJ | 11/28/71 (27 carries) |
| 129 – Ken Willard at NYJ | 11/28/71 (15 carries) |
| 105 – Ken Willard vs. Cle. | 9/27/70 (22 carries) |

49ERS 100-YARD RECEIVERS SINCE 1970

| | | | |
|---------------------------------|-----------------------|---------------------------------|-----------------------|
| 106 – Quinton Patton vs. NO | 11/6/16 (6 catches) | 143 – Jerry Rice at Atl. | 1/3/00 (6 catches) |
| 102 – Jeremy Kerley vs. Arz. | 10/6/16 (8 catches) | 130 – J.J. Stokes at Atl. | 1/3/00 (5 catches) |
| 102 – Anquan Boldin vs. Bal. | 10/18/15 (5 catches) | 157 – Jerry Rice at Cin. | 12/5/99 (9 catches) |
| 107 – Anquan Boldin at NYG | 10/11/15 (8 catches) | 145 – Terrell Owens at Cin. | 12/5/99 (9 catches) |
| 120 – Torrey Smith at Pit. | 9/20/15 (6 catches) | 120 – Terrell Owens vs. StL | 11/21/99 (6 catches) |
| 137 – Anquan Boldin vs. Was. | 11/23/14 (9 catches) | 115 – Jerry Rice at NE | 12/20/98 (5 catches) |
| 103 – Stevie Johnson at Arz. | 9/21/14 (9 catches) | 140 – Terrell Owens vs. NYG | 11/30/98 (5 catches) |
| 149 – Anquan Boldin at Arz. | 12/29/13 (9 catches) | 103 – Garrison Hearst vs. NO | 11/22/98 (4 catches) |
| 102 – Michael Crabtree vs. Atl. | 12/23/13 (5 catches) | 169 – Jerry Rice at Atl. | 11/15/98 (10 catches) |
| 180 – Vernon Davis vs. Arz. | 10/13/13 (8 catches) | 120 – Terrell Owens at StL | 10/25/98 (5 catches) |
| 208 – Anquan Boldin vs. GB | 9/8/13 (13 catches) | 110 – J.J. Stokes vs. Ind. | 10/18/98 (9 catches) |
| 172 – Michael Crabtree vs. Arz. | 12/30/12 (8 catches) | 162 – Jerry Rice vs. Atl. | 9/27/98 (8 catches) |
| 107 – Michael Crabtree at NE | 12/16/12 (7 catches) | 105 – Garrison Hearst vs. Atl. | 9/27/98 (4 catches) |
| 101 – Michael Crabtree at StL | 12/2/12 (7 catches) | 111 – J.J. Stokes vs. NYJ | 9/6/98 (7 catches) |
| 113 – Michael Crabtree vs. Buf. | 10/7/12 (6 catches) | 129 – Jerry Rice vs. Car. | 12/8/98 (10 catches) |
| 106 – Vernon Davis vs. Buf. | 10/7/12 (5 catches) | 110 – Terrell Owens vs. Car. | 12/8/98 (5 catches) |
| 118 – Vernon Davis at StL | 1/1/12 (8 catches) | 116 – Ted Popson vs. Cin. | 10/20/96 (8 catches) |
| 120 – Michael Crabtree vs. Arz. | 11/20/11 (7 catches) | 108 – Jerry Rice at StL | 10/6/96 (7 catches) |
| 114 – Vernon Davis at Cin. | 9/25/11 (8 catches) | 127 – Jerry Rice at Car. | 9/22/96 (10 catches) |
| 122 – Michael Crabtree at StL | 12/26/10 (6 catches) | 153 – Jerry Rice at Atl. | 12/24/95 (12 catches) |
| 106 – Joshua Morgan at SD | 12/16/10 (7 catches) | 106 – J.J. Stokes at Atl. | 12/24/95 (5 catches) |
| 126 – Vernon Davis at GB | 12/5/10 (4 catches) | 289 – Jerry Rice vs. Min. | 12/18/95 (14 catches) |
| 105 – Michael Crabtree vs. Phi. | 10/10/10 (9 catches) | 121 – Jerry Rice at Car. | 12/10/95 (6 catches) |
| 104 – Vernon Davis vs. Phi. | 10/10/10 (5 catches) | 149 – Jerry Rice at Mia. | 11/20/95 (8 catches) |
| 102 – Frank Gore at KC | 9/26/10 (9 catches) | 161 – Jerry Rice at Dal. | 11/12/95 (5 catches) |
| 111 – Vernon Davis at Sea. | 12/6/09 (6 catches) | 111 – Jerry Rice vs. Car. | 11/5/95 (8 catches) |
| 108 – Vernon Davis at GB | 11/22/09 (6 catches) | 108 – Jerry Rice vs. NO | 10/29/95 (8 catches) |
| 102 – Vernon Davis vs. Ten. | 11/8/09 (10 catches) | 181 – Jerry Rice at Det. | 9/25/95 (11 catches) |
| 125 – Isaac Bruce at Dal. | 11/23/08 (8 catches) | 167 – Jerry Rice vs. Atl. | 9/10/95 (11 catches) |
| 120 – Arnaz Battle at NO | 9/28/08 (7 catches) | 121 – Jerry Rice vs. Den. | 12/17/94 (9 catches) |
| 153 – Isaac Bruce at Sea. | 9/14/08 (4 catches) | 106 – Rickey Watters vs. Den. | 12/17/94 (4 catches) |
| 131 – Antonio Bryant vs. StL | 9/17/06 (4 catches) | 144 – Jerry Rice at SD | 12/11/94 (12 catches) |
| 114 – Antonio Bryant at Arz. | 9/10/06 (4 catches) | 165 – Jerry Rice vs. LA Rams | 11/20/94 (16 catches) |
| 119 – Brandon Lloyd vs. Sea. | 11/20/05 (7 catches) | 147 – Jerry Rice at LA Rams | 9/18/94 (11 catches) |
| 102 – Brandon Lloyd at Arz. | 10/2/05 (7 catches) | 103 – John Taylor at LA Rams | 9/18/94 (7 catches) |
| 142 – Brandon Lloyd vs. Dal. | 9/25/05 (4 catches) | 169 – Jerry Rice vs. LA Raiders | 9/5/94 (7 catches) |
| 101 – Cedrick Wilson vs. Car. | 11/14/04 (5 catches) | 132 – Jerry Rice at Det. | 12/19/93 (4 catches) |
| 162 – Eric Johnson vs. Arz. | 10/10/04 (13 catches) | 115 – John Taylor at Det. | 12/19/93 (4 catches) |
| 113 – Eric Johnson vs. StL | 10/3/04 (10 catches) | 105 – Jerry Rice at Atl. | 12/11/93 (6 catches) |
| 112 – Curtis Conway at NO | 9/19/04 (8 catches) | 166 – Jerry Rice at LA Rams | 11/28/93 (8 catches) |
| 127 – Terrell Owens at Cin. | 12/14/03 (8 catches) | 150 – John Taylor at LA Rams | 11/28/93 (6 catches) |
| 155 – Terrell Owens vs. Pit. | 11/17/03 (8 catches) | 172 – Jerry Rice at TB | 11/14/93 (8 catches) |
| 152 – Terrell Owens vs. TB | 10/19/03 (6 catches) | 155 – Jerry Rice vs. Phx. | 10/24/93 (9 catches) |
| 112 – Terrell Owens vs. Chi. | 9/7/03 (7 catches) | 118 – Jerry Rice vs. TB | 12/19/92 (7 catches) |
| 123 – Terrell Owens at Dal. | 12/8/02 (12 catches) | 133 – Jerry Rice vs. Phi. | 11/29/92 (8 catches) |
| 166 – Terrell Owens vs. Phi. | 11/25/02 (13 catches) | 183 – Jerry Rice vs. Atl. | 10/18/92 (7 catches) |
| 171 – Terrell Owens at SD | 11/17/02 (7 catches) | 159 – Mike Sherrard vs. Buf. | 9/13/92 (6 catches) |
| 191 – Terrell Owens at Oak. | 11/3/02 (12 catches) | 112 – John Taylor vs. Buf. | 9/13/92 (5 catches) |
| 132 – Terrell Owens vs. Arz. | 10/27/02 (8 catches) | 125 – Jerry Rice vs. Chi. | 12/23/91 (5 catches) |
| 116 – Terrell Owens at NO | 1/6/02 (2 catches) | 113 – John Taylor at Sea. | 12/8/91 (7 catches) |
| 103 – Terrell Owens at Ind. | 11/25/01 (6 catches) | 154 – Jerry Rice vs. NO | 12/1/91 (9 catches) |
| 100 – Terrell Owens vs. NO | 11/11/01 (8 catches) | 121 – John Taylor at LA Rams | 11/25/91 (6 catches) |
| 125 – Terrell Owens vs. Det. | 11/4/01 (9 catches) | 127 – John Taylor at Atl. | 11/3/91 (2 catches) |
| 105 – Garrison Hearst at Chi. | 10/28/01 (4 catches) | 138 – Jerry Rice vs. Atl. | 10/13/91 (7 catches) |
| 183 – Terrell Owens at Atl. | 10/14/01 (9 catches) | 150 – Jerry Rice vs. SD | 9/8/91 (9 catches) |
| 118 – Terrell Owens vs. Car. | 10/7/01 (8 catches) | 118 – Jerry Rice at Min. | 12/30/90 (9 catches) |
| 283 – Terrell Owens vs. Chi. | 12/17/00 (20 catches) | 104 – Jerry Rice at LA Rams | 12/17/90 (5 catches) |
| 129 – Terrell Owens vs. NO | 12/10/00 (6 catches) | 101 – Jerry Rice at Cin. | 12/9/90 (8 catches) |
| 115 – Terrell Owens vs. StL | 10/29/00 (8 catches) | 147 – Jerry Rice at Dal. | 11/11/90 (12 catches) |
| 112 – Charlie Garner at Car. | 10/22/00 (7 catches) | 187 – Jerry Rice at GB | 11/4/90 (6 catches) |
| 176 – Terrell Owens vs. Oak. | 10/8/00 (12 catches) | 225 – Jerry Rice at Atl. | 10/14/90 (13 catches) |
| 108 – Terrell Owens at StL | 9/17/00 (6 catches) | 132 – John Taylor at Hou. | 10/7/90 (4 catches) |

49ERS 100-YARD RECEIVERS SINCE 1970 (CONT.)

| | | | |
|---------------------------------|-----------------------|-----------------------------------|-----------------------|
| 171 – Jerry Rice vs. Atl. | 9/23/90 (8 catches) | 101 – Dwight Clark vs. Atl. | 12/19/82 (8 catches) |
| 125 – Brent Jones vs. Atl. | 9/23/90 (5 catches) | 135 – Dwight Clark vs. SD | 12/11/82 (12 catches) |
| 160 – John Taylor vs. Was. | 9/16/90 (8 catches) | 102 – Jeff Moore at LA Rams | 12/2/82 (8 catches) |
| 101 – Jerry Rice vs. Chi. | 12/24/89 (4 catches) | 103 – Dwight Clark at StL | 11/21/82 (6 catches) |
| 286 – John Taylor at LA Rams | 12/11/89 (11 catches) | 127 – Dwight Clark at Den. | 9/19/82 (9 catches) |
| 162 – John Taylor at Atl. | 12/3/89 (5 catches) | 109 – Freddie Solomon at Den. | 9/19/82 (4 catches) |
| 117 – Jerry Rice vs. NYG | 11/27/89 (7 catches) | 106 – Dwight Clark vs. LA Raiders | 9/12/82 (6 catches) |
| 106 – Jerry Rice vs. GB | 11/19/89 (9 catches) | 124 – Freddie Solomon at LA Rams | 11/22/81 (5 catches) |
| 112 – Jerry Rice vs. NE | 10/22/89 (6 catches) | 128 – Dwight Clark vs. Atl. | 11/8/81 (7 catches) |
| 103 – Tom Rathman vs. NE | 10/22/89 (11 catches) | 109 – Dwight Clark vs. LA Rams | 10/25/81 (8 catches) |
| 149 – Jerry Rice at NO | 10/8/89 (7 catches) | 135 – Dwight Clark vs. Dal. | 10/11/81 (4 catches) |
| 136 – John Taylor at Phi. | 9/24/89 (6 catches) | 113 – Freddie Solomon vs. Chi. | 9/13/81 (5 catches) |
| 164 – Jerry Rice at Phi. | 9/24/89 (6 catches) | 155 – Dwight Clark vs. NO | 12/7/80 (6 catches) |
| 122 – Jerry Rice at TB | 9/17/89 (8 catches) | 104 – Freddie Solomon at GB | 11/9/80 (5 catches) |
| 163 – Jerry Rice at Ind. | 9/10/89 (6 catches) | 148 – Dwight Clark at Dal. | 10/12/80 (8 catches) |
| 171 – Jerry Rice at SD | 11/27/88 (6 catches) | 132 – Freddie Solomon vs. Atl. | 9/28/80 (5 catches) |
| 105 – Jerry Rice vs. Was. | 11/21/88 (3 catches) | 135 – Paul Hofer vs. StL | 9/14/80 (9 catches) |
| 163 – Jerry Rice at Sea. | 9/25/88 (6 catches) | 114 – Paul Hofer at NO | 9/7/80 (7 catches) |
| 163 – Jerry Rice vs. Atl. | 9/18/88 (8 catches) | 130 – Paul Hofer at Atl. | 12/16/79 (9 catches) |
| 109 – Jerry Rice at NYG | 9/11/88 (4 catches) | 104 – Paul Hofer at NYG | 10/14/79 (9 catches) |
| 126 – Jerry Rice vs. Cle. | 11/29/87 (7 catches) | 144 – Freddie Solomon vs. NO | 9/23/79 (8 catches) |
| 103 – Jerry Rice at TB | 11/22/87 (7 catches) | 107 – Freddie Solomon at Min. | 9/2/79 (4 catches) |
| 108 – Jerry Rice vs. NO | 11/15/87 (4 catches) | 110 – Freddie Solomon at Hou. | 9/17/78 (3 catches) |
| 104 – Mike Wilson at Cin. | 9/20/87 (7 catches) | 130 – Gene Washington vs. Dal. | 12/12/77 (5 catches) |
| 106 – Jerry Rice at Pit. | 9/13/87 (8 catches) | 112 – Gene Washington vs. Det. | 10/23/77 (4 catches) |
| 204 – Jerry Rice at Was. | 11/17/86 (12 catches) | 104 – Willie McGee at Sea. | 9/26/76 (5 catches) |
| 156 – Jerry Rice vs. StL | 11/9/86 (4 catches) | 101 – Gene Washington at Phi. | 11/30/75 (6 catches) |
| 144 – Jerry Rice vs. Min. | 10/12/86 (7 catches) | 144 – Gene Washington at LA Rams | 11/9/75 (5 catches) |
| 172 – Jerry Rice vs. Ind. | 10/5/86 (6 catches) | 121 – Gene Washington at Dal. | 11/10/74 (7 catches) |
| 120 – Jerry Rice vs. NO | 9/21/86 (7 catches) | 133 – Ted Kwalick at Det. | 11/4/73 (8 catches) |
| 100 – Dwight Clark vs. NO | 9/21/86 (7 catches) | 101 – Dan Abramowicz vs. NO | 10/21/73 (4 catches) |
| 157 – Jerry Rice at LA Rams | 9/14/86 (6 catches) | 118 – Gene Washington vs. Min. | 10/14/73 (8 catches) |
| 100 – Dwight Clark at TB | 9/7/86 (7 catches) | 119 – Gene Washington vs. Min. | 12/16/72 (4 catches) |
| 111 – Jerry Rice vs. Dal. | 12/22/85 (7 catches) | 114 – Gene Washington at Chi. | 11/19/72 (4 catches) |
| 241 – Jerry Rice vs. LA Rams | 12/9/85 (10 catches) | 164 – Gene Washington at GB | 11/5/72 (6 catches) |
| 132 – Roger Craig at LA Rams | 10/27/85 (6 catches) | 102 – Ted Kwalick vs. NO | 10/22/72 (2 catches) |
| 167 – Roger Craig at Atl. | 10/6/85 (12 catches) | 126 – Ted Kwalick vs. NYG | 10/15/72 (6 catches) |
| 125 – Renaldo Nehemiah vs. Min. | 12/8/84 (6 catches) | 140 – Gene Washington vs. SD | 9/17/72 (8 catches) |
| 105 – Freddie Solomon at Cle. | 11/11/84 (5 catches) | 160 – Gene Washington vs. NE | 10/31/71 (5 catches) |
| 124 – Dwight Clark vs. Cin. | 11/4/84 (7 catches) | 112 – Gene Washington at Phi. | 10/3/71 (3 catches) |
| 127 – Dwight Clark at Hou. | 10/21/84 (5 catches) | 131 – Gene Washington at NO | 12/13/70 (5 catches) |
| 105 – Dwight Clark vs. Was. | 9/10/84 (5 catches) | 115 – Gene Washington vs. Atl. | 12/6/70 (3 catches) |
| 103 – Freddie Solomon vs. Atl. | 9/25/83 (6 catches) | 119 – Gene Washington at Chi. | 11/8/70 (5 catches) |
| 121 – Freddie Solomon at StL | 9/18/83 (3 catches) | 126 – Gene Washington vs. NO | 10/18/70 (4 catches) |
| 104 – Dwight Clark at KC | 12/26/82 (4 catches) | 145 – Gene Washington at LA Rams | 10/11/70 (7 catches) |

ALL-TIME RETURNS FOR TOUCHDOWNS

ALL-TIME INTERCEPTION RETURNS FOR TDs

| Date | Player | Yds | Opp. |
|----------|------------------------|-----------|-------------------|
| 12/6/15 | Ward, Jimmie | 29 | at Chi. |
| 12/20/14 | Bethea, Antoine | 49 | vs. SD |
| 10/13/14 | Johnson, Dontae | 20 | at StL. |
| 12/23/13 | Bowman, NaVorro | 89 | vs. Atl. |
| 10/6/13 | Brock, Tramaine | 18 | vs. Hou. |
| 11/25/12 | Whitner, Donte | 42 | at NO |
| 11/25/12 | Brooks, Ahmad | 50 | at NO |
| 10/9/11 | Rogers, Carlos | 31 | vs. TB |
| 1/2/11 | Brown, Tarell | 62 | vs. Arz. |
| 12/12/10 | Goldson, Dashon | 39 | vs. Sea. |
| 10/24/10 | McDonald, Ray | 31 | at Car. |
| 10/4/09 | Willis, Patrick | 23 | vs. StL. |
| 9/14/08 | Willis, Patrick | 86 | at Sea. |
| 12/31/06 | Harris, Walt | 28 | at Den. |
| 1/1/06 | Adams, Mike | 40 | vs. Hou. |
| 11/27/05 | Spencer, Shawntae | 61 | at Ten. |
| 9/25/05 | Parrish, Tony | 34 | vs. Dal. |
| 9/7/03 | Plummer, Ahmed | 68 | vs. Chi. |
| 10/6/02 | Webster, Jason | 37 | vs. StL. |
| 11/25/01 | Bronson, Zack | 48 | at Ind. |
| 10/28/01 | Bronson, Zack | 97 | at Chi. |
| 12/3/00 | Montgomery, Monty | 46 | at SD |
| 11/19/00 | Webster, Jason | 70 | vs. Atl. |
| 10/17/99 | Walker, Darnell | 27 | vs. Car. |
| 9/19/99 | Shulters, Lance | 64 | at NO |
| 1/3/98 | Norton, Ken Jr. | 23 | vs. Min.* |
| 12/15/97 | Hanks, Merton | 55 | vs. Den. |
| 9/29/96 | Pope, Marquez | 55 | vs. Atl. |
| 11/26/95 | Davis, Eric | 86 | vs. StL. |
| 10/22/95 | Norton, Ken Jr. | 35 | at StL. |
| 10/22/95 | Norton, Ken Jr. | 21 | at StL. |
| 9/10/95 | McDonald, Tim | 13 | vs. Atl. |
| 9/3/95 | McDonald, Tim | 52 | at NO |
| 1/15/95 | Davis, Eric | 44 | vs. Dal.* |
| 12/11/94 | Sanders, Deion | 90 | at SD |
| 11/6/94 | McDonald, Tim | 73 | at Was. |
| 10/16/94 | Sanders, Deion | 93 | at Atl. |
| 9/25/94 | Sanders, Deion | 74 | vs. NO |
| 11/22/93 | Hanks, Merton | 67 | vs. NO |
| 10/31/93 | McGruder, Michael | 31 | vs. LA Rams |
| 10/3/93 | Davis, Eric | 41 | vs. Min. |
| 9/6/92 | Johnson, John | 56 | at NYG |
| 1/12/91 | Carter, Michael | 61 | vs. Was.* |
| 1/6/90 | Lott, Ronnie | 58 | vs. Min.* |
| 1/9/88 | Fuller, Jeff | 48 | vs. Min.* |
| 11/9/86 | Holmoe, Tom | 78 | vs. StL Cardinals |
| 10/26/86 | Nixon, Tory | 88 | at GB |
| 10/26/86 | Lott, Ronnie | 55 | at GB |
| 10/5/86 | McKyer, Tim | 21 | vs. Ind. |
| 9/28/86 | Holmoe, Tom | 66 | at Mia. |
| 10/13/85 | Williamson, Carlton | 43 | vs. Chi. |
| 12/2/84 | McLemore, Dana | 54 | at Atl. |
| 11/25/84 | Shell, Todd | 53 | at NO |
| 12/19/83 | Wright, Eric | 48 | vs. Dal. |
| 10/16/83 | Hicks, Dwight | 62 | at NO |
| 9/18/83 | Collier, Tim | 32 | at StL Cardinals |
| 9/18/83 | Hicks, Dwight | 40 | at StL Cardinals |
| 9/8/83 | Wright, Eric | 60 | at Min. |
| 12/26/82 | Lott, Ronnie | 83 | at KC |
| 1/3/82 | Lott, Ronnie | 20 | vs. NYG* |
| 11/22/81 | Lott, Ronnie | 25 | at LA Rams |
| 10/11/81 | Lott, Ronnie | 41 | vs. Dal. |
| 10/4/81 | Hicks, Dwight | 32 | at Was. |
| 9/27/81 | Lott, Ronnie | 26 | vs. NO |
| 10/1/78 | Leonard, Anthony | 30 | vs. Cin. |
| 10/19/75 | Allen, Nate | 37 | vs. NO |
| 12/15/74 | Wilcox, Dave | 21 | vs. NO |
| 11/23/72 | Vanderbundt, Skip | 21 | at Dal. |
| 10/29/72 | Vanderbundt, Skip | 37 | at Atl. |
| 10/1/72 | Simpson, Mike | 32 | at NO |
| 12/20/70 | Johnson, Jimmy | 36 | at Oak. |
| 9/27/70 | Phillips, Mel | 35 | vs. Cle. |
| 10/26/69 | Woitt, Johnny | 57 | at Bal. |
| 11/24/68 | Belk, Bill | 6 | at Pit. |
| 11/24/68 | Alexander, Kermit | 66 | at Pit. |
| 9/15/68 | Hindman, Stan | 25 | at Bal. Colts |

* - Postseason

| Date | Player | Yds | Opp. |
|----------|-------------------|-----|---------------|
| 12/11/66 | Randolph, Alvin | 94 | vs. Chi. |
| 11/24/66 | Dowdle, Mike | 27 | at Det. |
| 10/16/66 | Johnson, Jimmy | 35 | at Atl. |
| 11/22/59 | Mertens, Jerry | 30 | at Bal. Colts |
| 11/30/58 | Hazeltine, Matt | 13 | at Bal. Colts |
| 10/27/57 | Herchman, Bill | 54 | vs. Chi. |
| 12/8/56 | Moegle, Dick | 32 | vs. GB |
| 10/16/55 | Berry, Rex | 44 | at Det. |
| 10/17/54 | Brown, Hardy | 41 | at Chi. |
| 9/26/54 | Berry, Rex | 34 | vs. Was. |
| 12/6/53 | Berry, Rex | 29 | vs. GB |
| 10/12/52 | Burke, Don | 35 | at Det. |
| 10/14/51 | Cason, Jim | 65 | at Pit. |
| 11/5/50 | Livingston, Howie | 35 | at LA Rams |

ALL-TIME FUMBLE RETURNS FOR TDs

| Date | Player | Yds | Opp. |
|----------|--------------------|-----------------|---------------------|
| 9/7/14 | Culliver, Chris | 35 | at Dal. |
| 12/15/13 | Hunter, Kendall | 2 | at TB |
| 10/27/13 | Skuta, Dan | 47 | at Jax. |
| 10/20/13 | Osgood, Kassim | end zone | at Ten. |
| 12/16/12 | Gore, Frank | 9 | at NE |
| 9/30/12 | Rogers, Carlos | 51 | at NYJ |
| 10/4/09 | McDonald, Ray | 11 | vs. StL. |
| 10/4/09 | McKillop, Scott | end zone | vs. StL. |
| 12/7/08 | Staley, Joe | end zone | vs. NYJ |
| 11/25/07 | Banta-Cain, Tully | end zone | at Arz. |
| 10/8/06 | Oliver, Melvin | 12 | vs. Oak. |
| 10/2/05 | Johnson, Derrick | 78 | at Arz. (Mex. City) |
| 10/2/05 | Smith, Derek | end zone | at Arz. (Mex. City) |
| 11/28/04 | Smith, Derek | 46 | vs. Mia. |
| 10/31/04 | Carpenter, Dwaine | 80 | at Chi. |
| 10/26/03 | Harris, Kwame | 1 | at Arz. |
| 10/28/01 | Peterson, Julian | 26 | at Chi. |
| 10/24/99 | Walker, Darnell | 71 | at Min. |
| 10/17/99 | McMillan, Mark | 41 | vs. Car. |
| 10/10/99 | Bryant, Junior | end zone | at StL. |
| 12/15/97 | Greene, Kevin | 40 | vs. Den. |
| 11/10/97 | Hanks, Merton | 38 | at Phi. |
| 11/17/96 | Doleman, Chris | end zone | vs. Bal. |
| 12/24/95 | Rice, Jerry | end zone | at Atl. |
| 12/3/95 | Woodall, Lee | 96 | vs. Buffalo |
| 11/12/95 | Hanks, Merton | 38 | at Dal. |
| 10/16/94 | McDonald, Tim | 49 | at Atl. |
| 11/14/93 | Tamm, Ralph | 1 | at TB |
| 10/17/93 | Davis, Eric | 47 | at Dal. |
| 11/1/92 | Sherrard, Mike | 38 | at Phx. Cardinals |
| 12/23/91 | Griffin, Don | 99 | vs. Chi. |
| 11/12/89 | Haley, Charles | 3 | vs. Atl. |
| 12/27/87 | Taylor, John | 26 | vs. LA Rams |
| 12/1/85 | Turner, Keena | 65 | at Was. |
| 10/20/85 | McIntyre, Guy | end zone | at Det. |
| 9/22/85 | McColl, Milt | 28 | at LA Raiders |
| 12/2/84 | Johnson, Gary | 33 | at Atl. |
| 10/23/83 | Board, Dwaine | end zone | at LA Rams |
| 10/4/81 | Hicks, Dwight | 80 | at Was. |
| 10/3/76 | Elam, Cleveland | 31 | vs. NYJ |
| 11/16/75 | Hart, Tommy | 10 | vs. Chi. |
| 10/26/75 | McGill, Ralph | 14 | at NE |
| 12/15/74 | Belk, Bill | 19 | vs. NO |
| 12/2/73 | Hall, Windlan | 66 | vs. Phi. |
| 11/23/72 | Vanderbundt, Skip | 73 | at Dal. |
| 12/26/71 | Hoskins, Bob | end zone | vs. Was.* |
| 10/31/71 | Blue, Forrest | 25 | vs. NE |
| 10/24/71 | Hart, Tommy | 63 | at StL Cardinals |
| 10/19/69 | Lakes, Roland | 2 | vs. Atl. |
| 10/27/68 | Witcher, Dick | 12 | at Det. |
| 10/15/67 | Windsor, Bob | 2 | at Phi. |
| 12/11/66 | Alexander, Kermit | 14 | vs. Chi. |
| 10/9/66 | Hazeltine, Matt | 22 | vs. GB |
| 11/28/65 | Kopay, Dave | end zone | at Min. |
| 11/14/65 | Miller, Clark | 75 | at Det. |
| 11/14/65 | Wilcox, Dave | 8 | at Det. |
| 10/24/65 | Chapple, Jack | 8 | vs. Min. |
| 9/19/65 | Krueger, Charlie | 6 | vs. Chi. |
| 10/14/62 | Woodson, Abe | 37 | at Chi. |
| 10/18/59 | Hazeltine, Matt | 40 | at Det. |

ALL-TIME BLOCKED FGs RETURNED FOR TDs

| (1970–Present) | | | |
|----------------|--------------------|-----|----------|
| Date | Player | Yds | Opp. |
| 9/27/09 | Clements, Nate | 59 | at Min. |
| 10/19/08 | Clements, Nate | 74 | at NYG |
| 10/12/08 | Strickland, Donald | 41 | vs. Phi. |
| 10/15/89 | Jackson, Johnnie | 62 | at Dal. |
| 9/26/71 | Taylor, Bruce | 58 | at NO |
| 12/13/70 | Taylor, Bruce | 92 | at NO |

ALL-TIME PUNT RETURNS FOR TDs

| Date | Player | Yds | Opp. |
|----------|-------------------|-----|---------------|
| 9/11/11 | Ginn Jr., Ted | 55 | vs. Sea. |
| 12/26/10 | Ginn Jr., Ted | 78 | at StL |
| 9/11/05 | Amey, Otis | 75 | vs. StL |
| 10/10/04 | Battle, Arnaz | 71 | vs. Arz. |
| 12/1/02 | Williams, Jimmy | 89 | vs. Sea. |
| 12/27/98 | McQuarters, R.W. | 72 | vs. StL |
| 11/10/97 | Levy, Chuck | 73 | at Phi. |
| 12/18/95 | Carter, Dexter | 78 | vs. Min. |
| 10/3/93 | Carter, Dexter | 72 | vs. Min. |
| 11/9/92 | Hanks, Merton | 48 | at Atl. |
| 11/21/88 | Taylor, John | 95 | vs. Was. |
| 10/2/88 | Taylor, John | 77 | vs. Det. |
| 12/14/87 | McLemore, Dana | 83 | vs. Chi. |
| 11/23/86 | Griffin, Don | 76 | vs. Atl. |
| 10/8/84 | McLemore, Dana | 79 | at NYG |
| 12/19/83 | McLemore, Dana | 56 | vs. Dal. |
| 1/2/83 | McLemore, Dana | 93 | vs. LA Rams |
| 12/7/80 | Solomon, Freddie | 57 | vs. NO |
| 10/26/80 | Solomon, Freddie | 53 | vs. TB |
| 10/17/76 | Leonard, Anthony | 60 | vs. NO |
| 9/26/76 | McGill, Ralph | 50 | at Sea. |
| 11/24/74 | Moore, Manfred | 88 | vs. Atl. |
| 12/11/66 | Alexander, Kermit | 44 | vs. Chi. |
| 11/15/64 | Alexander, Kermit | 70 | vs. GB |
| 10/21/62 | Woodson, Abe | 85 | at GB |
| 11/5/61 | Woodson, Abe | 80 | vs. Det. |
| 12/16/56 | Arenas, Joe | 67 | at Bal. Colts |
| 10/19/52 | McElhenny, Hugh | 94 | at Chi. |
| 19.26/52 | O'Donahue, Pat | 23 | vs. Dal. |
| 10/28/51 | Nomellini, Leo | 20 | vs. LA Rams |

* – Postseason

ALL-TIME KICKOFF RETURNS FOR TDs

| Date | Player | Yds | Opp. |
|----------|-----------------|-----|----------------|
| 9/11/11 | Ginn Jr., Ted | 102 | vs. Sea. |
| 11/10/08 | Rossum, Allen | 104 | at Arz. |
| 11/2/03 | Wilson, Cedrick | 95 | vs. StL |
| 1/11/98 | Levy, Chuck | 95 | vs. GB* |
| 11/16/97 | Kirby, Terry | 101 | vs. Car. |
| 11/6/94 | Carter, Dexter | 96 | at Was. |
| 12/1/91 | Carter, Dexter | 98 | vs. NO |
| 12/20/87 | Cribbs, Joe | 92 | vs. Atl. |
| 12/1/85 | Monroe, Carl | 95 | at Was. |
| 11/22/81 | Lawrence, Amos | 92 | at LA Rams |
| 11/2/80 | Owens, James | 101 | at Det. |
| 11/18/79 | Owens, James | 85 | vs. Den. |
| 11/19/78 | Williams, Dave | 89 | vs. LA Rams |
| 12/4/77 | Williams, Dave | 80 | at Min. |
| 12/23/72 | Washington, Vic | 97 | vs. Dal.* |
| 10/29/72 | Washington, Vic | 98 | at Atl. |
| 11/17/63 | Woodson, Abe | 99 | at NYG |
| 9/29/63 | Woodson, Abe | 95 | at Min. |
| 9/15/63 | Woodson, Abe | 103 | vs. Min. |
| 10/1/61 | Woodson, Abe | 98 | at Det. |
| 12/18/60 | Lyles, Lenny | 97 | vs. Bal. Colts |
| 11/22/59 | Woodson, Abe | 105 | at LA Rams |
| 11/4/56 | Arenas, Joe | 90 | vs. Det. |

ALL-TIME BLOCKED PUNTS RETURNED FOR TDs

| (1970–Present) | | | |
|----------------|-----------------|-----|----------|
| Date | Player | Yds | Opp. |
| 10/3/10 | Taylor Mays | 0 | at Atl. |
| 9/25/77 | Mike Baldassin | 0 | vs. Mia. |
| 9/21/75 | Dave Washington | 15 | at Min. |
| 12/15/73 | Windlan Hall | 0 | vs. Pit. |

ALL-TIME 1,000/3,000 YARD SEASONS

RUSHING

| Yds | Player | Year |
|-------|-----------------|------|
| 1,695 | Frank Gore | 2006 |
| 1,570 | Garrison Hearst | 1998 |
| 1,502 | Roger Craig | 1988 |
| 1,262 | Wendell Tyler | 1984 |
| 1,229 | Charlie Garner | 1999 |
| 1,214 | Frank Gore | 2012 |
| 1,211 | Frank Gore | 2011 |
| 1,206 | Garrison Hearst | 2001 |
| 1,203 | Delvin Williams | 1976 |
| 1,142 | Charlie Garner | 2000 |
| 1,128 | Frank Gore | 2013 |
| 1,120 | Frank Gore | 2009 |
| 1,106 | Frank Gore | 2014 |
| 1,102 | Frank Gore | 2007 |
| 1,054 | Roger Craig | 1989 |
| 1,050 | Roger Craig | 1985 |
| 1,049 | Joe Perry | 1954 |
| 1,036 | Frank Gore | 2008 |
| 1,036 | J.D. Smith | 1959 |
| 1,024 | Kevan Barlow | 2003 |
| 1,019 | Garrison Hearst | 1997 |
| 1,018 | Joe Perry | 1953 |
| 1,013 | Ricky Watters | 1992 |

RECEIVING

| Yds | Player | Year |
|-------|------------------|------|
| 1,848 | Jerry Rice | 1995 |
| 1,570 | Jerry Rice | 1986 |
| 1,503 | Jerry Rice | 1993 |
| 1,502 | Jerry Rice | 1990 |
| 1,499 | Jerry Rice | 1994 |
| 1,483 | Jerry Rice | 1989 |
| 1,451 | Terrell Owens | 2000 |
| 1,412 | Terrell Owens | 2001 |
| 1,344 | Dave Parks | 1965 |
| 1,306 | Jerry Rice | 1988 |
| 1,300 | Terrell Owens | 2002 |
| 1,254 | Jerry Rice | 1996 |
| 1,206 | Jerry Rice | 1991 |
| 1,201 | Jerry Rice | 1992 |
| 1,179 | Anquan Boldin | 2013 |
| 1,157 | Jerry Rice | 1998 |
| 1,105 | Michael Crabtree | 2012 |
| 1,105 | Dwight Clark | 1981 |
| 1,102 | Terrell Owens | 2003 |
| 1,100 | Gene Washington | 1970 |
| 1,097 | Terrell Owens | 1998 |
| 1,078 | Jerry Rice | 1987 |
| 1,077 | John Taylor | 1989 |
| 1,062 | Anquan Boldin | 2014 |
| 1,032 | R.C. Owens | 1961 |
| 1,016 | Roger Craig | 1985 |
| 1,011 | John Taylor | 1991 |

PASSING

| Yds | Player | Year |
|-------|------------------|------|
| 4,278 | Jeff Garcia | 2000 |
| 4,170 | Steve Young | 1998 |
| 4,023 | Steve Young | 1993 |
| 3,969 | Steve Young | 1994 |
| 3,944 | Joe Montana | 1990 |
| 3,910 | Joe Montana | 1983 |
| 3,653 | Joe Montana | 1985 |
| 3,652 | Steve DeBerg | 1979 |
| 3,630 | Joe Montana | 1984 |
| 3,565 | Joe Montana | 1981 |
| 3,538 | Jeff Garcia | 2001 |
| 3,521 | Joe Montana | 1989 |
| 3,465 | Steve Young | 1992 |
| 3,369 | Colin Kaepernick | 2014 |
| 3,344 | Jeff Garcia | 2002 |
| 3,200 | Steve Young | 1995 |
| 3,197 | Colin Kaepernick | 2013 |
| 3,144 | Alex Smith | 2011 |
| 3,112 | John Brodie | 1965 |
| 3,054 | Joe Montana | 1987 |
| 3,029 | Steve Young | 1997 |
| 3,020 | John Brodie | 1968 |

49ERS YEARLY STATISTICAL LEADERS

RUSHING (BASED ON YARDS)

| Year | Player | Att | Yds | Avg | Lg | TD | Rank |
|------|-------------------|-----|-------|-----|-----|----|-------|
| 1946 | Standlee, Norm | 134 | 683 | 5.1 | — | 2 | — |
| 1947 | Strzykalski, John | 143 | 906 | 6.3 | 50 | 5 | — |
| 1948 | Strzykalski, John | 141 | 915 | 6.5 | — | 4 | — |
| 1949 | Perry, Joe | 115 | 783 | 6.8 | 59 | 8 | — |
| 1950 | Perry, Joe | 124 | 647 | 5.2 | 78t | 5 | 5 |
| 1951 | Perry, Joe | 136 | 677 | 5.0 | 58t | 3 | 5 |
| 1952 | Perry, Joe | 158 | 725 | 4.6 | 78t | 8 | 3 |
| 1953 | Perry, Joe | 192 | 1,018 | 5.3 | 51t | 10 | 1 |
| 1954 | Perry, Joe | 173 | 1,049 | 6.1 | 58 | 8 | 1 |
| 1955 | Perry, Joe | 156 | 701 | 4.5 | 42 | 2 | 5 |
| 1956 | McElhenny, Hugh | 185 | 916 | 5.0 | 86t | 8 | 3 |
| 1957 | McElhenny, Hugh | 102 | 478 | 4.7 | 61 | 1 | 15 |
| 1958 | Perry, Joe | 125 | 758 | 6.1 | 73t | 4 | 3 |
| 1959 | Smith, J.D. | 207 | 1,036 | 5.0 | 73t | 10 | 2 |
| 1960 | Smith, J.D. | 174 | 780 | 4.5 | 41 | 5 | 5 |
| 1961 | Smith, J.D. | 167 | 823 | 4.9 | 33 | 8 | 5 |
| 1962 | Smith, J.D. | 258 | 907 | 3.5 | 28 | 6 | 6 |
| 1963 | Smith, J.D. | 162 | 560 | 3.5 | 52t | 5 | 13 |
| 1964 | Kopay, Dave | 75 | 271 | 3.6 | 18 | 0 | 32 |
| 1965 | Willard, Ken | 189 | 778 | 4.1 | 32 | 5 | 4 |
| 1966 | Willard, Ken | 191 | 763 | 4.0 | 49 | 5 | 5 |
| 1967 | Willard, Ken | 169 | 510 | 3.0 | 20 | 5 | 17 |
| 1968 | Willard, Ken | 227 | 967 | 4.3 | 69t | 7 | 2 |
| 1969 | Willard, Ken | 171 | 557 | 3.3 | 18 | 7 | 13 |
| 1970 | Willard, Ken | 236 | 789 | 3.3 | 20 | 7 | 9/6 |
| 1971 | Willard, Ken | 216 | 855 | 4.0 | 49 | 4 | 15/9 |
| 1972 | Washington, Vic | 141 | 468 | 3.3 | 33 | 3 | 42/20 |
| 1973 | Washington, Vic | 151 | 534 | 3.5 | 25 | 8 | 32/15 |
| 1974 | Jackson, Wilbur | 174 | 705 | 4.1 | 64 | 0 | 17/8 |
| 1975 | Williams, Delvin | 117 | 631 | 5.4 | 52 | 3 | 21/13 |
| 1976 | Williams, Delvin | 248 | 1,203 | 4.9 | 80t | 7 | 3/2 |
| 1977 | Williams, Delvin | 268 | 931 | 3.5 | 40 | 7 | 10/5 |
| 1978 | Simpson, O.J. | 161 | 593 | 3.7 | 34 | 1 | 39/19 |
| 1979 | Hofer, Paul | 123 | 615 | 5.0 | 47 | 7 | 33/17 |
| 1980 | Cooper, Earl | 171 | 720 | 4.2 | 47 | 5 | 23/12 |
| 1981 | Patton, Ricky | 152 | 543 | 3.6 | 28 | 4 | 35/16 |
| 1982 | Moore, Jeff | 85 | 281 | 3.3 | 19 | 4 | 37/16 |
| 1983 | Tyler, Wendell | 176 | 856 | 4.9 | 39 | 4 | 19/10 |
| 1984 | Tyler, Wendell | 246 | 1,262 | 5.1 | 40 | 7 | 5/5 |
| 1985 | Craig, Roger | 214 | 1,050 | 4.9 | 62t | 9 | 13/8 |
| 1986 | Craig, Roger | 204 | 830 | 4.1 | 25 | 7 | 13/8 |
| 1987 | Craig, Roger | 215 | 815 | 3.8 | 25 | 3 | 8/5 |
| 1988 | Craig, Roger | 310 | 1,502 | 4.8 | 46t | 9 | 3/2 |
| 1989 | Craig, Roger | 271 | 1,054 | 3.9 | 27 | 6 | 10/5 |
| 1990 | Carter, Dexter | 114 | 460 | 4.0 | 74t | 1 | 39/19 |
| 1991 | Henderson, Keith | 137 | 561 | 4.1 | 25 | 2 | 30/11 |
| 1992 | Watters, Ricky | 206 | 1,013 | 4.9 | 43 | 9 | 13/8 |
| 1993 | Watters, Ricky | 208 | 950 | 4.6 | 39 | 10 | 12/8 |
| 1994 | Watters, Ricky | 239 | 877 | 3.7 | 23 | 6 | 15/8 |
| 1995 | Loville, Derek | 218 | 723 | 3.3 | 27 | 10 | 24/13 |
| 1996 | Kirby, Terry | 134 | 559 | 4.2 | 31 | 3 | 33/15 |
| 1997 | Hearst, Garrison | 234 | 1,019 | 4.4 | 51 | 4 | 15/7 |
| 1998 | Hearst, Garrison | 310 | 1,570 | 5.1 | 96t | 7 | 3/2 |
| 1999 | Garner, Charlie | 241 | 1,229 | 5.1 | 53 | 4 | 8/5 |
| 2000 | Garner, Charlie | 258 | 1,142 | 4.4 | 42 | 7 | 16/7 |
| 2001 | Hearst, Garrison | 252 | 1,206 | 4.8 | 43t | 4 | 10/5 |

PASSING (BASED ON YARDS)

| Year | Player | Att | Cmp | Pct | Yds | TD | INT | Rtg | Rank |
|------|-----------------|-----|-----|------|-------|----|-----|-------|-------|
| 1946 | Albert, Frank | 197 | 104 | 52.9 | 1,404 | 14 | 14 | — | — |
| 1947 | Albert, Frank | 242 | 128 | 52.9 | 1,692 | 18 | 15 | — | — |
| 1948 | Albert, Frank | 264 | 154 | 58.3 | 1,990 | 29 | 10 | — | — |
| 1949 | Albert, Frank | 260 | 129 | 49.6 | 1,862 | 27 | 16 | — | — |
| 1950 | Albert, Frank | 306 | 155 | 50.7 | 1,767 | 14 | 23 | 52.6 | 8 |
| 1951 | Albert, Frank | 166 | 90 | 50.7 | 1,116 | 5 | 10 | 60.2 | 8 |
| 1952 | Tittle, Y.A. | 208 | 106 | 51.0 | 1,407 | 11 | 12 | 66.4 | 5 |
| 1953 | Tittle, Y.A. | 259 | 149 | 57.5 | 2,121 | 20 | 16 | 84.0 | 3 |
| 1954 | Tittle, Y.A. | 295 | 170 | 57.6 | 2,205 | 9 | 9 | 78.7 | 7 |
| 1955 | Tittle, Y.A. | 287 | 147 | 51.2 | 2,185 | 17 | 28 | 56.6 | 4 |
| 1956 | Tittle, Y.A. | 218 | 124 | 56.9 | 1,641 | 7 | 12 | 68.6 | 7 |
| 1957 | Tittle, Y.A. | 279 | 176 | 63.1 | 2,157 | 13 | 15 | 80.6 | 6 |
| 1958 | Tittle, Y.A. | 208 | 120 | 57.7 | 1,467 | 9 | 15 | 63.9 | 3 |
| 1959 | Tittle, Y.A. | 199 | 102 | 51.3 | 1,331 | 10 | 15 | 58.0 | 4 |
| 1960 | Brodie, John | 207 | 103 | 49.8 | 1,111 | 6 | 9 | 57.5 | 5 |
| 1961 | Brodie, John | 283 | 155 | 54.8 | 2,588 | 14 | 12 | 84.7 | 4 |
| 1962 | Brodie, John | 304 | 175 | 57.6 | 2,272 | 18 | 16 | 79.0 | 6 |
| 1963 | McHan, Lamar | 195 | 83 | 42.3 | 1,243 | 8 | 11 | 54.3 | 15 |
| 1964 | Brodie, John | 392 | 193 | 49.2 | 2,498 | 14 | 16 | 64.6 | 12 |
| 1965 | Brodie, John | 391 | 242 | 61.9 | 3,112 | 30 | 16 | 95.3 | 3 |
| 1966 | Brodie, John | 427 | 232 | 54.3 | 2,810 | 16 | 22 | 65.8 | 8 |
| 1967 | Brodie, John | 349 | 168 | 48.1 | 2,013 | 11 | 16 | 57.6 | 11 |
| 1968 | Brodie, John | 404 | 234 | 57.9 | 3,020 | 22 | 21 | 78.0 | 3 |
| 1969 | Brodie, John | 347 | 194 | 55.9 | 2,405 | 16 | 15 | 74.9 | 7 |
| 1970 | Brodie, John | 378 | 223 | 59.0 | 2,941 | 24 | 10 | 93.8 | 1/1 |
| 1971 | Brodie, John | 387 | 208 | 53.7 | 2,642 | 18 | 24 | 65.0 | 12/6 |
| 1972 | Spurrier, Steve | 269 | 147 | 54.6 | 1,983 | 18 | 16 | 75.9 | 8/5 |
| 1973 | Brodie, John | 194 | 98 | 50.5 | 1,126 | 3 | 12 | 43.0 | N/A |
| 1974 | Owen, Tom | 184 | 88 | 47.8 | 1,327 | 10 | 15 | 56.1 | 25/11 |
| 1975 | Snead, Norm | 189 | 108 | 57.1 | 1,337 | 9 | 10 | 73.0 | 11/5 |
| 1976 | Plunkett, Jim | 243 | 126 | 51.9 | 1,592 | 13 | 16 | 63.0 | 17/8 |
| 1977 | Plunkett, Jim | 248 | 128 | 51.6 | 1,693 | 9 | 14 | 62.1 | 17/8 |
| 1978 | DeBerg, Steve | 302 | 137 | 45.4 | 1,570 | 8 | 22 | 40.0 | 28/17 |
| 1979 | DeBerg, Steve | 578 | 347 | 60.0 | 3,652 | 17 | 21 | 73.1 | 13/5 |
| 1980 | Deberg, Steve | 321 | 186 | 57.9 | 1,998 | 12 | 17 | 66.7 | 25/13 |
| 1981 | Montana, Joe | 488 | 311 | 63.7 | 3,565 | 19 | 12 | 88.4 | 4/1 |
| 1982 | Montana, Joe | 346 | 213 | 61.6 | 2,613 | 17 | 11 | 88.0 | 5/3 |
| 1983 | Montana, Joe | 515 | 332 | 64.5 | 3,910 | 26 | 12 | 94.6 | 5/3 |
| 1984 | Montana, Joe | 432 | 279 | 64.6 | 3,630 | 28 | 10 | 102.9 | 2/1 |
| 1985 | Montana, Joe | 494 | 303 | 61.3 | 3,653 | 27 | 13 | 91.3 | 3/1 |
| 1986 | Montana, Joe | 307 | 191 | 62.2 | 2,236 | 8 | 9 | 80.7 | 9/2 |
| 1987 | Montana, Joe | 398 | 266 | 66.8 | 3,054 | 31 | 13 | 102.1 | 1/1 |
| 1988 | Montana, Joe | 397 | 238 | 59.9 | 2,981 | 18 | 10 | 87.9 | 6/3 |
| 1989 | Montana, Joe | 386 | 271 | 70.2 | 3,521 | 26 | 8 | 112.4 | 1/1 |
| 1990 | Montana, Joe | 520 | 321 | 61.7 | 3,944 | 26 | 16 | 89.0 | 7/3 |
| 1991 | Young, Steve | 279 | 180 | 64.5 | 2,517 | 17 | 8 | 101.8 | 1/1 |
| 1992 | Young, Steve | 402 | 268 | 66.7 | 3,465 | 25 | 7 | 107.0 | 1/1 |
| 1993 | Young, Steve | 462 | 314 | 68.0 | 4,023 | 29 | 16 | 101.5 | 1/1 |
| 1994 | Young, Steve | 461 | 324 | 70.3 | 3,969 | 35 | 10 | 112.8 | 1/1 |
| 1995 | Young, Steve | 447 | 299 | 66.9 | 3,200 | 20 | 11 | 92.3 | 5/4 |
| 1996 | Young, Steve | 316 | 214 | 67.7 | 2,410 | 14 | 6 | 97.2 | 1/1 |
| 1997 | Young, Steve | 356 | 241 | 67.7 | 3,029 | 19 | 6 | 104.7 | 1/1 |
| 1998 | Young, Steve | 517 | 322 | 62.3 | 4,170 | 36 | 12 | 101.1 | 3/2 |
| 1999 | Garcia, Jeff | 375 | 225 | 60.0 | 2,544 | 11 | 11 | 77.9 | 17/10 |
| 2000 | Garcia, Jeff | 561 | 355 | 63.3 | 4,287 | 31 | 10 | 97.6 | 5/4 |
| 2001 | Garcia, Jeff | 504 | 316 | 62.7 | 3,538 | 32 | 12 | 94.8 | 3/2 |

49ERS YEARLY STATISTICAL LEADERS (CONT.)

RUSHING (BASED ON YARDS)

| Year | Player | Att | Yds | Avg | Lg | TD | Rank |
|-------------|---------------------|------------|------------|------------|-----------|----------|--------------|
| 2002 | Hearst, Garrison | 215 | 972 | 4.5 | 40 | 8 | 21/9 |
| 2003 | Barlow, Kevan | 201 | 1,024 | 5.1 | 78t | 6 | 17t/6t |
| 2004 | Barlow, Kevan | 244 | 822 | 3.4 | 60 | 7 | 26/12 |
| 2005 | Gore, Frank | 127 | 608 | 4.8 | 72t | 3 | 32/14 |
| 2006 | Gore, Frank | 312 | 1,695 | 5.4 | 72 | 8 | 3/1 |
| 2007 | Gore, Frank | 260 | 1,102 | 4.2 | 43t | 5 | 13/5 |
| 2008 | Gore, Frank | 240 | 1,036 | 4.3 | 41t | 6 | 13t/9 |
| 2009 | Gore, Frank | 229 | 1,120 | 4.9 | 80t | 10 | 11t/5 |
| 2010 | Gore, Frank | 203 | 853 | 4.2 | 64 | 3 | 21/8 |
| 2011 | Gore, Frank | 282 | 1,211 | 4.3 | 55 | 8 | 6/3 |
| 2012 | Gore, Frank | 258 | 1,214 | 4.7 | 37 | 8 | 10/5 |
| 2013 | Gore, Frank | 276 | 1,128 | 4.1 | 51 | 9 | 9/7 |
| 2014 | Gore, Frank | 255 | 1,106 | 4.3 | 52t | 4 | 9/5 |
| 2015 | Hyde, Carlos | 115 | 470 | 4.1 | 22 | 3 | 47/24 |
| 2016 | Hyde, Carlos | 217 | 988 | 4.6 | 47 | 6 | 14/6 |

PASSING (BASED ON YARDS)

| Year | Player | Att | Cmp | Pct | Yds | TD | INT | Rtg | Rank |
|------|-----------------|-----|-----|------|-------|----|-----|------|-------|
| 2002 | Garcia, Jeff | 528 | 328 | 62.1 | 3,344 | 21 | 10 | 85.6 | 11t/4 |
| 2003 | Garcia, Jeff | 392 | 225 | 57.4 | 2,704 | 18 | 13 | 80.1 | 15/8 |
| 2004 | Rattay, Tim | 325 | 198 | 60.9 | 2,169 | 10 | 10 | 78.1 | 20/10 |
| 2005 | Smith, Alex | 165 | 84 | 50.9 | 875 | 1 | 11 | 40.8 | DNQ |
| 2006 | Smith, Alex | 442 | 257 | 58.1 | 2,890 | 16 | 16 | 74.8 | 22/11 |
| 2007 | Dilfer, Trent | 219 | 113 | 51.6 | 1,166 | 7 | 12 | 55.1 | N/A |
| 2008 | Hill, Shaun | 288 | 181 | 62.8 | 2,046 | 13 | 8 | 87.5 | 12/7 |
| 2009 | Smith, Alex | 372 | 225 | 60.5 | 2,350 | 18 | 12 | 81.5 | 19/9 |
| 2010 | Smith, Alex | 342 | 204 | 59.6 | 2,370 | 14 | 10 | 82.1 | 21/9 |
| 2011 | Smith, Alex | 445 | 273 | 61.3 | 3,144 | 17 | 5 | 90.7 | 9/7 |
| 2012 | Kaepernick, C. | 218 | 136 | 62.4 | 1,814 | 10 | 3 | 98.3 | DNQ |
| 2013 | Kaepernick, C. | 416 | 243 | 58.4 | 3,197 | 21 | 8 | 91.6 | 20/10 |
| 2014 | Kaepernick, C. | 452 | 274 | 60.6 | 3,165 | 17 | 10 | 85.1 | 17/9 |
| 2015 | Gabbert, Blaine | 282 | 178 | 63.1 | 2,031 | 10 | 7 | 86.2 | 30/15 |
| 2016 | Kaepernick, C. | 331 | 196 | 57.7 | 2,241 | 16 | 4 | 90.7 | 29/14 |

49ERS YEARLY STATISTICAL LEADERS

RECEIVING (BASED ON CATCHES)

| Year | Player | No | Yds | Avg | Lg | TD | Rank |
|------|----------------------|------|--------|------|-----|----|---------|
| 1946 | Beals, Alyn | 40 | 586 | 14.7 | — | 10 | — |
| 1947 | Beals, Alyn | 47 | 655 | 13.9 | 54 | 10 | — |
| 1948 | Beals, Alyn | 46 | 591 | 12.8 | — | 14 | — |
| 1949 | Beals, Alyn | 44 | 678 | 15.4 | — | 12 | — |
| 1950 | Loyd, Alex | 32 | 402 | 12.6 | 38 | 0 | 18 |
| 1951 | Soltau, Gordy | 59 | 826 | 14.0 | 48t | 7 | 2 |
| 1952 | Soltau, Gordy | 55 | 774 | 14.1 | 49t | 7 | 4 |
| 1953 | Wilson, Billy | 51 | 840 | 16.5 | 61t | 10 | 6 |
| 1954 | Wilson, Billy | 60 | 830 | 13.8 | 43 | 5 | 1 |
| 1955 | Wilson, Billy | 53 | 831 | 15.7 | 72t | 7 | 2 |
| 1956 | Wilson, Billy | 60 | 889 | 14.8 | 77t | 5 | 1 |
| 1957 | Wilson, Billy | 52 | 757 | 14.6 | 40 | 6 | 1 |
| 1958 | Conner, Clyde | 49 | 512 | 10.4 | 26 | 5 | 5 |
| 1959 | Wilson, Billy | 44 | 540 | 12.3 | 57t | 4 | 6 |
| 1960 | Conner, Clyde | 38 | 531 | 14.0 | 65t | 2 | 1 |
| 1961 | Owens, R.C. | 55 | 1,032 | 18.8 | 54 | 5 | 7 |
| 1962 | Casey, Bernie | 53 | 819 | 15.5 | 48t | 6 | 11 |
| 1963 | Casey, Bernie | 47 | 762 | 16.2 | 68t | 7 | 14 |
| 1964 | Casey, Bernie | 58 | 808 | 13.9 | 63t | 4 | 6 |
| 1965 | Parks, Dave | 80 | 1,344 | 16.8 | 53t | 12 | 1 |
| 1966 | Parks, Dave | 66 | 974 | 14.8 | 65t | 5 | 3 |
| 1967 | Witcher, Dick | 46 | 705 | 15.3 | 63t | 3 | 17 |
| 1968 | McNeil, Clifton | 71 | 994 | 14.0 | 65t | 7 | 1 |
| 1969 | Washington, Gene | 51 | 711 | 13.9 | 52 | 3 | 10 |
| | Cunningham, Doug, RB | 51 | 484 | 9.5 | 58 | 0 | 11 |
| 1970 | Washington, Gene | 53 | 1,100 | 20.8 | 79t | 12 | 4/3 |
| 1971 | Kwalick, Ted | 52 | 664 | 12.8 | 42t | 5 | 4/2 |
| 1972 | Washington, Gene | 46 | 918 | 20.0 | 62t | 12 | 13/7 |
| 1973 | Kwalick, Ted | 47 | 729 | 15.5 | 48 | 5 | 10/6 |
| 1974 | Schreiber, Larry, RB | 30 | 217 | 7.2 | 16 | 1 | 60/36 |
| 1975 | Washington, Gene | 44 | 735 | 16.7 | 68t | 9 | 31/10 |
| 1976 | Washington, Gene | 33 | 457 | 13.8 | 55t | 6 | 52/25 |
| | Jackson, Wilbur, RB | 33 | 324 | 9.8 | 32 | 1 | 53/27 |
| 1977 | Washington, Gene | 32 | 638 | 19.9 | 47t | 5 | 52/22 |
| 1978 | Solomon, Freddie | 31 | 458 | 14.8 | 58t | 2 | 83/42 |
| 1979 | Hofer, Paul, RB | 58 | 662 | 11.4 | 44 | 2 | 17/7 |
| 1980 | Cooper, Earl, RB | 83 | 567 | 6.8 | 66t | 4 | 2/1 |
| 1981 | Clark, Dwight | 85 | 1,105 | 13.0 | 78t | 4 | 2/1 |
| 1982 | Clark, Dwight | 60 | 913 | 15.2 | 51 | 5 | 1/1 |
| 1983 | Clark, Dwight | 70 | 840 | 12.0 | 46t | 8 | 11/5 |
| 1984 | Craig, Roger, RB | 71 | 675 | 9.5 | 64t | 3 | 11/6 |
| 1985 | Craig, Roger, RB | 92 | 1,016 | 11.0 | 73 | 6 | 1/1 |
| 1986 | Rice, Jerry | 86 | 1,570 | 18.3 | 66t | 15 | 2/1 |
| 1987 | Craig, Roger, RB | 66 | 492 | 7.5 | 35t | 1 | 3/2 |
| 1988 | Craig, Roger, RB | 76 | 534 | 7.0 | 22 | 1 | 7/5 |
| 1989 | Rice, Jerry | 82 | 1,483 | 18.1 | 68t | 17 | 5/4 |
| 1990 | Rice, Jerry | 100 | 1,502 | 15.0 | 64t | 13 | 1/1 |
| 1991 | Rice, Jerry | 80 | 1,206 | 15.1 | 73t | 14 | 5/3 |
| 1992 | Rice, Jerry | 84 | 1,201 | 14.3 | 80t | 10 | 5/3 |
| 1993 | Rice, Jerry | 98 | 1,503 | 15.3 | 80t | 15 | 2/2 |
| 1994 | Rice, Jerry | 112 | 1,499 | 13.4 | 69t | 13 | 2/1 |
| 1995 | Rice, Jerry | +122 | *1,848 | 15.1 | 81t | 15 | 2/2 |
| 1996 | Rice, Jerry | 108 | 1,254 | 11.6 | 39 | 8 | 1/1 |
| 1997 | Owens, Terrell | 60 | 936 | 15.6 | 56t | 8 | 32t/13t |
| 1998 | Rice, Jerry | 82 | 1,157 | 14.1 | 75t | 9 | 7t/3t |
| 1999 | Rice, Jerry | 67 | 830 | 12.4 | 62 | 5 | 31t/19 |
| 2000 | Owens, Terrell | 97 | 1,451 | 15.0 | 69t | 13 | 5/2 |
| 2001 | Owens, Terrell | 93 | 1,412 | 15.2 | 60t | 16 | 9/4 |
| 2002 | Owens, Terrell | 100 | 1,300 | 13.0 | 76t | 13 | 4t/2 |
| 2003 | Owens, Terrell | 80 | 1,102 | 13.8 | 75t | 9 | 12/7 |

PUNTING (BASED ON GROSS AVG.) (MIN. 25 PUNTS)

| Year | Player | No | Avg | Lg | Blck | Rank |
|------|-------------------|-----|------|----|------|--------|
| 1946 | Albert, Frank | 54 | 41.0 | 73 | 0 | — |
| 1947 | Albert, Frank | 40 | 44.0 | 69 | 1 | — |
| 1948 | Albert, Frank | 35 | 44.8 | 82 | 0 | — |
| 1949 | Albert, Frank | 31 | 48.2 | 72 | 0 | — |
| 1950 | Lillywhite, Verl | 26 | 39.1 | 57 | 0 | 11 |
| 1951 | Albert, Frank | 34 | 44.3 | 66 | 0 | 2 |
| 1952 | Albert, Frank | 68 | 42.6 | 70 | 0 | 5 |
| 1953 | Powers, Jim | 42 | 40.6 | 55 | 1 | 8 |
| 1954 | Brown, Pete | 49 | 37.5 | 51 | 0 | 11 |
| 1955 | Luna, Bob | 63 | 40.6 | 63 | 3 | 8 |
| 1956 | Morrall, Earl | 45 | 37.9 | 57 | 0 | 16 |
| 1957 | Jessup, Bill | 38 | 43.6 | 62 | 0 | 13 |
| 1958 | Atkins, Bill | 25 | 39.3 | 51 | 0 | 11 |
| 1959 | Davis, Tommy | 59 | 45.7 | 71 | 0 | 3 |
| 1960 | Davis, Tommy | 62 | 44.1 | 74 | 0 | 3 |
| 1961 | Davis, Tommy | 50 | 45.4 | 67 | 0 | 3 |
| 1962 | Davis, Tommy | 48 | 45.6 | 82 | 0 | 1 |
| 1963 | Davis, Tommy | 73 | 45.4 | 64 | 2 | 4 |
| 1964 | Davis, Tommy | 79 | 45.6 | 68 | 0 | 4 |
| 1965 | Davis, Tommy | 54 | 45.8 | 65 | 0 | 2 |
| 1966 | Davis, Tommy | 63 | 41.4 | 60 | 0 | 6 |
| 1967 | Spurrier, Steve | 73 | 37.6 | 61 | 1 | 12 |
| 1968 | Spurrier, Steve | 68 | 39.0 | 54 | 0 | 12 |
| 1969 | Kilgore, Jon | 36 | 40.3 | 72 | 0 | 9 |
| 1970 | Spurrier, Steve | 75 | 38.4 | 58 | 0 | 14/11 |
| 1971 | McCann, Jim | 49 | 38.7 | 54 | 1 | 25/12 |
| 1972 | McCann, Jim | 64 | 39.7 | 63 | 1 | 21/10 |
| 1973 | Wittum, Tom | 79 | 43.7 | 62 | 0 | 4/1 |
| 1974 | Wittum, Tom | 68 | 41.2 | 67 | 1 | 4/2 |
| 1975 | Wittum, Tom | 67 | 41.9 | 64 | 3 | 3/2 |
| 1976 | Wittum, Tom | 89 | 40.8 | 68 | 2 | 3/2 |
| 1977 | Wittum, Tom | 77 | 36.4 | 54 | 3 | 26/13 |
| 1978 | Connell, Mike | 96 | 37.3 | 59 | 1 | 21/10 |
| 1979 | Melville, Dan | 71 | 37.0 | 53 | 1 | 25/14 |
| 1980 | Miller, Jim | 77 | 40.9 | 65 | 0 | 10/5 |
| 1981 | Miller, Jim | 93 | 41.5 | 65 | 0 | 15/6 |
| 1982 | Miller, Jim | 44 | 38.1 | 80 | 1 | 25/13 |
| 1983 | Orosz, Tom | 65 | 39.3 | 61 | 1 | 25/11 |
| 1984 | Runager, Max | 56 | 41.8 | 59 | 1 | 17/17 |
| 1985 | Runager, Max | 86 | 39.8 | 57 | 1 | 26/13 |
| 1986 | Runager, Max | 83 | 41.6 | 62 | 2 | 10/6 |
| 1987 | Runager, Max | 55 | 39.2 | 56 | 1 | 22/11 |
| 1988 | Helton, Barry | 78 | 39.3 | 53 | 1 | 21/11 |
| 1989 | Helton, Barry | 55 | 40.5 | 56 | 1 | 12/8 |
| 1990 | Helton, Barry | 69 | 36.8 | 56 | 1 | 28/1 |
| 1991 | Prokop, Joe | 40 | 38.5 | 58 | 0 | 27/13 |
| 1992 | Wilmsmeyer, Klaus | 49 | 39.1 | 58 | 0 | 26/14 |
| 1993 | Wilmsmeyer, Klaus | 42 | 40.9 | 61 | 0 | 23/11 |
| 1994 | Wilmsmeyer, Klaus | 54 | 41.4 | 60 | 0 | 14t/7t |
| 1995 | Thompson, Tommy | 57 | 40.6 | 65 | 0 | 25/13t |
| 1996 | Thompson, Tommy | 73 | 44.1 | 65 | 2 | 10/4 |
| 1997 | Thompson, Tommy | 78 | 40.8 | 55 | 1 | 30/15 |
| 1998 | Roby, Reggie | 60 | 41.9 | 66 | 0 | 22/9 |
| 1999 | Stanley, Chad | 69 | 39.7 | 70 | 2 | 26/11 |
| 2000 | Stanley, Chad | 69 | 39.5 | 56 | 1 | 27/12 |
| 2001 | Baker, Jason | 69 | 40.8 | 64 | 0 | 23/13 |
| 2002 | Baker, Jason | 42 | 40.2 | 51 | 0 | 25t/13 |
| 2003 | LaFleur, Bill | 68 | 38.7 | 56 | 1 | 29t/16 |
| 2004 | Lee, Andy | 96 | 41.6 | 81 | 0 | 20/10 |
| 2005 | Lee, Andy | 107 | 41.6 | 58 | 1 | 25/12 |

49ERS YEARLY STATISTICAL LEADERS

RECEIVING (BASED ON CATCHES)

| Year | Player | No | Yds | Avg | Lg | TD | Rank |
|------|-------------------|----|-------|------|-----|----|---------|
| 2004 | Johnson, Eric, TE | 82 | 825 | 10.1 | 25 | 2 | 35/14 |
| 2005 | Lloyd, Brandon | 48 | 733 | 15.3 | 89t | 5 | 44/20 |
| 2006 | Gore, Frank, RB | 61 | 485 | 8.0 | 39 | 1 | 40t/21t |
| 2007 | Gore, Frank, RB | 53 | 436 | 8.2 | 23t | 1 | 54t/27t |
| 2008 | Bruce, Isaac | 61 | 835 | 13.7 | 63 | 7 | 37/19 |
| 2009 | Davis, Vernon, TE | 78 | 965 | 12.4 | 73t | 13 | 19t/10 |
| 2010 | Davis, Vernon, TE | 56 | 914 | 16.3 | 66t | 7 | 51/23 |
| 2011 | Crabtree, Michael | 72 | 874 | 12.1 | 52t | 4 | 24t/15t |
| 2012 | Crabtree, Michael | 85 | 1,105 | 13.0 | 49t | 9 | 14/9 |
| 2013 | Boldin, Anquan | 85 | 1,179 | 13.9 | 63 | 7 | 16/10 |
| 2014 | Boldin, Anquan | 83 | 1,062 | 12.8 | 76t | 5 | 18/11 |
| 2015 | Boldin, Anquan | 69 | 789 | 11.4 | 51 | 4 | 37t/19t |
| 2016 | Kerley, Jeremy | 64 | 667 | 10.4 | 33t | 3 | 64/35 |

PUNTING (BASED ON GROSS AVG.) (MIN. 25 PUNTS)

| Year | Player | No | Avg | Lg | Blck | Rank |
|-------------|------------------------|------------|-------------|-----------|----------|--------------|
| 2006 | Lee, Andy | 81 | 44.8 | 66 | 0 | 7/6 |
| 2007 | Lee, Andy | 105 | 47.3 | 74 | 0 | 2/1 |
| 2008 | Lee, Andy | 66 | 47.8 | 82 | 1 | 4/3 |
| 2009 | Lee, Andy | 99 | 47.6 | 64 | 0 | 2/2 |
| 2010 | Lee, Andy | 91 | 46.2 | 64 | 0 | 4/2 |
| 2011 | Lee, Andy | 78 | 50.9 | 68 | 1 | 1/1 |
| 2012 | Lee, Andy | 67 | 48.1 | 66 | 0 | 4/2 |
| 2013 | Lee, Andy | 79 | 48.2 | 62 | 0 | 3/1 |
| 2014 | Lee, Andy | 72 | 46.8 | 71 | 1 | 6/2 |
| 2015 | Pinion, Bradley | 86 | 43.9 | 62 | 0 | 27/13 |
| 2016 | Pinion, Bradley | 100 | 44.0 | 65 | 0 | 29/15 |

+ Team Record * NFL Record

49ERS YEARLY STATISTICAL LEADERS

SCORING (BASED ON POINTS)

| Year | Player | TD | PAT | FG | Pts | Rank |
|------|-------------------|----|--------|----|-----|-------|
| 1946 | Beals, Alyn | 10 | 1 | 0 | 61 | — |
| 1947 | Beals, Alyn | 10 | 0 | 0 | 60 | — |
| 1948 | Beals, Alyn | 14 | 0 | 0 | 84 | — |
| 1949 | Beals, Alyn | 12 | 1 | 0 | 73 | — |
| 1950 | Soltau, Gordie | 1 | 26 | 4 | 44 | 22 |
| 1951 | Soltau, Gordie | 7 | 30 | 6 | 90 | 5 |
| 1952 | Soltau, Gordie | 7 | 34 | 6 | 94 | — |
| 1953 | Soltau, Gordie | 6 | 48 | 10 | 114 | 1 |
| 1954 | Soltau, Gordie | 2 | 31 | 11 | 76 | 4 |
| 1955 | Soltau, Gordie | 1 | 27 | 3 | 42 | 24 |
| | Wilson, Billy | 7 | 0 | 0 | 42 | 24 |
| 1956 | Soltau, Gordie | 1 | 26 | 13 | 71 | 6 |
| 1957 | Soltau, Gordie | 0 | 33 | 9 | 60 | 9 |
| 1958 | Soltau, Gordie | 0 | 29 | 8 | 53 | 20 |
| 1959 | Davis, Tommy | 0 | 31 | 12 | 67 | 9 |
| 1960 | Davis, Tommy | 0 | 21 | 19 | 78 | 9 |
| 1961 | Davis, Tommy | 0 | 44 | 12 | 80 | 8 |
| 1962 | Davis, Tommy | 0 | 36 | 10 | 66 | 16 |
| 1963 | Davis, Tommy | 0 | 24 | 10 | 54 | 21 |
| 1964 | Davis, Tommy | 0 | 30 | 8 | 54 | 24 |
| 1965 | Davis, Tommy | 0 | 52 | 17 | 103 | 4 |
| 1966 | Davis, Tommy | 0 | 38 | 16 | 86 | 12 |
| 1967 | Davis, Tommy | 0 | 33 | 14 | 75 | 10 |
| 1968 | Davis, Tommy | 0 | 26 | 9 | 53 | 19 |
| 1969 | Willard, Ken | 10 | 0 | 0 | 60 | 21 |
| 1970 | Gossett, Bruce | 0 | 39 | 21 | 102 | 6/4 |
| 1971 | Gossett, Bruce | 0 | 32 | 23 | 101 | 5/3 |
| 1972 | Gossett, Bruce | 0 | 41 | 18 | 95 | 13/7 |
| 1973 | Gossett, Bruce | 0 | 26 | 26 | 104 | 7/4 |
| 1974 | Gossett, Bruce | 0 | 25 | 11 | 58 | 25/8 |
| 1975 | Mike-Mayer, Steve | 0 | 27 | 14 | 69 | 22/9 |
| 1976 | Mike-Mayer, Steve | 0 | 26 | 16 | 74 | 25/9 |
| 1977 | Williams, Delvin | 9 | 0 | 0 | 54 | 14/10 |
| 1978 | Wersching, Ray | 0 | 24 | 15 | 69 | 22/9 |
| 1979 | Wersching, Ray | 0 | 32 | 20 | 92 | 12/5 |
| 1980 | Wersching, Ray | 0 | 33 | 15 | 78 | 18/10 |
| 1981 | Wersching, Ray | 0 | 30 | 17 | 81 | 22/13 |
| 1982 | Wersching, Ray | 0 | 23 | 12 | 59 | 9/4 |
| 1983 | Wersching, Ray | 0 | 51 | 25 | 126 | 3/3 |
| 1984 | Wersching, Ray | 0 | 56 | 25 | 131 | 1/1 |
| 1985 | Wersching, Ray | 0 | 52 | 13 | 91 | 21/11 |
| 1986 | Wersching, Ray | 0 | 41 | 25 | 116 | 3/3 |
| 1987 | Rice, Jerry | 23 | 0 | 0 | 138 | 1/1 |
| 1988 | Cofer, Mike | 0 | 40 | 27 | 121 | 2/1 |
| 1989 | Cofer, Mike | 0 | 49 | 29 | 136 | 1/1 |
| 1990 | Cofer, Mike | 0 | 39 | 24 | 111 | 4/3 |
| 1991 | Cofer, Mike | 0 | 49 | 14 | 91 | 17/8 |
| 1992 | Cofer, Mike | 0 | 53 | 18 | 107 | 8/4 |
| 1993 | Cofer, Mike | 0 | 59 | 16 | 107 | 11t/6 |
| 1994 | Brien, Doug | 0 | 60 | 15 | 105 | 11t/4 |
| 1995 | Rice, Jerry | 17 | 1(2PT) | 0 | 104 | 19/10 |
| 1996 | Wilkins, Jeff | 0 | 40 | 30 | 130 | 4/2 |
| 1997 | Anderson, Gary | 0 | 38 | 29 | 125 | 3/2 |
| 1998 | Richey, Wade | 0 | 49 | 18 | 103 | 14/6 |
| 1999 | Richey, Wade | 0 | 30 | 21 | 93 | 21/8 |
| 2000 | Richey, Wade | 0 | 43 | 15 | 88 | 28/13 |
| 2001 | Cortez, Jose | 0 | 47 | 18 | 101 | 16/8 |
| 2002 | Owens, Terrell | 14 | 0 | 0 | 84 | 8t/3* |
| 2003 | Peterson, Todd | 0 | 22 | 12 | 58 | 30/14 |
| 2004 | Peterson, Todd | 0 | 23 | 18 | 77 | 42/18 |

FIELD GOAL PERCENTAGE

| Year | Player | Att | Made | Pct | Lg | Rank |
|------|-------------------|-----|------|------|-----|---------|
| 1946 | Vetrano, Joe | 7 | 4 | .571 | 26 | — |
| 1947 | Vetrano, Joe | 8 | 4 | .500 | 30 | — |
| 1948 | Vetrano, Joe | 8 | 5 | .625 | 47 | — |
| 1949 | Vetrano, Joe | 4 | 3 | .750 | 28 | — |
| 1950 | Soltau, Gordie | 8 | 4 | .500 | 26 | DNQ |
| 1951 | Soltau, Gordie | 18 | 6 | .333 | 42 | 9 |
| 1952 | Soltau, Gordie | 12 | 6 | .500 | 31 | 5 |
| 1953 | Soltau, Gordie | 15 | 10 | .667 | 39 | 2 |
| 1954 | Soltau, Gordie | 18 | 11 | .611 | 37 | 3 |
| 1955 | Soltau, Gordie | 12 | 3 | .250 | 28 | 11 |
| 1956 | Soltau, Gordie | 20 | 13 | .650 | 40 | 3 |
| 1957 | Soltau, Gordie | 15 | 9 | .600 | 37 | 5 |
| 1958 | Soltau, Gordie | 21 | 8 | .381 | 39 | 9 |
| 1959 | Davis, Tommy | 26 | 12 | .462 | 43 | 5 |
| 1960 | Davis, Tommy | 32 | 19 | .594 | 40 | 7 |
| 1961 | Davis, Tommy | 22 | 12 | .545 | 46 | 6 |
| 1962 | Davis, Tommy | 23 | 10 | .435 | 42 | 15 |
| 1963 | Davis, Tommy | 31 | 10 | .323 | 46 | 22 |
| 1964 | Davis, Tommy | 25 | 8 | .320 | *53 | 19 |
| 1965 | Davis, Tommy | 27 | 17 | .630 | *53 | 5t |
| 1966 | Davis, Tommy | 31 | 16 | .516 | 46 | 15t |
| 1967 | Davis, Tommy | 33 | 14 | .424 | 50 | 23 |
| 1968 | Davis, Tommy | 16 | 9 | .563 | 38 | 14 |
| 1969 | Davis, Tommy | 10 | 3 | .300 | 48 | DNQ |
| 1970 | Gossett, Bruce | 31 | 21 | .677 | 48 | 5/3 |
| 1971 | Gossett, Bruce | 36 | 23 | .639 | 48 | 9/5 |
| 1972 | Gossett, Bruce | 29 | 18 | .621 | 50 | 15/6 |
| 1973 | Gossett, Bruce | 33 | 26 | .788 | 54 | 1**/1 |
| 1974 | Gossett, Bruce | 24 | 11 | .458 | 46 | 22/11 |
| 1975 | Mike-Mayer, Steve | 28 | 14 | .500 | 54 | 22t/11 |
| 1976 | Mike-Mayer, Steve | 28 | 16 | .571 | 45 | 16t/9 |
| 1977 | Wersching, Ray | 17 | 10 | .588 | 50 | 15/5 |
| 1978 | Wersching, Ray | 23 | 15 | .652 | 45 | 12/6 |
| 1979 | Wersching, Ray | 24 | 20 | .833 | 47 | 2/1 |
| 1980 | Wersching, Ray | 19 | 15 | .789 | 47 | 2/1 |
| 1981 | Wersching, Ray | 23 | 17 | .739 | 48 | 5/4 |
| 1982 | Wersching, Ray | 17 | 12 | .706 | 45 | 15/8 |
| 1983 | Wersching, Ray | 30 | 25 | .833 | 52 | 5t/1t |
| 1984 | Wersching, Ray | 35 | 25 | .714 | 53 | 17/11 |
| 1985 | Wersching, Ray | 21 | 13 | .619 | 45 | 22/11 |
| 1986 | Wersching, Ray | 35 | 25 | .714 | 50 | 11t/5t |
| 1987 | Wersching, Ray | 17 | 13 | .765 | 45 | 12/6 |
| 1988 | Cofer, Mike | 38 | 27 | .711 | 52 | 17/10 |
| 1989 | Cofer, Mike | 36 | 29 | .806 | 47 | 4/2 |
| 1990 | Cofer, Mike | 36 | 24 | .667 | *56 | 26t/11t |
| 1991 | Cofer, Mike | 28 | 14 | .500 | 50 | 28/14 |
| 1992 | Cofer, Mike | 27 | 18 | .667 | 46 | 21/11 |
| 1993 | Cofer, Mike | 26 | 16 | .615 | 46 | 26/12 |
| 1994 | Brien, Doug | 20 | 15 | .750 | 48 | 20/7 |
| 1995 | Wilkins, Jeff | 13 | 12 | .923 | 40 | DNQ |
| 1996 | Wilkins, Jeff | 34 | 30 | .882 | 49 | 4/3 |
| 1997 | Anderson, Gary | 36 | 29 | .806 | 51 | 11/7 |
| 1998 | Richey, Wade | 27 | 18 | .667 | 46 | 27t/13t |
| 1999 | Richey, Wade | 23 | 21 | .913 | 52 | 1**/1 |
| 2000 | Richey, Wade | 22 | 15 | .682 | 47 | 28/14 |
| 2001 | Cortez, Jose | 25 | 18 | .720 | 52 | 21/12 |
| 2002 | Cortez, Jose | 24 | 18 | .750 | 45 | 26/13t |
| 2003 | Peterson, Todd | 15 | 12 | .800 | 48 | DNQ |
| 2004 | Peterson, Todd | 22 | 18 | .818 | 51 | 15t/6t |
| 2005 | Nedney, Joe | 28 | 26 | .929 | 56 | 3/2 |

49ERS YEARLY STATISTICAL LEADERS

SCORING (BASED ON POINTS)

| Year | Player | TD | PAT | FG | Pts | Rank |
|------|--------------|----|-----|----|-----|---------|
| 2005 | Nedney, Joe | 0 | 19 | 26 | 97 | 22t/8t |
| 2006 | Nedney, Joe | 0 | 29 | 29 | 116 | 7t/4t |
| 2007 | Nedney, Joe | 0 | 22 | 17 | 73 | 35/17 |
| 2008 | Nedney, Joe | 0 | 34 | 29 | 121 | 15/9 |
| 2009 | Nedney, Joe | 0 | 33 | 17 | 84 | 28t/14 |
| 2010 | Nedney, Joe | 0 | 17 | 11 | 50 | 65t/31t |
| 2011 | Akers, David | 0 | 34 | 44 | 166 | 1/1 |
| 2012 | Akers, David | 0 | 44 | 29 | 131 | 9/5 |
| 2013 | Dawson, Phil | 0 | 44 | 32 | 140 | 6t/3 |
| 2014 | Dawson, Phil | 0 | 33 | 25 | 108 | 19/9 |
| 2015 | Dawson, Phil | 0 | 20 | 24 | 92 | 24/12 |
| 2016 | Dawson, Phil | 0 | 33 | 18 | 87 | 30/14 |

FIELD GOAL PERCENTAGE

| Year | Player | Att | Made | Pct | Lg | Rank |
|------|--------------|-----|------|------|-----|--------|
| 2006 | Nedney, Joe | 35 | 29 | .829 | 51 | 16/9 |
| 2007 | Nedney, Joe | 19 | 17 | .895 | 50 | 5/1 |
| 2008 | Nedney, Joe | 33 | 29 | .878 | 53 | 12/7 |
| 2009 | Nedney, Joe | 21 | 17 | .810 | 51 | 21/9 |
| 2010 | Reed, Jeff | 10 | 9 | .900 | 47 | NA |
| 2011 | Akers, David | 52 | 44 | .846 | 55 | 14/7 |
| 2012 | Akers, David | 42 | 29 | .690 | 63* | 30/14 |
| 2013 | Dawson, Phil | 36 | 32 | .889 | 56 | 14t/6t |
| 2014 | Dawson, Phil | 31 | 25 | .806 | 55 | 25/13 |
| 2015 | Dawson, Phil | 27 | 24 | .889 | 54 | 10/7 |
| 2016 | Dawson, Phil | 21 | 18 | .857 | 53 | 11/6 |

* LONGEST FIELD GOAL IN NFL THAT YEAR; ** LEADER BASED ON FIELD GOAL PCT OF KICKERS WITH 15-OR-MORE MADE; DNQ - DID NOT QUALIFY FOR THE LEAGUE MINIMUM

49ERS YEARLY STATISTICAL LEADERS

KICKOFF RETURNS (BASED ON AVG.) (MIN. 20 RETURNS)

| YEAR | Player | No | Yds | Avg | Lg | TD | Rank |
|------|-------------------|----|-------|------|------|----|-------|
| 1946 | Eshmont, Len | 10 | 264 | 26.4 | — | 0 | DNQ |
| 1947 | Eshmont, Len | 9 | 177 | 19.7 | — | 0 | DNQ |
| 1948 | Hall, Forrest | 13 | 369 | 28.4 | — | 0 | 3 |
| 1949 | Perry, Joe | 14 | 337 | 24.1 | — | 0 | 5 |
| 1950 | Cathcart, Sam | 14 | 329 | 23.9 | 62 | 0 | 20 |
| 1951 | Arenas, Joe | 21 | 542 | 25.8 | 49 | 0 | 8 |
| 1952 | McElhenny, Hugh | 18 | 396 | 22.0 | 40 | 0 | 16 |
| 1953 | Arenas, Joe | 16 | 551 | 34.4 | 82 | 0 | 1 |
| 1954 | Arenas, Joe | 16 | 362 | 22.6 | 41 | 0 | 11 |
| 1955 | Arenas, Joe | 24 | 594 | 24.8 | 42 | 0 | 7 |
| 1956 | Arenas, Joe | 27 | 801 | 29.7 | 96t | 1 | 2 |
| 1957 | Arenas, Joe | 24 | 657 | 27.4 | 64 | 0 | 2 |
| 1958 | Smith, J.D. | 15 | 356 | 23.7 | 39 | 0 | 8 |
| 1959 | Lyles, Lenny | 25 | 565 | 22.6 | 46 | 0 | 10 |
| 1960 | Lyles, Lenny | 17 | 526 | 30.9 | 97t | 1 | 2 |
| 1961 | Woodson, Abe | 27 | 782 | 29.0 | 98t | 1 | 3 |
| 1962 | Woodson, Abe | 37 | 1,157 | 31.3 | 79 | 0 | 1 |
| 1963 | Woodson, Abe | 29 | 935 | 32.2 | 103t | 3 | 1 |
| 1964 | Woodson, Abe | 32 | 880 | 27.5 | 70 | 0 | 4 |
| 1965 | Alexander, Kermit | 32 | 741 | 23.2 | 46 | 0 | 20 |
| 1966 | Alexander, Kermit | 37 | 984 | 26.6 | 56 | 0 | 7 |
| 1967 | Cunningham, Doug | 31 | 826 | 26.6 | 94 | 0 | 5 |
| 1968 | Alexander, Kermit | 20 | 360 | 18.0 | 35 | 0 | 24 |
| 1969 | Smith, Noland | 14 | 310 | 22.1 | 60 | 0 | DNQ |
| 1970 | Tucker, Bill | 25 | 577 | 23.1 | 43 | 0 | 16/9 |
| 1971 | Washington, Vic | 33 | 858 | 26.0 | 74 | 0 | 12/8 |
| 1972 | Washington, Vic | 27 | 771 | 28.6 | 98t | 1 | 4/3 |
| 1973 | Washington, Vic | 24 | 549 | 22.9 | 38 | 0 | 26/10 |
| 1974 | Holmes, Mike | 25 | 612 | 24.5 | 57 | 0 | 15/6 |
| 1975 | Moore, Manfred | 26 | 650 | 25.0 | 52 | 0 | 10/5 |
| 1976 | Leonard, Anthony | 26 | 553 | 21.3 | 39 | 0 | 29/13 |
| 1977 | Hofer, Paul | 36 | 871 | 24.2 | 48 | 0 | 12/7 |
| 1978 | Williams, Dave | 34 | 745 | 21.9 | 89t | 1 | 23/8 |
| 1979 | Owens, James | 41 | 1,002 | 24.4 | 85t | 1 | 5/3 |
| 1980 | Owens, James | 31 | 726 | 23.4 | 101t | 1 | 4/3 |
| 1981 | Lawrence, Amos | 17 | 437 | 25.7 | 92t | 1 | 3/2 |
| 1982 | McLemore, Dana | 16 | 353 | 22.1 | 45 | 0 | 18/9 |
| 1983 | McLemore, Dana | 30 | 576 | 19.2 | 39 | 0 | 30/14 |
| 1984 | Monroe, Carl | 27 | 561 | 20.8 | 44 | 0 | 19/9 |
| 1985 | Monroe, Carl | 28 | 717 | 25.6 | 95t | 1 | 4/3 |
| 1986 | Crawford, Derrick | 15 | 280 | 18.7 | 34 | 0 | DNQ |
| 1987 | Rodgers, Del | 17 | 358 | 21.1 | 50 | 0 | DNQ |
| 1988 | DuBose, Doug | 32 | 608 | 19.0 | 44 | 0 | 27/11 |
| 1989 | Flagler, Terrence | 32 | 643 | 20.1 | 41 | 0 | 18/11 |
| 1990 | Carter, Dexter | 41 | 783 | 19.1 | 35 | 0 | 21/11 |
| 1991 | Carter, Dexter | 37 | 839 | 22.7 | 98t | 1 | 5/3 |
| 1992 | Logan, Marc | 22 | 478 | 21.7 | 82 | 0 | 9/6 |
| 1993 | Carter, Dexter | 25 | 494 | 19.8 | 60 | 0 | 18/11 |
| 1994 | Carter, Dexter | 48 | 1,105 | 23.0 | 96t | 1 | 15/11 |
| 1995 | Carter, Dexter | 23 | 522 | 22.7 | 46 | 0 | DNQ |
| 1996 | Carter, Dexter | 41 | 909 | 22.2 | 71 | 0 | 21/10 |
| 1997 | Levy, Chuck | 36 | 793 | 22.0 | 59 | 0 | 22/12 |
| 1998 | Levy, Chuck | 22 | 383 | 17.4 | 30 | 0 | DNQ |
| 1999 | McQuarters, R.W. | 26 | 568 | 21.8 | 37 | 0 | DNQ |
| 2000 | Williams, Kevin | 30 | 536 | 17.9 | 33 | 0 | DNQ |
| 2001 | Sutherland, Vinny | 50 | 1,140 | 22.8 | 65 | 0 | 19/11 |
| 2002 | Williams, Jimmy | 35 | 765 | 21.9 | 50 | 0 | 29/18 |
| 2003 | Wilson, Cedrick | 37 | 836 | 22.6 | 95t | 1 | 16/10 |
| 2004 | Robertson, Jamal | 25 | 560 | 22.4 | 37 | 0 | 11/5 |
| 2005 | Hicks, Maurice | 34 | 689 | 20.3 | 40 | 0 | 36/18 |

PUNT RETURNS (BASED ON AVERAGE) (MIN. 10 RETURNS)

| Year | Player | No | Yds | Avg | Lg | TD | Rank |
|------|--------------------|----|-----|------|-----|----|-------|
| 1946 | Casanega, Ken | 18 | 248 | 13.8 | — | 0 | DNQ |
| 1947 | Vetrano, Joe | 12 | 137 | 11.4 | — | 0 | DNQ |
| 1948 | Cason, Jim | 22 | 309 | 14.0 | — | 0 | DNQ |
| 1949 | Cason, Jim | 21 | 351 | 16.7 | — | 0 | DNQ |
| 1950 | Cathcart, Sam | 16 | 185 | 11.6 | 29 | 0 | 10 |
| 1951 | Arenas, Joe | 21 | 272 | 13.0 | 51 | 0 | 6 |
| 1952 | McElhenny, Hugh | 20 | 284 | 14.2 | 94t | 1 | 5 |
| 1953 | McElhenny, Hugh | 15 | 104 | 6.9 | 25 | 0 | 7 |
| 1954 | Arenas, Joe | 23 | 117 | 5.1 | 23 | 0 | 6 |
| 1955 | Arenas, Joe | 21 | 55 | 2.6 | 7 | 0 | 17 |
| 1956 | Arenas, Joe | 19 | 117 | 6.2 | 67t | 1 | 8 |
| 1957 | Arenas, Joe | 25 | 80 | 3.2 | 26 | 0 | 13 |
| 1958 | McElhenny, Hugh | 24 | 93 | 3.9 | 18 | 0 | 16 |
| 1959 | Woodson, Abe | 15 | 143 | 9.5 | 65 | 0 | 6 |
| 1960 | Woodson, Abe | 13 | 174 | 13.4 | 48 | 0 | 1 |
| 1961 | Woodson, Abe | 16 | 172 | 10.8 | 80t | 1 | 4 |
| 1962 | Woodson, Abe | 19 | 179 | 9.4 | 85t | 1 | 4 |
| 1963 | Woodson, Abe | 13 | 95 | 7.3 | 13 | 0 | 13 |
| 1964 | Alexander, Kermit | 21 | 189 | 9.0 | 70t | 1 | 8 |
| 1965 | Alexander, Kermit | 35 | 262 | 7.5 | 40 | 0 | 7 |
| 1966 | Alexander, Kermit | 30 | 198 | 6.6 | 44t | 4 | 6 |
| 1967 | Cunningham, Doug | 27 | 249 | 9.2 | 57 | 0 | 3 |
| 1968 | Alexander, Kermit | 24 | 87 | 3.6 | 26 | 0 | 16 |
| 1969 | Smith, Noland | 10 | 46 | 4.6 | 18 | 0 | 19 |
| 1970 | Taylor, Bruce | 43 | 516 | 12.0 | 76 | 0 | 2/1 |
| 1971 | Taylor, Bruce | 34 | 235 | 6.9 | 38 | 0 | 15/6 |
| 1972 | McGill, Ralph | 22 | 219 | 10.0 | 33 | 0 | 4/3 |
| 1973 | Taylor, Bruce | 15 | 207 | 13.8 | 61 | 0 | 1/1 |
| 1974 | McGill, Ralph | 20 | 161 | 8.3 | 47 | 0 | 20/13 |
| 1975 | McGill, Ralph | 31 | 290 | 9.4 | 34 | 0 | 18/9 |
| 1976 | Leonard, Anthony | 35 | 293 | 8.4 | 60t | 1 | 20/9 |
| 1977 | Leonard, Anthony | 22 | 154 | 7.0 | 19 | 0 | 30/13 |
| 1978 | Steptoe, Jack | 11 | 129 | 11.7 | 28 | 0 | DNQ |
| 1979 | Solomon, Freddie | 23 | 142 | 6.2 | 14 | 0 | 23/9 |
| 1980 | Solomon, Freddie | 27 | 298 | 11.0 | 57t | 2 | 3/2 |
| 1981 | Hicks, Dwight | 19 | 171 | 9.0 | 39 | 0 | DNQ |
| 1982 | McLemore, Dana | 7 | 156 | 22.3 | 93t | 1 | DNQ |
| 1983 | McLemore, Dana | 31 | 331 | 10.7 | 56t | 1 | 6/2 |
| 1984 | McLemore, Dana | 45 | 521 | 11.6 | 79t | 1 | 4/2 |
| 1985 | McLemore, Dana | 38 | 258 | 6.8 | 22 | 0 | 21/9 |
| 1986 | Griffin, Don | 38 | 377 | 9.9 | 76t | 1 | 5/2 |
| 1987 | McLemore, Dana | 21 | 265 | 12.6 | 83t | 1 | 2/2 |
| 1988 | Taylor, John | 44 | 556 | 12.6 | 95t | 2 | 1/1 |
| 1989 | Taylor, John | 36 | 417 | 11.6 | 37 | 0 | 5/4 |
| 1990 | Taylor, John | 26 | 212 | 8.2 | 30 | 0 | 13/8 |
| 1991 | Taylor, John | 31 | 267 | 8.6 | 24 | 0 | 9/5 |
| 1992 | Grant, Alan | 29 | 249 | 8.6 | 46 | 0 | 12/6 |
| 1993 | Carter, Dexter | 34 | 411 | 12.1 | 72t | 1 | 5/2 |
| 1994 | Carter, Dexter | 38 | 321 | 8.4 | 26 | 0 | 14/11 |
| 1995 | Taylor, John | 11 | 56 | 5.1 | 11 | 0 | DNQ |
| 1996 | Carter, Dexter | 36 | 317 | 8.8 | 52 | 0 | 18/9 |
| 1997 | Uwaezuoke, Iheanyi | 34 | 373 | 11.0 | 36 | 0 | 11/6 |
| 1998 | McQuarters, R.W. | 47 | 406 | 8.6 | 72t | 1 | 19/10 |
| 1999 | McQuarters, R.W. | 18 | 90 | 5.0 | 32 | 0 | DNQ |
| 2000 | Williams, Kevin | 26 | 220 | 8.5 | 25 | 0 | DNQ |
| 2001 | Sutherland, Vinny | 21 | 147 | 7.0 | 19 | 0 | DNQ |
| 2002 | Williams, Jimmy | 20 | 336 | 16.8 | 89t | 1 | 1/1 |
| 2003 | Williams, Jimmy | 35 | 240 | 6.9 | 20 | 0 | 26/11 |
| 2004 | Battle, Arnaz | 31 | 266 | 8.6 | 71t | 1 | 15/6 |
| 2005 | Amev, Fred | 11 | 125 | 11.4 | 75t | 1 | DNQ |

49ERS YEARLY STATISTICAL LEADERS

KICKOFF RETURNS (BASED ON AVG.) (MIN. 20 RETURNS)

| YEAR | Player | No | Yds | Avg | Lg | TD | Rank |
|------|-------------------|----|-------|------|------|----|-------|
| 2006 | Hicks, Maurice | 57 | 1,428 | 25.1 | 64 | 0 | 12/4 |
| 2007 | Hicks, Maurice | 63 | 1,502 | 23.8 | 55 | 0 | 20/9 |
| 2008 | Rossum, Allen | 47 | 1,259 | 26.8 | 104t | 1 | 6/3 |
| 2009 | Robinson, Michael | 18 | 414 | 23.0 | 40 | 0 | DNQ |
| 2010 | Ginn Jr., Ted | 47 | 992 | 21.1 | 61 | 0 | 33/17 |
| 2011 | Ginn Jr., Ted | 29 | 800 | 27.6 | 102t | 1 | 3/2 |
| 2012 | James, LaMichael | 14 | 417 | 29.8 | 62 | 0 | DNQ |
| 2013 | James, LaMichael | 12 | 321 | 26.8 | 41 | 0 | DNQ |
| 2014 | Ellington, Bruce | 24 | 614 | 25.6 | 38 | 0 | 7/3 |
| 2015 | Ellington, Bruce | 26 | 665 | 25.6 | 40 | 0 | 9/7 |
| 2016 | Shepherd, JaCorey | 21 | 456 | 21.7 | 41 | 0 | 9/7 |

*DNQ – Insufficient returns to qualify for NFL rankings

PUNT RETURNS (BASED ON AVERAGE) (MIN. 10 RETURNS)

| Year | Player | No | Yds | Avg | Lg | TD | Rank |
|------|-------------------|----|-----|------|-----|----|--------|
| 2006 | Williams, Brandon | 22 | 147 | 6.7 | 25 | 0 | 28/15 |
| 2007 | Lewis, Michael | 44 | 336 | 7.6 | 51 | 0 | 18/9 |
| 2008 | Rossum, Allen | 15 | 223 | 14.9 | 45 | 0 | DNQ |
| 2009 | Battle, Arnaz | 21 | 61 | 2.9 | 18 | 0 | 28/13 |
| 2010 | Ginn Jr., Ted | 24 | 321 | 13.4 | 78t | 1 | 3/2 |
| 2011 | Ginn Jr., Ted | 38 | 466 | 12.3 | 55t | 1 | 4/3 |
| 2012 | Ginn Jr., Ted | 32 | 326 | 10.2 | 38 | 0 | 11/3 |
| 2013 | James, LaMichael | 23 | 251 | 10.9 | 40 | 0 | 10t/6t |
| 2014 | Ellington, Bruce | 23 | 188 | 8.2 | 23 | 0 | 13/7 |
| 2015 | Ellington, Bruce | 19 | 137 | 7.2 | 36 | 0 | DNQ |
| 2016 | Kerley, Jeremy | 21 | 158 | 7.5 | 26 | 0 | 16/9 |

*DNQ – Insufficient returns to qualify for NFL rankings

49ERS YEARLY STATISTICAL LEADERS

ALL-PURPOSE YARDS (SINCE 1950)

| Year | Player | Rush | | Rec | | Off | Punt Ret | | Kick Ret | | Ret Yds | Def Yds | Tot Yds |
|------|-------------------|------|-------|-----|-------|-------|----------|-----|----------|-------|---------|---------|---------|
| | | No | Yds | No | Yds | | No | Yds | No | Yds | | | |
| 1950 | Perry, Joe | 124 | 647 | 13 | 69 | 716 | 0 | 0 | 12 | 223 | 0 | 0 | 939 |
| 1951 | Perry, Joe | 136 | 677 | 18 | 167 | 844 | 0 | 0 | 1 | 32 | 0 | 0 | 876 |
| 1952 | McElhenny, Hugh | 98 | 684 | 26 | 367 | 1,051 | 20 | 284 | 20 | 284 | 680 | 0 | 1,731 |
| 1953 | McElhenny, Hugh | 112 | 503 | 30 | 474 | 977 | 15 | 104 | 15 | 368 | 472 | 0 | 1,449 |
| 1954 | Perry, Joe | 173 | 1,049 | 26 | 203 | 1,252 | 0 | 0 | 0 | 0 | 0 | 0 | 1,252 |
| 1955 | Wilson, Billy | 0 | 0 | 53 | 831 | 831 | 0 | 0 | 0 | 0 | 0 | 0 | 831 |
| 1956 | McElhenny, Hugh | 185 | 916 | 16 | 193 | 1,109 | 15 | 38 | 13 | 300 | 338 | 0 | 1,447 |
| 1957 | McElhenny, Hugh | 102 | 478 | 37 | 458 | 936 | 0 | 0 | 0 | 0 | 0 | 0 | 936 |
| 1958 | Perry, Joe | 125 | 758 | 23 | 218 | 976 | 0 | 0 | 0 | 0 | 0 | 0 | 976 |
| 1959 | Smith, J.D. | 207 | 1,036 | 13 | 133 | 1,169 | 0 | 0 | 0 | 0 | 0 | 0 | 1,169 |
| 1960 | Smith, J.D. | 174 | 780 | 36 | 181 | 961 | 0 | 0 | 0 | 0 | 0 | 0 | 961 |
| 1961 | Smith, J.D. | 167 | 823 | 28 | 343 | 1,166 | 0 | 0 | 0 | 0 | 0 | 0 | 1,166 |
| 1962 | Woodson, Abe | 0 | 0 | 0 | 0 | 0 | 19 | 179 | 37 | 1,157 | 1,336 | 0 | 1,336 |
| 1963 | Woodson, Abe | 0 | 0 | 0 | 0 | 0 | 13 | 95 | 29 | 935 | 1,030 | 0 | 1,030 |
| 1964 | Woodson, Abe | 0 | 0 | 0 | 0 | 0 | 22 | 133 | 32 | 880 | 1,013 | 0 | 1,013 |
| 1965 | Parks, Dave | 0 | 0 | 80 | 1,344 | 1,344 | 0 | 0 | 0 | 0 | 0 | 0 | 1,344 |
| 1966 | Alexander, Kermit | 0 | 0 | 0 | 0 | 0 | 30 | 198 | 37 | 984 | 1,182 | 0 | 1,182 |
| 1967 | Cunningham, Doug | 0 | 0 | 0 | 0 | 0 | 27 | 249 | 31 | 826 | 1,075 | 0 | 1,075 |
| 1968 | Willard, Ken | 227 | 967 | 36 | 232 | 1,199 | 0 | 0 | 0 | 0 | 0 | 0 | 1,199 |
| 1969 | Cunningham, Doug | 147 | 541 | 51 | 484 | 1,025 | 0 | 0 | 0 | 0 | 0 | 0 | 1,025 |
| 1970 | Washington, Gene | 0 | 0 | 53 | 1,100 | 1,100 | 0 | 0 | 0 | 0 | 0 | 0 | 1,100 |
| 1971 | Washington, Vic | 191 | 811 | 36 | 317 | 1,128 | 0 | 0 | 33 | 858 | 858 | 0 | 1,986 |
| 1972 | Washington, Vic | 141 | 468 | 43 | 393 | 861 | 0 | 0 | 27 | 771 | 771 | 0 | 1,632 |
| 1973 | McGill, Ralph | 0 | 0 | 0 | 0 | 0 | 22 | 186 | 17 | 374 | 560 | 0 | 560 |
| 1974 | Jackson, Wilbur | 174 | 705 | 23 | 190 | 895 | 0 | 0 | 0 | 0 | 0 | 0 | 895 |
| 1975 | Williams, Delvin | 117 | 631 | 34 | 370 | 1,001 | 0 | 0 | 0 | 0 | 0 | 0 | 1,001 |
| 1976 | Williams, Delvin | 248 | 1,203 | 27 | 283 | 1,486 | 0 | 0 | 0 | 0 | 0 | 0 | 1,486 |
| 1977 | Williams, Delvin | 268 | 931 | 20 | 179 | 1,110 | 0 | 0 | 0 | 0 | 0 | 0 | 1,110 |
| 1978 | Williams, Dave | 0 | 0 | 0 | 0 | 0 | 0 | 0 | 34 | 745 | 745 | 0 | 745 |
| 1979 | Hofer, Paul | 123 | 615 | 58 | 662 | 1,277 | 0 | 0 | 0 | 0 | 0 | 0 | 1,277 |
| 1980 | Cooper, Earl | 171 | 720 | 83 | 567 | 1,287 | 0 | 0 | 0 | 0 | 0 | 0 | 1,287 |
| 1981 | Clark, Dwight | 3 | 32 | 85 | 1,105 | 1,137 | 0 | 0 | 0 | 0 | 0 | 0 | 1,137 |
| 1982 | Clark, Dwight | 0 | 0 | 60 | 913 | 913 | 0 | 0 | 0 | 0 | 0 | 0 | 913 |
| 1983 | Craig, Roger | 176 | 725 | 48 | 427 | 1,152 | 0 | 0 | 0 | 0 | 0 | 0 | 1,152 |
| 1984 | Tyler, Wendell | 246 | 1,262 | 28 | 230 | 1,492 | 0 | 0 | 0 | 0 | 0 | 0 | 1,492 |
| 1985 | Craig, Roger | 214 | 1,050 | 92 | 1,016 | 2,066 | 0 | 0 | 0 | 0 | 0 | 0 | 2,066 |
| 1986 | Rice, Jerry | 10 | 72 | 86 | 1,570 | 1,642 | 0 | 0 | 0 | 0 | 0 | 0 | 1,642 |
| 1987 | Craig, Roger | 215 | 815 | 66 | 492 | 1,307 | 0 | 0 | 0 | 0 | 0 | 0 | 1,307 |
| 1988 | Craig, Roger | 310 | 1,502 | 76 | 534 | 2,036 | 0 | 0 | 0 | 0 | 0 | 0 | 2,036 |
| 1989 | Taylor, John | 1 | 6 | 60 | 1,077 | 1,083 | 36 | 417 | 2 | 51 | 468 | 0 | 1,551 |
| 1990 | Rice, Jerry | 2 | 0 | 100 | 1,502 | 1,502 | 0 | 0 | 0 | 0 | 0 | 0 | 1,502 |
| 1991 | Rice, Jerry | 1 | 2 | 80 | 1,206 | 1,208 | 0 | 0 | 0 | 0 | 0 | 0 | 1,208 |
| 1992 | Watters, Ricky | 206 | 1,013 | 43 | 405 | 1,418 | 0 | 0 | 0 | 0 | 0 | 0 | 1,418 |
| 1993 | Rice, Jerry | 3 | 69 | 98 | 1,503 | 1,572 | 0 | 0 | 0 | 0 | 0 | 0 | 1,572 |
| 1994 | Watters, Ricky | 239 | 877 | 66 | 719 | 1,596 | 0 | 0 | 0 | 0 | 0 | 0 | 1,596 |
| 1995 | Rice, Jerry | 5 | 36 | 122 | 1,848 | 1,884 | 0 | 0 | 0 | 0 | 0 | 0 | 1,884 |
| 1996 | Rice, Jerry | 11 | 77 | 108 | 1,254 | 1,331 | 0 | 0 | 0 | 0 | 0 | 0 | 1,331 |
| 1997 | Hearst, Garrison | 234 | 1,019 | 21 | 194 | 1,213 | 0 | 0 | 0 | 0 | 0 | 0 | 1,213 |
| 1998 | Hearst, Garrison | 310 | 1,570 | 39 | 535 | 2,105 | 0 | 0 | 0 | 0 | 0 | 0 | 2,105 |
| 1999 | Garner, Charlie | 241 | 1,229 | 56 | 535 | 1,764 | 0 | 0 | 0 | 0 | 0 | 0 | 1,764 |
| 2000 | Garner, Charlie | 258 | 1,142 | 68 | 647 | 1,789 | 0 | 0 | 0 | 0 | 0 | 0 | 1,789 |
| 2001 | Hearst, Garrison | 252 | 1,206 | 41 | 347 | 1,553 | 0 | 0 | 0 | 0 | 0 | 0 | 1,553 |
| 2002 | Owens, Terrell | 7 | 79 | 100 | 1,300 | 1,379 | 0 | 0 | 0 | 0 | 0 | 0 | 1,379 |
| 2003 | Barlow, Kevan | 201 | 1,024 | 35 | 307 | 1,331 | 0 | 0 | 0 | 0 | 0 | 0 | 1,331 |
| 2004 | Barlow, Kevan | 244 | 822 | 35 | 212 | 1,034 | 0 | 0 | 0 | 0 | 0 | 0 | 1,034 |
| 2005 | Hicks, Maurice | 59 | 308 | 3 | 12 | 320 | 0 | 0 | 34 | 689 | 689 | 0 | 1,009 |
| 2006 | Gore, Frank | 312 | 1,695 | 61 | 485 | 2,180 | 0 | 0 | 0 | 0 | 0 | 0 | 2,180 |
| 2007 | Gore, Frank | 260 | 1,102 | 53 | 436 | 1,538 | 0 | 0 | 0 | 0 | 0 | 0 | 1,538 |
| 2008 | Rossum, Allen | 1 | 1 | 1 | 4 | 5 | 15 | 223 | 47 | 1,259 | 1,482 | 0 | 1,487 |
| 2009 | Gore, Frank | 229 | 1,120 | 52 | 406 | 1,526 | 0 | 0 | 0 | 0 | 0 | 0 | 1,526 |
| 2010 | Ginn Jr., Ted | 2 | 11 | 12 | 163 | 174 | 24 | 321 | 47 | 992 | 1,313 | 0 | 1,487 |
| 2011 | Gore, Frank | 282 | 1,211 | 17 | 114 | 1,325 | 0 | 0 | 0 | 0 | 0 | 0 | 1,325 |
| 2012 | Gore, Frank | 258 | 1,214 | 28 | 234 | 1,448 | 0 | 0 | 0 | 0 | 0 | 0 | 1,448 |
| 2013 | Gore, Frank | 292 | 1,128 | 16 | 141 | 1,269 | 0 | 0 | 0 | 0 | 0 | 0 | 1,269 |
| 2014 | Gore, Frank | 255 | 1,106 | 11 | 111 | 1,217 | 0 | 0 | 0 | 0 | 0 | 0 | 1,217 |
| 2015 | Boldin, Anquan | 0 | 0 | 69 | 789 | 789 | 0 | 0 | 0 | 0 | 0 | 0 | 789 |
| 2016 | Hyde, Carlos | 217 | 988 | 27 | 163 | 1,151 | 0 | 0 | 0 | 0 | 0 | 0 | 1,151 |

BEST PERFORMANCES VS. 49ERS

SCORING

Points

36 Gale Sayers, at Chi. (12/12/65)

Touchdowns

6 Gale Sayers, at Chi. (12/12/65)

PATs

8 Rafael Septien, at Dal. (10/12/80)

8 Paige Cothren, vs. LA Rams (10/5/58)

PAT Attempts

8 Rafael Septien, at Dal. (10/12/80)

8 Paige Cothren, vs. LA Rams (10/5/58)

Field Goals

6 Neil Rackers, at Arz. in Mexico City (10/2/05)

5 Morten Andersen, at Atl. (9/3/00)

5 Chris Jacke, at GB (10/14/96)

5 Morten Andersen, at NO (10/25/87)

5 Lou Michaels, at Bal. (9/25/66)

Field Goal Attempts

7 Morten Andersen, at NO (10/25/87)

Long Field Goal

59 Graham Gano, at Car. (11/6/11)

59 Morten Andersen, at Atl. (12/24/95)

56 Al Del Greco, at Hou. (10/27/96)

55 John Kasay, at Car. (10/24/10)

54 Josh Brown, at StL (1/3/10)

54 Jan Stenerud, vs. KC (12/6/71)

RUSHING

Attempts

35 Clinton Portis, vs. Was. (12/18/04)

Marcel Shipp, at Arz. (10/26/03)

32 Calvin Hill, at Dal. (11/10/74)

Steven Jackson, at StL Rams (12/21/08)

Yards

192 Erric Pegram, vs. Atl. (9/19/93), 27 att.

181 Willie Galimore, vs. Chi. (9/16/62), 22 att.

175 Barry Sanders, vs. Det. (12/23/96), 28 att.

174 Rudi Johnson, at Cin. (12/14/03), 21 att.

174 Leroy Kelly, vs. Cle. (11/3/68), 27 att.

Touchdowns

4 LaDainian Tomlinson, vs. SD (10/15/06)

Gale Sayers, at Chi. (12/12/65)

Rick Casares, vs. Chi. (10/28/56)

Long

84t Chester Taylor, vs. Min. (12/9/07)

PASSING

Attempts

65 Tom Brady, at NE (12/16/12)

61 Brett Favre, at GB (10/14/96)

60 Richard Todd, at NYJ (9/21/80)

58 Glenn Foley, vs. NYJ (9/6/98)

58 Jay Schroeder, at Was. (12/1/85)

Completions

42 Richard Todd, at NYJ (9/21/80)

41 Eli Manning, at NYG (10/11/15)

37 Matt Ryan, vs. Atl. (12/23/13)

36 Tom Brady, at NE (12/16/12)

35 Dieter Brock, at LA Rams (10/27/85)

Yards

484 Kurt Warner, at Arz. (11/25/07)

471 Brad Johnson, vs. Was. (12/26/99)

460 Don Meredith, vs. Dal. (11/10/63)

447 Richard Todd, at NYJ (9/21/80)

444 Dan Fouts vs. SD (12/11/82)

Touchdowns

5 Donovan McNabb, at Phi. (9/18/05)

5 Kurt Warner, at StL (10/10/99)

5 Vince Ferragamo, at LA Rams (10/23/83)

5 Dan Fouts, vs. SD (12/11/82)

Interceptions

7 Steve DeBerg, at TB (9/7/86)

6 Steve Grogan, vs. NE (11/30/80)

Long

96t Tobin Rote to Billy Grimes, vs. GB (12/10/50)

Times Sacked

10 Phil Simms, vs. NYG (11/23/80)

10 James Harris, at LA Rams (10/11/76)

10 Bill Munson, vs. LA Rams (12/6/64)

RECEIVING

Receptions

17 Clark Gaines, at NYJ (9/21/80)

14 Roy Helu Jr. at Was. (11/6/11)

12 Roddy White, vs. Atl. (12/23/13)

12 Reggie Wayne, at Ind. (11/1/09)

12 Tim Hightower, at Ari. (9/13/09)

12 Cris Carter, vs. Min. (12/18/95)

12 Michael Irvin, at Dal. (10/17/93)

Yards

220 Don Beebe, at GB (10/14/96)

214 Harlon Hill, vs. Chi. (10/31/54)

213 Terrell Owens, at Dal. (11/23/08)

210 Roddy White, vs. Atl. (10/11/09)

202 Paul Flatley, vs. Min. (10/24/65)

Touchdowns

4 Isaac Bruce, at StL (10/10/99)

4 Ahmad Rashad, at Min. (9/2/79)

4 Harlon Hill, vs. Chi. (10/31/54)

Long

96t Billy Grimes, vs. GB (12/10/50)

INTERCEPTIONS

Interceptions

3 Bill Simpson, vs. LA Rams (11/20/77)

3 Gene Howard, at LA Rams (11/21/71)

3 Roy Winston, vs. Min. (10/25/64)

3 Jerry Richardson, at LAN (10/18/64)

3 Donald Doll, at Det. (10/8/50)

Yards

107 Aaron Martin, at LA Rams (10/18/64)

101 Tom Pridemore, at Atl. (9/20/81)

Long

101t Tom Pridemore, at Atl. (9/20/81)

SACKS

Sacks

4.5 Kevin Greene, vs. LA Rams (12/18/88)

3.0 13 Players

PUNTING

Punts

12 Wilbur Summers, vs. Det. (10/23/77)

12 Rusty Jackson, vs. LA Rams (11/21/76)

Average

58.5 Reggie Roby, at Mia. (9/28/86) (min. 4 pts)

Long

90 Don Chandler, at GB (10/10/65)

PUNT RETURNS

Returns

8 Rolland Lawrence, vs. Atl. (10/9/77)

7 Nate Burleson, at Sea. (12/6/09)

7 Alvin Pearman, at Jac. (12/18/05)

7 J.T. Smith, at Phx. (11/6/88)

7 Robbie Martin, vs. Ind. (10/5/86)

7 LeRoy Irvin, vs. LA Rams (10/25/81)

7 Roland Lawrence, vs. Atl. (10/23/76)

Yards

184 Tom Watkins, at Det. (10/6/63)

Long

90t Tom Watkins, at Det. (10/6/63)

KICKOFF RETURNS

Returns

9 Ahmad Merritt, vs. Chi. (9/7/03)

9 Eric Metcalf, vs. Atl. (9/29/96)

Yards

222 Leon Washington, vs. Sea. (12/12/10)

208 Ron Smith, at Chi. (11/19/72)

Long

101 Percy Harvin, at Min. (9/27/09)

101 Mel Gray, vs. NO (9/21/86)

49ERS SINGLE-SEASON TEAM RECORDS

SCORING

Most Points Scored

505 (1994, 16 games)
479 (1998, 16 games)
475 (1984, 16 games)

Highest Average

31.6 (1994, 16 games)
31.0 (1953, 12 games)
30.6 (1987, 15 games)

Fewest Points Scored

198 (1963, 14 games)
208 (1960, 12 games)
209 (1982, 9 games)
213 (1950, 12 games)

Lowest Average

13.7 (2007, 16 games)
13.7 (1978, 16 games)
14.1 (1963, 14 games)

TOUCHDOWNS

Most Scored

66 (1994, 16 games)
61 (1998, 16 games)
(1993, 16 games)
59 (1987, 16 games)

Fewest Scored

21 (1960, 12 games)
23 (2005, 16 games)

Most Allowed

56 (2016, 16 games)
54 (2004, 16 games)
(1979, 16 games)
53 (1999, 16 games)

Fewest Allowed

23 (2011, 16 games)
23 (1971, 14 games)
24 (1984, 16 games)
24 (1982, 9 games)
24 (1951, 12 games)

Most by Rushing

25 (2016, 16 games)
24 (1979, 16 games)
(1955, 12 games)
23 (1956, 12 games)

Most by Passing

36 (1999, 16 games)
30 (2016, 16 games)
29 (1980, 16 games)

KICKING

Most Field Goals Made

44 (2011, 16 games)
32 (2013, 16 games)
30 (1996, 16 games)
29 (2012, 16 games)
(2008, 16 games)
(2006, 16 games)
(1997, 16 games)
(1989, 16 games)

Most PATs Made

60 (1994, 16 games)
59 (1993, 16 games)
56 (1984, 16 games)

RUSHING

Most Attempts

585 (1978, 16 games)
576 (1976, 14 games)
564 (1977, 14 games)

Most Yards Gained

2,544 (1998, 16 games)
2,523 (1988, 16 games)
2,498 (1954, 12 games)

Highest Average

5.7 (1954, 12 games)
5.2 (1998, 16 games)
5.1 (2012, 16 games)

Most Touchdowns

28 (1954, 12 games)
27 (1961, 14 games)
26 (1993, 16 games)
26 (1953, 12 games)

PASSING

Most Attempts

644 (1995, 16 games)
602 (1979, 16 games)
597 (1980, 16 games)
583 (2000, 16 games)
583 (1990, 16 games)

Most Completions

432 (1995, 16 games)
366 (2000, 16 games)
363 (1980, 16 games)
361 (1979, 16 games)
360 (1990, 16 games)

Highest Completion Pct.

70.3 (1994, 16 games)
70.2 (1989, 16 games)
67.6 (1993, 16 games)
67.1 (1995, 16 games)
66.5 (1992, 16 games)

Most Yds Gained (Gross)

4,779 (1995, 16 games)
4,584 (1989, 16 games)
4,510 (1998, 16 games)
4,480 (1993, 16 games)
4,400 (2000, 16 games)

Most Touchdowns

44 (1987, 16 games)
41 (1998, 16 games)
37 (1994, 16 games)
35 (1965, 14 games)
35 (1989, 16 games)

Highest Avg. Gain Per Att.

9.49 (1989, 16 games)
8.84 (1961, 14 games)
8.55 (1993, 16 games)

TOTAL NET YARDS

Most Yards Gained

6,800 (1998, 16 games)
6,435 (1993, 16 games)
6,366 (1984, 16 games)
6,268 (1989, 16 games)
6,195 (1992, 16 games)

FIRST DOWNS

Most First Downs

381 (1998, 16 games)
372 (1993, 16 games)
362 (1994, 16 games)
357 (1987, 15 games)
356 (1984, 16 games)

Most by Rushing

141 (2002, 16 games)
141 (1988, 16 games)
138 (1984, 16 games)

Most by Passing

231 (1995, 16 games)
223 (1998, 16 games)
213 (1986, 16 games)

Most by Penalty

34 (2014, 16 games)
34 (1978, 16 games)
31 (2011, 16 games)
30 (1994, 16 games)

FUMBLES

Most Opp. Fumbles Recovered

27 (1978, 16 games)
22 (1959, 12 games)
21 (1981, 16 games)
21 (1950, 12 games)

INTERCEPTIONS

Most Thrown

36 (1978, 16 games)
29 (1958, 12 games)
28 (1974, 14 games)
28 (1955, 12 games)

Most Intercepted

39 (1986, 16 games)
33 (1951, 12 games)
27 (1981, 16 games)

PENALTIES

Most Penalties

134 (2000, 16 games)
133 (1998, 16 games)
120 (1999, 16 games)

Most Yards Penalized

1,156 (1998, 16 games)
1,135 (2000, 16 games)
1,045 (1999, 16 games)

QUARTERBACK SACKS

Most Sacks Recorded

61 (1976, 14 games)
60 (1985, 16 games)
57 (1983, 16 games)
54 (1997, 16 games)

Most Sacks Allowed

55 (2008, 16 games)
55 (2007, 16 games)
53 (1998, 16 games)

Fewest Sacks Allowed

20 (1982, 9 games)
22 (2002, 16 games)
24 (1991, 16 games)

Best Season, Win Percentage

.938 – 1984

Best Season, Win Total

Won 15, Lost 1 – 1984

Worst Season, Win Percentage

.125 – 1978, 1979, 2004

Longest Winning Streak

15 – 11/27/89 to 11/18/90

Longest Winning Streak at Home

19 – 12/23/96 to 10/3/99

Longest Losing Streak at Home

7 – 10/2/16 to present

Longest Winning Streak on Road

18 – 11/27/88 to 12/30/90

Longest Losing Streak on Road

18 – 12/4/77 to 12/16/79

Longest Losing Streak

13 – 9/18/16 to present

Most Consecutive Wins to Start Season

10 – 1990

Most Consecutive Wins to End Season

9 – 1984

Most Consecutive Losses to Start Season

7 – 1979

Most Consecutive Losses to End Season

5 – 1963

Total Shutouts by 49ers

30 – Last vs. LA (9/12/16)

Most Shutouts in a Season

3 – 2001

Most Consecutive Games Scored Points

420 – 10/16/77 to 9/19/04

Largest Comeback Victory

38–35 (OT) victory vs. New Orleans at Candlestick Park, December 7, 1980 (came back from 35–7 deficit in 2nd qtr.)

49ERS SINGLE-GAME TEAM RECORDS

SCORING

Most Points Scored

- 56 vs. Atl. (10/18/92)
- 55 at Det. (12/19/93)
- 52 vs. Chi. (12/23/91)
- 52 vs. Chi. (12/19/65)
- 51 vs. Min. (12/8/84)

Most Points Allowed

- 61 at Chi. (12/12/65)
- 59 at Dal. (10/12/80)
- 56 vs. LAN (11/9/58)

Most Points by Both Teams

- 83 49ers 41, Vikings 42 (at SF), 10/24/65
- 81 49ers 20, Bears 61 (at Chi.), 12/12/65
- 81 49ers 38, Saints 43 (at NO), 11/23/69

Most Points Scored in 1st Quarter

- 27 vs. GB (12/7/58)
- 21 (Several times) Last: vs. Min. (12/18/95)

Most Points Allowed in 1st Quarter

- 24 at Chi. (10/29/06)

Most Points Scored in 2nd Quarter

- 28 at Min. (9/8/83)
- 28 vs. LA Rams (10/28/51)
- 24 (Several times) Last: vs. Atl. (12/4/94)

Most Points Allowed in 2nd Quarter

- 28 at Min. (9/29/63)
- 27 at NYG (10/14/79)

Most Points Scored in 1st Half

- 42 vs. Atl. (10/18/92)
- 41 at Min. (9/8/83)
- 38 vs. LA Rams (10/28/51)

Most Points Allowed in 1st Half

- 41 at Chi. (10/29/06)
- 38 at Dal. (10/12/80)

Most Points Scored in 3rd Quarter

- 21 vs. Arz. (1/2/11)
- 21 at NO (9/4/88)
- 21 at StL (9/18/83)
- 21 vs. Hou. (12/13/81)
- 21 vs. NO (10/21/73)

Most Points Allowed in 3rd Quarter

- 24 vs. StL (10/6/74)
- 21 (Several times) Last: at Ten. (11/27/05)

Most Points Scored in 4th Quarter

- 28 vs. Chi. (12/22/91)
- 28 at Phi. (9/24/89)
- 28 at LA Rams (10/23/83)

Most Points Allowed in 4th Quarter

- 28 at StL (12/30/02)
- 24 at NE (12/16/12)
- 23 vs. Phi. (10/12/08)

Most Points Scored in 2nd Half

- 35 vs. Atl. (9/15/85)
- 31 at LA Rams (10/23/83)
- 30 vs. NO (10/21/73)

Most Points Allowed in 2nd Half

- 36 at NO (11/23/69)
- 35 at Jac. (9/12/99)

Most Decisive Victory

- 49 49ers 49 at Lions 0, 10/1/61

Most Decisive Loss

- 45 Cowboys 59 vs. 49ers 14, 10/12/80

TOUCHDOWNS

Most Scored

- 8 vs. Atl. (10/18/92)
- 7 vs. Arz. (12/7/03)
- 7 at Det. (12/19/93)
- 7 vs. Chi. (12/23/91)
- 7 vs. LA Rams (12/27/87)
- 7 at Atl. (10/29/72)
- 7 vs. Chi. (9/19/65)
- 7 at Det. (10/1/61)
- 7 vs. GB (12/7/58)
- 7 vs. Dal. Texans (10/26/52)

Most Allowed

- 9 at Chi. (12/12/65)
- 8 at Dal. (10/12/80)
- 8 at LA Rams (11/9/58)

Most Scored by Rushing

- 6 at Det. (10/1/61)

Most Allowed by Rushing

- 5 at Chi. (12/12/65)
- 5 vs. Chi. (10/28/56)
- 5 vs. Cle. (10/2/55)

Most Scored by Passing

- 6 at Atl. (10/14/90)

Most Allowed by Passing

- 5 (6 times) Last: at Phi. (9/18/05)

KICKING

Most Field Goals Made

- 6 vs. Atl. (9/29/96)
- 6 at NO (10/16/83)

Most Field Goals Allowed

- 6 vs. Arz. (10/2/05), Mex. City

NET YARDS

Most Yards Gained

- 621 vs. Buf. (10/7/12) (311 rush, 310 pass)
- 598 vs. Buf. (9/13/92) (159 rush, 439 pass)
- 597 vs. Bal. (12/13/53) (252 rush, 345 pass)
- 590 vs. Atl. (10/18/92) (191 rush, 399 pass)

Most Yards Allowed

- 584 at Chi. (12/12/65) (183 rush, 401 pass)
- 583 at Phi. (9/18/05) (140 rush, 443 pass)
- 577 vs. LA Rams (11/9/58) (324 rush, 253 pass)

Fewest Yards Gained

- 61 at Det. (10/6/63) (71 rush, -10 pass)
- 81 vs. GB (12/10/60) (71 rush, 10 pass)
- 88 vs. LA Rams (11/21/76) (70 rush, 18 pass)

Fewest Yards Allowed

- 44 vs. Atl. (10/23/76) (83 rush, -39 pass)
- 65 at Det. (10/12/52) (40 rush, 25 pass)
- 82 vs. NO (10/21/73) (97 rush, -15 pass)

FIRST DOWNS

Most First Downs

- 36 vs. Ind. (10/18/98)
- 33 vs. Hou. (11/8/87)
- 32 vs. LA Rams (11/20/94)

Most First Downs Allowed

- 32 at NE (12/16/12)
- 32 at StL (9/17/00)

Fewest First Downs

- 3 vs. Bal. (11/22/59)
- 5 at Bal. (10/13/63)

Fewest First Downs Allowed

- 2 vs. NO (10/21/73)
- 4 at Det. (10/12/52)

Most by Rushing

- 21 vs. Det. (12/14/98)
- 20 at Min. (10/15/61)

Fewest by Rushing

- 0 at Min. (12/14/69)
- 0 at Bal. (10/13/63)

Most Allowed by Rushing

- 19 at GB (10/11/59)

Fewest Allowed by Rushing

- 0 (8 times) Last: at StL (9/26/13)

Most by Passing

- 24 at Cin. (12/5/99)
- 24 at Atl. (10/14/90)

Most Allowed by Passing

- 25 at NYJ (9/21/80)
- 23 vs. Dal. (11/10/63)

Fewest by Passing

- 1 (6 times) Last: vs. TB (10/30/05)

Fewest Allowed by Passing

- 0 vs. NO (10/21/73)
- 0 vs. LA Rams (10/10/71)

Most by Penalty

- 8 at NO (10/11/98)

Most Allowed by Penalty

- 8 vs. Oak. (10/8/00)

RUSHING

Most Attempts

- 59 at Min. (12/4/77)
- 56 vs. Det. (10/25/63)
- 56 at GB (Milw.) (10/10/54)
- 56 vs. Bal. (10/29/50)

Most Attempts Allowed

- 62 at Chi. (11/19/50)
- 59 at Dal. (10/12/80)

Fewest Attempts

- 10 at GB (11/22/09)

Most Yards Gained

- 355 vs. SD (12/20/14)
- 328 vs. Det. (12/14/98)
- 324 at Min. (10/15/61)

Most Yards Allowed

- 324 at LA Rams (11/9/58)

Fewest Yards Gained

- 5 vs. Hou. (12/7/75)
- 12 at Min. (12/14/69)

Fewest Yards Allowed

- 7 at Arz. (10/29/12)
- 7 at NO (10/1/72)

49ERS SINGLE-GAME TEAM RECORDS

PASSING

Most Attempts

63 vs. Phi. (11/25/02)
 60 at Was. (12/17/86)
 57 vs. Arz. (10/10/04)
 57 at Atl. (10/6/85)

Most Attempts Allowed

65 at NE (12/16/12)
 61 at GB (10/14/96)
 60 at NYJ (9/21/80)
 58 vs. NYJ (9/6/98)
 58 at Mia. (9/28/86)
 58 at Was. (12/1/85)

Fewest Attempts

8 vs. NO (11/27/77)
 8 vs. Min. (11/29/76)
 12 at Atl. (11/6/77)
 12 at GB (9/12/76)
 12 vs. LAN (10/28/51)

Fewest Attempts Allowed

4 vs. NO (10/15/78)
 6 at NYG (10/16/77)
 7 at NO (11/13/77)

Most Completions

38 vs. Arz. (10/10/04)
 37 at Atl. (10/6/85)
 36 at Dal. (12/8/02)
 36 vs. Phi. (11/25/02)
 36 vs. Chi. (12/17/00)

Most Completions Allowed

42 at NYJ (11/21/80)
 37 vs. Atl. (12/23/13)
 36 at NE (12/16/12)
 35 at Arz. (11/25/07)
 35 at LA Rams (10/27/85)
 35 at Mia. (9/28/86)

Fewest Completions

1 at Chi. (11/13/05)
 3 vs. Min. (11/29/76)
 4 vs. Pit. (9/19/77)

Fewest Completions Allowed

2 vs. NO (10/15/78)
 2 at NYG (10/16/77)
 2 vs. LA Rams (10/10/71)

Most Yards Gained (gross)

488 at LA Rams (11/29/93)
 476 at Atl. (10/14/90)
 458 at LA Rams (12/11/89)

Most Yards Allowed (gross)

486 at Arz. (11/25/07)
 471 vs. Was. (12/26/99)
 460 vs. Dal. (11/10/63)

Fewest Yards Gained (gross)

28 at Chi. (11/13/05)
 32 vs. Min. (11/29/76)
 33 at LAN (11/4/51)
 34 vs. GB (12/10/60)

Fewest Yards Allowed (gross)

13 vs. Chi. (9/16/62)
 13 vs. LA Rams (10/10/71)
 17 vs. NO (10/21/73)
 31 vs. NO (10/15/78)

PENALTIES

Most Penalties

22 at Buf. (10/4/98)
 16 at Atl. (1/3/00)
 15 at Det. (10/16/11)
 15 vs. Car. (12/8/96)
 15 at Was. (11/17/86)

Most Penalties by Opponent

17 at Atl. (11/5/78)

Fewest Penalties

0 (3 times) Last: at NO (1/6/02)

Fewest Penalties by Opponent

0 (5 times) Last: at Bal. (10/26/69)

Most Yards Penalized

178 at Buf. (10/4/98)
 177 at LA Rams (9/18/94)
 168 at StL (10/24/71)

Most Yards Opponent Penalized

165 at Min. (10/13/66)
 136 at LA Rams (10/8/78)
 135 vs. StL (11/14/10)
 133 vs. Cin. (10/1/78)

Fewest Yards Penalized

0 (3 times) Last: at NO (1/6/02)

Fewest Yards Opponent Penalized

0 (5 times) Last: at Bal. (10/26/69)

FUMBLES

Most Committed

10 at Det. (12/17/78)

Most Lost

6 at Min. (10/15/61)
 6 at Cle. (11/12/50)

Most Committed by Opponent

8 vs. Min. (10/24/65)
 8 at NYG (12/1/57)

Most Lost by Opponent

6 at NYG (12/1/57)

INTERCEPTIONS

Most Intercepted

7 at TB (9/7/86)
 6 vs. NO (9/14/97)
 6 vs. NE (11/30/80)
 6 at Chi. (10/17/54)
 6 vs. LA Rams (10/28/51)

Most Thrown

7 at LA Rams (10/18/64)
 6 vs. Bal. (12/5/59)
 6 at Det. (11/4/73)

Most Interception Yards

171 vs. StL (11/26/95)
 163 at GB (10/26/86)

Most Interception Yards By Opponent

314 at LA Rams (10/18/64)
 147 vs. Was. (12/18/04)

TURNOVERS

Most Forced by Defense

9 at Oak. (12/20/70), 4 FRs, 5 INTs
 8 vs. NO (9/14/97), 2 FRs, 6 INTs
 8 vs. Cin. (10/1/78), 3 FRs, 5 INTs
 8 at Chi. (10/17/54), 2 FRs, 6 INTs

Most Committed

10 at Dal. (10/12/80), 5 FRs, 5 INTs
 9 at Cle. (11/12/50), 6 FRs, 3 INTs

PUNTS

Most Punts

11 vs. LA Rams (11/21/76)
 11 at Chi. (10/17/54)

Most Punts by Opponent

12 vs. Det. (10/23/77)
 12 vs. LA Rams (11/21/76)

Fewest Punts

0 (7 times) Last at Det. (12/19/93)

Fewest Punts by Opponent

0 (2 times) Last: at NO (10/20/02)

PUNT RETURNS

Most Punt Returns

9 vs. NO (10/17/76)
 9 at Atl. (10/29/72)
 8 (6 times) Last: vs. StL (11/21/82)

Most Punt Returns by Opponent

9 at Det. (10/6/63)
 9 vs. Atl. (10/9/77)

Most Punt Return Yards

146 vs. Phi. (9/27/59)
 141 vs. NO (10/17/76)
 137 vs. LAN (1/2/83)

Most Punt Return Yards by Opponent

231 at Det. (10/6/63)
 166 vs. LA Rams (10/25/81)

KICKOFF RETURNS

Most Kickoff Returns

10 vs. SD (10/15/06)
 9 (6 times): Last vs. Phi. (10/12/08)

Most Kickoff Returns by Opponent

10 vs. Atl. (9/29/96)
 9 (6 times) Last vs. Chi. (9/7/03)

Most Kickoff Return Yards

256 at Det. (11/14/54)
 248 at Det. (9/23/62)

Most Kickoff Return Yards by Opponent

260 at Dal. (11/11/65)
 233 vs. NO (9/21/86)

SACKS

Most Sacks Made

10 vs. NYG (11/23/80)
 10 at LA Rams (10/11/76)
 10 vs. LA Rams (12/6/64)

Most Sacks Allowed

9 at Cle. (12/13/15)
 9 at Bal. (11/24/11)
 9 at GB (11/1/98)
 9 vs. LA Rams (12/18/88)

ALL-TIME TEAM HIGHS AND LOWS

| 49ERS HIGHS | | | CATEGORY | 49ERS LOWS | | |
|--------------------|------------------------|----------|------------------------------|-------------------|------------------------|----------|
| 56 | vs. Atl. | 10/18/92 | POINTS | 0 | (13 times) last vs. TB | 11/21/10 |
| 8 | vs. Atl. | 10/18/92 | TOUCHDOWNS | 0 | last at Car. | 9/10/17 |
| 6 | at Det. | 10/1/61 | RUSHING TOUCHDOWNS | 0 | last at Car. | 9/10/17 |
| 6 | at Atl. | 10/14/90 | PASSING TOUCHDOWNS | 0 | last at Car. | 9/10/17 |
| 6 | last vs. Arz. | 11/20/11 | FIELD GOALS ATTEMPTED | 0 | last vs. Sea. | 1/1/17 |
| 6 | last vs. Atl. | 9/29/96 | FIELD GOALS MADE | 0 | last vs. Sea. | 1/1/17 |
| 36 | vs. Ind. | 10/18/98 | TOTAL FIRST DOWNS | 3 | vs. Bal. | 11/22/59 |
| 21 | vs. Det. | 12/14/98 | RUSHING FIRST DOWNS | 0 | last at Min. | 12/14/69 |
| 24 | (2 times) last at Cin. | 12/5/99 | PASSING FIRST DOWNS | 1 | (6 times) last vs. TB | 10/30/05 |
| 621 | vs. Buf. | 10/7/12 | TOTAL NET YARDS | 61 | at Det. | 10/6/63 |
| 59 | at Min. | 12/4/77 | RUSHING ATTEMPTS | 10 | at GB | 11/22/09 |
| 355 | vs. SD | 12/20/14 | NET RUSHING YARDS | 5 | vs. Hou. | 12/7/75 |
| 475 | at LA Rams | 11/29/93 | NET YARDS PASSING | -10 | at Det. | 10/6/63 |
| 9 | (4 times) last at Cle. | 12/13/15 | QB SACKS ALLOWED | 0 | last at Sea. | 9/25/16 |
| 488 | at LA Rams | 11/29/93 | GROSS YARDS PASSING | 28 | at Chi. | 11/13/05 |
| 63 | vs. Phi. | 11/25/02 | PASS ATTEMPTS | 8 | (2 times) last vs. NO | 11/27/77 |
| 38 | vs. Arz. | 10/10/04 | PASS COMPLETIONS | 1 | at Chi. | 11/13/05 |
| 7 | at LA Rams | 10/18/64 | INTERCEPTIONS THROWN | 0 | last vs. Sea. | 1/1/17 |
| 9 | at Oak. | 12/20/70 | TOTAL TAKEAWAYS | 0 | last vs. Sea. | 1/1/17 |
| 10 | at Det. | 12/17/78 | FUMBLES BY | 0 | last vs. NYJ | 12/11/16 |
| 6 | at Min. | 10/15/61 | FUMBLES LOST | 0 | last vs. NYJ | 12/11/16 |
| 11 | (2 times) last vs. LAN | 11/21/76 | PUNTS | 0 | (7 times) last at Det. | 12/19/93 |
| 61.0 | at Cle. | 9/13/93 | PUNTING AVERAGE | 0 | (7 times) last at Det. | 12/19/93 |
| 22 | at Buf. | 10/4/98 | PENALTIES | 0 | (3 times) last at NO | 1/6/02 |
| 178 | at Buf. | 10/4/98 | YARDS PENALIZED | 0 | (3 times) last at NO | 1/6/02 |

| OPPONENT'S HIGHS | | | CATEGORY | OPPONENT'S LOWS | | |
|-------------------------|-------------------------|----------|------------------------------|------------------------|------------------------|----------|
| 61 | at Chi. | 12/12/65 | POINTS | 0 | (30 times) last vs. LA | 9/12/16 |
| 9 | at Chi. | 12/12/65 | TOUCHDOWNS | 0 | (92 times) last vs. LA | 9/12/16 |
| 5 | (3 times) last at Chi. | 12/12/65 | RUSHING TOUCHDOWNS | 0 | last at Car. | 9/10/17 |
| 5 | (6 times) last at Phi. | 9/18/05 | PASSING TOUCHDOWNS | 0 | last at Chi. | 12/4/16 |
| 7 | vs. NO | 10/25/87 | FIELD GOALS ATTEMPTED | 0 | last at LA | 12/23/16 |
| 6 | at Arz. | 10/2/05 | FIELD GOALS MADE | 0 | last at LA | 12/23/16 |
| 32 | at StL | 9/17/00 | TOTAL FIRST DOWNS | 2 | vs. NO | 10/21/73 |
| 19 | at GB | 10/11/59 | RUSHING FIRST DOWNS | 0 | (8 times) last at StL | 9/26/13 |
| 25 | at NYJ | 9/21/80 | PASSING FIRST DOWNS | 0 | (2 times) last vs. NO | 10/21/73 |
| 584 | at Chi. | 12/12/65 | TOTAL NET YARDS | 44 | vs. Atl. | 10/23/76 |
| 62 | vs. Chi. | 9/24/50 | RUSHING ATTEMPTS | 8 | vs. StL | 11/2/03 |
| 324 | at LA Rams | 11/9/58 | NET RUSHING YARDS | 7 | (2 times) last at Arz. | 10/29/12 |
| 456 | at Arz. | 11/25/07 | NET YARDS PASSING | -39 | vs. Atl. | 10/23/76 |
| 10 | (3 times) last vs. NYG | 11/23/80 | QB SACKS ALLOWED | 0 | last at Car. | 9/10/17 |
| 486 | at Arz. | 11/25/07 | GROSS YARDS PASSING | 13 | (2 times) last vs. LAN | 10/10/71 |
| 65 | at NE | 12/16/12 | PASS ATTEMPTS | 4 | vs. NO | 10/15/78 |
| 42 | vs. NYJ | 9/21/80 | PASS COMPLETIONS | 2 | (3x) vs. NO | 10/15/78 |
| 7 | at TB | 9/7/86 | INTERCEPTIONS THROWN | 0 | last vs. Sea. | 1/1/17 |
| 10 | at Dal. | 10/12/80 | TOTAL TAKEAWAYS | 0 | last vs. NE | 11/20/16 |
| 8 | (2 times) last vs. Min. | 10/24/65 | FUMBLES BY | 0 | last vs. NYJ | 12/11/16 |
| 6 | at NYG | 12/1/57 | FUMBLES LOST | 0 | last vs. Sea. | 1/1/17 |
| 12 | (2 times) last vs. Det. | 10/23/77 | PUNTS | 0 | (2 times) last at NO | 10/20/02 |
| 62.0 | at GB | 10/21/62 | PUNTING AVERAGE | 21.0 | at Bal. | 10/1/67 |
| 17 | at Atl. | 11/5/78 | PENALTIES | 0 | (5 times) last at Bal. | 10/26/69 |
| 165 | at Min. | 10/13/66 | YARDS PENALIZED | 0 | (5 times) last at Bal. | 10/26/69 |

49ERS

2017 Feature Clips



Week 2
San Francisco at Seattle



Table of Contents

| | |
|---|----|
| • General Manager John Lynch | 2 |
| • Chief Strategy Officer & Executive VP, Football Operations Paraag Marathe | 15 |
| • Head Coach Kyle Shanahan | 19 |
| • Defensive Coordinator Robert Saleh | 28 |
| • Head Strength & Conditioning Coach Ray Wright | 37 |
| • LB Ray-Ray Armstrong | 42 |
| • G Zane Beadles | 44 |
| • LB NaVorro Bowman | 46 |
| • DL DeForest Buckner | 50 |
| • LB Reuben Foster | 51 |
| • WR Pierre Garçon | 54 |
| • LB Eli Harold | 58 |
| • RB Carlos Hyde | 59 |
| • FB Kyle Juszczyk | 61 |
| • P Bradley Pinion | 64 |
| • CB Rashard Robinson | 69 |
| • S Jaquiski Tartt | 72 |
| • WR Trent Taylor | 73 |
| • LB Dekoda Watson | 74 |



John Lynch

San Diegan John Lynch back in game as 49ers G.M.

By Kevin Acee
San Francisco Chronicle
September 8, 2017

If you're looking for a team to root for, a guy to root for, a reason to think the NFL is a place where good people do good things, it has become a little easier to want the San Francisco 49ers to stop being awful.

A San Diegan – a fellow parishioner of Philip Rivers, for good measure – is helping run that historic franchise now. He even did a “commute” of sorts, between here and there, though not too much anymore and not for very much longer.

John Lynch, of Torrey Pines High before Stanford and then nine Pro Bowls with the Buccaneers and Broncos, is in his first year as an NFL general manager.

And before we get to the why and how of this new vocation, let's acknowledge that this is a win for the good guys.

“In football, if you're in it for a while, you meet a lot of guys you watched growing up,” said 49ers left tackle Joe Staley, an 11-year veteran. “There is sort of an awe moment. ‘Oh my God. I'm doing a thing with Joe Montana or whoever.’ ‘Holy Hell, Jerry Rice and Steve Young.’ It's just different players you've watched as you grow up. You have that when you meet John Lynch the first time. With him it stays, because of how impressive he is as a human being. He keeps you in that.

“The thing with him is you're in awe of him at first because he's John Lynch the football player. Then you stay in awe of him because of John Lynch the human being.”

Will candor and decency and humility make Lynch a good general manager, allowing he and new head coach Kyle Shanahan to restore a crumbled dynasty? Not necessarily, though saying what you mean and meaning what you say can't hurt.

That's important to Lynch, who has never been anything but honest about missing the fix being part of a football team provides – the camaraderie, the structure, the common goal. He spoke eloquently about it after his friend Junior Seau's suicide, saying the NFL needed to provide more help for retired players moving on from a game that consumes them.

“I never want people to misconstrue ... I had a blast doing TV,” Lynch said. “I felt a tremendous connection to the game that I was around it all the time. But the one thing I realized is you're not truly invested. Every game is a win. You fist bump (broadcast partner) Kevin Burkhardt and say, ‘Hey, we kicked ass today.’ But there is no win or loss. I think what I came to know is as good as the wins are, that agony of defeat in a sick way is enticing as well – feeling the highest of highs and the lowest of lows.

“We haven't even played a game yet, but I've already experienced those. You're invested in it. Every day, when a guy gets hurt you're like, ‘Oh my gosh, what are we going to do?’ Then you regroup. ‘OK, let's focus on what we can control.’ It reminds you very much what is so compelling about this game.”

He's simply the kind of guy who knows what he wants and goes after it. Moving on doesn't mean what was left behind was bad, just that the next calling beckons.



When the NFL retired Lynch in 2008 – after 15 seasons, at age 37 – he was in a broadcast booth as a commentator for Fox before that season was out.

He was on track to become Fox's No.1 color analyst sooner than later, but then he got to know Shanahan and got talking to him and talking some more.

And in a January conversation with the man who was at the time readying for the Super Bowl as the Atlanta Falcons offensive coordinator and also readying to take over in San Francisco, Lynch essentially offered himself the G.M. job.

"Kyle said, 'I can't find someone I really am excited to work with,' " Lynch said. "We hung up a little while later. I thought about it for a minute. I called him back and said, 'What about me?'"

The news that Lynch would be joining Shanahan took the NFL by surprise.

But once the shock subsided, there was a realization this wasn't really that shocking.

Lynch was a quarterback at Stanford before he became a safety, which is like being the quarterback of a defense. He was a ferocious hitter as a player but also revered as a heady one. As an analyst, the work he did not just relying on his own knowledge as a longtime player but learning all he could about every team was plainly evident.

And as John Elway's friend, Lynch had a role model and mentor.

Almost as soon as Elway took over as the Broncos' general manager, he started bringing in Lynch, then living in Denver, to watch film. Elway wanted to know what Lynch saw, and Lynch would certainly pick Elway's brain.

Sure, they talked about how the behind-the-curtain look could help Lynch if and when he ever wanted to get into the personnel business.

Said Lynch: "I thought at that time it would be if someone like John said, 'I'm going to step into ownership and I want you to be (general manager).'"

As Fox executives worked with Lynch on a new contract, they brought up rumblings about his plans, mainly due to his relationship with Elway.

"I did say, 'If the opportunity arose I would look at it,' " Lynch said. "But I never thought it was inevitable it was going to happen. This thing came out of the blue."

So here he is, general manager of one of the NFL's winningest franchises, the team that crushed the Chargers in Super Bowl XXIX after the 1994 season.

That was the 49ers' last Super Bowl title. They did go to Super Bowl XLVII. But they've had four coaches in the four seasons since. They're a mess.

Lynch and Shanahan were given six-year contracts to stem the turnover and restore excellence.

Lynch's family will join him after the first semester of the kids' school. They'll fly up to home games in the meantime. He flew home once a week during training camp.



“We always spent time in San Diego, but Denver was our home until about 3½ years ago,” Lynch said. “... San Diego was really starting to feel like home again. Our kids had really settled in. Once I got excited on it, I had to ask, ‘Do I really want to do this to my family?’ We do things a as family. We go together.”

The rest of us can be glad they made this decision together, not just for the hope that nice guys can finish first but also providing San Diego with another possible connection to a league some here are finding it difficult to feel good about.



49ers' John Lynch looking to build culture, not choir

By Eric Branch
San Francisco Chronicle
April 24, 2017

In 1996, just-hired Tampa Bay head coach Tony Dungy met with his players and offered the standard prattle about winning a Super Bowl.

He didn't stop there. And what he added has stuck with John Lynch, then a Tampa Bay safety, who has invoked Dungy's words often since being hired as the 49ers' general manager.

"He spoke to (winning a Super Bowl), but he also said, 'If that's all we've done, we haven't done enough.' And he talked about the role we had in our community," Lynch said in January. "So I think you can do both. I think they enhance each other. I think that's going to be at the forefront of the culture."

The charismatic Stanford alum has been charged with re-establishing the culture of a once-proud franchise that has fallen short of CEO Jed York's goal of "winning with class" in recent years.

In less than three months, Lynch has made his mark, most notably by releasing starting cornerback Tramaine Brock hours after hearing that he'd been arrested for felony domestic violence. It was the 15th arrest of a 49ers player since 2012, and it was unique in that it inspired an immediate termination.

Now, Lynch will turn to his first draft, which is dotted with the usual prospects who have been red-flagged for character concerns.

Two of the top defensive players, Alabama inside linebacker Reuben Foster and Michigan safety Jabrill Peppers, tested positive for diluted urine samples at the combine, which the NFL counts as a positive drug test. And two of the top running backs, Oklahoma's Joe Mixon and Florida State's Dalvin Cook, are first-round talents who could slide because of off-field issues. Mixon, from Oakley, was suspended for the 2014 season at Oklahoma after he was charged with misdemeanor assault following an incident in which he punched a woman in the face.

Lynch acknowledged the impossibility of fielding a roster comprised of 53 pillars of the community.

"I think the one thing to know — and I've learned from playing and from this process — is people have issues," Lynch said. "Just like a lot of people in life have issues. And so if you're looking for a bunch of choirboys, that ain't happening. It would be hard to fill a team. But we believe in football character. Do they love football? Are they dependable? Are they accountable?"

Lynch said the process of reshaping the locker-room culture has started. The 49ers have signed or traded for 19 players since Feb 22. They have re-signed just two of their 18 unrestricted free agents. Much of that was about upgrading the talent on a 2-14 team, but Lynch said other factors were involved.

"We got rid of some people that we didn't feel ... sometimes were more talented, but we didn't feel embodied what we wanted to be all about," Lynch said. "And (we brought in) in people that do represent that."

Lynch was asked whether the 49ers would be more apt to take chances on character-risk players in future years, after they've established a locker room patrolled by established leaders. He agreed with the premise that 2017 might not be the year to gamble on players with significant off-field issues.



“What I’ve found is, when you have a locker room that is strong, maybe you can bring some people in that have seven of the 10 qualities but three of them aren’t there,” Lynch said. “... Are we there yet? No. We’re not there yet. So I think that’s fair that in the future we’d feel much better about doing that. That’s what we’re striving for.”

During his 15-year NFL career, Lynch won the Bart Starr Award, given to the player who best exemplifies character and leadership. In Tampa Bay, with Dungy, his teammates included running back Warrick Dunn and linebacker Derrick Brooks, who both won the Walter Payton Man of the Year Award.

However, Dungy didn’t have a team of choirboys. One of the Bucs’ best players during his tenure was Hall of Fame defensive tackle Warren Sapp, who slipped to the No. 12 pick in the 1995 draft after reports of multiple failed drug tests. He also was arrested and charged with marijuana possession in 1997. In retirement, he has been arrested for domestic battery and assault, although both charges were dropped.

Lynch was asked whether Sapp possessed the “football character” he’s seeking.

“I can tell you this about Warren Sapp: That guy loved football. I never wanted to play without him. My job was a lot harder when I played without him,” Lynch said. “He was dependable. Those are the type of things. While he’s had some issues, one of the things (head coach) Kyle (Shanahan) talks about a lot is ‘protect the team.’ And I felt that most of the time Warren protected the team.

“No one’s perfect. I think that’s an example.”



Why is John Lynch doing this? Inside new 49ers GM's crash course

By Eric Branch
San Francisco Chronicle
February 17, 2017

Former NFL safety John Lynch recently detonated his idyllic life as though it was a wide receiver crossing the middle. The impact sent him to Santa Clara while his wife and four children stayed in San Diego.

The separation is temporary. His family will join the new 49ers general manager at the end of the school year. But the months apart will be arduous.

That became clear earlier this month. Lynch, 45, in a suit and tie after his introductory news conference, was asked, as he leaned against a counter in the media room at Levi's Stadium, why he'd swapped serenity for stress. All GM jobs are demanding, but Lynch's could be particularly grueling, at least initially: He has no executive experience and is in the midst of a front-office crash course.

Before joining the 49ers, the 15-year NFL veteran spent eight years as a well-respected Fox broadcaster, and his work-half-the-year gig let him stay close to family as well as football. So why accept an all-consuming job he didn't need? The GM suggested Linda Lynch had posed the same question.

"My wife keeps on saying, 'Are you sure?'" Lynch said. "I said, 'Well, this has already started. We're in.'"

His response inspired laughter. Lynch was smiling, too, but then the grin faded and his eyes pooled with tears.

"I tell you, I've never been apart from my family," said Lynch, his voice cracking with emotion he didn't anticipate. "So it's been gut-wrenching already."

His tears, of course, make his recent decision even more perplexing.

Why is John Lynch doing this?

The answer involves the craving for competition that fuels countless athletes and often can't be satisfied after the final whistle.

As a Fox analyst, Lynch quickly ascended to the No. 2 broadcast team, but he found success without a scoreboard unsatisfying. At the end of a telecast, the nine-time Pro Bowl player and four-time Hall of Fame finalist often fist-bumped his play-by-play partner and then ... nothing. No anguish or elation.

"He really missed someone winning and losing at the end of a game," 49ers head coach Kyle Shanahan said. "He enjoyed doing the announcing and being a part of the NFL. But the fight to go through something with a group of guys and what we go through together — it's not easy, and it's a grind for everybody, but it's worth it."

Indeed, the grind-loving competitor that lurks within the charismatic and composed Lynch has re-emerged after spending the past decade in post-playing limbo.

It's fitting that Lynch rejoined the NFL by signing his contract with the 49ers on a Sunday. During his playing career, that was typically when he transformed from mild-mannered to maniacal.

For his first five NFL seasons, cornerback Champ Bailey knew Lynch only from afar as a bone-rattling enforcer who punctuated hits with screams. In 2004, however, they became teammates with the Broncos and Bailey saw there was far more to the madman than met the eye.



Lynch is the Stanford-educated, San-Diego-bred son of a successful businessman. His father, John Lynch Sr., is the president and CEO of the Broadcast Company of the Americas, which owns three radio stations, and was the CEO of the San Diego Union-Tribune. In 2006, Lynch won the Bart Starr Award, which is given to the NFL player who best exemplifies outstanding leadership and character.

Bailey was shocked: He didn't expect the thumper to be so thoughtful.

"Man, that's what fools you about him," Bailey said. "If you meet him before you see him play, you'd never think he'd play the way he does. But, for me, I saw him play before I met him and immediately it was like, 'Dang, this is not what I expected.' I expected some nut case wanting to run through every brick wall he sees. But he wasn't. Calm, collected, he had great values, focused."

Bailey gives Lynch, who is seven years older, much of the credit for his longevity. The 12-time Pro Bowl pick also played 15 seasons — partly because he noticed how Lynch cared for his body and how his obsessive film study compensated for declining late-career skills.

"I don't really know anyone personally that would be better suited to run a team than John Lynch," Bailey said. "I believe he could be the general manager and the head coach. That's how competitive he is and how much he prepares before he does anything."

Before becoming a GM, Lynch prepared for the job by learning from his close friend, Broncos general manager John Elway. With the Hall of Fame quarterback, Lynch discussed front-office intricacies and the emptiness that was prompting him to consider an executive role.

The ultra-competitive Elway returned to the NFL in 2011 when he joined Denver's front office. During Elway's tenure, he has asked Lynch to evaluate college prospects, asked him to attend draft meetings and asked him this: Why stay in TV if you can get back in the trenches?

"I think one thing that was a common denominator (between us) was what fills up your balloon?" Elway said. "Obviously, John did a tremendous job with TV. But I think — that's what I told him — I don't know how much TV fills up your balloon, but being in this position to where you're putting a football team together, a football staff together, is very satisfying. And, obviously, it's a great challenge. The next thing to playing is being in that position."

Lynch's challenge is daunting: He's a novice who has inherited a 2-14 team with serious quarterback issues.

However, the man ranked the 10th-hardest hitter in league history by NFL Network specialized in obliterating obstacles during his football career.

At Stanford, he spent his first two seasons as a never-used quarterback, transitioned to a hybrid linebacker role as a junior and didn't start until he moved to safety his final season. The result: He left Palo Alto as a second-team All-American.

"What it really comes down to is he's extraordinarily competitive," said Tom Holmoe, a former 49ers safety who was Lynch's position coach during his senior season. "It was real early in his transition to free safety that you said, 'Oh boy, he's going to take it to the limit.'"

In the NFL, Lynch was a third-round pick of the Buccaneers whose inexperience at safety partly explained why he didn't start more than six games in any of his first three seasons.

Tampa Bay head coach Sam Wyche had been encouraged to draft Lynch by Stanford's Bill Walsh, under whom Wyche had served as an assistant with the 49ers. Lynch was a project, but Wyche was wowed by the rookie's off-the-chart intangibles, which forecast future success.



“There are players that come in and you notice their competitive spirit right away,” Wyche said. “Well, with John, it just oozed out of him. He couldn’t hide it. The really great players only know one speed.”

Lynch earned his first Pro Bowl berth in 1997, his fifth season, and was a captain of the 2002 Buccaneers, who won a Super Bowl on the strength of one of the best defenses in NFL history. However, Tampa Bay released Lynch in a salary-cap move after the 2003 season, and the then-32-year-old underwent surgery to remove bone spurs in his neck.

It was his last significant challenge. And Lynch responded by morphing from injured and unemployed to seemingly indomitable. He signed with the Broncos and immediately had an l’m-back hit on Chiefs wide receiver Dante Hall, who was impaled by Lynch in the 2004 season opener. It set the tone for a career-ending, four-year run with Denver that featured four Pro Bowl berths.

“He absolutely came in (in 2004) with something to prove,” Bailey said. “He didn’t talk about it a lot, but you could see the fire in his eyes. ... The guy was a presence. He knew it. He just had to prove it over again that he could play.”

Now, Lynch hopes to conquer perhaps his greatest challenge.

With the 49ers, he’ll attempt to resurrect a franchise while maintaining a normal life with a family that includes a 17-year-old son and daughters Lindsay, 16, Lilly, 14, and Leah, 9.

Lynch said his children and Linda, his wife of 23 years, eventually reached the point where they shared his excitement over his new job. But it will take some adjustment.

His son, Jake, might stay in San Diego and live with Lynch’s parents in the fall to play his senior season of high school football. In addition, the complications of their temporary separation were clear when plane-grounding fog in San Diego prevented his family from surprising him at his introductory news conference.

Lynch, who said he’s been getting little sleep, joked that he’s still trying to locate his new work-life balance when asked about contacting quarterback Colin Kaepernick.

“I got chewed out for not calling my daughter before she went to bed last night,” he said. “So I’m trying to get a lot of things in.”

Moments later, the former NFL tough guy was fighting back tears and the moment illustrated the anguish involved in his latest task.

So, again, why is John Lynch doing this? He clearly agrees with Shanahan: It won’t be easy, but it will be worth it.



The Unconventional Career Path of 49ers GM John Lynch

By Albert Breer
The MMQB
February 16, 2017

Behind John Lynch's desk in Santa Clara, there are a number of bottles of wine, each one wishing him luck in his new venture as the 49ers general manager. That he got them from agents is one surprise from his first three weeks on the job.

"I'm telling you, I didn't think agents were this nice," he said over the phone on Wednesday afternoon, laughing before conceding, "They're buttering me up."

The haul of reds hasn't been the only things to catch Lynch a little off guard with this move that set the football world back on its heels at the outset of Super Bowl week. There's the breadth of the work, which goes well beyond scouting. And related to that, there's how a GM gets pulled in so many different directions during a given day.

But there's good news here, too. With a couple weeks to spare before the Niners staff packs up for Indianapolis and the scouting combine, this very much feels to Lynch—the former player and broadcaster—like what he's supposed to be doing.

"It does," he said. "I'd caution you, one thing Monte Kiffin always said to us was that the worst three words any football player can say are, 'I got it.' I'm right at the beginning stages. We're right at the beginning stages. We're taking on challenges every day. But I can tell you, I'm not overwhelmed, each day I come in and there's a routine."

"A priest once said to me, 'Think about eating a huge steak, you can't eat it all in one bite. You gotta take one bite at a time.' And that's the way we're going through it. You can get overwhelmed in this job, particularly coming in late. I got all this to do, how do I do it? Instead, we're just going about our business each day and taking things as they come. It does feel very natural."

In this week's Game Plan, we'll look at how the 2018 quarterback crop could affect the Mitch Trubiskys and Deshaun Watsons of this year, the Redskins' Kirk Cousins quandary, how the use of the franchise tag has changed dramatically over the past five years and a lot more.

But we start with the Niners' new GM, his first few weeks on the job, and why he hardly feels like a fish out of water—despite the fact that he landed in his new role without taking the traditional path to it.

Lynch's precursor to one of 32 jobs running the personnel side of an NFL franchise is comprised of 16 years as a player and some eight-and-a-half seasons working his way up in the world of football broadcasting. He, in fact, never left pro football, having been involved for the past 24 years running. And this is where, in these stories about him, you point out where he was never a scout.

That's where we'll take our left-hand turn. Let's explain why, through his words, his start has proven Lynch to be more prepared than most of the skeptics expected, and how he already has a pretty evolved vision.

His playing experience. That's beyond just having played for Denny Green, Bill Walsh, Sam Wyche, Tony Dungy, Jon Gruden, Mike Shanahan and, briefly, Bill Belichick. It also goes past figuring, between the lines and through endless film study, what makes a great NFL player. And it goes to his first experience in the pros, and being part of the 1990s Bucs' transition from doormat to dominant force.



“There’s a lot of parallels,” he says, comparing those Bucs with these 49ers. “There’d been constant change, so the thought process as a rookie was ‘don’t get close to the guy next to you, because he may not be here in a couple weeks. Don’t let your wives make friends, because they’re not gonna be here.’ That was the culture. Everybody talks about Tony [Dungy], and Tony was certainly integral.

“But before that, Rich McKay came in and brought some stability—we’re gonna draft good winning players that have certain traits, and football character. Then Tony came in and gave it more stability—these are the schemes we’re gonna play. We’re not deviating in Week 1 or Week 2 if it’s not working. We’re sticking to them.”

His TV experience. Lynch settled in Denver after his playing career and grew close to John Elway. So when Elway took the Broncos’ job in 2011, he’d get after Lynch about leaving broadcasting to work for a team. To that end, in 2012, Elway had him write reports on safeties in the draft. In 2013, Lynch sat in Denver’s draft meetings for a month.

Now, Lynch maintains that he followed advice he got from Mike Tomlin in Tampa: Be where you’re at. He was focused on his job with Fox, and was moving up in the ranks there. Still, he knew, as he puts it, “What was missing was a scoreboard.” And so Elway’s poking, plus working to be prepared as a broadcaster, opened the door to Lynch subconsciously developing team-building beliefs in the course of his work.

“I wasn’t out there soaking up information from organizations as I went in their buildings, I was trying to be the best broadcaster I could be,” he explains. “But you’re meeting with the quarterback, you’re meeting with the head coach, the GM usually comes and finds you, you’re meeting with coordinators on both sides, you’re meeting with finest players in the league. ... So it challenges your mind.”

His Broncos experience. At one point, Elway discussed hiring Lynch before deciding he didn’t have the right role for him. In the end, the Broncos GM may have given him something more valuable than a job—an open-door to his own experiences growing into the role without the traditional career path behind him. Two pieces of advice stuck with Lynch. First, Elway said “hire some good people around you,” which Lynch now jokes was to Elway’s detriment, since Lynch’s first hire was one of Elway’s best people—new 49ers VP of player personnel Adam Peters. Second, Elway told Lynch that he had to learn to close his door, which seems simple, but relates to time management as a boss.

“Day 1, all I wanted to do was turn on the tape of the San Francisco 49ers to see what we have,” Lynch says. “And it wasn’t until 4:30 that I finally turned the tape on, because I was meeting people, meeting the trainer, going through the office. But that was very important too. That’s how it is. ... You also have to learn to close your door. You need your quiet time to yourself where you can just get stuff done.”

His life experience. Lynch says that, at the end of his playing career, “You’re always saying, ‘I haven’t come close to knowing it all, there’s always something I can improve on.’” He took that thirst to learn into broadcasting, and he plans to take that humility into his new job, too. “I think that’ll be the case 15 years from now,” he says.

Early on, it’s been small stuff. At the Super Bowl, both college and NFL players would approach him, and he’d wonder, Is this tampering? He’s leaned on Peters and fellow new hire, and former Lions GM Martin Mayhew, for help in those areas. And he knows he has a lot to learn elsewhere. So yes, he’ll delegate some. But what’s as important is that he maintains that quest for knowledge in all areas.

“Part of the interview process was, 10 characteristics of a GM, go 1-10 on what you’d be strongest at,” he says. “And I just followed my heart. Setting the tone and vision for a building, that was 1. Negotiating salary cap and contracts, right off the bat, I had that as 10, because I haven’t done it. So listen, I’m gonna have to rely on some people. But I will learn that, because I think to be good at it, you can’t just say, ‘that’s my guy over there.’ You gotta learn it and be a part of it.”



So why will this work? I don't know if it will, because these are hard things to forecast. But I do think that Lynch and head coach Kyle Shanahan have a chance, and not just because both are competitive, smart and driven football junkies. My feeling is it's more because Shanahan has a very defined vision for a football team, and Lynch has a clear-headed idea of how to build that, and they share a lot of ideals.

Getting that alignment was a stated goal of CEO Jed York's during the GM/coach search, and it looks like San Francisco has that at this early juncture. On Tuesday, Shanahan gave a lengthy, detailed presentation for the scouts on what his staff would be looking for at each position. And that adds detail to the character traits Lynch has talked to his scouts about seeking.

One that Lynch calls "critical" is football character. "You gotta live it and breathe it," he says.

The 49ers GM certainly does, and he's gotten to work in surrounding himself with others that do, too. Which is probably why none of this feels unnatural to him at all.



John Lynch to 49ers Fans: 'We're Going to Make You Proud'

By Joe Fann
49ers.com
February 1, 2017

Lynch spent more than 25 minutes on KNBR Wednesday morning with the Murph & Mac show. His first interview with the San Francisco 49ers flagship radio station covered everything from rooming with Edgar Renteria during his minor league baseball career, to his expectations as an NFL general manager.

Lynch continued to speak candidly about the interview process with the 49ers, his qualifications for the job and how important it is to embrace the randomness of life. But maybe the most impactful portion of the half-hour chat came at the end.

As Brian Murphy began to wind down the interview, Lynch interjected with a thoughtful message for what 49ers fans should expect from his new regime.

"I would just tell people, watch the moves we make," Lynch began unprompted. "Of course we're going to make some mistakes along the way, but we're going to make you proud with the type of players that we build this team around. I (also) think it's very important to be invested in this community.

"I remember (former Tampa Bay Buccaneers head coach) Tony Dungy and the first meeting he ever had with us. He told us, 'Our job is to win championships, but if that's all we've done at the end of our time together, then we haven't done enough.' I've been around a lot of people that live that.

"I understand what a special community (the Bay Area is). We want to be a part of it, and we want to make people proud. I can give my commitment that we're going to leave no stone unturned to try and get people that represent the organization. First of all, everything we do, being single-minded to win World Championships and also to make the community proud with the guys we have.

"That's the one thing I will promise."

Best of the Rest

Lynch continues to embrace the fact that he won't win everyone over until the 49ers start winning football games.

"Are there skeptics? Absolutely. Should there be skeptics? Absolutely," he said. "I understand that, and I understand that the only way we change those skeptical thoughts is to win. That's what this league is all about.

"I can't make any promises about when that's going to happen, but we're going to work our tails off."

The general manager shed some light on what went into hiring vice president of player personnel Adam Peters, who has spent 14 seasons of NFL front office experience with the New England Patriots and Denver Broncos. Prying Peters away from the Broncos was a crucial first step in Lynch's plan.

"You look at his experience, I've talked to people in the New England organization, and I know how much they valued him," Lynch said. "Josh McDaniels valued him so much that he brought him to Denver. Denver valued him incredibly. They kind of had a log jam. I've got a good relationship with John Elway, who immensely respects Adam Peters. He gave him an opportunity for a big promotion.



“Adam Peters was a home-run hire for us. We’re full-speed ahead already.”

Atlanta Falcons offensive coordinator Kyle Shanahan is reported to be the top candidate for the 49ers head coach opening, but nothing can become official until after Super Bowl LI. Once a coach is in place, the two will work together to assess the needs of San Francisco’s current roster.

“I’m going to do whatever it takes, along with the head coach and along with the team we build, to put together a winner,” Lynch said. “Frankly, we’re putting together roles right now.

“As soon as we get our head coach on board, we’re going to work tirelessly to be on the same page, so we can go to our scouts and say, ‘This is what we’re looking for.’”

Lynch admitted that one of the things that lured him to a front office position was the desire to have a stake in the game. He loved his time with FOX Sports, but missed the highs and lows of winning and losing.

“The one thing that can be unfulfilling is that there’s no scoreboard,” Lynch said. “When you’re used to scoreboards, winning and losing, that void is always kind of there.”



Paraag Marathe

Paraag Marathe and his back story are a slice of 49ers intrigue

By Mark Purdy
San Jose Mercury News
August 7, 2017

Do you know Paraag Marathe? You don't know Paraag Marathe.

"Hey, it's the same oven!" he exclaimed.

We had just entered the front door of Mountain Mike's pizza parlor. Marathe grew up blocks away. But this was far more than Marathe's old stomping ground. This was much more.

"I don't know how long it's been since I was here," Marathe said, gazing around. "I helped my dad set up this place. I hired the first employees, I picked out this furniture. I picked this color scheme."

Yes, it turns out there is a lot that all of us don't know about Paraag Marathe. I used to think that was exactly how he and the 49ers wanted it. But as we sat down for a nearly two-hour lunch at the restaurant that this family once owned, a lot of insightful doors opened up into the team's mystery man.

Marathe's official title with the 49ers is "Chief Strategy Officer And Executive Vice-President of Football Operations." His unofficial title is "Senior Associate Lightning Rod." As basically the right-hand man of owner Jed York, Marathe has been given credit for helping the Levi's Stadium project come together and blamed for . . . well, just about everything else. Fans and various media voices have accused him of meddling in the college draft, lurking in the coaching booth on Sundays, spying on behalf of York and/or undermining the operation in just about any conspiracy theory you want to offer.

Do you know Paraag Marathe? You don't know Paraag Marathe. Through all the lightning bolts, the man himself has been polite whenever encountered but mostly silent, very rarely granting interviews. But he agreed to sit down with me when I suggested that we do the interview at one of the pizza places that his immigrant father and mother operated on Saratoga Sunnyvale Road throughout his childhood. We talked about his family's back story, one that may go against the image many 49ers fans have of him as a privileged intellectual with degrees from Cal and Stanford.

Marathe does indeed own those degrees. But his upbringing was hardly one of privilege. His parents immigrated from India and pursued the American dream from the ground up. They endured disappointment and tragedy as their two children pitched in to help the family succeed. It provides good insight into what makes Marathe tick and propelled him to the second most powerful executive on the business side of the 49ers organization—though he might argue that point, as we'll see in a few paragraphs.

Actually, Mountain Mike's was the second restaurant owned by Vijay and Seema Marathe. The first was a Round Table Pizza just up the street, in a building that's now a savings and loan. At the Round Table, Paraag would often stand behind the counter and work the cash register. Nothing unusual about that — except that he was only 12 years old at the time and slightly under five feet tall.

"I could barely see above the register," Marathe said. "It was almost like a gimmick for customers at first because I looked really young back then. It was a like a little kid was running the restaurant. But we would churn out 200 or 250 pizzas on a Friday evening and there were times I really would run the whole operation. It's crazy now when I think about it."

Marathe worked long hours at the pizza businesses while attending Lynbrook High School. That way, his father could keep his other job as an electronics engineer—a job that Vijay ultimately had to quit, anyway, because the pizza business was so labor intensive and many of the teenagers they employed didn't always show up. Marathe's dad needed to be there just in case.



“Which is why all my guilt came in,” Marathe said. “It was like, why would I be with my buddies in the evening when I should be working to give my dad a break?”

It’s the story of hundreds of immigrant Silicon Valley families. But this one had a new twist. After Vijay and Seema pushed themselves so hard to send their children through college, they wondered why in the heck Paraag wanted to pursue a career with a NFL team. It was a dream he’d had since he was ringing up those pepperoni specials while the 49ers games played on the projection big screen TV.

“In Indian American culture,” Marathe said, “everyone’s got to be a doctor or engineer . . . or maybe a lawyer. Like, working in sports, my whole family, the ones who are in India and everywhere else, they just thought this was a hobby.”

Reading between the lines, you can see that Marathe was out to prove a point—both to those folks who chuckled at the kid behind the register and to the family members who were mystified why such a bright young man was so obsessed with . . . a football salary cap?

Do you know Paraag Marathe? You don’t know Paraag Marathe. He’s a competitive guy who, while pitching for his high school baseball team, sparked a brawl in a game when he followed his coach’s orders to throw at an opposing batter. But it was Marathe’s obsession with front office NFL matters that fueled his rapid rise in the 49ers organization after he joined it 17 years ago as a jack-of-all-trades numbers guy who knew finances and statistics and how the NFL dealt with both. He became expert in negotiating contract terms. Marathe eventually became Chief Operating Officer and finally team president. He and York were considered hotshot young wizards when the 49ers went to the Super Bowl following the 2012 season.

Then came 2014. A clumsy offload of coach Jim Harbaugh led to the 49ers losing 25 of their next 32 games. And the two young wizards conjured up only loathing among the fan base. Marathe lost his president’s title—but is still a major front office presence.

So what does Marathe do, exactly? If you ask around the league, the people who deal with him tend to respect him and his intelligence. Yet some of those people ask the same question. So could he please enlighten us? He could.

“The lion’s share of my job,” Marathe said, “is what it’s been for a long period of time — chief negotiator, monitoring the salary cap and figuring out our Collective Bargaining Agreement compliance with the league. The other part of my job has evolved over time. In the beginning, I was a troubleshooter looking at things where we could make things more efficient and better. And then I was finding a location for a new stadium and doing the stuff for the Levi’s project.”

With Levi’s complete, Marathe dipped into other branches of the 49ers multi-tentacled operation, including a stadium-technology startup and a piece of Sacramento’s pro soccer team. So why do 49ers fans think he’s to blame for so much of the team’s recent misery? Probably because he has participated in the coaching searches that resulted in Jim Tomsula and Chip Kelly’s miserable seasons — and remains involved in day to day elements of the operation under new general manager John Lynch and new head coach Kyle Shanahan.

“I’d say 75 of my job is football related,” Marathe said, “because the cap goes up and up and up and now we’re at \$165 million and accounting for every dollar and penny takes a lot of time.”

Is criticism of him fair when the team does a faceplant?

“Yes, absolutely,” Marathe said. “We’re measured by wins and losses . . . We haven’t won and we have to get that straightened out . . . (but) I’m not the spokesperson for football. That’s John and Kyle’s job and they’re really good at it. And that’s not my job. My job is to do my job and do it so I can be useful and a utility player for them.”



Which is where things get foggy. How, exactly, does Marathe define the term “utility player?” He says it means that he takes orders from Lynch and Shanahan if they need him to research a potential player’s expected compensation and whether it fits into the 49ers template—or anything else they might ask.

“I support those guys in everything football,” Marathe said. “I’m our chief contract negotiator and manage our salary cap and help them in all our player personnel decisions. And you’d better have your ‘A’ game because they’re going to challenge you. It’s their show and I’m here to support them . . . The only time I do something with football is because someone wants me to do it. There are certain things within game management that I’ve done, but only at the request of the head coach.”

Out of respect for the York family and coaches, Marathe also keeps his mouth shut in public. The practical effect, however, is that Marathe becomes an empty vessel for fans and media to fill up with castigation for things that he might or might not have actually done. At some point, he surely must want to speak up and clarify whether that’s true.

“Is it frustrating?” Marathe said. “That’s one of the things I learned from Round Table when I was 12 years old. People were counting me out because they thought I couldn’t do that job. I learned how to just focus on doing the best I can. I can’t sit here and tell you that it doesn’t hurt. My wife and my daughter, my in-laws and my parents do live a stone’s throw away from where we are right now. They hear and read things. That hurts. I’m still human. But all I can do is know that the sun rises and sun sets— and focus on doing the best job I can.”

Do you know Paraag Marathe? You don’t know Paraag Marathe. He gained the best perspective, sadly, when his sister died in 2005 after years in the grip of anorexia. That was the Marathe family tragedy. As the condition of Shilpa Marathe progressed, Paraag had difficulty dealing with her situation. He considered it grim irony that his family was in the food service business while at home, Shilpa had an eating disorder that made her so thin and weak, Vijay had to carry her upstairs to bed every night.

“Because I was really into my job at the time,” Paraag said, “I became good at blocking it out of my mind, compartmentalizing. I probably didn’t get at peace with it until 2012, 2013, 2014 . . . and then I kind of had that moment where I felt like I had this voice because I’m in this industry where . . . no one talks about mental illness that often. And being in an immigrant family, there’s no such thing as mental anxiety or mental issues. You should just do or not do. There’s nothing else. And being a male, to be able to talk about anorexia . . . I felt I had a really good platform to be heard. So I started to get involved and there’s a couple of boards that I joined.”

The two organizations, Andrea’s Voice and Project Heal, have websites to consult for those dealing with anorexia in their own families. But Marathe says the first step is “to talk about it because I kept it inside for many years.”

By now, the lunch was almost over. Marathe kibitzed a bit with the restaurant’s current owner, Eil Abbasi, who bought the Mountain Mike’s outlet place from Marathe’s parents a while ago. Looking back on it, Marathe said, his pizza experience was exhausting but invaluable.

“I honestly felt like my third parent was Round Table Pizza,” Marathe said. “It was more influential in my life than anything I can think of, including school and graduate school . . . You know, I was interviewing prospective employees when I was 13 or 14 years old, hiring delivery drivers . . . Knowing I was being counted out but knowing if you keep your head down and focused on what’s doing right and not listen to the noise, that’s what you need.”

As we wrapped up our interview, he asked: “How’d you like the pizza?”

Marathe then told one final story. Both his family’s pizza places were not far from Saratoga High School, so the football team often showed up for postgame meals. One of the Saratoga High players that Marathe served was a frosh-soph wide receiver named Kyle Shanahan.



Shanahan is the new 49ers' head coach. Does he know Paraag Marathe? Shanahan didn't then. He does now. After lunch at Mountain Mike's, maybe we all do.



Kyle Shanahan

Of Will Ferrell, Jerry Rice and Drake: How Kyle Shanahan is rebuilding 49ers culture

By Nick Wagoner
ESPN.com
September 5, 2017

To find the ultimate answer for creating a successful culture on a NFL team, why not go to a guy with an economics degree from the Ivy League?

Luckily, the San Francisco 49ers have fullback Kyle Juszczyk (Harvard, '13).

"You didn't know that Will Ferrell is the key to building a football franchise?" Juszczyk said with a grin creeping across his face. "I thought everyone knew that."

Juszczyk, of course, was joking. Well, sort of. The real answer to building a culture that can lead to sustained success in a league full of parity is far more complicated. It's an answer the 49ers are currently seeking under first-time head coach Kyle Shanahan and general manager John Lynch.

Believe it or not, Ferrell is part of the equation, and so are Jerry Rice and Drake. In San Francisco, it requires striking a balance between pulling from a rich tradition and finding ways to evolve.

For Shanahan, it also means mixing in various things he picked up during his years around his father, Mike, when Mike was the head coach of the Denver Broncos. Those are things Kyle carried through a collegiate playing career at Texas and through 13 seasons as an NFL assistant.

"I think the most important thing is getting the right people," Shanahan said. "Everyone can talk about the culture and what you're trying to build, but you have to get the right people who are capable of being a part of the culture that you want because it's got to be natural. It's got to be real. It can't be fake, so what we try so hard to do is get people in here where football means everything to them. It means just as much to them as it does to me and it does to everyone in this building, to where our No. 1 priority in everything we do is to win on Sunday."

Majoring in football

Sitting in his spacious office at the SAP training facility on a recent afternoon, Shanahan has his shoes off and feet up on the desk as he ponders the origins of his culture-building philosophy. It's clearly something he has thought about a lot.

When Shanahan says he wants people who care as much as he does, he offers examples. For instance, when he was playing at Cherry Creek (Colorado) High, anytime he suffered an injury, he ditched class so he could go to the Broncos training facility for treatment so he could play in the next game.

"I obviously grew up in a football house, and it's not like my dad told me to be that way," Shanahan said. "It's just playing high school football was the most important thing in my life, and when I got to college, playing college was, and then when I got into coaching the pros, being successful as a coach was the most important thing. Every decision I made was that way."

Take when Shanahan sat out his redshirt season at Texas after transferring from Duke. In December 2000, the Longhorns held a scrimmage for the redshirt players in the midst of bowl practices. In one of Shanahan's classes, the final was scheduled for the day of the scrimmage.

A seemingly meaningless practice or an important final? The decision for the seven teammates Shanahan had in the class was easy: take the final.



"I was the only guy who showed up to the scrimmage," Shanahan said. "They were like, 'Don't you have a final?' I was like, 'Yeah, I'll just take an F. I'm here for football, and there's no way I'm missing a scrimmage to go to this class.' I had a B in the class, and I ended up getting a D-minus because I skipped a final. They thought I was crazy. I wasn't doing it to show off to the coaches. I was doing it because I came to Texas to play football. I'll be all right with my grades, but I came here because that was how my mindset was. That's how it is in coaching, and that's how I expect players to be."

Shanahan and Lynch have driven that message home from the day they arrived in the Bay Area in January. When the Niners approached free agency armed with nearly \$100 million in salary-cap space, they didn't intend to spend money for the sake of spending. Shanahan wanted players who wouldn't be changed by big paydays. He wanted players who would set examples for younger players about what is required of them if they want to get a big payday.

Much of that money was spent on players such as Pierre Garcon, who Shanahan already knew would be the same guy, regardless of the extra zeros on his check. Lynch dug deep to make sure players he had never coached had his same ethos, which they found in Juszczyk.

Niners CEO Jed York immediately was on the same page in that regard.

"I go back to something that Bill Parcels told me a long time ago. He said, 'Jed, this is kind of a cheat sheet for owners. If your coach can't explain how they're going to use a player, don't sign the check,'" York said. "I think that's so true. You look at some of the guys we brought in, and either they have a connection directly or indirectly in the past, and Kyle knows how he wants to use people. He knows what they do well. And when you have that mentality, it helps set that tone from the beginning. Right now we're trying to build a foundation, and that doesn't mean we're not trying to win, but you can't consistently win unless you have a strong foundation. If we can get that done, the sky is the limit. Whether it's this year or in the future, we want to make sure that we have that foundation built, and I think Kyle and John have done an unbelievable job of identifying, 'This is what we want 49ers football to be about, and we're going to find people to fit that mold.'"

'There's not a bear in the building'

Early in the Niners' first preseason game against Kansas City, Shanahan's first game as a head coach, cornerback Rashard Robinson was on the wrong end of a long completion to Chiefs receiver Tyreek Hill. Soon after, he missed a tackle that would have forced Kansas City to kick a field goal. Robinson was upset as he returned to the sideline, until he heard a familiar bit of 49ers' jargon.

"There's not a bear in the building," Juszczyk said. "It's an obscure reference, but it makes sense when it comes to football. Just summing it up, there's no need to panic out there. There's not a bear in the building. Jump offsides, you have a bad play, whatever happens out there, there's no need to panic. Nothing is worse than a bear actually being in the building. That's not what we're dealing with."

Even for the most fervent fans of Will Ferrell movies, the bear in the building might not immediately jump to mind. It's a reference to the 2008 movie "Semi-Pro," in which Ferrell plays an ABA basketball owner/coach/player named Jackie Moon. During one scene, Moon is forced to wrestle a bear, which eventually escapes into an arena full of people. Once the bear breaks free, Moon shouts into a microphone, "EVERYBODY PANIC!"

Early in his tenure as coach, Shanahan showed the clip to his team. It's one he picked up from Atlanta coach Dan Quinn when he was the Falcons' offensive coordinator. Quinn, whom Shanahan notes is a big proponent of culture, likes to find ways to keep it light while offering an important message.

Shanahan has also been known to make frequent references to the Catalina Wine Mixer, a fictional helicopter leasing event in the movie "Stepbrothers," again with a lesson for his players to not let a moment get the better of them.



"Some things you have to realize it's just not that big of a deal," defensive tackle Earl Mitchell said. "It's not the Catalina Wine Mixer. Those are the two big messages: There's not a bear in the building, and it's not like we're at the Catalina Wine Mixer."

When the Niners turned the ball over five times in a preseason loss to Denver, both of those phrases were tossed around liberally on the Niners' sideline.

"You start fumbling, and guys are coming to the sideline, and everyone is freaking out," Shanahan said. "Everyone wants to freak out after the game, and like, 'We suck. We can't do anything,' and it's like, guys, there's not a f---ing bear in the building. We had five turnovers. They had zero. Go look at the stats. It's probably 0 percent win percentage. Let's not reinvent the wheel. Let's not panic. Let's learn how to not have five turnovers, and then we'll talk about how to play football after that. It kind of brings perspective to everybody."

'If Jerry Rice wants to practice, go ahead and practice'

For four straight years, Shanahan has made it a point to find a young running back and ask him if he knows who Marcus Allen is. He has yet to get a positive ID. As a lifelong student of the game, it drives Shanahan crazy.

So when Shanahan and Lynch took over the Niners, one of their top priorities was to make sure that every player on the roster knows about the franchise's storied past.

"I think of San Francisco like people think of the Yankees," Shanahan said. "Just me growing up, that's what the Niners were just throughout the '80s and early '90s. They were the team, and I know my generation saw them that way. I don't know how all the players now feel. Half these guys don't know a lot of players that would surprise the hell out of you if you ask them. You want people to understand the expectations of something like that and the standard that they set.

"You want players to understand that and respect it and grow from it. But that's about where it ends. You have to do everything else on your own. You just want people to understand the importance of where you're at."

Lest any of the Niners forget, Shanahan and Lynch have made sure that there are visual cues almost everywhere you look. Levi's Stadium now has banners of current and former stars, with other pieces recognizing great moments in team history. On the walk into the locker room, the wall to the right is adorned with a mural featuring Joe Montana, Ronnie Lott, Patrick Willis, Roger Craig and Steve Young, with the words "It won't be easy, but it will be worth it" underneath it. Shanahan also changed how the lockers are arranged, eschewing the usual position group formation and mixing players from all facets of the team.

Along with that, any time there's an opportunity to bring one of the franchise's legends into the building, the Niners haven't hesitated. Before one training camp practice, Young and Rice spoke to the team. During that day's workout, the 54-year-old Rice appeared in shorts, a T-shirt, cleats and receiver gloves and went through individual drills with the receivers. When team drills started, Rice lined up about 5 yards behind the play and ran through every rep, offering an example of what went into making him the most prolific receiver in league history.

"It's almost like a cheat sheet," Lynch said. "This is the way it should be. And these guys know when we walk by those Super Bowl trophies that they don't come free. You've got to go earn them, but why not take advantage of guys like that, and why not invite them? And if Jerry Rice wants to practice, go ahead and practice. That's good for us. And Steve Young up here, I've always respected Steve. The stories they told, I think, better than we ever could, they told them what the 49er way is, and it was awesome."

To be sure, Shanahan and Lynch are well-aware that they can't use the past as a crutch.



"Our past is something that we want to celebrate, but we can't rest on what people did in the past," York said. "We have to build our own present and make our own future, and I think that's what Kyle and John understand. I think it's really important that those guys know this is what Bill Walsh was about, this is what the great 49er teams were about, and that's part of their fabric, but they've also made it their own. I think that's the thing that's important. You can't be Bill Walsh. You can't be George Seifert, you can't be somebody else, but that's a part of their fabric, and I think it makes it a lot easier for me to communicate with those guys because the 49ers run in their blood."

Age as an advantage

In addition to his duties as Shanahan's administrative assistant, Nick Kray is known as DJ Kray Kray, the man responsible for the practice music. Kray has his own pop-up tent near the practice field where he spins a variety of cuts -- mostly hip hop -- during every workout. Behind closed doors, Kray handles plenty of other daily tasks, including putting together the aforementioned video clips.

Kray's musical stylings aren't limited to the practice field, either. Before every team meeting, music is playing. The artist most often heard? Drake. More often than not, that comes at the request of Shanahan, not because he's actively trying to relate to his players but because he genuinely likes it.

"I play Drake because I like Drake," Shanahan said. "That's still what I listen to. I'm still close with the music. Now it's starting to be different, but I still know the main guys. I don't know some of the weird stuff. But Drake is what I would be playing because that's what I like."

At 37, Shanahan is older than every player on the Niners' roster, but he's close enough in age that it's not that difficult for him to relate to his team. Veterans such as Mitchell and center Daniel Kilgore emphasize that Shanahan sets a standard of what is expected of each player, and so long as those players meet that standard, there is time for fun.

But Shanahan has long viewed his relative youth as an advantage when it comes to connecting with players of all backgrounds. He is quick to point out that none of that matters unless he can first earn every player's respect as the coach. That's why he emphasized being able to provide answers to any and all questions. If not, players will pick up on it right away.

"I think that's been one of the first things that kind of jumped out to me is just, like, he understands the younger culture and the lingo," Juszczak said. "I think he can use it to his advantage to be able to get the point across. It's not just the same old banter that you have earned from older coaches your whole career. He kind of puts it into our perspective and understands it a little bit better."

Plenty to prove

The idea of measuring culture is nearly impossible. For now, Shanahan will only allow that he is happy with his team's work ethic. The real tests will come after the Niners go through a losing streak. Shanahan knows that such tests are on the way.

For a team that was 2-14 a year ago, fixing everything in one offseason is almost impossible. These Niners still have plenty of holes, but there seems to be a genuine belief that things are headed in the right direction, especially once they get the right people in place.

"We want 53 guys who realize this is what I do to support my family, this is what I do for a living, and this will come over everything -- except, obviously, your family and life-and-death decisions," Shanahan said. "But [otherwise] this is the No. 1 important thing in my life."

In other words, 53 players who are willing to skip the final.



'I could feel the pole coming out of my leg': Freak injury sped up Shanahan's career

By Matt Barrows
Sacramento Bee
August 25, 2017

Kyle Shanahan's dog needed to go to the bathroom. It altered the trajectory of his career.

It was about 5 p.m. on a summer day in 2001. Shanahan was a 21-year-old receiver at the time, one day from joining his University of Texas teammates for the upcoming season. He was at his parents' house in Denver when he took his dog out in the backyard and went to jump over a four-foot-high fence with decorative, iron prongs at the top.

Shanahan, 6-3 and 185 pounds, had been training furiously all year and was in prime physical condition. He'd leaped the fence hundreds of times. But this time, his hand slipped as he went to propel himself and he came crashing down.

"I thought I was going to hit my head on the ground and I just stopped," Shanahan recalled.

He found himself dangling upside down, his left thigh impaled on one of the fence's spear points. His father, Mike, was the Denver Broncos' head coach at the time and already was at the team's training camp in Greeley, Colo. His mother wasn't home.

"No one was out there," he said. "So I had to reach to the ground and push myself off it. It was nasty. I could feel the pole coming out of my leg. And I was so upset because I knew right then, 'Man, I've just messed this up for myself.' Because I was going to training camp the next day."

In 2008, Shanahan became the youngest coordinator in the NFL at age 28 when he was picked to run the Houston Texans' offense. In February, at age 37, the 49ers made him the NFL's second-youngest head coach behind the Los Angeles Rams' Sean McVay. Everything about him and San Francisco's new regime smacks of energy and youth.

But he never would have gotten such a quick start at coaching if his hand hadn't slipped that summer afternoon.

Shanahan's dream at the time was to play in the NFL and it was realistic. A strong spring earned Shanahan the role of No. 3 receiver on a loaded Texas squad that featured Roy Williams and B.J. Johnson at receiver, Major Applewhite and Chris Simms at quarterback and Cedric Benson at tailback.

"I've never seen a guy work as hard as he did to prepare himself," said Darryl Drake, Texas' wide receivers coach at the time who now has the same job with the Arizona Cardinals.

"He wasn't the fastest guy in the world, he wasn't the most gifted guy, but he understood the game," Drake said. "He had a great feel for the position. He was a guy that I was counting on – and we were counting on – to have a big-time role."

Shanahan said when he removed himself from the fence he found he couldn't walk. So he crawled to the back door.

"And I promise, it didn't hurt that bad," he said. "It was like the worst deep thigh bruise you could ever have. There wasn't a lot of blood, but I could see my muscle. And I could see it twitch."

He got a friend to drive him to the hospital. His initial instinct was to have it stitched up and to play through any pain. But it quickly became clear that the wound was too deep, too ripe for an infection – there were paint chips from the fence inside – and that he needed to have surgery.



He called the Broncos' team doctors and soon underwent a two-hour procedure that required three layers of 21 staples to close. Shanahan has a white, nine-inch scar to remind him of the event.

Today he freely talks about the incident and even offers to reenact how it happened using a chair in a Levi's Stadium office as a prop. When it's suggested to him that he has the same proud wound an ancient Greek warrior might have picked up in battle, he frowns.

"It's not really bad-ass," he said. "I was walking my dog. But it was gruesome."

At the time, he was crushed.

Doctors told Shanahan he wouldn't play that season. They were wrong. He missed only one game and was back on the field in 18 days. But he lost his prime spot in the rotation, never regained his former speed or quickness and finished the year with seven catches.

Drake says he doesn't know where Shanahan ultimately would have been drafted but that he had the ability to play in the NFL.

"It was devastating," he said. "Not only for him but for me personally because he's a guy that I loved dearly and wanted to see him go out and show what I knew he was capable he was doing."

Shanahan had an invitation to the scouting combine after his senior season but didn't go. He stopped lifting weights. His NFL aspirations slipped away.

"I went through depression for a while over it," he admits. "My whole life, my whole world was playing (football). It was tough on me. It took me a long time to get over it."

A few months into 2003, he got a job on UCLA's coaching staff. Six months later, he was hired by the Tampa Bay Buccaneers. He's been in the NFL since.

"I always knew I would eventually coach," he said. "But the work I put into the scholarship to Texas – I lived and died for playing at the time. I had aspirations to try to play in the NFL. I knew when it was all done and I'd made my run – whenever that was – that I would coach. But I always joke with players; I say it sarcastically: 'If I never had this injury I'd probably taking one of your guys' job.' Then they all laugh at me. Because obviously I wouldn't have."



Lifetime focus on football put 49ers' Shanahan on fast track

By Matt Kawahara
Sacramento Bee
February 11, 2017

Kyle Shanahan's initiation into the 49ers family began years ago.

While his father, Mike, was running the 49ers' offense from 1992 to 1994, Kyle tagged along as a ballboy. And of course, players tried to make the kid feel included.

"We forced him to sit on Santa Claus' lap at the team Christmas party," recalled former 49ers tight end Brent Jones. "I think (Santa) was actually Bill Walsh. And we told him that was part of the deal – if you were a child of one of the coaches or players, you had to sit on Santa's lap.

"He was probably 14 or 15. I've got pictures somewhere."

Shanahan is now 37, an accomplished coach himself. And Monday, the 49ers placed at least a share of their future in his lap, making him the 20th head coach in franchise history.

"He's not only a smart football man, but he's a leader who sets the tone through his work ethic," new general manager John Lynch said Thursday in a news conference introducing the two. "I like what Kyle represents because he's (dedicated). He knows what he wants, and he's going to find a way to make that happen."

While the move had been expected for days – the 49ers had to wait until after the Atlanta Falcons, with Shanahan as offensive coordinator, lost the Super Bowl in gut-wrenching fashion to the New England Patriots – one could argue that for Shanahan it was part of a natural progression going back much further.

They could point to the childhood spent around football, the father who won three Super Bowl rings as a coach and the swift ascension through the NFL's coaching ranks, capped by orchestrating the league's top-ranked offense last season in Atlanta.

Indeed, Shanahan said in his introductory 49ers news conference Thursday that becoming an NFL head coach had been a goal "my whole life." He added, though, that he would not have accepted just any job. And in a way, his hiring marks a return of sorts, to a place that helped dictate his path.

Shanahan said his early experience with the 49ers has "always been a special part of my heart." He recalled summers spent at the team's training camp in Rocklin, sleeping on a rollout bed in his father's room with former offensive-line coach Bobb McKittrick as his connecting roommate, playing pingpong nightly with wide receiver John Taylor.

"It took me two years to beat him," Shanahan said, "and then after I did, he finally told me he was going to start using his right hand.

"But guys like Harris Barton, Tom Rathman, Steve Young, Jerry Rice, all these guys have really been a big part of my life, even though I was only with those guys for three years," he said. "It's just, those are the guys I looked up to and guys I wanted to be."

HARD WORKER CLIMBS COACHING LADDER

He would not reach their level in pads. A wide receiver in college, Shanahan played his final two seasons at Texas, totaling a modest 14 catches for 127 yards. He then landed a job as a graduate assistant at UCLA in 2003 under then-head coach Karl Dorrell.



“He had a knack for just loving the game and understanding the process of seeing what defenses do and reacting to it and trying to make plays for the offense,” Dorrell, now a receivers coach for the New York Jets, said by phone. “It was kind of in his DNA, so to speak. He was already in that mode of a coach prior to him landing his first job.”

Dorrell had met the younger Shanahan while coaching receivers in Denver under his father. But the decision to hire Shanahan, he said, arose not out of loyalty to the family but because he recognized in Kyle “somebody who wanted to plant his own roots.”

“He put in the work – there’s no question about that,” Dorrell said. “By no means did he think he was entitled to anything. He was trying to work his way up the ladder.”

He did so quickly, spending two years as a quality control assistant in Tampa Bay under Jon Gruden, then two more as a position coach in Houston under Gary Kubiak. In 2008, the Texans made him the youngest coordinator in the NFL at age 28, giving him the reins to an offense that finished in the top five in total yardage in each of the next two seasons.

What followed was far less smooth. In 2010, Shanahan left Houston to be the offensive coordinator in Washington under his father. But his first season was marked by tension with veteran quarterback Donovan McNabb, a six-time Pro Bowl player who ultimately was benched late in the season as the team went 6-10.

Recalling his season with Shanahan to the East Bay Times recently, McNabb said: “We both had our egos. There was no sitting down and discussing what we were going to do to make it easier for every party going forward.”

Shanahan worked with three primary quarterbacks in four seasons in Washington. His offense tailored around Robert Griffin III thrived in Griffin’s rookie season in 2012 but stalled the following year, which Washington finished 3-13, leading to the Shanahans being fired.

Thursday, Shanahan recalled his time in Washington as “a great learning experience. I wouldn’t take it back for the world. It wasn’t the most fun place to be at. There was a lot of ups and downs. But I think it was a pivotal point in my career. I think I got a lot better from it.”

Those years likely contributed to a perception, which hasn’t dimmed much, of Shanahan being cocky – something he took exception to when asked about it Thursday.

“You get humbled every single day,” he said. “As soon as you feel good about yourself, you’re going to get humbled very quickly. So I never really feel that good. I don’t think it’s fair to say I’m cocky and arrogant. But I also don’t know a lot of people, either.”

His self-assessment led to one of the lighter moments of Thursday’s news conference.

“There’s really two things that are important to me, and that’s my family and football, and that’s really all the things I think about,” Shanahan said. “As sad as that is, it’s true.”

Still, the 49ers could perhaps use an edge as they attempt to rebound from a 2-14 season under the recently fired Chip Kelly. Broadcasting a Falcons game weeks ago, before either was hired by the 49ers, Lynch made a prophetic observation about Shanahan.

“Kyle, I think he goes in these (head-coaching) interviews and maybe comes off a little confident, a little arrogant,” Lynch said. “I don’t care. I want an arrogant coach. I want a confident coach. I’d be hiring that guy in a second.”

TRIUMPH, HEARTBREAK IN ATLANTA



It wasn't only Shanahan's attitude that convinced the 49ers to give him a six-year deal, an extraordinary show of faith in a man with no head-coaching experience. Atlanta's offense last season led the NFL in points per game (33.8), ranked second in yards (415.8) and produced the MVP in quarterback Matt Ryan, earning Shanahan the Assistant Coach of the Year honor from the Pro Football Writers Association and The Associated Press.

His tenure there ended painfully. The Falcons blew a 28-3 third-quarter lead in a 34-28 overtime loss to the Patriots in the Super Bowl, after which Shanahan was pilloried for his play-calling late in the game – namely, to continue throwing when a more conservative approach might have helped Atlanta salt away a championship.

Thursday, days removed from the loss, Shanahan said he was still “definitely grieving on it, and I probably will for a while.” Ryan, though, said after the game he did not blame his coordinator.

“Too aggressive? No. I thought Kyle did a good job,” he said. “I thought we played the way that we play. We always play aggressive, and play to win, and we had opportunities as players.”

Already, the 49ers had begun to envision that style for their own. Not 24 hours passed between the Super Bowl's dramatic ending and the 49ers officially naming Shanahan their new head coach. Linebacker NaVorro Bowman attended the news conference, observing his fourth head coach in as many seasons.

“I can say for myself, standing on the sideline (last season while injured) watching the Falcons just move the ball up and down the field, with my intellect, he had me (confused),” Bowman said. “So I'm glad to have him on our side.”

His rise from 49ers ballboy to their head coach complete, Shanahan now faces a much larger challenge: Restore the luster to a faded franchise.

“I think he's one of the brightest minds in the game,” Lynch said. “He's proven that, I think, every step of his career.”

“He had a big challenge because his dad was kind of a big deal in this league. But Kyle, I think to me, he's a guy who soaked in all the knowledge and experience of being a coach's son, but then went out and did it on his own, and has become his own man.”



Robert Saleh

Robert Saleh: The Road from 9/11 to the 49ers

By Robert Klemko
The MMQB
June 6, 2017

The Seahawks were in the pupal stages of what would become five consecutive playoff appearances and a Super Bowl victory. It was early in 2011, the lockout year, and Pete Carroll was entering his second season on the job. Marshawn Lynch had been acquired in a trade with the Bills; second-year safety Earl Thomas held steadfast to his fast-receding dreadlocks; the world hadn't yet met Richard Sherman, an outspoken rookie cornerback who'd mostly played wide receiver at Stanford; Russell Wilson was negotiating a release from N.C. State to play his final year of college ball at Wisconsin.

Carroll, ever the motivator, asked his coaches to create mission statements. Among them was a newcomer, Robert Saleh, a quality control assistant who had come highly recommended to then-defensive coordinator Gus Bradley. "Carroll gave the coaches the task and the challenge of finding out what was very important to us as individuals," Saleh says, "to identify who we were as coaches ... what defined us."

Saleh, 32 at the time, was not simply a man with an entry-level job in the NFL, but someone who was on a path to daily betterment. As summer morphed into fall, he would become an integral cog in a burgeoning NFL powerhouse. But first, he had to explain his personal philosophy in no more than 20 words.

In short, what do you stand for?

* * *

Robert Saleh's journey to the NFL began on Sept. 11, 2001. His oldest brother, David, was beginning his second day of intensive training as a financial advisor with his new employer, Morgan Stanley. During a work break, David looked down from the 61st floor of 2 World Trade Center, the South Tower, and gazed upon a monstrous yacht in the Hudson River that had two helicopters resting on helipads. It wasn't a sight often seen in his hometown of Dearborn, Mich.

"I could not believe how big this yacht was, based on how big it looked from being so high up," David says.

Suddenly, a fireball obscured his view. He didn't know it at the time, but it was American Airlines Flight 11 crashing into the North Tower at 8:46 a.m. David took a step back, stunned by the blast. His colleagues sprinted to the window, and his supervisor rushed into the room and asked, "What's going on?"

"I think the building next door just blew up," David told him.

The supervisor looked through the windows and saw charred debris falling to the ground. He instructed all employees to go back to their offices. Many trainees, including David, ignored him. David grabbed his suit coat, wallet, cell phone and briefcase and started moving down the packed staircase in what he describes as "a very intense and orderly flight."

"It wasn't any chaos or anything like that," David says. "On the 40th floor, I remember the intercom guy saying everything was good, it was an accident, everybody could go back to their offices and continue working."



Some people turned back, fighting against the flow to return to their offices. As David reached the 24th floor, 19 minutes after the first attack, United Airlines Flight 175 struck the South Tower, the building he was in, between the 77th and 85th floors. The stairwell shook, lights flickered. “Initially I had thought that the [first] building tipped over on top of us,” David says. “Never in my wildest imagination did I think it would’ve been a plane.”

The pace of the escape picked up. By the time David reached the 11th floor he saw firefighters ascending the doomed tower. “There was one firefighter,” David says, “he was a kid, maybe like 19, 20, somewhere around there. His face looked like a white T-shirt.”

By the time David reached ground level, evacuees were being diverted to a back exit, because victims trapped above the impact zone were jumping out of windows, with some impacts clustering around the other doors. When David got outside, he kept running for about seven blocks. When his adrenaline wore off, he slumped down on the ground and tried calling his parents. No signal. So he ducked into a party supply store and asked to use the store phone.

His father, Sam, answered the phone. David told him he was OK. His father replied, “OK, good. You’re OK. Can you believe what’s going on?”

“I have no idea what’s happening,” David said.

“You don’t know what’s going on? It was these son of a guns. They flew planes into the building!”

“What do you mean they flew planes into the building? You know what? Let me call you when I get back to the room.”

David hung up and kept walking back to the hotel where he was supposed to be staying for the next month while in training. Then, like the scene in “Independence Day” during the alien invasion, cars came to abrupt halts and onlookers stood slack-jawed in the streets.

“Everybody was stopped dead-smack in the streets, just watching everything,” David says. “I want to say it was a cab driver, he had his radio on. Then some lady comes on, ‘The Pentagon was just hit. A plane just crashed into the Pentagon. Ladies and gentlemen, we are under attack!’ I was like, ‘What the f--- is going on?’ It was nuts.”

He kept walking, but the sprint down 61 floors and across Manhattan finally caught up to the former high school football player. Exhaustion took over. Just as he took a seat, at 9:59 am, the South Tower began to collapse. David sat on the sidewalk, watching in disbelief as the world changed.

Back home in Dearborn, his dad fielded phone calls from family and friends. Sam had heard from David, but that was before the towers collapsed and blanketed lower Manhattan in debris and dust. Robert Saleh, 22, had just been hired at Comerica Bank in Detroit. He came home after staying out with friends the night before to find his parents sitting on the couch, crying in front of the TV. “David’s in one of those buildings,” his mom said.

“That was the start of a very long day,” Robert says. “We watched the news. Every minute that passed by became more and more anxious. I can’t begin to describe the stress level for the house. Especially when I looked at my mom. It was not an easy day, not a great day to reflect on.”

At about 4 p.m., David called from his hotel room to confirm he’d made it out alive. Early the next morning he called home again to say he needed a ride home, because all air traffic was suspended in the U.S. His dad contacted a family friend who was returning from Chicago to White Plains, N.Y., in a rental car. David found his way to White Plains, took the rental car and arrived in Dearborn around 5 a.m. on Sept. 13.



“There must’ve been 100 people waiting for me, family and friends,” David says, “and I just wanted to go to sleep.”

Robert went back to work at Comerica the next day, stunned. He’d almost lost his brother, and as he went through the motions as a first-year credit analyst for a commercial lending department, his mind raced. He contemplated the fragility of his brother’s life, of his own. He began thinking about his purpose, about what he wanted to do with his life.

It was football.

* * *

Robert Saleh was a four-year starter and all-conference tight end at Division II Northern Michigan. He followed in the footsteps of his father, who starred at Fordson High in Dearborn, played at Eastern Michigan and saw his pro career cut short by a major knee injury in his first training camp with the Bears.

Robert and his friends always joked that his father resembled Bald Bull, the bug-eyed, bald-headed Turkish boxer from Mike Tyson’s Punch-Out!! But Robert’s dad and his mom are Lebanese (Sam was born in Michigan but spent some of his childhood in Lebanon, and Fatin was born abroad and emigrated as a teenager). Today they’re retired after running a furniture store in Dearborn, where Lebanese immigrants began settling in the 1930s to fill new automotive jobs in the city’s Ford headquarters.

Over the years, the city attracted immigrants and refugees from all over the Middle East. By 2000, 30 percent of the community was of Arab ancestry; in 2010 that number has risen to about 42 percent. The football team at Fordson, where most Arab-American students clustered in Dearborn, remained a consistent Michigan powerhouse, with the sport becoming a favorite of the Arab-American community. From 1961 until the time Robert graduated, in 1997, there had been a Saleh at Fordson High.

When David was a senior, coach Jeff Stergalas (an alum of the school) created a highlight reel of all the Fordson greats throughout the years. Before a game against top-ranked Lincoln Park, Stergalas gathered the team, dimmed the lights and showed the compendium of big hits and touchdown plays. In one grainy clip, a linebacker bulldozed through the line of scrimmage, tipped the quarterback’s pass into the air, snagged it and returned the interception for a touchdown. As the students clamored, Stergalas paused the tape, turned on the lights and told David Saleh, “That’s your dad.”

Sam had earned a scholarship to play linebacker at Eastern Michigan, despite requiring reconstructive knee surgery during his senior season—the same knee that would later end his short stint with the Bears. Sam never got to realize his NFL dream, and in the wake of 9/11, Robert started to believe he was throwing away his own.

At the end of the 2001 NFL season, Tom Brady and Bill Belichick launched a dynasty, with Brady marching the Patriots into field goal range and Adam Vinatieri nailing a 48-yard field goal to beat St. Louis 20-17 as time expired in Super Bowl 36. As Brady celebrated the first of his five Lombardi trophies, and as Robert financed golf courses at his desk in Detroit, the latter reached a breaking point. He called his brother, David, in tears.

“The Super Bowl was just done, and he calls me up in my office. He’s crying profusely, he can’t even speak,” David says. “I’m like, ‘What? What’s going on? What’s happening?’ I told him, ‘Just call me back. Call me back when you catch your breath,’ and I hang up. I’m calling people to see what’s going on, if anything bad is going on. Nobody’s answering.”



“He calls me back and he says, ‘I can’t stand this s---. I have to be on the football field,’ and I’m like, ‘What? Buddy, you didn’t go to the combine, you didn’t enter any of the drafts,’ He’s still in that crying voice telling me he doesn’t want to play—it hurts, it hurts too much, he’s sick of icing everything. I’m like, ‘Well, what do you want to do?’ He says, ‘I’d rather coach.’”

David suggested that he drive over to the high school to see Coach Stergalas, whom Robert describes as a “second father.”

“He was on his way to being very successful in the business world,” Stergalas says. “I said, ‘Well, if you want to get into coaching, you have to become a graduate assistant. That’s not a very glamorous life. You better learn how to make coffee and make copies.’”

Stergalas had always envisioned a coaching career for his former team captain. “After doing this for so long, you can always tell early on those special kids,” he says. “They have an intangible about them. They carry themselves a little bit differently.”

Stergalas connected Saleh with another former Fordson player, Mike Vollmer, who was in the football personnel department at Michigan State. “Vollmer said he had a student assistant job, and I had to enroll in grad school, pay my own way, and he might be able to hire me as a student assistant,” Robert says. “I don’t know if I called his bluff. He tried to talk me out of it, but I was hell-bent.”

What followed was a short but wild odyssey that ought to inspire any young budding coach looking for a light at the end of the tunnel: Michigan State coach Bobby Williams was fired after the 2002 season, and though Saleh remained on staff, he saw no future on John L. Smith’s staff. David urged him to drive to Central Michigan after the 2003 season to ask for a meeting with Brian Kelly, who had just been hired in Mount Pleasant. Kelly, who had recruited Robert out of high school, remembered him and offered a GA job on the spot. A year later, feeling passed over by the hiring of a grad assistant from Georgia to be a position coach at CMU, Robert called Stergalas, who called Brian VanGorder, the former Wayne State coach who was now the defensive coordinator at Georgia. Then, just a few weeks into his new GA job at Georgia, Robert got a call from Tony Oden, a coach who had left Central Michigan for the Houston Texans. They needed a defensive intern.

Saleh asked Georgia coach Mark Richt for his blessing to abandon a weeks-old GA job for a shot at the NFL.

Are you crazy? Richt told him. You’re thinking about that? Get your stuff and get outta here. Don’t worry about us, buddy. Everybody dreams about going to that.

The following year Houston hired Richard Smith as its defensive coordinator, and Saleh spent the next three seasons as his quality control coach. He was promoted to assistant linebackers coach under new coordinator Frank Bush in 2009, then let go with the rest of the defensive staff after the 2010 season, when Gary Kubiak replaced Bush with Wade Phillips. At the 2011 Senior Bowl, Pete Carroll and defensive coordinator Gus Bradley asked Smith to recommend a quality control coach, and Smith didn’t hesitate to name Saleh, newly a free agent.

“Smith said, I’ve got a guy, one of the best QC coaches I’ve ever been around,” Bradley says. “He was fast and detailed.”



Three years later the Seahawks trounced the Broncos in Super Bowl 48. Saleh called Stergalas from the winning locker room to thank him for everything. Says Stergalas: "I said, 'Well Robert, you better pack your bags.'"

* * *

Bradley, who had taken the head-coaching job in Jacksonville a year before Seattle won the title, had passed on Saleh for his linebacker coach slot, choosing to keep longtime position coach Mark Duffner on staff—a move that shook Saleh's belief in loyalty. But now the position was open, and Bradley wanted Saleh.

Over the next three seasons Saleh helped mold fifth-round rookie Telvin Smith into a top-20 standup linebacker, and he helped the Jags' defense improve from 26th in yards allowed in 2014 to sixth in 2016, despite last season's 3-13 finish under new head coach Doug Marrone.

Saleh believes what sustained him through his rise through the coaching ranks was an ability to fill a new niche on football coaching staffs at the turn of the century.

"A QC or GA is asked to do a lot of the computer work, especially back then because of the older generation of coaches," Saleh says. "Even though I didn't know much, I made it a point to figure it out. That skill set helped me create a reputation of being very detailed and efficient, because the amount of work I could produce in the amount of time was different from other people."

Saleh was able to master Vizio, the program that gradually replaced Playmaker Pro as the go-to playbook resource for NFL and college coaches beginning in the early 2000s.

"I think when you have a staff you're trying to build your staff with certain strengths," Bradley says. "Obviously you want coaches on the grass who can really relate to players and teach them, and then there's that technology part of it. It was growing so fast in the NFL that someone who understood it and could teach us could get a leg up. Robert came in and opened our minds up to some of the things that we could do."

While Saleh was immersing himself in coaching technology and bouncing around college football in preparation for the NFL, the world he'd known in Dearborn was coming to grips with life after 9/11. The high school football team, riding a streak of 34 consecutive winning seasons, became the subject of racial taunts during road games. After an 8-2 season in 2002, they finished 7-11 over the next two seasons combined.

"After 9/11, those kids couldn't recover," Robert says. "The racial backlash they faced, I don't know if you can imagine it, but for a kid to go through what those kids went through was not fair."

Stergalas led the program to a rebound, going 11-2 in 2004 and again in 2006, the year he retired to become the athletic director at nearby Dearborn High. His wife, Georgene, a teacher at the school, filed a lawsuit in 2010 alleging that she and a white colleague were discriminated against in a larger effort to rid Fordson of Christian employees. A judge ruled that the claims were without merit.

Through the years, Dearborn found itself at the center of a struggle to define the Arab-American experience. In 2010, failed Nevada Senate candidate Sharron Angle told supporters the city of Dearborn was under Sharia law. The Islamic Center of America in Dearborn was the target of a 2011 bombing plot and numerous anti-Muslim protests. Last August, University of Michigan-Dearborn chancellor Daniel Little



wrote a letter to students and faculty denouncing then-Republican presidential candidate Donald Trump's "virulent strand of anti-Muslim bigotry."

Saleh, who is believed to be the first NFL coordinator of Arab ancestry, was reluctant to be profiled by The MMQB. He feared that his story would be interpreted as a political statement while Trump tries to ban immigrants from a number of predominantly Muslim countries.

"Unfortunately, the perception of our culture and of Arab-Americans who were born in this country and worked tirelessly to assimilate, goes unnoticed," Saleh says. "And all some people can see is what they think they know from what they see on TV. One bad apple spoils them all, fair or not."

Saleh, who is Muslim, declined to say whether he supported Trump or his policies. He speaks Arabic, though not as fluently as his wife, who is also Lebanese. When Ramadan falls on the football calendar, long hours usually prevent him from fasting, though he tries. He wants the focus to be on the community of people who raised him, and the example he's trying to set. "In our culture we believe it takes a village to raise a child," he says. "There are a lot of people back in Dearborn who have helped me."

This offseason, when Kyle Shanahan got the coaching gig in San Francisco, the first-time head coach reached out to Saleh to interview him, and came away impressed with his preparedness. Saleh had the next nine months planned out, in the event he got the job. "He knew exactly what he wanted to do. Mapped out from beginning to end," Shanahan says. "It was a fool-proof plan, and you could tell he's been thinking about it for a long time."

That's how Saleh, who once cried at his desk before changing his life to chase his dream, became the defensive coordinator of the San Francisco 49ers. His journey is encapsulated in the 18-word statement of personal philosophy he gave Pete Carroll six years ago:

A commitment to consistently execute the details required to compete at my greatest level; with loyalty and conviction.



A lover of chess, 49ers' Robert Saleh now playing with bigger board

By Matt Barrows
Sacramento Bee
September 4, 2017

They started with the type of plastic chess set you can find in any drugstore. If they were missing a piece they'd use a checker as a substitute or simply write "rook" on a scrap of paper.

Robert Saleh, the 49ers' new defensive coordinator, used to have epic matches with his brother, David, who is four years older. David dominated their early encounters. But at some point, when they were teens, the tally evened out. And soon after that Robert pulled into the lead.

"We don't like to lose to one another," David, 41, said. "Sometimes you wouldn't let the other get up from the table unless we played again."

Robert has had no formal training and has taken no classes, but his chess rating has grown to 1950, just below that of an expert (2000-2199).

"He's very, very meticulous, very methodical," David said of his brother's game. "He really thinks everything out. As a matter of fact, that's why I can't play him in person anymore. He'll take 20, 30 minutes to make a move."

Robert, of course, now is playing with a much bigger board and with more expensive pieces.

After the 49ers finished the 2016 season with two victories, they hired Kyle Shanahan, one of the sharpest offensive minds in the game, as their head coach. But San Francisco's defense was a far greater problem last year. It finished at the bottom of nearly every category and broke a 70-year franchise record in the most elemental principle of the game: stopping the run.

Like last year's defensive coordinator, Jim O'Neil, Saleh is in his mid-30s. Unlike O'Neil, he's never been a defensive coordinator.

The 49ers looked at several veteran options before making the hire, including former Jacksonville Jaguars head coach Gus Bradley and Vic Fangio, whose San Francisco defenses finished in the NFL's top five from 2011-14. Fangio, however, couldn't get out of his contract with the Chicago Bears. Bradley was hired to run the Los Angeles Chargers' defense.

So the 49ers ended up with a guy no one had heard of.

Who is Robert Saleh? If you ask Shanahan, he's a lot like him.

The two first met when they were young assistants with the Houston Texans. Shanahan started as the team's wide receivers coach in 2006. At that time, Saleh was what the Texans called a defensive assistant.

"I was really just a little intern," Saleh said.

The two were the same age and Shanahan said he was impressed with the speed and skill with which Saleh took in the team's defensive schemes and incorporated them into Vizio, the computer program teams had begun using for their playbooks. If Shanahan had questions about defense, he went to Saleh.

"He thinks through everything," Shanahan said. "I always thought he was extremely intelligent in how he'd explain it and – he was so good with computers and stuff – he was pretty off the chart in his preparation and organization."



Said Kailee Wong, a former Stanford linebacker who was with the Texans at the time: “He had an incredible work ethic. He had a lot of good defensive coaches around him at the time. But you noticed that he was the one who worked the hardest.”

Saleh grew up in Dearborn, Mich., where he was part of a large Middle Eastern population that’s been drawn to jobs in the automotive industry since the 1920s. His mother was born in Lebanon. His father, Sam, was born in Michigan after a civil war in Lebanon forced his family to flee to the United States in the late 1940s.

The Arabs, Assyrians and other groups who moved to Dearborn had no background in American football, but they immediately were drawn to the sport.

“A lot of people say they play football because they’re angry,” Sam Saleh said. “I don’t think that’s true at all. I think it’s a way to express their freedom to have fun in a country that allows them to do whatever they want to do and choose what they want to do. But the immigrants who come here certainly embrace football and basketball very quickly.”

Sam, big and bald-headed like his son, was a high school linebacker and nose guard in the 1960s and earned a scholarship to Eastern Michigan. Robert, meanwhile, was a tight end who was talented enough to get attention from Lloyd Carr, then the head coach at the most renowned football school in the state, Michigan.

He also was recruited by Northern Michigan, a Division II program. When he was 18, he visited the school over a three-day weekend and returned to Dearborn with a surprise announcement: He had committed to attend Northern Michigan instead of Michigan.

“I was livid,” Sam recalled. “I looked at him and said, ‘What did you do?’ I kind of hollered at him. And he went upstairs in his bedroom and he laid awake crying. And my daughter said, ‘What is wrong with you, Ba? How can you do that, Dad?’ Even today I get a lump in my throat when I think about it.”

What Sam would learn is that his son does not make decisions without an exhaustive amount of thought.

In his community, young men became doctors, lawyers or financiers. That’s what Robert did after college, landing a job as a credit analyst at a bank that paid him \$800 a week, excellent money for someone in his early 20s. But Robert hated it. He eventually realized his passion was football and that he would become a coach.

“He’s deep thinker,” Sam said. “I always said Robert took after my dad in one way. He was a calculated mover as well. He would tell us, ‘Before you make a decision, think about it. Then think about it two, three hundred more times. Then if you feel good about it, do it.’ ”

Deep thinking also is what drew Robert to chess. Looking five, seven, 10 steps ahead is challenging, fun – even cathartic – to him.

“It’s training your mind to see farther and farther,” Robert said. “It’s a game that you can actually improve in, not because you trick people, but because you can see farther than they do.”

Wong said that during the Texans’ road trips, the two used to take a chess set to the back of the plane and settle in. The flight would take off from Houston and land in, say, Chicago and they’d just be wrapping up their first match.

Wong said Saleh’s game is built on strategy and patience and controlled aggression. He wasn’t the type of player who’d bring out his queen early and attack in one mad rush. He played like an older man.



“He was very organized,” Wong said. “He was very strategic. He would just pressure – he always would put pressure on you. It was constant pressure. You didn’t know exactly what he was trying to do. He’d just always be making small, strategic moves to advance his cause.”

For Robert and David, who were close but highly competitive brothers, chess also was a way of staying in contact when they went off to their respective colleges and, after that, started careers and families. The two would play over the computer and, of course, Robert usually was the winner.

With one exception.

“One day, miraculously, he absolutely crushes me,” Robert said. “And he was like, ‘I guess I was in the zone.’ Then he does it again. And again. And I’m like, ‘Something’s up.’ ”

It turned out that David was plugging his brother’s moves into a computer program, one that was set to Grandmaster level.

“It would tell me what move to make and I would wax him that way,” David said, laughing at the memory.

Said Robert: “And I’m like, ‘This son-of-a-gun! At least set it to intermediate.’ ”



Ray Wright

On 'The Hill' with 49ers strength coach Ray Wright

By Phil Barber
Santa Rosa Press Democrat
September 6, 2017

What got me were the tennis balls.

I wasn't surprised that The Hill wore me down, elevated my heart rate and tightened my cute little quad muscles like cement. But the climbing was over now. All that remained was a little game of pitch and catch. Ray Wright, the 49ers' head strength and conditioning coach, stood at the top of the The Hill with a bucket of tennis balls. I waited at the bottom, where the earth was nice and flat. "Just catch each ball and drop it on the ground," he said. "You ready?"

I was ready.

Oops, not ready. Wright didn't roll ground balls. He fired one-hoppers in rapid succession, dragging me left and right. And I was so tired from the workout he had just put me through, my legs so resembling canned cranberry sauce, that even basic hand-eye coordination deserted me. I think I caught three of 20 balls.

It was humbling, but you have to understand what I was up against. The Hill, despite Wright's apparent affability, is a training device befitting a religious inquisition. The hypotenuse of this hate triangle stretches 20 yards and reaches a height of a little over 30 feet. It is pitched at a 30 percent grade. For local reference, the west side of the Trinity Grade, known as Sonoma County's most diabolical cycling climb, averages about 8.8 percent.

The 49ers players have been attacking this ramp since training camp opened, and will continue to do so through the regular season, which begins Sunday with a home game against the Panthers. On Tuesday, Wright invited me for an abridged workout.

It just wasn't as abridged as I had imagined.

I figured he'd let me run to the top of The Hill a few times, and maybe give me an idea of a couple of the other drills he has devised. And to be clear, my workout fell far short of what the players endure. I was probably up there no more than 20 minutes. But I'm not gonna lie. The Hill is a bastard.

I donned my specialized, extra-grip running shoes — they're arranged in cubbies beneath The Hill like shoes in a bowling alley —and we started with some simple calf warmups. My first assignment was to backpedal up the slope. Wright advised me to dig in with my heels, but I found this difficult; I moved in slow motion. Next, I clasped my hands behind my back and high-stepped up The Hill.

Then Wright got creative. He has spray painted circles on The Hill, and I zig-zagged up, planting my feet on various dots. Also spray-painted: a hopscotch-style "ladder" for footwork drills. Like I know how to do a stupid ladder drill.

Then came a lateral shuffle to the top, facing to one side; a forward crawl on hands and feet, as fast as I could; a "gorilla crawl" that involved pushing off with two hands and bounding with both legs; an absolutely unforgivable backward crawl — four yards up, controlled descent, four yards up, controlled descent — that broke me; and a series of two-footed broad jumps. Broad jumps up a 30 percent grade. It took me 17 jumps to reach the top, every leap a little shorter than the last. Wright said most of his players get there in 10 or 11.



Movement on The Hill was disorienting. I felt almost as if I were running and jumping for the first time, as in a bad dream. I made it to the top without incident in my lateral shuffle, for example, but found that I had drifted about six feet off course.

The ladder drill ended with a simple sprint to the top, but near the apex I got too far out in front and stumbled forward onto my hands.

After I had been properly humbled by the tennis balls, Wright and I retired to the shade of the 49ers' giant weightlifting barn to talk about his evil baby.

Placekicker Robbie Gould, in mocking kindness, wandered over to give me a towel and a bottle of water, and suggested that I demand a post-workout massage. As if I would let Ray Wright or any of his assistants have additional input into my physical state.

Wright has always incorporated the uphill into his workouts, even if it was just on a treadmill or a small natural knoll. His initial crack at creating a permanent structure was in Houston in 2002, his first year as an assistant strength coach with the Texans. (He was with Houston from 2002-09, then in Washington from 2010-14.) This was a more modest incline than the Santa Clara version. It was constructed of wood, with no spray-painted bells or whistles. It lasted about four years.

"The engineers built it wrong, and we had to tear it down," Wright said. "It actually ended up costing more to tear it down."

The Texans wound up building a second ramp, more similar to this one. Around the same time, then-coach Mike Singletary added a hill to the 49ers practice field. It was a no-frills mound of dirt and grass, and the grounds crew hated it. Every time guys ran on it, it flattened a little and had to be reshaped. It's been gone since Jim Harbaugh's arrival in 2011.

When head coach Kyle Shanahan added Wright to his staff in February, the new strength coach was certain he wanted a hill. And he'd go Third Little Pig on this one, constructing it on a steel frame. A manufacturer in Houston built the structure, disassembled it and shipped it in pieces to Santa Clara, where the 49ers raised it in the southwest corner of the practice fields.

When camp opened July 28, The Hill loomed over the facility like a giant carnival slide. Or maybe a hangman's scaffold is more appropriate. Players were intrigued, and perhaps a little spooked.

"It's not so bad once they get on it," Wright said. "But I think if you just look at it, it's intimidating."

Every healthy 49er, and even most of the injured ones, have been subjected to The Hill by now, though Wright tends to tailor workouts to position groups. So, the defensive backs backpedal, the running backs high-step and the linemen bear-crawl. Wright occasionally times them and measures their leaps. He described The Hill as popular.

"These guys are so competitive," Wright said. "Once we start, 'All right, let's line up and go,' they want to do well."

I asked him if his invention had caused any injuries. He said it was responsible for two blisters.

Wright admits that he can't peg particular on-field performance to what happens on The Hill. But he is convinced it adds to some of the fundamental qualities he is trying to instill. For example, the climb gets guys into proper running form.

"We preach 'knee up, toe up' as the proper mechanics when you run," Wright said. "If you don't do that on The Hill, you're gonna drive your toe right into The Hill. So just by the angle alone, it's helping guys' running form."

It also encourages arm pumping.



The Hill is a strength workout, too.

“It’s resistance running. So you don’t need a parachute or rope or anything to resist you,” Wright said. “You’re being resisted by gravity. When you have that, a guy is able to run uninhibited. If you have a belt on him, or a parachute, he’s gonna run differently.”

He noted that some of the NFL’s most legendary conditioning warriors —like Jerry Rice, Walter Payton and LaDainian Tomlinson — regularly added hills to their workouts.

Perhaps most important, The Hill has thrown players off-balance. NFL athletes exercise all the time. Their bodies become accustomed to stress, and their minds start to check out. The challenge is to get them out of their routines, and nothing says “this is weird” like a ramp disappearing into the blue sky.

I’m not sure all of them love The Hill as much as Wright suggested, though. As the Press Democrat’s 49ers Insider, Grant Cohn, recounted earlier this summer, the strength coach had three rehabbing defensive linemen doing extended upside-down bear crawls during training camp when one of them, Aaron Lynch, stopped abruptly, uttered an obscenity, slid down the ramp on his butt and walked away.

If only I had known that was an option.



49ers players love Ray Wright, hate his hill

By Matt Barrows
Sacramento Bee
August 3, 2017

The 49ers players had a day off Tuesday, but Ray Wright didn't want them sitting around in their hotel rooms playing video games and otherwise doing nothing.

So Wright, the team's new strength and conditioning coach, crafted an enticing menu.

If they came into work they could have a session with one of the 20 massage therapists, acupuncturists and chiropractors he'd have available. There would be a yoga session at 11 a.m. And perhaps most alluring of all: There would be a free breakfast.

"Believe it or not, they would tend to skip those things if they have to pay for them," Wright said. "But it's our job to maintain their bodies as best we can. So they (team officials) graciously allowed us to bring this body-maintenance team in."

As it turns out, more than 80 of the 90 players on the roster took advantage.

Lest you think Wright is running a new-age spa in Santa Clara, he also had some decidedly old-school surprises in store for training camp, including one that stands nearly 40 feet tall.

A man-made hill constructed on the southwest corner of the playing fields was trucked in from Houston in June and assembled over the next six weeks. Made of steel and covered with turf, it's the most striking structure at 49ers headquarters and it dwarfs the earthen hill Mike Singletary had built in 2009 that he dubbed Mount Pain. That hill was flattened after Singletary was fired the following year.

The new edifice supports a 60-foot-long ramp that's on a 30-degree incline. Wright has no name for it yet – "At some point someone will call it something and that name will stick," he said – but it's already stirring plenty of dread among the players.

"Honestly, I thought it was a joke," said cornerback Dontae Johnson when asked his impression when he first saw the hill. "The incline – it looks like it's 45 degrees. Coach Ray has got some tricks up his sleeve. I don't know if I really want to really get into 'em."

Johnson and the rest of the defensive backs have been the first to tackle the hill.

"We do backpedals up it, we do bear crawls up it, unfortunately" Johnson said with a grin.

Are bear crawls the hardest?

"Yeah," he said, "because you're going backward. So, yeah, it's pretty rough."

That toil, however, is the reason players already believe in Wright.

Running back Carlos Hyde, offensive tackle Trent Brown and defensive end Aaron Lynch, for example, were asked to drop weight this summer, in Lynch's and Brown's cases, a dramatic amount. They also were among the group that trained in Santa Clara during the long, six-week stretch between spring drills and training camp.

All three reported in what they have individually said is the best shapes of their lives. Lynch dropped about 25 pounds, Brown was under the 358-pound benchmark the 49ers had set for him this summer, while Hyde's body fat went from 16 percent to single digits, according to Wright.



“Ray’s workouts are real, so there was no point in going anywhere else,” said Hyde, who intends to play under 230 pounds for the first time in his career. “Even in college I wasn’t this light. I feel like I’m in the best shape of my life.”

In 2002, the Houston Texans hired Wright as an assistant strength and conditioning coach. It was there that he met Kyle Shanahan, who was instrumental in bringing Wright to Washington when he and his father, Mike, were hired there in 2010, and to Santa Clara when Shanahan became the 49ers’ head coach.

Houston also was where Wright first learned the value of a sturdy, man-made hill.

The Texans had one that was similar in dimensions to the one in Santa Clara. It was made of wood that, after being drenched by a few South Texas rainstorms, began to warp and had to be removed for double the cost it took to install it. In Northern California, the concern is earthquakes, so Wright’s hill had to be built to withstand a temblor.

Wright said the beauty of the steep incline is that players must exert full energy to climb to the top with gravity ensuring they don’t overdo it and pull a muscle. The angle also forces them into an ideal running motion.

“If you were to take a picture of someone on the hill, the form they’re in – because of the angle of the hill – it’s perfect,” he said. “Even if you don’t know anything about running, you’re going to run with good form. You have to, to get up it.”

Forget science, Johnson said. It simply burns the thighs like nothing else.

“Whatever the hardest quad workout you’ve done – (multiply) it by 10,” he said.



Ray-Ray Armstrong

Local NFL Stars Give Back In A Big Way

By Larry Blustein
CBS Miami
July 11, 2017

It is has often been said that when a South Florida high school football player leaves this area – he will always hold with him a special place for the #305 and #954.

That was more than evident as the NFL offseason draws to close – and the athletes return home to see friends and families before the rush of the season. But while they are down in this area, they find a way to give back to those who gave so much to their respective careers – some from as far back as youth leagues.

Dozens of South Florida brothers, bonded by football and playing it at the highest level, returned to give back this past week.

Whether it was one time Killian and University of Miami star running back Lamar Miller, who was part of the Backpack Giveaway; Northwestern and the University of Miami's Sean Spence, who hosted a camp; former Norland Viking Xavier Rhodes, NMB products E.J. Biggers, Johnathan Cyprien & Kemal Ishmael or Monsignor Pace product, Kayvon Webster, who made those promises come true when many left after high school.

"This is what makes it all worth everything," said Webster, who won the 2016 Super Bowl with the Broncos. "We were here not so long ago, in the places of these youngsters, so yes, dreams do come true."

Webster didn't mince words when he and his agent, Drew Rosenhaus, both spoke at his Betty T. Ferguson Sports Complex event in Northwest Miami-Dade. Both he and Rosenhaus laid down the truth of what it takes to make it in the NFL.

"You need to follow a path like Kayvon has – using athletics and academics to pay off for you," Rosenhaus said. "He is a success – in every standpoint of his life – he is making it all come together."

With former high school teammates and coaches on hand to help him get this event off the ground, kids of all ages learned and had fun.

Webster grew up in Miami, and after graduating Pace, he went to attend the University of South Florida. In 2013, he was drafted in the 3rd Round by the Denver Broncos.

In addition to Rhodes (Minnesota Vikings), others that came out to join in included former University of Miami standout Ray-Ray Armstrong (San Francisco 49ers), Will Parks (Denver Broncos), Demarcus VanDyke and Indianapolis Colts' rookie linebacker Anthony Walker to name a few.

Sean Spence, current Indianapolis Colts Linebacker, is hosting a Free Youth Football camp in his hometown of North Miami Beach on Saturday July 8th. Sean grew up in South Florida and attended Miami Northwestern High School and the University of Miami before being drafted to the Pittsburgh Steelers in 2012 in the 3rd round.

Rosenhaus also joined Spence on Saturday at his Northwestern Camp where he had NFL players and UM alum, including, Allen Bailey (Chiefs), Travis Benjamin (Chargers), Davonte David (Buccaneers), Denzel Perryman (Chargers) and more.

NMB STARS GIVE BACK



Once again, Rosenhaus and his tremendous team, including one-time Southridge, University of Miami and NFL standout Robert Bailey, came out to North Miami Beach, mix with a few clients and have the opportunity to talk with Chargers head coach Jeff Bertani.

But this day was about NMB graduates and NFL standouts E.J. Biggers, Johnathan Cyprien & Kemal Ishmael, who all gave back to the Chargers and the City of North Miami Beach.

Biggers (Western Michigan), Cyprien (FIU) and Ishmael (UCF) had dozens of youngsters show up and show out at the camp.

“This is great to give back,” said Biggers. “These kids will always remember it – much like we did.”

Cyprien was also the center of attention – as Bertani and his 2017 team helped to work the camp. This is important for someone who has always wanted to give back to the community.

“Hosting something like this with great guys, Coach Bertani and families is what NMB football has always been about,” Cyprien said. “Today is no different than when we left. That’s a culture for these athletes to follow and enhance.”

Catch the South Florida High Sports Radio Show each Monday night (9-10) on WQAM (560AM). For the past 10 years, the players and coaches who are making the headlines, join the program. You will learn a lot!



Zane Beadles

Zane Beadles Parade Foundation

By Joanne Davidson
Denver Post
July 27, 2017

Just because Zane Beadles isn't a Denver Bronco anymore doesn't mean he has forgotten about the Mile High City.

The Zane Beadles Parade Foundation, a nonprofit organization that the offensive lineman for the San Francisco 49ers founded in 2013, is headquartered here, and he comes back for a visit whenever his schedule allows.

Most recently, Beadles joined friends and fans at a reception that kicked off sales of the 2017 Parade Partners Card. Cardholders receive a 20 percent discount at over 100 shops, spas and restaurants in the Denver metro area Nov. 3-12. Many of the participating retailers are those that don't often offer discounts or have sales and include Arhaus, the St. John Boutique GNAT Jewelers and the St. Croix Shop.

Cards remain on sale until the end of the promotion. They're \$50 until July 31; after that, the price jumps to \$60. Visit partnerscard.zanesparade.org, where there's also a partial list of participating retailers.

The kickoff party, planned by the foundation's executive director Julie Gart, was held at Venue 221, a Mid-Century Modern event space at 221 Detroit St. in Cherry Creek North. Owned by Cindy Wynne and her son, Thomas, the two-story facility was designed by architect Michael Knorr and opened last fall.

Beadles and his wife, Meredith, a speech therapist who he met while playing for the Jacksonville Jaguars and married in March, were joined by Broncos rookie tackle Garrett Bolles and Ryan Harris, a former offensive tackle for the Broncos whose 10-year career in the NFL ended when he retired from the Pittsburgh Steelers at the end of the 2016 season.

Beadles and Bolles are both graduates of the University of Utah and Beadles is helping his friend prepare for the ups, downs, joys and sorrows that are part and parcel of life in the NFL.

Bolles' wife, Natalie, and infant son, Kingston, also attended the party, as did such Zane Beadles Parade Foundation board members as certified public accountant Rob Knorr; Keegan Gerhard, an award-winning pastry chef and co-owner of D Bar Denver; and Ching-Yuan Hu, an event designer for Catering by Design.

Income generated from the sale of the Parade Partners Cards helps support the foundation's efforts to bring "joy and a sense of normalcy" to children in the midst of treatment for cancer and other life-threatening conditions, and their families.

"Fun, memorable experiences during treatment have proven to significantly improve the quality of life and overall recovery," Beadles said, adding that since its start, the foundation, through its Greatest Gifts Program, has helped 5,000 families in Colorado, Florida and California by providing such pleasant distractions as tickets to a sporting event and surfing lessons.

Brent's Place, the only Children's Hospital Colorado-approved safe-clean housing facility for long term oncology and bone marrow transplant patients, has long enjoyed support from the Zane Beadles Parade Foundation. In addition to preparing and serving meals, hosting birthday parties for the young residents and their siblings, foundation volunteers are raising money to build a sports court at Brent's Place Too, a new facility that will be built adjacent to the second Brent's Place that is located near the Anschutz Medical Campus in Aurora.

The original Brent's Place opened in 1998; the move to a second, larger location happened in 2009.



Beadles' foundation also supports a suite for long-term cancer and bone marrow transplant patients and their families at a Denver Ronald McDonald House; provides volunteers for the Cuddle Program in the newborn intensive care unit at Rocky Mountain Hospital for Children; helps with the Gabby Krause Foundation's Bags of Fun program and in December partnered with Jazz Pharmaceuticals to send 20 teens in treatment at the Lucile Packard Children's Hospital at Stanford University to see the 49ers play



NaVorro Bowman

For Coach Lynch

By NaVorro Bowman
The Players Tribune
January 30, 2017

I was alone in a Los Angeles hotel room, asleep in my bed. It was New Year's Eve, the night before we played in the 2009 Rose Bowl. It was almost 4 a.m. when I heard a knock on my door.

At first, I was confused. I wasn't sure whether I should even get up and answer. I was thinking it could be some USC fan trying to mess with me.

But they kept knocking, real softly. It definitely wasn't a prank.

So then I thought that maybe it was something serious, like maybe the building was being evacuated. I hopped out of bed and swung the door open, and I saw Mr. Larry Johnson Sr. He was our defensive line coach, and also the man who originally recruited me to Penn State. He was standing there with his head down, and his hands were folded.

He didn't say anything at first — just came in, sat me down right away and told me the news.

"Coach Lynch was in an automobile accident earlier tonight. He didn't make it."

I grew up in District Heights, Maryland. It was a rough area outside Washington, D.C., home to a lot of drugs and gang violence. It was the type of place where, even in middle school, kids kept guns in their lockers just so they could feel safe during the school day.

Our reality became clear to most of us at a very young age: If we wanted to make it in District Heights, the options were to either join a gang or play sports. Some kids did both. I'm lucky that I got my start playing football in elementary school for the District Heights Boys & Girls Club, like my older brother did before me.

Every Friday night during football season, years before I even got to high school, I'd go to watch Suitland High play its home games.

The mystique of Suitland High wasn't just about the players. It was about Coach Lynch. I first started hearing about him from my brother. The way he spoke about Coach Lynch only made me more anxious to put on the Suitland uniform and play for this guy. I wanted to step on the field and prove that I was the best player out there from Day One.

One day I told my brother, "I'm going to be the first freshman to ever start varsity my first week."

"You're crazy," he said. "You're crazy. Coach Lynch doesn't start freshmen."

"He will."

... He didn't.

When I got to Suitland, even though Coach Lynch had heard about me coming up through the Boys & Girls Club, I was on the junior varsity depth chart. I was finally able to convince him to move me up to varsity, but only after I scored nine touchdowns in one game. I genuinely do not know if eight would have been enough to impress him. That's just the kind of coach he was. No matter how much people talked you up, or how good you supposedly were, nothing was going to be promised. You had to earn it.



And your stats only proved so much to him. For Coach Lynch, it was more about the kind of person you were when you weren't wearing the uniform. He didn't treat any student — athlete or not — like they were better than anyone else. To Coach Lynch, we were all one family at Suitland, and that meant we were only as good as our weakest member. It was everyone's job to look out for each other.

Coach Lynch knew there were kids on his team who didn't have it so good at home — kids who didn't have guidance or structure, or simply a voice telling them to stay out of trouble. He knew that some kids didn't even have a real place to go after practice was over. So he went out of his way to provide that for all of us. He was always available to talk, whether that meant walking into his office, calling him on the phone or even showing up at his house after school. He showed us that hard work and discipline were what made our team special, not individual flash.

That's not an exaggeration.

At Suitland, we didn't wear visors or wristbands or special cleats. That was like ... I don't even want to say forbidden. There was no rule. It was unspoken. You didn't even think about it. We had one identical uniform.

If you were late for practice, you put your elbows on the hardwood floor of the gym and planked for 20 minutes while he called roll and discussed the day's game plan. No exceptions.

If we didn't get a play right the first time, we'd run it again — and again and again, until it was perfect. It didn't matter how cold it was, or how long we'd been practicing. And if it got dark, Coach Lynch would have anyone with a car drive as close to the field as possible and turn the headlights on until we got it right.

And if we still didn't get it right, coach would actually suit up in shoulder pads and a helmet and get right into the huddle. He probably would've tried to play in games, too, if it wasn't so obvious that he was a solid 20 years older than everybody else.

More than anything else, Coach Lynch loved our team, and we could see it every day in the way he treated us. He respected every one of us like grown men, and taught us what it meant to be a leader.

He got me to a better place in life. In 2006, I left District Heights for Happy Valley.

When I arrived at Penn State I thought the hardest part of life was over. I had made it out of District Heights, and I was the only player from my graduating class to get a full scholarship to a Division I school.

Then, just a few months into my sophomore season, I got suspended from the team. I was put on probation for participating in a fight at the student center. I was young, and I messed up. I especially messed up because this was the kind of trouble I was trying to escape back home.

The thing that scared me the most was that Coach Lynch would find out about it.

I remember being back home a couple of weeks later and walking into his office, absolutely terrified. But he didn't yell when I told him what had happened — he didn't even lecture me. He just asked me if I cared about all the people who were counting on me back in District Heights. He told me that leaving this town wasn't a guarantee of a better life, it was simply another opportunity.

It was up to me to decide if I was going to make the most of it or let it pass me by. Looking back, I think that was the most important meeting I've ever had in my life.

I spent my next few years at Penn State in close contact with Coach Lynch. Not just for my own benefit, but also for everyone watching from afar, anyone who may have felt trapped in a place with no way out. After he died, I tried to keep his legacy alive for the kids back in District Heights. I wanted to stand as an example to everyone who believed they had something special inside them.



I wasn't perfect by any means. But I made it to the next step. I made it from District Heights to Happy Valley to the San Francisco 49ers. I made it because of Coach Lynch.

I don't think it was a coincidence I ended up in San Francisco. On draft day, I remember seeing the ticker at the bottom of the TV screen. Every time I saw S.F. pass by, the only thing that popped into my head was: Suitland Football. It was like it was my destiny. I wanted my name to be next to those initials forever.

I've gone through the ups and downs that come with playing professional football — tough losses, coaching changes, and season-ending injuries. But nothing will ever compare to losing Coach Lynch. He truly was a game-changer for me in every sense of the word. He shaped me into the man I am today.

Talent may be a God-given gift, but where we end up is all about our own determination. Coach Lynch took a whole generation of inner-city kids who didn't have clear direction in their lives and helped us to grow into strong men, ready to take on the world. It wasn't his job to care about us as human beings, but he really did, and we could see it every single day.

I carry his words with me everywhere I go.

For a long time, I also carried these words with me:

"Coach Lynch was in an automobile accident earlier tonight. He didn't make it."

When I heard the news that night in the hotel, I sat in silence for a really long time. I think I sat there until the sun came up. It was a surreal moment. I thought about not even suiting up for the Rose Bowl, honestly.

But then I remembered what coach would always say to us after practice and before every game. He would remind us that we had to earn our opportunities in life. They would never be handed to us, especially where we were from.

"Nothing is ever going to be promised to you in this life," he'd tell us.

We need more people like Coach Lynch in this world. He was one person we could count on.

For some of us, he was the only person.



Santa Maria BMX rider injured in crash gets hospital visit from 49ers

By Megan Abundis
KSBY San Luis Obispo News
January 13, 2017

Three Santa Maria teens were traveling to the San Francisco 49ers game on the first of the year when they were involved in a horrific car accident.

They were on their way to Santa Clara, about an hour away from Levi's Stadium, when the driver of the car swerved and hit a telephone pole.

All three suffered injuries but 18-year-old BMX racer Sienna Pita endured the worst of it.

"It was the worst phone call I've ever had in my life," said Kristina Pita, Sienna's mother.

"Pieces of my car were all over where our crash scene was," said Marley Adams, Sienna's friend.

Sienna was airlifted to a San Jose hospital where she spent the next ten days in and out of surgery.

"I broke my leg in three spots and they put a rod through it. I dislocated my hip and broke my L1 in my back and have a rod in my back also," said Sienna.

She just returned home this week.

"I'm so thankful. Looking at my car, it looks like none of us should have survived, and I'm so glad we did," said Adams.

"I'm so sore. I'm just hoping I will be able to get back on my bike," said Pita.

Some of Sienna's fans stopped in at the hospital to lift her spirits - 49ers linebackers NaVarro Bowman and Parys Haralson.

"NaVarro brought this and signed it for me. It says, 'Stay strong. I will be thinking of you and looking forward to seeing you walking along the sideline at the game,'" said Pita.

Pita was wearing Bowman's jersey when she was involved in the accident. Bowman hooked her up with his new jersey and sideline tickets when she has recovered.

Sienna's doctors told her that she should be able to get back on her bike after some therapy. She gets her cast off in two weeks and then hopes to start walking again.

Sienna also wishes luck to her friends that are competing in this weekend's BMX season opener in Las Vegas.



DeForest Buckner

DL DeForest Buckner and 49ers Youth Football Return to Hometown of Hawaii

By Keiana Martin
49ers.com
July 26, 2017

Before the 2017 NFL season commences, San Francisco 49ers defensive lineman DeForest Buckner returned home to the island of Oahu, Hawaii and brought the 49ers youth football crew along for the trip. Buckner held his first ever youth football camp in the community where his love of the game began, Waianae.

“It was really important for me to have this camp, especially on my side of the island where I grew up, because this side doesn’t get enough exposure with the youth and the young athletes,” Buckner said. “Growing up, I never had the chance to go to camps like this. I always had to travel. I just wanted to make it easier for the kids out here so they could come out and have a great time.”

Buckner was joined by teammates Arik Armstead and Ronald Blair III for the inaugural camp. The DeForest Buckner Youth Football Camp hosted more than 250 children from surrounding communities, learning how to play the game of football through curriculum activated by 49ers director of youth football Jared Muela.

“There’s a real love for the game of football and just a sense of enthusiasm in Waianae. There’s no pro baseball, no pro basketball, no pro football. There’s definitely the University of Hawaii, but this is something different.” Muela said. “They’re big 49ers fans. So, for us to go out there and really show some love, it’s really well received there.”

The 49ers didn’t stop there. As part of the 49ers “Hawaii Blitz” program, youth football partnered with the Mililani YMCA and USA football for camps and coaches clinics centered around player safety. The camps focused on basic non-contact football drills and spreading messages of work ethic and teamwork in a culture that continues to embrace the game of football.

“The intent of the 49ers Hawaii Blitz is to get out to markets that we can’t traditionally visit during the season just because of proximity,” Muela added. “We do a good job of going out to all the schools in our market and our community, but when we get to the offseason, we really have the time and the ability to get out and beyond.”

Over the duration of the week, 49ers youth football impacted more than 400 kids across various communities. The hope is to continue to expand their reach in the years to come.



Reuben Foster

49ers excited about linebacker Reuben Foster

By Eric Branch
San Francisco Chronicle
August 1, 2017

The 49ers are smitten with Reuben Foster.

And their love affair began well before their draft room resembled a winning Super Bowl locker room after they selected the Alabama inside linebacker in April.

More than a year earlier, before the 2016 draft, 49ers vice president of player personnel Adam Peters was studying video of Alabama inside linebacker Reggie Ragland.

Peters, then in the Broncos' front office, liked Ragland, the SEC Defensive Player of the Year who became a second-round pick. But he loved Foster, his teammate who wasn't draft-eligible.

"This guy (Foster) is running past (Ragland) on every single play and making it," Peters said. "It was like 'Forget about that guy — who is that guy?' And Reggie Ragland is a very good payer in his own right, don't get me wrong."

Peters is hardly alone. Both he and general manager John Lynch have labeled Foster, the No. 31 pick, their favorite player in the draft. (This, despite using the No. 3 pick on Stanford's Solomon Thomas.) And it's not just the front office. Linebackers coach Johnny Holland has termed Foster one of the best inside-linebacker prospects in the past 10 years.

For his part, Lynch, who admits he can't suppress a smile when discussing Foster, seems incapable of not gushing about his draft crush.

"I don't want to make undue expectations on this kid," Lynch said last week on KNBR, "but I have full confidence that he's going to have a terrific career. He has it all to me."

Some NFL teams were highly skeptical, but the early returns suggest the 49ers' swooning over Foster is justified. Foster was a consensus top-10 talent, but he nearly slipped out of the first round because of concerns about his surgically repaired shoulder and his character.

It's premature to assess if the 49ers were right to rank him as the third-best prospect in the draft, but this can be safely said: They remain smitten.

Foster was medically cleared just before training camp and he has flashed the ability that made him the winner of the Butkus Award, given to the nation's top linebacker, while practicing with no restrictions. Foster already has a team-best three interceptions in four practices and a few other highlight-reel plays. On Monday, he was a blur who bolted into the backfield to blow up a sweep play to running back Raheem Mostert.

"He's got great instincts — just a real knack for being in the right place at the right time," quarterback Matt Barkley said. "... I remember seeing him play at Alabama — and seeing the hits he can deal can be pretty devastating. He's taking it easy on our guys right now, but I think when preseason games come — he'll be lighting it up on the field."

Foster's physicality was part of the attraction for Lynch, a hard-hitting safety who spent 15 seasons playing with Foster's reckless abandon. Lynch has said Foster's style — best exhibited in college when he flattened LSU's industrial-size running back Leonard Fournette on kickoff coverage — will be infectious.



Defensive quality-control coach DeMeco Ryans, 33, a linebacker who was voted to two Pro Bowls in his 10-year career, noted Foster has a quality many players only talk about possessing.

“He definitely hits a lot harder than I did,” Ryans said. “His intention is to run through (people). A lot of people talk about it. ‘We want to run through. We want to be physical.’ Yadda, yadda, yadda. Reuben actually does it. That’s what’s unique about him.”

Foster is undeniably gifted and apparently healthy. Still, there are those questions about his character: He will have to prove he possesses the focus and discipline to succeed in the NFL.

The MMQB.com reported a team with a top-15 pick didn’t have Foster on their draft board because of his “immaturity” and “issues with life skills.” And that was before he failed a drug test and was kicked out of the NFL combine for getting into a reportedly “heated altercation” with a hospital employee. Two months later, Foster’s draft party was sponsored by a tobacco and marijuana vaporizer company.

The 49ers hosted Foster for a pre-draft visit and later sent team pastor Earl Smith and Keena Turner, a former linebacker involved in their player-engagement department, to visit with Foster for two days in Tuscaloosa, Ala.

The team learned more about Foster’s challenging childhood and how it shaped him. In 1996, when he was 19 months old, Foster and his mother were shot by his father, Danny. They both survived. Danny Foster went on to spend 16 years as a fugitive before he was arrested. Foster has spoken with his father, but they do not have a relationship.

In multiple stories since Foster left Alabama, Nick Saban, his college coach, has said Foster will need an NFL environment with a solid “structure.”

The 49ers believe they have a strong support system that includes Holland and Ryans, former NFL linebackers who can relate to the pressure of being high picks. (They were both drafted in the second round.) In addition, Ryans also attended Alabama and got to know Foster when he was still playing for the Tide.

On Sunday, Foster termed Holland a “father figure” and said Ryans was “like a brother.”

“He came on his (pre-draft) visit here and we just felt ‘He fits us,’” Holland said of Foster’s connection with the franchise. “‘He can fit in with us. We can offer a lot to him as a mentor, and he can offer a lot to us as a player.’ It was one of those deals that was meant to be, it felt like ...”

“As a 23-year-old, there’s a lot of things that he hasn’t experienced yet and he’s willing to listen to experiences I’ve been through. That DeMeco has been through. And he’s always willing to learn and listen. That’s what exciting about him: How much better we can make him as a football player and as a person.”

Foster, who has two children, says he’s intent on becoming a “better “man, father and teammate.” And he believes the 49ers have the same goals for him.

“I’ve felt much love, much loyalty,” Foster said. “It’s not just a business here. I’ve felt relationships in this program.”

Foster talks with a genuine enthusiasm and it’s hard not to smile at some of his answers in media sessions.

On Sunday, when asked about playing with All-Pro linebacker NaVorro Bowman, his eyes widened: “I was worried at first. I was worried. Because if you look at Bo — and you look at me — he’s a man. That’s a man. Did you see his arms?”



He also had this explanation for his training-camp interceptions: “I guess the ball’s got a thing for me. I don’t have a thing for the ball.”

Later, when a reporter spoke with him off to the side, Foster’s mega-watt smile momentarily vanished when asked being viewed as “bad guy” before the draft.

“I’m a great guy. An awesome guy, you feel me?” Foster asked, his smile returning. “I love you; you love me. To know Reuben is to love Reuben.”

Three months into their relationship, the 49ers agree.



Pierre Garçon

Redskins WR Pierre Garçon making an impact on and off the field

By Jacob Feldman
Time.com
December 14, 2016

After playing Division III football at Norwich University, in Northfield, Vt., and then at Mount Union, in Alliance, Ohio, receiver Pierre Garçon never expected to be drafted. Yet the sixth-round pick of the Colts in 2008 has made the most of his opportunity, becoming a top target for Washington's Kirk Cousins this season after hauling in 72 receptions for 777 yards and six touchdowns in 2015.

Garçon has made an even bigger impact off the field with the work he has done in Haiti, his family's homeland. The impoverished nation has been devastated over the past six years: first by a 7.0 magnitude earthquake in 2010, then by Hurricane Matthew, which hit in October, causing more than 1,000 deaths. Garçon has traveled to Haiti to bring supplies, and he also started a foundation, Helping Hands, to bring education, health and community programs to the country. "I enjoy helping people," he says. "That's how I got to where I am."

ON HIS HAITIAN ROOTS

I was born in Carmel, N.Y., but my family was all born in Haiti. We spoke Creole in the house. When I was really young, we moved to Greenacres, Fla., and lived among other Haitians, a lot of Americans and a lot of other immigrants. As kids we didn't know who was Haitian and who wasn't until we met their parents. We tried to adapt to American society and speak English, but I always knew we were Haitian.

ON YOUTH FOOTBALL

We came together around the game. When you are in South Florida, you can play basketball and soccer, but football is No. 1, hands down. We always played pickup football. After school, at recess, on the weekend, it was part of our daily activities. I was good at it. I was fast.

ON GOING TO COLLEGE IN VERMONT

That was the first time I saw snow. I saw mountains—it was eye-opening. The ball was so hard, it hurt my fingers. It was a very tough adjustment. Luckily there were a couple of guys from Florida in their second year. They let me follow them and figure it out. At the end of the day you just try to catch what they throw to you.

ON BEING DRAFTED

I was at my sister's house in West Palm Beach just waiting. I didn't expect to get drafted, but I had done well at the combine. I was projected to go in the sixth round, so around the fourth or fifth round, I started really watching. I got a call from a 317 area code—it was Indy. That was the happiest you could ever be.

ON RETURNING TO HAITI AFTER HURRICANE MATTHEW

It was an amazing trip. I was happy that [Washington owner] Daniel Snyder gave us his plane. We helped out at a hospital and provided much-needed things to speed up the recovery process. It was very impactful for me.

ON HAITIANS IN THE NFL

It's only a matter of time. In South Florida there are a lot of Haitians playing football. In the next few years there will be over 100 Haitian NFL players.



Pierre Garçon expands on his love for Haiti: 'I enjoy helping people'

By Peter Hailey
CSN Mid-Atlantic
December 16, 2016

A common thing you hear pro athletes talk about is not forgetting where they came from. But while some stars just use that phrase as lip service, Pierre Garçon is a player who definitely embodies it.

Here are the indisputable qualities that the receiver possesses: Toughness, passion and a love for Haiti. But while the first two are on display each week on the field, the third one sometimes doesn't receive enough attention.

A recent interview with Time Magazine, however, provided Garçon a space to expand on the connection he feels with the country.

"I was born in Carmel, N.Y., but my family was all born in Haiti," he told the publication. "When I was really young, we moved to Greenacres, Fla., and lived among other Haitians, a lot of Americans and a lot of other immigrants... We tried to adapt to American society and speak English, but I always knew we were Haitian."

It's evident that he's carried those ties to his roots with him into his professional life, with the best example of that coming when he and fellow Redskin Ricky Jean-Francois traveled to Haiti to aid in the recovery following October's Hurricane Matthew. The 30-year-old called the experience "amazing."

"I was happy that Daniel Snyder gave us his plane," he said. "We helped out at a hospital and provided much-needed things to speed up the recovery process. It was very impactful for me."

In the immediate aftermath of the trip, Garçon told CSN in a one-on-one interview that the fact that there's such a disparity between where he lives now and his family's home is what bothers him most. It's something that, one day, he'd love to see change.

"It's very tough, because you have to think back to when we complain about what we're going through or being stuck in traffic or the water's not hot — it's just so ancient, what they're living in," he said to JP Finlay few months ago (full video above). "And it's sad to see now because we're so far advanced and Haiti's only a two-hour flight from America. There shouldn't be that disconnect with the living aspects."



Looking Back At Pierre Garçon's History Of Charitable Endeavors

By Paola Argueta
Redskins.com
January 18, 2017

Since his rookie year, wide receiver Pierre Garçon has made it his mission to give back in any way he can. We've seen Garçon work with the Washington Redskins Charitable Foundation, establish his own charities, and even travel the world to personally contribute.

As a result, the Washington Redskins selected Garçon this past December as their nominee for the 2016 Walter Payton Man of the Year award, which recognizes an NFL player for his excellence on and off the field.

In 2008, Garçon was drafted by the Indiana Colts in the sixth round and he went on to establish the Pierre Garçon Helping Hands Foundation that same year. As a public figure, he hoped to use his status as a way to bring attention to the causes he felt strongly about, which was recently documented by NFL Player Engagement Insider Jim Gehman.

When Garçon was picked up by the Redskins in 2012 as a free agent, he brought his charitable works with him to Washington and they continue to thrive to this day. One is the annual Pierre Garçon All-White Party that has raised nearly \$400,000 for the Boys & Girls Club alone.

Outside of his own endeavours, Garçon actively supports the Washington Redskins Charitable Foundation by dedicating his off days to assist with events such as Teacher Appreciation Kickoff, Redskins FITT, and Salute to Play 60.

On a more personal level, Garçon has worked relentlessly to support his family's homeland, Haiti. He makes annual mission trips to help raise money and awareness for the country's difficult living conditions. This past October, Garçon led a Redskins relief effort and traveled to Haiti after the devastating destruction of Hurricane Matthew to bring water and medical supplies.

Garçon's mission to help change the world is fueled by the community efforts he experienced growing up. "I grew up in our church and we played sports all the time," he recalled to NFL Player Engagement. "We always had somebody to take us to church, take us to school programs. The guy that always picked us up, without him, I wouldn't be where I am now. I want to put out what he put into me."

The Redskins recognize Garçon as a humanitarian who has given back through charity and on the field. Garçon leads the Redskins in most recorded receptions (356), including a league-leading and team-record 113 receptions in 2013.

Garçon is one of 32 candidates to receive the league-wide award to acknowledge a player's community service and volunteer efforts as well as his excellence on the field. The winner will be announced in Houston at the NFL Honors on Feb. 4.



Pierre Garçon selected as Redskins' 2016 Walter Payton Man of the Year

By Mike Jones
The Washington Post
December 8, 2016

The Washington Redskins have selected wide receiver Pierre Garçon as their 2016 Walter Payton Man of the Year, honoring him for charitable work both in the community and in his homeland, Haiti.

Each team selects a player for the NFL's overall award, and the finalist is announced during the week of the Super Bowl.

Garçon is a regular participant in the Washington Redskins Charitable Foundation's outreach event, and he has his own charity, Pierre Garçon Helping Hands Foundation, which serves families in need both in the United States and in Haiti.

Earlier this season, following Hurricane Matthew, Garçon and teammate Ricky Jean Francois traveled to Haiti on the Redskins' team plane to drop off a load of medical supplies to aid in the treatment and recovery of the victims of the storm.

"Giving back is just something I definitely make a point of doing, because I was one of those kids that needed someone to say 'Hey, this is how you do it,'" said Garçon, whose family emigrated from Haiti to upstate New York, where he was born, and then moved to Florida, where he grew up. "Because I grew up with three older sisters, no brothers, no father, just out there. I had a lot of talent, but didn't know what to do with it. But I had someone take me under their wing and say, 'This is what you have to do. Do well in school, do well in this and that,' and I listened and I made it to the NFL. I know there are some kids out there that are way more talented than me and just need a little bit of guidance and need the right direction."

But Garçon said he also tries to provide a positive influence for children who aren't athletes as well.

"There are a lot of kids that aren't going to make it as professional athletes," Garçon said, "but if you put them in the position to be successful, it can change their whole life. It doesn't have to be an athlete. You just point them in the right direction, and they could be a musician, a doctor, a lawyer — anything they strive to be. Just anybody that needs a right direction and helping hand, that's what I try to provide, knowing everyone won't be a professional athlete."

Garçon this season is tied for the team lead in catches, 59, is second on the team with 714 receiving yards. He has two touchdown catches.



Eli Harold

NFL Athletes, including Eli Harold, give back to the region's youth

By Romeo Styles
UltimateRecruite.com
July 21, 2017

Day 1 of the VA's Up Next Camp brought out many local NFL stars to interact with and coach young men from the ages of 13 to 19. In the morning session, Kam Chancellor (Seattle Seahawks), Eli Harold (San Francisco 49ers), Lynden Trail (ex-Washington Redskins), Maurice Canady (Baltimore Ravens), Mike Wyche (Miami Hurricanes) and Michael Tyson (Seattle Seahawks) took the time to discuss real life with the young men in attendance. The advice was good and the advice was real, coming from guys who have made it big yet stay true to their roots.

All of the athletes were able to share their experiences.

As noon approached, the campers hit the field at William "Dick" Price Stadium on the campus of Norfolk State and the athletes (as well as several local high school coaches) put the kids through their paces. Each position group received valuable instruction and interaction with the pros.

"It's very important (to have a camp like this). Being able to see a guy like Kam, who's on the top 100 list every single year and been to two Super Bowls, and for the kids to see that just because guys have celebrity status, that doesn't mean you can't reach out and touch these guys and talk to these guys," said Eli Harold during a break at the event. "No matter what, we want to talk to you. We want to help you. (We will) exchange stories, exchange numbers, we will do whatever we can to help these kids succeed."

Eli is certainly one of those role models. He's played two years in the NFL now and he's earned a role as a starting linebacker for the 49ers. To him, giving back is all a part of what a name athlete should do.

"Growing up without a father, I can let these kids know that just because you don't have a dad, or just because your mom passed away when you were 15, which happened to me... I could have easily turned to the streets but I chased my dream," Eli explained. "You can look up to me because I have your best interests in my heart. I want to see you succeed more than you do. I know how it feels to feel alone."

"Being a 15 or 16-year-old kid is real hard growing up in these days. Being a role model is sweet. I love it."



Carlos Hyde

49ers' Hyde speaking softly, responding to challenge

By Eric Branch
San Francisco Chronicle
July 31, 2017

Last week, when Carlos Hyde met the media after reporting to training camp, the 49ers running back sounded half-asleep, or deathly bored, or perhaps both.

The lesson here: Don't judge a back by his murmuring.

By the accounts of a few high-ranking members of the organization, Hyde is attacking football, if not his media responsibilities, with great enthusiasm.

Hyde has declared he's the lightest (228 pounds) he's been since high school and said he believes "he's in the best shape of his life right now." This, of course, is direct from the training-camp book of cliches, but there's reason to believe Hyde is genuine.

The 2014 second-round pick is entering his contract year without a 1,000-yard season on his resume, and the 49ers' new regime has made it clear that an extension isn't imminent. Instead, Hyde, who has had zero competition in his first two seasons as a starter, will have to prove his worth to general manager John Lynch and head coach Kyle Shanahan.

Lynch and Shanahan have added competition via free agency (Tim Hightower), the draft (Joe Williams) and trade (Kapri Bibbs), and also added undrafted rookie Matt Breida.

The moves were preceded by comments that suggested the new regime didn't think Hyde was realizing his potential. At the combine, Lynch said he thought Hyde, who rushed for 988 yards and averaged 4.6 yards a carry last season, had "a lot more in him" and "we're excited to pull that out of him."

A few months later, Lynch seems to believe the 49ers have extracted some of the intangibles from Hyde that were previously lacking.

"What I saw was a guy who was challenged," Lynch said on KNBR. "We brought in competition at that position and, somewhere along the way this offseason, he flipped a switch. I think (running backs coach) Bobby Turner is a master at this. And all of a sudden, being in the best shape was really important to him."

"... The switch has been flipped for Carlos. You really see a different body type. We always hear, 'I'm in the best shape of my life,' but here's a guy who made a tangible and considerable change in his body makeup. But more so in his mentality."

During the 49ers' five-week break before training camp, Hyde stayed in the Bay Area and worked with conditioning coach Ray Wright. Part of his motivation could have been injury-related. Hyde has missed 14 of the 49ers' past 34 games due to injuries to his ankle, foot, shoulder and knee.

"He started making a move, just his work ethic and just his attention to detail, about halfway through (organized team activities), which we were really excited about. When we broke camp earlier on in the offseason," Shanahan said. "And then, coming back five weeks later and being able to see him, he's even taken it to another level."

During the offseason, Hyde went to Shanahan and asked why he wasn't part of a special-teams unit, which is grunt work not done by starting NFL running backs. Hyde noted that Hightower was on special teams.



“Kyle came up and said how cool is this: ‘Carlos asked why he wasn’t on some of the special teams like Tim was,’” Lynch said. “That’s what we’re talking about when we say we believe that competition brings out the best in everyone.”

For his part, Hyde has downplayed the notion that added competition has inspired his approach.

“Just going into this season, I just wanted to do things differently,” Hyde said. “Do something different that I haven’t done. I’ve always played at 230 and above. I’ve had success playing at that weight before, but I just wanted to do something different. I just wanted this whole season to be different.”

Hyde’s training camp actually began on a similar note.

Last year, he arrived in Santa Clara and said he weighed between “225 and 230 pounds” and declared his goal was to rush for 1,500 yards. Last week, he also announced he was fit and prepared to accomplish some lofty goals.

“My goal is to be the No. 1 rushing running back in this league,” Hyde said. “And I feel like I have the best opportunity to do that now with this new staff, so I’m definitely looking forward to that. That’s my mind-set



Kyle Juszczyk

Free Agency, Football and a Fiancé: The Busy Offseason of Kyle Juszczyk

By Joe Fann
49ers.com
August 18, 2017

Kyle Juszczyk felt his phone buzzing in his pocket.

“OK, there’s an 80 percent chance you’re going to the Philadelphia Eagles, a 15 percent chance you’re going to stay with the Baltimore Ravens and a five percent chance that a random team enters the equation,” his agent explained to him.

This was the fullback’s first encounter with NFL free agency. Juszczyk spent the first four years of his career in Baltimore and was coming off of his first Pro Bowl season in 2016. Now he readied himself for a move to Philly.

Then the focus shifted to the Buffalo Bills. A potential move back home to Cleveland also entered the picture as the Browns gained interest.

“It was a whirlwind of emotions,” Juszczyk said. “Literally, every other day, it felt like I was going to be living in a different city.”

The San Francisco 49ers got into the mix two days before the official start of free agency when NFL clubs are allowed to speak with agents. Admittedly, Juszczyk was wary at first with the 49ers coming off of a 2-14 season in 2016. That initial trepidation quickly subsided. Among the California sunshine and the quality of life in the Bay Area, Kyle Shanahan’s offense became another selling point.

“My agent told me about how well I’d fit in Shanahan’s scheme,” Juszczyk said. “He could tell how serious John Lynch was about getting a deal done. That’s when I knew San Francisco was the real deal.”

San Francisco made Juszczyk the highest paid fullback in the NFL, and they introduced their new playmaker at a press conference that featured six other new additions. Brian Hoyer, Pierre Garçon and Marquise Goodwin were among those who joined Juszczyk in the Levi’s® Stadium auditorium.

“This is a completely new team – more than half the roster is turned over, a new head coach, a new GM, everything,” Juszczyk said. “It almost feels like we are the first class when there’s a new head coach at a college and he brings in his recruits.

“We are kind of like those recruits who want to build something. If we do build something special, we will be remembered as that first class.”

Juszczyk and his girlfriend Kristin had a trip already on the books to Anguilla shortly after he signed. They nearly cancelled due to the quick turnaround, but ultimately decided that a celebration was in order.

“You know what? Something great just happened in my life. Let’s reward ourselves a little bit,” Juszczyk recalled the deliberation.

Baltimore Ravens wide receiver Mike Campanaro and his girlfriend joined them on the trip. The week in paradise was spent with morning workouts on the beach and a quick lift followed by good food, rest and relaxation.



The sticker shock of Bay Area properties welcomed Jusczyk back to the States. The fullback told his realtor that he hoped to pay comparable prices to the place he rented in Baltimore. There were no such options.

“That was my first lesson in how expensive things were,” Jusczyk said.

Then came the dilemma of whether to rent or buy. The volatile nature of the NFL makes renting the most logical option for a number of players. It makes it much easier to pack up and move to another city should that become necessary.

But Shanahan just got to San Francisco on a six-year deal. The coach’s job security, in turn, is also Jusczyk’s job security.

“You’re going to be here as long as I’m here,” Shanahan told the fullback. “Just buy the house.”

And so Jusczyk bought a house. The endless paperwork and hassle of applying for a mortgage served a rude awakening to life as a homeowner. Mold turned a one-week project to install new hardwood floors into a three-month headache. The dishwasher needed fixing, they had to order a new garbage disposal and they ended up painting the entire first floor.

“Being an adult is tough, man. It’s really tough,” joked the 26-year-old fullback.

The offseason program went much smoother than Jusczyk’s remodeling projects. The fullback lauded Shanahan for the player-friendly schedule. The coach built in breaks between meetings and made efficient use of allotted practice time. If Shanahan saw legs getting heavy towards the end of a session, he’d cut practice short in order to avoid injuries. The coach also cancelled the final practice of mandatory minicamp for similar reasons.

Instead, Shanahan took the opportunity to plan a family barbeque before players left for summer vacation. Shanahan has made it a point of emphasis for each player’s family to be involved. He encouraged wives and girlfriends to get to know each other and make connections as well.

That leads us to Jusczyk’s Memorial Day Weekend plans. He and Kristin went back East to her hometown of Long Island, N.Y. Kristen’s parents hosted each of their families for the holiday weekend. A Saturday boat ride to Fire Island, a narrow strip of beaches beyond the coastline, provided the perfect backdrop for what Jusczyk had planned.

The families took a walk down the beach before deciding it was time to head back to the boat. Jusczyk slipped off his sandals just before turning around. As everyone reached the boat, the fullback informed his girlfriend that he’d accidentally forgotten them back at the beach. Jusczyk planted a photographer nearby who waited for the couple to return for the sandals. Meanwhile, their family members set up decorations and champagne to celebrate at the boat.

“I got down on one knee, gave my spiel and proposed,” Jusczyk said. “I’d never felt my heart thump like that.”

But Jusczyk had one more surprise up his sleeve. All of the couple’s closest friends – an estimated 50-to-60 people in all – had gathered for an engagement bash back at the house.

“That’s a lot of surprises for one day,” Jusczyk said. “It wasn’t until we got back to the house that I was able to kind of relax.”



Following the offseason program, they went back abroad for a two-week European excursion. The engaged couple went to three different cities in Croatia (Split, Hvar and Dubrovnik) and four cities in Greece (Athens, Mykonos, Santorini and Paros).

A new city, a new home, a fiancé and several breathtaking trips in between – not a bad six months for Juszczyk. The fullback returned to the Bay Area two weeks before the start of training camp, and it was back to business.

“Once I got back here and saw some of the guys, that’s when the switch flipped,” Juszczyk said. “We are pumped to start building something.”



Bradley Pinion

Living the Dream: Ex-Northwest Cabarrus star growing as player, person with San Francisco 49ers

By Henry Hutton
Independent Tribune
May 15, 2017

In 2015, former Northwest Cabarrus punter/kicker Bradley Pinion made the difficult decision to forgo his senior year at Clemson to enter the NFL Draft.

That year, Pinion was taken 165th overall by the San Francisco 49ers and was the only specialist selected in the entire draft.

The adjustment from life in the Carolinas to the West Coast was a big one for Pinion, but the Concord native seems to have gotten comfortable in California.

“California is really cool. It’s a much different pace of life than it is in Concord, North Carolina,” said Pinion. “That was a big adjustment getting used to the faster pace of life and the traffic and everything along those lines of living in the city.

“But it’s really cool being in Silicon Valley. It’s really neat seeing all the tech industries and to meet different people and see a whole different side of how they see the world.”

But it hasn’t been all fun in the sun for the 22-year-old Pinion. As he prepares for his third NFL season, he has worked year-round at his craft, whether he’s back home in Concord or at the 49ers’ practice facility.

From a football perspective, life in the pros has been very different for Pinion, who said that his football IQ has increased greatly since he began with the 49ers.

“That’s the biggest difference,” he said. “You’re always working on your technique and form and everything along those lines, but just understanding the game of football as a whole is something I’ve really gotten better at.”

Soaking it all in

No player in the NFL punted the ball more than Pinion in 2016, as the 6-foot-5, 229-pounder booted exactly 100 balls, making him the only punter to hit triple digits.

Pinion averaged a solid 44 yards per punt last season, and he said his numbers have improved as his consistency has. And his consistency has risen, thanks to some of the players around him.

“Any job, as you get more used to it and get more mature, you’re able to handle your emotions better,” Pinion explained. “I’ve had a really good mentor who’s been here for the last two years in Phil Dawson.”

Dawson, who came into the league when Pinion was just 5 years old, is going on his 19th season as an NFL kicker and has a wealth of experience and knowledge he’s passed off to his younger teammate.

Dawson departed for Arizona this offseason, though, but in his absence, the 49ers added 12-year veteran kicker Robbie Gould, who’ll be another strong figure in Pinion’s continued development.

Along with the veterans who have been his teammates, Pinion has also gotten the chance to play against some of his childhood idols.

“With me being a specialist, I always paid attention to kickers and punters growing up,” Pinion explained. “One of the guys I always looked up to was (New Orleans Saints punter) Thomas Morstead. I have a similar body style to him, so I’ve always tried to emulate his style and a few things that he does.”



Last November, Pinion had the opportunity to meet his role model when the Saints traveled to San Francisco for a mid-year matchup.

Said Pinion, "Being able to talk to him last year before the game and kind of after the game and pick his brain and things along those lines was really cool to do."

One of the best lessons he has learned is simply to take care of what he can control, and the coaching situation in San Francisco has helped reinforce this message.

Pinion has played his first two NFL seasons under two different head coaches. Jim Tomsula, a Catawba College alum, who was replaced a year later by Chip Kelly. Kelly's stint also only lasted one year, with the 49ers hiring former Atlanta Falcons' offensive coordinator Kyle Shanahan in February.

But Pinion hasn't let this affect him.

"Every year coming in, there's one common goal, and that's to win it all," Pinion said. "Every year you have the same goal, no matter who the coach is and no matter what players are here."

Becoming a pro

To many people in this area, Pinion's status as an NFL player isn't a major surprise.

From the first day Pinion set foot on Northwest Cabarrus' campus, then-coach Rich Williams realized his incredible potential.

"I would watch him kick down on the practice field in summer, and I thought, 'Wow, this kid is pretty impressive,'" said Williams, now the defensive coordinator at Jay M. Robinson. "I knew he'd be a really special player."

But Pinion quickly separated himself as not only a great player but a great teammate as well.

"A lot of times, kickers and punters kind of do their own thing in high school," Williams explained. "But Bradley was at every workout. He did all the agility drills and all the practice stuff that every other kid did."

Pinion's success at Clemson and now with San Francisco does not really surprise Williams, who said he still follows his only NFL player's career very closely.

"It's exciting to watch him. I think any coach would take pride in watching their players play on Sundays," Williams said, explaining that Pinion has made him a San Francisco 49ers fan.

But as proud as Williams may be of him, Pinion's biggest supporters will always be his first coaches: his parents.

Throughout their son's football career, Robert Pinion and Lori Pinion rarely have missed a game, and in his father's case, a practice.

"It's been a dream come true for him, and it's also been a dream come true for us," Robert said. "We've really been able to really enjoy the ride with him."

Robert was always involved in Bradley's training and said that he often gave his son advice during games on how to correct his mistakes, as rare as they may have been.

"From the time he was in high school all the way through Clemson, I missed one game, home or away," Robert said, explaining that the only game that he and Lori didn't attend was when Clemson traveled to Syracuse in 2013 and their flight was cancelled at the last minute.



After Bradley was drafted by the 49ers, Robert was able to make it to his first regular-season game in San Francisco against the Minnesota Vikings. However, he's had to resort to watching his son on TV for most of his games.

"It was exciting but heartbreaking at the same time not to be there to watch him in person," Robert explained.

Said Lori, "My hardest adjustment has been not being able to watch him play. I went to every single middle school, high school and college game."

That doesn't mean that Pinion's parents don't still play a significant role in his development.

"He calls me after every game," Robert said. "There's a lot of weeks where he'll e-mail me game footage, and then we'll talk about it."

Sweet Home Carolina

Since leaving the Carolinas in 2015, Pinion has travelled far and wide and experienced a vast variety of things, but he has always stayed true to his roots.

Northwest Cabarrus fans can follow his career from the luxury of their couches on Sundays in fall, but Concord natives still have the chance of running into him around the town he loves.

While simply playing in the NFL may be a dream come true for Pinion, his profession has allowed him to realize another dream this past season when the 49ers visited the Carolina Panthers and he got to play in Bank of America Stadium.

"I grew up going to a bunch of the Panthers games, so it was very special when we got to play there," Pinion explained. "It was one of those situations you dream about as a kid."

Not only was the ability to finally play a game in Bank of America Stadium a special moment, but it was a memorable day because Pinion was able to play in front of his family and friends.

"I had over 50 people there," he said. "It was a surreal moment, and I ended up having a pretty good game, which made it even better."

"Just the fact that I was able to perform well in front of my family, and my fiancé (fellow Clemson alumnus Kaeleigh Reece) and all these different people made it a very special day."

Robert agreed.

"It actually brought back a lot of memories," said Robert, who recalled a time when Bradley was 12 and won the NFL's Punt, Pass & Kick competition in the Uptown Charlotte stadium.

"To see him on the same field 10 years later as an NFL player was just almost mindboggling to see the progress and the success that he's achieved over the years," Robert explained.

Lori echoed those sentiments.

"That was awesome, it really was," she said. "It was definitely a highlight being able to see him there."

Although that was Pinion's first time returning to North Carolina for an NFL game, the Northwest Cabarrus product spends much of his offseason here and even recently visited his alma mater to speak with the players.

"I just wanted to talk to them about working hard and just doing the best they can," Pinion said. "With a new coach (Brandon Gentry) and new players coming in, it's always good to see those guys working and get back to where I came from."



“Any time that a player came back like that when I went (to Northwest), it was a very special moment for me.”

Gentry, who completed his first season with the Trojans last falls, said Pinion’s presence was of great value to the current members of the team.

“I think it solidifies all the things you try to teach kids,” Gentry said. “When you see someone who’s reached the top of their profession preaching the same thing you’re preaching, it’s a valuable lesson that gets across to the kids.

“At the very next workout, we had the most kids we’ve ever had,” Gentry said.

Pinion said giving his time to the players is extremely important to him.

“I just want to be an avenue where they can reach out,” Pinion said. “I always welcome them reaching out to me at any time.

“The head coach at Northwest has my phone number, and any time (the players) want to reach out and talk to me, whether it be girlfriend problems or football problems, I’m definitely there for them,” Pinion added.

But Pinion’s desire to help the youth in this area extends well beyond the Trojan football field and locker room.

“I want to help as many kids as I can, that’s really a passion of mine,” he said. “I love giving back to the community and especially giving back to Concord and to the area that I came from.”

Pinion also has helped lots of other area players, as he works out with Dan Orner at his special teams academy in Charlotte.

“I’m there once a week with him training, working on my craft as well as trying to reach out to the younger generation and make them better,” Pinion said.

Still a Tiger

After Clemson won the college football national championship this January, senior captain Ben Boulware gave an emotional speech and thanked many of the players who had built the Tiger program up in recent years.

Although Pinion’s may not have been one of the specific names Boulware mentioned, his time at Clemson helped set up a great program that has accomplished many things in the past few seasons.

In 2012 and 2013, during Pinion’s freshman and sophomore campaigns at Clemson, he averaged just under 40 yards per punt but improved greatly to almost 43 yards during his junior and final season at Clemson.

This noticeable improvement played a big role in the rise of his draft stock and, ultimately, why he decided it was in his best interest to skip his senior year with the Tigers.

Despite his early departure, Clemson coach Dabo Swinney still speaks highly of Pinion and his impact on the program.

“We are certainly proud of what Bradley has accomplished,” Swinney said. “But it is not a surprise -- he had a very strong leg from the time he got here. He was always effective as a punter and on kickoffs, and that ability to do both at the NFL level is important.”

Although he now plays 2,600 miles away, Pinion still feels very much a part of the championship program.



"It's really cool to see my alma mater do really well and win a national championship," Pinion explained. "To just be a part of that and see the atmosphere that Coach Swinney has created has been something else.

"To know that I may not have affected it directly, the national championship, but to know I was a part of it in the past few years like Ben Boulware said," explained Pinion. "We started it six years ago when I got there, so it's really cool to see what Clemson's doing."

While his current work schedule may conflict with most of his Tigers' games, Pinion was able to make it to one big game this year.

"I was down at the national championship game (in Tampa, Florida), and it was probably one of the best moments of my life just seeing those guys and seeing the excitement they had on the field," Pinion said.

Pinion has also remained active with the program and returns to Clemson in the offseason to train and help the Tigers' specialists.

Because he left for the draft early, Pinion had just his diploma from Northwest Cabarrus as he moved to the West Coast. But that did not last long as he completed his course shortly after leaving Clemson so that he could get his degree.

"I am proud of Bradley in that he went to the NFL after his junior year but has already come back and gotten his degree," Swinney praised.

The decision to leave Clemson for the pros was not an easy one, but was also not one that he has ever regretted.

"I made the decision myself to come into the NFL, and that was a dream of mine," said Pinion. "I'm extremely blessed, and I'm extremely happy.

Pinion is now halfway through the four-year, \$2.5 million dollar rookie contract he signed with San Francisco in 2015.

"I wouldn't change anything that I've done," Pinion added. "I've learned from my mistakes, and I've learned from the things that I've done well.



Rashard Robinson

From Football Purgatory to NFL Starter, Rashard Robinson Continues to Defy Odds

By Joe Fann
49ers.com
August 30, 2017

Teenagers are rarely lauded for their attention span. And yet, the football team at Blanche Ely High School latched onto every word spoken by Rashard Robinson. The San Francisco 49ers cornerback returned to his alma mater this past offseason to speak to his younger peers.

Robinson's message was simple: To urge the student athletes to learn from his mistakes so that they can avoid similar pitfalls.

"I told them that it doesn't matter what you face in life," Robinson said. "If a door seems like it's about to shut on you, you have to keep faith. Adversity makes the greatest people. Enough pressure will turn a rock into a diamond."

The corner's plight has been well documented. Robinson, a Pompano Beach, Fla. native, was suspended and ultimately dismissed from LSU's program for breaking team rules. Robinson decided to leave LSU all together and return home to Florida to begin training for the NFL. The 49ers drafted Robinson in the fourth round of the 2016 NFL Draft, and he has been on an upward trend ever since.

Robinson started six games as a rookie in 2016. His first career interception sealed a win against the Los Angeles Rams in Week 16. Fast-forward to preseason 2017 and Robinson is already slated as the team's No. 1 corner. That's a pretty remarkable climb for someone who spent a year in football purgatory prior to joining the 49ers.

"I've matured a lot," Robinson said. "I look at stuff for what it is, and I appreciate everything. I don't ever shy away from an opportunity. I just want to handle my business and give God the glory for everything. Without Him, I wouldn't be here."

Most know by now about Robinson's playing style. You could use a number of adjectives to describe the corner's on-field demeanor – brash, confident (borderline cocky), chippy and aggressive would all be apt. That persona has always been tied to Robinson's game. He'll never back down from a matchup. To do so would mean admitting inferiority, and that's not in Robinson's DNA. He's told reporters several times this summer that he wants to go toe-to-toe with the opponent's top receiver each week.

Robinson doesn't stop talking when he goes to the sideline either. He serves as the unofficial hype man for the second- and third-team defense during practice.

To tell Robinson to stop talking trash would be to tell Super Man not to fly. The corner's swagger is just as crucial as his 6-foot-1 frame, 32 1/4-inch arms and God-gifted athleticism. It's the "dog" in Robinson that sets him apart.

"He's made of the right stuff. His attitude and his mindset are unique for a corner," said defensive coordinator Robert Saleh back in May. "He does not want to get beat. Every rep is so important to him. He doesn't care who he's going against."

What's most impressive is how Robinson harnesses that mindset. If you observed just one 49ers practice, you'd notice No. 33 chirping at the receiver across from him on each play. It would be easy to assume Robinson is a belligerent young player, armed with a short fuse eager for a spark. Not so much.

Robinson knows that when he does get beat – as every cornerback inevitably does – receivers are going to be eager to talk back. That's where his short-term memory becomes vital. Even at 22-years old, Robinson has the ability to tip his cap to his opponent and move onto the next play.



“You’ve just got to know when to turn it on and turn it off,” Robinson said. “When I’m chirping at receivers, we’re competing more than anything. It’s iron sharpening iron.”

It helps that San Francisco’s receivers always know what they’re getting when facing Robinson.

“We know he’s going to talk to us to get in our heads,” said 49ers wide receiver Jeremy Kerley. “It’s all in a competitive manner. He doesn’t take it any further. It’s what makes it fun.”

To fully understand Robinson’s vocal approach to football, it’s necessary to understand the background that shaped him. The corner is truly a statistical anomaly. It’s a hero’s journey highlighted by several roadblocks that could have just as easily been the end of the road all together. Adversity was as constant as Robinson’s trash talking, and it began well before he arrived in Baton Rouge, La.

When Robinson was in the seventh grade, his eldest brother was arrested and remains incarcerated today. On Jan. 13, 2013, a date Robinson recalled instantly, his middle brother was shot seven times and killed. Robinson’s youngest brother, whom he grew up playing youth football with, is currently in-and-out of jail while battling drug addiction.

It doesn’t end with family. Childhood friends and classmates, some better athletes than Robinson, also failed to make it out of their South Florida hometown. No need to mince words, Robinson has defied implausible odds.

“A lot of people who grew up with me had more talent, but they aren’t in the NFL,” Robinson said. “They’re probably in a jail cell or worse. I’m blessed. I’m trying to show people that if you really want something and work hard, you can do anything.”

Now Robinson feels the responsibility to share his story with others, just as his mentors did for him. Arizona Cardinals All-Pro cornerback Patrick Peterson played a key role in Robinson’s return to the football spotlight. Peterson is a fellow Pompano Beach native and would make time to train with Robinson each time he returned home. He played a crucial role in Robinson’s preparation for the NFL, both mentally and physically.

Each workout was sprinkled with bits of life advice, tactfully delivered for maximum impact. Peterson showed his protégé what could come of his athletic potential.

“I wanted to live a lavish life,” Robinson said. “I wanted to know what an NFL locker room felt like – being on an NFL team and starting for an NFL team. He made me believe it was possible.”

Now it’s Robinson’s turn to pay it forward.

He could feel his story resonating with the players at Blanche Ely. Their facial expressions gave that away. But then Robinson saw his message carry over when the team lifted later that day. Their coach told Robinson that it was as focused as he’d seen his group.

That dedication will waver at times as culture isn’t adopted over night. But when the students are in need of reminders, Robinson will be there. He monitors the kids’ Instagram accounts on occasion to make sure they’re handling their business. Robinson isn’t shy about reaching out when he sees a player stray from the right path.

“I had people there for me,” Robinson said. “I need to make sure I’m there for them. You want to plant a little seed with somebody. They’re really starting to embrace that culture.”

It’s too soon to project what Robinson’s NFL career will amount to. The league’s highest honors aren’t far-fetched given his ability. Robinson also shared that he plans on going back to school this offseason. He’s still deciding which school to attend, but Robinson is two years away from obtaining a degree in Kinesiology.



But numbers, accolades and diplomas be damned, Rashard Robinson is already a success story. You might assume that Robinson regrets his troubled LSU career. Not so much. Those trials and tribulations created the confident, mature man that he is today. The humbling moments at rock bottom will keep Robinson's compass pointed forward. From banishment to potential Pro Bowler, humble beginnings to a fresh start in the Bay Area, Robinson's journey is a captivating story worth listening to.

Not even a teenager would tell you otherwise.



Jaquiski Tartt

Jaquiski Tartt brings football, life lessons to Ladd-Peebles Stadium

By Mark Inabinett
AL.com
July 9, 2017

When the Jaquiski Tartt Next Level Football Camp started at Ladd-Peebles Stadium in Mobile on Saturday, a thunderstorm could be seen in the sky to the south. But the storm blew away from the football field, and the San Francisco 49ers safety's second annual free camp went on.

"I love Mobile, but the weather in San Fran is a whole lot different," Tartt said. "When I first got here, I was looking at the weather it seemed like every hour to make sure the chance of precipitation was going down, and it actually was, and today it turned out pretty good."

While Tartt provided the means for the football camp, Jeremy Towns provided the passion. Tartt and Towns were teammates at Samford. Towns is now in medical school at South Alabama after spending time as a defensive tackle with the Washington Redskins and Buffalo Bills of the NFL.

The threatening weather provided one of the messages that Towns delivered during the camp. He told the youngsters as the event opened that they might get in only 45 minutes of camp because of the storm, but that was a lot like life. You might not get as much time as you'd like or you might only get one chance. Because of that, you have to bring high energy to everything you do all the time.

Tartt said he hoped the youngsters got more out of his camp than football.

"I want to encourage them about God and having faith and being disciplined, able to listen and being responsible," Tartt said.

Tartt is on his summer break between the end of the 49ers' offseason program and the beginning of training camp. Tartt is scheduled to report for his third training camp with San Francisco on July 27.

"It's great to give back to the kids," Tartt said about spending part of his vacation sweating with kids back home. "I know when I was little there wasn't too many NFL football camps going around, and I just thought that would be a great idea to have a football camp."

In addition to Towns, Tartt had Tennessee Titans fullback Jalston Fowler and Oakland Raiders defensive end Chris Casher among those on the coaching staff for the camp.



Trent Taylor

Trent Taylor: Not Your Typical Underdog Story

By Keiana Martin
49ers.com
May 9, 2017

Consider rookie wide receiver Trent Taylor your walking cliché. He's got the size of David but the mindset of Goliath.

Taylor has always been a stud athlete.

He compiled 2,700 receiving yards and 38 touchdowns over his final two years in high school. The wide receiver also starred in basketball, track and in an effort to build chemistry with his quarterback, picked up tennis as a senior. The doubles tandem made it all the way to the state finals.

The Shreveport, La., native made the most of what he was given - elite athletic ability without the size to turn heads. Being 5-foot-8 has its limits. Louisiana Tech was the only college program who decided that the 160-pound pass-catcher was worthy of a Division I scholarship.

"I understood why I wasn't getting offered," Taylor said. "I just knew that I needed an opportunity to go prove myself and Louisiana Tech gave me that opportunity and that's all I could ask for."

Taylor continued to put up gaudy numbers. As a senior in 2016, he led the nation with 1,803 receiving yards and added 12 touchdowns. Taylor finished his Bulldogs career with 4,179 yards and 32 touchdowns to go with his program record of 327 career receptions.

Despite the impressive production, Taylor still went unheralded throughout the pre-draft process. The San Francisco 49ers were pleased to land the diminutive wideout in the fifth round of the 2017 NFL Draft.

"I thought he was as good at the slot role as anyone that we were looking at in the draft," Kyle Shanahan said of his 'draft crush.' "What impressed me the most about him besides the separation ability is that when he did get the ball in his hands, he ran angry and pissed off. He got up the field. He's not scared to get hit. He's a very competitive, violent runner and those are the guys who keep you on the field and move the chains."

The physical disposition that caught coach Shanahan's eye emanates from Taylor's experience at cornerback and safety as a two-way player in high school.

Taylor's hard-hitting nature once broke an unlucky opponent's jaw.

"I love to hit. Playing defense, that's something I loved to do," Taylor said. "So anytime I got the ball on offense, I'm not scared to lay my head in there and get a hit. It's a part of the game and I love it."

Just as he's done his entire football career, Taylor will have to prove that his size is an asset rather than a limitation. He's one of 13 receivers currently on the 49ers 90-man roster in what is expected to be one of the most competitive position groups come training camp.

That uphill climb is something that Taylor will continue to embrace.

"People (have been) telling me my whole life that I'm not supposed to be here. So, anytime I get the ball, I want to prove them wrong," Taylor added. "Prove that I can compete with the best of them."



Dekoda Watson

Through My Eyes: Dekoda Watson explains the significance of My Cleats, My Cause

By Dekoda Watson
Broncos.com
December 4, 2016

Today, when I'm sitting at my locker in Jacksonville, lacing up my cleats before running out on the field as a member of the Denver Broncos, I'll be thinking about all the kids back in Aiken, South Carolina — my hometown.

The NFL is supporting the My Cause, My Cleats initiative this week, allowing players to wear special, customized cleats in support of a charity of their choosing. On Sunday, I'll be representing my foundation, Koda's Kids.

I started my foundation seven years ago because I've always had a soft heart for kids. A main reason for this was being able to see where I came from. I was blessed and fortunate to have a two-parent home. They're still together, but I had some friends who only had one parent or no parents at all. I don't want any kids to use the fact that they have a broken family as an excuse to say, "Well, I didn't have my parents, so this is why I do X, Y or Z." I understand their situation, but at the same time I know from experience that they can still make something of themselves. I don't want that to be any kid's excuse to not be successful in life.

The design of the cleats was simple: Red and black are my favorite colors and then I needed my logo to be the focus of the cleats. The symbol represents my foundation, so I needed it to stand out. I think they stand out for a good reason.

The biggest challenge in running a foundation, the thing that's the most vital, is publicity and awareness. I'm so passionate about kids that I'll do whatever it takes. I'll design a pair of cleats, host a fundraising golf tournament, football camp or do any interview with whoever is willing just to raise awareness and funding for my foundation. That way I can ensure the kids growing up in Aiken can live a better life.

When I put these cleats on, the only thing I'm going to be thinking about is just how proud I am to wear these for what they represent. It's probably the closest game I'll have to Aiken and I know there's going to be plenty of people that will see them. It's going to mean so much for me and for all the kids that my foundation supports and encourages.

I am just so proud. This is something I've been working on for seven years, and now I'm finally able to show it off not only off the field, but on the field as well.

Thank you, NFL.