



# MIAMI DOLPHINS WEEKLY RELEASE

---

WEEK 2

MIAMI DOLPHINS (0-0) AT LOS ANGELES CHARGERS (0-1)

SUNDAY, SEPT. 17, 2017 | 4:05 PM ET | STUBHUB CENTER | CARSON, CALIF.





## 2017 MIAMI DOLPHINS SCHEDULE

### PRESEASON

**OCTOBER 31, 2017**

Trade Deadline

| DATE            | OPPONENT               | STADIUM                 | TIME/ RESULT | NETWORK   | RADIO                 | PRESENTING SPONSOR | GIVEAWAY |
|-----------------|------------------------|-------------------------|--------------|-----------|-----------------------|--------------------|----------|
| Thurs., Aug. 10 | Atlanta Falcons        | Hard Rock Stadium       | W, 23-20     | WFOR CBS4 | 560 WQAM<br>KISS 99.9 |                    |          |
| Thurs., Aug. 17 | Baltimore Ravens       | Hard Rock Stadium       | L, 7-31      | WFOR CBS4 | 560 WQAM<br>KISS 99.9 |                    |          |
| Thurs., Aug. 24 | at Philadelphia Eagles | Lincoln Financial Field | L, 31-38     | WFOR CBS4 | 560 WQAM<br>KISS 99.9 |                    |          |
| Thurs., Aug. 31 | at Minnesota Vikings   | U.S. Bank Stadium       | W, 30-9      | WFOR CBS4 | 560 WQAM<br>KISS 99.9 |                    |          |

**JANUARY 15, 2018**

Deadline for underclassmen to declare for the NFL draft

### REGULAR SEASON

**JANUARY 28, 2018**

Pro Bowl  
Orlando, Fla.

| DATE            | OPPONENT                | STADIUM                  | TIME/ RESULT | NETWORK             | RADIO                 | PRESENTING SPONSOR | GIVEAWAY                               |
|-----------------|-------------------------|--------------------------|--------------|---------------------|-----------------------|--------------------|--|
| BYE WEEK        |                         |                          |              |                     |                       |                    |  |
| Sun., Sept. 17  | at Los Angeles Chargers | StubHub Center           | 4:05 p.m.    | CBS                 | 560 WQAM<br>KISS 99.9 |                    |  |
| Sun., Sept. 24  | at New York Jets        | MetLife Stadium          | 1 p.m.       | CBS                 | 560 WQAM<br>KISS 99.9 |                    |  |
| Sun., Oct. 1    | New Orleans Saints      | Wembley Stadium (London) | 9:30 a.m.    | FOX                 | 560 WQAM<br>KISS 99.9 |                    |  |
| Sun., Oct. 8    | Tennessee Titans        | Hard Rock Stadium        | 1 p.m.*      | CBS                 | 560 WQAM<br>KISS 99.9 |                    | Co-Branded Cancer Awareness Wristbands |
| Sun., Oct. 15   | at Atlanta Falcons      | Mercedes-Benz Stadium    | 1 p.m.*      | CBS                 | 560 WQAM<br>KISS 99.9 |                    |  |
| Sun., Oct. 22   | New York Jets           | Hard Rock Stadium        | 1 p.m.*      | FOX                 | 560 WQAM<br>KISS 99.9 |                    |  |
| Thurs., Oct. 26 | at Baltimore Ravens     | M&T Bank Stadium         | 8:25 p.m.    | CBS/NFLN/<br>Amazon | 560 WQAM<br>KISS 99.9 |                    |  |
| Sun., Nov. 5    | Oakland Raiders         | Hard Rock Stadium        | 8:30 p.m.*   | NBC                 | 560 WQAM<br>KISS 99.9 |                    |  |
| Mon., Nov. 13   | at Carolina Panthers    | Bank of America Stadium  | 8:30 p.m.    | ESPN                | 560 WQAM<br>KISS 99.9 |                    |  |
| Sun., Nov. 19   | Tampa Bay Buccaneers    | Hard Rock Stadium        | TBD          | FOX                 | 560 WQAM<br>KISS 99.9 |                    | Co-Branded Sunglasses & Sunglass Pouch |
| Sun., Nov. 26   | at New England Patriots | Gillette Stadium         | 1 p.m.*      | CBS                 | 560 WQAM<br>KISS 99.9 |                    |  |
| Sun., Dec. 3    | Denver Broncos          | Hard Rock Stadium        | 1 p.m.*      | CBS                 | 560 WQAM<br>KISS 99.9 |                    |  |
| Mon., Dec. 11   | New England Patriots    | Hard Rock Stadium        | 8:30 p.m.    | ESPN                | 560 WQAM<br>KISS 99.9 | Hard Rock Hotel    |  |
| Sun., Dec. 17   | at Buffalo Bills        | New Era Field            | 1 p.m.*      | CBS                 | 560 WQAM<br>KISS 99.9 |                    |  |
| Sun., Dec. 24   | at Kansas City Chiefs   | Arrowhead Stadium        | 1 p.m.*      | CBS                 | 560 WQAM<br>KISS 99.9 |                    |  |
| Sun., Dec. 31   | Buffalo Bills           | Hard Rock Stadium        | 1 p.m.       | CBS                 | 560 WQAM<br>KISS 99.9 |                    |  |

**MARCH 14, 2018**

2018 League Year Begins

**APRIL 26-28, 2018**

2018 NFL draft  
Site TBD

\* Game subject to flex scheduling  
All times EASTERN



All Dolphins games can be heard on 560 WQAM and Kiss 99.9, the flagship stations of the Miami Dolphins Radio Network, Dolphins.com and throughout South and Central Florida on stations that make up The Miami Dolphins Radio Network. In addition to the game broadcasts, the stations will feature expanded pre-, halftime and postgame shows. Dolphins fans who tune into Miami's Sportsradio 560 WQAM will have the opportunity to listen to live broadcasts of Head Coach Adam Gase's day-after game press conferences and "Dolphins Friday," a day of Dolphins' centric-content on the station featuring interviews with players, coaches, and team executives. Fans can also listen to the Dolphins in Spanish on Univision Deportes Radio WQBA 1140 AM.

### 2017 AFC EAST STANDINGS

| TEAM     | W | L | PCT   | PF | PA |
|----------|---|---|-------|----|----|
| Bills    | 1 | 0 | 1.000 | 21 | 12 |
| Dolphins | 0 | 0 | .000  | 0  | 0  |
| Patriots | 0 | 1 | .000  | 27 | 42 |
| Jets     | 0 | 1 | .000  | 12 | 21 |



---

## WEEK 2: LOS ANGELES CHARGERS TABLE OF CONTENTS

|   |       |
|---|-------|
| MEDIA INFORMATION                       | 2-3   |
| DOLPHINS EN ESPAÑOL                     | 4     |
| TEAM NOTES                              | 5     |
| OFFENSE NOTES                           | 6-7   |
| DEFENSE NOTES                           | 8-9   |
| SPECIAL TEAMS NOTES                     | 10    |
| WHAT TO LOOK FOR IN 2017                | 11-12 |
| THE DOLPHINS VS. THE CHARGERS           | 13-15 |
| THE LAST MEETING VS. THE CHARGERS       | 16    |
| FREE AGENCY TRACKER                     | 17    |
| 2017 DRAFT CLASS                        | 18    |
| HARD ROCK STADIUM MODERNIZATION         | 19-22 |
| MIAMI DOLPHINS IN THE COMMUNITY         | 23-24 |
| DOLPHINS RADIO                          | 25    |
| HALL OF FAME DEFENSIVE END JASON TAYLOR | 26    |
| DEPTH CHART                             | 27    |
| PROJECTED CONTRIBUTORS                  | 28-29 |
| TRANSACTIONS                            | 30-31 |
| NUMERICAL ROSTER                        | 32    |
| ALPHABETICAL ROSTER                     | 33    |
| POSITIONAL ROSTER/PRONUNCIATIONS        | 34    |
| HOW THEY WERE ACQUIRED                  | 35    |
| 2017 PRESEASON GAME RECAPS              | 36-39 |
| STEPHEN M. ROSS                         | 40    |
| MIKE TANNENBAUM                         | 41    |
| CHRIS GRIER                             | 42    |
| ADAM GASE                               | 43    |
| THE COACHING STAFF                      | 44-45 |
| SUPPLEMENTAL BIOS                       | 46-51 |
| 2016 REGULAR SEASON STATISTICS          | 52-55 |
| 2016 POSTSEASON STATISTICS              | 56-58 |
| 2017 PRESEASON STATISTICS               | 59-62 |
| THE LAST TIME IT HAPPENED               | 63-68 |
| 2017 NFL STANDINGS                      | 69    |

### MIAMI DOLPHINS MEDIA WEBSITE

[media.miamidolphins.com](http://media.miamidolphins.com)

The Miami Dolphins media website features everything a media member needs to cover the team. Visitors can find transcripts, press releases, weekly releases, credentials, notes, gamebooks, flip cards an archive of old media guides and gamebooks and more by visiting [media.miamidolphins.com](http://media.miamidolphins.com).



## WEEKLY MEDIA SCHEDULE: WEEK 2 AT LOS ANGELES CHARGERS (ALL TIMES PACIFIC)

| 12 TUE                | 13 WED  | 14 THU  | 15 FRI   | 16 SAT                | 17 SUN   | 18 MON |
|-----------------------|---|---|--|-----------------------|--|--------|
| No media availability | <p><u>Head Coach Adam Gase</u><br/>11:50 a.m. (tennis courts)</p> <p><u>Practice*</u><br/>12:50 - 2:50 p.m.</p> <p><u>Players (on field)</u><br/>Following Practice</p> <p><u>QB Jay Cutler &amp; DT Ndamukong Suh</u><br/>Following practice at podium (tennis courts)</p> <p><u>Conference Calls</u><br/>12:30 p.m. - Head Coach Anthony Lynn<br/>TBD - Chargers DE Joey Bosa</p> | <p><u>Head Coach Adam Gase</u><br/>12:10 p.m. (tennis courts)</p> <p><u>Practice*</u><br/>12:50 - 2:40 p.m.</p> <p><u>Players (on field)</u><br/>Following Practice</p> <p><u>Coordinators</u><br/>Following practice at podium (tennis courts)</p> | <p><u>Practice*</u><br/>12:55 - 2 p.m.</p> <p><u>Players (on field)</u><br/>Following Practice</p> <p><u>Head Coach Adam Gase</u><br/>Following practice (tennis courts)</p> | No media availability | <p><u>Week 2</u><br/>at Los Angeles Chargers<br/>1:05 p.m. PT<br/>TV - CBS</p> | TBD    |

\* Practice will be open to media for approximately 30 minutes

### DOLPHINS ON THE AIR

|                 |  |          |
|-----------------|--|----------|
| Television:     | WFOR-TV (CBS 4 - Miami-Ft. Lauderdale)<br>WPEC-TV (West Palm Beach)<br>WINK-TV (Ft. Myers)                       |          |
| Broadcasters:   | Greg Gumbel - Play-By-Play<br>Trent Green - Color Analyst<br>Jamie Erdahl - Sideline                             |          |
| Local Radio:    | Dolphins Radio Network<br>KISS 99.9-FM<br>WQAM 560-AM  |          |
| Broadcasters:   | Jimmy Cefalo - Play-By-Play<br>Bob Griese - Color Analyst<br>Joe Rose - Color Analyst<br>Kim Bokamper - Sideline | <br><br> |
| Spanish Radio:  | Dolphins Spanish Radio<br>WQBA-1140 AM   |          |
| Broadcasters:   | Raul Striker Jr. - Play-By-Play<br>Eduardo Martell - Color Analyst   |          |
| National Radio: | Sports USA   |          |
| Broadcasters:   | John Ahlers - Play-By-Play<br>Hank Bauer - Color Analyst<br>Troy West - Sideline                                 |          |

### FREQUENT FLYERS

Miami's nine games played outside of Florida in 2017 will have the team travel a total of **27,520 miles (roundtrip)** away from home. **It will be the most miles traveled by the Dolphins in a single regular season in franchise history.** The 27,520 road-game miles will be the **most of any NFL team located outside of the Pacific time zone** in 2017 and the fourth-most in the NFL, behind the Los Angeles Rams, Oakland Raiders and Arizona Cardinals.

| MOST MILES (2017) |                       |               |
|-------------------|-----------------------|---------------|
| RNK               | TEAM                  | MILES         |
| 1                 | Los Angeles Rams      | 32,600        |
| 2                 | Oakland Raiders       | 30,899        |
| 3                 | Arizona Cardinals     | 30,035        |
| 4                 | <b>MIAMI DOLPHINS</b> | <b>27,520</b> |
| 5                 | Los Angeles Chargers  | 26,134        |
| 6                 | Jacksonville Jaguars  | 24,522        |
| 7                 | Seattle Seahawks      | 24,121        |
| 8                 | San Francisco 49ers   | 24,092        |

\* Regular season games only

### COMMUNICATIONS DEPARTMENT



**JASON JENKINS**

Sr. Vice President,  
Communications &  
Community Affairs

O: 954-452-7174  
M: 954-290-6864  
JJenkins@dolphins.com



**MATT TAYLOR**

Sr. Director of  
Football  
Communications

O: 954-452-7179  
M: 954-649-7505  
MattTaylor@dolphins.com



**THERESA GARNER**

Corporate  
Communications  
Manager

O: 305-943-1451  
M: 904-838-7160  
TGarner@dolphins.com



**BRETT BRECHEISEN**

Football  
Communications  
Manager

O: 954-452-7190  
M: 954-663-1255  
BBrecheisen@dolphins.com



**RENZO SHEPPARD**

Football  
Communications  
Manager

O: 954-452-7144  
M: 904-616-1538  
RSheppard@dolphins.com



**GAYLE BADEN**

Communications  
Coordinator

O: 954-452-7173  
M: 954-610-8660  
GBaden@dolphins.com



**SYDNEY WADE**

Communications  
Coordinator

O: 954-452-7198  
M: 305-720-5131  
SWade@dolphins.com



**RYAN MURPHY**

Communications  
Staff Assistant

O: 954-452-7114  
M: 305-965-8778  
RMurphy@dolphins.com



## MIAMI DOLPHINS MEDIA WORKROOM ACCESS & PARKING INFORMATION FOR THE 2017 SEASON

As a reminder, the workroom for accredited media covering the Miami Dolphins is located behind the Dolphins Pro Shop at the Baptist Health Training Facility at Nova Southeastern University. Access to the media workroom is granted by the Communications Staff to members of the media upon their arrival at training camp.

Parking passes are distributed by the Communications Department. The passes **need to be clearly displayed** to gain entry into the media parking areas. Media parking is available at the Nova Southeastern University Medical School garage (HPD Garage), which is next to the Dolphins Pro Shop, and located near the intersection of University Drive and S.W. 30th Street, between Griffin Road and I-95. Access to this garage is off University Drive and S.W. 30th Street. In the event the HPD Garage is full, the overflow media parking will be in the AUX Parking Lot next to the NOVA Softball fields.

PLEASE NOTE – ALL MEDIA ARE ASKED TO PARK ON THE SECOND FLOOR OF THE HPD GARAGE. PARKING ON THE FIRST FLOOR IS RESERVED FOR NOVA PATIENTS ONLY. THE GARAGE WILL BE MONITORED BY NOVA AND THOSE WHO PARK ON THE FIRST FLOOR WILL BE TICKETED.

**PLEASE PREARRANGE ALL LIVE TRUCK PARKING** through the Miami Dolphins Communications Department.

### DIRECTIONS TO PARKING GARAGE AT NOVA SOUTHEASTERN UNIVERSITY

#### FROM I-95 OR FLORIDA'S TURNPIKE

Exit at I-595; proceed west to University Drive exit  
Turn left (south) onto University Drive  
Proceed to S.W. 30th Street (Abe Fischler Blvd.) turn left (east)  
Proceed past the Miami Dolphins facility to Ray Ferrero Jr. Blvd.  
Turn right and parking garage will be on your right.

#### UNIVERSITY DRIVE

From north of I-595  
Take University Drive south past I-595 to S.W. 30th Street (Abe Fischler Blvd.) turn left (east).  
Proceed past the Miami Dolphins facility to Ray Ferrero Jr. Blvd.  
Turn right and parking garage will be on your right.

#### FROM SOUTH OF GRIFFIN ROAD

Take University Drive north past Griffin Road to S.W. 30th Street (Abe Fischler Blvd.) turn right (east)  
Proceed past the Miami Dolphins facility to Ray Ferrero Jr. Blvd.  
Turn right and parking garage will be on your right.





## DOLPHINS EN ESPAÑOL

### DOLPHINS COMIENZAN 52ª TEMPORADA CONTRA LOS LA CHARGERS

Los Dolphins comenzaron su 52ª temporada una semana tarde contra los Chargers en Los Angeles el 17 de septiembre de 2017 a las 4:05 p.m. hora del este. El primer partido contra Tampa Bay en Semana 1 fue pospuesto al 19 de noviembre debido al Huracán Irma. El enfrentamiento esta semana en el StubHub Center en Carson, California será el primer partido en casa para los Chargers en Los Angeles desde que jugaron la temporada de 1960 en el Los Angeles Memorial Coliseum. También será la primera vez jugando en el StubHub Center para los Dolphins, uno de dos nuevos locales en que jugará el equipo este año. Los Dolphins también jugarán en el nuevo Mercedes-Benz Stadium en Atlanta el 15 de octubre.

### DIECISÉIS EN SEGUIDA

Con el partido de Semana 1 contra Tampa Bay movido al 19 de septiembre de 2017, Miami jugará 16 semanas en seguida por la primera vez desde 1992, cuando una situación similar ocurrió. Los Dolphins tuvieron que mover su abridor contra New England a la semana libre debido al Huracán Andrew en 1992. Miami le ganó a los Patriots el 18 de octubre de 1992 y siguieron a ganar 11 juegos, ganar el AFC Este y llegar hasta el Campeonato del AFC ese año.

### DOLPHINS MIRAN A CONTINUAR EL ÉXITO DEL AÑO PASADO EN LA TEMPORADA DE 2017

En el primer año de Adam Gase como entrenador jefe, los Dolphins ganaron 10 partidos y avanzaron a los playoffs para la primera vez desde 2008. A los principios de la temporada de 2017, el equipo aspira llegar los playoffs para el segundo año consecutivo. La última vez que los Dolphins aparecieron en los playoffs en dos años consecutivos fue de 1997-2001, cuando el equipo llegó en cinco años consecutivos.

### EL 2016 DE AJAYI ENTRE LOS MEJORES EN LA HISTORIA DE LOS DOLPHINS

RB Jay Ajayi completó la temporada tercer más productiva por un corredor en la historia de los Dolphins en 2016. Terminó la temporada con 1,272 yardas de carrera, los más desde que RB Ricky Williams corrió para 1,372 yardas en 2003. Ajayi llegó a ser solo el cuarto corredor en el NFL desde 2014 para correr para 1,250 yardas por lo menos en su primera o segunda temporada en la liga, uniéndose con Ezekiel Elliott de Dallas (2016), Jordan Howard de Chicago (2016) y Le'Veon Bell de Pittsburgh (2014). Aquí es una mirada a como la temporada de Ajayi se clasifica en la historia de los Dolphins:

#### MAS YARDAS DE CARRERA EN UNA TEMPORADA – HISTORIA DE LOS DOLPHINS

| CL | JUGADOR          | AÑO         | CAR        | YDS          | PRM         | TD       |
|----|------------------|-------------|------------|--------------|-------------|----------|
| 1. | Ricky Williams   | 2002        | 383        | 1,853        | 4.84        | 16       |
| 2. | Ricky Williams   | 2003        | 392        | 1,372        | 3.50        | 9        |
| 3. | <b>JAY AJAYI</b> | <b>2016</b> | <b>261</b> | <b>1,272</b> | <b>4.87</b> | <b>8</b> |
| 4. | Delvin Williams  | 1978        | 272        | 1,258        | 4.63        | 8        |
| 5. | Lamar Smith      | 2000        | 309        | 1,139        | 3.69        | 14       |

### LA DEFENSA DE LOS DOLPHINS FUE UNO DE LOS MEJORES EN EL NFL EN TERCER DOWN EN 2016

La defensa de los Dolphins es diseñado para tener una mentalidad de ataque que prospera en jugadas críticas e hicieron eso mismo en 2016. La defensa de Miami terminó cuarto en el NFL en porcentaje de tercer downs cumplidos, aguantando la oposición a solamente un 36.2 por ciento tasa de cumplimiento, comparado al promedio del equipo de 39.7 por ciento.

### THOMAS ATRAPA TOUCHDOWNS

Una nueva adición al ataque ofensivo de los Dolphins este año es TE Julius Thomas, quien los Dolphins adquirieron en un cambio con Jacksonville el 9 de marzo de 2017. Thomas trae una amenaza grande en la zona roja. Ha atrapado 33 touchdowns desde que se hizo un titular en 2013 para Denver. Sus 33 touchdowns desde 2013 son el segundo más en la liga durante ese tiempo entre receptores cerrados:

#### LÍDERES EN ATRAPADAS POR RECEPTORES CERRADOS EN EL NFL (2013-PRESENTE)

| CL | JUGADOR              | EQUIPO(S)             | ATR        | YDS          | TD        |
|----|----------------------|-----------------------|------------|--------------|-----------|
| 1. | Jimmy Graham         | NO/Sea.               | 284        | 3,632        | 34        |
| 2. | <b>JULIUS THOMAS</b> | <b>DEN./JAX./MIA.</b> | <b>184</b> | <b>2,013</b> | <b>33</b> |
| 3. | Rob Gronkowski       | New England           | 218        | 3,432        | 30        |
| 4. | Antonio Gates        | SD/LAC                | 255        | 2,871        | 28        |

### UN REGRESO INCREÍBLE: CAMERON WAKE

Durante la temporada de 2016, DE Cameron Wake tuvo presumiblemente el regreso más impresionante en el NFL. Regresando de una lesión a su Achilles y teniendo 34 años de edad, Wake fue predominante.

En 2016, Wake fue tercero en el AFC y empató para sexto en el NFL con 11.5 sacks. Desde que Wake se hizo titular para los Dolphins en Semana 6 el año pasado, fue segundo en el NFL con 10.5 sacks y le ayudó a Miami a ganar nueve de su último 11 partidos de temporada regular.

Wake fue empatado para segundo en el AFC y empatado para tercero en el NFL con cinco balones libres causados en 2016. Tiene nueve balones libres causados desde 2015, lo mas en el NFL durante ese período, aunque solo jugo en siete partidos en 2015.

Desde que empezó jugando con los Dolphins en 2009, Wake ha tenido cuatro temporadas en que anotó diez o más sacks, siete temporadas consecutivos con siete sacks a lo mínimo y es segundo en la historia de los Dolphins en sacks de carrera, detrás de solo Jason Taylor quien fue aceptado al Salón de Fama en 2016.

### UNA DEFENSA OPORTUNISTA

Los Dolphins tuvieron una racha de siete juegos con una quitada el año pasado de Semana 9 a Semana 15. Fue la racha de quitadas más larga en una sola temporada desde 2013, cuando forzaron una quitada en los primeros 15 juegos.

Durante la racha de siete juegos, los Dolphins forzaron 19 quitadas. Fueron las más quitadas en un lapso de siete juegos desde que tuvieron 19 en siete juegos desde noviembre 7 a diciembre 26 de 2004.

### LONG SNAPPER DE 38 AÑOS

Cuando LS John Denney toca el campo el domingo contra los Buccaneers, tendrá 38 años y 271 días de edad. Llegará a ser el jugador tercer más antiguo de los Dolphins para jugar en un partido. Listado abajo son las edades de jugadores de los Dolphins cuando jugaron en su último juego con el equipo:

#### MÁS ANTIGUOS PARA JUGAR EN UN PARTIDO PARA LOS DOLPHINS

| CL | JUGADOR            | AÑOS      | DÍAS        |
|----|--------------------|-----------|-------------|
| 1. | Earl Morrall       | 42        | 208         |
| 2. | Steve DeBerg       | 39        | 334         |
| 3. | <b>JOHN DENNEY</b> | <b>38</b> | <b>271#</b> |
| 4. | Keith Traylor      | 38        | 111         |
| 5. | Dan Marino         | 38        | 109         |



## TEAM NOTES

### DOLPHINS KICK OFF 52ND SEASON AT L.A. CHARGERS

The Dolphins **open their 52nd season** a week late as they **kick off at the Los Angeles Chargers on Sept. 17, 2017 at 4:05 p.m. Eastern time.** The team's Week 1 matchup with Tampa Bay was postponed to Nov. 19 due to Hurricane Irma. **The game at the StubHub Center in Carson, California will be the Chargers' first home game in Los Angeles since they played the 1960 season at the Los Angeles Memorial Coliseum.** It's also the first time the Dolphins have played at StubHub Center, one of two new venues for Miami in 2017. The Dolphins also play at the new Mercedes-Benz Stadium in Atlanta on Oct. 15.

### SIXTEEN STRAIGHT

With the Dolphins' Week 1 game against Tampa Bay being moved to Nov. 19, **Miami will play 16 straight weeks for the first time since 1992,** when a similar situation occurred. Hurricane Andrew forced the Dolphins to move their season opener vs. New England to the bye week. Miami beat the Patriots on Oct. 18, 1992 and **went on to win 11 games, the AFC East title and reach the AFC Championship game that season.**

### CONTINUITY IN YEAR TWO

With Mike Tannenbaum, Chris Grier and Adam Gase entering their second year together, the organization has placed an emphasis on retaining their own players and developing continuity. **Of Miami's 53 players, 32 of them (60.4 percent) were with the team in some capacity during the 2016 season.**

The Dolphins also maintained continuity on its coaching staff. Heading into the 2017 season, **19 of the team's 22 coaches (86.4 pct.) were with the organization in 2016** compared to just seven of the 23 coaches (30.4 pct.) returning at the start of the 2016 season.

### DOLPHINS LOOK TO CONTINUE LAST YEAR'S SUCCESS IN 2017 SEASON

In Adam Gase's first year as head coach, the Dolphins won 10 games and advanced to the playoffs for the first time since 2008. As the team begins the 2017 season, they **look to reach the playoffs for the second consecutive year. The last time the Dolphins had two straight postseason appearances was from 1997-2001,** when the team earned playoff berths in five straight seasons.

### 2016's HALFTIME ADJUSTMENTS

Head Coach Adam Gase and the Miami Dolphins played their best football late in games in 2016. **After halftime, the Dolphins outscored their opponents 221-175.** The 46-point margin was eighth-best in the NFL.

#### BEST SECOND-HALF/OVERTIME POINT DIFFERENTIALS (2016)

| RNK       | TEAM                  | PF         | PA         | MARGIN     |
|-----------|-----------------------|------------|------------|------------|
| 1.        | New Orleans Saints    | 245        | 181        | +64        |
| 2.        | Philadelphia Eagles   | 192        | 133        | +59        |
| 3.        | New England Patriots  | 199        | 141        | +58        |
| 4.        | Kansas City Chiefs    | 184        | 132        | +52        |
| 5.        | Minnesota Vikings     | 166        | 115        | +51        |
|           | Washington Redskins   | 228        | 177        | +51        |
| 7.        | Denver Broncos        | 187        | 138        | +49        |
| <b>8.</b> | <b>MIAMI DOLPHINS</b> | <b>221</b> | <b>175</b> | <b>+46</b> |
| 9.        | Buffalo Bills         | 222        | 188        | +34        |
|           | New York Giants       | 152        | 118        | +34        |

### THE DOLPHINS IN THEIR FINAL 11 REGULAR SEASON GAMES IN 2016

**Miami has won nine of its last 11 regular season games, dating back to Week 6 of the 2016 season.** The run was Miami's best 11-game stretch since 2008, when the team also won nine of its final 11 contests to win the AFC East.

### STAT COMPARISON: WEEKS 1-5 VS. WEEKS 6-17 (2016)

One of the reasons **Miami was so good during the final 11 games of the 2016 regular season was the improvement in several key statistical categories.**

| WEEKS 1-5 |     | CATEGORY           | WEEKS 6-17 |       |
|-----------|-----|--------------------|------------|-------|
| STAT      | RNK |                    | RNK        | STAT  |
| 303.8     | 29  | Total Offense      | 19         | 345.9 |
| 231.4     | 24  | Passing Offense    | 26         | 213.0 |
| 72.4      | 31  | Rushing Offense    | 3          | 132.9 |
| 17.6      | 28  | Scoring Offense    | 11         | 25.0  |
| 17        | 30t | Sacks Allowed      | 3t         | 13    |
| 28.6      | 31  | Third Down Offense | 15         | 40.2  |
| 401.0     | 28  | Total Defense      | 28t        | 374.3 |
| 250.2     | 16  | Passing Defense    | 15         | 238.5 |
| 150.8     | 32  | Rushing Defense    | 28         | 135.7 |
| 23.8      | 18  | Scoring Defense    | 17t        | 23.7  |
| 10        | 17t | Sacks              | 16t        | 23    |
| 33.3      | 6   | Third Down Defense | 12         | 37.6  |
| 4         | 26t | Takeaways          | 4t         | 21    |
| 11        | 28t | Giveaways          | 8t         | 12    |

### BREAKING DOWN THE DOLPHINS ROSTER:

The Dolphins currently have 53 players on their roster. Here is how the Dolphins' current 53-man roster breaks down:

- There are 24 offensive players, 26 defensive players and three specialists.
- Of the 53 players on Miami's roster, **20 of them (37.7 pct.) were drafted by the Dolphins.**
- Miami also has eight undrafted college free agents on the roster that began their NFL careers with the Dolphins, bringing the total to **28 of the 53 players (52.8 pct.) that began their NFL careers with the Dolphins.**
- Of Miami's 53 players, **18 of them (34.0 pct.) were not selected in the NFL draft.**
- A total of **38 of the 53 players (71.7 pct.) are 28 years old or younger.**

### THE DOLPHINS ROSTER:

#### BY DRAFT ROUND:

| ROUND      | NO.        |
|------------|------------|
| 1st        | 8 players  |
| 2nd or 3rd | 11 players |
| 4th or 5th | 11 players |
| 6th or 7th | 5 players  |
| Undrafted  | 18 players |

#### BY EXPERIENCE:

| YEARS    | NO.        |
|----------|------------|
| Rookie-1 | 11 players |
| 2-3      | 15 players |
| 4-5      | 9 players  |
| 6-9      | 11 players |
| 10-plus  | 7 players  |

#### BY AGE:

| AGE     | NO.        |
|---------|------------|
| 22-24   | 21 players |
| 25-28   | 17 players |
| 29-32   | 9 players  |
| 33-plus | 6 players  |

\* Rosters as of print date (9/11/17) and all ages as of kickoff date (9/17/17)



## OFFENSE NOTES

### AJAYI'S 2016 SEASON AMONG DOLPHINS BEST

RB Jay Ajayi completed one of the best seasons by a running back in Dolphins history in 2016. He finished the year with 1,272 rushing yards, the third-most in team history and most since RB Ricky Williams rushed for 1,372 yards in 2003. Ajayi became just the fourth NFL running back since 2014 to rush for at least 1,250 yards in his first or second NFL season, joining Dallas' Ezekiel Elliott (2016), Chicago's Jordan Howard (2016) and Pittsburgh's Le'Veon Bell (2014). Here is a look at how Ajayi's season ranked in Dolphins history:



### THE 200-YARD MAN

RB Jay Ajayi rushed for 200 yards in three contests in 2016, including back-to-back games in Week 6 and Week 7, becoming one of only four players to accomplish that feat in NFL history. Two of his 200-yard games came against the Buffalo Bills while the other was vs. the Pittsburgh Steelers. He earned AFC Offensive Player of the Week honors for all three performances.

### MORE ON AJAYI'S 200-YARD GAMES

RB Jay Ajayi joined O.J. Simpson (1973 and 1976), Earl Campbell (1980) and Ricky Williams (2002) as the only players in NFL history to rush for 200-plus yards in consecutive games, when he did so in Weeks 6 and 7.

He became one of just four NFL players to ever rush for 200 yards at least three times in the same season. The others to do so are Earl Campbell (1980, four times), O.J. Simpson (1973, three times) and Tiki Barber (2005, three times).

Ajayi rushed for 420 yards in two games against Buffalo in 2016, the fourth-highest rushing total against one team in a single season, trailing Jamal Lewis (500 vs. Cleveland in 2003), O.J. Simpson (469 vs. New England in 1973) and LaDainian Tomlinson (430 vs. Oakland in 2003).

### MOST RUSHING YARDS IN A SINGLE SEASON - DOLPHINS HISTORY

| RK | PLAYER          | YEAR | ATT | YDS   | AVG  | TD |
|----|-----------------|------|-----|-------|------|----|
| 1. | Ricky Williams  | 2002 | 383 | 1,853 | 4.84 | 16 |
| 2. | Ricky Williams  | 2003 | 392 | 1,372 | 3.50 | 9  |
| 3. | JAY AJAYI       | 2016 | 261 | 1,272 | 4.87 | 8  |
| 4. | Delvin Williams | 1978 | 272 | 1,258 | 4.63 | 8  |
| 5. | Lamar Smith     | 2000 | 309 | 1,139 | 3.69 | 14 |

### AJAYI IN THE FINAL 11 GAMES

A big reason for Miami's success in winning nine of its final 11 regular season games in 2016 was the emergence of RB Jay Ajayi. The back totaled 229 carries for 1,155 yards (5.0 avg.) and six touchdowns during the last 11 games and had four 100-yard games, including three 200-yard contests.

From Week 6 through the end of the 2016 season, Ajayi led the NFL in rushing yards (1,155) and tied for the lead in 10-plus yard runs (36). He was third in first down carries (52) and sixth in yards per carry (5.0).

Ajayi performed against some of the best run defenses in the league. Seven of Miami's final 11 regular season games of 2016 came against teams ranked among the top 15 rush defenses in the NFL (New England No. 3; Baltimore No. 5; Arizona No. 9; San Diego No. 10; N.Y. Jets No. 11 [twice]; and Pittsburgh No. 13).

### THREE OF THE BEST RUSHING EFFORTS IN TEAM HISTORY

In 2016, RB Jay Ajayi produced three of the top six rushing performances in the Dolphins' illustrious 51-year history. His rushing totals rank No. 3, No. 5 and No. 6 all-time in team history.

### MOST RUSHING YARDS IN A SINGLE GAME - DOLPHINS HISTORY

| RK | PLAYER         | DATE      | OPP     | ATT | YDS | AVG | TD |
|----|----------------|-----------|---------|-----|-----|-----|----|
| 1. | Ricky Williams | 12/1/02   | at Buf. | 27  | 228 | 8.4 | 2  |
| 2. | Ricky Williams | 12/9/02   | Chi.    | 31  | 216 | 7.0 | 2  |
| 3. | JAY AJAYI      | 10/23/16  | BUF.    | 28  | 214 | 7.6 | 1  |
| 4. | Lamar Smith    | 12/30/00* | Ind.    | 40  | 209 | 5.2 | 2  |
| 5. | JAY AJAYI      | 12/24/16  | at BUF. | 32  | 206 | 6.4 | 1  |
| 6. | JAY AJAYI      | 10/16/16  | PIT.    | 25  | 204 | 8.2 | 2  |

\* AFC Wild Card game

### 1,000-YARD DUO

RB Jay Ajayi and WR Jarvis Landry each topped 1,000 yards for the 2016 season in the team's Week 15 win at the N.Y. Jets. It marked just the second time a Dolphins team had a 1,000-yard rusher and a 1,000-yard receiver in the same season (2011 - RB Reggie Bush rushed for 1,086 yards and WR Brandon Marshall posted 1,124 receiving yards).

### LANDRY HIT 1,000 YARDS AND 90 RECEPTIONS

WR Jarvis Landry finished the 2016 season with 1,136 receiving yards, good for the eighth-most in single-season team history. Landry became the first Dolphins wide receiver to top 1,000 yards in back-to-back seasons since Brian Hartline did in 2012 and 2013 and was the sixth Dolphins wide out to ever post consecutive 1,000-yard seasons (Mark Clayton, Mark Duper, Irving Fryar, Brian Hartline and Brandon Marshall). He totaled 1,157 receiving yards last year.

With 94 receptions in 2016, Landry ranked No. 4 in single-season team history. He now owns three of the franchise's top six single-season reception marks, including the team record of 110 he set in 2015:

### MOST RECEPTIONS IN A SINGLE SEASON IN TEAM HISTORY

| RNK | PLAYER           | YEAR | RECEPTIONS |
|-----|------------------|------|------------|
| 1.  | JARVIS LANDRY    | 2015 | 110        |
| 2.  | JARVIS LANDRY    | 2016 | 94         |
| 3.  | O.J. McDuffie    | 1998 | 90         |
| 4.  | Mark Clayton     | 1988 | 86         |
| 5.  | Brandon Marshall | 2010 | 86         |
| 6.  | JARVIS LANDRY    | 2014 | 84         |

### LANDRY ON THIRD DOWN

WR Jarvis Landry tied for seventh in the league with 26 third-down receptions in 2016. The reliable target had 335 yards on third downs, the ninth-best mark in the NFL that season.





## OFFENSE NOTES

### CUTLER ARRIVES IN MIAMI

**QB Jay Cutler** arrives in Miami after spending the past eight seasons (2009-16) with Chicago. During his time with the Bears, **Cutler set every major Bears passing record**, including passing yards and passer rating:

#### BEARS ALL-TIME CAREER PASSING LEADERS

| RNK | PLAYER       | YEARS   | YARDS  |
|-----|--------------|---------|--------|
| 1.  | JAY CUTLER   | 2009-16 | 23,443 |
| 2.  | Sid Luckman  | 1939-50 | 14,686 |
| 3.  | Jim Harbaugh | 1987-93 | 11,567 |

#### BEARS ALL-TIME CAREER PASSER RATING LEADERS (min. 1,500 att.)

| RNK | PLAYER      | YEARS   | RTG  |
|-----|-------------|---------|------|
| 1.  | JAY CUTLER  | 2009-16 | 85.2 |
| 2.  | Erik Kramer | 1994-98 | 80.7 |
| 3.  | Jim McMahon | 1982-88 | 80.4 |

“ I think **Cutler** does a really good job of making sure everybody understands the way he wants things to go. **I think that's super important for the quarterback position.** We have to have an understanding of how he wants us to run the route, what he's looking for and when, situationally. He's done a really good job of coming in and letting us know, 'Hey, this is what I expect. This is what I'm looking for.' ”  
- Tight End **Julius Thomas**

### DOLPHINS QBs WERE NFL'S BEST IN RED ZONE IN 2016

Not only was **QB Ryan Tannehill** effective in the red zone during the 2016 season, but so was **QB Matt Moore**. In fact, **the two Dolphins quarterbacks led the NFL in passer rating inside the red zone** and new addition **Jay Cutler** was **fifth in the statistic**.

#### HIGHEST RED ZONE PASSER RATING (2016; MIN. 6 ATT.)

| RNK | PLAYER           | TM   | CMP | ATT | YDS | TD | INT | RTG   |
|-----|------------------|------|-----|-----|-----|----|-----|-------|
| 1.  | RYAN TANNEHILL   | MIA. | 30  | 44  | 224 | 11 | 0   | 119.7 |
| 2.  | MATT MOORE       | MIA. | 7   | 7   | 19  | 4  | 0   | 118.8 |
| 3.  | Paxton Lynch     | Den. | 6   | 9   | 39  | 2  | 0   | 115.3 |
| 4.  | Colin Kaepernick | SF   | 19  | 32  | 185 | 13 | 0   | 115.2 |
| 5.  | JAY CUTLER       | CHI. | 8   | 13  | 68  | 3  | 0   | 114.7 |

### BIG PLAY DOLPHINS

The Dolphins had many big 50-plus yard plays during the 2016 season and if the 2017 preseason was any indication, that should continue this year. **Miami hit on four passing plays of 50-plus yards this preseason** - a 99-yard score by **WR Damore'ea Stringfellow**, a 72-yard play by **WR DeVante Parker**, a 69-yard score by **WR Jakeem Grant** and a 65-yard touchdown from Grant. In 2016, the Dolphins completed a 50-plus yard pass in nine of its 16 games and **QB Ryan Tannehill** tied for the NFL lead with seven games with a 50-plus yard completion.

### THE DOLPHINS WERE EFFICIENT LAST YEAR

The Dolphins were **second in the AFC in yards per play in 2016**, averaging 5.84 yards per snap. They gained 5,324 yards on 912 plays and ranked No. 7 in the NFL in the statistic. Miami was also No. 2 in the AFC in yards per play on first down, averaging 5.73 yards per first-down snap.

### STILLS THIRD IN NFL IN YARDS PER RECEPTION IN 2016

**WR Kenny Stills** was a big-play threat for the Dolphins in 2016, catching 42 passes for 726 yards (17.3 avg.) and nine touchdowns. **His 17.3 yards per reception average was third in the NFL** behind New England's Chris Hogan (17.9) and Washington's DeSean Jackson (17.9).

#### YARDS PER RECEPTION LEADERS (2016)

| RNK | PLAYER              | TEAM        | REC       | YDS        | TD       | AVG         |
|-----|---------------------|-------------|-----------|------------|----------|-------------|
| 1.  | Chris Hogan         | NE          | 38        | 680        | 4        | 17.9        |
| 2.  | DeSean Jackson      | Was.        | 56        | 1,005      | 4        | 17.9        |
| 3.  | <b>KENNY STILLS</b> | <b>MIA.</b> | <b>42</b> | <b>726</b> | <b>9</b> | <b>17.3</b> |
| 4.  | Julio Jones         | Atl.        | 83        | 1,409      | 6        | 17.0        |

### BOOMER SOONER

**WR Kenny Stills** caught a career-high nine touchdowns in 2016, which tied for sixth in the NFL. Three of his touchdowns were on plays of 50 yards or greater. According to NFL Network, **Stills is the first Dolphins player to have three touchdown catches of 50-plus yards in the same season since WR Mark Duper did in 1986.**



### A CAREER OF BIG PLAYS

**WR Kenny Stills** has made a living making the big play. In his five-year NFL career, Stills has hauled in 164 passes for 2,738 yards (16.7 avg.). **His 16.7 yards per reception average is fourth-best in the NFL in that span** (min. 100 receptions):

#### HIGHEST AVERAGE PER RECEPTION IN THE NFL (2013-PRESENT)

| RNK | PLAYER              | TEAMS          | REC        | YDS          | AVG         |
|-----|---------------------|----------------|------------|--------------|-------------|
| 1.  | DeSean Jackson      | Phi./Was.      | 224        | 4,034        | 18.0        |
| 2.  | Josh Gordon         | Cle.           | 111        | 1,949        | 17.6        |
| 3.  | Torrey Smith        | Bal./SF/Phi.   | 168        | 2,855        | 17.0        |
| 4.  | <b>KENNY STILLS</b> | <b>NO/MIA.</b> | <b>164</b> | <b>2,738</b> | <b>16.7</b> |
| 5.  | Michael Floyd       | Ari./NE/Min.   | 201        | 3,219        | 16.0        |

### THOMAS CATCHES TOUCHDOWNS

A new addition to the Dolphins offensive attack this season is **TE Julius Thomas**, who the Dolphins acquired in a trade with Jacksonville on March 9, 2017. Thomas brings the team a big red zone threat, as the tight end has caught 33 touchdowns since he became an NFL starter in 2013 for Denver. **His 33 touchdowns since 2013 are second-most among all NFL tight ends:**

#### NFL TIGHT END TD RECEPTION LEADERS (2013-PRESENT)

| RNK | PLAYER               | TEAMS                 | REC        | YDS          | TD        |
|-----|----------------------|-----------------------|------------|--------------|-----------|
| 1.  | Jimmy Graham         | NO/Sea.               | 287        | 3,640        | 34        |
| 2.  | <b>JULIUS THOMAS</b> | <b>DEN./JAX./MIA.</b> | <b>184</b> | <b>2,013</b> | <b>33</b> |
| 3.  | Rob Gronkowski       | New England           | 220        | 3,465        | 30        |
| 4.  | Antonio Gates        | SD/LAC                | 257        | 2,888        | 28        |
| 5.  | Delanie Walker       | Ten.                  | 289        | 3,425        | 23        |



## DEFENSE NOTES

### AN INCREDIBLE COMEBACK: CAMERON WAKE

During the 2016 season, **DE Cameron Wake had one of the most impressive comebacks in the NFL.** Coming off an Achilles injury in 2015 and at 34 years young, Wake was dominant.

In 2016, **Wake was third in the AFC and tied for sixth in the NFL with 11.5 sacks.** Since Wake became a starter for the Dolphins in Week 6 last year, **he was second in the NFL with 10.5 sacks and helped Miami win nine of its final 11 regular season games.**

Wake was tied for second in the AFC and tied for third in the NFL with five forced fumbles in 2016. **He has nine forced fumbles since 2015, the most in the NFL during that span,** despite playing just seven games in 2015.

Since joining the Dolphins in 2009, Wake has compiled four double-digit sack campaigns, seven straight seasons of seven-plus sacks and is **second in team history in all-time career sacks,** behind Hall of Famer Jason Taylor.

Here is a look at the Dolphins' all-time career sack leaders:

#### DOLPHINS ALL-TIME CAREER SACK LEADERS

| RNK | PLAYER              | YEARS           | SACKS       |
|-----|---------------------|-----------------|-------------|
| 1.  | Jason Taylor        | 1997-07, 09, 11 | 131.0       |
| 2.  | <b>CAMERON WAKE</b> | <b>2009-16</b>  | <b>81.5</b> |
| 3.  | Bill Stanfill       | 1969-76         | 69.5        |

**Wake** is also one of the best undrafted pass rushers in NFL history. With 81.5 career sacks, he is **tied for second in NFL history** (since sacks were recognized as an official statistic in 1982) **for most career sacks by players who were undrafted:**

#### NFL ALL-TIME CAREER SACK LEADERS (UNDRAFTED PLAYERS)

| RNK | PLAYER              | YEARS          | SACKS       |
|-----|---------------------|----------------|-------------|
| 1.  | John Randle         | 1990-2003      | 137.5       |
| 2.  | <b>CAMERON WAKE</b> | <b>2009-16</b> | <b>81.5</b> |
|     | James Harrison      | 2004-16        | 81.5        |
| 4.  | Chris Clemons       | 2004-15        | 69.0        |

\* Supplemental Draft picks not included

**Wake's** consistency has placed him among the NFL's elite pass rushers. Since he entered the league in 2009, **he is second in the NFL in sacks:**

#### NFL SACK LEADERS (2009-PRESENT)

| RNK | PLAYER              | TEAMS        | SACKS       |
|-----|---------------------|--------------|-------------|
| 1.  | DeMarcus Ware       | Dal./Den.    | 85.0        |
| 2.  | <b>CAMERON WAKE</b> | <b>MIAMI</b> | <b>81.5</b> |
| 3.  | Jared Allen         | Min./Chi.    | 78.5        |

**Wake** reached the double-digit sack mark in the Week 15 win at the N.Y. Jets. It was the fourth season in Wake's career that he has reached double-digit sacks, and he is **one of three NFL players in the past decade to have 10-plus sacks at age 34 or older,** joining DE/LB Julius Peppers (2015) and DE John Abraham (2012-13).

With his first career interception and a forced fumble in Week 15 at the N.Y. Jets, **Wake became the first Dolphins defensive lineman since DE Jason Taylor in 2006 to have an interception and forced fumble in the same game.**

### SACKS BY SUH

**DT Ndamukong Suh is second among all NFL defensive tackles in sacks since he entered the league in 2010.** With five sacks in 2016, Suh was **tied for 10th in the NFL in sacks by a defensive tackle.**

Here is a look at how Suh's sacks stack up since he entered the league in 2010:

#### MOST SACKS BY NFL DEFENSIVE TACKLES (2010-PRESENT)

| RNK | PLAYER               | TEAMS            | SACKS       |
|-----|----------------------|------------------|-------------|
| 1.  | Geno Atkins          | Cin.             | 53.0        |
| 2.  | <b>NDAMUKONG SUH</b> | <b>DET./MIA.</b> | <b>47.0</b> |
| 3.  | Gerald McCoy         | TB               | 42.5        |
| 4.  | Marcell Dareus       | Buf.             | 34.0        |
| 5.  | Jurrell Casey        | Ten.             | 33.0        |

### STUFFS BY SUH

Not only is **DT Ndamukong Suh** a great interior pass rusher, but the Nebraska product also disrupts rushing plays behind the line of scrimmage. Since he entered the NFL as a first-round pick in 2010, Suh **leads all interior defensive linemen with 48.5 stuffs.** A stuff is defined as any tackle of a ball carrier behind the line of scrimmage during a rushing attempt.

#### MOST STUFFS BY INTERIOR DEFENSIVE LINEMEN (2010-PRESENT)

| RNK | PLAYER               | TEAMS            | STUFFS      |
|-----|----------------------|------------------|-------------|
| 1.  | <b>NDAMUKONG SUH</b> | <b>DET./MIA.</b> | <b>48.5</b> |
| 2.  | Kyle Williams        | Buffalo          | 35.0        |
| 3.  | Aaron Donald         | STL/LAR          | 34.0        |
| 4.  | Geno Atkins          | Cincinnati       | 33.5        |
| 5.  | Paul Soliai          | Mia./Atl./Car.   | 32.0        |

### SUH CONSISTENTLY MAKES STOPS

**DT Ndamukong Suh** topped 350 career tackles during the 2016 season. Since he entered the NFL in 2010, **Suh leads all defensive tackles with 371 total tackles.**

**Suh set a new career high** and was third among all interior defensive linemen in total tackles in 2016 with 72 (41 solo). He **finished among the top five** in total tackles by an NFL interior defensive lineman for **the third consecutive season.**



“ The guy is amazing. **He teaches me a lot.** When he talks to (Defensive Line) Coach Terrell Williams, they talk about things that I’m just sitting over there (picking their ears) and learning each and every day. I try to get in their business, get in their conversations, see what new techniques they’re learning, and things like that. ”  
- DT Davon Godchaux on DT Ndamukong Suh



## DEFENSE NOTES

### DOLPHINS DEFENSE WAS ONE OF THE NFL'S BEST ON THIRD DOWN IN 2016

The Dolphins defense is designed to be an attacking-style front that thrives on critical plays and they did just that in 2016. Miami's defense **finished fourth in the NFL in third-down conversion percentage**, holding the opposition to just a 36.2 percent success rate on third downs, **more than three percentage points better than the league average of 39.7**.

### AN OPPORTUNISTIC DEFENSE

The Dolphins had a streak of seven straight games with a takeaway last season from Week 9 to Week 15. **It was the team's longest takeaway streak in a single season since 2013**, when they forced a turnover in each of the team's first 15 games.

During the seven-game streak, the Dolphins forced 19 turnovers. It was **the most turnovers in a seven-game span for the Dolphins since they forced 19 in seven games from Nov. 7 to Dec. 26, 2004**.



LB Kiko Alonso returned an interception 60 yards with 1:01 remaining to defeat the San Diego Chargers on Nov. 13, 2016

### MAXWELL AMONG LEAGUE LEADERS LAST YEAR

CB **Byron Maxwell** put up one of the best statistical seasons by a cornerback in the NFL in 2016. He totaled 53 tackles (43 solo), two interceptions, four forced fumbles and 15 passes defended despite only playing 13 games.

His **15 passes defended were a career high for the sixth-year pro and tied for 13th in the NFL**. They are the most by a Dolphins player since 2008 (CB Andre Goodman).

The four forced fumbles were also a career high, tied for seventh in the NFL and **the most by a Dolphins defensive back in franchise history**. He had **more forced fumbles than any other cornerback in the NFL** and the most by an NFL cornerback since Charles Tillman had 10 in 2012.



### HAYES AMONG NEW DOLPHINS ADDITIONS

**DE William Hayes** was acquired by the Dolphins in a trade with the Los Angeles Rams on March 10, 2017. The defensive end brings a reputation of setting the edge against the run and is one of the most experienced defensive linemen in the NFL.



Hayes is among the NFL's top 25 active defensive linemen career leaders in several categories. **He ranks No. 14 in tackles (313), No. 15 in games played (124) and No. 22 in sacks (34.5)**.

### TIMMONS' START AND GAMES PLAYED STREAKS

**LB Lawrence Timmons** has started 101 consecutive games, dating back to Dec. 5, 2010. His 101 consecutive games started streak is the longest current streak by any linebacker in the NFL:

#### MOST CONSECUTIVE GAMES STARTED BY NFL LB (CURRENT)

| RNK | PLAYER                  | TEAMS         | CONS. GS |
|-----|-------------------------|---------------|----------|
| 1.  | <b>LAWRENCE TIMMONS</b> | PIT./MIA.     | 101      |
| 2.  | Ryan Kerrigan           | Washington    | 97       |
|     | Connor Barwin           | Hou./Phi./LAR | 97       |

**LB Lawrence Timmons** has played in 120 consecutive games, dating back to Nov. 15, 2009. His 120 consecutive games played streak is the longest among NFL linebackers:

#### MOST CONSECUTIVE GAMES PLAYED BY NFL LB (CURRENT)

| RNK | PLAYER                  | TEAMS         | CONS. GP |
|-----|-------------------------|---------------|----------|
| 1.  | <b>LAWRENCE TIMMONS</b> | PIT./MIA.     | 120      |
| 2.  | Vincent Rey             | Cincinnati    | 99       |
| 3.  | Ryan Kerrigan           | Washington    | 97       |
|     | Connor Barwin           | Hou./Phi./LAR | 97       |

### ALONSO AMONG AFC'S LEADING TACKLERS IN 2016

LB Kiko Alonso adapted to Miami's defense and Latin culture very quickly after being traded to the team in the 2016 offseason. In his first year with the Dolphins, **Alonso was ninth in the AFC and led the team with 115 tackles**. New teammate **LB Lawrence Timmons** tied for 10th in the AFC.

#### MOST TOTAL TACKLES IN THE AFC (2016)

| RNK | PLAYER               | TEAM         | TOTAL      | SOLO      | ASST      |
|-----|----------------------|--------------|------------|-----------|-----------|
| 1.  | Zach Brown           | Buffalo      | 149        | 97        | 52        |
| 2.  | Christian Kirksey    | Cleveland    | 143        | 93        | 50        |
| 3.  | Preston Brown        | Buffalo      | 135        | 76        | 59        |
| 4.  | Paul Posluszny       | Jacksonville | 132        | 96        | 36        |
| 5.  | Zach Orr             | Baltimore    | 130        | 89        | 41        |
| 6.  | Bernardrick McKinney | Houston      | 129        | 79        | 50        |
| 7.  | Johnathan Cyprien    | Jacksonville | 127        | 97        | 30        |
| 8.  | Telvin Smith         | Jacksonville | 118        | 98        | 20        |
| 9.  | <b>KIKO ALONSO</b>   | <b>MIAMI</b> | <b>115</b> | <b>69</b> | <b>46</b> |
| 10. | Karlos Dansby        | Cincinnati   | 114        | 69        | 45        |
|     | <b>L. TIMMONS</b>    | <b>PIT.</b>  | <b>114</b> | <b>78</b> | <b>36</b> |



## SPECIAL TEAMS NOTES

### THOMAS AND HULL LED NFL ON SPECIAL TEAMS

**S Michael Thomas** tied for the NFL lead with **19 special teams tackles** in 2016. Thomas is **second in the NFL in special teams tackles (43) since 2014**, his first full season in the league. In 2015, Thomas was named a first-team All Pro on special teams by Pro Football Focus.

**LB Mike Hull** was third in the NFL with 18 special teams tackles in 2016.



### AIKENS' BIG PLAYS

**S Walt Aikens** made game-changing plays in consecutive weeks during the 2016 season to help the Dolphins defeat Arizona in Week 14 and the N.Y. Jets in Week 15. In the fourth quarter vs. Arizona, Aikens returned a blocked PAT all the way to the end zone for a 2-point defensive conversion. The play extended Miami's lead to eight and the Dolphins won the game with a field goal as time expired. **It was the first 2-point defensive conversion in Dolphins history.**

In the Week 15 win at the N.Y. Jets, Aikens blocked a punt early in the third quarter and returned it 11 yards for a touchdown to give the Dolphins a two-score lead that they would not relinquish. **It was Miami's first blocked punt return for a touchdown since 2012.**

### KENYAN'S KICKOFF RETURNS

Including the 2016 playoffs, **RB Kenyan Drake** tied the franchise record with **three kickoff returns of at least 50 yards (96t, 78, 58) in 2016**. **S Brock Marion** (1999) and **RB Marcus Thigpen** (2012) also had three kickoff returns of at least 50 yards in the same season.

Drake **returned a kickoff for a 96-yard touchdown to win the game in Week 9 vs. the N.Y. Jets**, had a 78-yard kickoff return in Week 12 vs. San Francisco and posted a 58-yard kickoff return in the AFC Wild Card game at Pittsburgh.

### MIGHTY MOUSE

**WR Jakeem Grant** scored his **first NFL touchdown** in Week 5 of his rookie season (2016), when **he took a punt return 74 yards** to tie the game in the second quarter vs. Tennessee. It was **the seventh-longest punt return in team history** and **the fourth-longest punt return by a rookie**. He was one of just three AFC players (Houston WR Will Fuller and Kansas City WR Tyreek Hill) to return a punt for a touchdown in 2016.

### PUNTING IT AWAY FROM LANDRY AND GRANT

The threat of **WR Jarvis Landry** or **WR Jakeem Grant** breaking a long punt return caused opponents to try and alter their punting strategy against the Dolphins in 2016. With hangtime and direction more important than distance, **opposing punters had the lowest gross punting average in the NFL when playing the Dolphins last year**. Miami's opponents averaged just 41.8 yards per punt, well below the 45.3 league average.

### TOP 10 UNITS

The Dolphins had several top 10 special teams units in 2016. On Dolphins kickoffs, **opponents averaged starting field possession at the 24.4-yard line, the 10th-best mark in the league**. On opposing kickoffs, **the Dolphins started, on average, at the 25.3-yard line, the eighth-best mark**. When opponents punted to the Dolphins, **they averaged just 37.4 net yards per punt, which placed the Dolphins third in the league**.

### PARKEY FROM LONG RANGE

Miami signed **K Cody Parkey** on Sept. 3 to take over placekicking duties and Parkey has a track record for being accurate on long kicks. He is 5-for-5 all-time when kicking 50-plus yard field goals and **is the only NFL kicker since he entered the NFL in 2014 to be perfect on 50-plus yard kicks**.

#### 50+ YARD FIELD GOAL PERCENTAGE LEADERS (2014-PRESENT)

| RNK | PLAYER             | TEAM           | FGM | FGA | PCT   |
|-----|--------------------|----------------|-----|-----|-------|
| 1.  | <b>CODY PARKEY</b> | PHI./CLE./MIA. | 5   | 5   | 100.0 |
| 2.  | Josh Brown         | NYG            | 7   | 8   | 87.5  |
| 3.  | Matt Prater        | Det.           | 16  | 19  | 84.2  |
| 4.  | Adam Vinatieri     | Ind.           | 14  | 17  | 82.4  |
| 5.  | Stephen Hauschka   | Sea.           | 9   | 11  | 81.8  |

### THE DENNEY STREAK

**LS John Denney** enters his **13th NFL regular season** this year at 38 years old. Denney has been Miami's long snapper for every game dating back to 2005 - **a consecutive games streak that spans 192 regular season contests**. That streak is the **longest in Dolphins history** and is fifth-longest among all active NFL players.

Denney is also **fourth in team history with 192 games played**. He is just four games behind **G Bob Kuechenberg** (196) and trails **Hall of Fame DE/LB Jason Taylor** by 12 games played (204).

#### MOST CONSECUTIVE GAMES PLAYED IN DOLPHINS HISTORY

| RNK | PLAYER             | CONS. GP | STREAK                    |
|-----|--------------------|----------|---------------------------|
| 1.  | <b>JOHN DENNEY</b> | 192*     | 1ST (2005) - 16TH (2016)  |
| 2.  | Jason Taylor       | 130      | 15th (1999) - 16th (2007) |
| 3.  | Jim Langer         | 128      | 10th (1970) - 9th (1979)  |

\* active streak

#### MOST CONSECUTIVE GAMES PLAYED, ACTIVE NFL LEADERS

| RNK | PLAYER             | TEAM               | POS       | CONS. GP   |
|-----|--------------------|--------------------|-----------|------------|
| 1.  | Shane Lechler      | Oak./Hou.          | P         | 239        |
| 2.  | Jason Witten       | Dallas             | TE        | 220        |
| 3.  | Eli Manning        | N.Y. Giants        | QB        | 200        |
| 4.  | Donnie Jones       | Mia./STL/Hou./Phi. | P         | 193        |
| 5.  | <b>JOHN DENNEY</b> | <b>MIAMI</b>       | <b>LS</b> | <b>192</b> |

### THE 38-YEAR-OLD LONG SNAPPER

When **LS John Denney** takes the field this week against the Chargers, he will be 38 years, 278 days old. **He will become the third-oldest Dolphins player to see action in a game**. Listed below are the ages of the most senior players in Dolphins history when they played in their final game with the team:

#### OLDEST PLAYERS TO PLAY IN A GAME FOR THE DOLPHINS

| RNK | PLAYER             | YRS       | DAYS        |
|-----|--------------------|-----------|-------------|
| 1.  | Earl Morrall       | 42        | 208         |
| 2.  | Steve DeBerg       | 39        | 334         |
| 3.  | <b>JOHN DENNEY</b> | <b>38</b> | <b>278#</b> |
| 4.  | Keith Traylor      | 38        | 111         |
| 5.  | Dan Marino         | 38        | 109         |



# Age on Sept. 17, 2017



## WHAT TO LOOK FOR IN 2017

### **RB JAY AJAYI...**

- Has 1,459 career rushing yards. Needs 541 rushing yards to reach 2,000 and 1,041 to reach 2,500 in his career.
- Has 1,459 career rushing yards. Can move into the team's all-time top 10 rushing leaders with 1,173 yards.
- With 1,000 yards rushing, can become the third player in Dolphins history to rush for 1,000 yards in back-to-back seasons, joining Ricky Williams (2002-03) and Larry Csonka (1972-73).

### **S NATE ALLEN...**

- Has played in 93 games. Needs to play in seven games to reach 100 in his career.
- Has 355 total tackles. Needs 45 tackles to reach 400 in his career.
- Has 13 interceptions. Needs two interceptions to reach 15 in his career.

### **LB KIKO ALONSO...**

- Has 317 total tackles. Needs 83 tackles to reach 400 in his career.
- Has seven interceptions. Needs three interceptions to reach 10 in his career.

### **DE ANDRE BRANCH...**

- Has 139 total tackles. Needs 61 tackles to reach 200 in his career.
- Has 19.5 sacks. Needs 0.5 sacks to reach 20.0 and 5.5 sacks to reach 25.0 in his career.

### **QB JAY CUTLER...**

- Has started 139 games. Needs 11 starts to reach 150 in his career.
- Has 4,491 pass attempts. Needs 509 pass attempts to reach 5,000 in his career.
- Has 2,782 completions. Needs 218 completions to reach 3,000 in his career.
- Has 32,467 passing yards. Needs 2,533 passing yards to reach 35,000 in his career.

### **LS JOHN DENNEY...**

- Extending his consecutive games played streak, which currently stands at a franchise-record 192, having played in every game in his 12-year career.
- Has played in 192 games. Needs to play in five games to surpass Bob Kuechenberg (196) for third place and 13 games to surpass Jason Taylor (204) for second place in team history for most games played.

### **RB KENYAN DRAKE...**

- Has one kickoff return touchdown. Needs one kickoff return touchdown to tie for second (Ted Ginn, Jr.) in all-time team history and one kickoff return touchdown to join Mercury Morris (1969-71) as the only Dolphins to return kickoffs for touchdowns in consecutive seasons.

### **TE ANTHONY FASANO...**

- Has 2,104 receiving yards as a Dolphin. Needs 352 receiving yards to surpass Bruce Hardy (2,455) for second place in team history among tight ends.
- Has 23 receiving touchdowns as a Dolphin. Needs three receiving touchdowns to surpass Bruce Hardy (25) and become the team's all-time leader among tight ends.
- Has 287 receptions. Needs 13 receptions to reach 300 in his career.
- Has 3,171 receiving yards. Needs 329 receiving yards to reach 3,500 in his career.
- Has 35 touchdown receptions. Needs five touchdown receptions to reach 40 in his career.
- Has played in 164 games. Needs to play in 11 games to become just the 36th NFL tight end to play in 175 career games.

### **WR JAKEEM GRANT...**

- Has one punt return touchdown. Needs one punt return touchdown to tie the all-time team lead (Freddie Solomon, Tom Vigorito, O.J. McDuffie) and one punt return touchdown to join Freddie Solomon (1975-76) and Tom Vigorito (1981-82) as the only Dolphins to return punts for touchdowns in consecutive seasons.

### **TE MarQUEIS GRAY...**

- Has played in 45 games. Needs to play in five games to reach 50 in his career.

### **DE WILLIAM HAYES...**

- Has 46 starts. Needs to start four games to reach 50 in his career.
- Has 313 tackles. Needs 37 tackles to reach 350 in his career.
- Has 34.5 sacks. Needs 5.5 sacks to reach 40.0 in his career.

### **T JA'WUAN JAMES...**

- Has played in and started 39 games. Needs to play in and start 11 games to reach 50 in his career.

### **S RESHAD JONES...**

- Has played in 94 games. Needs to play in six games to reach 100 in his career.
- Has 9.0 sacks. Needs 2.5 sacks to surpass Jeremiah Bell (11) and become the team's all-time leader for most sacks by a defensive back.
- Has 442 tackles. Needs 58 tackles to reach 500 in his career.
- Has 16 interceptions. Needs four interceptions to reach 20 in his career.
- Has 40 passes defended. Needs 10 passes defended to reach 50 in his career.

### **WR JARVIS LANDRY...**

- Has 288 receptions, tied for the most by any NFL player in his first three seasons. Needs 55 receptions to surpass Anquan Boldin (342) for the most receptions by an NFL player in his first four seasons and 12 receptions to reach 300 in his career.
- Has two consecutive 1,000-yard seasons. Needs 1,000 receiving yards to become the first player in Dolphins history with three consecutive 1,000-yard seasons.
- Has 3,051 receiving yards. Needs 949 receiving yards to reach 4,000 for his career.
- Has 13 receiving touchdowns. Needs seven touchdown receptions to reach 20 for his career.

### **LB REY MAUALUGA...**

- Has 114 games played. Needs nine games played to reach 125 in his career.
- Has 580 total tackles. Needs 20 tackles to reach 600 and 70 tackles to reach 650 in his career.
- Has seven interceptions. Needs three interceptions to reach 10 in his career.
- Has 22 passes defended. Needs three passes defended to reach 25 in his career.

### **CB BYRON MAXWELL...**

- Has 44 starts. Needs six starts to reach 50 in his career.
- Has 187 total tackles. Needs 13 tackles to reach 200 in his career.
- Has 10 interceptions. Needs five interceptions to reach 15 in his career.

### **CB BOBBY McCAIN...**

- Has 66 total tackles. Needs 34 tackles to reach 100 in his career.



## WHAT TO LOOK FOR IN 2017

### QB MATT MOORE...

- Has played in 45 games. Needs to play in five games to reach 50 in his career.
- Has 6,077 passing yards. Needs 923 passing yards to reach 7,000 in his career.
- Has 41 passing touchdowns. Needs nine passing touchdowns to reach 50 in his career.

### WR DeVANTE PARKER...

- Has 1,238 receiving yards. Needs 762 receiving yards to reach 2,000 in his career.
- Has 82 receptions. Needs 18 receptions to reach 100 in his career.
- Has seven receiving touchdowns. Needs three receiving touchdowns to reach 10 in his career.

### K CODY PARKEY...

- Has 55 field goals made. Needs 20 field goals made to reach 75 in his career.
- Has 81 extra points made. Needs 19 extra points made to reach 100 in his career.
- Has 246 points scored. Needs 4 points to reach 250 and 54 points to reach 300 in his career.

### WR KENNY STILLS...

- Has played in 63 games. Needs to play in 12 games to reach 75 in his career.
- Has 40 starts. Needs 10 starts to reach 50 in his career.
- Has 164 receptions. Needs 36 receptions to reach 200 in his career.
- Has 2,738 receiving yards. Needs 262 receiving yards to reach 3,000 in his career.
- Has 20 receiving touchdowns. Needs five receiving touchdowns to reach 25 in his career.

### DT NDAMUKONG SUH...

- Has played in 110 games. Needs to play in 15 games to reach 125 in his career.
- Has 110 starts. Needs 15 starts to reach 125 in his career.
- Extending his consecutive games started streak, which currently stands at 83. The current mark is second among all active NFL defensive tackles (Domata Peko, 112).
- Has 371 total tackles. Needs 29 tackles to reach 400 in his career.
- Has 47.0 sacks. Needs three sacks to reach 50 in his career.
- Has 26 passes defended. Needs four passes defended to reach 30 in his career.

### TE JULIUS THOMAS...

- Has 41 starts. Needs nine starts to reach 50 in his career.
- Has 2,018 receiving yards. Needs 482 receiving yards to reach 2,500 in his career.
- Has 33 receiving touchdowns. Needs seven receiving touchdowns to reach 40 in his career.
- Has two seasons with 10+ touchdown receptions. Needs 10 receiving touchdowns to become the fifth tight end in NFL history with three double-digit touchdown seasons (Antonio Gates, Jimmy Graham, Rob Gronkowski and Tony Gonzalez).

### LB LAWRENCE TIMMONS...

- Extending his consecutive games started streak, which currently stands at 101, the most by an active NFL linebacker.
- Extending his consecutive games played streak, which currently stands at 120, the most by an active NFL linebacker.
- Has played in 158 games. Needs to play in 15 games to reach 173 and move into the NFL's top 100 for all-time games played by a linebacker.
- Has 952 total tackles. Needs 48 tackles to become just the 46th NFL player since 1994 to reach 1,000 career tackles.
- Has 35.5 sacks. Needs 4.5 sacks to reach 40.0 in his career.
- Has 13 forced fumbles. Needs two forced fumbles to reach 15 in his career.
- Has 12 interceptions. Needs three interceptions to reach 15 in his career.
- Has 42 passes defended. Needs eight passes defended to reach 20 in his career.

### DE CAMERON WAKE...

- Has 96 starts. Needs four starts to reach 100 in his career.
- Has recorded 81.5 sacks in his Dolphins career. Needs 11.5 sacks to surpass Jason Taylor (92.5) for most sacks by a Dolphins player in the first nine seasons on the team.
- Has recorded five games with three-plus sacks in his career. Needs one game with three-or-more sacks to move into a tie for first place for the most games with three-plus sacks in franchise history, joining Jason Taylor (six games).
- Can become the 11th player in NFL history (since 1982) and just the third in the past 15 years (John Abraham and Julius Peppers) to record a double-digit sack season at the age of 35 or older.
- Has 276 total tackles. Needs 34 tackles to reach 300 in his career.
- Has 14 passes defended. Needs one pass defended to reach 15 in his career.
- Has 21 forced fumbles. Needs four forced fumbles to reach 25 in his career.

### RB DAMIEN WILLIAMS...

- Has played in 47 games. Needs to play in three games to reach 50 in his career.
- Has scored eight touchdowns (three rushing and five receiving). Needs two touchdowns for 10 in his career.



RB Jay Ajayi is looking to become the third player in Dolphins history to rush for 1,000 yards in consecutive seasons



## THE DOLPHINS VS. THE CHARGERS

### A DOLPHINS WIN WOULD...

- Mark Miami's 10th victory in its past 12 regular season games after it finished the 2016 season winning nine of its last 11.
- Be Miami's fourth win in its past five season openers. Miami also won its first regular season game in 2013 (23-10 at Cleveland), 2014 (33-20 vs. New England) and 2015 (17-10 at Washington).
- Improve the Dolphins' all-time record in season openers to 28-23-1.
- Give QB Jay Cutler his seventh win in a season opener and improve his career Week 1 record to 7-4.

### SERIES HISTORY

REGULAR SEASON: MIAMI LEADS 15-13  
POSTSEASON: TIED 2-2

| DATE       | GAME  |
|------------|---|
| 10/2/1966  | at San Diego 44, Miami 10                   |
| 11/12/1967 | at San Diego 24, Miami 0                    |
| 12/10/1967 | at Miami 41, San Diego 24                   |
| 11/3/1968  | at San Diego 34, Miami 28                   |
| 10/11/1969 | San Diego 21, at Miami 14                   |
| 10/15/1972 | at Miami 24, San Diego 10                   |
| 9/29/1974  | Miami 28, at San Diego 21                   |
| 10/30/1977 | San Diego 14, at Miami 13                   |
| 10/15/1978 | Miami 28, at San Diego 21                   |
| 11/20/1980 | San Diego 27, at Miami 24 (ot)              |
| 1/2/1982   | *San Diego 41, at Miami 38 (ot)             |
| 1/16/1983  | *at Miami 34, San Diego 13                  |
| 11/18/1984 | at San Diego 34, Miami 28 (ot)              |
| 9/7/1986   | at San Diego 50, Miami 28                   |
| 10/16/1988 | at Miami 31, San Diego 28                   |
| 12/15/1991 | at San Diego 38, Miami 30                   |
| 1/10/1993  | *at Miami 31, San Diego 0                   |
| 12/27/1993 | at San Diego 45, Miami 20                   |
| 1/8/1995   | * at San Diego 22, Miami 21                 |
| 11/5/1995  | Miami 24, at San Diego 14                   |
| 12/19/1999 | at Miami 12, San Diego 9                    |
| 11/12/2000 | Miami 17, at San Diego 7                    |
| 11/24/2002 | at Miami 30, San Diego 3                    |
| 10/27/2003 | Miami 26, at San Diego 10 (at Tempe, Ariz.) |
| 12/11/2005 | Miami 23, at San Diego 21                   |
| 10/5/2008  | at Miami 17, San Diego 10                   |
| 9/27/2009  | at San Diego 23, Miami 13                   |
| 10/2/2011  | at San Diego 26, Miami 16                   |
| 11/17/2013 | at Miami 20, San Diego 16                   |
| 11/2/2014  | at Miami 37, San Diego 0                    |
| 12/20/2015 | at San Diego 30, Miami 14                   |
| 11/13/2016 | Miami 31, at San Diego 24                   |

\* AFC Playoff Game



RB Damien Williams caught a touchdown and rushed for another in Miami's 31-24 win at San Diego on Nov. 13, 2016

### CONNECTIONS

#### PRO CONNECTIONS

- Chargers **DE Chris McCain** played two seasons with the Dolphins (2014-15) and appeared in 18 games with six tackles and two sacks.
- Dolphins **DE William Hayes** played with Chargers **QB Kellen Clemens** and **T Joe Barksdale** for the St. Louis Rams from 2012-13. Hayes and Barksdale also played together in 2014.
- Dolphins **CB Byron Maxwell** played with Chargers **NT Brandon Mebane** and **T Russell Okung** for the Seattle Seahawks from 2011-14. All three served as starters on Seattle's Super Bowl XLVIII championship team.
- Dolphins **QB Jay Cutler**, **G/T Jermon Bushrod**, and Chargers **C/G Matt Slauson** played together for the Bears from 2013-15. Bushrod and Slauson were the starting left tackle and guard, respectively, in the three years they spent in Chicago. Dolphins **RB Seniorise Perry** also played for the Bears in 2014 and Dolphins **Head Coach Adam Gase** served as the Bears Offensive Coordinator during the 2015 season.
- Dolphins **Wide Receivers Coach Shawn Jefferson** started his NFL career playing for the Chargers from 1991-95. In five seasons with the Chargers, Jefferson caught 162 passes for 2,141 yards and 10 touchdowns.
- Chargers **Linebackers Coach Richard Smith** served as the Dolphins Defensive Coordinator during the 2005 season, and the Dolphins ranked No. 2 in the league with 49 sacks.
- Chargers **DE Joey Bosa's** father **John Bosa** was a first round pick of the Miami Dolphins in the 1987 NFL Draft. Bosa's uncle, **Eric Kumerow**, was also a first round pick of the Miami Dolphins in 1988.

#### COLLEGE CONNECTIONS

- Dolphins **C/G Anthony Steen** played with Chargers **DT Damion Square** at Alabama from 2009-12. Dolphins **RB Kenyan Drake** also played with Square in 2012.
- Dolphins **CB Byron Maxwell** and Chargers **G/T Chris Hairston** were both part of the 2006 recruiting class at Clemson and redshirted in 2006 before playing together from 2007-10. Dolphins **DE Andre Branch** also played with Maxwell and Hairston at Clemson from 2007-11.
- Dolphins **CB Cordrea Tankersley** and Chargers **WR Mike Williams** were also part of the 2013 recruiting class at Clemson, playing together through 2016. The pair was part of the 2016 national championship team and were the first offensive and defensive players drafted from Clemson in the 2017 NFL draft.
- Dolphins **G/T Jesse Davis** played with Chargers **LB Korey Toomer** at Idaho in 2011.
- Dolphins **DE Charles Harris** played with Chargers **TE Sean Culkin** at Missouri from 2013-16.
- Dolphins **DT Ndamukong Suh** and Chargers **C/G Matt Slauson** were part of Nebraska's 2005 recruiting class and played together for the Cornhuskers from 2005-08.
- Dolphins **LB Mike Hull** played with Chargers **CB Trevor Williams** at Penn State from 2012-14.
- Four Chargers players played football for the Miami Hurricanes: **WR Travis Benjamin (2008-11)**, **S Rayshawn Jenkins (2012-16)**, **LB Denzel Perryman (2011-14) (IR)**, and **TE Asante Cleveland (2010-13) (IR)**.

#### HIGH SCHOOL/HOMETOWN CONNECTIONS

- Several Chargers players went to high school in Florida: **S Jahleel Addae** (Riverview), **WR Travis Benjamin** (Glades Central), **DE Joey Bosa** (St. Thomas Aquinas), **S Tre Boston** (North Fort Myers), **OLB Jatavis Brown** (Glades Central), **DT Corey Liuget** (Hiialeah), **RB Branden Oliver** (Southridge), **LB Denzel Perryman** (Coral Gables), **G Forrest Lamp** (Venice), **S Rayshawn Jenkins** (Admiral Farragut Academy), **TE Sean Culkin** (Christian) and **OLB Nigel Harris** (Hillsborough).



## THE DOLPHINS VS. THE CHARGERS

### SERIES FACTS (TEAM)

**MIAMI'S LARGEST MARGIN OF VICTORY:**

37 (at Miami 37, San Diego 0, 11/2/14)

**L.A. CHARGERS' LARGEST MARGIN OF VICTORY:**

34 (at San Diego 44, Miami 10, 10/2/66)

**CURRENT SERIES STREAK:**

Miami 1 (11/13/16)

**MIAMI'S LARGEST WIN STREAK:**

7 (11/5/95 - 10/5/08)

**L.A. CHARGERS' LARGEST WIN STREAK:**

2 (Six times, last: 9/27/09 - 10/2/11)

**MOST POINTS BY MIAMI:**

41 (at Miami 41, San Diego 24, 12/10/67)

**MOST POINTS BY L.A. CHARGERS:**

50 (at San Diego 50, Miami 28, 9/7/86)

**MOST POINTS, BOTH TEAMS:**

79 (San Diego 41, at Miami 38, 1/2/82 [AFC Divisional game])

**FEWEST POINTS BY MIAMI:**

0 (at San Diego 24, Miami 0, 11/12/67)

**FEWEST POINTS BY L.A. CHARGERS:**

0 (twice, last: at Miami 37, San Diego 0, 11/2/14)

**FEWEST POINTS, BOTH TEAMS:**

21 (at Miami 12, San Diego 9, 12/19/99)

### SERIES SUPERLATIVES

#### DOLPHINS

**RUSHING YARDS:**

143, Ricky Williams, at Miami, 11/24/02

**PASSING YARDS:**

338, Dan Marino, at San Diego, 11/18/84

**RECEPTIONS:**

8, five times, last: Chris Chambers, at San Diego, 12/11/05

**RECEIVING YARDS:**

143, Mark Clayton, at San Diego, 9/7/86

#### CHARGERS

**RUSHING YARDS:**

157, Dan Woods, at San Diego, 9/29/74

**PASSING YARDS:**

380, Dan Fouts, at San Diego, 11/18/84

**RECEPTIONS:**

13, Antonio Gates, at San Diego, 12/11/05

**RECEIVING YARDS:**

134, Gene Foster, at San Diego, 10/2/66

### DOLPHINS PLAYERS VS. THE CHARGERS

| PLAYER        | GP       | RECORD     | PASSING          |             |             |           |             |
|---------------|----------|------------|------------------|-------------|-------------|-----------|-------------|
|               |          |            | A-C-I            | YDS         | PCT         | TD        | RTG         |
| Jay Cutler    | 7        | 3-4        | 268-168-8        | 1872        | 62.7        | 11        | 84.7        |
| Matt Moore    | 2        | 0-0        | 30-19-1          | 188         | 63.3        | 0         | 67.1        |
| <b>TOTALS</b> | <b>9</b> | <b>3-4</b> | <b>298-187-9</b> | <b>2060</b> | <b>62.8</b> | <b>11</b> | <b>82.9</b> |

| PLAYER          | GP        | ATT       | RUSHING    |            |           |          |  |
|-----------------|-----------|-----------|------------|------------|-----------|----------|--|
|                 |           |           | YDS        | AVG        | LG        | TD       |  |
| Jay Ajayi       | 2         | 25        | 106        | 4.2        | 40        | 1        |  |
| Jay Cutler      | 7         | 19        | 67         | 3.5        | 21        | 1        |  |
| Damien Williams | 3         | 14        | 31         | 2.2        | 9         | 1        |  |
| Kenyan Drake    | 1         | 1         | 9          | 9.0        | 9         | 0        |  |
| Matt Moore      | 2         | 1         | -1         | -1.0       | -1        | 0        |  |
| <b>TOTALS</b>   | <b>15</b> | <b>60</b> | <b>212</b> | <b>3.5</b> | <b>40</b> | <b>3</b> |  |

| PLAYER          | GP        | NO        | RECEIVING   |             |            |          |
|-----------------|-----------|-----------|-------------|-------------|------------|----------|
|                 |           |           | YDS         | AVG         | LG         | TD       |
| Julius Thomas   | 7         | 29        | 461         | 15.9        | 74t        | 2        |
| Kenny Stills    | 2         | 3         | 70          | 23.3        | 39t        | 1        |
| Jarvis Landry   | 3         | 19        | 153         | 8.1         | 25         | 1        |
| DeVante Parker  | 2         | 9         | 190         | 21.1        | 56         | 0        |
| Anthony Fasano  | 7         | 9         | 86          | 9.6         | 20         | 1        |
| Damien Williams | 3         | 5         | 52          | 10.4        | 21         | 1        |
| Jay Ajayi       | 2         | 2         | 16          | 8.0         | 15         | 0        |
| MarQueis Gray   | 1         | 2         | 18          | 9.0         | 9          | 0        |
| <b>TOTALS</b>   | <b>27</b> | <b>78</b> | <b>1046</b> | <b>13.4</b> | <b>74t</b> | <b>6</b> |

| PLAYER          | GP       | KOR      | KICKOFF RETURNS |             |           |          |
|-----------------|----------|----------|-----------------|-------------|-----------|----------|
|                 |          |          | YDS             | AVG         | LG        | TD       |
| Jakeem Grant    | 1        | 2        | 54              | 27.0        | 31        | 0        |
| Damien Williams | 3        | 2        | 49              | 24.5        | 26        | 0        |
| Jarvis Landry   | 3        | 1        | 31              | 31.0        | 31        | 0        |
| <b>TOTALS</b>   | <b>7</b> | <b>5</b> | <b>134</b>      | <b>26.8</b> | <b>31</b> | <b>0</b> |

| PLAYER        | GP       | PR        | PUNT RETURNS |            |           |          |
|---------------|----------|-----------|--------------|------------|-----------|----------|
|               |          |           | YDS          | AVG        | LG        | TD       |
| Jakeem Grant  | 1        | 3         | 3            | 1.0        | 3         | 0        |
| Jarvis Landry | 3        | 7         | 71           | 10.1       | 21        | 0        |
| <b>TOTALS</b> | <b>4</b> | <b>10</b> | <b>74</b>    | <b>7.4</b> | <b>21</b> | <b>0</b> |

| PLAYER        | GP       | KICKING  |          |           |          |          |          |          |
|---------------|----------|----------|----------|-----------|----------|----------|----------|----------|
|               |          | FGM      | FGA      | LG        | XP       | XPA      | KO       | TB       |
| Cody Parkey   | 1        | 2        | 2        | 49        | 2        | 2        | 5        | 5        |
| <b>TOTALS</b> | <b>1</b> | <b>2</b> | <b>2</b> | <b>49</b> | <b>2</b> | <b>2</b> | <b>5</b> | <b>5</b> |





## THE DOLPHINS VS. THE CHARGERS



LB Kiko Alonso's 60-yard interception return with 1:01 remaining gave Miami the win in their last meeting vs. the Chargers (11/13/16)

### DOLPHINS PLAYERS VS. THE CHARGERS

| PLAYER               | DEFENSE   |            |           |            |          |           |          |          |  |
|----------------------|-----------|------------|-----------|------------|----------|-----------|----------|----------|--|
|                      | GP        | SOLO       | ASST      | SK         | INT      | PD        | FF       | FR       |  |
| Rey Mauluga          | 6         | 35         | 11        | 1.0        | 1        | 1         | 0        | 0        |  |
| Lawrence Timmons     | 5         | 20         | 7         | 0.0        | 0        | 2         | 0        | 0        |  |
| Reshad Jones         | 4         | 19         | 3         | 0.0        | 1        | 2         | 0        | 0        |  |
| Michael Thomas       | 3         | 19         | 2         | 0.0        | 0        | 1         | 0        | 0        |  |
| Alterraun Verner     | 4         | 15         | 0         | 0.0        | 1        | 3         | 0        | 1        |  |
| Nate Allen           | 2         | 11         | 5         | 0.0        | 0        | 2         | 0        | 0        |  |
| Cameron Wake         | 5         | 11         | 1         | 4.5        | 0        | 0         | 0        | 0        |  |
| Ndamukong Suh        | 3         | 9          | 2         | 1.0        | 0        | 1         | 0        | 0        |  |
| Byron Maxwell        | 2         | 9          | 0         | 0.0        | 1        | 2         | 1        | 0        |  |
| Justin March-Lillard | 1         | 8          | 1         | 0.0        | 0        | 0         | 0        | 0        |  |
| Andre Branch         | 4         | 5          | 1         | 0.5        | 0        | 1         | 0        | 0        |  |
| Kiko Alonso          | 1         | 4          | 0         | 0.0        | 1        | 1         | 0        | 0        |  |
| William Hayes        | 3         | 3          | 0         | 0.0        | 0        | 0         | 0        | 0        |  |
| Jordan Phillips      | 2         | 2          | 1         | 0.0        | 0        | 0         | 0        | 0        |  |
| Terrence Fede        | 2         | 1          | 1         | 0.0        | 0        | 0         | 0        | 0        |  |
| Anthony Fasano       | 7         | 1          | 0         | 0.0        | 0        | 0         | 0        | 0        |  |
| Walt Aikens          | 3         | 1          | 1         | 0.0        | 0        | 0         | 0        | 0        |  |
| Mike Hull            | 2         | 1          | 0         | 0.0        | 0        | 0         | 0        | 0        |  |
| John Denney          | 8         | 1          | 2         | 0.0        | 0        | 0         | 0        | 0        |  |
| <b>TOTALS</b>        | <b>67</b> | <b>175</b> | <b>38</b> | <b>7.0</b> | <b>5</b> | <b>16</b> | <b>1</b> | <b>1</b> |  |

### HOW THEY COMPARE

| MIAMI (2016) |     | CATEGORY           | LA CHARGERS |       |
|--------------|-----|--------------------|-------------|-------|
| STAT         | RNK |                    | RNK         | STAT  |
| 332.8        | 24  | Total Offense      | 22          | 249.0 |
| 218.8        | 26  | Passing Offense    | 18          | 185.0 |
| 114.0        | 9   | Rushing Offense    | 19t         | 64.0  |
| 22.7         | 17  | Scoring Offense    | 13t         | 21.0  |
| 30           | 10  | Sacks Allowed      | 3t          | 1     |
| 36.7         | 25  | Third Down Offense | 25t         | 25.0  |
| 55.3         | 15  | Red Zone Offense   | 1t          | 100.0 |
| 382.6        | 29  | Total Defense      | 17          | 321.0 |
| 242.2        | 15  | Passing Defense    | 12          | 181.0 |
| 140.4        | 30  | Rushing Defense    | 26          | 140.0 |
| 23.8         | 18  | Scoring Defense    | 22          | 24.0  |
| 33           | 19t | Sacks              | 4t          | 4     |
| 36.2         | 4   | Third Down Defense | 25t         | 53.3  |
| 56.9         | 21t | Red Zone Defense   | 18          | 60.0  |
| 25           | 11t | Takeaways          | 6t          | 2     |
| 27           | 24t | Giveaways          | 10t         | 1     |

### STATISTICAL LEADERS

| CATEGORY         | MIAMI (2016) |       | LA CHARGERS |      |
|------------------|--------------|-------|-------------|------|
|                  | PLAYER       | STAT  | PLAYER      | STAT |
| Completion Pct.  | R. Tannehill | 67.1  | P. Rivers   | 66.7 |
| Passing Yards    | R. Tannehill | 2,995 | P. Rivers   | 192  |
| Passer Rating    | M. Moore     | 105.6 | P. Rivers   | 99.6 |
| Rushing Yards    | J. Ajayi     | 1,272 | M. Gordon   | 54   |
| Yards Per Carry  | J. Ajayi     | 4.9   | M. Gordon   | 3.0  |
| Rushing TDs      | J. Ajayi     | 8     | None        |      |
| Receptions       | J. Landry    | 94    | Three tied  | 5    |
| Receiving Yards  | J. Landry    | 1,136 | T. Williams | 54   |
| Receiving TDs    | K. Stills    | 9     | Three tied  | 1    |
| Tackles          | K. Alonso    | 115   | J. Brown    | 14   |
| Sacks            | C. Wake      | 11.5  | Two tied    | 1.5  |
| Interceptions    | T. Lippett   | 4     | A. Phillips | 1    |
| Forced Fumbles   | C. Wake      | 5     | K. Toomer   | 1    |
| Special Tms Tcks | M. Thomas    | 19    | Four tied   | 1    |



## THE LAST MEETING

# 2016 - WEEK 10

NOV. 13, 2016 | SAN DIEGO, CALIF.  
 QUALCOMM STADIUM  
 ATTENDANCE: 55,107 | TV: CBS

### SCORING SUMMARY

**MIAMI 31**

**SAN DIEGO 24**

|           | 1 | 2  | 3  | 4  | F  |
|-----------|---|----|----|----|----|
| Miami     | 0 | 7  | 14 | 10 | 31 |
| San Diego | 0 | 10 | 7  | 7  | 24 |

Linebacker Kiko Alonso came up with the biggest of a series of big defensive plays in the fourth quarter to keep the Dolphins rolling.

Alonso returned an interception 60 yards for a touchdown with 1:01 left to give the Dolphins a 31-24 victory at Qualcomm Stadium. The interception after the Chargers drove to the Miami 42-yard line and appeared in position to set themselves up for a potential game-winning field goal.

The touchdown came shortly after Dolphins kicker Andrew Franks made a 27-yard field goal to tie the game at 24.

Tony Lippett also had two interceptions in the fourth quarter and Byron Maxwell added another one. Lippett's first pick came in the back of the end zone on a second-and-goal from the Miami 2-yard line.

Damien Williams and Kenny Stills, who both are from San Diego, combined for the other three Dolphins touchdowns as Miami extended its winning streak to four games.

Williams scored on a 2-yard run and an 18-yard reception, and Stills was on the receiving end of a 39-yard pass from Ryan Tannehill as the Dolphins rallied from a 10-0 deficit in a game that featured five lead changes in the second half.

The Dolphins fell behind 24-21 after a Philip Rivers touchdown pass to Tyrell Williams for 56 yards, but they answered with a 75-yard drive that featured a 56-yard completion from Tannehill to DeVante Parker.

Cameron Wake had another two sacks, giving him six in the past four games.

Jay Ajayi came up short in his quest for a fourth consecutive 100-yard rushing performance but did have some success in the second half. He was held to 16 yards on 11 attempts in the first half before busting loose for runs of 40 and 21 yards in the third quarter.

### SCORING DRIVES

| TEAM     | QTR | TIME  | PLAY (EXTRA POINT) (DRIVE INFO)                                      | MIA | SD |
|----------|-----|-------|--|-----|----|
| Chargers | 2   | 14:51 | J.Lambo 45 yd. Field Goal (7-46, 3:03)                               | 0   | 3  |
| Chargers | 2   | 7:37  | A.Gates 11 yd. pass from P.Rivers (J.Lambo kick) (9-80, 4:53)        | 0   | 10 |
| Dolphins | 2   | 2:50  | K.Stills 39 yd. pass from R.Tannehill (A.Franks kick) (9-74, 4:47)   | 7   | 10 |
| Dolphins | 3   | 12:29 | D.Williams 2 yd. run (A.Franks kick) (5-75, 2:31)                    | 14  | 10 |
| Chargers | 3   | 5:36  | H.Henry 7 yd. pass from P.Rivers (J.Lambo kick) (12-75, 6:53)        | 14  | 17 |
| Dolphins | 3   | 1:43  | D.Williams 18 yd. pass from R.Tannehill (A.Franks kick) (8-75, 3:53) | 21  | 17 |
| Chargers | 4   | 4:04  | Ty.Williams 51 yd. pass from P.Rivers (J.Lambo kick) (4-58, 1:02)    | 21  | 24 |
| Dolphins | 4   | 2:57  | A.Franks 27 yd. Field Goal (5-66, 1:07)                              | 24  | 24 |
| Dolphins | 4   | 1:01  | K.Alonso 60 yd. interception return (A.Franks kick)                  | 31  | 24 |

## GAME STATISTICS

#### RUSHING (Att-Yds-TD):

Miami: J. Ajayi 19-79, R. Tannehill 3-16, K. Drake 1-9, D. Williams 2-2-1.  
 San Diego: M. Gordon 24-70.

#### PASSING (A-C-Y-TD-I):

Miami: R. Tannehill 24-17-240-2-0.  
 San Diego: P. Rivers 44-23-326-3-4.

#### RECEIVING (Rec-Yds-TD):

Miami: J. Landry 6-53, D. Parker 5-103, K. Stills 2-47-1, M. Gray 2-18, D. Williams 1-18-1, J. Ajayi 1-1.  
 San Diego: Ty. Williams 5-125-1, M. Gordon 5-62, D. Inman 5-43, A. Gates 4-63-1, H. Henry 2-11-1, S. McGrath 1-12, G. Whalen 1-10.

#### SACKS (Sk-Yds):

Miami: C. Wake 2-11, N. Suh 0.5-3, A. Branch 0.5-3.  
 San Diego: M. Ingram 1-9.

#### INTERCEPTIONS (Int-Yds):

Miami: T. Lippett 2-0, K. Alonso 1-60-1, B. Maxwell 1-27.  
 San Diego: None.

#### FORCED FUMBLES:

Miami: None.  
 San Diego: M. Ingram 1.

#### FUMBLE RECOVERIES (No-Yds):

Miami: None.  
 San Diego: D. Stuckey 1-0.

#### TEAM STATS

|                              | MIA               | SD                |
|------------------------------|-------------------|-------------------|
| <b>First Downs</b>           | <b>17</b>         | <b>29</b>         |
| Rushing                      | 5                 | 3                 |
| Passing                      | 11                | 19                |
| Penalty                      | 1                 | 7                 |
| <b>3rd-Down Efficiency</b>   | <b>4 for 10</b>   | <b>6 for 11</b>   |
| <b>4th-Down Efficiency</b>   | <b>0 for 0</b>    | <b>0 for 0</b>    |
| <b>Total Net Yards</b>       | <b>337</b>        | <b>379</b>        |
| <b>Total Net Plays</b>       | <b>50</b>         | <b>71</b>         |
| Average Gain                 | 6.7               | 5.3               |
| <b>Net Yards Rushing</b>     | <b>106</b>        | <b>70</b>         |
| Rushes                       | 25                | 24                |
| Yards per Rush               | 4.2               | 2.9               |
| <b>Net Yards Passing</b>     | <b>231</b>        | <b>309</b>        |
| Completed - Attempted        | 17-24             | 23-44             |
| Yards per Pass Play          | 9.2               | 6.6               |
| Sacked - Yards Lost          | 1-9               | 3-17              |
| Had Intercepted              | 0                 | 4                 |
| <b>Punts - Average</b>       | <b>5-258-51.6</b> | <b>4-199-49.8</b> |
| <b>Return Yardage</b>        | <b>144</b>        | <b>66</b>         |
| Punts - Return Yards         | 3-3               | 3-45              |
| Kickoffs - Return Yards      | 2-54              | 1-21              |
| Interceptions - Return Yards | 4-87              | 0-0               |
| <b>Penalties - Yards</b>     | <b>11-81</b>      | <b>4-29</b>       |
| <b>Fumbles - Lost</b>        | <b>3-1</b>        | <b>0-0</b>        |
| <b>Red-Zone Efficiency</b>   | <b>2 for 3</b>    | <b>2 for 3</b>    |
| <b>Goal-to-Go Efficiency</b> | <b>1 for 2</b>    | <b>1 for 2</b>    |
| <b>Time of Possession</b>    | <b>27:01</b>      | <b>32:59</b>      |



## FREE AGENCY TRACKER

The Dolphins were active in the 2017 free agency market. The team re-signed nine players who ended the 2016 season with the club, while also adding another five unrestricted free agents and two players from trades. Below tracks the players the team has signed, as well as those who ended the 2016 season on the Miami roster and their current status.

### PLAYERS RETAINED OR ADDED

#### PLAYERS FROM 2016 RE-SIGNED (9)

|                 |     |  |
|-----------------|-----|--|
| Kiko Alonso     | LB  |  |
| Andre Branch    | DE  |  |
| Jermon Bushrod  | G/T |  |
| John Denney     | LS  |  |
| Mike Hull       | LB  |  |
| Anthony Steen   | C/G |  |
| Kenny Stills    | WR  |  |
| Michael Thomas  | S   |  |
| Damien Williams | RB  |  |

#### UNRESTRICTED FREE AGENTS SIGNED (5)

|                  |     |            |
|------------------|-----|------------|
| Nate Allen       | S   | Oakland    |
| Anthony Fasano   | TE  | Tennessee  |
| Ted Larsen       | C/G | Chicago    |
| T.J. McDonald    | S   | L.A. Rams  |
| Lawrence Timmons | LB  | Pittsburgh |

#### TRADE (2)

|               |    |              |
|---------------|----|--------------|
| Julius Thomas | TE | Jacksonville |
| William Hayes | DE | L.A. Rams    |

\* As of September 11, 2017

## PLAYERS FROM 2016 ROSTER NOT CURRENTLY WITH THE DOLPHINS

#### RETIRED (1)

|                |    |  |
|----------------|----|--|
| Jordan Cameron | TE |  |
|----------------|----|--|

#### UNRESTRICTED FREE AGENTS (2)

|                |    |  |
|----------------|----|--|
| Donald Butler  | LB |  |
| Mario Williams | DE |  |

#### FREE AGENTS (5)

|                   |    |  |
|-------------------|----|--|
| Isa Abdul-Quddus  | S  |  |
| Ifo Ekpre-Olomu   | CB |  |
| Dominique Jones   | TE |  |
| Spencer Paysinger | LB |  |
| Bacarri Rambo     | S  |  |

#### UNRESTRICTED FREE AGENTS LOST (3)

|                |    |         |
|----------------|----|---------|
| Jelani Jenkins | LB | Oakland |
| Dion Sims      | TE | Chicago |
| T.J. Yates     | QB | Buffalo |

#### FREE AGENTS LOST (2)

|               |    |               |
|---------------|----|---------------|
| Dion Jordan   | DE | Seattle       |
| Earl Mitchell | DT | San Francisco |

#### TRADED (1)


|                |   |              |
|----------------|---|--------------|
| Branden Albert | T | Jacksonville |
|----------------|---|--------------|



S Nate Allen




TE Anthony Fasano



DE William Hayes



C/G Ted Larsen



S T.J. McDonald



TE Julius Thomas



LB Lawrence Timmons



## MIAMI DOLPHINS 2017 DRAFT CLASS

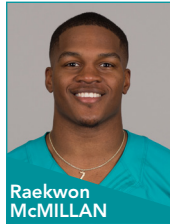
Rd 1 // Pick 22



**Charles  
HARRIS**

Missouri // DE  
6-3 // 260


Rd 2 // Pick 54



**Raekwon  
McMILLAN**

Ohio State // LB  
6-2 // 243

Rd 3 // Pick 97



**Cordrea  
TANKERSLEY**

Clemson // CB  
6-1 // 200

Rd 5 // Pick 164



**Isaac  
ASIATA**

Utah // G  
6-3 // 323

Rd 5 // Pick 178



**Davon  
GODCHAUX**

LSU // DT  
6-4 // 299

Rd 6 // Pick 194



**Vincent  
TAYLOR**

Oklahoma State // DT  
6-3 // 310

Rd 7 // Pick 237



**Isaiah  
FORD**

Virginia Tech // WR  
6-2 // 195

## MIAMI DOLPHINS 2017 UNDRAFTED ROOKIE CLASS



**Chase  
ALLEN**

Southern Illinois // LB  
6-4 // 241




**Matt  
HAACK**

Arizona State // P  
6-1 // 185




**Malcolm  
LEWIS**

Miami (Fla.) // WR  
5-10 // 190




**Cameron  
MALVEAUX**

Houston // DE  
6-6 // 270



**Torry  
McTYER**

UNLV // CB  
6-0 // 195



**Drew  
MORGAN**

Arkansas // WR  
6-0 // 193




**De'Veon  
SMITH**

Michigan // RB  
5-11 // 228



**Eric  
SMITH**

Virginia // T  
6-5 // 300



**Maurice  
SMITH**

Georgia // S  
6-0 // 195



## HARD ROCK STADIUM MODERNIZATION



Hard Rock Stadium is a global entertainment destination that encompasses art, culture, some of the best food in the region, diversity, an elevated fan experience and the best Miami has to offer. The venue serves as home to the Miami Dolphins, University of Miami football team, Orange Bowl, Super Bowl LIV and the 100th anniversary of the NFL, College Football Playoff Semifinals, major concerts, international soccer and a host of world-class events. This multi-purpose, open-air complex is in the midst of a multi-year, \$500 million renovation to enhance the fan experience. The modernization is being privately funded by Stephen Ross.



## #ARTUNEXPECTED

Goldman Global Arts and the Miami Dolphins collaborated to transform Hard Rock Stadium into a vibrant, monumental public art experience. Highlighting 18 artists from ten countries, the landmark mural project looks to create an artistic legacy and cement Hard Rock Stadium as an iconic, world class, cultural venue of Miami.

The collection at Hard Rock Stadium is one of the world's largest street art museums, curated by Goldman Global Arts. The exceptional line-up of international artists brings a variety of techniques and styles together to create a jaw-dropping tapestry of urban art contained in a single location.





## HARD ROCK STADIUM MODERNIZATION

### NEW SEATING PRODUCTS

Hard Rock Stadium's modernization included doubling unique seating experiences from 8 to 16. Some of the newest seating products include:


**The 72 Club:** The 598 seats in the 72 Club take the premium seating experience to another level. It's the most luxurious seating experience in all of South Florida sports and entertainment. Seats are double-padded, have 11 inches more legroom and are located at midfield. At any point in-game, guests are able to walk on the field on their way to a private club designed by the Rockwell Group.



**Living Room Boxes:** Hard Rock Stadium created four-person private Living Room Boxes. Located on the 35-yard line and within the Atos Club presented by Dell EMC and Ford Field Clubs in the end zones, Living Room Boxes are the biggest, most comfortable seats in the stadium. These boxes give guests the ability to watch replays and highlights on their own private screens.

**Hyundai Club:** The Hyundai Club is a club located between the 30-yard lines on the north side that offers wider, padded seats. The club is designed by the Rockwell Group.

**Corner Terraces:** The 100 level Corner Terraces provide a unique social experience where guests can watch the game from a high-top table and comfortable swivel chairs. Corner Terraces provide guests the enjoyment of sitting with family or friends without being confined to a row of seats.



### PHASE I

Phase I of the project that was completed for the 2015 season changed every seat in the stadium, rebuilt the concourses on the 100 and 300 levels, reduced capacity from 76,018 to 64,767, moved seats 25 feet closer to the field on the north and south sidelines, introduced five new premium spaces and allowed fans to enjoy improved food, enhanced concourses and 16 new restroom facilities throughout the venue.

Hard Rock Stadium's renovation stands apart in enhancing every fan experience. In delivering a new caliber of luxury, Phase I introduced The NINE hosted by Aston Martin Residences Miami, The 72 Club, the Hyundai Club, Ford Field Club and the Atos Club presented by Dell EMC.

For the everyday fan, new seating experiences debuted in the corner terraces, providing a unique social experience where guests watch the game from a half-round table and comfortable swivel chairs. Corner Terraces provide guests the enjoyment of sitting with family or friends without being confined to a row of seats.

**The NINE hosted by Aston Martin Residences Miami:** The NINE hosted by Aston Martin Residences Miami are nine open-air suites between the 30-yard lines that connect to a private club designed by the Rockwell Group. The NINE offers the best view of the field with the convenience of a private club.





## HARD ROCK STADIUM MODERNIZATION

### PHASE II

For the 2016 season, a state-of-the-art canopy was installed that keeps as many as 92 percent of fans in the shade and protected from the rain along with four giant high-definition video boards.

On Aug. 17, 2016, the Miami Dolphins christened the second phase of the renovation with a landmark 18-year naming rights agreement with Hard Rock International to name the newly renovated facility Hard Rock Stadium.

#### Video Boards

- Four 1,472-inch screens in each corner of the stadium for a total of 22,400 sq. ft. – the largest in the AFC East (compared to 12,000 total square footage in old stadium).
- A total of 18 million LEDs will showcase game day on the boards.
- High-definition picture positioned for easy sightlines for every fan.

**Miami Dolphins**  
TOTAL: 22,400 SQ. FT.



**NEW YORK JETS**  
TOTAL: 14,160 SQ. FT.



**BUFFALO BILLS**  
TOTAL: 12,253 SQ. FT.



**NEW ENGLAND PATRIOTS**  
TOTAL: 11,306 SQ. FT.



#### SHADE CANOPY

- Shades approximately 92 percent of fans (increase from 17 percent in old stadium).
- The shade canopy is approximately 626,000 square feet [14.37 acres] and is comprised of 17,000 tons of steel.
- Covering the remainder of the canopy area [94,000 square feet] immediately adjacent to the ocular over the field is a translucent material called ETFE. This material provides supplemental light in the bowl while reducing solar heat.
- Four spires rise an additional 200 feet above the roof surface achieving a total height of 357 feet from the ground. Several steel cables secured at the top of each spire will be extended to the roof to provide additional structural support. Cable diameters range between 3.5" to 5.5" in diameter.

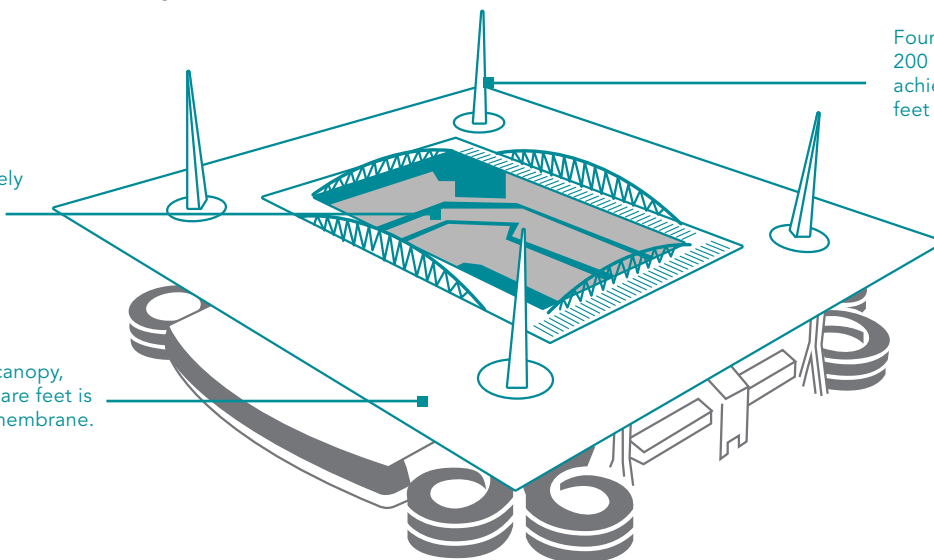
#### FIELD FACTS

- First team in the NFL to use Paspalum Platinum (shorter versions are Platinum TE or TE). The TE species works well in warm climates with growth not hindered in shade.
- Texture: Courser, thicker grass
- Feel: TE is thicker and lusher so there is a difference in feel and cushion in footing
- Sustainability: More shade tolerance
- Growth: TE grows aggressively and requires less nitrogen in the fertilizer than Bermuda.
- Color Variation: TE is a lighter green shade.

Shades approximately 92 percent of fans (increase from 17 percent currently).

The main area of canopy, some 530,000 square feet is a single ply TPO membrane.

Four Spires rise an additional 200 feet above the roof surface achieving a total height of 357 feet from the ground





## HARD ROCK STADIUM MODERNIZATION

### ALL NEW BANKUNITED CLUB LEVEL

The 2017 renovation brought additional luxury to the midsection of the stadium, renovating the BankUnited Club Level.

- Hard Rock Stadium's 147 suites were completely renovated during the 2016-2017 offseason. These suites offer luxury and comfort in the ultimate setting to watch any event.
- Suites vary in size from 10 seats up to 50 seats offering air conditioning and NFL Sunday Ticket, multi-feed sound systems, refrigerators, ice-makers and private telephone services.
- Suite attendants provide personal service in each suite during the games. Centerplate caters the suites with a wide-variety of food and beverages from which to choose.

New in 2017, Hard Rock Stadium features Theatre Boxes on the BankUnited Club Level. These 4-6 person individual boxes are located in a shared suite environment with inclusive food and beverage. Hard Rock Stadium also debuted four new corner clubs, – including the new UHealth, University of Miami Health System Cornerstone Club – giving suite members access to the corner's interior space and bar.



### PHASE III

Unveiled in 2017 are remodeled, modernized suites throughout the stadium offering a more intimate club space on the BankUnited Club Level with improved amenities and food, as well as the addition of theatre boxes and four new corner clubs.

Phase III of the renovation brought new party terraces on the 300 level of Hard Rock Stadium. These party terraces have a bar that services guests on the concourse, as well as a double-sided bar with awesome views of the field. Each corner includes two semi-private spaces that each can hold up to 100 people – creating a new experience for a total of 800 guests per event. The Dolphins additionally have made a commitment to donate a party terrace of 100 military tickets each game to local troops serving our country.

Throughout Phase III of the renovation, the exterior of the facility saw enhancements in the redesign of the parking lots and landscaping.

### A NEW LUXURY PARTNERSHIP

Hard Rock Stadium has attracted world-renowned iconic brands to the space, including a great partnership with Aston Martin Residences Miami. Luxury real estate company G&G Business Developments and the Miami Dolphins announced a long-term partnership to rename The NINE hosted by Aston Martin Residences at 300 Biscayne Boulevard Way.

During the Phase III renovations, The NINE also received new teak flooring, enhancing the most luxurious atmosphere in sports to create the feel of watching a game from the back of a yacht.







## MIAMI DOLPHINS IN THE COMMUNITY

### MIAMI DOLPHINS TO TAKE POPULAR DIGITAL SHOW TO HIGH SCHOOLS ACROSS MIAMI-DADE AND BROWARD COUNTIES AS PART OF "THE AUDIBLE: FOOTBALL FRIDAYS"

**Miami, Fla.** – The Miami Dolphins announced they will travel to high school games across Miami-Dade and Broward counties as part of "The Audible: Football Fridays." The 30-minute pregame show will be hosted by former Dolphins alumni Kim Bokamper and Joe Rose. The social and interactive program will promote high school football in both counties, talk about the upcoming Dolphins game and will be available on Facebook Live, Periscope and YouTube.

"The Miami Dolphins are committed to celebrating football throughout South Florida and we feel that bringing The Audible to these Friday night contests will help spotlight the character, leadership and teamwork associated with this great game," Miami Dolphins Senior Vice President for Communications & Community Affairs Jason Jenkins said. "We are excited to partner with the Greater Miami Athletic Conference and Broward County Athletic Association and look forward to an exciting year."

"The Audible: Football Fridays" kicked off on Aug. 25 with the second annual Best of Dade vs. Best of Broward games, featuring Deerfield vs. Carol City and Cardinal Gibbons vs. Miami Southridge at Traz Powell Stadium and conclude with the Dade vs. Broward All Star Game, presented by Broward College. In between these contests, fans will have the chance to hear analysis, discussion and insight on a diverse set of games in the area.

"The Broward County Athletic Association is super excited to launch this new initiative with the Miami Dolphins," Broward County Athletic Director Shawn Cerra said. "Together, we are creating an opportunity to emphasize the importance of sportsmanship while showcasing the phenomenal football players, teams and coaches within the South Florida area. This is just another example of the innovative partnership we have built over the past decade."

"Miami Dade County Public Schools welcomes the opportunity to collaborate with the Miami Dolphins organization to enrich the lives of our students," Miami-Dade County Public Schools Assistant Superintendent Stafford Cone said. "This interactive program will provide a platform to further build students' character and highlight their rich athletic talents. The use of social media will provide participants a communications channel to enhance, promote and voice support within our community."

#### "THE AUDIBLE: FOOTBALL FRIDAYS" HIGH SCHOOL GAMES

| DATE     | TIME      | GAME  | LOCATION                        |
|----------|-----------|---|---------------------------------|
| 8/25     | 7:30 p.m. | Deerfield Beach at Carol City                               | Traz Powell Stadium             |
| 9/1      | 7:30 p.m. | Southridge vs. North Miami                                  | Ronald L. Book Athletic Stadium |
| 9/8      | 7:30 p.m. | Edison at Norland   | Cancelled due to Hurricane Irma |
| 9/22     | 7:30 p.m. | Booker T. Washington at Northwestern                        | Traz Powell Stadium             |
| 10/6     | 7 p.m.    | Coral Springs at Stoneman Douglas                           | Stoneman Douglas High School    |
| 10/13    | TBD       | Coral Park at Coral Gables                                  | Coral Gables High School        |
| 10/20    | 7 p.m.    | Hollywood Hills at Nova                                     | Nova High School                |
| 10/27    | 7:30 p.m. | Hallandale at American Heritage                             | American Heritage               |
| 11/3     | 7 p.m.    | Miramar at St. Thomas Aquinas                               | St. Thomas Aquinas              |
| 11/12/18 | TBD       | Dade vs. Broward All-Star Game presented by Broward College | TBD                             |



Joe Rose and Kim Bokamper host The Audible: Football Friday and were joined by Dolphins CB Jordan Lucas and SVP of Alumni Relations and Dolphins alumni Nat Moore



## MIAMI DOLPHINS IN THE COMMUNITY



*WR Kenny Stills putts during the Fins Weekend Golf Tournament*

### MIAMI DOLPHINS FOUNDATION GIVES BACK TO EDUCATION THROUGH FINS WEEKEND

**MIAMI** -- The Miami Dolphins Foundation hosted the 21st annual Fins Weekend on May 20-21, 2017, complete with golfing, fishing and parties amid the largest gathering of players, coaches, alumni and cheerleaders to give back to education in Miami Gardens, Fla.

The signature charity event welcomed several new additions this year, from changes in venue and locale to enhanced fan experiences and added player access and involvement. Proceeds from the event weekend, through the educational pillar of the Miami Dolphins Foundation, benefit City Year Miami, an education-focused nonprofit organization that partners with public schools to help keep students on track to graduate.

"The Dolphins commitment to the community flourishes during this annual event, with the entire organization coming together to truly embrace this cause for education," Fins Weekend Chair Jeff Peck said.

The festivities begin early Friday morning with the Fins Weekend Golf Tournament at Miami Beach Golf Club. Threesomes golfed with a Miami Dolphins current or former player or coach. Team Waste Management of James Bonillo, Matt Redmond and Brandon White with Dolphins QB Brandon Doughty took home the priceless first place prize – a flight on the team charter a 2017 Miami Dolphins away game.

After the golf tournament, participants reveled in the Fins Friday Night Party presented by South Florida Ford and Hook & Tackle. Guests gathered at Marine Stadium to enjoy a live band, local food, games, live auction and a fireworks show.

Saturday kicked off with the Fins Weekend Fishing Tournament when more than 50 boats took to the seas angling to capture the largest kingfish, dolphin, wahoo and tuna.

Fans this year at the Weigh-In presented by Hooters South Florida enjoyed members of the Miami Dolphins rookie class on site to sign autographs, as well as double the opportunities to give back to the Miami Dolphins Foundation through a garage sale of team items, including player-issued apparel and unique Miami Dolphins knickknacks.

The weekend of festivities commenced with the Fins Weekend Champions Celebration at Rickenbacker Marina where Mark Bonutti was recognized as the top junior angler (10.7lbs kingfish). Martin McKinney caught the largest kingfish weighing in at 32.5lbs, Miami Dolphins TE Anthony Fasano hauled in the largest dolphin (19.9lbs), Mark Baniewicz for the largest wahoo (29.6lbs) and Miami Dolphins LB Mike Hull captured the largest tuna (27.4lbs). Rounding out the awards podium are first place finishers Jim Castle, Dolphins P Matt Darr, Reggie Dickens, Hull, Martin McKinney and Fran Walenta on boat Getcha Some, capturing a total of 108.8lbs of fish. They join the Waste Management golf team on the Dolphins charter to an away game.

"Fins Weekend is about the Dolphins as an organization coming together -- all of the players, coaches, staff, alumni and cheerleaders -- to support education," Miami Dolphins Foundation Executive Director Jennifer Jehn said. "City Year Miami is making a difference in the lives of young people in Miami Gardens, and we're proud to support this community. Amid the golfing, fishing and parties, the event is centered around a greater cause of making a true impact in education."

The Dolphins have made a commitment to help young people who are working to transform education in Miami Gardens through a four-year, \$1 million partnership with City Year Miami, sponsoring programs at Miami Carol City and Miami Norland Senior high schools.

"We appreciate the time, talent and treasure generously donated by the Miami Dolphins, which demonstrates their commitment to City Year Miami's important mission," City Year Miami Executive Director & Vice President Keith Fletcher said. "The Dolphins investment in our work at Carol City and Norland Senior high schools has helped City Year support teachers and bolster student achievement over the past three years."

For further information, please visit [FinsWeekend.com](http://FinsWeekend.com).



## DOLPHINS RADIO

### CEFALO, GRIESE, ROSE AND BOKAMPER RETURN ON MIAMI DOLPHINS RADIO NETWORK IN 2017

On May 19, 2016, the Miami Dolphins announced a multi-year radio broadcast rights partnership with Miami's Sportsradio 560 WQAM, with the station becoming the official English flagship radio partner of the franchise. In addition, all Dolphins games are simulcast on KISS 99.9 FM "South Florida's NEW Country" and feature expanded pre-, halftime and postgame shows. The games also can be heard on Dolphins.com and throughout South and Central Florida on a variety of stations that make up the Miami Dolphins Radio Network.

The Dolphins previously had their games broadcast on Miami's Sportsradio 560 WQAM during the 1997-2004 and 2007-09 seasons.



Bob Griese, Joe Rose and Jimmy Cefalo



As part of the agreement, Sportsradio 560 WQAM has the English radio broadcast rights for all preseason, regular season and playoff games. Dolphins fans who tune into Miami's Sportsradio 560 WQAM have the opportunity to listen to live broadcasts of Head Coach Adam Gase's day-after-game press conferences and "Dolphins Friday," a day of Dolphins-centric content on the station featuring interviews with players, coaches and team executives. Additionally, CBS Radio Miami promotes Miami Dolphins Foundation and community initiatives across multiple platforms.



The preseason English radio broadcast team on Sportsradio 560 WQAM consists of three Dolphins alumni in the booth. Former wide receiver Jimmy Cefalo handles the play-by-play duties with former tight end Joe Rose and, for select games, former Hall of Fame defensive end Jason Taylor providing the game analysis. During the regular season, Cefalo and Rose are joined by former Hall of Fame quarterback Bob Griese serving as an analyst with former Dolphins Pro Bowl linebacker/defensive end Kim Bokamper reporting from the sidelines.



Univision Deportes Radio 1140 AM is the Dolphins official Spanish radio broadcast partner for all preseason, regular season and playoff games. Raul Striker Jr. handles play-by-play duties with Eduardo Martell as a color analyst. WQBA 1140 AM additionally airs a pregame show and postgame show.

The following is a list of radio stations on The Miami Dolphins Radio Network in 2017 (as of printing):

#### 2017 MIAMI DOLPHINS RADIO NETWORKS

| LOCATION                  | NETWORK      | LOCATION        | NETWORK                        |
|---------------------------|--------------|-----------------|--------------------------------|
| Fort Lauderdale           | WQAM 560 AM  | Miami           | KISS 99.9 FM                   |
| Fort Lauderdale           | KISS 99.9 FM | Miami           | WQBA 1140 AM                   |
| Fort Lauderdale (Spanish) | WQBA 1140 AM | Orlando         | ESPN 580 AM                    |
| Fort Myers                | WRXK 96.1 FM | Port St. Lucie  | WPSL AM 1590                   |
| Key West                  | WKWF 1600 AM | West Palm Beach | ESPN 106.3 FM                  |
| Miami                     | WQAM 560 AM  | West Palm Beach | ESPN Deportes 760 AM (Spanish) |
| Miami                     | WQAM 560 AM  | West Palm Beach | ESPN Deportes 760 AM (Spanish) |



## HALL OF FAME DEFENSIVE END/LINEBACKER JASON TAYLOR

Defensive end Jason Taylor was elected to the Pro Football Hall of Fame on Feb. 4, 2017 and inducted into the Hall of Fame on Aug. 5, 2017.

### JASON TAYLOR BY THE NUMBERS

- 2** One of two Dolphins defenders to be elected to the Hall of Fame, joining Nick Buoniconti.
- 3** First-team All-Pro selections (2000, 2002, 2006). He also earned a second-team All-Pro selection in 2001.
- 5** One of five Dolphins to be elected to the Hall of Fame in his first year of eligibility, joining Don Shula, Dan Marino, Jim Langer and Paul Warfield.
- 6** Pro Bowl selections in his career (2000, 2002, 2004-07).
- 6** Number of double-digit sack seasons in his 15-year NFL career.
- 9** Touchdowns scored in his career - all with Miami. Six were scored via fumble return and the other three were on interception returns. It's the highest number of touchdowns in NFL history by a player who was primarily a defensive lineman or linebacker.
- 10** One of 10 defensive linemen to ever be elected to the Hall of Fame in his first year of eligibility, joining Joe Greene, Deacon Jones, Bob Lilly, Gino Marchetti, Merlin Olsen, Warren Sapp, Bruce Smith, Randy White and Reggie White.
- 11.5** The most number of career sacks he had on an individual quarterback, New England's Tom Brady.
- 26** Number of multi-sack games in his 15-year NFL career.
- 29** Number of opponent fumble recoveries in his career, tying the NFL record with Jim Marshall.
- 30** Total number of teams he recorded at least 0.5 sack against in his career. The only two teams he didn't record a sack against were Kansas City and the New York Giants.
- 70** Total number of different quarterbacks that he sacked in his 15-year NFL career.
- 99** Total passes defended, the most by an NFL defensive lineman since the stat became official in 1994.
- 139.5** Total number of sacks in his 15-year NFL career, which is a Dolphins team record and ranks No. 7 in NFL history.
- 2006** The year he won the NFL's Defensive Player of the Year award when he recorded 13.5 sacks, nine forced fumbles, two fumble recoveries and two interceptions.
- 2007** The year he won the NFL's Walter Payton Man of the Year Award, the only league honor that recognizes both on-field and off-field contributions.





## DEPTH CHART

| OFFENSE |    |                      |           |                       |    |                     |    |                      |
|---------|----|----------------------|-----------|-----------------------|----|---------------------|----|----------------------|
| POS     | NO | NAME (GP/GS)         | NO        | NAME (GP/GS)          | NO | NAME (GP/GS)        | NO | NAME (GP/GS)         |
| WR      | 10 | Kenny Stills (0/0)   | 88        | Leonte Carroo (0/0)   |    |                     |    |                      |
| LT      | 67 | Laremy Tunsil (0/0)  | 79        | Sam Young (0/0)       |    |                     |    |                      |
| LG      | 65 | Anthony Steen (0/0)  | 77        | Jesse Davis (0/0)     |    |                     |    |                      |
| C       | 51 | Mike Pouncey (0/0)   | 64        | Jake Brendel (0/0)    |    |                     |    |                      |
| RG      | 74 | Jermon Bushrod (0/0) | <u>68</u> | Isaac Asiata (0/0)    |    |                     |    |                      |
| RT      | 70 | Ja'Wuan James (0/0)  | <u>71</u> | Eric Smith (0/0)      |    |                     |    |                      |
| TE      | 89 | Julius Thomas (0/0)  | 80        | Anthony Fasano (0/0)  | 48 | MarQueis Gray (0/0) |    |                      |
| QB      | 6  | Jay Cutler (0/0)     | 8         | Matt Moore (0/0)      |    |                     |    |                      |
| RB      | 23 | Jay Ajayi (0/0)      | 26        | Damien Williams (0/0) | 32 | Kenyan Drake (0/0)  | 34 | Senorise Perry (0/0) |
| WR      | 14 | Jarvis Landry (0/0)  |           |                       |    |                     |    |                      |
| WR      | 11 | DeVante Parker (0/0) | 19        | Jakeem Grant (0/0)    |    |                     |    |                      |

| DEFENSE |    |                        |           |                            |           |                          |    |                   |
|---------|----|------------------------|-----------|----------------------------|-----------|--------------------------|----|-------------------|
| POS     | NO | NAME (GP/GS)           | NO        | NAME (GP/GS)               | NO        | NAME (GP/GS)             | NO | NAME (GP/GS)      |
| DE      | 50 | Andre Branch (0/0)     | <u>90</u> | Charles Harris (0/0)       | 78        | Terrence Fede (0/0)      |    |                   |
| DT      | 93 | Ndamukong Suh (0/0)    | <u>56</u> | Davon Godchaux (0/0)       |           |                          |    |                   |
| DT      | 97 | Jordan Phillips (0/0)  | <u>96</u> | Vincent Taylor (0/0)       |           |                          |    |                   |
| DE      | 91 | Cameron Wake (0/0)     | 95        | William Hayes (0/0)        |           |                          |    |                   |
| LB      | 47 | Kiko Alonso (0/0)      | <u>59</u> | Chase Allen (0/0)          |           |                          |    |                   |
| LB      | 45 | Mike Hull (0/0)        | 58        | Rey Mauluga (0/0)          |           |                          |    |                   |
| LB      | 94 | Lawrence Timmons (0/0) | 53        | Justin March-Lillard (0/0) |           |                          |    |                   |
| CB      | 41 | Byron Maxwell (0/0)    | 28        | Bobby McCain (0/0)         | <u>30</u> | Cordrea Tankersley (0/0) | 35 | Walt Aikens (0/0) |
| CB      | 25 | Xavien Howard (0/0)    | 42        | Alterraun Verner (0/0)     | <u>33</u> | Torry McTyer (0/0)       |    |                   |
| S       | 20 | Reshad Jones (0/0)     | 31        | Michael Thomas (0/0)       |           |                          |    |                   |
| S       | 29 | Nate Allen (0/0)       | <u>27</u> | Maurice Smith (0/0)        |           |                          |    |                   |

| SPECIAL TEAMS |           |                    |           |                    |    |                       |    |                      |
|---------------|-----------|--------------------|-----------|--------------------|----|-----------------------|----|----------------------|
| POS           | NO        | NAME (GP/GS)       | NO        | NAME (GP/GS)       | NO | NAME (GP/GS)          | NO | NAME (GP/GS)         |
| K             | 1         | Cody Parkey (0/0)  |           |                    |    |                       |    |                      |
| P             | <u>16</u> | Matt Haack (0/0)   |           |                    |    |                       |    |                      |
| KO            | 1         | Cody Parkey (0/0)  | <u>16</u> | Matt Haack (0/0)   |    |                       |    |                      |
| H             | <u>16</u> | Matt Haack (0/0)   |           |                    |    |                       |    |                      |
| LS            | 92        | John Denney (0/0)  |           |                    |    |                       |    |                      |
| KOR           | 19        | Jakeem Grant (0/0) | 32        | Kenyan Drake (0/0) | 26 | Damien Williams (0/0) | 34 | Senorise Perry (0/0) |
| PR            | 19        | Jakeem Grant (0/0) | 32        | Kenyan Drake (0/0) |    |                       |    |                      |

*Underlined players are rookies  
\* Did not play last week due to injury*



## PROJECTED CONTRIBUTORS: OFFENSE

QB 6



**JAY CUTLER | 6-3 | 231 | VANDERBILT**

- **LAST GAME:** at N.Y. Giants (11/20): 17-for-30 for 252 yds, 1 TD, 1 INT
- Holds nearly every Bears passing record with 23,443 passing yards and an 85.2 passer rating in eight seasons in Chicago.
- His 208 career TD passes are ninth among active NFL quarterbacks.

**MATT MOORE | 6-3 | 219**

QB 8



- Is 223-of-350 (63.7 pct.) for 2,754 yds., 21 TDs, 9 INTs and a 97.3 rating in past 13 starts, dating back to 2011 (incl. postseason).
- Second in NFL with 118.8 passer rating in the red zone in 2016 (min. 6 attempts).

RB 23



**JAY AJAYI | 6-0 | 223 | BOISE STATE**

- **LAST GAME:** at Pittsburgh (WC): 16 att. for 33 yds. (2.1 avg.)
- His 1,272 rushing yards in 2016 were third in team history.
- Had 3 of team's top 6 all-time single-game rushing performances in 2016.
- Selected to play in his first Pro Bowl following the 2016 season.

**DAMIEN WILLIAMS | 5-11 | 224**

RB 26



- Had 6 TDs in 2016 (three rushing and three receiving), which shattered his previous career best of one.
- His 249 receiving yards were fifth-most on the team in 2016 and his 23 receptions are sixth-best.

WR 14



**JARVIS LANDRY | 5-11 | 208 | LSU**

- **LAST GAME:** at Pittsburgh (WC): 11 rec. for 102 yds. (9.3 avg.)
- Tied with Odell Beckham for most rec. in first 3 years of NFL career (288).
- His 94 receptions in 2016 were second in single-season team history.
- Is one of six Dolphins to ever post back-to-back 1,000-yard receiving seasons.

**KENYAN DRAKE | 6-1 | 211**

RB 32



- In 2016, became first Dolphins player with two kickoff returns for 70-plus yards since Ted Ginn in 2009.
- His three career touchdowns were from 96 (kickoff), 45 (rushing) and 7 (rushing) yards out.

WR 10



**KENNY STILL | 6-1 | 196 | OKLAHOMA**

- **LAST GAME:** at Pittsburgh (WC): 5 rec. for 82 yds. (16.4 avg.)
- Set a new career high with nine touchdowns last season
- Third in the NFL with a 17.3 yards per reception average in 2016.
- First Dolphins WR since 1986 with three 50-plus yard TDs in same season.

WR 11



**DeVANTE PARKER | 6-3 | 212 | LOUISVILLE**

- **LAST GAME:** at Pittsburgh (WC): 4 rec. for 55 yds. (13.8 avg.)
- Has 31 rec. for 441 yards (14.2 avg.) and 3 TDs in past 8 reg. season gms.
- Averages 15.1 yards per reception during his career.
- Led all rookies in 2015 with a 19.0 yards per reception average.

**SENIORISE PERRY | 6-0 | 210**

RB 34



- Spent 11 games on Dolphins practice squad in 2016.
- Played in all 16 games for Chicago in 2014.
- Has 10 career special teams tackles.

TE 89



**JULIUS THOMAS | 6-5 | 262 | PORTLAND STATE**

- **LAST GAME:** at Detroit (11/20): 3 rec. for 12 yds. (4.0 avg.)
- Is second among tight ends with 33 TD receptions since 2013.
- Caught a TD in four straight games last year.
- Tied for NFL TE lead with 12 TD receptions in 2014.

**LEONTE CARROO | 6-1 | 215**

WR 88



- Caught first career touchdown on a 15-yard reception vs. San Francisco on 11/27/16.
- Selected in the third round (86th overall) of the 2016 NFL draft by Miami.
- Rutgers all-time career leader with 29 receiving TDs.

LT 67



**LAREMY TUNSIL | 6-5 | 318 | MISSISSIPPI**

- **LAST GAME:** at Pittsburgh (WC): Started at left guard
- Became first player in team history to start at least one game at both guard and tackle in his rookie season in 2016
- Allowed just 1.5 sacks in 14 games as a rookie in 2016.

LG 65



**ANTHONY STEEN | 6-4 | 320 | ALABAMA**

- **LAST GAME:** at Pittsburgh (WC): Played but did not start.
- Started seven games at center in 2016.
- Committed just two penalties and did not allow a sack in 2016.
- Won two national championships at Alabama.

**JAKEEM GRANT | 5-7 | 169**

WR 19



- Caught four passes for 141 yds. (35.3 avg.) including a 65-yard TD in final preseason game at Minnesota (8/31).
- Shifted from slot to outside receiver in 2017.
- All-time leading receiver in Texas Tech history (3,289 yards).

C 51



**MIKE POUNCEY | 6-5 | 298 | FLORIDA**

- **LAST GAME:** vs. New England (1/1): Played but did not start.
- Team went 4-1 and averaged 154.4 rushing yards per game in his five games in 2016.
- Three-time Pro Bowl selection (2013-15)

**ANTHONY FASANO | 6-4 | 258**

TE 80



- Among all-time Dolphins tight ends leaders, he is second in TDs (23), third in receptions (177) and third in receiving yds. (2,104).
- Started 76 games in five seasons with Miami (2008-12).
- Played in 38 consecutive games dating back to 2014.

RG 74



**JERMON BUSHROD | 6-5 | 318 | TOWSON**

- **LAST GAME:** at Pittsburgh (WC): Started at right guard.
- Played in 124 career games with 112 starts.
- Did not allow a penalty or sack in last four games of 2016.
- Two-time Pro Bowl selection (2011 and 2012).

**MARQUEIS GRAY | 6-4 | 263**

TE 48



- Started in the AFC Wild Card game at Pittsburgh last year.
- Has played in 45 career games with 14 starts for Cleveland (2013), Minnesota (2014), Buffalo (2014-15) and Miami (2016-17).

RT 70



**JA'WAN JAMES | 6-6 | 307 | TENNESSEE**

- **LAST GAME:** at Pittsburgh (WC): Started at right tackle.
- Started every game at right tackle for the Dolphins in 2016.
- Did not allow a sack in the last 11 games of the 2016 season.
- Was a first-round pick (19th overall) by Miami in the 2014 NFL draft.



## PROJECTED CONTRIBUTORS: DEFENSE

DE 91



**CAMERON WAKE | 6-3 | 263 | PENN STATE**

- **LAST GAME:** at Pittsburgh (WC): 6 tackles (3 solo), 1 QBH.
- Second in Dolphins history with 81.5 career sacks.
- Since Week 6 of 2016, he's tied for second in the NFL in sacks (10.5)
- Five-time Pro Bowl selection (2010, 2012-14, 2016).

DT 93



**NDAMUKONG SUH | 6-4 | 305 | NEBRASKA**

- **LAST GAME:** at Pittsburgh (WC): 4 solo tackles, 1 sack, 1 QBH.
- Second-most sacks by an NFL defensive tackle since 2010 (47.0).
- Set a career high with 72 tackles (41 solo) last year.
- Five-time Pro Bowl selection (2010, 2012-14, 2016).

DT 97



**JORDAN PHILLIPS | 6-6 | 335 | OKLAHOMA**

- **LAST GAME:** at Pittsburgh (WC): 3 tackles (2 solo), 2 TFL.
- Played a pivotal role on four turnovers or scoring plays last year, providing pressure on a Steelers interception, causing havoc on a Seahawks fumble, blocking an Arizona PAT and recording an interception vs. the N.Y. Jets.

DE 50



**ANDRE BRANCH | 6-5 | 263 | CLEMSON**

- **LAST GAME:** at Pittsburgh (WC): 1 solo tackle.
- Has 38 tackles (23 solo), 4.5 sacks, 11 QBHs, 1 FF and 7 TFL since being inserted as a starter in Week 6 last year.
- Set a career high with 49 tackles (27 solo) in 2016.

LB 47



**KIKO ALONSO | 6-3 | 239 | OREGON**

- **LAST GAME:** at Pittsburgh (WC): 6 tackles (1 solo).
- Ninth in the AFC with 115 total tackles (69 solo) in 2016.
- Tied for first in NFL with four fumble recoveries in 2016.
- Moved from middle linebacker to outside linebacker in 2017.

LB 45



**MIKE HULL | 6-0 | 232 | PENN STATE**

- **LAST GAME:** at Pittsburgh (WC): 1 special teams tackle.
- Finished third in the NFL with 18 special teams tackles in 2016.
- In lone start of 2016 (12/11 vs. Arizona), totaled 8 tackles (six solo) and 1 INT.

LB 94



**LAWRENCE TIMMONS | 6-1 | 242 | FLORIDA STATE**

- **LAST GAME:** at New England (AFCC): 14 tackles (9 solo), 2 TFL.
- Has played in 120 consecutive games and started 101 straight contests.
- Was tied for 10th in the AFC with 114 tackles (78 solo) in 2016.
- One Pro Bowl selection (2014).

CB 41



**BYRON MAXWELL | 6-1 | 203 | CLEMSON**

- **LAST GAME:** at N.Y. Jets (12/17): Started but did not record any stats.
- Set Dolphins record in 2016 for most forced fumbles by a defensive back (4).
- Had a career-high 15 passes defended in 2016, most by a Dolphin since 2008.

CB 25



**XAVIEN HOWARD | 6-1 | 198 | BAYLOR**

- **LAST GAME:** at Pittsburgh (WC): 5 tackles (3 solo), 1 INT, 2 PD.
- Recorded first career interception in the 2016 AFC Wild Card game at Pittsburgh.
- Missed nine games due to injury in rookie season (2016).

S 20



**RESHAD JONES | 6-1 | 223 | GEORGIA**

- **LAST GAME:** vs. Pittsburgh (10/16): 5 tackles (4 solo), 1 INT, 1 PD.
- Led all NFL DBs with 135 tackles (106 solo) in 2015.
- Is second among all DBs in Dolphins history with nine career sacks.
- One Pro Bowl selection (2015).

S 29



**NATE ALLEN | 6-1 | 214 | SOUTH FLORIDA**

- **LAST GAME:** at Denver (1/1/17): 1 solo tackle.
- Played in 14 games with four starts for Oakland in 2016.
- Has 13 career interceptions and 34 passes defended in 93 games played.
- Signed with the Dolphins as an unrestricted free agent (Oak.) on 3/10/17.

**WILLIAM HAYES | 6-3 | 278**

DE 95



- Among active NFL defensive linemen, he ranks No. 14 in games played (313), No. 15 in sacks played (124) and No. 22 in sacks (34.5).
- Started 25 games in past two seasons with the Rams.
- Acquired in a trade with L.A. Rams on 3/10/17.

**CHARLES HARRIS | 6-3 | 250**

DT 90



- First-round draft pick (22nd overall) out of Missouri.
- Two-time second-team All-SEC honoree.
- Played in 38 collegiate games with 25 starts and totaled 136 tackles (80 solo), 18 sacks and five FFs.

**DAVON GODCHAUX | 6-3 | 305**

DE 56



- Fifth-round draft pick (178th overall) out of LSU.
- Played in 37 collegiate games with 34 starts and recorded 145 tackles (51 solo), 12.5 sacks and two FFs.
- Totaled seven stops (four solo) in the 2017 preseason.

**REY MAUALUGA | 6-2 | 258**

LB 58



- Signed with the Dolphins on 8/19/17.
- Played in 114 career games with 104 starts for Cincinnati (2009-16).
- Recorded career totals of 580 tackles, four sacks, seven interceptions, 22 passes defended and 6 FFs.

**CHASE ALLEN | 6-3 | 250**

LB 59



- One of five undrafted college free agents that made the Dolphins 53-man roster.
- Played in 45 collegiate games with 30 starts at Southern Illinois.
- Earned second-team All-MVFC honors in 2015.

**ALTERRAUN VERNER | 5-10 | 187**

CB 42



- Signed by the Dolphins on 7/25/17.
- Played in 110 career games with 70 starts for Tennessee (2010-13) and Tampa Bay (2014-16).
- One-time Pro Bowl selection (2013).

**BOBBY McCAIN | 5-11 | 192**

CB 28



- Primarily a nickel/slot cornerback.
- Played in all 32 games of his NFL career with 12 starts, including eight starts in 2016.
- Totaled 66 career tackles (51 solo), one sack, one interception and one forced fumble.

**MICHAEL THOMAS | 5-11 | 195**

S 31



- Tied for the NFL lead with 19 special teams tackles in 2016.
- Has played in 43 career games with 23 starts, all for the Dolphins (2013-16).
- Totaled 120 career tackles (91 solo), 1 sack & 1 INT.



## 2017 MIAMI DOLPHINS TRANSACTIONS (as of September 11, 2017)

| DATE        | POS. | PLAYER/COACH       | TRANSACTION   | DATE    | POS. | PLAYER/COACH           | TRANSACTION   |
|-------------|------|--------------------|---|---------|------|------------------------|---|
| January 10  | LB   | Lamin Barrow       | Signed to futures contract                          | May 5   | DE   | Cameron Malveaux       | Signed as Undrafted College Free Agent                  |
| January 10  | CB   | Daniel Davie       | Signed to futures contract                          | May 5   | DE   | Praise Martin-Oguike   | Signed as Undrafted College Free Agent                  |
| January 10  | G/T  | Jesse Davis        | Signed to futures contract                          | May 5   | CB   | Torry McTyler          | Signed as Undrafted College Free Agent                  |
| January 10  | QB   | Brandon Doughty    | Signed to futures contract                          | May 5   | WR   | Drew Morgan            | Signed as Undrafted College Free Agent                  |
| January 10  | RB   | Storm Johnson      | Signed to futures contract                          | May 5   | WR   | Francis Owusu          | Signed as Undrafted College Free Agent                  |
| January 10  | LB   | Deon Lacey         | Signed to futures contract                          | May 5   | DE   | Joby Saint Fleur       | Signed as Undrafted College Free Agent                  |
| January 10  | DE   | Arthur Miley       | Signed to futures contract                          | May 5   | RB   | De'Veon Smith          | Signed as Undrafted College Free Agent                  |
| January 10  | TE   | Chris Pantale      | Signed to futures contract                          | May 5   | T    | Eric Smith             | Signed as Undrafted College Free Agent                  |
| January 10  | RB   | Senorise Perry     | Signed to futures contract                          | May 5   | S    | Maurice Smith          | Signed as Undrafted College Free Agent                  |
| January 10  | T    | Terry Poole        | Signed to futures contract                          | May 5   | WR   | Damore'ea Stringfellow | Signed as Undrafted College Free Agent                  |
| January 10  | DE   | Julius Warmsley    | Signed to futures contract                          | May 5   | LB   | Raekwon McMillan       | Signed (D2, '17)  |
| January 10  | LB   | Brandon Watts      | Signed to futures contract                          | May 5   | CB   | Cordrea Tankersley     | Signed (D3, '17)  |
| January 12  | DT   | Lawrence Okoye     | Signed to futures contract                          | May 5   | G    | Isaac Asiata           | Signed (D5a, '17)                                       |
| January 12  |      | Matt Burke         | Named Defensive Coordinator                         | May 5   | DT   | Vincent Taylor         | Signed (D6, '17)  |
| January 19  |      | Darren Rizzi       | Promoted to Associate Head Coach/Sp. Teams Coord.   | May 5   | WR   | Isaiah Ford            | Signed (D7, '17)  |
| January 19  |      | Chris Kuper        | Promoted to Assistant Offensive Line Coach          | May 11  | RB   | Damien Williams        | Signed Restricted Free Agent Tender                     |
| January 19  |      | Frank Bush         | Named Assistant Head Coach/Linebackers Coach        | May 16  | DT   | Davon Godchaux         | Signed (D5b, '17)                                       |
| February 10 |      | Josh Grizzard      | Named Offensive Quality Control                     | May 24  | DE   | Charles Harris         | Signed (D1, '17)  |
| February 10 |      | Andre Carter       | Named Assistant Defensive Line Coach                | June 8  | WR   | Mitch Mathews          | Signed as FA  |
| February 10 |      | Chris Foerster     | Promoted to Run Game Coord./Offensive Line Coach    | July 21 | RB   | De'Veon Smith          | Placed on Active/Physically Unable to Perform List      |
| February 16 | DE   | Mario Williams     | Released  | July 21 | T    | Eric Smith             | Placed on Active/Physically Unable to Perform List      |
| February 16 | DT   | Earl Mitchell      | Released  | July 25 | CB   | Alterraun Verner       | Signed as FA  |
| February 16 | CB   | Ifo Ekpre-Olomu    | Waived  | July 25 | LB   | Koa Misi               | Placed on Reserve/Injured List                          |
| February 18 | DE   | Cameron Wake       | Signed Contract Extension                           | July 27 | WR   | Rashawn Scott          | Placed on Active/Physically Unable to Perform List      |
| February 21 | LS   | Winston Chapman    | Signed as FA  | July 27 | S    | Reshad Jones           | Placed on Active/Non-Football Injury List               |
| March 8     | CB   | Lafayette Pitts    | Placed Exclusive Rights Tender                      | July 27 | T    | Avery Young            | Placed on Active/Non-Football Injury List               |
| March 8     | C/G  | Anthony Steen      | Placed Exclusive Rights Tender                      | July 27 | RB   | De'Veon Smith          | Activated from Active/Physically Unable to Perform List |
| March 8     | LB   | Mike Hull          | Placed Exclusive Rights Tender                      | July 27 | T    | Eric Smith             | Activated from Active/Physically Unable to Perform List |
| March 8     | TE   | Thomas Duarte      | Placed Exclusive Rights Tender                      | July 30 | WR   | Jordan Westerkamp      | Signed as FA  |
| March 8     | WR   | Kenny Stills       | Re-Signed   | July 30 | LB   | Lamin Barrow           | Waived/Injured  |
| March 9     | LB   | Kiko Alonso        | Placed First Round Restricted Free Agent Tender     | Aug. 2  | S    | Reshad Jones           | Activated from Active/Non-Football Injury List          |
| March 9     | RB   | Damien Williams    | Placed Original Round Restricted Free Agents Tender | Aug. 4  | T    | Kwayde Miller          | Signed as FA  |
| March 9     | S    | Michael Thomas     | Placed Original Round Restricted Free Agents Tender | Aug. 4  | T    | Avery Young            | Activated from Active/Non-Football Injury List          |
| March 9     | DE   | Nick Williams      | Restructured Contract                               | Aug. 5  | T    | Terry Poole            | Waived  |
| March 9     | TE   | Julius Thomas      | Acquired by Miami in Trade (Jax.)                   | Aug. 5  | G    | Isame Faciane          | Signed as FA  |
| March 9     | T    | Branden Albert     | Traded (Jax.)                                       | Aug. 7  | QB   | Jay Cutler             | Signed as FA  |
| March 9     | TE   | Anthony Fasano     | Signed as UFA (Ten.)                                | Aug. 7  | DE   | Arthur Miley           | Waived  |
| March 9     | S    | Reshad Jones       | Signed Contract Extension                           | Aug. 12 | LB   | Junior Sylvestre       | Signed as FA  |
| March 10    | DE   | Andre Branch       | Re-Signed   | Aug. 12 | QB   | Ryan Tannehill         | Placed on Reserve/Injured List                          |
| March 10    | LS   | John Denney        | Re-Signed   | Aug. 15 | WR   | Trey Griffey           | Signed as FA  |
| March 10    | S    | Isa Abdul-Quddus   | Waived/Failed Physical                              | Aug. 15 | T    | Sean Hickey            | Signed as FA  |
| March 10    | LB   | Lawrence Timmons   | Signed as UFA (Pit.)                                | Aug. 15 | WR   | Rashad Lawrence        | Signed as FA  |
| March 10    | S    | Nate Allen         | Signed as UFA (Oak.)                                | Aug. 15 | T    | Kwayde Miller          | Waived  |
| March 10    | DE   | William Hayes      | Acquired by Miami in Trade (LAR)                    | Aug. 15 | WR   | Francis Owusu          | Waived/Injured  |
| March 10    | C/G  | Ted Larsen         | Signed as UFA (Chi.)                                | Aug. 15 | WR   | Jordan Westerkamp      | Waived/Injury Settlement                                |
| March 16    | G/T  | Jermon Bushrod     | Re-Signed   | Aug. 18 | WR   | Isaiah Ford            | Waived/Injured  |
| March 21    | LB   | Kiko Alonso        | Signed Contract Extension                           | Aug. 18 | WR   | Francis Owusu          | Waived/Injury Settlement                                |
| March 22    | T    | Avery Young        | Signed as FA  | Aug. 19 | LB   | Rey Maualuga           | Signed as FA  |
| March 22    | CB   | Daniel Davie       | Waived/Non-Football Injury                          | Aug. 26 | C/G  | Kraig Urbik            | Released/Injury Settlement                              |
| March 31    | S    | T.J. McDonald      | Signed as UFA (LAR)                                 | Sept. 2 | S    | T.J. McDonald          | Signed contract extension                               |
| March 31    | DE   | Dion Jordan        | Waived/Failed Physical                              | Sept. 2 | CB   | Tony Lippett           | Placed on Reserve/Injured List                          |
| April 5     | QB   | David Fales        | Signed as FA  | Sept. 2 | LB   | Raekwon McMillan       | Placed on Reserve/Injured List                          |
| April 13    | TE   | Thomas Duarte      | Signed Exclusive Rights Tender                      | Sept. 2 | S    | T.J. McDonald          | Placed on Reserve/Suspended List                        |
| April 13    | CB   | Lafayette Pitts    | Signed Exclusive Rights Tender                      | Sept. 2 | WR   | Rashawn Scott          | Placed on Reserve/Physically Unable to Perform List     |
| April 17    | LB   | Mike Hull          | Signed Exclusive Rights Tender                      | Sept. 2 | DE   | Nick Williams          | Released  |
| April 17    | C/G  | Anthony Steen      | Signed Exclusive Rights Tender                      | Sept. 2 | T    | Sam Young              | Released  |
| April 17    | S    | Michael Thomas     | Signed Restricted Free Agent Tender                 | Sept. 2 | LB   | Neville Hewitt         | Waived/Injured  |
| April 27    | DE   | Charles Harris     | Selected in NFL draft - D1, '17                     | Sept. 2 | LB   | Brandon Watts          | Waived/Injured  |
| April 28    | LB   | Raekwon McMillan   | Selected in NFL draft - D2, '17                     | Sept. 2 | LS   | Winston Chapman        | Waived  |
| April 28    | CB   | Cordrea Tankersley | Selected in NFL draft - D3, '17                     | Sept. 2 | P    | Matt Darr              | Waived  |
| April 29    | G    | Isaac Asiata       | Selected in NFL draft - D5a, '17                    | Sept. 2 | QB   | Brandon Doughty        | Waived  |
| April 29    | DT   | Davon Godchaux     | Selected in NFL draft - D5b, '17                    | Sept. 2 | TE   | Thomas Duarte          | Waived  |
| April 29    | DT   | Vincent Taylor     | Selected in NFL draft - D6, '17                     | Sept. 2 | G    | Isame Faciane          | Waived  |
| April 29    | WR   | Isaiah Ford        | Selected in NFL draft - D7, '17                     | Sept. 2 | QB   | David Fales            | Waived  |
| May 1       | T    | Ja'Wuan James      | Team Exercises Fifth-Year Option                    | Sept. 2 | WR   | Trey Griffey           | Waived  |
| May 5       | LB   | Chase Allen        | Signed as Undrafted College Free Agent              | Sept. 2 | S    | A.J. Hendy             | Waived  |
| May 5       | P    | Matt Haack         | Signed as Undrafted College Free Agent              | Sept. 2 | T    | Sean Hickey            | Waived  |
| May 5       | CB   | Larry Hope         | Signed as Undrafted College Free Agent              | Sept. 2 | CB   | Larry Hope             | Waived  |
| May 5       | WR   | Malcolm Lewis      | Signed as Undrafted College Free Agent              | Sept. 2 | RB   | Storm Johnson          | Waived  |





## 2017 MIAMI DOLPHINS TRANSACTIONS (as of September 11, 2017)

| DATE    | POS. | PLAYER/COACH          | TRANSACTION                    |
|---------|------|-----------------------|--------------------------------|
| Sept. 2 | LB   | Deon Lacey            | Waived                         |
| Sept. 2 | WR   | Rashad Lawrence       | Waived                         |
| Sept. 2 | WR   | Malcolm Lewis         | Waived                         |
| Sept. 2 | CB   | Jordan Lucas          | Waived                         |
| Sept. 2 | DE   | Cameron Malveaux      | Waived                         |
| Sept. 2 | DE   | Praise Martin-Oguike  | Waived                         |
| Sept. 2 | WR   | Mitch Mathews         | Waived                         |
| Sept. 2 | WR   | Drew Morgan           | Waived                         |
| Sept. 2 | DT   | Lawrence Okoye        | Waived                         |
| Sept. 2 | TE   | Chris Pantale         | Waived                         |
| Sept. 2 | CB   | Lafayette Pitts       | Waived                         |
| Sept. 2 | DE   | Joby Saint Fleur      | Waived                         |
| Sept. 2 | RB   | De'Veon Smith         | Waived                         |
| Sept. 2 | WR   | Damore'ea Stringellow | Waived                         |
| Sept. 2 | LB   | Junior Sylvestre      | Waived                         |
| Sept. 2 | DE   | Julius Warmesley      | Waived                         |
| Sept. 2 | T    | Avery Young           | Waived                         |
| Sept. 3 | K    | Cody Parkey           | Acquired from waivers (Cle.)   |
| Sept. 3 | LB   | Justin March-Lillard  | Acquired from waivers (K.C.)   |
| Sept. 3 | K    | Andrew Franks         | Waived                         |
| Sept. 3 | LB   | Trevor Reilly         | Waived                         |
| Sept. 3 | QB   | Brandon Doughty       | Signed to practice squad       |
| Sept. 3 | TE   | Thomas Duarte         | Signed to practice squad       |
| Sept. 3 | T    | Sean Hickey           | Signed to practice squad       |
| Sept. 3 | WR   | Malcolm Lewis         | Signed to practice squad       |
| Sept. 3 | CB   | Jordan Lucas          | Signed to practice squad       |
| Sept. 3 | DE   | Cameron Malveaux      | Signed to practice squad       |
| Sept. 3 | WR   | Drew Morgan           | Signed to practice squad       |
| Sept. 3 | RB   | De'Veon Smith         | Signed to practice squad       |
| Sept. 4 | C/G  | Ted Larsen            | Placed on Reserve/Injured List |
| Sept. 4 | T    | Sam Young             | Signed as FA                   |
| Sept. 4 | DT   | Gabe Wright           | Signed to practice squad       |
| Sept. 4 | LB   | Trevor Reilly         | Signed to practice squad       |



## 2017 MIAMI DOLPHINS NUMERICAL ROSTER

(as of September 11, 2017 - visit [Dolphins.com](http://Dolphins.com) for most up-to-date roster)

| No.   | Name                 | Pos. | Ht.  | Wt. | Birthdate | Exp. | College               | Hometown               | How Acq.         | Date Placed |
|---|----------------------|------|------|-----|-----------|------|-----------------------|------------------------|------------------|-------------|
| 1   | Cody Parkey          | K    | 6-0  | 190 | 2/19/92   | 3    | Auburn '14            | Jupiter, Fla.          | Wai., '17 (Cle.) |             |
| 6   | Jay Cutler           | QB   | 6-3  | 231 | 4/29/83   | 12   | Vanderbilt '06        | Santa Claus, Ind.      | FA, '17          |             |
| 8   | Matt Moore           | QB   | 6-3  | 219 | 8/9/84    | 11   | Oregon State '07      | Newhall, Calif.        | UFA, '11 (Car.)  |             |
| 10  | Kenny Stills         | WR   | 6-1  | 196 | 4/22/92   | 5    | Oklahoma '13          | Carlsbad, Calif.       | T, '15 (N.O.)    |             |
| 11  | DeVante Parker       | WR   | 6-3  | 212 | 1/20/93   | 3    | Louisville '15        | Louisville, Ky.        | D1, '15          |             |
| 14  | Jarvis Landry        | WR   | 5-11 | 208 | 11/28/92  | 4    | LSU '14               | Lutcher, La.           | D2, '14          |             |
| 16  | Matt Haack           | P    | 6-0  | 205 | 7/25/94   | R    | Arizona State '17     | West Des Moines, Iowa  | FA, '17          |             |
| 19  | Jakeem Grant         | WR   | 5-7  | 169 | 10/30/92  | 2    | Texas Tech '16        | Mesquite, Texas        | D6a, '16         |             |
| 20  | Reshad Jones         | S    | 6-1  | 223 | 2/25/88   | 8    | Georgia '10           | Atlanta, Ga.           | D5b, '10         |             |
| 23  | Jay Ajayi            | RB   | 6-0  | 223 | 6/15/93   | 3    | Boise State '15       | Plano, Texas           | D5b, '15         |             |
| 25  | Xavien Howard        | CB   | 6-1  | 196 | 7/4/93    | 2    | Baylor '16            | Houston, Texas         | D2, '16          |             |
| 26  | Damien Williams      | RB   | 5-11 | 224 | 4/3/92    | 4    | Oklahoma '14          | San Diego, Calif.      | FA, '14          |             |
| 27  | Maurice Smith        | S    | 6-0  | 197 | 6/14/95   | R    | Georgia '17           | Sugar Land, Texas      | FA, '17          |             |
| 28  | Bobby McCain         | CB   | 5-11 | 192 | 8/18/93   | 3    | Memphis '15           | Oxford, Ala.           | D5a, '15         |             |
| 29  | Nate Allen           | S    | 6-1  | 214 | 11/30/87  | 8    | South Florida '10     | Cape Coral, Fla.       | UFA, '17 (Oak.)  |             |
| 30  | Cordrea Tankersley   | CB   | 6-1  | 196 | 11/19/93  | R    | Clemson '17           | Beech Island, S.C.     | D3, '17          |             |
| 31  | Michael Thomas       | S    | 5-11 | 195 | 3/17/90   | 5    | Stanford '12          | Houston, Texas         | FA, '13          |             |
| 32  | Kenyan Drake         | RB   | 6-1  | 211 | 1/26/94   | 2    | Alabama '16           | Powder Springs, Ga.    | D3a, '16         |             |
| 33  | Torry McTyer         | CB   | 5-11 | 184 | 4/10/95   | R    | UNLV '17              | Los Angeles, Calif.    | FA, '17          |             |
| 34  | Senorise Perry       | RB   | 6-0  | 210 | 9/19/91   | 3    | Louisville '14        | Summerville, Ga.       | FA, '16          |             |
| 35  | Walt Aikens          | CB/S | 6-1  | 212 | 6/19/91   | 4    | Liberty '14           | Charlotte, N.C.        | D4, '14          |             |
| 41  | Byron Maxwell        | CB   | 6-1  | 198 | 2/23/88   | 7    | Clemson '11           | North Charleston, S.C. | T, '16 (Phi.)    |             |
| 42  | Alterraun Verner     | CB   | 5-10 | 187 | 12/13/88  | 8    | UCLA '10              | Orange, Calif.         | FA, '17          |             |
| 45  | Mike Hull            | LB   | 6-0  | 232 | 5/25/91   | 2    | Penn State '15        | Cononsburg, Pa.        | FA, '15          |             |
| 47  | Kiko Alonso          | LB   | 6-3  | 233 | 8/14/90   | 5    | Oregon '13            | Los Gatos, Calif.      | T, '16 (Phi.)    |             |
| 48  | MarQueis Gray        | TE   | 6-4  | 263 | 11/7/89   | 5    | Minnesota '13         | Indianapolis, Ind.     | FA, '16          |             |
| 50  | Andre Branch         | DE   | 6-5  | 263 | 7/14/89   | 6    | Clemson '12           | Richmond, Va.          | UFA, '16 (Jax.)  |             |
| 51  | Mike Pouncey         | C    | 6-5  | 298 | 7/24/89   | 7    | Florida '11           | Lakeland, Fla.         | D1, '11          |             |
| 53  | Justin March-Lillard | LB   | 6-0  | 222 | 7/5/93    | 2    | Akron '15             | Danville, Ill.         | Wai., '17 (K.C.) |             |
| 56  | Davon Godchaux       | DT   | 6-3  | 305 | 11/11/94  | R    | LSU '17               | Plaquemine, La.        | D5b, '17         |             |
| 58  | Rey Mauluga          | LB   | 6-2  | 258 | 1/20/87   | 9    | USC '09               | Eureka, Calif.         | FA, '17          |             |
| 59  | Chase Allen          | LB   | 6-3  | 250 | 8/29/93   | R    | Southern Illinois '17 | Belleville, Ill.       | FA, '17          |             |
| 64  | Jake Brendel         | C    | 6-4  | 299 | 9/10/92   | 2    | UCLA '16              | Plano, Texas           | FA, '16          |             |
| 65  | Anthony Steen        | C/G  | 6-4  | 320 | 5/9/90    | 2    | Alabama '14           | Clarksdale, Miss.      | FA, '16          |             |
| 67  | Laremy Tunsil        | T    | 6-5  | 318 | 8/2/94    | 2    | Mississippi '16       | Lake City, Fla.        | D1, '16          |             |
| 68  | Isaac Asiata         | G    | 6-3  | 341 | 12/29/92  | R    | Utah '17              | Spanish Fork, Utah     | D5a, '17         |             |
| 70  | Ja'Wuan James        | T    | 6-6  | 307 | 6/3/92    | 4    | Tennessee '14         | Suwanee, Ga.           | D1, '14          |             |
| 71  | Eric Smith           | T    | 6-4  | 321 | 9/2/95    | R    | Virginia '17          | Decatur, Ga.           | FA, '17          |             |
| 74  | Jermon Bushrod       | G/T  | 6-5  | 318 | 8/19/84   | 11   | Towson '07            | King George, Va.       | FA, '16          |             |
| 77  | Jesse Davis          | G/T  | 6-6  | 321 | 9/15/91   | 1    | Idaho '16             | Asotin, Wash.          | FA, '17          |             |
| 78  | Terrence Fedde       | DE   | 6-4  | 267 | 11/19/91  | 4    | Marist '14            | Nyack, N.Y.            | D7, '14          |             |
| 79  | Sam Young            | T    | 6-8  | 306 | 6/24/87   | 8    | Notre Dame '10        | Coral Springs, Fla.    | UFA, '16 (Jax.)  |             |
| 80  | Anthony Fasano       | TE   | 6-4  | 258 | 4/20/84   | 12   | Notre Dame '06        | Verona, N.J.           | UFA, '17 (Ten.)  |             |
| 88  | Leonte Carroo        | WR   | 6-1  | 215 | 1/24/94   | 2    | Rutgers '16           | Edison, N.J.           | D3b, '16         |             |
| 89  | Julius Thomas        | TE   | 6-5  | 262 | 6/27/88   | 7    | Portland State '11    | Stockton, Calif.       | T, '17 (Jax.)    |             |
| 90  | Charles Harris       | DE   | 6-3  | 250 | 3/6/95    | R    | Missouri '17          | Kansas City, Mo.       | D1, '17          |             |
| 91  | Cameron Wake         | DE   | 6-3  | 263 | 1/30/82   | 9    | Penn State '05        | Hyattsville, Md.       | FA, '09          |             |
| 92  | John Denney          | LS   | 6-5  | 242 | 12/13/78  | 13   | Brigham Young '05     | Thornton, Colo.        | FA, '05          |             |
| 93  | Ndamukong Suh        | DT   | 6-4  | 305 | 1/6/87    | 8    | Nebraska '10          | Portland, Ore.         | UFA, '15 (Det.)  |             |
| 94  | Lawrence Timmons     | LB   | 6-1  | 242 | 5/14/86   | 11   | Florida State '07     | Florence, S.C.         | UFA, '17 (Pit.)  |             |
| 95  | William Hayes        | DE   | 6-3  | 278 | 5/2/85    | 10   | Winston-Salem St. '08 | High Point, N.C.       | T, '17 (LAR)     |             |
| 96  | Vincent Taylor       | DT   | 6-3  | 296 | 1/5/94    | R    | Oklahoma State '17    | San Antonio, Texas     | D6, '17          |             |
| 97  | Jordan Phillips      | DT   | 6-6  | 333 | 9/21/92   | 3    | Oklahoma '15          | Wichita, Kan.          | D2, '15          |             |
| <b>RESERVE/PHYSICALLY UNABLE TO PERFORM</b> |                      |      |      |     |           |      |                       |                        |                  |             |
| 87  | Rashawn Scott        | WR   | 6-0  | 199 | 1/29/92   | 2    | Miami (FL) '16        | Melbourne, Fla.        | FA, '16          |             |
| <b>RESERVE/INJURED</b>                      |                      |      |      |     |           |      |                       |                        |                  |             |
| 15  | Isaiah Ford          | WR   | 6-2  | 195 | 2/9/96    | R    | Virginia Tech '17     | Jacksonville, Fla.     | D7, '17          | 8/19/17     |
| 17  | Ryan Tannehill       | QB   | 6-4  | 216 | 7/27/88   | 6    | Texas A&M '12         | Big Spring, Texas      | D1, '12          | 8/12/17     |
| 36  | Tony Lippett         | CB   | 6-3  | 192 | 7/2/92    | 3    | Michigan State '15    | Detroit, Mich.         | D5d, '15         | 9/2/17      |
| 49  | Lamin Barrow         | LB   | 6-2  | 235 | 11/29/90  | 4    | LSU '14               | Marrero, La.           | FA, '17          | 7/31/17     |
| 52  | Raekwon McMillan     | LB   | 6-2  | 248 | 11/17/95  | R    | Ohio State '17        | Hinesville, Ga.        | D2, '17          | 9/2/17      |
| 55  | Koa Misi             | LB   | 6-3  | 265 | 1/17/87   | 8    | Utah '10              | Santa Rosa, Calif.     | D2, '10          | 7/25/17     |
| 62  | Ted Larsen           | C/G  | 6-3  | 320 | 6/13/87   | 8    | NC State '10          | Palm Harbor, Fla.      | UFA, '17 (Chi.)  | 9/4/17      |
| <b>RESERVE/SUSPENDED</b>                    |                      |      |      |     |           |      |                       |                        |                  |             |
| 22  | T.J. McDonald        | S    | 6-2  | 223 | 1/26/91   | 5    | USC '13               | Fresno, Calif.         | UFA, '17 (LAR)   |             |
| <b>PRACTICE SQUAD</b>                       |                      |      |      |     |           |      |                       |                        |                  |             |
| 7   | Brandon Doughty      | QB   | 6-3  | 212 | 10/6/91   | 1    | Western Kentucky '16  | Davie, Fla.            | D7a, '16         |             |
| 18  | Malcolm Lewis        | WR   | 5-10 | 194 | 10/27/93  | R    | Miami (FL) '17        | Miramar, Fla.          | FA, '17          |             |
| 21  | Jordan Lucas         | CB   | 6-0  | 202 | 8/2/93    | 2    | Penn State '16        | New Rochelle, N.Y.     | D6b, '16         |             |
| 38  | De'Veon Smith        | RB   | 5-11 | 221 | 11/8/94   | R    | Michigan '17          | Warren, Ohio           | FA, '17          |             |
| 57  | Trevor Reilly        | LB   | 6-5  | 240 | 1/17/88   | 3    | Utah '14              | Valley Center, Calif.  | FA, '16          |             |
| 63  | Sean Hickey          | T    | 6-6  | 306 | 9/29/91   | 1    | Syracuse '15          | Murrysville, Pa.       | FA, '17          |             |
| 75  | Cameron Malveaux     | DE   | 6-5  | 276 | 8/22/94   | R    | Houston '17           | Beaumont, Texas        | FA, '17          |             |
| 81  | Drew Morgan          | WR   | 6-0  | 187 | 12/2/94   | R    | Arkansas '17          | Greenwood, Ark.        | FA, '17          |             |
| 83  | Thomas Duarte        | TE   | 6-2  | 244 | 3/30/95   | 2    | UCLA '16              | Fullerton, Calif.      | D7b, '16         |             |
| 98  | Gabe Wright          | DT   | 6-3  | 305 | 4/3/92    | 3    | Auburn '15            | Columbus, Ga.          | FA, '17          |             |



## 2017 MIAMI DOLPHINS ALPHABETICAL ROSTER

(as of September 11, 2017 - visit [Dolphins.com](http://Dolphins.com) for most up-to-date roster)

| No.   | Name                  | Pos. | Ht.  | Wt. | Birthdate | Exp. | College               | Hometown               | How Acq.         | Date Placed |
|---|-----------------------|------|------|-----|-----------|------|-----------------------|------------------------|------------------|-------------|
| 35  | Aikens, Walt          | CB/S | 6-1  | 212 | 6/19/91   | 4    | Liberty '14           | Charlotte, N.C.        | D4, '14          |             |
| 23  | Ajayi, Jay            | RB   | 6-0  | 223 | 6/15/93   | 3    | Boise State '15       | Plano, Texas           | D5b, '15         |             |
| 59  | Allen, Chase          | LB   | 6-3  | 250 | 8/29/93   | R    | Southern Illinois '17 | Belleville, Ill.       | FA, '17          |             |
| 29  | Allen, Nate           | S    | 6-1  | 214 | 11/30/87  | 8    | South Florida '10     | Cape Coral, Fla.       | UFA, '17 (Oak.)  |             |
| 47  | Alonso, Kiko          | LB   | 6-3  | 233 | 8/14/90   | 5    | Oregon '13            | Los Gatos, Calif.      | T, '16 (Phi.)    |             |
| 68  | Asiata, Isaac         | G    | 6-3  | 341 | 12/29/92  | R    | Utah '17              | Spanish Fork, Utah     | D5a, '17         |             |
| 50  | Branch, Andre         | DE   | 6-5  | 263 | 7/14/89   | 6    | Clemson '12           | Richmond, Va.          | UFA, '16 (Jax.)  |             |
| 64  | Brendel, Jake         | C    | 6-4  | 299 | 9/10/92   | 2    | UCLA '16              | Plano, Texas           | FA, '16          |             |
| 74  | Bushrod, Jermon       | G/T  | 6-5  | 318 | 8/19/84   | 11   | Towson '07            | King George, Va.       | FA, '16          |             |
| 88  | Carroo, Leonte        | WR   | 6-1  | 215 | 1/24/94   | 2    | Rutgers '16           | Edison, N.J.           | D3b, '16         |             |
| 6   | Cutler, Jay           | QB   | 6-3  | 231 | 4/29/83   | 12   | Vanderbilt '06        | Santa Claus, Ind.      | FA, '17          |             |
| 77  | Davis, Jesse          | G/T  | 6-6  | 321 | 9/15/91   | 1    | Idaho '16             | Asotin, Wash.          | FA, '17          |             |
| 92  | Denney, John          | LS   | 6-5  | 242 | 12/13/78  | 13   | Brigham Young '05     | Thornton, Colo.        | FA, '05          |             |
| 32  | Drake, Kenyan         | RB   | 6-1  | 211 | 1/26/94   | 2    | Alabama '16           | Powder Springs, Ga.    | D3a, '16         |             |
| 80  | Fasano, Anthony       | TE   | 6-4  | 258 | 4/20/84   | 12   | Notre Dame '06        | Verona, N.J.           | UFA, '17 (Ten.)  |             |
| 78  | Fede, Terrence        | DE   | 6-4  | 267 | 11/19/91  | 4    | Marist '14            | Nyack, N.Y.            | D7, '14          |             |
| 56  | Godchaux, Davon       | DT   | 6-3  | 305 | 11/11/94  | R    | LSU '17               | Plaquemine, La.        | D5b, '17         |             |
| 19  | Grant, Jakeem         | WR   | 5-7  | 169 | 10/30/92  | 2    | Texas Tech '16        | Mesquite, Texas        | D6a, '16         |             |
| 48  | Gray, MarQueis        | TE   | 6-4  | 263 | 11/7/89   | 5    | Minnesota '13         | Indianapolis, Ind.     | FA, '16          |             |
| 16  | Haack, Matt           | P    | 6-0  | 205 | 7/25/94   | R    | Arizona State '17     | West Des Moines, Iowa  | FA, '17          |             |
| 90  | Harris, Charles       | DE   | 6-3  | 250 | 3/6/95    | R    | Missouri '17          | Kansas City, Mo.       | D1, '17          |             |
| 95  | Hayes, William        | DE   | 6-3  | 278 | 5/2/85    | 10   | Winston-Salem St. '08 | High Point, N.C.       | T, '17 (LAR)     |             |
| 25  | Howard, Xavien        | CB   | 6-1  | 196 | 7/4/93    | 2    | Baylor '16            | Houston, Texas         | D2, '16          |             |
| 45  | Hull, Mike            | LB   | 6-0  | 232 | 5/25/91   | 2    | Penn State '15        | Cononsburg, Pa.        | FA, '15          |             |
| 70  | James, Ja'Wuan        | T    | 6-6  | 307 | 6/3/92    | 4    | Tennessee '14         | Suwanee, Ga.           | D1, '14          |             |
| 20  | Jones, Reshad         | S    | 6-1  | 223 | 2/25/88   | 8    | Georgia '10           | Atlanta, Ga.           | D5b, '10         |             |
| 14  | Landry, Jarvis        | WR   | 5-11 | 208 | 11/28/92  | 4    | LSU '14               | Lutcher, La.           | D2, '14          |             |
| 53  | March-Lillard, Justin | LB   | 6-0  | 222 | 7/5/93    | 2    | Akron '15             | Danville, Ill.         | Wai., '17 (K.C.) |             |
| 58  | Mauluga, Rey          | LB   | 6-2  | 258 | 1/20/87   | 9    | USC '09               | Eureka, Calif.         | FA, '17          |             |
| 41  | Maxwell, Byron        | CB   | 6-1  | 198 | 2/23/88   | 7    | Clemson '11           | North Charleston, S.C. | T, '16 (Phi.)    |             |
| 28  | McCain, Bobby         | CB   | 5-11 | 192 | 8/18/93   | 3    | Memphis '15           | Oxford, Ala.           | D5a, '15         |             |
| 33  | McTyer, Torry         | CB   | 5-11 | 184 | 4/10/95   | R    | UNLV '17              | Los Angeles, Calif.    | FA, '17          |             |
| 8   | Moore, Matt           | QB   | 6-3  | 219 | 8/9/84    | 11   | Oregon State '07      | Newhall, Calif.        | UFA, '11 (Car.)  |             |
| 11  | Parker, DeVante       | WR   | 6-3  | 212 | 1/20/93   | 3    | Louisville '15        | Louisville, Ky.        | D1, '15          |             |
| 1   | Parkey, Cody          | K    | 6-0  | 190 | 2/19/92   | 3    | Auburn '14            | Jupiter, Fla.          | Wai., '17 (Cle.) |             |
| 34  | Perry, Seniorise      | RB   | 6-0  | 210 | 9/19/91   | 3    | Louisville '14        | Summerville, Ga.       | FA, '16          |             |
| 97  | Phillips, Jordan      | DT   | 6-6  | 333 | 9/21/92   | 3    | Oklahoma '15          | Wichita, Kan.          | D2, '15          |             |
| 51  | Pouncey, Mike         | C    | 6-5  | 298 | 7/24/89   | 7    | Florida '11           | Lakeland, Fla.         | D1, '11          |             |
| 71  | Smith, Eric           | T    | 6-4  | 321 | 9/2/95    | R    | Virginia '17          | Decatur, Ga.           | FA, '17          |             |
| 27  | Smith, Maurice        | S    | 6-0  | 197 | 6/14/95   | R    | Georgia '17           | Sugar Land, Texas      | FA, '17          |             |
| 65  | Steen, Anthony        | C/G  | 6-4  | 320 | 5/9/90    | 2    | Alabama '14           | Clarksdale, Miss.      | FA, '16          |             |
| 10  | Stills, Kenny         | WR   | 6-1  | 196 | 4/22/92   | 5    | Oklahoma '13          | Carlsbad, Calif.       | T, '15 (N.O.)    |             |
| 93  | Suh, Ndamukong        | DT   | 6-4  | 305 | 1/6/87    | 8    | Nebraska '10          | Portland, Ore.         | UFA, '15 (Det.)  |             |
| 30  | Tankersley, Cordrea   | CB   | 6-1  | 196 | 11/19/93  | R    | Clemson '17           | Beech Island, S.C.     | D3, '17          |             |
| 96  | Taylor, Vincent       | DT   | 6-3  | 296 | 1/5/94    | R    | Oklahoma State '17    | San Antonio, Texas     | D6, '17          |             |
| 89  | Thomas, Julius        | TE   | 6-5  | 262 | 6/27/88   | 7    | Portland State '11    | Stockton Calif.        | T, '17 (Jax.)    |             |
| 31  | Thomas, Michael       | S    | 5-11 | 195 | 3/17/90   | 5    | Stanford '12          | Houston, Texas         | FA, '13          |             |
| 94  | Timmons, Lawrence     | LB   | 6-1  | 242 | 5/14/86   | 11   | Florida State '07     | Florence, S.C.         | UFA, '17 (Pit.)  |             |
| 67  | Tunsil, Laremy        | T    | 6-5  | 318 | 8/2/94    | 2    | Mississippi '16       | Lake City, Fla.        | D1, '16          |             |
| 42  | Verner, Alterraun     | CB   | 5-10 | 187 | 12/13/88  | 8    | UCLA '10              | Orange, Calif.         | FA, '17          |             |
| 91  | Wake, Cameron         | DE   | 6-3  | 263 | 1/30/82   | 9    | Penn State '05        | Hyattsville, Md.       | FA, '09          |             |
| 26  | Williams, Damien      | RB   | 5-11 | 224 | 4/3/92    | 4    | Oklahoma '14          | San Diego, Calif.      | FA, '14          |             |
| 79  | Young, Sam            | T    | 6-8  | 306 | 6/24/87   | 8    | Notre Dame '10        | Coral Springs, Fla.    | UFA, '16 (Jax.)  |             |
| <b>RESERVE/PHYSICALLY UNABLE TO PERFORM</b> |                       |      |      |     |           |      |                       |                        |                  |             |
| 87  | Scott, Rashawn        | WR   | 6-0  | 199 | 1/29/92   | 2    | Miami (FL) '16        | Melbourne, Fla.        | FA, '16          |             |
| <b>RESERVE/INJURED</b>                      |                       |      |      |     |           |      |                       |                        |                  |             |
| 49  | Barrow, Lamin         | LB   | 6-2  | 235 | 11/29/90  | 4    | LSU '14               | Marrero, La.           | FA, '17          | 7/31/17     |
| 15  | Ford, Isaiah          | WR   | 6-2  | 195 | 2/9/96    | R    | Virginia Tech '17     | Jacksonville, Fla.     | D7, '17          | 8/19/17     |
| 62  | Larsen, Ted           | C/G  | 6-3  | 320 | 6/13/87   | 8    | NC State '10          | Palm Harbor, Fla.      | UFA, '17 (Chi.)  | 9/4/17      |
| 36  | Lippett, Tony         | CB   | 6-3  | 192 | 7/2/92    | 3    | Michigan State '15    | Detroit, Mich.         | D5d, '15         | 9/2/17      |
| 52  | McMillan, Raekwon     | LB   | 6-2  | 248 | 11/17/95  | R    | Ohio State '17        | Hinesville, Ga.        | D2, '17          | 9/2/17      |
| 55  | Misi, Koa             | LB   | 6-3  | 265 | 1/17/87   | 8    | Utah '10              | Santa Rosa, Calif.     | D2, '10          | 7/25/17     |
| 17  | Tannehill, Ryan       | QB   | 6-4  | 216 | 7/27/88   | 6    | Texas A&M '12         | Big Spring, Texas      | D1, '12          | 8/12/17     |
| <b>RESERVE/SUSPENDED</b>                    |                       |      |      |     |           |      |                       |                        |                  |             |
| 22  | McDonald, T.J.        | S    | 6-2  | 223 | 1/26/91   | 5    | USC '13               | Fresno, Calif.         | UFA, '17 (LAR)   |             |
| <b>PRACTICE SQUAD</b>                       |                       |      |      |     |           |      |                       |                        |                  |             |
| 7   | Doughty, Brandon      | QB   | 6-3  | 212 | 10/6/91   | 1    | Western Kentucky '16  | Davie, Fla.            | D7a, '16         |             |
| 83  | Duarte, Thomas        | TE   | 6-2  | 244 | 3/30/95   | 2    | UCLA '16              | Fullerton, Calif.      | D7b, '16         |             |
| 63  | Hickey, Sean          | T    | 6-6  | 306 | 9/29/91   | 1    | Syracuse '15          | Murrysville, Pa.       | FA, '17          |             |
| 18  | Lewis, Malcolm        | WR   | 5-10 | 194 | 10/27/93  | R    | Miami (FL) '17        | Miramar, Fla.          | FA, '17          |             |
| 21  | Lucas, Jordan         | CB   | 6-0  | 202 | 8/2/93    | 2    | Penn State '16        | New Rochelle, N.Y.     | D6b, '16         |             |
| 75  | Malveaux, Cameron     | DE   | 6-5  | 276 | 8/22/94   | R    | Houston '17           | Beaumont, Texas        | FA, '17          |             |
| 81  | Morgan, Drew          | WR   | 6-0  | 187 | 12/2/94   | R    | Arkansas '17          | Greenwood, Ark.        | FA, '17          |             |
| 57  | Reilly, Trevor        | LB   | 6-5  | 240 | 1/17/88   | 3    | Utah '14              | Valley Center, Calif.  | FA, '16          |             |
| 38  | Smith, De'Veon        | RB   | 5-11 | 221 | 11/8/94   | R    | Michigan '17          | Warren, Ohio           | FA, '17          |             |
| 98  | Wright, Gabe          | DT   | 6-3  | 305 | 4/3/92    | 3    | Auburn '15            | Columbus, Ga.          | FA, '17          |             |





## 2017 MIAMI DOLPHINS - HOW THEY WERE ACQUIRED (as of September 11, 2017)

|      | DRAFT (20)   | TRADES (5)  | WAIVERS (2)  | FREE AGENTS (26)   |
|------|--|---|--|--|
| 2005 |  |   |  | LS John Denney   |
| 2009 |  |   |  | DE Cameron Wake  |
| 2010 | S Reshad Jones (5b)  |   |  |  |
| 2011 | C Mike Pouncey (1)   |   |  | QB Matt Moore (Car.)   |
| 2012 |  |   |  |  |
| 2013 |  |   |  | S Michael Thomas   |
| 2014 | T Ja'Wuan James (1)<br>WR Jarvis Landry (2)<br>CB/S Walt Aikens (4)<br>DE Terrence Fede (7)                                  |   |  | RB Damien Williams   |
| 2015 | WR DeVante Parker (1)<br>DT Jordan Phillips (2)<br>CB Bobby McCain (5a)<br>RB Jay Ajayi (5b)                                 | WR Kenny Stills (N.O.)                            |  | LB Mike Hull<br>DT Ndamukong Suh (Det.)  |
| 2016 | T Laremy Tunsil (1)<br>CB Xavien Howard (2)<br>RB Kenyan Drake (3a)<br>WR Leonte Carroo (3b)<br>WR Jakeem Grant (6a)         | LB Kiko Alonso (Phi.)<br>CB Byron Maxwell (Phi.)  |  | DE Andre Branch (Jax.)<br>C Jake Brendel<br>G/T Jermon Bushrod<br>TE MarQueis Gray<br>RB Senorise Perry<br>C/G Anthony Steen<br>T Sam Young  |
| 2017 | DE Charles Harris (1)<br>CB Cordrea Tankersley (3)<br>G Isaac Asiata (5a)<br>DT Davon Godchaux (5b)<br>DT Vincent Taylor (6) | DE William Hayes (LAR)<br>TE Julius Thomas (Jax.) | LB Justin March-Lillard (K.C.)<br>K Cody Parkey (Cle.) | S Nate Allen (Oak.)<br>LB Chase Allen<br>QB Jay Cutler<br>G/T Jesse Davis<br>TE Anthony Fasano (Ten.)<br>P Matt Haack<br>LB Rey Mauluga<br>CB Torry McTyer<br>T Eric Smith<br>S Maurice Smith<br>LB Lawrence Timmons (Pit.)<br>CB Alterraun Verner |



## PRESEASON GAME RECAPS

# GAME 1

AUG. 10, 2017 | MIAMI GARDENS, FLA.  
HARD ROCK STADIUM  
ATTENDANCE: 64,271 | TV: WFOR CBS4

### SCORING SUMMARY

|         | 1 | 2 | 3 | 4  | F  |
|---------|---|---|---|----|----|
| Atlanta | 7 | 7 | 6 | 0  | 20 |
| Miami   | 3 | 7 | 0 | 13 | 23 |

## ATLANTA 20

## MIAMI 23

David Fales threw two fourth-quarter touchdown passes, including a stunning 99-yarder to Damore'ea Stringfellow, and the Dolphins rallied for a 23-20 victory against the Atlanta Falcons in their preseason opener at Hard Rock Stadium.

The Dolphins trailed 20-10 before Fales connected with rookie Francis Owusu on an 18-yard touchdown pass to make it 20-16 after a two-point conversion attempt failed.

After being pinned at their 1-yard line with exactly 9 minutes left, Fales threw down the left sideline and Stringfellow caught the ball at the 32 before outracing defensive back Marcelis Branch to the end zone.

Second-year wide receiver Leonte Carroo had the other Dolphins touchdown, catching a 33-yard pass from quarterback Brandon Doughty in the second quarter.

Owusu came up with another big catch, making a twisting 28-yard reception on the first play after the two-minute warning to all but clinch the victory.

Atlanta scored 13 consecutive points between the second and third quarters, including Terron Ward's 3-yard touchdown run just before halftime. The Falcons' other touchdown came on a 15-yard pass from 2016 NFL MVP Matt Ryan to running back Devonta Freeman on a fourth-and-1.

The drive was set up by a 39-yard punt return by Andre Roberts after the Dolphins went three-and-out in their only series with Matt Moore at quarterback. Moore completed his only pass attempt, hitting DeVante Parker for 5 yards on third-and-8.

Andrew Franks accounted for the other Miami points when he kicked a 36-yard field goal in the first quarter.

Mike Meyer kicked two field goals for Atlanta, including a 53-yarder in the third quarter.

Among the highlights for the Dolphins was a 10-yard run by Damien Williams to convert a third-and-1 on the field goal drive; three catches for 26 yards by tight end MarQueis Gray on that same drive; Jordan Lucas recovering a muffed punt to set up Owusu's touchdown; Storm Johnson recovering a fumble on the kickoff that followed Stringfellow's touchdown; and rookie Cameron Malveaux ending an Atlanta drive with a sack on third down.

### SCORING DRIVES

| TEAM     | QTR | TIME  | PLAY (EXTRA POINT) (DRIVE INFO)                                      | ATL | MIA |
|----------|-----|-------|--|-----|-----|
| Falcons  | 1   | 10:28 | D.Freeman 15 yd. pass from M.Ryan (M.Bryant kick) (5-36, 2:20)       | 7   | 0   |
| Dolphins | 1   | 5:05  | A.Franks 36 yd. Field Goal (10-42, 5:23)                             | 7   | 3   |
| Dolphins | 2   | 5:17  | L.Carroo 33 yd. pass from B.Doughty (A.Franks kick) (6-61, 2:53)     | 7   | 10  |
| Falcons  | 2   | 0:15  | T.Ward 3 yd. run (M.Bryant kick) (3-31, 1:34)                        | 14  | 10  |
| Falcons  | 3   | 6:31  | M.Meyer 30 yd. Field Goal (11-40, 5:24)                              | 17  | 10  |
| Falcons  | 3   | 1:49  | M.Meyer 53 yd. Field Goal (8-29, 3:48)                               | 20  | 10  |
| Dolphins | 4   | 13:27 | F.Owusu 17 yd. pass from D.Fales (pass failed) (5-30, 1:34)          | 20  | 16  |
| Dolphins | 4   | 8:47  | D.Stringfellow 99 yd. pass from D.Fales (A.Franks kick) (1-99, 0:13) | 20  | 23  |

## GAME STATISTICS

### RUSHING (Att-Yds-TD):

Atlanta: T. Ward 11-48-1, M. Simms 3-24, A. Torgersen 2-17, B. Hill 9-10, K. Taylor 4-7, D. Freeman 1-3, T. Renew 1-3, T. Coleman 1-1.

Miami: K. Drake 4-21, D. Williams 6-18, D. Smith 7-12, S. Perry 2-7, S. Johnson 2-5, B. Doughty 1-(-3).

### PASSING (A-C-Y-TD-I):

Atlanta: M. Simms 20-10-104-0-0, A. Torgersen 5-5-19-0-0, M. Ryan 3-3-32-1-0, M. Schaub 2-2-20-0-0.

Miami: D. Fales 17-8-184-2-1, B. Doughty 12-7-69-1-1, M. Moore 1-1-5-0-0.

### RECEIVING (Rec-Yds-TD):

Atlanta: A. Dable 3-32, T. Ward 3-16, Re. Davis 2-43, M. Hall 2-23, T. Renew 2-5, D. Freeman 1-15-1, A. Hooper 1-12, R. Davis 1-10, D. Burton 1-6, M. Sanu 1-5, K. Taylor 1-5, D. Griswold 1-4, E. Saubert 1-(-1).

Miami: M. Gray 3-26, T. Duarte 3-19, D. Stringfellow 2-116-1, F. Owusu 2-45-1, J. Grant 2-8, L. Carroo 1-33-1, D. Parker 1-5, S. Perry 1-4, K. Drake 1-2.

### SACKS (Sk-Yds):

Atlanta: None.

Miami: C. Malveaux 1-9.

### INTERCEPTIONS (Int-Yds):

Atlanta: D. Campbell 1-0, Ja. Jones 1-0.

Miami: None

### FORCED FUMBLES:

Atlanta: None.

Miami: T. McTyler 1.

### FUMBLE RECOVERIES (No-Yds):

Atlanta: None.

Miami: S. Johnson 1-0, J. Lucas 1-0.

### TEAM STATS

|                              | ATL        | MIA        |
|------------------------------|------------|------------|
| <b>First Downs</b>           | 17         | 12         |
| Rushing                      | 5          | 2          |
| Passing                      | 10         | 8          |
| Penalty                      | 2          | 2          |
| <b>3rd-Down Efficiency</b>   | 7 for 18   | 5 for 13   |
| <b>4th-Down Efficiency</b>   | 2 for 2    | 0 for 0    |
| <b>Total Net Yards</b>       | 279        | 318        |
| <b>Total Net Plays</b>       | 63         | 52         |
| Average Gain                 | 4.4        | 6.1        |
| <b>Net Yards Rushing</b>     | 113        | 60         |
| Rushes                       | 32         | 22         |
| Yards per Rush               | 3.5        | 2.7        |
| <b>Net Yards Passing</b>     | 166        | 258        |
| Completed - Attempted        | 20-30      | 16-30      |
| Yards per Pass Play          | 5.4        | 8.6        |
| Sacked - Yards Lost          | 1-9        | 0-0        |
| Had Intercepted              | 0          | 2          |
| <b>Punts - Average</b>       | 6-279-46.5 | 6-266-44.3 |
| <b>Return Yardage</b>        | 188        | 120        |
| Punts - Return Yards         | 5-74       | 4-7        |
| Kickoffs - Return Yards      | 5-114      | 5-113      |
| Interceptions - Return Yards | 2-0        | 0-0        |
| <b>Penalties - Yards</b>     | 7-76       | 7-49       |
| <b>Fumbles - Lost</b>        | 2-2        | 0-0        |
| <b>Red-Zone Efficiency</b>   | 2 for 3    | 1 for 3    |
| <b>Goal-to-Go Efficiency</b> | 1 for 1    | 0 for 0    |
| <b>Time of Possession</b>    | 34:53      | 25:07      |



## PRESEASON GAME RECAPS

# GAME 2

AUG. 17, 2017 | MIAMI GARDENS, FLA.  
HARD ROCK STADIUM  
ATTENDANCE: 64,464 | TV: WFOR CBS4

### SCORING SUMMARY

|                     |                |
|---------------------|----------------|
| <b>BALTIMORE 31</b> | <b>MIAMI 7</b> |
|---------------------|----------------|

|           | 1 | 2  | 3 | 4  | F  |
|-----------|---|----|---|----|----|
| Baltimore | 0 | 13 | 8 | 10 | 31 |
| Miami     | 0 | 7  | 0 | 0  | 7  |

Quarterback Jay Cutler and running back Jay Ajayi made their first preseason appearances as the Dolphins dropped a 31-7 decision against the Baltimore Ravens at Hard Rock Stadium. The loss evened the Dolphins' preseason record at 1-1.

Cutler, who was signed after Ryan Tannehill was sidelined by a knee injury, started at quarterback and completed 3-of-6 passes for 24 yards. He also had a 31-yard completion to DeVante Parker nullified by a holding penalty.

Ajayi, who missed the preseason opener because he was in the concussion protocol, started at running back and played the first series. He touched the ball on the first three offensive plays, carrying the ball twice and catching a pass for an 11-yard gain. He had a 19-yard run called back because of a penalty.

Senorise Perry scored the Dolphins' lone touchdown on an 11-yard run early in the second quarter. The score gave Miami a 7-0 lead and came seven plays after Xavien Howard intercepted a Ryan Mallett pass.

Rookie third-round pick Cordrea Tankersley also had an interception against Mallett and cornerback Byron Maxwell forced two fumbles in the first quarter, although Baltimore was able to recover both times.

Rookie defensive tackles Davon Godchaux and Vincent Taylor and linebacker Mike Hull all had a tackle for loss on running plays.

All four quarterbacks on the Dolphins roster saw action, with Matt Moore and David Fales following Cutler in the first half, and Brandon Doughty taking over late in the third quarter.

Backup quarterback Josh Woodrum had two touchdown runs for Baltimore, from 14 yards and 1 yard out. Mallett threw a 1-yard touchdown pass to tight end Larry Donnell to give Baltimore its first lead at 13-7.

Special teams miscues hurt the Dolphins, as Baltimore recovered Perry's fumble on a kickoff return and later blocked a Matt Darr punt.

The Dolphins' biggest threat of the second half came in the third quarter and ended when Fales threw an incomplete pass on fourth-and-1 from the Baltimore 47-yard line.

### SCORING DRIVES

| TEAM     | QTR | TIME  | PLAY (EXTRA POINT) (DRIVE INFO)                                 | BAL | MIA |
|----------|-----|-------|---|-----|-----|
| Dolphins | 2   | 13:44 | S.Perry 11 yd. run (A.Franks kick) (7-56, 2:19)                 | 0   | 7   |
| Ravens   | 2   | 7:56  | J.Tucker 52 yd. Field Goal (12-36, 5:48)                        | 3   | 7   |
| Ravens   | 2   | 5:42  | J.Tucker 27 yd. Field Goal (5-15, 2:05)                         | 6   | 7   |
| Ravens   | 2   | 2:56  | L.Donnell 1 yd. pass from R.Mallett (J.Tucker kick) (3-4, 1:13) | 13  | 7   |
| Ravens   | 3   | 7:12  | J.Woodrum 14 yd. run (J.Woodrum-L. Donnell pass) (3-54, 1:37)   | 21  | 7   |
| Ravens   | 4   | 14:52 | J.Woodrum 1 yd. run (J.Tucker kick) (10-54, 5:23)               | 28  | 7   |
| Ravens   | 4   | 7:37  | J.Tucker 41 yd. Field Goal (10-43, 5:32)                        | 31  | 7   |

## GAME STATISTICS

#### RUSHING (Att-Yds-TD):

Baltimore: J. Allen 10-40, T. Mizzell 10-38, L. Taliaferro 6-15, J. Woodrum 3-15-2, B. Rainey 2-13, M. Campanaro 1-11, C. Moore 1-4, R. Ortiz 1-3, D. Woodhead 1-2, T. Lewis 1-2, T. West 6-(-2).

Miami: S. Perry 6-25-1, D. Williams 4-11, S. Johnson 5-4, D. Fales 1-4, D. Smith 1-4, J. Ajayi 2-(-2).

#### PASSING (A-C-Y-TD-I):

Baltimore: R. Mallett 22-13-113-1-2, J. Woodrum 10-8-110-0-0, T. Lewis 1-1-18-0-0.

Miami: D. Fales 14-6-41-0-0, J. Cutler 6-3-24-0-0, B. Doughty 5-2-14-0-0, M. Moore 5-3-11-0-0.

#### RECEIVING (Rec-Yds-TD):

Baltimore: M. Campanaro 4-35, J. Allen 3-16, M. Williams 2-48, M. Wallace 2-33, T. Mizzell 2-24, C. Board 1-20, V. Mayle 1-17, B. Watson 1-11, R. Malleck 1-10, G. Whalen 1-8, R. Ortiz 1-7, T. West 1-6, J. Maclin 1-5, L. Donnell 1-1-1.

Miami: M. Lewis 2-15, D. Stringfellow 2-14, D. Parker 1-16, J. Grant 1-12, J. Ajayi 1-11, M. Gray 1-6, K. Stills 1-6, D. Morgan 1-5, D. Williams 1-3, S. Perry 1-3, J. Thomas 1-2, J. Landry 1-(-3).

#### SACKS (Sk-Yds):

Baltimore: O. Foster 1-9, T. Williams 1-7.

Miami: None.

#### INTERCEPTIONS (Int-Yds):

Baltimore: None.

Miami: X. Howard 1-0, C. Tankersley 1-0.

#### FORCED FUMBLES:

Baltimore: D. Payne 1.

Miami: B. Maxwell 2.

#### FUMBLE RECOVERIES (No-Yds):

Baltimore: J. Tucker 1-0.

Miami: None.

#### TEAM STATS

|                              | BAL               | MIA               |
|------------------------------|-------------------|-------------------|
| <b>First Downs</b>           | <b>21</b>         | <b>9</b>          |
| Rushing                      | 9                 | 1                 |
| Passing                      | 12                | 5                 |
| Penalty                      | 0                 | 3                 |
| <b>3rd-Down Efficiency</b>   | <b>9 for 17</b>   | <b>2 for 12</b>   |
| <b>4th-Down Efficiency</b>   | <b>1 for 3</b>    | <b>0 for 1</b>    |
| <b>Total Net Yards</b>       | <b>382</b>        | <b>120</b>        |
| <b>Total Net Plays</b>       | <b>75</b>         | <b>51</b>         |
| Average Gain                 | 5.1               | 2.4               |
| <b>Net Yards Rushing</b>     | <b>141</b>        | <b>46</b>         |
| Rushes                       | 42                | 19                |
| Yards per Rush               | 3.4               | 2.4               |
| <b>Net Yards Passing</b>     | <b>241</b>        | <b>74</b>         |
| Completed - Attempted        | 22-33             | 14-30             |
| Yards per Pass Play          | 7.3               | 2.3               |
| Sacked - Yards Lost          | 0-0               | 2-16              |
| Had Intercepted              | 2                 | 0                 |
| <b>Punts - Average</b>       | <b>2-100-50.0</b> | <b>9-337-37.4</b> |
| <b>Return Yardage</b>        | <b>37</b>         | <b>131</b>        |
| Punts - Return Yards         | 3-20              | 2-8               |
| Kickoffs - Return Yards      | 1-17              | 6-123             |
| Interceptions - Return Yards | 0-0               | 2-0               |
| <b>Penalties - Yards</b>     | <b>11-81</b>      | <b>9-71</b>       |
| <b>Fumbles - Lost</b>        | <b>3-0</b>        | <b>2-1</b>        |
| <b>Red-Zone Efficiency</b>   | <b>3 for 5</b>    | <b>1 for 1</b>    |
| <b>Goal-to-Go Efficiency</b> | <b>2 for 2</b>    | <b>0 for 0</b>    |
| <b>Time of Possession</b>    | <b>36:27</b>      | <b>23:33</b>      |



## PRESEASON GAME RECAPS

# GAME 3

AUG. 24, 2017 | PHILADELPHIA, PA.  
LINCOLN FINANCIAL FIELD  
ATTENDANCE: 69,596 | TV: WFOR CBS4

### SCORING SUMMARY

|                 |                        |
|-----------------|------------------------|
| <b>MIAMI 31</b> | <b>PHILADELPHIA 38</b> |
|-----------------|------------------------|

|              | 1  | 2  | 3 | 4 | F  |
|--------------|----|----|---|---|----|
| Miami        | 14 | 10 | 7 | 0 | 31 |
| Philadelphia | 14 | 14 | 3 | 7 | 38 |

The Miami Dolphins and Philadelphia Eagles gave fans tuning in quite a show in their preseason matchup at Lincoln Financial Field.

In an unusually high-scoring affair for the preseason, the Eagles pulled out a 38-31 victory on backup quarterback Matt McGloin's 1-yard touchdown pass to Marcus Johnson in the fourth quarter.

As the next-to-last preseason game, starters for both teams got more playing time than normal and they combined to produce a wild first half that featured big plays on offense and five turnovers, including a pick-six by Philadelphia linebacker Mychal Kendricks and a near-pick-six by Miami defensive tackle Jordan Phillips.

Jay Cutler started at quarterback for the Dolphins and his night was over in the second quarter after he had completed 5 of 8 passes for 101 yards, including a 72-yard hook-up with DeVante Parker where Parker won a jump ball against Eagles cornerback Ronald Darby.

Jay Ajayi had a strong outing at running back, carrying nine times for 53 yards and two 2-yard touchdowns, one set up by Parker's long reception and the other set up by Phillips' interception. On the opening drive of the game, Ajayi ripped off a 26-yard gain on a run to move the Dolphins into Philadelphia territory, but the drive ended when Cutler fumbled when he was sacked by defensive end Vinny Curry.

Tight end Julius Thomas had the other Dolphins touchdown in the first half on a 1-yard pass from Cutler. That touchdown came immediately after Kenny Stills got behind the Eagles secondary and drew a pass-interference penalty in the end zone to give the Dolphins a first-and-goal at the 1-yard line.

Jakeem Grant had a 69-yard touchdown reception from Brandon Doughty in the third quarter when he caught a quick slant and broke a tackle around the 40-yard line.

### SCORING DRIVES

| TEAM     | QTR | TIME  | PLAY (EXTRA POINT) (DRIVE INFO)                                  | MIA | PHI |
|----------|-----|-------|--|-----|-----|
| Eagles   | 1   | 12:22 | T.Smith 50 yd. pass from C.Wentz (C.Sturgis kick) (3-52, 0:53)   | 0   | 7   |
| Dolphins | 1   | 5:13  | J.Ajayi 2 yd. run (A.Franks kick) (5-93, 2:04)                   | 7   | 7   |
| Dolphins | 1   | 4:49  | J.Ajayi 2 yd. run (A.Franks kick) (1-2, 0:06)                    | 14  | 7   |
| Eagles   | 1   | 1:14  | A.Jeffery 15 yd. pass from C.Wentz (C.Sturgis kick) (9-93, 3:35) | 14  | 14  |
| Dolphins | 2   | 14:48 | J.Thomas 1 yd. pass from J.Cutler (A.Franks kick) (4-75, 1:26)   | 21  | 14  |
| Eagles   | 2   | 7:08  | C.Clement 3 yd. run (C.Sturgis kick) (6-53, 3:07)                | 21  | 21  |
| Eagles   | 2   | 5:45  | M.Kendricks 31 yd. interception return (C.Sturgis kick)          | 21  | 28  |
| Dolphins | 2   | 0:02  | A.Franks 56 yd. Field Goal (7-43, 1:00)                          | 24  | 28  |
| Eagles   | 3   | 7:28  | C.Sturgis 30 yd. Field Goal (13-65, 7:32)                        | 24  | 31  |
| Dolphins | 3   | 3:45  | J.Grant 69 yd. pass from B.Doughty (A.Franks kick) (1-69, 0:12)  | 31  | 31  |
| Eagles   | 4   | 11:08 | M.Johnson 1 yd. pass from M.McGloin (C.Sturgis kick) (4-5, 2:10) | 31  | 38  |

## GAME STATISTICS

#### RUSHING (Att-Yds-TD):

Miami: J. Ajayi 9-53-2, K. Drake 4-21, S. Johnson 3-13, M. Moore 1-1, D. Williams 4-(-1).  
Philadelphia: C. Clement 9-42-1, D. Pumphrey 12-37, B. Marshall 9-28, W. Smallwood 4-28, L. Blount 4-19, D. Evans 2-(-2).

#### PASSING (A-C-Y-TD-I):

Miami: M. Moore 11-5-43-0-2, J. Cutler 8-5-105-1-0, B. Doughty 7-2-74-1-1, D. Fales 3-1-6-0-0.  
Philadelphia: M. McGloin 26-22-155-1-1, C. Wentz 10-6-129-2-1.

#### RECEIVING (Rec-Yds-TD):

Miami: D. Parker 2-78, J. Landry 2-49, K. Stills 2-18, K. Drake 2-2, J. Thomas 2-1-1, J. Grant 1-69-1, D. Smith 1-6, L. Carroo 1-5.  
Philadelphia: M. Hollins 5-44, D. Pumphrey 5-37, T. Burton 4-43, Z. Ertz 3-44, A. Jeffery 2-35-1, C. Clement 2-11, M. Johnson 2-3-1, T. Smith 1-50-1, B. Treggs 1-9, G. Ward 1-5, S. Gibson 1-4, A. Denham 1-(-1).

#### SACKS (Sk-Yds):

Miami: A. Branch 1-10.  
Philadelphia: V. Curry 1-6, E. Qualls 0.5-3.5, A. McCalister 0.5-3.5.

#### INTERCEPTIONS (Int-Yds):

Miami: J. Phillips 1-18, L. Timmons 1-2.  
Philadelphia: J. Watkins 1-50, D. Cherry 1-42, L. Kendricks 1-31-1.

#### FORCED FUMBLES:

Miami: A. Franks 1.  
Philadelphia: V. Curry 1.

#### FUMBLE RECOVERIES (No-Yds):

Miami: T. Reilly 1-0.  
Philadelphia: F. Cox 1-0.

#### TEAM STATS

|                              | MIA        | PHI        |
|------------------------------|------------|------------|
| <b>First Downs</b>           | 15         | 25         |
| Rushing                      | 5          | 9          |
| Passing                      | 8          | 14         |
| Penalty                      | 2          | 2          |
| <b>3rd-Down Efficiency</b>   | 2 for 11   | 10 for 17  |
| <b>4th-Down Efficiency</b>   | 0 for 0    | 0 for 0    |
| <b>Total Net Yards</b>       | 302        | 426        |
| <b>Total Net Plays</b>       | 52         | 77         |
| Average Gain                 | 5.8        | 5.5        |
| <b>Net Yards Rushing</b>     | 87         | 152        |
| Rushes                       | 21         | 40         |
| Yards per Rush               | 4.1        | 3.8        |
| <b>Net Yards Passing</b>     | 215        | 274        |
| Completed - Attempted        | 13-29      | 28-36      |
| Yards per Pass Play          | 6.9        | 7.4        |
| Sacked - Yards Lost          | 2-13       | 1-10       |
| Had Intercepted              | 3          | 2          |
| <b>Punts - Average</b>       | 6-294-49.0 | 6-233-38.8 |
| <b>Return Yardage</b>        | 102        | 196        |
| Punts - Return Yards         | 2-6        | 4-3        |
| Kickoffs - Return Yards      | 3-76       | 4-70       |
| Interceptions - Return Yards | 2-20       | 3-123      |
| <b>Penalties - Yards</b>     | 4-33       | 16-147     |
| <b>Fumbles - Lost</b>        | 1-1        | 3-1        |
| <b>Red-Zone Efficiency</b>   | 3 for 4    | 3 for 4    |
| <b>Goal-to-Go Efficiency</b> | 3 for 4    | 2 for 2    |
| <b>Time of Possession</b>    | 20:45      | 39:15      |





## PRESEASON GAME RECAPS

# GAME 4

AUG. 31, 2017 | MINNEAPOLIS, MINN.  
U.S. BANK STADIUM  
ATTENDANCE: 66,409 | TV: WFOR CBS4

### SCORING SUMMARY

|           | 1 | 2  | 3 | 4 | F  |
|-----------|---|----|---|---|----|
| Miami     | 7 | 16 | 0 | 7 | 30 |
| Minnesota | 0 | 6  | 0 | 3 | 9  |

## MIAMI 30

## MINNESOTA 9

The preseason finale provides an opportunity for young players to showcase their ability, and wide receiver Jakeem Grant and quarterback David Fales did just that.

Grant had four catches for 141 yards and a touchdown, and Fales threw for three scores when the Dolphins beat the Minnesota Vikings 30-9 at U.S. Bank Stadium to end the preseason with a 2-2 record.

One week after catching a 69-yard touchdown pass against the Philadelphia Eagles, Grant was on the receiving end of a 65-yard touchdown pass from Fales in the second quarter.

Fales added touchdown passes of 6 yards to tight end MarQueis Gray in the final minute of the second quarter and 19 yards to Mitch Mathews in the fourth quarter.

The Dolphins also got a touchdown run from Kenyan Drake to open the scoring and a safety by rookie Praise Martin-Oguike when he sacked quarterback Taylor Heinicke in the end zone on the next offensive play after Gray's touchdown.

The Vikings got an 8-yard touchdown on a pass from Heinicke to Cayleb Jones, the son of former Dolphins linebacker Robert Jones, and a 24-yard field goal by Kai Forbath after the Miami defense kept them out of the end zone despite a first-and-goal from the 1-yard line.

The Dolphins defense had another stand in the fourth quarter, stopping Minnesota on a fourth-and-1 from the Miami 4-yard line when linebacker Trevor Reilly sacked backup quarterback Mitch Leidner after he rolled out of the pocket.

Along with Reilly and Martin-Oguike, the Dolphins also got sacks from Lawrence Okoye, Jordan Lucas and Julius Warmlesley.

Fales split quarterbacking duties with Brandon Doughty, whose 28-yard completion to Grant on a third-and-10 was the biggest play on the opening drive, which ended with Drake's touchdown run. Later on that drive, Grant was the intended receiver on a fourth-and-2 from the Minnesota 20-yard line that was converted because of a defensive pass interference penalty.

In the second quarter, Grant was the intended receiver in the end zone on a third-down pass that fell incomplete, but cornerback Mackensie Alexander was called for taunting Grant after the play. On the next play, Fales connected with Gray to increase the Dolphins lead to 21-6.

### SCORING DRIVES

| TEAM     | QTR | TIME  | PLAY (EXTRA POINT) (DRIVE INFO)                                   | MIA | MIN |
|----------|-----|-------|---|-----|-----|
| Dolphins | 1   | 11:07 | K.Drake 1 yd. run (A.Franks kick) (10-78, 3:53)                   | 7   | 0   |
| Dolphins | 2   | 12:17 | J.Grant 65 yd. pass from D.Fales (A.Franks kick) (4-77, 1:30)     | 14  | 0   |
| Vikings  | 2   | 7:38  | C.Jones 8 yd. pass from T.Heinicke (kick failed, wl) (9-75, 4:39) | 14  | 6   |
| Dolphins | 2   | 0:24  | M.Gray 6 yd. pass from D.Fales (A.Franks kick) (10-80, 1:29)      | 21  | 6   |
| Dolphins | 2   | 0:12  | T.Heinicke sacked in end zone by P.Martin-Oguike for a Safety     | 23  | 6   |
| Vikings  | 4   | 14:53 | K.Forbath 24 yd. Field Goal (15-58, 8:37)                         | 23  | 9   |
| Dolphins | 4   | 11:51 | M.Mathews 19 yd. pass from D.Fales (A.Franks kick) (8-70, 3:02)   | 30  | 9   |

## GAME STATISTICS

#### RUSHING (Att-Yds-TD):

Miami: K. Drake 8-27-1, S. Johnson 8-21, D. Smith 4-19, D. Fales 1-(-1), B. Doughty 2-(-2).  
Minnesota: B. Hill 13-35, T. Newby 14-34, T. Heinicke 2-18, M. Leidner 3-4.

#### PASSING (A-C-Y-TD-I):

Miami: D. Fales 20-12-193-3-0, B. Doughty 17-8-106-0-0.  
Minnesota: T. Heinicke 20-9-93-1-0, M. Leidner 19-14-129-0-0.

#### RECEIVING (Rec-Yds-TD):

Miami: J. Grant 4-141-1, M. Gray 4-19-1, D. Morgan 3-47, M. Mathews 2-30-1, S. Johnson 2-26, C. Pantale 2-18, L. Carroo 1-12, M. Lewis 1-4, D. Smith 1-2.  
Minnesota: C. Jones 9-127-1, K. Carter 3-23, B. Hill 2-21, N. Truesdell 2-14, T. Newby 2-3, I. Fruechte 1-9, L. Treadwell 1-9, M. Boehringer 1-6, B. Hodges 1-5, S. Coley 1-5.

#### SACKS (Sk-Yds):

Miami: P. Martin-Oguike 1-10, L. Okoye 1-9, T. Reilly 1-5, J. Warmlesley 1-1, J. Lucas 1-0.  
Minnesota: D. Bradley 1-13.

#### INTERCEPTIONS (Int-Yds):

Miami: None.  
Minnesota: None.

#### FORCED FUMBLES:

Miami: None.  
Minnesota: None.

#### FUMBLE RECOVERIES (No-Yds):

Miami: None.  
Minnesota: None.

#### TEAM STATS

|                              | MIA               | MIN               |
|------------------------------|-------------------|-------------------|
| <b>First Downs</b>           | <b>19</b>         | <b>19</b>         |
| Rushing                      | 4                 | 6                 |
| Passing                      | 12                | 10                |
| Penalty                      | 3                 | 3                 |
| <b>3rd-Down Efficiency</b>   | <b>6 for 14</b>   | <b>8 for 18</b>   |
| <b>4th-Down Efficiency</b>   | <b>0 for 0</b>    | <b>1 for 3</b>    |
| <b>Total Net Yards</b>       | <b>350</b>        | <b>288</b>        |
| <b>Total Net Plays</b>       | <b>61</b>         | <b>76</b>         |
| Average Gain                 | 5.7               | 3.8               |
| <b>Net Yards Rushing</b>     | <b>64</b>         | <b>91</b>         |
| Rushes                       | 23                | 32                |
| Yards per Rush               | 2.8               | 2.8               |
| <b>Net Yards Passing</b>     | <b>288</b>        | <b>197</b>        |
| Completed - Attempted        | 20-37             | 23-39             |
| Yards per Pass Play          | 7.5               | 4.5               |
| Sacked - Yards Lost          | 1-13              | 5-25              |
| Had Intercepted              | 0                 | 0                 |
| <b>Punts - Average</b>       | <b>5-244-48.8</b> | <b>6-267-44.5</b> |
| <b>Return Yardage</b>        | <b>87</b>         | <b>58</b>         |
| Punts - Return Yards         | 1-9               | 4-9               |
| Kickoffs - Return Yards      | 4-78              | 2-49              |
| Interceptions - Return Yards | 0-0               | 0-0               |
| <b>Penalties - Yards</b>     | <b>7-51</b>       | <b>8-65</b>       |
| <b>Fumbles - Lost</b>        | <b>1-0</b>        | <b>0-0</b>        |
| <b>Red-Zone Efficiency</b>   | <b>3 for 4</b>    | <b>1 for 4</b>    |
| <b>Goal-to-Go Efficiency</b> | <b>2 for 2</b>    | <b>0 for 1</b>    |
| <b>Time of Possession</b>    | <b>22:54</b>      | <b>37:06</b>      |



## STEPHEN M. ROSS



STEPHEN M.  
**ROSS**

**CHAIRMAN OF THE BOARD/  
MANAGING GENERAL PARTNER**

COLLEGE: MICHIGAN  
NFL: 10TH SEASON // DOLPHINS: 10TH SEASON

Stephen M. Ross, Chairman and Founder of Related Companies – an international real estate firm – began his ownership interest in the Miami Dolphins in February of 2008 when he became a 50 percent partner with H. Wayne Huizenga in the team, Hard Rock Stadium and the surrounding developable land. He increased that share to a 95 percent ownership of the team and the stadium on Jan. 20, 2009 and assumed the responsibility of managing general partner of both the Dolphins and the stadium, which culminated one of his long-held dreams; Mr. Ross grew up in South Florida and the Dolphins have been a lifetime passion for him.

Under Mr. Ross' leadership, the Dolphins have become one of the most fan-friendly teams in the National Football League. They have significantly expanded the Miami Dolphins Foundation's presence in the South Florida community with a host of new civic and charitable initiatives. Additionally, Mr. Ross reached a unique agreement with Miami-Dade County in June 2014 to modernize the home stadium of the Miami Dolphins. Phase I of the project was completed in time for the 2015 season and changed every seat in the stadium, rebuilt the concourses on the 100 and 300 levels, moved seats 25-feet closer to the field on the north and south sidelines, introduced five new premium spaces and allowed fans to enjoy improved food, enhanced concourses and 16 new restroom facilities throughout the stadium. For the 2016 season, Hard Rock Stadium installed a state-of-the-art canopy that keeps as many as 92 percent of the spectators in the shade and protected from the rain and four giant high-definition video boards. Unveiled in 2017 are remodeled, modernized suites throughout the stadium offering a more intimate club space on the 200 level with improved amenities and food. Also, Mr. Ross has lived up to his pledge to provide the coaches, support staff and players all of the necessary resources to build a winning team, including a \$10 million renovation to make the club's training facility a state-of-the-art venue that incorporates the latest technology and advances.

Mr. Ross is committed to supporting the community that supports the Dolphins. He has strengthened the reach of the Miami Dolphins Foundation, offering tremendous support in the areas of education, health, volunteerism and youth programs. In May 2013, Ross pledged to give more than half of his estate to philanthropic causes and charitable organizations, including South Florida-based institutions. The commitment was made through the Giving Pledge, a long-term global initiative created by Warren Buffett and Bill and Melinda Gates that aims to inspire deeper engagement in philanthropy and increase charitable giving globally. As an NFL owner, he is using his platform to harness the unifying power of sport to advance race relations across the country through the establishment of the nonprofit organization Ross Initiative in Sports for Equality (RISE). The nonprofit's efforts have been so impactful, RISE was recognized in 2017 by ESPN's Humanitarian Awards for the Stuart Scott Enspire Award. The award celebrates people who have taken risk and used an innovative approach to helping the disadvantaged through the power of sports. Ross' efforts through RISE were honored as they personify the ethos of fairness, ethics, respect and fellowship with others.

Mr. Ross graduated from the University of Michigan with a Bachelor of Business Administration degree and from Wayne State University Law School with a Juris Doctor degree. He later received a Master of Laws in Taxation from New York University School of Law. In 2004, the University of Michigan renamed its business school the Stephen M. Ross School of Business at the University of Michigan and in 2011, the school awarded him an honorary Doctor of Laws degree at its commencement.





## MIKE TANNENBAUM



Mike Tannenbaum enters his third season as the team's executive vice president of football operations after he was named to the role on Jan. 6, 2015. He originally joined the organization as a consultant in August 2014 and has 20 years of NFL experience at various levels of NFL personnel departments and front offices.

In his role, Tannenbaum oversees and coordinates the effort of football operations and administration. He works together with General Manager Chris Grier and Head Coach Adam Gase, and other senior executives in implementing the philosophy of building a championship caliber football team.

In Tannenbaum's first two seasons he has overseen a successful transition to a new head coach and general manager, and helped the Dolphins earn their first playoff berth in eight years with a 10-6 record in 2016.

One of the team's strategies to building a competitive roster is retaining its own core players. Since Tannenbaum's arrival in 2015, the Dolphins have re-signed or agreed to contract extensions with several key players including center Mike Pouncey (2015), quarterback Ryan Tannehill (2017), defensive end Cameron Wake (2016 and 2017), safety Reshad Jones (2017), wide receiver Kenny Stills (2017), linebacker Kiko Alonso (2017) and defensive end Andre Branch (2017). That group has combined for nine Pro Bowl selections in their careers.

Tannenbaum has made several significant trades during his Dolphins tenure. He acquired Stills in 2015 from the New Orleans Saints. Stills led the Dolphins with nine touchdowns and finished third in the NFL with a 17.3 yards per reception average in 2016. Prior to the 2016 NFL draft, Tannenbaum swapped first-round picks with Philadelphia, moving down five spots and adding Alonso and cornerback Byron Maxwell. The team used the acquired first-round pick (No. 13 overall) on offensive lineman Laremy Tunsil, successfully adding three starters in exchange for one selection. In 2016, Alonso led the team with 115 tackles (69 solo), Maxwell had more passes defended (15) than any Dolphins player since 2008 and Tunsil became the first Dolphin to ever start games at both guard and tackle as a rookie. In 2017, Tannenbaum traded a seventh-round pick to Jacksonville in exchange for two-time Pro Bowl tight end Julius Thomas, a player who previously thrived in Denver under Gase, who was his offensive coordinator there.

In his first full offseason with the Dolphins in 2015, Tannenbaum helped land one of the top unrestricted free agents in four-time Pro Bowl defensive tackle Ndamukong Suh. In 2016, Suh was named to his fifth career Pro Bowl after he recorded a career-high 72 tackles (41 solo).

Prior to the Dolphins, Tannenbaum spent two years (2013-14) as an agent and principal at Priority Sports and Entertainment. He spent the previous 16 seasons (1997-2012) in various roles for the New York Jets, including his final seven years (2006-12) as the team's executive vice president and general manager. During his time as general manager, the Jets went to the playoffs three times, won four playoff games and made two AFC Championship game appearances.

Tannenbaum began his tenure in New York as director of player contracts in 1997 and was promoted to assistant general manager and director of pro personnel in 2001. In 2004, he was elevated to the role of assistant general manager and senior vice president of football operations before taking on the role of general manager prior to the 2006 season. Tannenbaum's first draft at the helm as general manager began with the

selection of two offensive linemen, making the Jets the first team since the 1975 L.A. Rams to select two offensive linemen in the first round. Both left tackle D'Brickashaw Ferguson, chosen fourth overall, and center Nick Mangold, selected 29th overall, were named to various NFL All-Rookie teams and have since been named to multiple Pro Bowls. That draft class started 47 games in 2006 and helped the Jets advance to the first round of the NFL playoffs with a record of 10-6, a six-win improvement from the 2005 campaign.

In Tannenbaum's second draft as GM, the Jets selected two invaluable additions to their defense. Using the trade route, they moved up in rounds one and two to select cornerback Darrelle Revis and linebacker David Harris, respectively. Both emerged as starters as rookies. Revis quickly blossomed into a perennial All-Pro and Harris emerged as one of the game's most consistent linebackers. The 2011 draft generated an immediate impact when Tannenbaum selected first-rounder Muhammed Wilkerson, who started all 16 games on the defensive line during his rookie season.

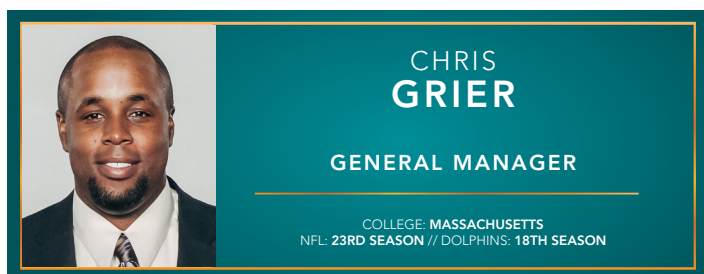
Tannenbaum began his career in the NFL with the New Orleans Saints in 1994 before accepting the position of player personnel assistant with the Cleveland Browns in 1995. He returned to the Saints for the 1996 season as a player personnel assistant prior to joining the Jets in 1997.

A native of Needham, Massachusetts, Tannenbaum earned an accounting degree from the University of Massachusetts-Amherst and graduated cum laude from Tulane University Law School. He also was selected to the NFL General Managers Advisory Committee in 2008 and appointed to the Board of Directors of the Sports Lawyers Association, while serving as a member of the American Bar Association in the Sports and Entertainment division.





## CHRIS GRIER



Chris Grier is entering his 18th season with the Miami Dolphins and second as the club's general manager. Grier was appointed general manager on Jan. 4, 2016 after spending the previous nine years as the team's director of college scouting. He works together with Executive Vice President of Football Operations Mike Tannenbaum and Head Coach Adam Gase to help build a championship-caliber football team. In his role, Grier oversees the draft, both college and pro personnel departments and all scouting efforts.

In his first draft as general manager in 2016, Grier worked with his staff to bring linebacker Kiko Alonso and cornerback Byron Maxwell to Miami in a trade with the Philadelphia Eagles. The deal net the team the 13th pick of the draft, which Grier used to select guard/tackle Laremy Tunsil, who started 14 games as a rookie and became the first offensive lineman in franchise history to start at least one game at guard and tackle in his rookie year. Alonso went on to start 15 games and lead the team with 115 total tackles (69 solo), ranking No. 9 in the AFC in 2016, while Maxwell started 13 games and had 15 passes defensed, the most by a Dolphins player since 2008.

The team also drafted running back Kenyan Drake and wide receiver Jakeem Grant in 2016, who became just the second rookie duo in team history to combine for a kickoff return and punt return for a touchdown in the same season.

Grier helped turn more than half the roster over in 2016, as the team entered training camp with more than 45 new players acquired during the offseason. The results were a four-game improvement from the previous season, the fifth-best mark in the NFL. The Dolphins finished 10-6 with a playoff berth, the team's best record and first playoff appearance since 2008.

As the team's director of college scouting (2007-15), Grier was part of a front office that discovered some of the best collegiate players the Dolphins have ever drafted, including wide receiver Jarvis Landry and running back Jay Ajayi.

A second-round selection in 2014, Landry finished his first three NFL seasons with 288 receptions, tied for the most any NFL player has ever recorded in his first three years in the league. A fifth-round pick in 2015, Ajayi became just the fourth player in NFL history to post three 200-yard rushing games in the same season in 2016. His 1,272 rushing yards were third all-time in team history and he holds three of the team's six best single-game rushing performances. Both Landry and Ajayi were Pro Bowl selections following the 2016 season.

In 2011, the Dolphins drafted center Mike Pouncey in the first round. Pouncey has developed into one of the league's best interior linemen and was selected to the Pro Bowl for the third time in his career in 2015.

Ajayi wasn't the only diamond in the rough found by the team during Grier's tenure as director of college scouting. Safety Reshad Jones was a fifth-round pick in 2010 and was named the team's co-MVP following the 2015 season after he became the first player in team history to record at least 100 tackles, four interceptions and two sacks in a single season.

Prior to being the team's director of college scouting, Grier served as an area scout with the club from 2000-02, before being promoted to national scout/assistant director of college scouting in 2003. Miami won the AFC East during his first season with the team.

Grier started with the Patriots as an intern in 1994. He joined the club on a full-time basis the following year, and served as a regional scout until joining the Dolphins in 2000. In 1996, Grier was part of a New England staff that won the AFC Championship. He helped scout several players for a Patriots roster that went on to win Super Bowls XXXVI, XXXVIII and XXXIX. Grier has worked with several of football's most successful coaches and executives throughout his career and that has helped shape his football philosophy. His father, Bobby Grier, is the former vice president of player personnel for the Patriots and recently retired as a senior personnel advisor with the Houston Texans. Chris has also worked with and learned under Pro Football Hall of Famer Bill Parcells, Patriots Head Coach Bill Belichick, Seattle Seahawks Head Coach Pete Carroll and University of Alabama Head Coach Nick Saban.

Grier attended the University of Massachusetts-Amherst where he majored in journalism and played football for two years before injuries ended his career. He spent his final two years there as an undergraduate assistant.

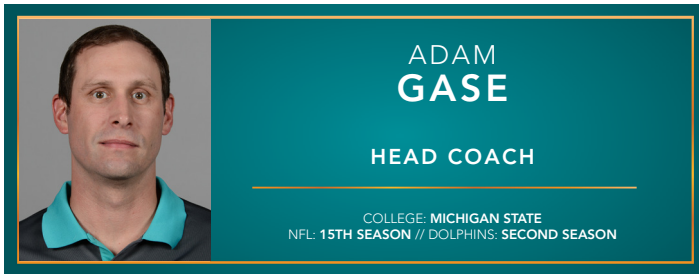
Chris' brother, Michael, played for the Edmonton Oilers, Washington Capitals, San Jose Sharks and Buffalo Sabres of the National Hockey League. He is currently a scout for the Chicago Blackhawks.

A native of Holliston, Mass., Grier resides in Weston with his wife, Paige, and their two sons, Landon and Jackson.





## ADAM GASE



Adam Gase was named the 12th head coach in Miami Dolphins history on Jan. 9, 2016.

In just his first season as an NFL head coach, Gase directed the Dolphins to a 10-6 record and playoff berth, the team's best record and first playoff appearance since 2008.

Miami turned its season around with a six-game winning streak following a 1-4 start. The streak was the team's longest since 2005 and marked just the second time a coach other than Don Shula led the team to six straight regular season wins. From Week 6 through the end of the season, the team was third in the NFL in rushing offense (132.9 yards per game), tied for third in sacks allowed (13), tied for fourth in takeaways (21) and 11th in scoring offense (25.0 points per game).

Halftime adjustments were also key to the team's improvement. The Dolphins finished the 2016 season with a +46 point differential after halftime, which ranked No. 8 in the NFL. The team outscored its opponents by a total of 221-175 after the break, including two overtime wins vs. Cleveland (9/25) and at Buffalo (12/24).

With Gase directing the offense, quarterback Ryan Tannehill posted the most efficient season of his five-year NFL career, despite being lost to a season-ending injury in Week 14. Tannehill completed 261-of-389 passes (67.1 pct.) for 2,995 yards and 19 touchdowns. His 93.5 quarterback rating, 7.7 yards per attempt and 67.1 completion percentage were all career highs. Tannehill completed a 50-plus-yard pass in seven of his 13 games, which tied for the NFL lead. Both Tannehill and quarterback Matt Moore finished first and second in the NFL in highest red zone passer rating (min. six attempts), with Tannehill posting a 119.7 mark and Moore finishing second at 118.8.

Miami found a renewed rushing attack in Gase's first season, led by running back Jay Ajayi. Despite not starting until Week 5, Ajayi totaled 261 carries for 1,272 yards (4.9 avg.) and eight touchdowns. His 1,272 rushing yards were third-best in Dolphins history and he rushed for more than 200 yards in three different games. In just the 2016 season alone, Ajayi now holds three of the team's top six single-game rushing performances and became one of just four players in NFL history to rush for 200 yards in three-or-more games in the same season. Ajayi's 1,085-yard improvement from the 2015 season was the largest of any NFL player in 2016 and he led the NFL with 1,155 rushing yards from Week 6 through the end of the season.

Wide receiver Jarvis Landry also had a great first year under Gase. Landry caught 94 passes for 1,136 yards (12.1 avg.). He and Ajayi marked the second time a Dolphins team had produced a 1,000-yard rusher and 1,000-yard receiver in the same season.

In 2015, Gase was the offensive coordinator for the Chicago Bears. Under Gase, the Bears implemented a balanced offensive attack that improved the team's rushing totals from No. 27 in the season before Gase arrived in Chicago to No. 11 in 2015, as the unit averaged 25.6 more rushing yards per game. Bears quarterback Jay Cutler finished the 2015 season with the highest passer rating (92.3) of his career. Cutler also threw seven fewer interceptions than the previous season and his interception rate of 2.3 percent was the best showing of his career for a season where he played at least 12 games. In addition, Cutler's yards per attempt increased by 0.8, the second-largest one-year increase in his career.

Prior to joining the Bears, Gase spent six seasons (2009-14) with the Denver Broncos, during which the team compiled a 58-38 (.604) regular-season record, won four AFC West titles, three playoff games and an AFC Championship, including a trip to Super Bowl XLVIII.

While Gase was the Denver Broncos' offensive coordinator in 2013 and 2014, the Broncos led the NFL in scoring offense (34.0 points per game), total offense (430.1 yards per game) and passing offense (315.8 yards per game). During his two seasons as coordinator, seven players from the Broncos offense were named to the Pro Bowl: running back C.J. Anderson (2014), tackle Ryan Clady (2014), quarterback Peyton Manning (2013-14), wide receiver Emmanuel Sanders (2014), wide receiver Demaryius Thomas (2013-14), tight end Julius Thomas (2013-14) and guard Louis Vasquez (2013).

In 2014, the Broncos finished 12-4, winning the AFC West and earning a bye in the first round of the playoffs. Gase helped Denver finish second in scoring, averaging 30.1 points per contest. Manning continued his excellence, completing 66.2 percent of his passes and passing for 4,727 yards and 39 touchdowns. He set the NFL's career passing touchdown record on Oct. 19, 2014 against San Francisco. Demaryius Thomas broke the franchise's single-season receiving record with 1,619 receiving yards. He finished the year with 111 receptions, second in the league and a

career high. Wide receiver Emmanuel Sanders also set career highs in both receptions (101) and receiving yards (1,404), ranking No. 5 in the NFL in both categories. Running back C.J. Anderson, who entered the 2014 season with just seven career carries, was instrumental in helping Denver finish the season strong. In the final seven games of the regular season, Anderson carried the ball 140 times for 648 yards (4.6 avg.) and eight touchdowns as the Broncos won five of their last seven contests. He became the first Denver running back since 2004 to rush for 150-plus yards in consecutive games.

In 2013, Gase's first as offensive coordinator, the Broncos set NFL records in both points (606) and touchdowns (76) and Denver's scoring output increased by 7.8 points per game. The Broncos totaled 59.4 yards per game more than they did in 2012 and led the NFL with 5,444 passing yards and 55 passing touchdowns. The explosive offense helped Denver finish the regular season 13-3, winning the AFC West and earning the top seed in the AFC playoffs, where the Broncos won the conference title and played in Super Bowl XLVIII.

In addition to setting NFL team records, Gase also helped Manning have the most prolific season of any quarterback in NFL history. Manning's 5,477 passing yards and 55 passing touchdowns were both NFL records that still stand today. Manning earned his fifth NFL MVP award and also was honored as the Maxwell Club Player of the Year and AP Offensive Player of the Year.

In total, the Broncos set or tied 12 NFL offense and scoring records in the 2013 season with Gase as offensive coordinator: points (606), touchdowns (76), players with 10 or more touchdowns (5), passing first downs (293), games with 50-plus points (3), points in the second half (318), individual passing yards (Manning, 5,477), individual passing touchdowns (Manning, 55), most four-touchdown passing games (Manning, 9), most two-touchdown passing games (Manning, 15), most 400-yard passing games (Peyton Manning, 4) and most 90-plus passer rating games (Manning, 15).

The 2013 Broncos were one of just four teams in the past five seasons (2011-15) to have two 1,000-yard receivers and a 1,000-yard rusher. Wide receiver Demaryius Thomas was fourth in the NFL with 1,430 receiving yards, while fellow receiver Eric Decker ranked No. 9 with 1,288. Running back Knowshon Moreno rushed for 1,038 yards and 10 touchdowns. Denver became the only team in NFL history to have four players catch 10 or more touchdown passes in the same season. Demaryius Thomas led the way with 14 touchdown grabs, tight end Julius Thomas was second with 12, Decker finished with 11 and wide receiver Wes Welker totaled 10 touchdown receptions.

Gase served as Denver's quarterbacks coach from 2011-12. Manning joined the team in 2012 following 14 seasons with the Indianapolis Colts, including a 2011 campaign that he missed due to injury. With Gase as his position coach in 2012, Manning was wildly successful, finishing second in the league in passer rating (105.8), third in passing touchdowns (37) and sixth in passing yards (4,659). He earned the AP NFL Comeback Player of the Year award and was runner-up for NFL MVP. The Broncos won the AFC West with a 13-3 mark and finished the season on an 11-game winning streak. The team's passing offense was fifth in the NFL (283.4 yards per game) and the club finished second in scoring (30.1 points per game) and fourth in total offense (397.9 yards per game).

In 2011, Gase worked with quarterbacks Kyle Orton and Tim Tebow, helping lead the Broncos to the AFC West crown and a Wild Card playoff victory. Tebow rushed for 660 yards, the most by a quarterback in franchise history and 12th-most by an NFL quarterback ever. He also rushed for six touchdowns.

Gase joined the Broncos in 2009 as the wide receivers coach, a position he held for two seasons.

In 2010, he helped wide receiver Brandon Lloyd earn a Pro Bowl invitation after he led the league in receiving with 1,448 yards and 11 touchdowns. It was the first time a Broncos player had ever led the league in receiving yards. The 1,448 yards were 482 more than Lloyd recorded in any other season throughout his 11-year NFL career. He joined Brett Perriman (Detroit, 1995) as the only two players in NFL history to record their first 1,400-yard campaign in their eighth season or later.

Gase coached another Pro Bowl wide receiver in 2009 when Brandon Marshall caught 101 passes for 1,120 yards (11.1 avg.) and 10 touchdowns. The 101 receptions were the fourth-highest mark in the league and the Pro Bowl selection was Marshall's second of his young career. Marshall set a single-game NFL record with 21 receptions against Indianapolis on Dec. 13, 2009.

Gase spent the 2008 season as an offensive assistant for the San Francisco 49ers.

Prior to San Francisco, Gase held several roles for five seasons (2003-07) with the Detroit Lions. He coached the Lions' quarterbacks in 2007, working with quarterback Jon Kitna in one of the finest seasons of his career. Kitna passed for 4,068 yards, the second-most in his 14-year NFL career, and 18 touchdowns. His 4,068 passing yards ranked No. 6 in the NFL and he finished fifth with 355 completions.

Gase was an offensive quality control coach for the Lions in 2006. He began his NFL career as a scouting/coaching assistant for the Lions, a role he held from 2003 to 2005.

Gase began his coaching career as a defensive graduate assistant at LSU in 2000. He spent the following two seasons on the recruiting staff for Head Coach Nick Saban, winning a Southeastern Conference championship in 2001 and helping recruit a group of players that won the BCS National Championship in 2003.

He and his wife, Jennifer, have a daughter, McKenzie, and two sons, A.J. and Wyatt.



## 2017 MIAMI DOLPHINS OFFENSIVE AND STRENGTH & CONDITIONING COACHES



### CLYDE CHRISTENSEN OFFENSIVE COORDINATOR

Born January 28, 1956, Covina, Calif.  
Quarterback Fresno City College 1975, North Carolina 1976-78. No pro playing experience. College coach: Mississippi 1979, East Tennessee State 1980-82, Temple 1983-85, East Carolina 1986-88, Holy Cross 1989-1990, South Carolina 1991, Maryland 1992-93, Clemson, 1994-95. Pro coach: Tampa Bay Buccaneers 1996-2001, Indianapolis Colts 2002-2015, joined Dolphins in 2016.



### DANNY BARRETT RUNNING BACKS

Born December 18, 1961, Boynton Beach, Fla.  
Quarterback Cincinnati 1979-82. Pro quarterback Calgary Stampeders 1983-85, 1990-91, 1996, Toronto Argonauts 1985-88, BC Lions 1992-93, 1998, Ottawa Rough Riders 1994-95. College coach: Buffalo 2007-09, Central Florida 2011-15. Pro coach: Calgary Stampeders 1997, BC Lions 1998-99, Saskatchewan Roughriders 2000-06, joined Dolphins in 2016.



### SHANE DAY TIGHT ENDS

Born September 27, 1974, Manhattan, Kan.  
Wide receiver Rhodes College 1995-96. No pro playing experience. College coach: Michigan 2005-06, Connecticut 2012-13. Pro coach: San Francisco 49ers 2007-09, Chicago Bears 2010-11, Washington Redskins 2014-15, joined Dolphins in 2016.



### CHRIS FOERSTER RUN GAME COORD./OFFENSIVE LINE

Born October 12, 1961, Milwaukee, Wisc.  
Center Colorado State 1979-1982. No pro playing experience. College coach: Colorado State 1983-87, Stanford 1988-1991, Minnesota 1992. Pro coach: Minnesota Vikings 1993-95, Tampa Bay Buccaneers 1996-2001, Indianapolis Colts 2002-03, Miami Dolphins 2004, Baltimore Ravens, 2005-07, San Francisco 49ers, 2008-09, 2015, Washington Redskins 2010-14, re-joined Dolphins in 2016.



### JOSH GRIZZARD OFFENSIVE QUALITY CONTROL

Born June 11, 1990, Zebulon, N.C.  
Defensive back Yale 2008-11. No pro playing experience. College coach: Yale 2012, Duke 2013-16. Pro coach: Joined Dolphins in 2017.



### BO HARDEGREE QUARTERBACKS

Born July 5, 1984, Jackson, Tenn.  
Quarterback Tennessee 2003-06. No pro playing experience. College coach: Duke 2008-10, Louisiana State 2011-13. Pro coach: Denver Broncos 2014, Chicago Bears, 2015, joined Dolphins in 2016.



### SHAWN JEFFERSON WIDE RECEIVERS

Born February 22, 1969, Jacksonville, Fla.  
Wide receiver Central Florida 1988-1990. Pro wide receiver San Diego Chargers 1991-95, New England Patriots 1996-99, Atlanta Falcons 2000-02, Detroit Lions 2003. No college coaching experience. Pro coach: Detroit Lions 2005-12, Tennessee Titans 2013-15, joined Dolphins in 2016.



### BEN JOHNSON ASSISTANT WIDE RECEIVERS

Born May 11, 1986, Charleston, S.C.  
Quarterback North Carolina 2004-08. No pro playing experience. College coach: Boston College 2010-11. Pro coach: Joined Dolphins in 2012.



### CHRIS KUPER ASSISTANT OFFENSIVE LINE

Born December 19, 1982, Anchorage, Alaska  
Guard North Dakota State 2001-05. Pro guard Denver Broncos 2006-13. No college coaching experience. Pro coach: Joined Dolphins in 2016.



### DAVE PULOKA HEAD STRENGTH & CONDITIONING

Born January 12, 1979, Arlington, Mass.  
Linebacker Holy Cross 1997-2000. No pro playing experience. College coach: Stevens Institute of Technology 2005, Virginia 2006. Pro coach: Atlanta Falcons 2007, joined Dolphins in 2008.



### JIM ARTHUR ASSISTANT STRENGTH & CONDITIONING

Born July 12, 1978, Cheshire, Conn.  
Attended Springfield (Mass.) College. No college or pro playing experience. College coach: Springfield College 2000, Louisiana Tech 2001, Boston College 2002. Pro coach: Buffalo Bills 2002-04, Chicago Bears 2005-15, joined Dolphins in 2016.



## 2017 MIAMI DOLPHINS DEFENSIVE AND SPECIAL TEAMS COACHES




**MATT BURKE**  
**DEFENSIVE COORDINATOR**  
Born March 25, 1976, Hudson, Mass.  
Safety Dartmouth 1994-97. No pro playing experience. College coach: Boston College 2000-02, Harvard 2003. Pro coach: Tennessee Titans 2006-08, Detroit Lions 2009-13, Cincinnati Bengals 2014-15, joined Dolphins in 2016.



**LOU ANARUMO**  
**DEFENSIVE BACKS**  
Born August 18, 1966, Staten Island, N.Y.  
Attended Wagner. No college or pro playing experience. College coach: U.S. Merchant Marine Academy 1989-1990, 1992-94, Wagner 1990, Syracuse 1990-91, Harvard 1995-2000, Marshall 2001-03, Purdue 2004-11. Pro coach: Joined Dolphins in 2012.



**CHARLIE BULLEN**  
**ASSISTANT LINEBACKERS**  
Born September 28, 1984, Palatine, Ill.  
Quarterback Harper College 2005-06. No pro playing experience. College coach: Iowa 2007-11. Pro coach: Joined Dolphins in 2012.



**FRANK BUSH**  
**ASST. HEAD COACH/LINEBACKERS**  
Born January 10, 1963, Athens, Ga.  
Linebacker North Carolina State 1981-1984. Pro linebacker Houston Oilers 1985-86. No college coaching experience. Pro coach: Houston Oilers 1987-1991 (scout), 1992-94, Denver Broncos 1995-2003, Arizona Cardinals 2004-06, Houston Texans 2007-2010, Tennessee Titans 2011-12, St. Louis/Los Angeles Rams 2013-16, joined Dolphins in 2017.




**ANDRE CARTER**  
**ASSISTANT DEFENSIVE LINE**  
Born May 12, 1979, Denver, Colo.  
Defensive end California 1997-2000, Pro defensive end San Francisco 49ers 2001-05, Washington Redskins 2006-10, New England Patriots 2011, Oakland Raiders 2012, New England Patriots 2013. College coach: California 2015. Pro coach: Joined Dolphins in 2017.



**DARONTE JONES**  
**ASSISTANT DEFENSIVE BACKS**  
Born November 11, 1978, Annapolis, Md.  
Defensive back Temple 1996, Morgan State 1997-2000. No pro playing experience. College coach: Lenoir-Rhyne 2001, Nicholls State 2002, Bowie State 2005-09, UCLA 2010, Hawaii 2012-14, Wisconsin. Pro coaching experience: Montreal Allouettes 2011, joined Dolphins in 2016.



**RUSTY MCKINNEY**  
**DEFENSIVE QUALITY CONTROL**  
Born October 17, 1980, Fairfax County, Va.  
Linebacker Towson 1998-2001. No pro playing experience. College coach: Saint Anselm 2008, Bentley University 2009-13. Pro coach: Cleveland Browns 2014-15, joined Dolphins in 2016.



**TERRELL WILLIAMS**  
**DEFENSIVE LINE**  
Born June 19, 1974, Los Angeles, Calif.  
Nose guard East Carolina 1995-98. No pro playing experience. College coach: Fort Scott (Kan.) C.C. 1998, North Carolina A&T 1999-2001, Youngstown State 2002-03, Akron 2004-05, Purdue 2006-09, Texas A&M 2010-11, Florida 2015. Pro coach: Oakland Raiders 2012-14, joined Dolphins in 2015



**DARREN RIZZI**  
**ASSOC. HEAD COACH/SPECIAL TEAMS COORD.**  
Born July 21, 1970, Hillsdale, N.J.  
Tight End Rhode Island 1988-1991. No pro playing experience. College coach: Rhode Island 1992, Colgate 1993, New Haven 1993-97, Northeastern 1998, New Haven 1999-2001 (head coach), Rutgers 2002-07, Rhode Island 2008 (head coach). Pro coach: Joined Dolphins in 2009.



**MARWAN MAALOUF**  
**ASSISTANT SPECIAL TEAMS**  
Born November 26, 1976, Strongsville, Ohio.  
Guard Baldwin-Wallace 1997-99. No pro playing experience. College coach: Baldwin-Wallace 2000, Fordham 2001, Rutgers 2002-03. Pro coach: Cleveland Browns 2004-06, Baltimore Ravens 2008-11, Indianapolis Colts 2012, joined Dolphins in 2013.



**JAY KAISER**  
**ASSISTANT TO THE HEAD COACH**  
Born April 8, 1974, Liberal, Kan.  
Attended Bethany. No college or pro playing experience. College coach: Bethany 1993-96, Northwest Missouri State 1997-98, Northern Iowa 1999, Toledo 2001, Kansas State 2002-08. Pro coach: Tampa Bay Buccaneers 2009-11, joined Dolphins in 2012.



**RYAN CONDON**  
**COACHING ASSISTANT**  
Born June 12, 1993, Westwood, N.J.  
Quarterback Ithaca College 2011-15. No pro playing experience. No college coaching experience. Pro coach: Joined Dolphins in 2015.



## SUPPLEMENTAL BIOS NOT IN MEDIA GUIDE



**6 // QB**  
**JAY CUTLER**

HT: 6-3 // WT: 231 // BORN: 4/29/83  
COLLEGE: VANDERBILT '06 // ACQUIRED: FA, '17  
NFL: 12TH SEASON // DOLPHINS: FIRST SEASON

### PRO CAREER

**CAREER PRO BOWL SELECTIONS:** 1 (2008)

**CAREER TRANSACTIONS:** Signed by the Dolphins on Aug. 7, 2017 ... Released by Chicago on March 9, 2017 ... Acquired by Chicago in a trade from Denver on April 2, 2009 ... Originally a first-round pick (11th overall) by Denver in the 2006 NFL draft.

**2016 (Bears)** - Started five games ... Inactive seven games due to injury ... Placed on injured reserve on Dec. 6 ... Completed 81-of-137 passes (59.1 pct.) for 1,059 yards, four touchdowns and a 78.1 QB rating ... Also rushed five times for 24 yards (4.8 avg.) ... Completed 16-of-29 passes (55.6 pct.) for 216 yards and one touchdown in the season opener at Houston (9/11) ... Posted a season-high 100.5 QB rating after he completed 20-of-31 passes (64.5 pct.) for 252 yards and one touchdown vs. Minnesota (10/31).

**2015 (Bears)** - Started 15 games ... Inactive one game due to injury ... Completed 311-of-483 passes (64.4 pct.) for 3,659 yards, 21 touchdowns and a 92.3 QB rating ... Also rushed 38 times for 201 yards (5.3 avg.) and one touchdown ... Tied his own franchise record by throwing for 3,000 yards in 12 games ... His 64.4 completion percentage ranked No. 3 in team history ... His 3,659 passing yards, 311 completions and 483 pass attempts all rank No. 4 in single-season franchise history ... Served as a team captain ... Completed 27-of-40 passes (67.5 pct.) for 345 yards, two touchdowns and a 100.5 QB rating in win at San Diego (11/9) ... Went 19-of-24 (79.2 pct.) for 258 yards, three touchdowns and a 151.0 QB rating at St. Louis (11/15) ... Became first quarterback in team history to complete two touchdown passes of at least 80 yards in the same game after he found TE Zach Miller for a 87-yard score and RB Jeremy Langford for an 83-yard touchdown ... His 151.0 QB rating was the second-highest by a Bears quarterback since at least 1960 ... Completed 19-of-31 passes (61.3 pct.) for 315 yards, two touchdowns and a 117.0 QB rating vs. Washington (12/13) ... Went 20-of-27 (74.1 pct.) for 156 yards, one touchdown and 100.2 QB rating at Tampa Bay (12/27).

**2014 (Bears)** - Started 15 games ... Did not play one game ... Completed 370-of-561 passes (66.0 pct.) for 3,812 yards, 28 touchdowns and an 88.6 QB rating ... Also rushed 39 times for 191 yards (4.9 avg.) and two touchdowns ... His 370 completions and 561 pass attempts were both single-season team records ... His 3,812 passing yards and 66.0 completion percentage were both second in franchise history ... His 28 passing touchdowns were tied for second in team annals ... Completed 23-of-34 passes (67.6 pct.) for 176 yards, four touchdowns and a 119.2 QB rating at San Francisco (9/14) ... Went 26-of-38 (68.4 pct.) for 381 yards, one touchdown and a 109.6 QB rating at Atlanta (10/12) ... Completed 20-of-30 passes (66.7 pct.) for 227 yards, three touchdowns and a 108.6 QB rating at New England (10/26) ... Went 31-of-43 (72.1 pct.) for 330 yards, three touchdowns and a 98.0 QB rating vs. Minnesota (11/16).

**2013 (Bears)** - Started 11 games ... Inactive five games due to injury ... Completed 224-of-355 passes (63.1 pct.) for 2,621 yards, 19 touchdowns and an 89.2 QB rating ... Also rushed 23 times for 118 yards (5.1 avg.) ...

Served as a team captain ... Part of an offense that set single-season team records in net yards (6,109), gross passing yards (4,450), net passing yards (4,281), passing touchdowns (32), passer rating (96.9), first downs (344) and passing first downs (215) ... Also helped the team post the second-most points scored (445) in franchise history ... Completed 27-of-38 passes (71.1 pct.) for 292 yards, three touchdowns and a 97.7 QB rating vs. Minnesota (9/15) ... Went 24-of-33 (72.7 pct.) for 358 yards, two touchdowns and a 128.1 QB rating vs. New Orleans (10/6) ... Completed 24-of-36 passes (66.7 pct.) for 262 yards, two touchdowns and a 106.5 QB rating vs. N.Y. Giants (10/10) ... Went 22-of-31 (71.0 pct.) for 265 yards, three touchdowns and a 102.2 QB rating at Cleveland (12/15) ... Completed 15-of-24 passes (62.5 pct.) for 226 yards, two touchdowns and a 103.8 QB rating vs. Green Bay (12/29).

**2012 (Bears)** - Started 15 games ... Inactive one game due to injury ... Completed 255-of-434 passes (58.8 pct.) for 3,033 yards, 19 touchdowns and an 81.3 QB rating ... Also rushed 41 times for 233 yards (5.7 avg.) ... Served as a team captain ... Went 21-of-35 (60.0 pct.) for 333 yards, two touchdowns and a 98.9 QB rating in the season opener vs. Indianapolis (9/9) ... Completed 18-of-24 passes (75.0 pct.) for 275 yards, two touchdowns and a 140.1 QB rating at Dallas (10/1) ... Went 19-of-26 (73.1 pct.) for 229 yards, three touchdowns and a 138.1 QB rating at Tennessee (11/4) ... Completed 17-of-26 passes (65.4 pct.) for 233 yards, two touchdowns and a 119.6 QB rating vs. Seattle (12/2).

**2011 (Bears)** - Started 10 games ... Inactive five games due to injury ... Placed on injured reserve on Dec. 27 ... Completed 182-of-314 passes (58.0 pct.) for 2,319 yards, 13 touchdowns and an 85.7 QB rating ... Also rushed 18 times for 55 yards (3.1 avg.) and one touchdown ... Served as a team captain ... Completed 22-of-32 passes (68.8 pct.) for 312 yards, two touchdowns and a 107.8 QB rating in the season opener vs. Atlanta (9/11) ... Went 28-of-38 (73.7 pct.) for 249 yards, one touchdown and a 99.6 QB rating at Detroit (10/10) ... Completed 21-of-31 passes (67.7 pct.) for 267 yards, two touchdowns and a 115.9 QB rating vs. Minnesota (10/16) ... Went 18-of-32 (56.3 pct.) for 208 yards, two touchdowns and a 96.9 QB rating at Philadelphia (11/7) ... Completed 18-of-31 passes (58.1 pct.) for 286 yards, two touchdowns and a 97.0 QB rating vs. San Diego (11/20) ... Also added a rushing touchdown.

**2010 (Bears)** - Started 15 games ... Inactive one game due to injury ... Completed 261-of-432 passes (60.4 pct.) for 3,274 yards, 23 touchdowns and an 86.3 QB rating ... Also rushed 50 times for 232 yards (4.6 avg.) and one touchdown ... Served as a team captain ... His 7.58 yards per attempt was seventh in the NFL ... Completed 23-of-35 passes (65.7 pct.) for 372 yards, two touchdowns and a 108.3 QB rating in the season opener vs. Detroit (9/12) ... Went 21-of-29 (72.4 pct.) for 277 yards, three touchdowns and a 136.7 QB rating at Dallas (9/19) ... Went 14-of-21 (66.7 pct.) for 247 yards, four touchdowns and a 146.2 QB rating vs. Philadelphia (11/28) ... Completed 21-of-26 passes (80.8 pct.) for 234 yards, one touchdown and a 117.0 QB rating at Detroit (12/5) ... Went 14-of-24 (58.3 pct.) for 194 yards, three touchdowns and a 106.6 QB rating at Minnesota (12/20) ... Completed 13-of-25 passes (52.0 pct.) for 215 yards, three touchdowns and a 104.2 QB rating vs. N.Y. Jets (12/26) ... Also added a rushing touchdown ...

**POSTSEASON:** Started two games ... Completed 21-of-42 passes (50.0 pct.) for 354 yards, two touchdowns and an 84.8 QB rating ... Also rushed 10 times for 53 yards (5.3 avg.) and two touchdowns ... Led his team to an NFC Divisional round win vs. Seattle (1/16/11) ... Completed 15-of-28 passes (53.6 pct.) for 274 yards, two touchdowns and a 111.3 QB rating in the game ... Added eight carries for 43 yards (5.4 avg.) and two touchdowns ... Went 6-of-14 (42.9 pct.) for 80 yards in the NFC Championship vs. Green Bay (1/23/11) ... Added two carries for 10 yards (5.0 avg.) ...

**HONORS:** Earned NFC Offensive Player of the Week honors for his performance vs. Philadelphia (11/2) ... Completed 14-of-21 (66.7 pct.)





## SUPPLEMENTAL BIOS NOT IN MEDIA GUIDE

passes for 247 yards, four touchdowns and a 146.2 QB rating.

**2009 (Bears)** - Started all 16 games ... Completed 336-of-555 passes (60.5 pct.) for 3,666 yards, 27 touchdowns and a 76.8 QB rating ... Also rushed 40 times for 173 yards (4.3 avg.) and one touchdown ... Served as a team captain ... Completed 27-of-38 passes (71.1 pct.) for 236 yards, two touchdowns and a 104.7 QB rating vs. Pittsburgh (9/20) ... Went 21-of-27 (77.8 pct.) for 247 yards, three touchdowns and a 126.4 QB rating at Seattle (9/27) ... Completed 18-of-28 passes (64.3 pct.) for 141 yards, two touchdowns and a 100.4 QB rating vs. Detroit (10/4) ... Added a rushing touchdown ... Went 20-of-35 (57.1 pct.) for 273 yards, four touchdowns and a 108.4 QB rating vs. Minnesota (12/28) ... Completed 22-of-36 passes (61.1 pct.) for 276 yards, four touchdowns and a 122.0 QB rating at Detroit (1/3/10) ...

**HONORS:** Earned NFC Offensive Player of the Week honors for his performance vs. Minnesota (12/28) ... Completed 20-of-35 (57.1 pct.) passes for 273 yards, four touchdowns and a 108.4 QB rating.

**2008 (Broncos)** - Started all 16 games ... Completed 384-of-616 passes (62.3 pct.) for 4,526 yards, 25 touchdowns and an 86.0 QB rating ... Also rushed 57 times for 200 yards (3.5 avg.) and two touchdowns ... Served as a team captain ... His 384 completions and 4,526 passing yards ranked No. 4 in team history ... His 4,526 passing yards led the AFC and were third in the NFL ... Completed 16-of-24 passes (66.7 pct.) for 300 yards, two touchdowns and a 137.5 QB rating at Oakland (9/8) ... Went 36-of-50 (72.0 pct.) for 350 yards, four touchdowns and a 109.6 QB rating (vs. San Diego (9/14) ... Completed 24-of-42 passes (57.1 pct.) for 447 yards, three touchdowns and a 107.9 QB rating at Cleveland (11/6) ... Went 19-of-27 (70.4 pct.) for 216 yards, one touchdown and a 106.4 QB rating at Atlanta (11/16) ... Completed 32-of-40 passes (80.0 pct.) for 286 yards, two touchdowns and a 102.7 QB rating vs. Kansas City (12/7) ... Went 25-of-45 (55.6 pct.) for 359 yards and rushed for two touchdowns vs. Buffalo (12/21) ...

**PRO BOWL:** Named to the AFC Pro Bowl roster ... Completed 7-of-15 passes (46.7 pct.) for 48 yards ...

**HONORS:** Earned AFC Offensive Player of the Month honors in September ... Completed 102-of-157 passes (65.0 pct.) for 1,275 yards, nine touchdowns and a 98.6 QB rating in the month ... Earned AFC Offensive Player of the Week honors at Cleveland (11/6) ... Went 24-of-42 (57.1 pct.) for 447 yards, three touchdowns and a 107.9 QB rating.

**2007 (Broncos)** - Started all 16 games ... Completed 297-of-467 passes (63.6 pct.) for 3,497 yards, 20 touchdowns and an 88.1 QB rating ... Also rushed 44 times for 205 yards (4.7 avg.) and one touchdown ... Completed 22-of-29 passes (75.9 pct.) for 248 yards, three touchdowns and a 106.7 QB rating vs. Pittsburgh (10/21) ... Went 16-of-21 (76.2 pct.) for 200 yards, two touchdowns and a 137.0 QB rating vs. Tennessee (11/19) ... Completed 20-of-27 passes (74.1 pct.) for 244 yards, four touchdowns and a 141.0 QB rating vs. Kansas City (12/9) ... Went 26-of-37 (70.3 pct.) for 246 yards, two touchdowns and a 106.4 QB rating vs. Minnesota (12/30).

**2006 (Broncos)** - Started five games ... Did not play 11 games ... Completed 81-of-137 passes (59.1 pct.) for 1,001 yards, nine touchdowns and an 88.5 QB rating ... Also rushed 12 times for 18 yards (1.5 avg.) ... Became the first rookie in NFL history and second player overall to throw multiple touchdown passes in each of his first four starts ... His 6.6 touchdown percentage was second-highest and his touchdown-to-interception ratio (1.8) was third-highest among NFL rookies since 1970 (at least 125 passing attempts) ... His 88.5 passer rating and 59.1 completion percentage were both team rookie records ... Made his NFL debut with a start vs. Seattle (12/3) ... Completed 10-of-21 passes (47.6 pct.) for 143 yards and two touchdowns ... Went 17-of-30 (56.7 pct.) for 188 yards, two touchdowns and a 97.6 QB rating at San Diego (12/10) ... Completed 21-of-31 passes (67.6 pct.) for 261 yards, two touchdowns and a 101.7 QB rating in his first NFL win at Arizona (12/17).

### COLLEGE

Four-year starter (2002-05) at Vanderbilt ... Started all 45 games of his collegiate career ... Completed 710-of-1,242 passes (57.2 pct.) for 8,697 yards and 59 touchdowns ... Added 453 rushes for 1,256 yards (2.8 avg.) and 17 touchdowns ... Graduated as the school's all-time career leader in total offense (9,953 yards), touchdown passes (59), passing yards (8,697), completions (710), pass attempts (1,242) and combined touchdowns (76) ... Started all 11 games as a senior in 2005 ... Completed 273-of-462 passes (59.1 pct.) for 3,073 yards and 21 touchdowns ... Added 106 carries for 215 yards (2.0 avg.) and one touchdown ... Became the first Vanderbilt player to be named SEC Offensive Player of the Year since 1967 ... Finalist for the Johnny Unitas Golden Arm Award (top senior quarterback) ... Earned first-team All-SEC honors ... Served as a team captain ... Started all 11 games as a junior in 2004 ... Completed 147-of-241 passes (61.0 pct.) for 1,844 yards and 10 touchdowns ... Added 109 carries for 349 yards (3.2 avg.) and six touchdowns ... His 61.0 completion percentage set a new school record ... His five interceptions were the fewest by a quarterback in school history (min. 200 attempts) ... Started all 12 games as a sophomore in 2013 ... Completed 187-of-327 passes (57.2 pct.) for 2,347 yards and 18 touchdowns ... Added 115 carries for 299 yards (2.6 avg.) and one touchdown ... Started all 11 games as a redshirt freshman in 2011 ... Completed 103-of-212 passes (48.6 pct.) for 1,433 yards and 10 touchdowns ... Added 123 carries for 393 yards (3.2 avg.) and nine touchdowns ... Earned third-team Freshman All-American honors ... Named first-team SEC All-Freshman ... Redshirted in 2001 ... Majored in human and organizational development.

### PERSONAL

Attended Heritage Hills High School in Lincoln City, Indiana ... Completed 122-of-202 passes (60.4 pct.) for 2,252 yards and 31 touchdowns as a senior in 2000 ... Added 65 carries for 493 yards (7.6 avg.) and 11 touchdowns ... Also played safety and totaled 88 tackles and nine interceptions ... Earned first-team all-state honors ... Named Indiana Offensive Player of the Year ... Led his team to a 15-0 record and the first state championship in school history ... Served as a team captain ... Passed for more than 1,200 yards and 14 touchdowns as a junior in 1999 ... Also played basketball and baseball ... Earned all-state honors on the hardwood, averaging 20.0 points per game as a senior ... Earned honorable mention all-state honors as a shortstop, batting over .400 as a junior and senior ... Diagnosed with Type I diabetes in April 2008 ... He and his wife, Kristin, have three children, Camden, Jaxson and Saylor ... Born on April 29, 1983.

### JAY CUTLER'S NFL STATS

| YR                | TEAM    | GP         | GS         | ATT          | CMP          | PCT         | YDS           | TD         | INT        | RTG         |
|-------------------|---------|------------|------------|--------------|--------------|-------------|---------------|------------|------------|-------------|
| 2006              | Denver  | 5          | 5          | 137          | 81           | 59.1        | 1,001         | 9          | 5          | 88.5        |
| 2007              | Denver  | 16         | 16         | 467          | 297          | 63.6        | 3,497         | 20         | 14         | 88.1        |
| 2008              | Denver  | 16         | 16         | 616          | 384          | 62.3        | 4,526         | 25         | 18         | 86.0        |
| 2009              | Chicago | 16         | 16         | 555          | 336          | 60.5        | 3,666         | 27         | 26         | 76.8        |
| 2010              | Chicago | 15         | 15         | 432          | 261          | 60.4        | 3,274         | 23         | 16         | 86.3        |
| 2011              | Chicago | 10         | 10         | 314          | 182          | 58.0        | 2,319         | 13         | 7          | 85.7        |
| 2012              | Chicago | 15         | 15         | 434          | 255          | 58.8        | 3,033         | 19         | 14         | 81.3        |
| 2013              | Chicago | 11         | 11         | 355          | 224          | 63.1        | 2,621         | 19         | 12         | 89.2        |
| 2014              | Chicago | 15         | 15         | 561          | 370          | 66.0        | 3,812         | 28         | 18         | 88.6        |
| 2015              | Chicago | 15         | 15         | 483          | 311          | 64.4        | 3,659         | 21         | 11         | 92.3        |
| 2016              | Chicago | 5          | 5          | 137          | 81           | 59.1        | 1,059         | 4          | 5          | 78.1        |
| <b>NFL TOTALS</b> |         | <b>139</b> | <b>139</b> | <b>4,491</b> | <b>2,782</b> | <b>61.9</b> | <b>32,467</b> | <b>208</b> | <b>146</b> | <b>85.7</b> |

### JAY CUTLER'S PLAYOFF STATS


| YR                | TEAM    | GP       | GS       | ATT       | CMP       | PCT         | YDS        | TD       | INT      | RTG         |
|-------------------|---------|----------|----------|-----------|-----------|-------------|------------|----------|----------|-------------|
| 2010              | Chicago | 2        | 2        | 42        | 21        | 50.0        | 354        | 2        | 1        | 84.8        |
| <b>NFL TOTALS</b> |         | <b>2</b> | <b>2</b> | <b>42</b> | <b>21</b> | <b>50.0</b> | <b>354</b> | <b>2</b> | <b>1</b> | <b>84.8</b> |



## SUPPLEMENTAL BIOS NOT IN MEDIA GUIDE



**53 // LB**  
**JUSTIN MARCH-LILLARD**  
 HT: 6-0 // WT: 222 // BORN: 7/5/93  
 COLLEGE: AKRON '15 // ACQUIRED: WAL. '17 (KC)  
 NFL: SECOND SEASON // DOLPHINS: FIRST SEASON



**58 // LB**  
**REY MAUALUGA**  
 HT: 6-2 // WT: 258 // BORN: 1/20/87  
 COLLEGE: USC '09 // ACQUIRED: FA, '17  
 NFL: NINTH SEASON // DOLPHINS: FIRST SEASON

### PRO CAREER

**CAREER TRANSACTIONS:** Signed by the Dolphins on Sept. 3, 2017 ... Waived by Kansas City on Sept. 2, 2017 ... Signed by Kansas City as an undrafted college free agent on May 11, 2015.

**2016 (Kansas City)** - Played in and started five games ... Inactive for one game ... Placed on injured reserve/designated for return on Oct. 18., missing 10 games ... Recorded 22 tackles (15 solo) ... Tallied nine tackles (eight solo) in a win vs. San Diego (9/11) ... Totaled eight tackles (four solo) at Houston (9/18) ... Recorded five tackles (three solo) at Pittsburgh (10/2) ... Had one pass defended vs. N.Y. Jets (9/25) and at Oakland (10/16) ...  
**POSTSEASON:** Played in the AFC Divisional game vs. Pittsburgh.

**2015 (Kansas City)** - Placed on injured reserve on Sept. 1.

### COLLEGE

Four-year letterman at Akron (2011-14) ... Played in 46 career games (35 starts), recording 250 tackles (125 solo), 3.5 sacks, four interceptions, 14 passes defended and two forced fumbles ... Played in 10 games as a senior in 2014 ... Recorded 67 tackles (36 solo), 2.0 sacks and six passes defended ... Recipient of the Harry "Doc" Smith Outstanding Senior Award ... Served as a team captain ... Played in 12 games as a junior in 2013 ... Recorded 80 tackles (40 solo), one sack, three interceptions and two passes defended ... Named third-team All-MAC ... Returned one interception for a touchdown ... Played in 11 games as a sophomore in 2012 ... Recorded 62 tackles (35 solo) and one interception ... Played in 12 games as a freshman in 2011 ... Recorded 36 tackles (11 solo) and one pass defended.

### PERSONAL

Four-year letterwinner at Danville (Ill.) High School ... Earned first-team all-conference and all-area honors and was named all-area player of the year as a senior after recording 153 tackles ... Played in the 2010 East-West All-Star Game ... Member of two conference championship teams his junior and senior seasons ... Also was a three-year letterwinner in basketball and a two-year letter-winner in baseball ... Born on July 5, 1993.

### JUSTIN MARCH LILLARD'S NFL STATS

| YEAR              | TEAM        | GP       | GS       | TACK      | SK         | INT      | PD       | FF       | FR       |
|-------------------|-------------|----------|----------|-----------|------------|----------|----------|----------|----------|
| 2016              | Kansas City | 5        | 5        | 22        | 0.0        | 0        | 2        | 0        | 0        |
| <b>NFL TOTALS</b> |             | <b>5</b> | <b>5</b> | <b>22</b> | <b>0.0</b> | <b>0</b> | <b>2</b> | <b>0</b> | <b>0</b> |

### MARCH-LILLARD'S PLAYOFF STATS

| YEAR              | TEAM        | GP       | GS       | TACK     | SK         | INT      | PD       | FF       | FR       |
|-------------------|-------------|----------|----------|----------|------------|----------|----------|----------|----------|
| 2016              | Kansas City | 1        | 0        | 0        | 0.0        | 0        | 0        | 0        | 0        |
| <b>NFL TOTALS</b> |             | <b>1</b> | <b>0</b> | <b>0</b> | <b>0.0</b> | <b>0</b> | <b>0</b> | <b>0</b> | <b>0</b> |

### PRO CAREER

**CAREER TRANSACTIONS:** Signed by the Dolphins on Aug. 19, 2017 ... Released by Cincinnati on March 25, 2017 ... Originally a second-round pick (38th overall) by Cincinnati in the 2009 NFL draft.

**2016 (Bengals)** - Played in 14 games with six starts ... Inactive for two games due to injury ... Recorded 27 tackles (17 solo) with one interception and two passes defended ... Recorded seven tackles (six solo) at Pittsburgh (9/18) ... Totaled four tackles (two solo) and one pass defended vs. Denver (9/25) ... Made one solo stop and had an interception at Baltimore (11/27) ... Intercepted QB Joe Flacco on a deflected pass in the first quarter.

**2015 (Bengals)** - Played in 15 games with 14 starts ... Inactive for one game due to injury ... Recorded 75 tackles (43 solo), one interception, three passes defended and one fumble recovery ... Totaled seven tackles (four solo) in season-opening victory at Oakland (9/13) ... Held RB Latavius Murray to no gain on a fourth-and-one in the second quarter ... Made eight stops (five solo) and one pass defended vs. Seattle (10/11) ... Recorded three solo tackles and one fumble recovery at Cleveland (12/6) ... His fumble recovery set up a second-quarter field goal ... Totaled season-high 10 tackles (seven solo) at San Francisco (12/20) ... Had six tackles (three solo) and one interception vs. Baltimore (1/3/16) ... Intercepted QB Ryan Mallett on Baltimore's final possession to preserve the victory ...  
**POSTSEASON:** Played in the AFC Wild Card game vs. Pittsburgh (1/9/16) ... Recorded a team-high 10 tackles (seven solo).

**2014 (Bengals)** - Started 12 games ... Inactive for four games due to injury ... Recorded 59 tackles (33 solo), one interception and four passes defended ... Totaled nine tackles (five solo) at New England (10/5) ... Made six stops (four solo) and one interception at Houston (11/23) ... Intercepted QB Ryan Mallett on the first play of the third quarter, leading to a touchdown drive ... Recorded eight tackles (two solo) vs. Pittsburgh (12/7) ... Totaled 10 tackles (six solo) in playoff-clinching win vs. Denver (12/22) ...

**POSTSEASON:** Started in the AFC Wild Card game at Indianapolis ... Recorded two solo tackles and one pass defended.

**2013 (Bengals)** - Started 13 games ... Inactive for three games due to injury ... Recorded 75 tackles (52 solo), one sack, one interception and two passes defended ... Totaled 11 tackles (four solo) at Cleveland (9/29) ... Made seven stops (four solo) at Detroit ... Had 10 tackles (nine solo) and one sack at San Diego (12/1) ... Recorded three tackles (one solo) and one interception vs. Minnesota (12/22) ... Intercepted QB Matt Cassell in the fourth quarter ...

**POSTSEASON:** Started in the AFC Wild Card game vs. San Diego (1/5/14) ... Recorded a team-high 15 tackles (12 solo).

**2012 (Bengals)** - Started all 16 games ... Recorded 122 tackles (62 solo), one sack, five passes defended and one fumble recovery ... His 122 tackles were tied for 19th in the NFL ... Totaled five tackles (three solo) and a pass defended at Baltimore (9/10) ... Made 13 stops (seven solo) at Washington (9/23) ... Recorded 11 tackles (four solo) vs. Miami (10/7) ... Totaled 12



## SUPPLEMENTAL BIOS NOT IN MEDIA GUIDE

tackles (four solo) vs. N.Y. Giants (11/11) ... Made six stops (two solo) and recovered a fumble vs. Oakland ... Fell on a fumble from QB Carson Palmer in the fourth quarter that led to a field goal ...

**POSTSEASON:** Started in the AFC Wild Card game at Houston (1/5/13) ... Recorded 10 tackles (six solo).

**2011 (Bengals) -** Started 13 games ... Inactive for three games due to injury ... Recorded 88 tackles (53 solo), one interception, two passes defended, three forced fumbles and one fumble recovery ... His three forced fumbles led the team ... Totaled eight tackles (four solo) and one forced fumble vs. San Francisco (9/25) ... Made 11 stops (three solo) vs. Buffalo (10/2) ... Recorded 10 tackles (six solo) vs. Cleveland (11/27) ... Totaled six tackles (four solo), two forced fumbles and one fumble recovery vs. Houston (12/11) ... One of his forced fumbles came on first-and-goal from the 1-yard line where he stripped RB Ben Tate and recovered the fumble himself ... Made three stops (two solo) and one interception vs. Arizona (12/24) ... Intercepted QB John Skelton to set up the team's first score ...

**POSTSEASON:** Started in the AFC Wild Card game at Houston (1/7/12) ... Recorded three tackles (one solo).

**2010 (Bengals) -** Played in all 16 games with 15 starts ... Recorded 75 tackles (44 solo), one sack, two interceptions and two passes defended ... Totaled eight tackles (four solo) and one sack vs. Tampa Bay (10/10) ... Brought down QB Josh Freeman that helped set up Cincinnati's first touchdown ... Made nine stops (five solo) vs. Miami (10/31) ... Recorded eight tackles (five solo) and one interception at N.Y. Jets (11/25) ... Picked off QB Mark Sanchez for his first career interception ... Totaled five tackles (three solo) and one interception vs. San Diego (12/26) ... Intercepted QB Philip Rivers and returned it 47 yards to set up a touchdown drive.

**2009 (Bengals) -** Started 15 games ... Missed one game after being placed on injured reserve on Dec. 30 ... Recorded 59 tackles (35 solo), one sack, three forced fumbles and two passes defended ... His three forced fumbles led the team ... Totaled six tackles (two solo) in his NFL debut vs. Denver ... Made four stops (two solo), one sack and forced two fumbles at Green Bay (9/20) ... Stripped RB Ryan Grant in the third quarter, which led to a touchdown drive to give the Bengals the lead ... Recorded his first career sack after he strip-sacked QB Aaron Rodgers ... Totaled eight tackles (six solo) at Baltimore (10/11) ... Had six solo stops at Oakland (11/22).

## COLLEGE

Four-year letterman (2005-08) and three-year starter at USC ... Played in 50 career games with 34 starts ... Recorded career totals of 272 tackles, five interceptions, four passes defended and one fumble recovery ... Started 12 games as a senior in 2008 ... Recorded 79 tackles, two interceptions and four passes defended ... Became the first player in school history to win the Chuck Bednarik Award, given annually to the best defensive player in college football ... Named a unanimous first-team All-American ... Earned first-team All-Pac-10 honors ... Played in all 13 games with 12 starts as a junior in 2007 ... Recorded 79 tackles, one interception and one fumble recovery ... Earned third-team All-American honors ... Named first-team All-Pac-10 ... Was named the Defensive MVP of the Rose Bowl ... His 79 tackles led the team ... Played in all 13 games with 10 starts as a sophomore in 2006 ... Recorded 78 tackles and one interception ... Earned first-team All-Pac-10 honors ... Played in 10 games as a true freshman in 2005 ... Recorded 36 tackles and one interception ... Earned first-team Freshman All-American honors ... Majored in sociology.

## PERSONAL

Attended Eureka (Calif.) High School ... Recorded 96 tackles, four interceptions, two fumble recoveries and a kickoff return for a touchdown as a senior in 2004 ... Earned first-team All-American honors ... Named first-team all-state ... Recorded 146 tackles, 11 sacks and one interception as a junior in 2003 ... Earned first-team underclassman all-state honors ... Had a supporting role in the 2014 Disney movie "Million Dollar Arm" ... Name is pronounced RAY mah-wah-LOO-guh ... Born on Jan. 20, 1987.

## REY MAUALUGA'S NFL STATS

| YEAR              | TEAM       | GP         | GS         | TACK       | SK         | INT      | PD        | FF       | FR       |
|-------------------|------------|------------|------------|------------|------------|----------|-----------|----------|----------|
| 2009              | Cincinnati | 15         | 15         | 59         | 1.0        | 0        | 2         | 3        | 0        |
| 2010              | Cincinnati | 16         | 15         | 75         | 1.0        | 2        | 2         | 0        | 0        |
| 2011              | Cincinnati | 13         | 13         | 88         | 0.0        | 1        | 2         | 3        | 1        |
| 2012              | Cincinnati | 16         | 16         | 122        | 1.0        | 0        | 5         | 0        | 1        |
| 2013              | Cincinnati | 13         | 13         | 75         | 1.0        | 1        | 2         | 0        | 0        |
| 2014              | Cincinnati | 12         | 12         | 59         | 0.0        | 1        | 4         | 0        | 0        |
| 2015              | Cincinnati | 15         | 14         | 75         | 0.0        | 1        | 3         | 0        | 1        |
| 2016              | Cincinnati | 14         | 6          | 27         | 0.0        | 1        | 2         | 0        | 0        |
| <b>NFL TOTALS</b> |            | <b>114</b> | <b>104</b> | <b>580</b> | <b>4.0</b> | <b>7</b> | <b>22</b> | <b>6</b> | <b>3</b> |

## REY MAUALUGA'S PLAYOFF STATS

| YEAR              | TEAM       | GP       | GS       | TACK      | SK         | INT      | PD       | FF       | FR       |
|-------------------|------------|----------|----------|-----------|------------|----------|----------|----------|----------|
| 2011              | Cincinnati | 1        | 1        | 3         | 0.0        | 0        | 0        | 0        | 0        |
| 2012              | Cincinnati | 1        | 1        | 10        | 0.0        | 0        | 0        | 0        | 0        |
| 2013              | Cincinnati | 1        | 1        | 15        | 0.0        | 0        | 0        | 0        | 0        |
| 2014              | Cincinnati | 1        | 1        | 2         | 0.0        | 0        | 1        | 0        | 0        |
| 2015              | Cincinnati | 1        | 0        | 10        | 0.0        | 0        | 0        | 0        | 0        |
| <b>NFL TOTALS</b> |            | <b>5</b> | <b>4</b> | <b>40</b> | <b>0.0</b> | <b>0</b> | <b>1</b> | <b>0</b> | <b>0</b> |



1 // K

CODY  
PARKEY

HT: 6-0 // WT: 190 // BORN: 2/19/92  
COLLEGE: AUBURN '14 // ACQUIRED: WAI. '17 (CLE.)  
NFL: THIRD SEASON // DOLPHINS: FIRST SEASON

## PRO CAREER

**CAREER PRO BOWL SELECTIONS:** 1 (2014)

**CAREER TRANSACTIONS:** Signed by the Dolphins on Sept. 3, 2017 ... Waived by Cleveland on Sept. 2, 2017 ... Signed by Cleveland on Sept. 24, 2016 ... Waived by Philadelphia on Sept. 3, 2016 ... Acquired by Philadelphia in a trade with Indianapolis on Aug. 20, 2014 ... Signed by Indianapolis as an undrafted college free agent on May 11, 2014.

**2016 (Browns) -** Played in 14 games ... Converted 20-of-25 (80.0 pct.) FGs and 20-of-21 (95.2 pct.) PATs ... Scored 80 points on the season ... Kicked a season-long 51-yard field goal at Washington (10/2) ... Connected on 2-of-2 FGs and 2-of-2 PATs in a win vs. San Diego (12/24).

**2015 (Eagles) -** Played in three games ... Placed on injured reserve on Sept. 29, missing 13 games ... Converted 3-of-4 (75.0 pct.) FGs and 7-of-7 (100.0 pct.) PATs ... Kicked a season-long 46-yard field goal vs. Dallas (9/20) ... Connected on 1-of-1 FGs and 3-of-3 PATs in a win at N.Y. Jets.



## SUPPLEMENTAL BIOS NOT IN MEDIA GUIDE

**2014 (Eagles)** - Played in all 16 games ... Converted 32-of-36 (88.9 pct.) FGs and 54-of-54 (100.0 pct.) PATs ... Set a franchise record and an NFL rookie scoring record with 150 points on the season ... Converted 17 consecutive field goals on the season, the second-longest streak in team history ... Set a single-season franchise record with four 50-yard field goals and 46 touchbacks ... Tied a single-season record with a 88.9 pct. FG conversion rate ... Kicked a season-long 54-yard field goal at Arizona (10/26) ...

**PRO BOWL:** Selected to his first Pro Bowl following the season ... Made 2-of-2 PATs.

### COLLEGE

Four-year letterman at Auburn (2010-13) ... Played in 46 career games ... Converted 39-of-53 FGs (73.6 pct.) and 136-of-138 (98.6 pct.) PATs ... Finished in the top five of every career kicking category in school history ... Played in 14 games as a senior in 2013 ... Converted 15-of-21 (71.4 pct.) FGs and 66-of-67 (98.5 pct.) PATs ... Led the country with 69 touchbacks Named Senior Bowl Most Outstanding Specialist ... Earned SEC Academic Honor Roll ... Added 14-of-19 field goal attempts ... Played in 12 games as a junior in 2012 ... Converted 11-of-14 (78.6 pct.) FGs and 27-of-27 (100.0 pct.) PATs ... Played in 13 games as a sophomore in 2011 ... Converted on 13-of-18 (72.2 pct.) field goals and 41-of-42 (97.6) PATs ... Played in seven games as a freshman in 2010 ... Converted 2-of-2 (100.0 pct.) PATs ... Mainly handled kickoff duties ... Majored in communication.

### PERSONAL

Attended Jupiter (Fla.) High School ... Ranked No. 1 kicker by ESPN.com/Scouts Inc. ... Ranked No. 2 placekicker by Scout.com ... 2010 Under Armour All-American game ... Ranked by Rivals.com as the No. 1 most accurate kicker and the No. 6 kicker overall ... Named to the PrepStar All-America team ... Named third-team All-American by EA Sports in 2009 ... 9-of-12 on FGs and 8-of-9 on PATs in his senior season, including a long of 42 yards ... Kicked field goals of 51 and 43 yards during the Outback All-Star game in Palm Beach, Fla. ... Involved with The Lutzie 43 Foundation, established in the memory of Auburn teammate Philip Lutzenkirchen, which aims to develop character in young athletes and coaches through leadership, charity, compassion, mentorship, hard work, honesty and faith ... Born on Feb. 19, 1992.

### CODY PARKEY'S NFL STATS

| YEAR              | TEAM | GP        | FGM       | FGA       | PCT.        | LG        | XP        | XPA       | PCT.        |
|-------------------|------|-----------|-----------|-----------|-------------|-----------|-----------|-----------|-------------|
| 2014              | Phi. | 16        | 32        | 36        | 88.9        | 54        | 54        | 54        | 100.0       |
| 2015              | Phi. | 3         | 3         | 4         | 75.0        | 46        | 7         | 7         | 100.0       |
| 2016              | Cle. | 4         | 20        | 20        | 80.0        | 51        | 20        | 21        | 95.2        |
| <b>NFL TOTALS</b> |      | <b>33</b> | <b>55</b> | <b>65</b> | <b>84.6</b> | <b>54</b> | <b>81</b> | <b>82</b> | <b>98.8</b> |



**42 // CB**

**ALTERRAUN  
VERNER**

---

HT: 5-10 // WT: 187 // BORN: 12/13/88  
COLLEGE: UCLA '10 // ACQUIRED: FA, '17  
NFL: EIGHTH SEASON // DOLPHINS: FIRST SEASON

### PRO CAREER

**CAREER PRO BOWL SELECTIONS:** 1 (2013)

**CAREER TRANSACTIONS:** Signed by the Dolphins on July 25, 2017 ... Released by Tampa Bay on Feb. 23, 2017 ... Signed by Tampa Bay as an unrestricted free agent from Tennessee on March 11, 2014 ... Originally a fourth-round selection (104th overall) by Tennessee in the 2010 NFL draft.

**2016 (Buccaneers)** - Played in all 16 games with three starts ... Recorded 12 tackles (11 solo), one interception and seven passes defended ... Added four special teams stops ... Made one assisted tackle in the season opener at Atlanta (9/11) ... Added one special teams stop ... Recorded one solo tackle and two passes defended at Arizona (9/18) ... Totaled two solo tackles, one interception and two passes defended vs. Seattle (11/27) ... Intercepted QB Russell Wilson near the end of the first half and returned it 16 yards.

**2015 (Buccaneers)** - Played in all 16 games with six starts ... Recorded 53 tackles (42 solo), 0.5 sacks, one interception, four passes defended and one forced fumble ... Added three special teams stops ... Made four solo stops in the season opener vs. Tennessee (9/13) ... Totaled five tackles (four solo) and a half-sack at Atlanta (11/1) ... Recorded eight solo stops and one interception vs. N.Y. Giants (11/8) ... Intercepted QB Eli Manning and returned it 16 yards near the end of the third quarter ... Made three tackles (one solo) and forced one fumble at Carolina (1/3/16).

**2014 (Buccaneers)** - Started 14 games ... Recorded 76 tackles (58 solo), two interceptions, nine passes defended and two forced fumbles ... Made six tackles (five solo) in his Buccaneers debut in the season opener vs. Carolina (9/7) ... Totaled eight solo stops vs. St. Louis (9/14) ... Recorded five tackles (three solo), one interception and three passes defended at New Orleans (10/5) ... Intercepted QB Drew Brees with the Saints driving at midfield to send the game into overtime ... Totaled a season-high nine tackles (six solo) vs. Green Bay (12/21).

**2013 (Titans)** - Started all 16 games ... Recorded 57 tackles (49 solo), five interceptions, 22 passes defended and two fumble recoveries ... Totaled three solo tackles, one interception and two passes defended in the season opener at Pittsburgh (9/8) ... Intercepted QB Ben Roethlisberger in the second quarter and led to a Titans touchdown drive ... Made six stops (five solo), one interception and three passes defended at Houston (9/15) ... Intercepted QB Matt Schaub and returned it 23 yards for a touchdown in the fourth quarter ... Recorded two assisted tackles, two interceptions, two passes defended and one fumble recovery vs. N.Y. Jets (9/29) ... Picked off QB Geno Smith's first pass of the game and returned it 34 yards, setting up a touchdown drive ... Recovered a fumble from QB Geno Smith and returned it 9 yards, setting up a Titans touchdown drive in the second quarter ... Intercepted QB Geno Smith later in the second quarter ... Totaled three tackles (two solo) and one interception vs. Jacksonville (11/10) ... Intercepted QB Chad Henne early in the fourth quarter and returned it 6 yards ...

**PRO BOWL:** Selected to his first Pro Bowl following the season ...



## SUPPLEMENTAL BIOS NOT IN MEDIA GUIDE

Recovered a fumble in the game ...

**HONORS:** Earned second-team All-Pro honors ... Earned AFC Defensive Player of the Week honors for his performance vs. N.Y. Jets (9/29) where he posted two interceptions and one fumble recovery.

**2012 (Titans)** - Started all 16 games ... Recorded 76 tackles (59 solo), two interceptions, nine passes defended, one forced fumble and one fumble recovery ... Totaled a season-high nine tackles (six solo) in the season opener vs. New England (9/9) ... Made five solo stops, one interception and two passes defended at San Diego (9/16) ... Intercepted QB Philip Rivers and returned it for 11 yards in the second quarter ... Recorded seven tackles (four solo), one forced fumble and one fumble recovery vs. Detroit (9/23) ... Stripped TE Brandon Pettigrew and returned the fumble 72 yards for a touchdown in the fourth quarter ... Made one solo stop, one interception and two passes defended at Jacksonville (11/25) ... Intercepted QB Chad Henne on the first snap of the game.

**2011 (Titans)** - Played in all 16 games with three starts ... Recorded 47 tackles (42 solo), one interception and eight passes defended ... Added two special teams stops (one solo) ... Totaled one solo tackle and one interception vs. Baltimore (9/18) ... Intercepted QB Joe Flacco and returned it 4 yards in the first quarter ... Posted six solo tackles and two passes defended vs. Indianapolis (10/30) ... Recorded a season-high 10 tackles (nine solo) vs. New Orleans ... Added one special teams stop.

**2010 (Titans)** - Played in all 16 games with 12 starts ... Recorded 93 tackles (78 solo), three interceptions, 11 passes defended, one forced fumble and two fumble recoveries ... Added eight special teams stops (seven solo) ... Totaled 11 solo tackles vs. Denver (10/3) ... Recorded eight tackles (six solo) and one interception at Dallas (10/10) ... Made his first NFL interception by picking off QB Tony Romo and returning the ball 12 yards to the 1-yard line, setting up a Titans score on the next play ... Made one solo stop and one interception at Jacksonville (10/18) ... Totaled a season-high 12 tackles (10 solo) vs. Indianapolis (12/9) ... Recorded 10 tackles (four solo) and one interception vs. Houston (12/19) ... Intercepted QB Matt Schaub in the second quarter and set up a Titans field goal as the half expired.

## COLLEGE

Four-year letterman and three-year starter at UCLA (2006-09) ... Played in 51 career games with 35 starts ... Recorded career totals of 279 tackles (198 solo) and 13 interceptions ... Started all 13 games as a senior in 2009 ... Recorded 72 tackles (51 solo) and five interceptions ... Earned first-team All-American honors ... Named first-team All-Pac 10 ... Was a semifinalist for the Lott Trophy for the nation's best defensive player ... His five interceptions were tied for second in the Pac-10 ... Started all 12 games as a junior in 2008 ... Recorded 73 tackles (52 solo) and two interceptions ... Earned first-team All-Pac 10 honors ... Played in all 13 games with 10 starts ... Recorded 75 tackles (53 solo) and four interceptions ... Played in all 13 games as a true freshman in 2006 ... Recorded 59 tackles (42 solo) and two interceptions ... Earned first-team Freshman All-American honors ... Named Pac-10 Conference Co-Freshman of the Year ... Majored in mathematics-applied science.

## PERSONAL

Attended Mayfair High School in Lakewood, California ... Played wide receiver, defensive back, linebacker and special teams ... Caught 50 passes for 907 yards (18.1 avg.) and 13 touchdowns as a senior in 2005 ... Added 56 tackles and four interceptions on defense ... Also returned four punts for 100 yards (25.0 avg.) and seven kickoff returns for 407 yards (58.1 avg.) and one touchdown ... Earned second-team all-section ... Named team co-captain and team offensive MVP ... Recorded 32 catches for 705 yards (22.0 avg.) and 11 touchdowns as a junior in 2004 ... Added 56 tackles, 13 pass break ups and two interceptions on defense ... Earned all-region and all-league honors ... Also participated in track and field ... First name pronounced AL-ter-on ... Born on Dec. 13, 1988.

## ALTERRAUN VERNER'S NFL STATS

| YEAR              | TEAM      | GP         | GS        | TACK       | SK         | INT       | PD        | FF       | FR       |
|-------------------|-----------|------------|-----------|------------|------------|-----------|-----------|----------|----------|
| 2010              | Tennessee | 16         | 12        | 93         | 0.0        | 3         | 11        | 1        | 2        |
| 2011              | Tennessee | 16         | 3         | 47         | 0.0        | 1         | 9         | 0        | 0        |
| 2012              | Tennessee | 16         | 16        | 76         | 0.0        | 2         | 9         | 1        | 1        |
| 2013              | Tennessee | 16         | 16        | 57         | 0.0        | 5         | 22        | 0        | 2        |
| 2014              | Tampa Bay | 14         | 14        | 76         | 0.0        | 2         | 9         | 2        | 0        |
| 2015              | Tampa Bay | 16         | 6         | 53         | 0.5        | 1         | 4         | 1        | 0        |
| 2016              | Tampa Bay | 16         | 3         | 12         | 0.0        | 1         | 7         | 0        | 0        |
| <b>NFL TOTALS</b> |           | <b>110</b> | <b>70</b> | <b>414</b> | <b>0.5</b> | <b>15</b> | <b>71</b> | <b>5</b> | <b>5</b> |



## 2016 REGULAR SEASON STATISTICS

| WON 10, LOST 6 |   |        |                         |
|----------------|---|--------|-------------------------|
| 9/11/2016      | L | 10- 12 | at Seattle Seahawks     |
| 9/18/2016      | L | 24- 31 | at New England Patriots |
| 9/25/2016      | W | 30- 24 | Cleveland Browns        |
| 9/29/2016      | L | 7- 22  | at Cincinnati Bengals   |
| 10/9/2016      | L | 17- 30 | Tennessee Titans        |
| 10/16/2016     | W | 30- 15 | Pittsburgh Steelers     |
| 10/23/2016     | W | 28- 25 | Buffalo Bills           |
| 11/6/2016      | W | 27- 23 | New York Jets           |
| 11/13/2016     | W | 31- 24 | at San Diego Chargers   |
| 11/20/2016     | W | 14- 10 | at Los Angeles Rams     |
| 11/27/2016     | W | 31- 24 | San Francisco 49ers     |
| 12/4/2016      | L | 6- 38  | at Baltimore Ravens     |
| 12/11/2016     | W | 26- 23 | Arizona Cardinals       |
| 12/17/2016     | W | 34- 13 | at New York Jets        |
| 12/24/2016     | W | 34- 31 | at Buffalo Bills        |
| 1/1/2017       | L | 14- 35 | New England Patriots    |

| SCORE BY PERIODS | Q1  | Q2  | Q3  | Q4  | OT | PTS |
|------------------|-----|-----|-----|-----|----|-----|
| Miami            | 41  | 101 | 111 | 101 | 9  | 363 |
| Opponents        | 110 | 95  | 58  | 117 | 0  | 380 |

| SCORING          | TD        | RU        | PA        | RT       | PAT          | FG           | 2Pt      | PTS        |
|------------------|-----------|-----------|-----------|----------|--------------|--------------|----------|------------|
| A.Franks         | 0         | 0         | 0         | 0        | 41/42        | 16/21        | 0        | 89         |
| K.Stills         | 9         | 0         | 9         | 0        | 0/0          | 0/0          | 0        | 54         |
| J.Ajayi          | 8         | 8         | 0         | 0        | 0/0          | 0/0          | 0        | 48         |
| D.Williams       | 6         | 3         | 3         | 0        | 0/0          | 0/0          | 0        | 36         |
| J.Landry         | 4         | 0         | 4         | 0        | 0/0          | 0/0          | 1        | 26         |
| D.Parker         | 4         | 0         | 4         | 0        | 0/0          | 0/0          | 0        | 24         |
| D.Sims           | 4         | 0         | 4         | 0        | 0/0          | 0/0          | 0        | 24         |
| K.Drake          | 3         | 2         | 0         | 1        | 0/0          | 0/0          | 0        | 18         |
| W.Aikens         | 1         | 0         | 0         | 1        | 0/0          | 0/0          | 0        | 8          |
| K.Alonso         | 1         | 0         | 0         | 1        | 0/0          | 0/0          | 0        | 6          |
| J.Cameron        | 1         | 0         | 1         | 0        | 0/0          | 0/0          | 0        | 6          |
| D.Jones          | 1         | 0         | 1         | 0        | 0/0          | 0/0          | 0        | 6          |
| R.Tannehill      | 1         | 1         | 0         | 0        | 0/0          | 0/0          | 0        | 6          |
| J.Grant          | 1         | 0         | 0         | 1        | 0/0          | 0/0          | 0        | 6          |
| L.Carroo         | 1         | 0         | 1         | 0        | 0/0          | 0/0          | 0        | 6          |
| <b>TEAM</b>      | <b>45</b> | <b>14</b> | <b>27</b> | <b>4</b> | <b>41/42</b> | <b>16/21</b> | <b>1</b> | <b>363</b> |
| <b>OPPONENTS</b> | <b>43</b> | <b>12</b> | <b>30</b> | <b>1</b> | <b>34/38</b> | <b>26/35</b> | <b>5</b> | <b>380</b> |

|                          | MIAMI           | OPPONENT       |
|--------------------------|-----------------|----------------|
| <b>Total First Downs</b> | <b>278</b>      | <b>349</b>     |
| Rushing                  | 90              | 109            |
| Passing                  | 167             | 199            |
| Penalty                  | 21              | 41             |
| 3rd Down: Made/Att       | 69/188          | 77/213         |
| 3rd Down Pct.            | 36.7%           | 36.2%          |
| 4th Down: Made/Att       | 0/4             | 9/16           |
| 4th Down Pct.            | 0.0%            | 56.3%          |
| <b>Possession Avg.</b>   | <b>28:23</b>    | <b>31:37</b>   |
| <b>Total Net Yards</b>   | <b>5324</b>     | <b>6122</b>    |
| Avg. Per Game            | 332.8           | 382.6          |
| Total Plays              | 912             | 1088           |
| Avg. Per Play            | 5.8             | 5.6            |
| <b>Net Yards Rushing</b> | <b>1824</b>     | <b>2247</b>    |
| Avg. Per Game            | 114.0           | 140.4          |
| Total Rushes             | 405             | 464            |
| <b>Net Yards Passing</b> | <b>3500</b>     | <b>3875</b>    |
| Avg. Per Game            | 218.8           | 242.2          |
| Sacked/Yards Lost        | 30/216          | 33/226         |
| Gross Yards              | 3716            | 4101           |
| Attempts/Completions     | 477/316         | 591/368        |
| Completion Pct.          | 66.2%           | 62.3%          |
| Had Intercepted          | 15              | 16             |
| <b>Punts/Average</b>     | <b>90/44.3</b>  | <b>74/41.8</b> |
| <b>Net Punting Avg.</b>  | <b>39.9</b>     | <b>37.4</b>    |
| <b>Penalties/Yards</b>   | <b>125/1141</b> | <b>109/919</b> |
| <b>Fumbles/Ball Lost</b> | <b>26/8</b>     | <b>24/9</b>    |
| <b>Touchdowns</b>        | <b>45</b>       | <b>43</b>      |
| Rushing                  | 14              | 12             |
| Passing                  | 27              | 30             |
| Returns                  | 4               | 1              |

2-Pt. Conversions: Team 1/ 2, Opponents: 5/ 5

Sacks: C.Wake 11.5, A.Branch 5.5, N.Suh 5.0, J.Jones 3.5, M.Williams 1.5, M.Thomas 1.0, B.McCain 1.0, N.Hewitt 1.0, I.Abdul-Quddus 1.0, R.Jones 0.5, J.Phillips 0.5 Team: 32.0, Opponents: 29.0



## 2016 REGULAR SEASON STATISTICS

| RUSHING          | NO.        | YDS         | AVG        | LONG       | TD        |
|------------------|------------|-------------|------------|------------|-----------|
| J.Ajayi          | 260        | 1272        | 4.9        | 62t        | 8         |
| K.Drake          | 33         | 179         | 5.4        | 45t        | 2         |
| R.Tannehill      | 39         | 164         | 4.2        | 18         | 1         |
| D.Williams       | 35         | 115         | 3.3        | 23         | 3         |
| A.Foster         | 22         | 55          | 2.5        | 9          | 0         |
| I.Pead           | 8          | 22          | 2.8        | 4          | 0         |
| J.Landry         | 5          | 17          | 3.4        | 13         | 0         |
| J.Grant          | 1          | 1           | 1.0        | 1          | 0         |
| M.Darr           | 1          | 0           | 0.0        | 0          | 0         |
| M.Moore          | 1          | -1          | -1.0       | -1         | 0         |
| <b>TEAM</b>      | <b>405</b> | <b>1824</b> | <b>4.5</b> | <b>62t</b> | <b>14</b> |
| <b>OPPONENTS</b> | <b>464</b> | <b>2247</b> | <b>4.8</b> | <b>60t</b> | <b>12</b> |

| INTERCEPTIONS    | NO.       | YDS        | AVG         | LONG       | TD       |
|------------------|-----------|------------|-------------|------------|----------|
| T.Lippett        | 4         | 0          | 0.0         | 0          | 0        |
| K.Alonso         | 2         | 70         | 35.0        | 60t        | 1        |
| B.Maxwell        | 2         | 29         | 14.5        | 27         | 0        |
| I.Abdul-Quddus   | 2         | 16         | 8.0         | 9          | 0        |
| B.Rambo          | 1         | 17         | 17.0        | 17         | 0        |
| R.Jones          | 1         | 17         | 17.0        | 17         | 0        |
| J.Phillips       | 1         | 17         | 17.0        | 17         | 0        |
| C.Wake           | 1         | 12         | 12.0        | 12         | 0        |
| M.Hull           | 1         | 8          | 8.0         | 8          | 0        |
| B.McCain         | 1         | 0          | 0.0         | 0          | 0        |
| <b>TEAM</b>      | <b>16</b> | <b>186</b> | <b>11.6</b> | <b>60t</b> | <b>1</b> |
| <b>OPPONENTS</b> | <b>15</b> | <b>106</b> | <b>7.1</b>  | <b>53</b>  | <b>1</b> |

| RECEIVING        | NO.        | YDS         | AVG         | LONG       | TD        |
|------------------|------------|-------------|-------------|------------|-----------|
| J.Landry         | 94         | 1136        | 12.1        | 71         | 4         |
| D.Parker         | 56         | 744         | 13.3        | 56t        | 4         |
| K.Stills         | 42         | 726         | 17.3        | 74t        | 9         |
| J.Ajayi          | 27         | 151         | 5.6         | 15         | 0         |
| D.Sims           | 26         | 256         | 9.8         | 28         | 4         |
| D.Williams       | 23         | 249         | 10.8        | 58         | 3         |
| M.Gray           | 14         | 174         | 12.4        | 53         | 0         |
| K.Drake          | 9          | 46          | 5.1         | 9          | 0         |
| J.Cameron        | 8          | 60          | 7.5         | 13         | 1         |
| D.Jones          | 7          | 61          | 8.7         | 24         | 1         |
| A.Foster         | 6          | 78          | 13.0        | 50         | 0         |
| L.Caroo          | 3          | 29          | 9.7         | 15t        | 1         |
| I.Pead           | 1          | 6           | 6.0         | 6          | 0         |
| J.Grant          | 0          | 0           | 0           | 0          | 0         |
| <b>TEAM</b>      | <b>316</b> | <b>3716</b> | <b>11.8</b> | <b>74t</b> | <b>27</b> |
| <b>OPPONENTS</b> | <b>368</b> | <b>4101</b> | <b>11.1</b> | <b>77t</b> | <b>30</b> |

| PUNTING          | NO        | YDS         | AVG         | NET         | TB       | IN        | LG        | B        |
|------------------|-----------|-------------|-------------|-------------|----------|-----------|-----------|----------|
| M.Darr           | 90        | 3991        | 44.3        | 39.9        | 5        | 32        | 66        | 0        |
| <b>TEAM</b>      | <b>90</b> | <b>3991</b> | <b>44.3</b> | <b>39.9</b> | <b>5</b> | <b>32</b> | <b>66</b> | <b>0</b> |
| <b>OPPONENTS</b> | <b>74</b> | <b>3095</b> | <b>41.8</b> | <b>37.4</b> | <b>0</b> | <b>28</b> | <b>62</b> | <b>1</b> |

| PUNT RETURNS     | RET       | FC        | YDS        | AVG        | LONG       | TD       |
|------------------|-----------|-----------|------------|------------|------------|----------|
| J.Grant          | 20        | 3         | 165        | 8.3        | 74t        | 1        |
| J.Landry         | 16        | 15        | 163        | 10.2       | 20         | 0        |
| <b>TEAM</b>      | <b>36</b> | <b>18</b> | <b>328</b> | <b>9.1</b> | <b>74t</b> | <b>1</b> |
| <b>OPPONENTS</b> | <b>37</b> | <b>26</b> | <b>300</b> | <b>8.1</b> | <b>30</b>  | <b>0</b> |

| KICKOFF RETURNS  | NO.       | YDS        | AVG         | LONG       | TD       |
|------------------|-----------|------------|-------------|------------|----------|
| J.Grant          | 19        | 439        | 23.1        | 45         | 0        |
| K.Drake          | 13        | 397        | 30.5        | 96t        | 1        |
| D.Williams       | 2         | 32         | 16.0        | 17         | 0        |
| M.Gray           | 1         | 11         | 11.0        | 11         | 0        |
| <b>TEAM</b>      | <b>35</b> | <b>879</b> | <b>25.1</b> | <b>96t</b> | <b>1</b> |
| <b>OPPONENTS</b> | <b>31</b> | <b>632</b> | <b>20.4</b> | <b>44</b>  | <b>0</b> |

| FIELD GOALS      | 1-19       | 20-29       | 30-39      | 40-49        | 50+        |
|------------------|------------|-------------|------------|--------------|------------|
| A.Franks         | 0/0        | 8/10        | 6/6        | 1/3          | 1/2        |
| <b>TEAM</b>      | <b>0/0</b> | <b>8/10</b> | <b>6/6</b> | <b>1/3</b>   | <b>1/2</b> |
| <b>OPPONENTS</b> | <b>0/0</b> | <b>8/8</b>  | <b>6/7</b> | <b>10/17</b> | <b>2/3</b> |

Fumbles Lost: R.Tannehill 3, J.Landry 2, J.Ajayi 1, J.Grant 1, D.Williams 1 Total: 8

Opponent Fumble Recoveries: K.Alonso 4, T.Fede 1, N.Hewitt 1, J.Jones 1, N.Suh 1, S.Paysinger 1 Total: 9

| PASSING          | ATT        | CMP        | YDS         | CMP%         | YDS/ATT    | TD        | TD%         | INT       | INT%        | LONG       | SACK       | LOST       | RATING      |
|------------------|------------|------------|-------------|--------------|------------|-----------|-------------|-----------|-------------|------------|------------|------------|-------------|
| R.Tannehill      | 389        | 261        | 2995        | 67.1%        | 7.7        | 19        | 4.9%        | 12        | 3.1%        | 74t        | 29/        | 216        | 93.5        |
| M.Moore          | 87         | 55         | 721         | 63.2%        | 8.3        | 8         | 9.2%        | 3         | 3.4%        | 66t        | 1/         | 0          | 105.6       |
| J.Landry         | 1          | 0          | 0           | 0.0%         | 0.0        | 0         | 0.0%        | 0         | 0.0%        | 0          | 0/         | 0          | 39.6        |
| <b>TEAM</b>      | <b>477</b> | <b>316</b> | <b>3716</b> | <b>66.2%</b> | <b>7.8</b> | <b>27</b> | <b>5.7%</b> | <b>15</b> | <b>3.1%</b> | <b>74t</b> | <b>30/</b> | <b>216</b> | <b>95.5</b> |
| <b>OPPONENTS</b> | <b>591</b> | <b>368</b> | <b>4101</b> | <b>62.3%</b> | <b>6.9</b> | <b>30</b> | <b>5.1%</b> | <b>16</b> | <b>2.7%</b> | <b>77t</b> | <b>33/</b> | <b>226</b> | <b>88.5</b> |



## 2016 REGULAR SEASON STATISTICS

| DEFENSIVE STATISTICS |    |            |            |             |             |              |           |           |           |           |           |          |
|----------------------|----|------------|------------|-------------|-------------|--------------|-----------|-----------|-----------|-----------|-----------|----------|
| PLAYER               | GP | SOLO       | ASST       | TOT         | SACKS       | YDS          | TFL       | QBH       | INT       | PD        | FF        | FR       |
| K. Alonso            | 15 | 69         | 46         | 115         | 0.0         | 0.0          | 5         | 6         | 2         | 4         | 1         | 4        |
| I. Abdul-Quddus      | 15 | 49         | 28         | 77          | 1.0         | 2.0          | 2         | 5         | 2         | 5         | 0         | 0        |
| N. Suh               | 16 | 41         | 31         | 72          | 5.0         | 37.5         | 11        | 17        | 0         | 6         | 0         | 1        |
| T. Lippett           | 16 | 45         | 22         | 67          | 0.0         | 0.0          | 1         | 0         | 4         | 10        | 0         | 0        |
| N. Hewitt            | 15 | 35         | 22         | 57          | 1.0         | 9.0          | 4         | 1         | 0         | 1         | 0         | 1        |
| B. Maxwell           | 13 | 43         | 10         | 53          | 0.0         | 0.0          | 1         | 0         | 2         | 15        | 4         | 0        |
| S. Paysinger         | 15 | 37         | 15         | 52          | 0.0         | 0.0          | 0         | 2         | 0         | 3         | 0         | 1        |
| R. Jones             | 6  | 31         | 20         | 51          | 0.5         | 0.5          | 4         | 0         | 1         | 4         | 0         | 0        |
| A. Branch            | 16 | 27         | 22         | 49          | 5.5         | 34.5         | 8         | 12        | 0         | 1         | 2         | 0        |
| B. McCain            | 16 | 32         | 12         | 44          | 1.0         | 11.0         | 3         | 2         | 1         | 6         | 1         | 0        |
| M. Thomas            | 16 | 27         | 12         | 39          | 1.0         | 14.0         | 3         | 3         | 0         | 1         | 1         | 0        |
| X. Howard            | 6  | 29         | 11         | 40          | 0.0         | 0.0          | 1         | 0         | 0         | 6         | 1         | 0        |
| J. Jones             | 14 | 22         | 14         | 36          | 3.5         | 12.0         | 3         | 12        | 0         | 2         | 0         | 1        |
| B. Rambo             | 8  | 25         | 14         | 39          | 0.0         | 0.0          | 1         | 1         | 1         | 3         | 0         | 0        |
| C. Wake              | 16 | 22         | 7          | 29          | 11.5        | 90.5         | 6         | 24        | 1         | 2         | 5         | 0        |
| J. Jenkins           | 9  | 15         | 14         | 29          | 0.0         | 0.0          | 2         | 0         | 0         | 1         | 0         | 0        |
| D. Butler            | 14 | 17         | 11         | 28          | 0.0         | 0.0          | 3         | 0         | 0         | 0         | 0         | 0        |
| J. Phillips          | 16 | 13         | 10         | 23          | 0.5         | 0.0          | 5         | 3         | 1         | 3         | 0         | 0        |
| K. Misi              | 3  | 11         | 11         | 22          | 0.0         | 0.0          | 0         | 0         | 0         | 0         | 0         | 0        |
| E. Mitchell          | 9  | 11         | 6          | 17          | 0.0         | 0.0          | 3         | 1         | 0         | 0         | 0         | 0        |
| M. Hull              | 16 | 7          | 8          | 15          | 0.0         | 0.0          | 0         | 0         | 1         | 1         | 0         | 0        |
| T. Fede              | 9  | 6          | 8          | 14          | 0.0         | 0.0          | 1         | 0         | 0         | 0         | 0         | 1        |
| M. Williams          | 13 | 9          | 4          | 13          | 1.5         | 9.0          | 4         | 5         | 0         | 1         | 0         | 0        |
| J. Warmesley         | 5  | 4          | 4          | 8           | 0.0         | 0.0          | 0         | 1         | 0         | 0         | 0         | 0        |
| C. Jones             | 6  | 4          | 2          | 6           | 0.0         | 0.0          | 1         | 1         | 0         | 0         | 0         | 0        |
| N. Williams          | 5  | 2          | 0          | 2           | 0.0         | 0.0          | 0         | 0         | 0         | 0         | 0         | 0        |
| C. Chekwa            | 3  | 2          | 0          | 2           | 0.0         | 0.0          | 0         | 0         | 0         | 0         | 0         | 0        |
| L. Orr               | 5  | 1          | 0          | 1           | 0.0         | 0.0          | 1         | 0         | 0         | 0         | 0         | 0        |
| <b>TOTALS</b>        |    | <b>637</b> | <b>364</b> | <b>1001</b> | <b>33.0</b> | <b>226.0</b> | <b>73</b> | <b>96</b> | <b>16</b> | <b>75</b> | <b>15</b> | <b>9</b> |

**NOTE:** Special teams and miscellaneous tackles/fumbles not included above

**DEFENSIVE TOUCHDOWNS:** K. Alonso 60-yard interception return (11/13 at SD).

**MISCELLANEOUS TACKLES:** K. Stills - 4, J. Landry - 2, J. Ajayi - 2, D. Parker - 2, J. Cameron - 1, K. Drake - 1, J. James - 1, D. Sims - 1, D. Williams - 1.

**MISCELLANEOUS FORCED FUMBLES:** None.

**MISCELLANEOUS FUMBLE RECOVERIES:** R. Tannehill - 3, J. Ajayi - 2, J. Bushrod - 1, M. Darr - 1, M. Gray - 1, J. James - 1, M. Moore - 1, S. Paysinger - 1.





## 2016 REGULAR SEASON STATISTICS

| SPECIAL TEAMS STATISTICS |           |           |           |          |          |          |          |          |
|--------------------------|-----------|-----------|-----------|----------|----------|----------|----------|----------|
| PLAYER                   | SOLO      | ASST      | TOT       | FF       | FR       | BFG      | BPAT     | BPNT     |
| M. Thomas                | 16        | 3         | 19        | 1        | 0        | 0        | 0        | 0        |
| M. Hull                  | 11        | 7         | 18        | 0        | 0        | 0        | 0        | 0        |
| S. Paysinger             | 5         | 2         | 7         | 0        | 0        | 0        | 0        | 0        |
| N. Hewitt                | 5         | 2         | 7         | 0        | 0        | 0        | 0        | 0        |
| W. Aikens                | 4         | 3         | 7         | 0        | 0        | 0        | 0        | 1        |
| K. Drake                 | 2         | 2         | 4         | 0        | 0        | 0        | 0        | 0        |
| M. Gray                  | 1         | 2         | 3         | 0        | 0        | 0        | 0        | 0        |
| L. Pitts                 | 1         | 2         | 3         | 0        | 0        | 0        | 0        | 0        |
| B. Rambo                 | 0         | 3         | 3         | 0        | 0        | 0        | 0        | 0        |
| D. Williams              | 2         | 0         | 2         | 0        | 1        | 0        | 0        | 0        |
| Z. Vigil                 | 2         | 0         | 2         | 0        | 0        | 0        | 0        | 0        |
| B. McCain                | 1         | 1         | 2         | 0        | 0        | 0        | 0        | 0        |
| J. Lucas                 | 0         | 2         | 2         | 0        | 0        | 0        | 0        | 0        |
| M. Darr                  | 1         | 1         | 2         | 0        | 0        | 0        | 0        | 0        |
| T. Reilly                | 1         | 1         | 2         | 0        | 0        | 0        | 0        | 0        |
| I. Abdul-Quddus          | 1         | 0         | 1         | 0        | 0        | 0        | 0        | 0        |
| J. Grant                 | 1         | 0         | 1         | 0        | 3        | 0        | 0        | 0        |
| A. Franks                | 1         | 0         | 1         | 0        | 0        | 0        | 0        | 0        |
| J. Landry                | 1         | 0         | 1         | 0        | 0        | 0        | 0        | 0        |
| C. Chekwa                | 0         | 1         | 1         | 0        | 0        | 0        | 0        | 0        |
| J. Denney                | 0         | 1         | 1         | 0        | 0        | 0        | 0        | 0        |
| C. Jones                 | 0         | 0         | 0         | 0        | 0        | 0        | 1        | 0        |
| J. Phillips              | 0         | 0         | 0         | 0        | 0        | 0        | 1        | 0        |
| J. Jones                 | 0         | 0         | 0         | 0        | 0        | 0        | 1        | 0        |
| <b>TOTALS</b>            | <b>56</b> | <b>33</b> | <b>89</b> | <b>1</b> | <b>4</b> | <b>0</b> | <b>3</b> | <b>1</b> |



## 2016 POSTSEASON STATISTICS

| WON 0, LOST 1 |   |        |                        |
|---------------|---|--------|------------------------|
| 1/8/2017      | L | 12- 30 | at Pittsburgh Steelers |

|                          | MIAMI         | OPPONENT      |
|--------------------------|---------------|---------------|
| <b>Total First Downs</b> | <b>18</b>     | <b>19</b>     |
| Rushing                  | 1             | 9             |
| Passing                  | 16            | 7             |
| Penalty                  | 1             | 3             |
| 3rd Down: Made/Att       | 6/14          | 4/9           |
| 3rd Down Pct.            | 42.9%         | 44.4%         |
| 4th Down: Made/Att       | 2/4           | 0/0           |
| 4th Down Pct.            | 50.0%         | 0.0           |
| <b>Possession Avg.</b>   | <b>32:02</b>  | <b>27:58</b>  |
| <b>Total Net Yards</b>   | <b>305</b>    | <b>367</b>    |
| Avg. Per Game            | 305.0         | 367.0         |
| Total Plays              | 62            | 54            |
| Avg. Per Play            | 4.9           | 6.8           |
| <b>Net Yards Rushing</b> | <b>52</b>     | <b>179</b>    |
| Avg. Per Game            | 52.0          | 179.0         |
| Total Rushes             | 21            | 35            |
| <b>Net Yards Passing</b> | <b>253</b>    | <b>188</b>    |
| Avg. Per Game            | 253.0         | 188.0         |
| Sacked/Yards Lost        | 5/36          | 1/9           |
| Gross Yards              | 289           | 197           |
| Attempts/Completions     | 36/29         | 18/13         |
| Completion Pct.          | 80.6%         | 72.2%         |
| Had Intercepted          | 1             | 2             |
| <b>Punts/Average</b>     | <b>2/51.0</b> | <b>2/39.5</b> |
| <b>Net Punting Avg.</b>  | <b>36.5</b>   | <b>35.0</b>   |
| <b>Penalties/Yards</b>   | <b>6/64</b>   | <b>6/60</b>   |
| <b>Fumbles/Ball Lost</b> | <b>3/2</b>    | <b>0/0</b>    |
| <b>Touchdowns</b>        | <b>1</b>      | <b>4</b>      |
| Rushing                  | 0             | 2             |
| Passing                  | 1             | 2             |
| Returns                  | 0             | 0             |

| SCORE BY PERIODS | Q1 | Q2 | Q3 | Q4 | OT | PTS |
|------------------|----|----|----|----|----|-----|
| Miami            | 3  | 3  | 0  | 6  | 0  | 12  |
| Opponents        | 14 | 6  | 10 | 0  | 0  | 30  |

| SCORING          | TD       | RU       | PA       | RT       | PAT        | FG         | 2Pt      | PTS       |
|------------------|----------|----------|----------|----------|------------|------------|----------|-----------|
| D.Williams       | 1        | 0        | 1        | 0        | 0/0        | 0/0        | 0        | 6         |
| A.Franks         | 0        | 0        | 0        | 0        | 0/0        | 2/2        | 0        | 6         |
| <b>TEAM</b>      | <b>1</b> | <b>0</b> | <b>1</b> | <b>0</b> | <b>0/0</b> | <b>2/2</b> | <b>0</b> | <b>12</b> |
| <b>OPPONENTS</b> | <b>4</b> | <b>2</b> | <b>2</b> | <b>0</b> | <b>3/4</b> | <b>1/1</b> | <b>0</b> | <b>30</b> |

2-Pt. Conversions: Team 0/1, Opponents: 0/0

Sacks: N.Suh 1.0 Team: 1.0, Opponents: 5.0



## 2016 POSTSEASON STATISTICS

| RUSHING          | NO.       | YDS        | AVG        | LONG      | TD       |
|------------------|-----------|------------|------------|-----------|----------|
| J.Ajayi          | 16        | 33         | 2.1        | 8         | 0        |
| D.Williams       | 3         | 14         | 4.7        | 15        | 0        |
| M.Thomas         | 1         | 3          | 3.0        | 3         | 0        |
| M.Moore          | 1         | 2          | 2.0        | 2         | 0        |
| <b>TEAM</b>      | <b>21</b> | <b>52</b>  | <b>2.5</b> | <b>15</b> | <b>0</b> |
| <b>OPPONENTS</b> | <b>35</b> | <b>179</b> | <b>5.1</b> | <b>26</b> | <b>2</b> |

| RECEIVING        | NO.       | YDS        | AVG         | LONG       | TD       |
|------------------|-----------|------------|-------------|------------|----------|
| J.Landry         | 11        | 102        | 9.3         | 17         | 0        |
| K.Stills         | 5         | 82         | 16.4        | 36         | 0        |
| D.Sims           | 5         | 34         | 6.8         | 17         | 0        |
| D.Parker         | 4         | 55         | 13.8        | 37         | 0        |
| J.Ajayi          | 3         | 12         | 4.0         | 5          | 0        |
| D.Williams       | 1         | 4          | 4.0         | 4t         | 1        |
| K.Drake          | 0         | 0          | 0           | 0          | 0        |
| <b>TEAM</b>      | <b>29</b> | <b>289</b> | <b>10.0</b> | <b>37</b>  | <b>1</b> |
| <b>OPPONENTS</b> | <b>13</b> | <b>197</b> | <b>15.2</b> | <b>62t</b> | <b>2</b> |

Fumbles Lost: M.Moore 2 Total: 2

Opponent Fumble Recoveries: None.

| INTERCEPTIONS    | NO.      | YDS       | AVG         | LONG      | TD       |
|------------------|----------|-----------|-------------|-----------|----------|
| M.Thomas         | 1        | 16        | 16.0        | 16        | 0        |
| X.Howard         | 1        | 11        | 11.0        | 11        | 0        |
| <b>TEAM</b>      | <b>2</b> | <b>27</b> | <b>13.5</b> | <b>16</b> | <b>0</b> |
| <b>OPPONENTS</b> | <b>1</b> | <b>10</b> | <b>10.0</b> | <b>10</b> | <b>0</b> |

| PUNTING          | NO       | YDS        | AVG         | NET         | TB       | IN       | LG        | B        |
|------------------|----------|------------|-------------|-------------|----------|----------|-----------|----------|
| M.Darr           | 2        | 102        | 51.0        | 36.5        | 1        | 0        | 61        | 0        |
| <b>TEAM</b>      | <b>2</b> | <b>102</b> | <b>51.0</b> | <b>36.5</b> | <b>1</b> | <b>0</b> | <b>61</b> | <b>0</b> |
| <b>OPPONENTS</b> | <b>2</b> | <b>79</b>  | <b>39.5</b> | <b>35.0</b> | <b>0</b> | <b>0</b> | <b>42</b> | <b>0</b> |

| PUNT RETURNS     | RET      | FC       | YDS      | AVG        | LONG     | TD       |
|------------------|----------|----------|----------|------------|----------|----------|
| J.Landry         | 1        | 0        | 9        | 9.0        | 9        | 0        |
| <b>TEAM</b>      | <b>1</b> | <b>0</b> | <b>9</b> | <b>9.0</b> | <b>9</b> | <b>0</b> |
| <b>OPPONENTS</b> | <b>1</b> | <b>0</b> | <b>9</b> | <b>9.0</b> | <b>9</b> | <b>0</b> |

| KICKOFF RETURNS  | NO.      | YDS        | AVG         | LONG      | TD       |
|------------------|----------|------------|-------------|-----------|----------|
| K.Drake          | 3        | 101        | 33.7        | 58        | 0        |
| J.Grant          | 1        | 18         | 18.0        | 18        | 0        |
| <b>TEAM</b>      | <b>4</b> | <b>119</b> | <b>29.8</b> | <b>58</b> | <b>0</b> |
| <b>OPPONENTS</b> | <b>4</b> | <b>49</b>  | <b>12.3</b> | <b>22</b> | <b>0</b> |

| FIELD GOALS      | 1-19       | 20-29      | 30-39      | 40-49      | 50+        |
|------------------|------------|------------|------------|------------|------------|
| A.Franks         | 0/0        | 0/0        | 1/1        | 1/1        | 0/0        |
| <b>TEAM</b>      | <b>0/0</b> | <b>0/0</b> | <b>1/1</b> | <b>1/1</b> | <b>0/0</b> |
| <b>OPPONENTS</b> | <b>0/0</b> | <b>0/0</b> | <b>1/1</b> | <b>0/0</b> | <b>0/0</b> |

| PASSING          | ATT       | CMP       | YDS        | CMP%         | YDS/ATT     | TD       | TD%          | INT      | INT%         | LONG       | SACK      | LOST      | RATING       |
|------------------|-----------|-----------|------------|--------------|-------------|----------|--------------|----------|--------------|------------|-----------|-----------|--------------|
| M.Moore          | 36        | 29        | 289        | 80.6%        | 8.0         | 1        | 2.8%         | 1        | 2.8%         | 37         | 5/        | 36        | 97.8         |
| <b>TEAM</b>      | <b>36</b> | <b>29</b> | <b>289</b> | <b>80.6%</b> | <b>8.0</b>  | <b>1</b> | <b>2.8%</b>  | <b>1</b> | <b>2.8%</b>  | <b>37</b>  | <b>5/</b> | <b>36</b> | <b>97.8</b>  |
| <b>OPPONENTS</b> | <b>18</b> | <b>13</b> | <b>197</b> | <b>72.2%</b> | <b>10.9</b> | <b>2</b> | <b>11.1%</b> | <b>2</b> | <b>11.1%</b> | <b>62t</b> | <b>1/</b> | <b>9</b>  | <b>105.3</b> |



## 2016 POSTSEASON STATISTICS

| DEFENSIVE STATISTICS |    |           |           |           |          |          |          |          |          |          |          |          |
|----------------------|----|-----------|-----------|-----------|----------|----------|----------|----------|----------|----------|----------|----------|
| PLAYER               | GP | SOLO      | ASST      | TOT       | SACKS    | YDS      | TFL      | QBH      | INT      | PD       | FF       | FR       |
| B. Rambo             | 1  | 6         | 0         | 6         | 0.0      | 0.0      | 1        | 0        | 0        | 0        | 0        | 0        |
| M. Thomas            | 1  | 3         | 3         | 6         | 0.0      | 0.0      | 0        | 0        | 1        | 1        | 0        | 0        |
| K. Alonso            | 1  | 1         | 5         | 6         | 0.0      | 0.0      | 0        | 0        | 0        | 0        | 0        | 0        |
| C. Wake              | 1  | 3         | 3         | 6         | 0.0      | 0.0      | 0        | 1        | 0        | 0        | 0        | 0        |
| N. Hewitt            | 1  | 3         | 2         | 5         | 0.0      | 0.0      | 0        | 0        | 0        | 0        | 0        | 0        |
| X. Howard            | 1  | 3         | 2         | 5         | 0.0      | 0.0      | 1        | 0        | 1        | 2        | 0        | 0        |
| N. Suh               | 1  | 4         | 0         | 4         | 1.0      | 9.0      | 1        | 1        | 0        | 0        | 0        | 0        |
| T. Lippett           | 1  | 2         | 2         | 4         | 0.0      | 0.0      | 0        | 0        | 0        | 0        | 0        | 0        |
| E. Mitchell          | 1  | 3         | 0         | 3         | 0.0      | 0.0      | 0        | 0        | 0        | 0        | 0        | 0        |
| J. Phillips          | 1  | 2         | 1         | 3         | 0.0      | 0.0      | 2        | 0        | 0        | 0        | 0        | 0        |
| D. Butler            | 1  | 0         | 2         | 2         | 0.0      | 0.0      | 0        | 0        | 0        | 0        | 0        | 0        |
| T. Fede              | 1  | 1         | 1         | 2         | 0.0      | 0.0      | 0        | 0        | 0        | 0        | 0        | 0        |
| J. Jenkins           | 1  | 2         | 0         | 2         | 0.0      | 0.0      | 0        | 0        | 0        | 0        | 0        | 0        |
| B. McCain            | 1  | 0         | 2         | 2         | 0.0      | 0.0      | 0        | 0        | 0        | 0        | 0        | 0        |
| N. Williams          | 1  | 1         | 1         | 2         | 0.0      | 0.0      | 0        | 0        | 0        | 0        | 0        | 0        |
| A. Branch            | 1  | 1         | 0         | 1         | 0.0      | 0.0      | 0        | 0        | 0        | 0        | 0        | 0        |
| <b>TOTALS</b>        |    | <b>35</b> | <b>24</b> | <b>59</b> | <b>1</b> | <b>9</b> | <b>5</b> | <b>2</b> | <b>2</b> | <b>3</b> | <b>0</b> | <b>0</b> |

**NOTE:** Special teams and miscellaneous tackles/fumbles not included above  
**DEFENSIVE TOUCHDOWNS:** None.  
**MISCELLANEOUS TACKLES:** J. Ajayi - 2, J. James - 1.  
**MISCELLANEOUS FORCED FUMBLES:** None.  
**MISCELLANEOUS FUMBLE RECOVERIES:** None.

| SPECIAL TEAMS STATISTICS |          |          |          |          |          |          |          |          |
|--------------------------|----------|----------|----------|----------|----------|----------|----------|----------|
| PLAYER                   | SOLO     | ASST     | TOT      | FF       | FR       | BFG      | BPAT     | BPNT     |
| S. Paysinger             | 2        | 0        | 2        | 0        | 0        | 0        | 0        | 0        |
| W. Aikens                | 1        | 0        | 1        | 0        | 0        | 0        | 0        | 0        |
| M. Hull                  | 1        | 0        | 1        | 0        | 0        | 0        | 0        | 0        |
| J. Lucas                 | 0        | 1        | 1        | 0        | 0        | 0        | 0        | 0        |
| T. Reilly                | 0        | 1        | 1        | 0        | 0        | 0        | 0        | 0        |
| J. Grant                 | 0        | 0        | 0        | 0        | 1        | 0        | 0        | 0        |
| <b>TOTALS</b>            | <b>4</b> | <b>2</b> | <b>6</b> | <b>0</b> | <b>1</b> | <b>0</b> | <b>0</b> | <b>0</b> |



## 2017 PRESEASON STATISTICS

| WON 2, LOST 2 |   |        |                        |
|---------------|---|--------|------------------------|
| 8/10/2017     | W | 23- 20 | Atlanta Falcons        |
| 8/17/2017     | L | 7- 31  | Baltimore Ravens       |
| 8/24/2017     | L | 31- 38 | at Philadelphia Eagles |
| 8/31/2017     | W | 30- 9  | at Minnesota Vikings   |

|                          | MIAMI          | OPPONENT       |
|--------------------------|----------------|----------------|
| <b>Total First Downs</b> | <b>55</b>      | <b>82</b>      |
| Rushing                  | 12             | 29             |
| Passing                  | 33             | 46             |
| Penalty                  | 10             | 7              |
| 3rd Down: Made/Att       | 15/50          | 34/70          |
| 3rd Down Pct.            | 30.0%          | 48.6%          |
| 4th Down: Made/Att       | 0/1            | 4/8            |
| 4th Down Pct.            | 0.0%           | 50.0%          |
| <b>Possession Avg.</b>   | <b>23:05</b>   | <b>36:55</b>   |
| <b>Total Net Yards</b>   | <b>1090</b>    | <b>1375</b>    |
| Avg. Per Game            | 272.5          | 343.8          |
| Total Plays              | 216            | 291            |
| Avg. Per Play            | 5.0            | 4.7            |
| <b>Net Yards Rushing</b> | <b>257</b>     | <b>497</b>     |
| Avg. Per Game            | 64.3           | 124.3          |
| Total Rushes             | 85             | 146            |
| <b>Net Yards Passing</b> | <b>833</b>     | <b>878</b>     |
| Avg. Per Game            | 208.3          | 219.5          |
| Sacked/Yards Lost        | 5/42           | 7/44           |
| Gross Yards              | 875            | 922            |
| Attempts/Completions     | 126/63         | 138/93         |
| Completion Pct.          | 50.0%          | 67.4%          |
| Had Intercepted          | 5              | 4              |
| <b>Punts/Average</b>     | <b>26/43.9</b> | <b>20/44.0</b> |
| <b>Net Punting Avg.</b>  | <b>39.8</b>    | <b>41.5</b>    |
| <b>Penalties/Yards</b>   | <b>27/204</b>  | <b>42/369</b>  |
| <b>Fumbles/Ball Lost</b> | <b>4/2</b>     | <b>8/3</b>     |
| <b>Touchdowns</b>        | <b>12</b>      | <b>11</b>      |
| Rushing                  | 4              | 4              |
| Passing                  | 8              | 6              |
| Returns                  | 0              | 1              |

| SCORE BY PERIODS | Q1 | Q2 | Q3 | Q4 | OT | PTS |
|------------------|----|----|----|----|----|-----|
| Team             | 24 | 40 | 7  | 20 | 0  | 91  |
| Opponents        | 21 | 40 | 17 | 20 | 0  | 98  |

| SCORING          | TD        | RU       | PA       | RT       | PAT          | FG         | 2Pt      | PTS       |
|------------------|-----------|----------|----------|----------|--------------|------------|----------|-----------|
| A.Franks         | 0         | 0        | 0        | 0        | 11/11        | 2/3        | 0        | 17        |
| J.Grant          | 2         | 0        | 2        | 0        | 0/0          | 0/0        | 0        | 12        |
| J.Ajayi          | 2         | 2        | 0        | 0        | 0/0          | 0/0        | 0        | 12        |
| M.Mathews        | 1         | 0        | 1        | 0        | 0/0          | 0/0        | 0        | 6         |
| L.Carroo         | 1         | 0        | 1        | 0        | 0/0          | 0/0        | 0        | 6         |
| K.Drake          | 1         | 1        | 0        | 0        | 0/0          | 0/0        | 0        | 6         |
| J.Thomas         | 1         | 0        | 1        | 0        | 0/0          | 0/0        | 0        | 6         |
| M.Gray           | 1         | 0        | 1        | 0        | 0/0          | 0/0        | 0        | 6         |
| S.Perry          | 1         | 1        | 0        | 0        | 0/0          | 0/0        | 0        | 6         |
| F.Owusu          | 1         | 0        | 1        | 0        | 0/0          | 0/0        | 0        | 6         |
| D.Stringfellow   | 1         | 0        | 1        | 0        | 0/0          | 0/0        | 0        | 6         |
| P.Martin-Oguike  | 0         | 0        | 0        | 0        | 0/0          | 0/0        | 0        | 2         |
| <b>TEAM</b>      | <b>12</b> | <b>4</b> | <b>8</b> | <b>0</b> | <b>11/11</b> | <b>2/3</b> | <b>0</b> | <b>91</b> |
| <b>OPPONENTS</b> | <b>11</b> | <b>4</b> | <b>6</b> | <b>1</b> | <b>9/10</b>  | <b>7/8</b> | <b>1</b> | <b>98</b> |

2-Pt. Conversions: Team 0/1, Opponents: 1/1

Sacks: A.Branch 1.0, P.Martin-Oguike 1.0, C.Malveaux 1.0, L.Okoye 1.0, T.Reilly 1.0, J.Warmsley 1.0, J.Lucas 1.0 Team: 7.0, Opponents: 5.0



## 2017 PRESEASON STATISTICS

| RUSHING          | NO.        | YDS        | AVG        | LONG      | TD       |
|------------------|------------|------------|------------|-----------|----------|
| K.Drake          | 16         | 69         | 4.3        | 16        | 1        |
| J.Ajayi          | 11         | 51         | 4.6        | 26        | 2        |
| S.Johnson        | 18         | 43         | 2.4        | 10        | 0        |
| D.Smith          | 12         | 35         | 2.9        | 12        | 0        |
| S.Perry          | 8          | 32         | 4.0        | 11t       | 1        |
| D.Williams       | 14         | 28         | 2.0        | 10        | 0        |
| D.Fales          | 2          | 3          | 1.5        | 4         | 0        |
| M.Moore          | 1          | 1          | 1.0        | 1         | 0        |
| B.Doughty        | 3          | -5         | -1.7       | -1        | 0        |
| <b>TEAM</b>      | <b>85</b>  | <b>257</b> | <b>3.0</b> | <b>26</b> | <b>4</b> |
| <b>OPPONENTS</b> | <b>146</b> | <b>497</b> | <b>3.4</b> | <b>26</b> | <b>4</b> |

| RECEIVING        | NO.       | YDS        | AVG         | LONG       | TD       |
|------------------|-----------|------------|-------------|------------|----------|
| J.Grant          | 8         | 230        | 28.8        | 69t        | 2        |
| M.Gray           | 8         | 51         | 6.4         | 12         | 1        |
| D.Stringfellow   | 4         | 130        | 32.5        | 99t        | 1        |
| D.Parker         | 4         | 99         | 24.8        | 72         | 0        |
| D.Morgan         | 4         | 52         | 13.0        | 24         | 0        |
| L.Carroo         | 3         | 50         | 16.7        | 33t        | 1        |
| J.Landry         | 3         | 46         | 15.3        | 32         | 0        |
| K.Stills         | 3         | 24         | 8.0         | 15         | 0        |
| M.Lewis          | 3         | 19         | 6.3         | 13         | 0        |
| T.Duarte         | 3         | 19         | 6.3         | 11         | 0        |
| K.Drake          | 3         | 4          | 1.3         | 5          | 0        |
| J.Thomas         | 3         | 3          | 1.0         | 2          | 1        |
| F.Owusu          | 2         | 45         | 22.5        | 28         | 1        |
| M.Mathews        | 2         | 30         | 15.0        | 19t        | 1        |
| S.Johnson        | 2         | 26         | 13.0        | 27         | 0        |
| C.Pantale        | 2         | 18         | 9.0         | 11         | 0        |
| D.Smith          | 2         | 8          | 4.0         | 6          | 0        |
| S.Perry          | 2         | 7          | 3.5         | 4          | 0        |
| J.Ajayi          | 1         | 11         | 11.0        | 11         | 0        |
| D.Williams       | 1         | 3          | 3.0         | 3          | 0        |
| <b>TEAM</b>      | <b>63</b> | <b>875</b> | <b>13.9</b> | <b>99t</b> | <b>8</b> |
| <b>OPPONENTS</b> | <b>93</b> | <b>922</b> | <b>9.9</b>  | <b>50t</b> | <b>6</b> |

Fumbles Lost: J.Cutler 1, S.Perry 1 Total: 2

Opponent Fumble Recoveries: T.Reilly 1, S.Johnson 1, J.Lucas 1 Total: 3

| PASSING          | ATT        | CMP       | YDS        | CMP%         | YDS/ATT    | TD       | TD%         | INT      | INT%        | LONG       | SACK      | LOST      | RATING      |
|------------------|------------|-----------|------------|--------------|------------|----------|-------------|----------|-------------|------------|-----------|-----------|-------------|
| D.Fales          | 54         | 27        | 424        | 50.0%        | 7.9        | 5        | 9.3%        | 1        | 1.9%        | 99t        | 0/        | 0         | 99.6        |
| B.Doughty        | 41         | 19        | 263        | 46.3%        | 6.4        | 2        | 4.9%        | 2        | 4.9%        | 69t        | 4/        | 36        | 63.4        |
| J.Cutler         | 14         | 8         | 129        | 57.1%        | 9.2        | 1        | 7.1%        | 0        | 0.0%        | 72         | 1/        | 6         | 111.9       |
| M.Moore          | 17         | 9         | 59         | 52.9%        | 3.5        | 0        | 0.0%        | 2        | 11.8%       | 32         | 0/        | 0         | 21.1        |
| <b>TEAM</b>      | <b>126</b> | <b>63</b> | <b>875</b> | <b>50.0%</b> | <b>6.9</b> | <b>8</b> | <b>6.3%</b> | <b>5</b> | <b>4.0%</b> | <b>99t</b> | <b>5/</b> | <b>42</b> | <b>77.3</b> |
| <b>OPPONENTS</b> | <b>138</b> | <b>93</b> | <b>922</b> | <b>67.4%</b> | <b>6.7</b> | <b>6</b> | <b>4.3%</b> | <b>4</b> | <b>2.9%</b> | <b>50t</b> | <b>7/</b> | <b>44</b> | <b>88.5</b> |

| INTERCEPTIONS    | NO.      | YDS        | AVG         | LONG      | TD       |
|------------------|----------|------------|-------------|-----------|----------|
| J.Phillips       | 1        | 18         | 18.0        | 18        | 0        |
| L.Timmons        | 1        | 2          | 2.0         | 2         | 0        |
| X.Howard         | 1        | 0          | 0.0         | 0         | 0        |
| C.Tankersley     | 1        | 0          | 0.0         | 0         | 0        |
| <b>TEAM</b>      | <b>4</b> | <b>20</b>  | <b>5.0</b>  | <b>18</b> | <b>0</b> |
| <b>OPPONENTS</b> | <b>5</b> | <b>123</b> | <b>24.6</b> | <b>50</b> | <b>1</b> |

| PUNTING          | NO        | YDS         | AVG         | NET         | TB       | IN       | LG        | B        |
|------------------|-----------|-------------|-------------|-------------|----------|----------|-----------|----------|
| M.Haack          | 13        | 610         | 46.9        | 44.3        | 0        | 2        | 63        | 0        |
| M.Darr           | 12        | 531         | 44.3        | 35.3        | 0        | 5        | 52        | 1        |
| <b>TEAM</b>      | <b>26</b> | <b>1141</b> | <b>43.9</b> | <b>39.8</b> | <b>0</b> | <b>7</b> | <b>63</b> | <b>1</b> |
| <b>OPPONENTS</b> | <b>20</b> | <b>879</b>  | <b>44.0</b> | <b>41.5</b> | <b>1</b> | <b>7</b> | <b>61</b> | <b>0</b> |

| PUNT RETURNS     | RET       | FC       | YDS        | AVG        | LONG      | TD       |
|------------------|-----------|----------|------------|------------|-----------|----------|
| J.Grant          | 5         | 3        | 11         | 2.2        | 8         | 0        |
| D.Morgan         | 3         | 4        | 15         | 5.0        | 9         | 0        |
| J.Westerkamp     | 1         | 0        | 4          | 4.0        | 4         | 0        |
| <b>TEAM</b>      | <b>9</b>  | <b>7</b> | <b>30</b>  | <b>3.3</b> | <b>9</b>  | <b>0</b> |
| <b>OPPONENTS</b> | <b>16</b> | <b>4</b> | <b>106</b> | <b>6.6</b> | <b>39</b> | <b>0</b> |

| KICKOFF RETURNS  | NO.       | YDS        | AVG         | LONG      | TD       |
|------------------|-----------|------------|-------------|-----------|----------|
| T.McTyer         | 8         | 144        | 18.0        | 30        | 0        |
| S.Perry          | 5         | 123        | 24.6        | 33        | 0        |
| D.Smith          | 3         | 62         | 20.7        | 27        | 0        |
| S.Johnson        | 2         | 61         | 30.5        | 44        | 0        |
| <b>TEAM</b>      | <b>18</b> | <b>390</b> | <b>21.7</b> | <b>44</b> | <b>0</b> |
| <b>OPPONENTS</b> | <b>12</b> | <b>250</b> | <b>20.8</b> | <b>30</b> | <b>0</b> |

| FIELD GOALS      | 1-19       | 20-29      | 30-39      | 40-49      | 50+        |
|------------------|------------|------------|------------|------------|------------|
| A.Franks         | 0/0        | 0/0        | 1/1        | 0/1        | 1/1        |
| <b>TEAM</b>      | <b>0/0</b> | <b>0/0</b> | <b>1/1</b> | <b>0/1</b> | <b>1/1</b> |
| <b>OPPONENTS</b> | <b>0/0</b> | <b>2/2</b> | <b>2/2</b> | <b>1/2</b> | <b>2/2</b> |



## 2017 PRESEASON STATISTICS

| DEFENSIVE STATISTICS |            |           |            |          |           |           |           |          |           |          |          |
|----------------------|------------|-----------|------------|----------|-----------|-----------|-----------|----------|-----------|----------|----------|
| PLAYER               | SOLO       | ASST      | TOT        | SACKS    | YDS       | TFL       | QBH       | INT      | PD        | FF       | FR       |
| Chase Allen          | 23         | 9         | 32         | 0        | 0         | 0         | 0         | 0        | 1         | 0        | 0        |
| Deon Lacey           | 16         | 3         | 19         | 0        | 0         | 2         | 0         | 0        | 2         | 0        | 0        |
| A.J. Hendy           | 13         | 1         | 14         | 0        | 0         | 1         | 0         | 0        | 0         | 0        | 0        |
| Vincent Taylor       | 9          | 5         | 14         | 0        | 0         | 1         | 0         | 0        | 1         | 0        | 0        |
| Michael Thomas       | 9          | 4         | 13         | 0        | 0         | 0         | 0         | 0        | 2         | 0        | 0        |
| Jordan Lucas         | 7          | 5         | 12         | 1        | 0         | 0         | 1         | 0        | 0         | 0        | 0        |
| Maurice Smith        | 8          | 3         | 11         | 0        | 0         | 0         | 1         | 0        | 1         | 0        | 0        |
| Junior Sylvestre     | 9          | 1         | 10         | 0        | 0         | 0         | 0         | 0        | 1         | 0        | 0        |
| Cordrea Tankersley   | 8          | 1         | 9          | 0        | 0         | 0         | 0         | 1        | 1         | 0        | 0        |
| Lafayette Pitts      | 8          | 0         | 8          | 0        | 0         | 1         | 0         | 0        | 0         | 0        | 0        |
| Praise Martin-Oguike | 7          | 1         | 8          | 1        | 10        | 1         | 1         | 0        | 0         | 0        | 0        |
| Trevor Reilly        | 7          | 1         | 8          | 1        | 5         | 2         | 1         | 0        | 0         | 0        | 0        |
| Lawrence Timmons     | 7          | 0         | 7          | 0        | 0         | 1         | 1         | 1        | 1         | 0        | 0        |
| Davon Godchaux       | 4          | 3         | 7          | 0        | 0         | 0         | 0         | 0        | 0         | 0        | 0        |
| Cameron Malveaux     | 6          | 0         | 6          | 1        | 9         | 3         | 2         | 0        | 0         | 0        | 0        |
| Terrence Fede        | 6          | 0         | 6          | 0        | 0         | 2         | 3         | 0        | 0         | 0        | 0        |
| Julius Warmesley     | 5          | 1         | 6          | 1        | 1         | 1         | 1         | 0        | 0         | 0        | 0        |
| Mike Hull            | 5          | 1         | 6          | 0        | 0         | 1         | 0         | 0        | 1         | 0        | 0        |
| Byron Maxwell        | 5          | 1         | 6          | 0        | 0         | 0         | 0         | 0        | 0         | 2        | 0        |
| Reshad Jones         | 5          | 0         | 5          | 0        | 0         | 0         | 0         | 0        | 0         | 0        | 0        |
| Xavien Howard        | 4          | 1         | 5          | 0        | 0         | 0         | 0         | 1        | 1         | 0        | 0        |
| Torry McTyer         | 4          | 1         | 5          | 0        | 0         | 0         | 0         | 0        | 2         | 0        | 0        |
| Kiko Alonso          | 3          | 2         | 5          | 0        | 0         | 0         | 0         | 0        | 0         | 0        | 0        |
| Ndamukong Suh        | 4          | 0         | 4          | 0        | 0         | 0         | 1         | 0        | 0         | 0        | 0        |
| T.J. McDonald        | 3          | 1         | 4          | 0        | 0         | 0         | 0         | 0        | 1         | 0        | 0        |
| Lawrence Okoye       | 1          | 3         | 4          | 1        | 9         | 1         | 5         | 0        | 0         | 0        | 0        |
| Bobby McCain         | 3          | 0         | 3          | 0        | 0         | 0         | 0         | 0        | 0         | 0        | 0        |
| Joby Saint Fleur     | 2          | 1         | 3          | 0        | 0         | 0         | 0         | 0        | 0         | 0        | 0        |
| Brandon Watts        | 1          | 2         | 3          | 0        | 0         | 0         | 0         | 0        | 0         | 0        | 0        |
| Andre Branch         | 2          | 0         | 2          | 1        | 10        | 1         | 1         | 0        | 0         | 0        | 0        |
| Alterraun Verner     | 2          | 0         | 2          | 0        | 0         | 0         | 0         | 0        | 3         | 0        | 0        |
| William Hayes        | 2          | 0         | 2          | 0        | 0         | 0         | 0         | 0        | 1         | 0        | 0        |
| Nate Allen           | 2          | 0         | 2          | 0        | 0         | 0         | 0         | 0        | 0         | 0        | 0        |
| Jordan Phillips      | 1          | 1         | 2          | 0        | 0         | 0         | 0         | 1        | 2         | 0        | 0        |
| Charles Harris       | 1          | 1         | 2          | 0        | 0         | 0         | 0         | 0        | 0         | 0        | 0        |
| Nicholas Williams    | 1          | 1         | 2          | 0        | 0         | 0         | 1         | 0        | 0         | 0        | 0        |
| Larry Hope           | 0          | 1         | 1          | 0        | 0         | 0         | 0         | 0        | 0         | 0        | 0        |
| Cameron Wake         | 0          | 1         | 1          | 0        | 0         | 0         | 0         | 0        | 0         | 0        | 0        |
| <b>TOTALS</b>        | <b>203</b> | <b>56</b> | <b>259</b> | <b>7</b> | <b>44</b> | <b>18</b> | <b>19</b> | <b>4</b> | <b>21</b> | <b>2</b> | <b>0</b> |



## 2017 PRESEASON STATISTICS

| SPECIAL TEAMS STATISTICS |           |          |           |          |          |          |
|--------------------------|-----------|----------|-----------|----------|----------|----------|
| PLAYER                   | SOLO      | ASST     | TOT       | FF       | FR       | BLK      |
| Deon Lacey               | 3         | 0        | 3         | 0        | 0        | 0        |
| Maurice Smith            | 3         | 0        | 3         | 0        | 0        | 0        |
| Chase Allen              | 2         | 0        | 2         | 0        | 0        | 0        |
| A.J. Hendy               | 2         | 0        | 2         | 0        | 0        | 0        |
| Jordan Lucas             | 2         | 0        | 2         | 0        | 1        | 0        |
| Terrence Fede            | 1         | 1        | 2         | 0        | 0        | 0        |
| Michael Thomas           | 1         | 0        | 1         | 0        | 0        | 0        |
| Cordrea Tankersley       | 1         | 0        | 1         | 0        | 0        | 0        |
| Lafayette Pitts          | 1         | 0        | 1         | 0        | 0        | 0        |
| Praise Martin-Oguike     | 1         | 0        | 1         | 0        | 0        | 0        |
| Trevor Reilly            | 1         | 0        | 1         | 0        | 1        | 0        |
| Julius Warmsley          | 1         | 0        | 1         | 0        | 0        | 0        |
| Torry McTyer             | 1         | 0        | 1         | 1        | 0        | 0        |
| Brandon Watts            | 1         | 0        | 1         | 0        | 0        | 0        |
| Larry Hope               | 1         | 0        | 1         | 0        | 0        | 0        |
| Andrew Franks            | 1         | 0        | 1         | 1        | 0        | 0        |
| Drew Morgan              | 1         | 0        | 1         | 0        | 1        | 0        |
| Thomas Duarte            | 1         | 0        | 1         | 0        | 0        | 0        |
| Winston Chapman          | 1         | 0        | 1         | 0        | 0        | 0        |
| Alterraun Verner         | 0         | 1        | 1         | 0        | 0        | 0        |
| Storm Johnson            | 0         | 0        | 0         | 0        | 1        | 0        |
| <b>TOTALS</b>            | <b>26</b> | <b>2</b> | <b>28</b> | <b>2</b> | <b>4</b> | <b>0</b> |





## THE LAST TIME IT HAPPENED

| THE LAST TIME (TEAM)   |   |   |
|--|---|---|
| BY DOLPHINS  |   | BY OPPONENT   |
| 34-31, at Buffalo, 12/24/16                                  | WON IN OVERTIME                               | 21-24, at Arizona, 9/30/12                                      |
| 26-23, vs. Arizona, 12/11/16                                 | WON BY SCORING IN THE LAST 2 MINUTES          | 10-12, at Seattle, 9/11/16                                      |
| 34-31, at Buffalo, 12/24/16                                  | TIED BY SCORING IN THE LAST 2 MINUTES         | 21-24, at Arizona, 9/30/12                                      |
| 37-0, vs. San Diego, 11/2/14                                 | SHUTOUT                                       | 0-19, at Buffalo, 12/22/13                                      |
| 34-13, at N.Y. Jets, 12/17/16                                | WON BY 20+ POINTS                             | 14-35, vs. New England, 1/1/17                                  |
| 24-23, vs. Buffalo, 12/4/05                                  | WON AFTER TRAILING BY 20+ POINTS              | 34-46, vs. New Orleans, 10/25/09                                |
| 38-10, at Tennessee, 10/18/15                                | HELD A 28+ POINT LEAD                         | 6-38, at Baltimore, 12/4/16                                     |
| 34-13, at N.Y. Jets, 12/17/16                                | HELD A 21+ POINT LEAD                         | 14-35, vs. New England, 1/1/17                                  |
| 21 (3rd quarter), at N.Y. Jets, 12/17/16                     | SCORED 20+ POINTS IN A QUARTER                | 24 (3rd quarter), at New England, 12/14/14                      |
| 21 (2nd half), at N.Y. Jets, 12/17/16                        | SCORED 20+ POINTS IN A HALF                   | 20 (1st half), vs. New England, 1/1/17                          |
| 22-9, vs. Buffalo, 11/13/14                                  | HELD OPPONENT WITHOUT A TD                    | 0-19, at Buffalo, 12/22/13                                      |
| 3 offense & 1 defense, at San Diego, 11/13/16                | SCORED TD ON OFFENSE AND DEFENSE              | 1 offense & 1 defense, vs. Cleveland, 9/25/16                   |
| 1 offense, 1 defense, 2 special teams, at N.Y. Jets, 11/1/09 | SCORED TD ON OFFENSE, DEFENSE & SPECIAL TEAMS | 2 offense, 1 defense & 2 special teams, at New England, 10/4/10 |
| vs. Minnesota, 12/21/14                                      | SCORED SAFETY                                 | vs. Indianapolis, 12/26/15                                      |



## THE LAST TIME IT HAPPENED

| THE LAST TIME (OFFENSE)   |   |   |
|---|---|---|
| BY DOLPHINS   |   | BY OPPONENT   |
| Never happened  | 600+ NET YARDS OF OFFENSE               | 622, vs. New England, 9/12/11   |
| 503, vs. Houston, 10/25/15  | 500+ NET YARDS OF OFFENSE               | 589, at Buffalo, 12/24/16   |
| 494, at Buffalo, 12/24/16   | 400+ NET YARDS OF OFFENSE               | 589, at Buffalo, 12/24/16   |
| 315, vs. Baltimore, 11/11/73  | 300+ NET RUSHING YARDS                  | 305, at Pittsburgh, 12/18/88  |
| 261, at Buffalo, 12/24/16   | 200+ NET RUSHING YARDS                  | 272, at Buffalo, 12/24/16   |
| 206, Jay Ajayi, at Buffalo, 12/24/16  | 200-YARD RUSHING GAME                   | 203, Rueben Mayes, vs. New Orleans, 12/7/86   |
| 206, Jay Ajayi, at Buffalo, 12/24/16  | 150-YARD RUSHING GAME                   | 166, Chris Ivory, vs. N.Y. Jets, 10/4/15  |
| 206, Jay Ajayi, at Buffalo, 12/24/16  | 100-YARD RUSHING GAME                   | 128, LeSean McCoy, at Buffalo, 12/24/16   |
| Mercury Morris (125) and Don Nottingham (102), at Green Bay, 10/5/75                                    | TWO 100-YARD RUSHERS                    | LeSean McCoy (112) and Karlos Williams (110), at Buffalo, 11/8/15                     |
| Jay Ajayi (3), 204, vs. Pittsburgh, 10/16/16, 214, vs. Buffalo, 10/23/16 and 111 vs. N.Y. Jets, 11/6/16 | CONSECUTIVE 100-YARD RUSHING GAMES      | C.J. Anderson, 167, at Denver, 11/23/14 and Chris Johnson, 105, at N.Y. Jets, 12/1/14 |
| Jay Ajayi (206) and Damien Williams (56), at Buffalo, 12/24/16  | COMBINED 200-YARDS RUSHING BY 2 PLAYERS | LeSean McCoy (128) and Mike Gillislee (91), at Buffalo, 12/24/16                      |
| 32, Jay Ajayi, at Buffalo, 12/24/16   | 30+ CARRIES                             | 32, Knile Davis, vs. Kansas City, 9/21/14   |
| 32, Jay Ajayi, at Buffalo, 12/24/16   | 25+ CARRIES                             | 27, DeMarco Murray, vs. Tennessee, 10/9/16  |
| 85t, Lamar Miller, vs. Houston, 10/25/15  | 80+ YARD RUSHING PLAY                   | Never happened  |
| 62, Jay Ajayi, vs. Pittsburgh, 10/16/16   | 60+ YARD RUSHING PLAY                   | 60, Darrius Heyward-Bey, vs. Pittsburgh, 10/16/16                                     |
| 57, Jay Ajayi, at Buffalo, 12/24/16<br>46, Kenyan Drake, at Buffalo, 12/24/16                           | 40+ YARD RUSHING PLAY                   | 56t, J.J. Nelson, vs. Arizona, 12/11/16   |
| 2, Jay Ajayi, vs. Pittsburgh, 10/16/16  | 2+ RUSHING TOUCHDOWNS                   | 2, Frank Gore, vs. Indianapolis, 12/27/15   |
| 442, at Cincinnati, 10/1/95   | 400+ NET PASSING YARDS (TEAM)           | 419, at Indianapolis, 11/4/12   |
| 311, vs. Cleveland, 9/25/16   | 300+ NET PASSING YARDS (TEAM)           | 317, at Buffalo, 12/24/16   |
| 58, Ryan Tannehill, at N.Y. Jets, 11/29/15  | 50+ PASS ATTEMPTS                       | 56, Tom Brady, vs. New England, 9/7/14  |
| 40, Ryan Tannehill, at Baltimore, 12/4/16   | 40+ PASS ATTEMPTS                       | 47, Joe Flacco, at Baltimore, 12/4/16   |
| 32, Ryan Tannehill, at New England, 9/18/16   | 30+ COMPLETIONS                         | 36, Joe Flacco, at Baltimore, 12/4/16   |
| 29, Ryan Tannehill, at Baltimore, 12/4/16   | 25+ COMPLETIONS                         | 25, Tom Brady, vs. New England, 1/1/17  |
| vs. New England, 1/1/17   | NO SACKS ALLOWED                        | vs. New England, 1/1/17   |



## THE LAST TIME IT HAPPENED

| THE LAST TIME (OFFENSE)  |   |   |
|--|---|---|
| BY DOLPHINS  |   | BY OPPONENT   |
| 158.3, Ryan Tannehill, at Houston, 10/25/15  | PERFECT PASSER RATING (158.3)<br><i>(MIN. 20 ATTEMPTS)</i>        | 158.3, Geno Smith, vs. N.Y. Jets, 12/28/14  |
| 319, Ryan Tannehill, vs. Cleveland, 9/25/16  | 300+ YARD PASSER  | 329, Tyrod Taylor, at Buffalo, 12/24/16   |
| Ryan Tannehill, 389, at New England, 9/18/16 and 319, vs. Cleveland, 9/25/16                               | CONSECUTIVE 300+ YARD PASSING GAMES                               | Philip Rivers, 331, at San Diego, 12/14/15 and Eli Manning, 337, vs. N.Y. Giants, 12/20/15                  |
| 4, Matt Moore, at N.Y. Jets, 12/17/16  | 4+ TD PASSES  | 4, Joe Flacco, at Baltimore, 12/4/16  |
| 4, Matt Moore, at N.Y. Jets, 12/17/16  | 3+ TD PASSES  | 3, Tom Brady, vs. New England, 1/1/17   |
| 15, Chris Chambers, vs. Buffalo, 12/4/05   | 15+ RECEPTIONS  | 15, Isaac Bruce, at St. Louis, 12/24/95   |
| 11, Jarvis Landry, at Baltimore, 12/4/16   | 10+ RECEPTIONS  | 11, Bilal Powell, at N.Y. Jets, 12/17/16  |
| 253, Brian Hartline, at Arizona, 9/30/12   | 200-YARD RECEIVER   | 221, Eric Decker, vs. N.Y. Jets, 12/28/14   |
| 253, Brian Hartline, at Arizona, 9/30/12   | 150-YARD RECEIVER   | 151, Julian Edelman, vs. New England, 1/1/17  |
| 108, Jarvis Landry, at N.Y. Jets, 12/17/16   | 100-YARD RECEIVER   | 151, Julian Edelman, vs. New England, 1/1/17  |
| Jarvis Landry (137) and DeVante Parker (106) at New England, 9/18/16                                       | TWO 100-YARD RECEIVERS IN SAME GAME                               | Calvin Johnson (113) and Golden Tate (109) at Detroit, 11/9/14  |
| Jarvis Landry, 103, vs. Arizona, 12/11/16 and 108, at N.Y. Jets, 12/17/16                                  | CONSECUTIVE 100-YARD RECEIVING GAMES                              | Sammy Watkins, 154, at Buffalo, 12/24/16 and Julian Edelman, 151, vs. New England, 1/1/17                   |
| DeVante Parker, 106 (second half), at New England, 9/18/16   | 100-YARDS RECEIVING IN A HALF                                     | Tyrell Williams, 109 (second half), at San Diego, 11/13/16  |
| Never happened   | 90+ YARD PASSING PLAY   | 99t, Tom Brady to Wes Welker, vs. New England, 9/12/11  |
| 80, Ryan Tannehill to Brian Hartline, at Arizona, 9/30/12  | 80+ YARD PASSING PLAY   | 84, Eli Manning to Odell Beckham Jr., vs. N.Y. Giants, 12/14/15   |
| 66t, Matt Moore to Jarvis Landry, at N.Y. Jets, 12/17/16   | 60+ YARD PASSING PLAY   | 77t, Tom Brady to Julian Edelman, vs. New England, 1/1/17   |
| 56, Matt Moore to DeVante Parker, at Buffalo, 12/24/16   | 50+ YARD PASSING PLAY   | 77t, Tom Brady to Julian Edelman, vs. New England, 1/1/17   |
| 56, Matt Moore to DeVante Parker, at Buffalo, 12/24/16   | 40+ YARD PASSING PLAY   | 77t, Tom Brady to Julian Edelman, vs. New England, 1/1/17   |
| 3, Lamar Thomas, vs. Denver, 12/21/98  | 3+ TD RECEPTIONS  | 3, Danny Woodhead, at San Diego, 12/20/15   |
| 2, Dion Sims, at N.Y. Jets, 12/17/16   | 2+ TD RECEPTIONS  | 2, Charles Clay, at Buffalo, 12/24/16   |
| Arian Foster (38 rushing and 62 receiving), at Seattle, 9/11/16  | LED TEAM IN RUSHING & RECEIVING IN SAME GAME                      | Bilal Powell (84 rushing and 78 receiving), at N.Y. Jets, 12/17/16  |
| Jay Ajayi (214 rushing) and Kenny Stills (100 receiving) vs. Buffalo, 10/23/16                             | 100-YARD RUSHER & 100-YARD RECEIVER IN SAME GAME                  | LeSean McCoy (128 rushing) and Sammy Watkins (154 receiving) at Buffalo, 12/24/16                           |
| Dan Marino (307 passing), Mark Higgs (131 rushing) and Tony Martin (106 receiving), vs. Tampa Bay, 12/1/91 | 100-YARD RUSHER, 100-YARD RECEIVER & 300-YARD PASSER IN SAME GAME | Tyrod Taylor (329 passing), LeSean McCoy (128 rushing), Sammy Watkins (154 receiving), at Buffalo, 12/24/16 |
| Damien Williams (1 rushing, 1 receiving), at San Diego, 11/13/16   | 1+ RUSHING TD & 1+ RECEIVING TD IN SAME GAME                      | J.J. Nelson (1 rushing, 1 receiving), at Arizona, 12/11/16  |



## THE LAST TIME IT HAPPENED

| THE LAST TIME (OFFENSE)                                    |  |  |
|--|--|--|
| BY DOLPHINS  |  | BY OPPONENT  |
| Ryan Tannehill (3 passing, 1 rushing), at Denver, 11/23/14 | 1+ PASSING TD & 1+ RUSHING TD IN SAME GAME | Marcus Mariota (3 passing, 1 rushing), at Tennessee, 10/9/16 |
| vs. San Francisco, 11/27/16                                | NO TURNOVERS                               | vs. New England, 1/1/17                                      |
| vs. Arizona, 12/11/16                                      | TD SCORED ON FIRST DRIVE                   | vs. New England, 1/1/17                                      |
| Ryan Tannehill to Jarvis Landry, vs. Buffalo, 10/23/16     | SUCCESSFUL 2-POINT CONVERSION              | Tom Brady to Julian Edelman, vs. New England, 1/1/17         |
| at Baltimore, 12/4/16                                      | FAILED 2-POINT CONVERSION                  | vs. Houston, 10/25/15  |

| THE LAST TIME (DEFENSE)  |   |  |
|--|---|--|
| BY DOLPHINS  |   | BY OPPONENT  |
| Ryan Tannehill (3 passing, 1 rushing), at Denver, 11/23/14         | 1+ PASSING TD & 1+ RUSHING TD IN SAME GAME                  | Marcus Mariota (3 passing, 1 rushing), at Tennessee, 10/9/16         |
| vs. San Francisco, 11/27/16  | NO TURNOVERS  | vs. New England, 1/1/17  |
| vs. Arizona, 12/11/16  | TD SCORED ON FIRST DRIVE                                    | vs. New England, 1/1/17  |
| Ryan Tannehill to Jarvis Landry, vs. Buffalo, 10/23/16             | SUCCESSFUL 2-POINT CONVERSION                               | Tom Brady to Julian Edelman, vs. New England, 1/1/17                 |
| at Baltimore, 12/4/16  | FAILED 2-POINT CONVERSION                                   | vs. Houston, 10/25/15  |
| 76, vs. Buffalo, 10/21/73  | HELD OPPONENT UNDER 100 YARDS OF TOTAL OFFENSE              | 88, at New England, 10/12/80   |
| 118, vs. Buffalo, 9/21/03  | HELD OPPONENT UNDER 150 YARDS OF TOTAL OFFENSE              | 103, at Buffalo, 12/22/13  |
| 196, vs. New England, 1/3/16                                       | HELD OPPONENT UNDER 200 YARDS OF TOTAL OFFENSE              | 103, at Buffalo, 12/22/13  |
| 226, at L.A. Rams, 11/20/16  | HELD OPPONENT UNDER 300 YARDS OF TOTAL OFFENSE              | 280, vs. New England, 1/1/17   |
| 28, at Arizona, 9/30/12  | HELD OPPONENT UNDER 30 YARDS RUSHING                        | 12, at N.Y. Jets, 11/29/15   |
| 47, at Cleveland, 9/8/13   | HELD OPPONENT UNDER 50 YARDS RUSHING                        | 44, at San Diego, 12/20/15   |
| 70, at San Diego, 11/13/16   | HELD OPPONENT UNDER 75 YARDS RUSHING                        | 67, at N.Y. Jets, 12/17/16   |
| 70, at San Diego, 11/13/16   | HELD OPPONENT UNDER 100 YARDS RUSHING                       | 75, vs. New England, 1/1/17  |
| 49, at N.Y. Jets, 12/1/14  | HELD OPPONENT UNDER 100 YARDS NET PASSING                   | 89, at Buffalo, 12/22/13   |
| 125, vs. Arizona, 12/11/16   | HELD OPPONENT UNDER 150 YARDS NET PASSING                   | 142, at L.A. Rams, 11/20/16  |
| Louis Delmas (81) and Brent Grimes (22), at Jacksonville, 10/26/14 | 2+ INTERCEPTION RETURNS FOR TOUCHDOWNS BY TEAM IN SAME GAME | Darren Sharper (42) and Tracy Porter (54), vs. New Orleans, 10/25/09 |



## THE LAST TIME IT HAPPENED

| THE LAST TIME (DEFENSE)                              |                                |   |
|--|--------------------------------|---|
| BY DOLPHINS  |                                | BY OPPONENT                                   |
| 3, Sam Madison, vs. Tennessee, 11/7/99               | 3+ INTERCEPTIONS               | 3, Nate Clements, at Buffalo, 10/20/02        |
| 2, Tony Lippett, at N.Y. Jets, 12/17/16              | 2+ INTERCEPTIONS               | 2, Preston Brown, vs. Buffalo, 9/27/15        |
| 8, at Arizona, 9/30/12                               | 7+ SACKS BY TEAM               | 7, vs. Indianapolis, 12/27/15                 |
| 6, at Tennessee, 10/18/15                            | 6+ SACKS BY TEAM               | 6, vs. Tennessee, 10/9/16                     |
| 6, at Tennessee, 10/18/15                            | 5+ SACKS BY TEAM               | 6, vs. Tennessee, 10/9/16                     |
| 4, Cameron Wake, at Tennessee, 10/18/15              | 4+ SACKS                       | Never happened                                |
| 4, Cameron Wake, at Tennessee, 10/18/15              | 3+ SACKS                       | 3.5, Elvis Dumervil, vs. Baltimore, 12/7/14   |
| 2, Cameron Wake, at San Diego, 11/13/16              | 2+ SACKS                       | 2, Dominique Easley, at L.A. Rams, 11/20/16   |
| 50t, Cortland Finnegan, at Oakland (London), 9/28/14 | FUMBLE RECOVERED FOR TOUCHDOWN | 54t, Chinedum Ndukwe, at Cincinnati, 12/20/07 |



## THE LAST TIME IT HAPPENED

| THE LAST TIME (SPECIAL TEAMS)                            |  |  |
|--|--|--|
| BY DOLPHINS  |  | BY OPPONENT                                    |
| 96t, Kenyan Drake, vs. N.Y. Jets, 11/6/16                | KICKOFF RETURN FOR A TD                    | 102t, C.J. Spiller, at Buffalo, 9/14/14        |
| 94t, Mercury Morris, at New England, 12/5/71             | KICKOFF RETURN FOR A TD ON OPENING KICKOFF | 101t, Jacoby Ford, at Oakland, 11/28/10        |
| 78, Kenyan Drake, vs. San Francisco, 11/27/16            | 50+ YARD KICKOFF RETURN                    | 87, Chris Owusu, vs. N.Y. Jets, 12/28/14       |
| 74t, Jakeem Grant, vs. Tennessee, 10/9/16                | PUNT RETURN FOR A TD                       | 79t, Leodis McKelvin, at Buffalo, 11/15/12     |
| 74t, Jakeem Grant, vs. Tennessee, 10/9/16                | 50+ YARD PUNT RETURN                       | 57, Jeremy Kerley, at N.Y. Jets, 11/29/15      |
| Walt Aikens, at N.Y. Jets, 12/17/16                      | BLOCKED PUNT RECOVERED FOR A TD            | Chris Burkett, vs. N.Y. Jets, 9/29/91          |
| Walt Aikens, at N.Y. Jets, 12/17/16                      | BLOCKED PUNT                               | Boobie Dixon, at Buffalo, 9/14/14              |
| Walt Aikens return of blocked PAT, vs. Arizona, 12/11/16 | DEFENSIVE 2-POINT CONVERSION ON PAT        | Never happened                                 |
| Jordan Phillips, vs. Arizona, 12/11/16                   | BLOCKED PAT                                | Donald Penn, vs. Tampa Bay, 11/15/09           |
| Andrew Franks, at N.Y. Jets, 12/17/16                    | MISSED (NOT BLOCKED) PAT                   | Chandler Catanzaro, at Arizona, 12/11/16       |
| Earl Mitchell, at Detroit, 11/9/14                       | BLOCKED FIELD GOAL                         | Daniel McCullers, vs. Pittsburgh, 10/16/16     |
| 47t, Curtis Johnson, vs. Green Bay, 12/19/71             | BLOCKED FIELD GOAL RETURNED FOR TD         | 62t, Kyle Arrington, vs. New England, 12/14/14 |
| 6, Dan Carpenter, at Oakland, 11/28/10                   | 6+ FIELD GOALS ATTEMPTED                   | 6, Cody Parkey, vs. Cleveland, 9/25/16         |
| 5, Andrew Franks, vs. Pittsburgh, 10/16/16               | 5+ FIELD GOALS ATTEMPTED                   | 5, Mike Nugent, at Cincinnati, 9/29/16         |
| 5, Andrew Franks, vs. Pittsburgh, 10/16/16               | 4+ FIELD GOALS ATTEMPTED                   | 5, Mike Nugent, at Cincinnati, 9/29/16         |
| 3, Andrew Franks, at Buffalo, 12/24/16                   | 3+ FIELD GOALS ATTEMPTED                   | 3, Stephen Gostkowski, vs. New England, 1/1/17 |
| 6, Olindo Mare, at New England, 10/17/99                 | 6+ FIELD GOALS MADE                        | Never happened                                 |
| 5, Dan Carpenter, at Cincinnati, 10/31/10                | 5+ FIELD GOALS MADE                        | 5, Mike Nugent, at Cincinnati, 9/29/16         |
| 4, Caleb Sturgis, vs. New England, 9/7/14                | 4+ FIELD GOALS MADE                        | 5, Mike Nugent, at Cincinnati, 9/29/16         |
| 3, Andrew Franks, vs. Pittsburgh, 10/16/16               | 3+ FIELD GOALS MADE                        | 3, Nick Folk, vs. N.Y. Jets, 11/6/16           |
| at N.Y. Jets, 10/28/12                                   | SUCCESSFUL ONSIDES KICK                    | at Buffalo, 12/18/11                           |
| at San Diego, 12/20/15                                   | FAILED ONSIDES KICK ATTEMPT                | vs. Buffalo, 10/23/16                          |



## NFL STANDINGS

| AMERICAN FOOTBALL CONFERENCE |          |          |          |          |          |          |              |              |              |              |        |
|------------------------------|----------|----------|----------|----------|----------|----------|--------------|--------------|--------------|--------------|--------|
| EAST DIVISION                |          |          |          |          |          |          |              |              |              |              |        |
| TEAM                         | W        | L        | T        | PCT      | PF       | PA       | HOME         | AWAY         | CONF         | DIV          | STREAK |
| Buffalo Bills                | 1        | 0        | 0        | 1.000    | 21       | 12       | 1-0-0        | 0-0-0        | 1-0-0        | 1-0-0        | Won 1  |
| <b>MIAMI DOLPHINS</b>        | <b>0</b> | <b>0</b> | <b>0</b> | <b>-</b> | <b>0</b> | <b>0</b> | <b>0-0-0</b> | <b>0-0-0</b> | <b>0-0-0</b> | <b>0-0-0</b> |        |
| New England Patriots         | 0        | 1        | 0        | .000     | 27       | 42       | 0-1-0        | 0-0-0        | 0-1-0        | 0-0-0        | Lost 1 |
| New York Jets                | 0        | 1        | 0        | .000     | 12       | 21       | 0-0-0        | 0-1-0        | 0-1-0        | 0-1-0        | Lost 1 |
| NORTH DIVISION               |          |          |          |          |          |          |              |              |              |              |        |
| TEAM                         | W        | L        | T        | PCT      | PF       | PA       | HOME         | AWAY         | CONF         | DIV          | STREAK |
| Baltimore Ravens             | 1        | 0        | 0        | 1.000    | 20       | 0        | 0-0-0        | 1-0-0        | 1-0-0        | 1-0-0        | Won 1  |
| Pittsburgh Steelers          | 1        | 0        | 0        | 1.000    | 21       | 18       | 0-0-0        | 1-0-0        | 1-0-0        | 1-0-0        | Won 1  |
| Cleveland Browns             | 0        | 1        | 0        | .000     | 18       | 21       | 0-1-0        | 0-0-0        | 0-1-0        | 0-1-0        | Lost 1 |
| Cincinnati Bengals           | 0        | 1        | 0        | .000     | 0        | 20       | 0-1-0        | 0-0-0        | 0-1-0        | 0-1-0        | Lost 1 |
| SOUTH DIVISION               |          |          |          |          |          |          |              |              |              |              |        |
| TEAM                         | W        | L        | T        | PCT      | PF       | PA       | HOME         | AWAY         | CONF         | DIV          | STREAK |
| Jacksonville Jaguars         | 1        | 0        | 0        | 1.000    | 29       | 7        | 0-0-0        | 1-0-0        | 1-0-0        | 1-0-0        | Won 1  |
| Indianapolis Colts           | 0        | 1        | 0        | .000     | 9        | 46       | 0-0-0        | 0-1-0        | 0-0-0        | 0-0-0        | Lost 1 |
| Tennessee Titans             | 0        | 1        | 0        | .000     | 16       | 26       | 0-1-0        | 0-0-0        | 0-1-0        | 0-0-0        | Lost 1 |
| Houston Texans               | 0        | 1        | 0        | .000     | 7        | 29       | 0-1-0        | 0-0-0        | 0-1-0        | 0-1-0        | Lost 1 |
| WEST DIVISION                |          |          |          |          |          |          |              |              |              |              |        |
| TEAM                         | W        | L        | T        | PCT      | PF       | PA       | HOME         | AWAY         | CONF         | DIV          | STREAK |
| Denver Broncos               | 1        | 0        | 0        | 1.000    | 24       | 21       | 1-0-0        | 0-0-0        | 1-0-0        | 1-0-0        | Won 1  |
| Oakland Raiders              | 1        | 0        | 0        | 1.000    | 26       | 16       | 0-0-0        | 1-0-0        | 1-0-0        | 0-0-0        | Won 1  |
| Kansas City Chiefs           | 1        | 0        | 0        | 1.000    | 42       | 27       | 0-0-0        | 1-0-0        | 1-0-0        | 0-0-0        | Won 1  |
| Los Angeles Chargers         | 0        | 1        | 0        | .000     | 21       | 24       | 0-0-0        | 0-1-0        | 0-1-0        | 0-1-0        | Lost 1 |

| NATIONAL FOOTBALL CONFERENCE |   |   |   |       |    |    |       |       |       |       |        |
|------------------------------|---|---|---|-------|----|----|-------|-------|-------|-------|--------|
| EAST DIVISION                |   |   |   |       |    |    |       |       |       |       |        |
| TEAM                         | W | L | T | PCT   | PF | PA | HOME  | AWAY  | CONF  | DIV   | STREAK |
| Philadelphia Eagles          | 1 | 0 | 0 | 1.000 | 30 | 17 | 0-0-0 | 1-0-0 | 1-0-0 | 1-0-0 | Won 1  |
| Dallas Cowboys               | 1 | 0 | 0 | 1.000 | 19 | 3  | 1-0-0 | 0-0-0 | 1-0-0 | 1-0-0 | Won 1  |
| New York Giants              | 0 | 1 | 0 | .000  | 3  | 19 | 0-0-0 | 0-1-0 | 0-1-0 | 0-1-0 | Lost 1 |
| Washington Redskins          | 0 | 1 | 0 | .000  | 17 | 30 | 0-1-0 | 0-0-0 | 0-1-0 | 0-1-0 | Lost 1 |
| NORTH DIVISION               |   |   |   |       |    |    |       |       |       |       |        |
| TEAM                         | W | L | T | PCT   | PF | PA | HOME  | AWAY  | CONF  | DIV   | STREAK |
| Minnesota Vikings            | 1 | 0 | 0 | 1.000 | 29 | 19 | 1-0-0 | 0-0-0 | 1-0-0 | 0-0-0 | Won 1  |
| Detroit Lions                | 1 | 0 | 0 | 1.000 | 35 | 23 | 1-0-0 | 0-0-0 | 1-0-0 | 0-0-0 | Won 1  |
| Green Bay Packers            | 1 | 0 | 0 | 1.000 | 17 | 9  | 1-0-0 | 0-0-0 | 1-0-0 | 0-0-0 | Won 1  |
| Chicago Bears                | 0 | 1 | 0 | .000  | 17 | 23 | 0-1-0 | 0-0-0 | 0-1-0 | 0-0-0 | Lost 1 |
| SOUTH DIVISION               |   |   |   |       |    |    |       |       |       |       |        |
| TEAM                         | W | L | T | PCT   | PF | PA | HOME  | AWAY  | CONF  | DIV   | STREAK |
| Carolina Panthers            | 1 | 0 | 0 | 1.000 | 23 | 3  | 0-0-0 | 1-0-0 | 1-0-0 | 0-0-0 | Won 1  |
| Atlanta Falcons              | 1 | 0 | 0 | 1.000 | 23 | 17 | 0-0-0 | 1-0-0 | 1-0-0 | 0-0-0 | Won 1  |
| Tampa Bay Buccaneers         | 0 | 0 | 0 | -     | 0  | 0  | 0-0-0 | 0-0-0 | 0-0-0 | 0-0-0 |        |
| New Orleans Saints           | 0 | 1 | 0 | .000  | 19 | 29 | 0-0-0 | 0-1-0 | 0-1-0 | 0-0-0 | Lost 1 |
| WEST DIVISION                |   |   |   |       |    |    |       |       |       |       |        |
| TEAM                         | W | L | T | PCT   | PF | PA | HOME  | AWAY  | CONF  | DIV   | STREAK |
| Los Angeles Rams             | 1 | 0 | 0 | 1.000 | 46 | 9  | 1-0-0 | 0-0-0 | 0-0-0 | 0-0-0 | Won 1  |
| Seattle Seahawks             | 0 | 1 | 0 | .000  | 9  | 17 | 0-0-0 | 0-1-0 | 0-1-0 | 0-0-0 | Lost 1 |
| Arizona Cardinals            | 0 | 1 | 0 | .000  | 23 | 35 | 0-0-0 | 0-1-0 | 0-1-0 | 0-0-0 | Lost 1 |
| San Francisco 49ers          | 0 | 1 | 0 | .000  | 3  | 23 | 0-1-0 | 0-0-0 | 0-1-0 | 0-0-0 | Lost 1 |

