



# JACKSONVILLE JAGUARS VS. TENNESSEE TITANS

2017 NFL WEEK 2 GAME RELEASE  
SUNDAY, SEPTEMBER 17 | 1 PM EDT | EVERBANK FIELD









## JACKSONVILLE JAGUARS (1-0) vs. TENNESSEE TITANS (0-1)

SUNDAY, SEPT. 17, 2017 • 1 P.M. EDT • EVERBANK FIELD (64,341)



Tad Dickman - Sr. Manager, Public Relations • Amanda Holt - Business Public Relations Strategy Manager • Alex Brooks - Public Relations Coordinator  
 Andy Esworthy - Public Relations Assistant • Gaby Moran - Public Relations Assistant • Dan Edwards - Sr. Vice President, Communications

### THE OVERVIEW

After defeating the Texans, 29-7, in the season opener in Week 1 at Houston, the Jaguars (1-0) return home to Jacksonville to face their second straight AFC South divisional opponent, the Tennessee Titans (0-1), on Sunday, Sept. 17 at 1 p.m. ET. The Jaguars' victory in Week 1 at Houston marked the team's first Opening Day victory since Sept. 11, 2011 and snapped a streak of five consecutive losses on Kickoff Weekend. Last Sunday's win over Houston also marked the Jaguars' first road Opening Day victory since Sept. 12, 2004. The Jaguars improved to 12-11 on Kickoff Weekend and have the chance to start 2-0 for the first time since 2006.

A victory on Sunday against Tennessee would mark the first time since the 2001 season that the Jaguars began the season 2-0 with both wins against divisional opponents. The Jaguars were a part of the AFC Central division in 2001 and defeated the Steelers in Week 1 and the Titans in Week 2.

### LEAGUE LEADING DEFENSE

Entering Week 2 vs. Tennessee, the Jaguars currently lead the NFL in total defense after holding the Texans to 203 total net yards, including 93 net rush yards and 110 net passing yards. The Jaguars defense also leads the league in yards allowed per play (2.94), net passing yards allowed (110) and sacks per pass play (27.8%).

The Jaguars defense recorded a franchise single-game record 10 sacks against the Texans in Week 1, and saw six different players on the defensive line register at least a half-sack: **Calais Campbell** – 4.0; **Yannick Ngakoue** – 2.0; **Lerentee McCray** – 1.5; **Malik Jackson** – 1.0; **Dante Fowler Jr.** – 1.0; **Abry Jones** – 0.5. The Jaguars joined the 1985 Los Angeles Raiders as the only teams to register 10 sacks and a defensive TD (Fowler Jr. posted a 53-yard fumble return for TD) on Kickoff Weekend.

Making his Jaguars debut after being acquired during 2017 free agency, Campbell registered a career-best 4.0 sacks in Week 1 at Houston. Campbell's 4.0 sacks are a single-game franchise record for the Jaguars and the third-most on kickoff weekend in NFL history, trailing only **Derrick Thomas'** 6.0 sacks in 1998 and **William Gay's** 5.5 sacks in 1983. Campbell, who leads the NFL in sacks entering Week 2 vs. Tennessee, has now registered 60.5 career sacks in 139 games (121 starts).

In Week 1 at Houston, second-year CB **Jalen Ramsey** posted three tackles (two solo), and a game-high three passes defended. Ramsey continues to shine against AFC South opponents, posting a combined 33 tackles, 13 passes defended and two INTs in seven games against divisional opponents. Ngakoue recorded two strip-sacks against Houston in Week 1, marking his first multi-sack performance of his 17-game NFL career. Second-year LB **Myles Jack** recorded a career-high 14 tackles (eight solo) and one tackle for a loss in Week 1 at Houston, and registered the first 10-plus tackle performance of his career.

The Jaguars defense registered four takeaways against Houston on Sunday, and the team finished the game with a +4 turnover margin, tied for the best differential in the NFL (Baltimore is also +4) in Week 1. The Jaguars scored 16 points from the four takeaways, including Fowler's 56-yard fumble return in the second quarter.

### FOURNETTE EXCELS IN NFL DEBUT

Rookie RB **Leonard Fournette**, selected with the fourth overall pick in the 2017 NFL Draft, rushed 26 times for 100 yards (3.8 rush avg.) and one TD, and also caught three passes for 24 yards (8.0 rec. avg.) in his NFL debut against Houston in Week 1. Fournette became the first player in Jaguars history to rush for at least 100 yards in his NFL debut. Fournette also became the eighth player in NFL history to register at least 100 rushing yards with at least one rushing TD and three receptions in their NFL debut. Fournette was nominated for FedEx Ground Player of the Week for Week 1 and fans can vote by posting "#AirandGround Fournette" on Twitter.

### ON THE CALL

**TV BROADCAST INFORMATION:** This Sunday's game will be broadcast regionally on CBS and locally on WJAX 47. **Spero Dedes** will handle the play-by-play duties with **Adam Archuletta** providing analysis. **Melanie Collins** will report from the sidelines.

**RADIO BROADCAST INFORMATION:** WJXL 1010-AM/92.5-FM returns as the team's radio broadcast partner in 2017, along with simulcast partner WGNE 99.9-FM. Jaguars radio broadcasts feature play-by-play announcer **Frank Frangie** joining former Jaguars **Jeff Lageman** and **Tony Boselli** in the booth, with **Rick Ballou** reporting from the sidelines. Jaguars.com reporter **J.P. Shadrick** co-hosts game day studio coverage alongside **Mike Dempsey** for the Jaguars radio network. The Publix tailgate show starts the gameday broadcast three hours prior to kickoff.

### MEDIA SCHEDULE

#### Wednesday, Sept. 13

10:45 a.m. .... Head Coach **Doug Marrone** available in TV studio  
 11:50 a.m.-12 p.m. ... Practice open to media  
 1:50 p.m. .... QB **Blake Bortles** available in TV studio  
 2:10-2:55 p.m. .... Locker room open for interviews

#### WEDNESDAY CONFERENCE CALLS

Titans: TE **Delanie Walker** at 12:55 p.m. HC **Mike Mularkey** at 1:10 p.m.

#### Thursday, Sept. 14

11:50 a.m.-12:10 p.m. ... Practice open to media  
 1:50 p.m. .... OC **Nathaniel Hackett**, DC **Todd Wash** & STC **Joe DeCamillis** available in rubber hallway  
 1:50-2:35 p.m. .... Locker room open for interviews

#### Friday, Sept. 15

10:55-11:15 a.m. .... Practice open to media  
 12:25 p.m. .... Head Coach **Doug Marrone** available  
 12:30-1:15 p.m. .... Locker room open for interviews

#### Saturday, Sept. 16

(No media availability)

#### Sunday, Sept. 17

1:00 p.m. .... Kickoff vs. Tennessee Titans

# MEDIA INFORMATION

## 2017 REGULAR SEASON SCHEDULE

Date	Opponent	Time/Result
Sun. Sept. 10	at Houston Texans	W, 29-7
<b>Sun. Sept. 17</b>	<b>TENNESSEE TITANS</b>	<b>1 p.m. (CBS)</b>
Sun. Sept. 24	<b>BALTIMORE RAVENS</b>	<b>9:30 a.m. (CBS)</b>
Sun. Oct. 1	at New York Jets	1 p.m. (CBS)
Sun. Oct. 8	at Pittsburgh Steelers	1 p.m. (CBS)
Sun. Oct. 15	<b>LOS ANGELES RAMS</b>	<b>4:05 p.m. (FOX)</b>
Sun. Oct. 22	at Indianapolis Colts	1 p.m. (CBS)
Sun. Oct. 29	BYE WEEK	
Sun. Nov. 5	<b>CINCINNATI BENGALS</b>	<b>1 p.m. (CBS)</b>
Sun. Nov. 12	<b>LOS ANGELES CHARGERS</b>	<b>1 p.m. (CBS)</b>
Sun. Nov. 19	at Cleveland Browns	1 p.m. (CBS)
Sun. Nov. 26	at Arizona Cardinals	4:25 p.m. (CBS)
Sun. Dec. 3	<b>INDIANAPOLIS COLTS</b>	<b>1 p.m. (CBS)</b>
Sun. Dec. 10	<b>SEATTLE SEAHAWKS</b>	<b>1 p.m. (FOX)</b>
Sun. Dec. 17	<b>HOUSTON TEXANS</b>	<b>1 p.m. (CBS)</b>
Sun. Dec. 24	at San Francisco 49ers	4:05 p.m. (CBS)
Sun. Dec. 31	at Tennessee Titans	1 p.m. (CBS)

All Game Times Eastern • Bold games: HOME

## NFL WEEK 2 SCHEDULE

**Thursday, September 14**  
Houston at Cincinnati .....8:30 p.m.

**Sunday, September 17**  
Cleveland at Baltimore ..... 1 p.m.  
Buffalo at Carolina ..... 1 p.m.  
Arizona at Indianapolis ..... 1 p.m.  
**Tennessee at Jacksonville ..... 1 p.m.**  
Philadelphia at Kansas City ..... 1 p.m.  
New England at New Orleans ..... 1 p.m.  
Minnesota at Pittsburgh ..... 1 p.m.  
Chicago at Tampa Bay ..... 1 p.m.  
Miami at Los Angeles Chargers.....4:05 p.m.  
New York Jets at Oakland.....4:05 p.m.  
Dallas at Denver.....4:25 p.m.  
Washington at Los Angeles Rams .....4:25 p.m.  
San Francisco at Seattle .....4:25 p.m.  
Green Bay at Atlanta.....8:30 p.m.

**Monday, September 18**  
Detroit at New York Giants .....8:30 p.m.

All Game Times Eastern

## PRONUNCIATION GUIDE

<b>Eli Ankou</b>	EE-lee ANN-koo
<b>Arrelious Benn</b>	a-REEL-ee-us
<b>Abry Jones</b>	A-bree
<b>A.J. Bouye</b>	BOY-yay
<b>A.J. Cann</b>	CAN
<b>Calais Campbell</b>	kuh-LAY-us
<b>Tashaun Gipson</b>	tuh-SHAWN
<b>Abry Jones</b>	A-bree
<b>Yannick Ngakoue</b>	yah-NEEK in-GAH-kway
<b>Patrick Omameh</b>	oh-MAH-meh
<b>Jeremy Parnell</b>	Jeremy
<b>William Poehls</b>	pails
<b>Paul Posluszny</b>	puz-LUZ-nee
<b>James O'Shaughnessy</b>	O-SEAN-uh-see
<b>Dawuane Smoot</b>	duh-WON
<b>Jarrold Wilson</b>	Jared

## 2017 TV AFFILIATES

<b>WJAX</b>	<b>Jacksonville (flagship)</b>
<b>WFOX</b>	<b>Jacksonville (flagship)</b>
<b>WFTV</b>	Orlando, Fla.
<b>WSAV</b>	Savannah, Ga.
<b>WJTC</b>	Mobile, Ala.
<b>WTVY</b>	Dothan, Ala.
<b>WCJB</b>	Gainesville, Fla.
<b>WJHG</b>	Panama City, Fla.
<b>WCTV</b>	Tallahassee, Fla.
<b>WTAT</b>	Charleston, S.C.
<b>WSWG</b>	Albany, Ga.
<b>WIYC</b>	Montgomery Selma, Ala.
<b>WTVM</b>	Columbus, Ga.
<b>WRDW</b>	Augusta, Ga.

## 2017 RADIO AFFILIATES

**WJXL 1010 AM/92.5 FM** Jacksonville (flagship)

STATION	CITY	AM/FM	STATION	CITY	AM/FM
WGNE	Jacksonville	99.9 FM	WJEM	Valdosta, Ga.	1150 AM/96.1 FM
WAOC	St. Augustine	1240 AM	WDDQ	Valdosta, Ga.	92.1 FM
WHOG	Daytona Beach	92.1FM	WHFX	Brunswick, Ga.	107.7 FM
WGGG	Gainesville	92.1 FM/900 AM	WIFO	Jesup, Ga.	105.5 FM
WBDO	Orlando	1080 AM	WAYX	Waycross, Ga.	96.3 FM
WJHC	Jasper	107.5 FM	WZBX	Statesboro, Ga.	106.5 FM
WIXC	Melbourne	1060 AM	WNZF	Palm Coast	1550 AM
WMOP	Ocala	100.1 FM/1230 AM	WKBX	Kingsland, Ga.	106.3 FM

## JAGUARS MEDIA

The Jaguars Public Relations department utilizes Jaguars.com/media to keep the media up-to-date with relevant materials. On this site, you will find press releases, weekly game releases, transcripts, updated player biographies, results, game books, as well as the 2017 Jaguars media guide. For a PDF version of the media guide, please visit: [http://prod.static.jaguars.clubs.nfl.com/assets/PDFs/MediaGuide/2017\\_mediaguide.pdf](http://prod.static.jaguars.clubs.nfl.com/assets/PDFs/MediaGuide/2017_mediaguide.pdf)

To be added to the Jaguars distribution list, please email **Gaby Moran** (morang@nfl.jaguars.com).

## WEEKLY BROADCAST LINEUP

DAY	SHOW NAME	SHOW HOSTS	TIME	STATION
<b>Monday</b>	Jaguars Monday	J.P. Shadrick, Tony Boselli, Pete Prisco	6-8 p.m.	1010 XL, 92.5, jaguars.com
	Jaguars All Access presented by Fields Auto Group	Brent Martineau, Jeff Lageman, Calais Campbell and a player guest	7-7:30 p.m.	WJAX-TV
	Jags Wired		11:35 p.m.	WFOX-TV
<b>Tuesday</b>	Jaguars.com Live presented by EverBank		1:30 p.m.	Jaguars.com
<b>Wednesday</b>	Doug Marrone Show	Doug Marrone, Jeff Lageman, J.P. Shadrick	6-7 p.m.	1010 XL, 92.5, 99.9, jaguars.com
<b>Thursday</b>	Jaguars Thursday	J.P. Shadrick, Jeff Lageman, Tony Boselli	7-8 p.m.	1010 XL, 92.5, jaguars.com
<b>Game day</b>	EverBank Jaguars Weekend	J.P. Shadrick	10:30-11 a.m.	WFOX-TV
	Publix Tailgate Show	J.P. Shadrick, Mike Dempsey, others	3 hours before game	1010 XL, 92.5, jaguars.com
	Countdown to Kickoff	J.P. Shadrick, Mike Dempsey, others	1 hour before game	1010 XL, 92.5, 99.9, jaguars.com
	Jaguars Game Day	Frank Frangie, Jeff Lageman, Tony Boselli, Rick Ballou		1010 XL, 92.5, 99.9, jaguars.com
	Jaguars Postgame	J.P. Shadrick, Mike Dempsey, Jeff Lageman, Fred Taylor	Postgame	1010 XL, 92.5, 99.9, jaguars.com
	Scoreboard Show	J.P. Shadrick, Mike Dempsey	1 hour after game ends	1010 XL, 92.5, jaguars.com

2017 JACKSONVILLE JAGUARS • REGULAR SEASON WEEK 2 • VS. TENNESSEE TITANS

# 2016 STATISTICS

## 2017 BY THE NUMBERS

**4.0**

On Sunday, DL **Calais Campbell** recorded 4.0 sacks against the Texans, a single-game franchise record for the Jaguars and third-most on Kick-off Weekend in NFL history, trailing only **Derrick Thomas'** 6.0 sacks in 1998 and **William Gay's** 5.5 sacks in 1983.

**100**

Rookie RB **Leonard Fournette** rushed 26 times for 100 yards (3.8 rush avg.) and one TD against Houston. Fournette became the first player in Jaguars history to rush for at least 100 yards in his NFL debut.

**10**

The Jaguars defense recorded a franchise single-game record 10 sacks against the Texans on Sunday. Since 2014, Jacksonville is only the second team to record 10.0 sacks in one game (Washington, Week 2 of 2014) and just the sixth team to record 9.0 or more sacks in a game.

**2 - 2.0**

On Sunday, DE **Yannick Ngakoue** recorded 2.0 sacks, his first multi-sack game of his career, and two forced fumbles against the Texans. Ngakoue is one of five players to record at least 2.0 sacks and two forced fumbles in a game since 2016.

**0**

In Sunday's game, the Jaguars offense held the highly touted Texans front-seven to zero sacks on QB **Blake Bortles**. In the past 10 seasons, the Jaguars have held teams to zero sacks on seven occasions, including Sunday's game.

## 2017 OPPONENTS

The Jaguars 2017 schedule features three teams that qualified for the 2016 postseason (HOU, PIT, SEA). The Jaguars face six teams in 2017 that finished .500 or better last season.

*Below is a look at the Jaguars' 2017 opponents:*

HOME GAMES	2016 RECORD	DIVISION FINISH
Houston*	9-7 (.563)	1st, AFC South
Indianapolis	8-8 (.500)	3rd, AFC South
Tennessee	9-7 (.563)	2nd, AFC South
Baltimore (London)	8-8 (.500)	2nd, AFC North
Cincinnati	6-9-1 (.406)	3rd, AFC North
Los Angeles Chargers	5-11 (.313)	4th, AFC West
Los Angeles Rams	4-12 (.250)	3rd, NFC West
Seattle*	10-5-1 (.656)	1st, NFC West
	<b>59-67-2 (.469)</b>	

AWAY GAMES	2016 RECORD	DIVISION FINISH
Houston*	9-7 (.563)	1st, AFC South
Indianapolis	8-8 (.500)	3rd, AFC South
Tennessee	9-7 (.563)	2nd, AFC South
Arizona	7-8-1 (.469)	2nd, NFC West
Cleveland	1-15 (.063)	4th, AFC North
New York Jets	5-11 (.313)	4th, AFC East
Pittsburgh*	11-5 (.689)	1st, AFC North
San Francisco	2-14 (.125)	4th, NFC West
	<b>52-75-1 (.410)</b>	

\* denotes playoff team in 2014

## 2017 NFL STANDINGS

### AFC East

Team	W	L	T	PF	PA	Home	Road	Div	Conf	Streak
Bills	1	0	0	21	12	1-0	0-0	1-0	1-0	1W
Dolphins	0	0	0	0	0	0-0	0-0	0-0	0-0	--
Patriots	0	1	0	27	42	0-1	0-0	0-0	0-1	1L
Jets	0	1	0	12	21	0-0	0-1	0-1	0-1	1L

### AFC North

Team	W	L	T	PF	PA	Home	Road	Div	Conf	Streak
Ravens	1	0	0	20	0	0-0	1-0	1-0	1-0	1W
Steelers	1	0	0	21	18	0-0	1-0	1-0	1-0	1W
Browns	0	1	0	18	21	0-1	0-0	0-1	0-1	1L
Bengals	0	1	0	0	20	0-1	0-0	0-1	0-1	1L

### AFC South

Team	W	L	T	PF	PA	Home	Road	Div	Conf	Streak
Jaguars	1	0	0	29	7	0-0	1-0	1-0	1-0	1W
Titans	0	1	0	16	26	0-1	0-0	0-0	0-1	1L
Texans	0	1	0	7	29	0-1	0-0	0-1	0-1	1L
Colts	0	1	0	9	46	0-0	0-1	0-0	0-0	1L

### AFC West

Team	W	L	T	PF	PA	Home	Road	Div	Conf	Streak
Broncos	1	0	0	24	21	1-0	0-0	1-0	1-0	1W
Raiders	1	0	0	26	16	0-0	1-0	0-0	1-0	1W
Chiefs	1	0	0	42	27	0-0	1-0	0-0	1-0	1W
Chargers	0	1	0	21	24	0-0	0-1	0-1	0-1	1L

### NFC East

Team	W	L	T	PF	PA	Home	Road	Div	Conf	Streak
Eagles	1	0	0	30	17	0-0	1-0	1-0	1-0	1W
Cowboys	1	0	0	19	3	1-0	0-0	1-0	1-0	1W
Giants	0	1	0	3	19	0-0	0-1	0-1	0-1	1L
Redskins	0	1	0	17	30	0-1	0-0	0-1	0-1	1L

### NFC North

Team	W	L	T	PF	PA	Home	Road	Div	Conf	Streak
Vikings	1	0	0	29	19	1-0	0-0	0-0	1-0	1W
Lions	1	0	0	35	23	1-0	0-0	0-0	1-0	1W
Packers	1	0	0	17	9	1-0	0-0	0-0	1-0	1W
Bears	0	1	0	17	23	0-1	0-0	0-0	0-1	1L

### NFC South

Team	W	L	T	PF	PA	Home	Road	Div	Conf	Streak
Panthers	1	0	0	23	3	0-0	1-0	0-0	1-0	1W
Falcons	1	0	0	23	17	0-0	1-0	0-0	1-0	1W
Buccaneers	0	0	0	0	0	0-0	0-0	0-0	0-0	--
Saints	0	1	0	19	29	0-0	0-1	0-0	0-1	1L

### NFC West

Team	W	L	T	PF	PA	Home	Road	Div	Conf	Streak
Rams	1	0	0	46	9	1-0	0-0	0-0	0-0	1W
Seahawks	0	1	0	9	17	0-0	0-1	0-0	0-1	1L
Cardinals	0	1	0	23	35	0-0	0-1	0-0	0-1	1L
49ers	0	1	0	3	23	0-1	0-0	0-0	0-1	1L

## 2017 TEAM CAPTAINS

Twelfth-year TE **Mercedes Lewis** and fourth-year C **Brandon Linder** will serve as the team's offensive captains. Lewis is the longest-tenured player on the roster and the second-longest tenured player in franchise history. Linder enters his fourth year as a starting lineman and his second year as the starting center. Eleventh-year LB **Paul Posluszny** and fourth-year LB **Telvin Smith** will serve as Jacksonville's defensive captains. Posluszny has registered 920 tackles for the Jaguars and this marks his fourth consecutive year as a defensive captain. Since taking over as a starter in Week 12 of the 2014 season, Smith has amassed 311 tackles, the second-most in the NFL during that span. For the special teams units, seventh-year WR **Arrelious Benn** will serve as a captain. Benn appeared in 15 games last season. The captains were voted upon by the Jaguars' 53-man roster.



# GAME NOTES



## 2017 ROSTER FACTS

**Oldest Jaguars Player:** Mercedes Lewis, 33, 5/19/84  
**Youngest Jaguars Player:** Cam Robinson, 21, 10/9/95  
**Heaviest Jaguars Player:** William Poehls, 344  
**Lightest Jaguars Player:** Peyton Thompson, 184  
**Tallest Jaguars Player:** Calais Campbell & William Poehls, 6-8  
**Shortest Jaguars Player:** Jason Myers, Tyler Patmon, & Peyton Thompson, 5-10

**Coaches who played football professionally:** Doug Marrone (head coach), Marion Hobby (defensive line coach) Keenan McCardell (wide receivers coach), Ron Middleton (tight ends coach/assistant special teams coach), Scott Milanovich (quarterbacks coach), Tom Myslinski (strength and conditioning coordinator), Cedric Scott (assistant strength and conditioning coach), Tyrone Wheatley (running backs coach)

**Most seasons with the Jaguars:** Mercedes Lewis, 12

**Most NFL Seasons:** Mercedes Lewis, 12

**College with the most Jaguars:** Miami (Fla.), 3 - Calais Campbell, Allen Hurns, Brandon Linder; Michigan, 3 - Chad Henne, Patrick Omoreh, Jarrod Wilson; UCLA, 3 - Eli Ankou, Mercedes Lewis, Myles Jack

**Former 1st round picks:** 5- TE Mercedes Lewis (Jaguars - 2006), QB Blake Bortles (Jaguars - 2014), Dante Fowler Jr. (Jaguars - 2015), CB Jalen Ramsey (Jaguars - 2016), RB Leonard Fournette (Jaguars - 2017)

**Players with Super Bowl rings:** DL Malik Jackson, LB Lereentee McCray



## JAGUARS/TITANS REG. SEASON SERIES BREAKDOWN

<b>Series Meetings:</b>	30
<b>Jaguars' Record:</b>	11-19 (Home: 7-8/ Away 4-11)
<b>First Game:</b>	at JAX 19, HOU 21 (10/27/02)
<b>Last Game:</b>	at HOU 21, JAX 20 (12/18/16)
<b>Current Streak:</b>	6 losses
<b>Longest JAX Win Streak:</b>	3, (9/27/09 - 11/14/10)
<b>Longest HOU Win Streak:</b>	6, (12/7/14 - 12/18/16)
<b>Last JAX Home Win:</b>	(12/05/2013): at JAX 27, HOU 20
<b>Last JAX Home Loss:</b>	(11/13/2016): HOU 24, at JAX 21
<b>Last JAX Road Win:</b>	(11/24/13): at HOU 6, JAX 13
<b>Last JAX Road Loss:</b>	(12/18/16): at HOU 21, JAX 20
<b>JAX Shutouts:</b>	1, (12/07/03): at JAX 27, HOU 0
<b>HOU Shutouts:</b>	1, (12/26/04): at JAX 0, HOU 21
<b>Most JAX points:</b>	38, (12/24/05): at HOU 20, JAX 38
<b>Most HOU points:</b>	43, (11/18/12): at HOU 43, JAX 37
<b>Total JAX points:</b>	594
<b>Total HOU points:</b>	693
<b>Average JAX points:</b>	19.8
<b>Average HOU points:</b>	23.1
<b>Largest JAX Win:</b>	27, (12/07/03): at JAX 27, HOU 0
<b>Largest HOU Win:</b>	24, (1/03/16): at HOU 30, JAX 6
<b>Most Pts., Both Teams:</b>	80, (11/18/12): at HOU 43, JAX 37
<b>Fewest Pts., Both Teams:</b>	19, (11/24/13): at HOU 6, JAX 13



## JAGUARS/TITANS 2017 TEAM COMPARISONS

\*All based on NFL Rankings

	Jaguars	Titans
<b>Record</b>	1-0	0-1
<b>Division Standing</b>	1st (AFCS)	T-2nd (AFCS)
<b>Turnover Margin</b>	+4 (T-1st)	0 (T-10th)
<b>Offense</b>		
<b>Yds Per Game</b>	280.0 (19th)	350.0 (12th)
<b>Yds Per Play</b>	4.67 (18th)	5.56 (8th)
<b>Points Per Game</b>	29.0 (T-5th)	16.0 (23rd)
<b>Possession Average</b>	30:05 (15th)	28:31 (21st)
<b>Rushing Yds Per Game</b>	155.0 (4th)	95.0 (12th)
<b>Passing Yds Per Game</b>	125.0 (28th)	255.0 (T-11th)
<b>Had Intercepted</b>	0	0
<b>Sacks Allowed/Yards</b>	0/0	1/1
<b>Fumbles/Lost</b>	0/0	0/0
<b>Third Down Pct.</b>	25.0% (T-25th)	50.0% (T-7th)
<b>Red Zone TD Pct.</b>	50.0% (T-14th)	33.3% (T-20th)
<b>Give-Aways</b>	0	0
<b>Defense</b>		
<b>Yds Per Game</b>	203.0 (1st)	359.0 (21st)
<b>Yds Per Play</b>	2.94 (1st)	5.70 (25th)
<b>Points Per Game</b>	7.0 (4th)	26.0 (23rd)
<b>Rushing Yds Per Game</b>	93.0 (18th)	109.0 (20th)
<b>Passing Yds Per Game</b>	110.0 (1st)	250.0 (18th)
<b>Interceptions</b>	1	0
<b>Sacks/Yards</b>	10/54	2/12
<b>Opponents Fumbles/Lost</b>	3/3	1/0
<b>Third Down Pct.</b>	41.7% (T-18th)	41.7% (T-18th)
<b>Red Zone TD Pct.</b>	50.0% (T-12th)	66.7% (T-19th)
<b>Take-Aways</b>	4	0
<b>Special Teams</b>		
<b>Punt-Average Yds (Gross)</b>	46.8	47.0
<b>Punt-Average Yds (Net)</b>	36.5	40.8
<b>Punt Returns-Avg. Per</b>	7.0	5.0
<b>Punt Returns-Avg. Per Allowed</b>	21.0	2.5
<b>Kickoff Returns-Avg. Per</b>	---	35.0
<b>Kickoff Returns-Avg. Per Allowed</b>	24.0	41.0
<b>Field Goals Made/Attempts</b>	3/4	3/4
<b>Penalties</b>		
<b>Penalties Against/Yds</b>	10/89	5/49
<b>Opp. Penalties Against/Yd</b>	9/94	5/49



## JAGUARS-TITANS CONNECTIONS

### Titans/Jaguars Coaching Connections

Titans Head Coach **Mike Mularkey** spent one season (2012) as the head coach of the Jaguars... Titans Defensive Assistant **Brandon Blaney** served as the defensive assistant for the Jaguars for three seasons (2011-2013)... Titans Running Backs Coach **Sylvester Croom** spent one season (2012) as the Jaguars running backs coach

### Player Connections

Titans S **Johnathan Cyprien** was selected by the Jacksonville Jaguars in the second round (33rd overall) of the 2013 NFL Draft... Jaguars OL **William Poehls** originally signed with the Titans as an undrafted free agent in 2014 and spent two seasons (2014-2015) on the team's practice squad.

# 2017 TEAM COMPARISON

## JACKSONVILLE JAGUARS

## TENNESSEE TITANS

STATISTIC	JAX	OPP
<b>TOTAL FIRST DOWNS</b>	19	23
Rushing	7	4
Passing	8	11
Penalty	4	8
3rd Down: Made/Att	3/12	5/12
3rd Down Pct.	25.0%	41.7%
4th Down: Made/Att	1/1	0/1
4th Down Pct.	100.0%	0.0%
<b>POSSESSION AVG.</b>	30:05	29:55
<b>TOTAL NET YARDS</b>	280	203
Avg. Per Game	280.0	203.0
Total Plays	60	69
Avg. Per Play	4.7	2.9
<b>NET YARDS RUSHING</b>	155	93
Avg. Per Game	155.0	93.0
Total Rushes	39	23
<b>NET YARDS PASSING</b>	125	110
Avg. Per Game	125.0	110.0
Sacked/Yards Lost	0/0	10/54
Gross Yards	125	164
Attempts/Completions	21/11	36/19
Completion Pct.	52.4%	52.8%
Had Intercepted	0	1
<b>PUNTS/AVERAGE</b>	4/46.8	5/43.2
<b>NET PUNTING AVG.</b>	36.5	41.8
<b>PENALTIES/YARDS</b>	10/89	9/94
<b>FUMBLES/BALL LOST</b>	0/0	3/3
<b>TOUCHDOWNS</b>	3	1
Rushing	1	0
Passing	1	1
Returns	1	0

STATISTIC	TEN	OPP
<b>TOTAL FIRST DOWNS</b>	21	22
Rushing	5	5
Passing	15	16
Penalty	1	1
3rd Down: Made/Att	7/14	5/12
3rd Down Pct.	50.0%	41.7%
4th Down: Made/Att	0/0	1/1
4th Down Pct.	0.0%	100.0%
<b>POSSESSION AVG.</b>	28:21	31:39
<b>TOTAL NET YARDS</b>	350	359
Avg. Per Game	350.0	359.0
Total Plays	63	63
Avg. Per Play	5.6	5.7
<b>NET YARDS RUSHING</b>	95	109
Avg. Per Game	95.0	109.0
Total Rushes	21	29
<b>NET YARDS PASSING</b>	255	250
Avg. Per Game	255.0	250.0
Sacked/Yards Lost	1/1	2/12
Gross Yards	256	262
Attempts/Completions	41/25	32/22
Completion Pct.	61.0%	68.8%
Had Intercepted	0	0
<b>PUNTS/AVERAGE</b>	4/47.0	3/52.7
<b>NET PUNTING AVG.</b>	40.8	44.3
<b>PENALTIES/YARDS</b>	5/49	5/49
<b>FUMBLES/BALL LOST</b>	0/0	1/0
<b>TOUCHDOWNS</b>	1	2
Rushing	1	0
Passing	0	2
Returns	0	0

2017 OFFENSIVE LEADERS		
Category	Player	Total
Scoring	Jason Myers	11
Pass Completions	Blake Bortles	11
Pass Attempts	Blake Bortles	21
Completion Pct.	Blake Bortles	52.4%
Passing Yards	Blake Bortles	125
Passing TDs	Blake Bortles	1
Passing INTs	---	
Passer Rating	Blake Bortles	86.4
Yards Per Attempt	Blake Bortles	6.0
Rushes	Leonard Fournette	26
Rushing Yards	Leonard Fournette	100
Rushing Avg.	Leonard Fournette	3.8
Rushing TDs	Leonard Fournette	1
Receptions	A. Hurns, M. Lee	3
Receiving Yards	Allen Hurns	42
Reception Avg.	Allen Hurns	14.0
Receiving TDs	Tommy Bohanon	1

2017 OFFENSIVE LEADERS		
Category	Player	Total
Scoring	Ryan Succop	10
Pass Completions	Marcus Mariota	25
Pass Attempts	Marcus Mariota	41
Completion Pct.	Marcus Mariota	61.0%
Passing Yards	Marcus Mariota	256
Passing TDs	---	
Passing INTs	---	
Passer Rating	Marcus Mariota	78.9
Yards Per Attempt	Marcus Mariota	6.2
Rushes	DeMarco Murray	12
Rushing Yards	DeMarco Murray	44
Rushing Avg.	DeMarco Murray	3.7
Rushing TDs	Marcus Mariota	1
Receptions	Delanie Walker	7
Receiving Yards	Delanie Walker	76
Reception Avg.	Corey Davis	11.5
Receiving TDs	---	



# IN THEIR LAST MEETING



JACKSONVILLE JAGUARS 38, TENNESSEE TITANS 17  
Dec. 24, 2016 • EverBank Field • Jacksonville, FL



	1	2	3	4	OT	TOTAL	FG (MADE) & MISSED
JACKSONVILLE JAGUARS	10	9	6	13	---	38	Myers (29) (48) (56) (50)
TENNESSEE TITANS	0	7	3	7	---	17	Succop (42)

Scoring on their first two possessions and finishing with a season-high 38 points, the Jaguars dominated throughout the in a 38-17 win in their final home game and the first under Head Coach Doug Marrone. Jacksonville used 18 plays to cover 138 yards on their first two drives, with Marqise Lee catching a 21-yard Blake Bortles touchdown pass and Jason Myers kicking a 29-yard field goal to cap the possessions. Tennessee then got a three-yard touchdown pass from Marcus Mariota to Rishard Matthews, but the Jaguars responded on the next series with a 12-play, 75-yard drive with Chris Ivory pounding in for a one-yard touchdown run. Myers tacked on a 48-yard field goal to give Jacksonville a 19-7 halftime lead. In the third quarter Ivory lost a fumble on the Jaguars' first play, and Tennessee turned it into a 42-yard field goal. On their next possession he Jaguars got a 56-yard field goal from Myers, his longest of the season and the third-longest in team history, followed by his 50-yarder to give the Jaguars a 25-10 lead. Mariota suffered a broken fibula on a Sheldon Day sack near the end of the third quarter, and he was replaced by Matt Cassel. In the fourth quarter Tennessee closed to within eight points at 25-17 on Cassel's 14-yard touchdown pass to Delanie Walker, but once again the Jaguars responded, matching 75 yards in just six plays with Lee taking a pitch and throwing back to Bortles for a 20-yard touchdown. The win was sealed on the very next play, when Jalen Ramsey intercepted Cassel's pass to Matthews and returned it 30 yards for the final points with 5:17 remaining. Bortles finished with 325 passing yards with a touchdown passing and one receiving, becoming the first player in NFL history to throw for 300 yards and catch a touchdown pass in the same game. Allen Robinson had a game-high nine receptions for 147 yards as the Jaguars turned in 415 yards of offense. Jacksonville scored on 7-of-12 possessions, while Tennessee scored on just 3-of-13 with seven punts.

Team	Q	Time	Scoring Play	Drive
JAX	1	11:03	M. Lee pass from B. Bortles (Myers kick)	8-75
JAX	1	4:03	J. Myers 29 yd. Field Goal	11-63
TEN	2	8:59	R. Matthews 3 yd. pass from M. Mariota (Succop kick)	10-69
JAX	2	1:57	C. Ivory 1 yd. run (kick failed, wr)	12-75
JAX	2	0:11	J. Myers 48 yd. Field Goal	8-48
TEN	3	12:24	R. Succop 42 yd. Field Goal	4-2
JAX	3	8:13	J. Myers 56 yd. Field Goal	10-37
JAX	3	2:59	J. Myers 50 yd. Field Goal	7-45
TEN	4	8:42	D. Walker 14 yd. pass from M. Cassel (Succop kick)	8-50
JAX	4	5:25	B. Bortles 20 yd. pass from M. Lee (kick failed, wl)	6-75
JAX	4	5:17	J. Ramsey 30 yd. interception return (Myers kick)	



## TEAM STATS

	TEN	JAX
First Downs (Run-Pass-Pen)	19(4-14-1)	25(6-16-3)
Total Yards-Plays-Avg.	263-67-3.9	415-69-6.0
Rushing Yards-Attempts-Avg.	58-20-2.9	84-28-3.0
Net Yards Passing (Sacked-Yds)	205 (3-18)	331 (2-14)
Att-Comp-Int	44-21-1	39-27-0
Third Down Conversions (%)	5-14 (36%)	4-12 (33%)
Fourth Down Conversions (%)	0-1 (0%)	0-0 (0%)
Punts-Avg.	7-44.7	3-47.7
Fumbles-Lost	1-0	2-1
Penalties-Yards	6-49	4-45
Time of Possession	27:29	32:31



## INDIVIDUAL STATS

JAGUARS							TITANS										
<b>RUSHING</b>	ATT	YDS	AVG	LG	TD		<b>RUSHING</b>	ATT	YDS	AVG	LG	TD					
C. Ivory	14	45	3.2	13	1		D. Murray	14	42	3.0	11	0					
C. Grant	9	27	3.0	8	0		D. Henry	4	13	3.3	10	0					
B. Bortles	3	7	2.3	7	0		M. Mariota	2	3	1.5	4	0					
T. Yeldon	2	5	2.5	4	0		<b>Total</b>	<b>20</b>	<b>58</b>	<b>2.9</b>	<b>11</b>	<b>0</b>					
<b>Total</b>	<b>28</b>	<b>84</b>	<b>3.0</b>	<b>13</b>	<b>1</b>		<b>PASSING</b>	ATT	CMP	YDS	SK/YD	TD	LG	IN	RT		
<b>PASSING</b>	ATT	CMP	YDS	SK/YD	TD	LG	IN	RT									
B. Bortles	38	26	325	2/14	1	37	0	103.5	M. Cassel	24	13	124	1/6	1	24	1	65.3
M. Lee	1	1	20	0/0	1	20	0	158.3	M. Mariota	20	8	99	2/12	1	18	0	72.7
<b>Total</b>	<b>39</b>	<b>27</b>	<b>345</b>	<b>2/14</b>	<b>2</b>	<b>37</b>	<b>0</b>	<b>113.7</b>	<b>Total</b>	<b>44</b>	<b>21</b>	<b>223</b>	<b>3/18</b>	<b>2</b>	<b>24</b>	<b>1</b>	<b>68.7</b>
<b>RECEIVING</b>	REC	YDS	AVG	LG	TD												
A. Robinson	9	147	16.3	37	0												
B. Walters	5	45	9.0	15	0												
C. Ivory	4	69	17.3	37	0												
M. Lee	3	37	12.3	21	1												
B. Koyack	2	12	6.0	6	0												
A. Ellis	2	10	5.0	6	0												
B. Bortles	1	20	20.0	20	1												
C. Grant	1	5	5.0	5	0												
<b>Total</b>	<b>27</b>	<b>345</b>	<b>12.8</b>	<b>37</b>	<b>1</b>												

**INTERCEPTION:** 1 (J. Ramsey)

**SACKS:** 1.0 D. Fowler (-8 yds), 1.0 Y. Ngakoue (-6 yds)

**TACKLES (TOP 3):** P. Posluszny 9 (7 solo), J. Cyprien 6 (4 solo), T. Smith 5 (4 solo)

**INTERCEPTION:** None

**SACKS:** 1.0 S. Spence (-5 yds)

**TACKLES (TOP 3):** A. Blake 9 (8 solo), S. Spence 5 (5 solo), B. McCain (4 solo)

# SERIES HISTORY

## JAGUARS ALL-TIME 300+ PASSING GAMES vs. TENNESSEE

The Jaguars have posted six 300-yard passing games vs. the Titans in franchise history. The Jaguars have a 2-4 record in such games.

PLAYER	PERFORMANCE	DATE	RESULT
Blake Bortles	325 yards	December 24, 2016 vs. Tennessee	W, 38-17
Blake Bortles	337 yards	October 27, 2016 at Tennessee	L, 22-36
Blake Bortles	322 yards	December 6, 2015 at Tennessee	L, 39-42
Blake Bortles	336 yards	October 12, 2014 at Tennessee	L, 14-16
David Garrard	323 yards	October 4, 2009 vs. Tennessee	W, 37-17
Mark Brunell	302 yards	September 8, 1996 vs. Houston Oilers	L, 27-34

## JAGUARS ALL-TIME 100+ RECEIVING GAMES vs. TENNESSEE

The Jaguars have posted 11 100-yard receiving games vs. the Titans in franchise history. The Jaguars have a 4-7 record in such games.

PLAYER	PERFORMANCE	DATE	RESULT
Allen Robinson	147 yards	December 24, 2016, vs. Tennessee	W, 38-17
Allen Robinson	153 yards	December 6, 2015, at. Tennessee	L, 39-42
Cecil Shorts	103 yards	October 12, 2014, at. Tennessee	L, 14-16
Mercedes Lewis	103 yards	December 30, 2012, at. Tennessee	L, 20-38
Cecil Shorts	105 yards	November 25, 2012, vs. Tennessee	W, 24-19
Jimmy Smith	120 yards	November 4, 2001, at. Tennessee	L, 24-28
E. George	109 yards	November 26, 2000, vs. Tennessee	W, 16-13
Jimmy Smith	129 yards	September 26, 1999, vs. Tennessee	L, 19-20
Jimmy Smith	103 yards	December 13, 1998, vs. Tennessee	L, 13-16
Jimmy Smith	158 yards	November 16, 1997, vs. Tennessee	W, 17-9
Keenan McCardell	100 yards	September 8, 1996, vs. Houston Oilers	L, 27-34

## JAGUARS ALL-TIME 100+ RUSHING GAMES vs. TENNESSEE

The Jaguars have posted nine 100-yard rushing games vs. the Titans in franchise history. The Jaguars have a 6-3 record in such games.

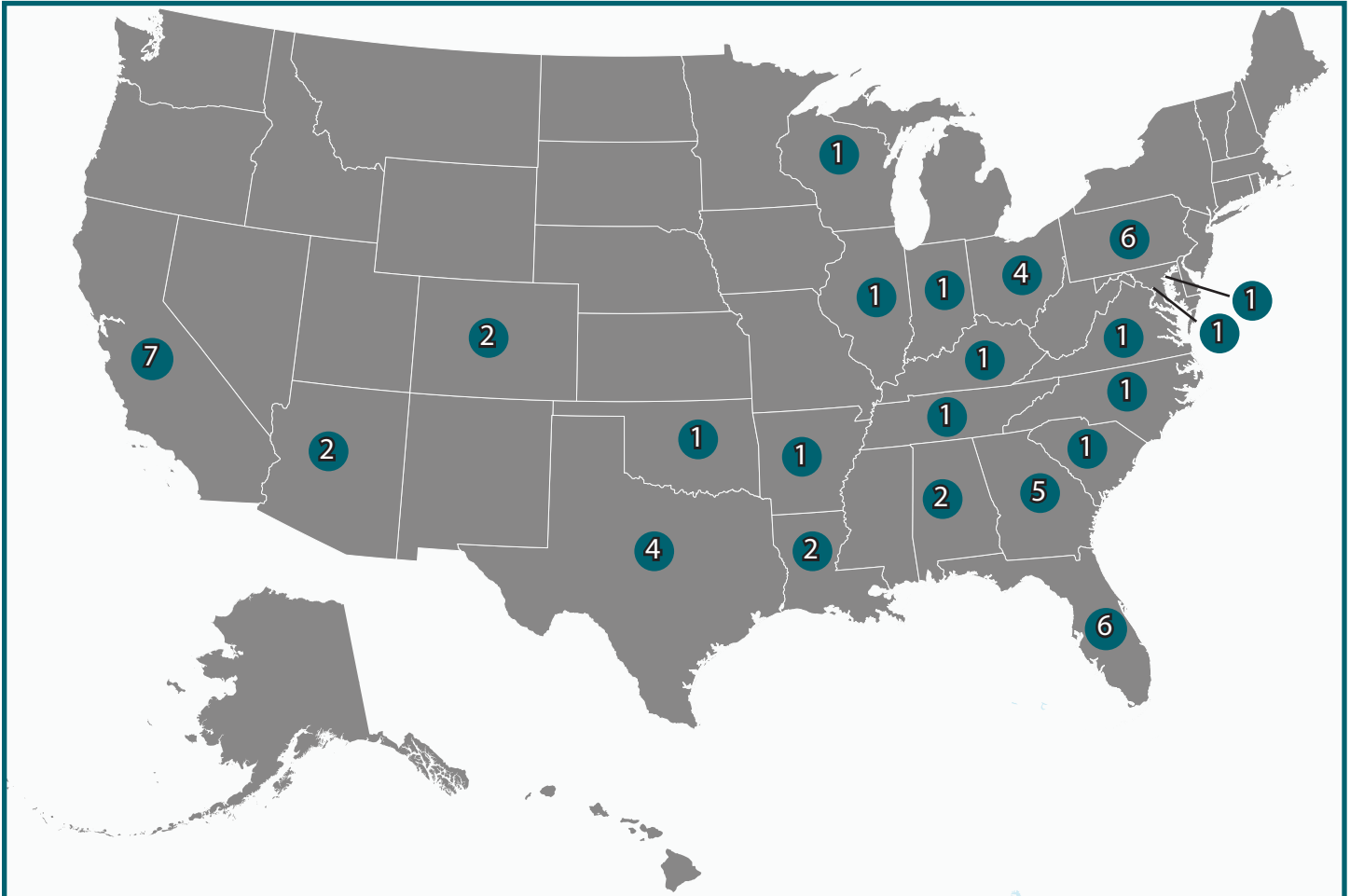
PLAYER	PERFORMANCE	DATE	RESULT
Maurice Jones Drew	100 yards	October 12, 2014, at. Tennessee	W, 31- 24
Maurice Jones Drew	103 yards	December 24, 2011, at. Tennessee	W, 17-23
Maurice Jones Drew	186 yards	December 5, 2010, at. Tennessee	W, 17-6
Maurice Jones Drew	177 yards	November 1, 2009, at. Tennessee	L, 13-30
Maurice Jones Drew	101 yards	November 11, 2007, at. Tennessee	W, 28-13
LaBrandon Toefield	102 yards	January 1, 2006, vs. Tennessee	W, 40-13
Fred Taylor	103 yards	November 21, 2004, vs. Tennessee	L, 15-18
Fred Taylor	112 yards	October 16, 2000, at. Tennessee	L, 13-27
Fred Taylor	104 yards	November 26, 2000, vs. Tennessee	W, 16-13



RB **Chris Ivory** recorded a 1-yard rushing TD in the 38-17 win against Tennessee on Dec. 24, 2016.

# HOMETOWN HEROES

The Jaguars players represent 25 states and two countries. Below is a breakdown. \*Not seen is Canada.



## ALABAMA (2)

Corey Grant  
T.J. Yeldon

## ARKANSAS (1)

Jermey Parnell

## ARIZONA (2)

Myles Jack  
William Poehls

## CALIFORNIA (7)

Blair Brown  
Malik Jackson  
Marqise Lee  
Mercedes Lewis  
Jason Myers  
Matt Overton  
Peyton Thompson

## COLORADO (2)

Calais Campbell  
Max McCaffery

## DISTRICT OF COLUMBIA (1)

Arrelious Benn

## FLORIDA (6)

Tommy Bohanon  
Blake Bortles  
Dante Fowler Jr.  
Allen Hurns  
Brandon Linder  
Lerentee McCray

## GEORGIA (5)

A.J. Bouye  
Abry Jones  
Jalen Myrick  
Donald Payne  
Telvin Smith

## ILLINOIS (1)

James O'Shaughnessy

## INDIANA (1)

Sheldon Day

## KENTUCKY (1)

Keelan Cole

## LOUISIANA (2)

Leonard Fournette  
Cam Robinson

## MARYLAND (1)

Yannick Ngakoue

## NORTH CAROLINA (1)

Tyler Shatley

## OHIO (4)

Michael Bennett  
Patrick Omameh  
Dawuane Smoot  
Jarrod Wilson

## OKLAHOMA (1)

Aaron Colvin

## PENNSYLVANIA (6)

Barry Church  
Chad Henne  
Ben Koyack  
Lafayette Pitts  
Paul Posluszny  
Earl Watford

## SOUTH CAROLINA (1)

A.J. Cann

## TENNESSEE (1)

Jalen Ramsey

## TEXAS (4)

Chris Ivory  
Tashaun Gipson  
Tyler Patmon  
Dede Westbrook

## VIRGINIA (1)

Josh Wells

## WISCONSIN (1)

Brad Nortman

## CANADA (1)

Eli Ankou



# HEAD COACH DOUG MARRONE



Doug Marrone was named the sixth head coach of the Jaguars on Jan. 9, 2017 after previously serving as the team's interim head coach for the final two games of the 2016 season. Marrone was originally hired as the team's assistant head coach-offensive line coach on January 20, 2015, following a two-year stint as the head coach for the Buffalo Bills (2013-14).

In 2016, Marrone's offensive line allowed 34 sacks, 17 fewer than the previous season (51 sacks allowed) and 37 fewer than in 2014 (71 sacks allowed). The Jaguars' 34 sacks allowed were the fewest sacks allowed by the team since it yielded 31 sacks in 2007.

In his first season with the Jaguars in 2015, Marrone helped the offensive line provide protection for QB Blake Bortles, who set single-season franchise records with 355 completions, 606 pass attempts, 4,428 yards and 35 touchdowns. In addition, Marrone's squad blocked for rookie RB T.J. Yeldon, who accounted for 740 rushing yards and 279 receiving yards in 2015, becoming the first Jaguars rookie to surpass 1,000 scrimmage yards since Maurice Jones-Drew (1,377) in 2006. Yeldon also placed third among AFC RBs in 2016 with 84.9 scrimmage yards per game, trailing only LeSean McCoy and Chris Ivory.

Prior to joining the Jaguars, Marrone compiled a 15-17 mark at the Bills helm including a 9-7 mark in 2014, the team's most wins since 2004. He became only the third coach in Bills history to win 15 games in his first two seasons (Marv Levy, 19; Wade Phillips, 21). The Bills had six Pro Bowl selections during Marrone's two seasons.

The Bills had three different players with 60 receptions in 2014 for the first time in team history (Fred Jackson, 65; Sammy Watkins, 62; Robert Woods, 61) and the club produced six individual 100-yard receiving games. Watkins set team rookie records for receptions and receiving yards (982). The Bills ranked sixth in the NFL in 2014 with a plus-seven turnover differential.

In 2013, Marrone's offensive unit led the AFC and finished second in the NFL in rushing (144.2 avg.) while also leading the league with 95.5 pct. red zone efficiency mark. Rookie quarterback E.J. Manuel started 10 games and set team rookie records for passing touchdowns (11) and completions (180).

Prior to joining the Bills, Marrone spent four seasons (2009-12) as the head coach of his alma mater, Syracuse, where he led the program to a 21-17 record in the last three seasons. He guided the Orange to an 8-5 mark in 2010 and 2012 and both seasons culminated with a New Era Pinstripe Bowl championship. The Orange set several school records in 2012, including total yards (5,681), passing yards (3,619) and first downs (300). Marrone earned the American Football Coaches Association (AFCA) Region 1 Coach of the Year honors in 2011 and was a finalist for the Liberty Mutual Coach of the Year Award.

Marrone spent seven seasons in the NFL (2002-08) before becoming a collegiate head coach. From 2006-08, Marrone served as the offensive coordinator for the New Orleans Saints. He directed an offense that led the NFL in total offense (391.5 avg. in 2006; 410.7 avg. in 2008) and passing yards per game (281.4 avg. in 2006; 311.1 in 2008) in two different seasons (2006-08). The Saints' offensive line held their opponents to the fewest sacks allowed in the NFL in 2006 (16) and tied for the fewest sacks in the NFL from 2006-08 with 52 despite leading the NFL with 1,868 passing attempts during that span. Quarterback Drew Brees captured the NFL passing title in 2006 (4,418 yards) and 2008 (5,069) and became just the second passer in NFL history to eclipse 5,000 passing yards (Dan Marino, 1984).

Prior to his arrival in New Orleans, the franchise had never had a 4,000-yard passer or registered more than 5,700 yards of offense. Brees eclipsed 4,000 passing yards and the offense posted more than 5,700 yards in each of Marrone's three seasons with the Saints. The Saints established a team record with an NFL-best 6,264 yards of offense in 2006, 5,780 in 2007 (4th in the NFL) and led the NFL again in 2008 with 6,571 yards.

In Marrone's first season as an NFL offensive coordinator in 2006, left tackle Jammal Brown was voted to the All-Pro team and to the Pro Bowl in his first year at the position, while guard Jahri Evans was a unanimous All-Rookie selection. The Saints ranked fourth in the NFL in 2007 for total offense and set an NFL record for completions (440) and had franchise bests for passing first downs (222), attempts (652), touchdown passes (28) and completion percentage (67.5). In 2008, the Saints led the NFL in total offense while setting team records for points (463), total yards (6,571), net passing yards (4,977), touchdowns (57) and first downs (354).

Marrone was the offensive line coach of the New York Jets from 2002-05 and the team made two postseason appearances (2002, 2004) with him on the staff. In 2004, the Jets produced the NFL's third-best rushing offense (149.3 avg.) and Curtis Martin led the NFL with 1,697 rushing yards.

Before arriving in New York, Marrone served as tight ends/tackles coach at the University of Tennessee in 2001. He spent the 2000 season at the University of Georgia as offensive line coach after spending the previous five seasons (1995-99) at Georgia Tech where he was part of three consecutive bowl appearances. He was director of football operations for the Yellow Jackets in 1995 before coaching the tight ends in 1996 and offensive line from 1997-99.

Marrone began his coaching career in 1992 at Cortland (N.Y.) State as the school's tight ends coach before having stints as the offensive line coach at U.S. Coast Guard Academy (1993) and Northeastern University in 1994. A native of Bronx, New York, Marrone was a sixth-round draft pick of the Los Angeles Raiders in 1986 and played two years in the NFL. He played with the Miami Dolphins in 1987 and with the Saints in 1989. He also had playing stints with Pittsburgh, Dallas and Minnesota before closing his career with the NFL Europe's London Monarchs from 1991-92. Marrone was a three-year letterman at Syracuse. He returned to Syracuse and graduated in 1991 with a degree in liberal arts.

Doug and his wife, Helen, have two daughters, Madeline and Annie, and a son, Mack.

## MARRONE'S TIMELINE

Team	Position	Years
Jacksonville Jaguars	Head Coach	2017
Jacksonville Jaguars	Asst. HC-Off./Off. Line Coach	2015-16*
Buffalo Bills	Head Coach	2013-14
Syracuse	Head Coach	2009-12
New Orleans Saints	Offensive Coordinator	2006-08
New York Jets	Offensive Line Coach	2002-05
Tennessee	Tight Ends/Tackles Coach	2001
Georgia	Offensive Line Coach	2000
Georgia Tech	Offensive Line Coach	1997-99
Georgia Tech	Tight Ends Coach	1996
Georgia Tech	Director of Football Operations	1995
Northeastern	Offensive Line Coach	1994
U.S. Naval Academy	Offensive Line Coach	1993
SUNY Cortland	Tight Ends Coach	1992

\* Marrone was interim head coach for last two games in 2016

### JAX COACHING HISTORY

Name (Years)	W-L	W%
Doug Marrone* (2016-17)	2-1	.667
Gus Bradley (2013-16)	14-47	.230
Mike Mularkey (2012)	2-14	.125
Mel Tucker^ (2011)	2-3	.400
Jack Del Rio (2003-11)	68-71	.489
Tom Coughlin (1995-2002)	68-60	.531

\* Marrone was interim head coach for last two games in 2016  
^ Tucker was interim head coach for last five games in 2011

# OFFENSIVE STATISTICS

## O-LINE RISES TO THE CHALLENGE

In Sunday's game, the Jaguars offense held the highly touted Texans front-seven to zero sacks on QB **Blake Bortles**. In the past 10 seasons, the Jaguars have held teams to zero sacks on seven occasions, including Sunday's game.

### O-LINE ALLOWS ZERO SACKS IN A GAME, JAGUARS HISTORY

Season	Week	Opponent
2017	1	Houston
2016	11	Detroit
2015	2	Miami
2013	8	San Francisco
2010	4	Indianapolis
2009	3	Houston
2008	3	Indianapolis

## WINNING MARGIN

Jacksonville defeated Houston, 29-7, on Sunday. The 22-point road margin of victory was the sixth-largest in team history and the first time winning on the road by at least 20 points since 2008.

### LARGEST ROAD MARGIN OF VICTORY IN FRANCHISE HISTORY

Opponent	Date	Score	Margin
Cincinnati	Oct. 31, 1999	41-10	31
Minnesota	Dec. 23, 2001	33-3	30
Baltimore	Nov. 1, 1998	45-19	26
Detroit	Nov. 9, 2008	38-14	24
Atlanta	Nov. 7, 1999	30-7	23
Houston	Sept. 10, 2017	29-7	22

## BLAKE THE BUILDER

In 2016, QB **Blake Bortles** threw 3,905 passing yards and 23 TDs, marking his second consecutive season with at least 3,500 passing yards and 20 TDs. Bortles is the first player in franchise history to achieve this feat.

### BLAKE BORTLES CAREER STATISTICS

	G/GS	ATT	CMP	YDS	SK/YD	TD	LG	IN	RT
2014	14/13	475	280	2,908	55/345	11	63t	17	69.5
2015	16/16	606	355	4,428	51/320	35	90t	18	88.2
2016	16/16	625	368	3,905	34/197	23	51t	16	78.8
2017	1/1	21	11	125	0/0	1	20	0	86.4
Career	47/46	1,727	1,014	11,366	140/862	70	90t	51	79.6

*Single-Season Franchise Record*

## BORTLES' BALL PROTECTION

QB **Blake Bortles** didn't turn the ball over and wasn't sacked against Houston on Sunday, the second time he has achieved the feat in his career. The first was the Jaguars' victory over Miami in Week 2 in 2015. In his 47th game at the helm of the Jaguars offense, Bortles completed his third consecutive contest with at least one TD and zero INTs dating back to Week 16 of the 2016 season, and has thrown one INT in his last five games entering Week 2 vs. Tennessee.

## MAGIC IN THE AIR

After posting 126 passing yards in Week 12 of the 2016 season, QB **Blake Bortles** became the fastest player in team history to surpass 10,000 career passing yards (41 games). Below is a breakdown of the most passing yards through 47 career games by a Jaguars QB.

### PASSING YARDS THROUGH 47 CAREER GAMES BY A JAGUARS QB

Rk.	Player	Years	Yards
1.	Blake Bortles	2014-17	11,366
2.	Mark Brunell	1995-98	10,149
3.	Byron Leftwich	2003-06	9,042

## AIM HIGH AGAINST AFC SOUTH

In Week 1, Jacksonville totaled 29 points in the win against Houston. In 2016, the Jaguars averaged 25.2 points per game against division opponents, tied for the second-highest average in single-season franchise history. The Jaguars also scored more total points against AFC South opponents than any other team in the division.

### MOST POINTS PER GAME vs. AFC SOUTH, SINGLE-SEASON, FRANCHISE HISTORY

Rank	Year	Points
1.	1998	25.4
2.	2016	25.2
	2005	25.2
4.	1997	24.8
5.	2015	24.7

## RECORD BREAKER

In 2016, QB **Blake Bortles** threw for 3,905 passing yards and 23 passing TDs, marking the third-most passing yards and tied for the second-most passing TDs in a season in franchise history. Bortles owns both franchise records following his 2015 season.

### MOST PASSING YARDS, SINGLE-SEASON, FRANCHISE HISTORY

Rk.	Player (Year)	Yards
1.	Blake Bortles (2015)	4,428
2.	Mark Brunell (1996)	4,367
3.	Blake Bortles (2016)	3,905

### MOST PASSING TDs, SINGLE-SEASON, FRANCHISE HISTORY

Rk.	Player (Year)	TDs
1.	Blake Bortles (2015)	35
2.	Blake Bortles (2016)	23
	David Garrard (2010)	23

## BORTLES SET COMPLETIONS RECORD

QB **Blake Bortles** finished the 2016 season with 368 completions, surpassing his previous year's total (355) and breaking the single-season franchise record for completions in a single season with 368.

### MOST PASS COMPLETIONS, SINGLE-SEASON, FRANCHISE HISTORY

Rk.	Player (Year)	Completions
1.	Blake Bortles (2016)	368
2.	Blake Bortles (2015)	355
3.	Mark Brunell (1996)	353

## FASTEST TO 1,000

In the final game of the 2016 season, QB **Blake Bortles** threw his 1,000th career completion in his 46th career game, becoming the sixth-fastest player in NFL history to do so.

### FASTEST PLAYERS TO REACH 1,000 CAREER COMPLETIONS

Rk.	Player	Years	Games
1.	Matthew Stafford	2009-12	41
2.	Derek Carr	2014-16	45
	Kirk Cousins	2012-16	45
	Andrew Luck	2012-14	45
	Marc Bulger	2002-06	45
6.	Blake Bortles	2014-16	46
7.	Ryan Tannehill	2012-14	47
	Kurt Warner	1998-2002	47
9.	Sam Bradford	2010-13	48
	Carson Palmer	2004-07	48
	Jay Cutler	2006-09	48
	Peyton Manning	1998-2000	48
	Drew Bledsoe	1993-96	48



# OFFENSIVE STATISTICS



## BORTLES 300

Fourth-year QB **Blake Bortles** engineered five 300-plus-yard passing games in 2016, the third-most in a single season in Jaguars history (320 vs. G.B.; 329 at S.D.; 337 at TEN; 325 vs. TEN; 301 at IND). Overall, Bortles has produced 12 300-yard performances in his 46-game NFL career, the second-most career 300-yard passing games by a Jaguars QB (**Mark Brunell**, 1995-2003 - 22 games).

### MOST 300-YARD PASSING GAMES, SINGLE-SEASON, FRANCHISE HISTORY

Rk.	Player (Year)	Games
1.	<b>Blake Bortles (2015)</b> .....	6
	Mark Brunell (1996) .....	6
3.	<b>Blake Bortles (2016)</b> .....	5
4.	Mark Brunell (2000, '99, '97) ...	3
5.	six other occurrences .....	2

### MOST 300-YARD PASSING GAMES, CAREER, FRANCHISE HISTORY

Rk.	Player (Year)	Games
1.	Mark Brunell (1995-2003) .....	22
2.	<b>Blake Bortles (2014-16)</b> .....	12
3.	David Garrard (2002-10) .....	6
5.	Chad Henne (2012-16) .....	5



## BORTLES MOVES INTO THIRD

QB **Blake Bortles** ranks third in Jaguars history in career pass attempts (1,727), career pass completions (1,014) and career passing yards (11,366). In 2016, Bortles broke his single-season franchise records, previously set in 2015, for pass completions (368) and pass attempts (625).

### CAREER PASS ATTEMPTS, FRANCHISE HISTORY

Rk	Player	Att.
1.	Mark Brunell	3,616
2.	David Garrard	2,281
3.	<b>Blake Bortles</b>	<b>1,727</b>
4.	Byron Leftwich	1,344

### CAREER PASS COMPLETIONS, FRANCHISE HISTORY

Rk	Player	Comp.
1.	Mark Brunell	2,184
2.	David Garrard	1,406
3.	<b>Blake Bortles</b>	<b>1,014</b>
4.	Byron Leftwich	789

### CAREER PASSING YARDS, FRANCHISE HISTORY

Rk	Player	Yards
1.	Mark Brunell	25,698
2.	David Garrard	16,003
3.	<b>Blake Bortles</b>	<b>11,366</b>
4.	Byron Leftwich	9,042



## FINAL FIVE

QB **Blake Bortles** produced 3,905 passing yards, 23 passing TDs and 359 rushing yards in 2016, making him one of three QBs in NFL history to register at least 3,900 passing yards, 20-plus passing TDs and rush for more than 300 yards in a single season, joining IND's **Andrew Luck** and G.B.'s **Aaron Rodgers**. Including 2015 (4,428 passing yards, 35 passing TDs and 310 rushing yards), Bortles became the second player in NFL history to register 3,900-plus passing yards, 20-plus passing TDs and rush for 300-plus yards in consecutive seasons.

### 3,900+ PASSING YARDS, 20+ PASSING TDs, 300+ RUSHING YARDS IN CONSECUTIVE SEASONS IN NFL HISTORY

Name	Seasons	Age	Total Pass Yds	Total Pass TDs	Total Rush Yds
<b>Blake Bortles</b>	2015-16	24	8,333	58	669
Aaron Rodgers	2009-10	27	8,356	58	672



## THE RUNNING QB

Since 2014, QB **Blake Bortles** has a 6.51-yard rushing avg., the highest among all QBs in the NFL with a minimum of 100 rushing attempts. In 2016, Bortles totaled 359 yards on 58 carries (6.19 rushing avg.), including three TDs. On Sunday, Bortles had three carries for 13 yards against Houston.

### MOST YARDS PER CARRY BY A QUARTERBACK, NFL, 2014-PRESENT (min. 100 attempts)

Rk.	Player	Att.	Rush Avg.
1.	<b>Blake Bortles</b>	169	6.51
2.	Russell Wilson	295	5.77
3.	Aaron Rodgers	175	5.73
4.	Tyrod Taylor	202	5.65



## FOURNETTE'S FIRST

Rookie RB **Leonard Fournette** rushed for 100 yards in his first NFL career game to become the first player in Jaguars history to rush for at least 100 yards in his NFL debut. Fournette also became the eighth player in NFL history to register at least 100 rushing yards, one-plus rushing TD and three-plus receptions in their NFL debut according to Pro Football Reference.

### AT LEAST 100 RUSHING YARDS, ONE-PLUS RUSHING TD AND THREE-PLUS RECEPTIONS IN NFL DEBUT

Year	Player	Rush Yds	Rush TD	Rec.
2017	<b>Leonard Fournette</b>	100	1	3
2017	Kareem Hunt	148	1	5
2012	Mikel Leshoure	100	1	4
2008	Matt Forte	123	1	3
1999	Edgerrin James	112	1	4
1982	Marcus Allen	116	1	4
1981	Randy McMillan	146	2	3
1979	William Andrews	167	1	3



## RUNNING THROUGH WEEK 1 LIKE...

Rookie RB **Leonard Fournette** rushed for 100 yards in Week 1 against the Texans, becoming just the second Jaguar to rush for 100 or more yards in a season opener.

### MOST RUSHING YARDS IN WEEK 1 IN JAGUARS HISTORY

Rk.	Player (Year)	Yards
1.	James Stewart (1998)	115
2.	<b>Leonard Fournette (2017)</b>	<b>100</b>
3.	Maurice Jones-Drew (2010)	98
4.	Maurice Jones-Drew (2011)	97
	Maurice Jones-Drew (2009)	97

# OFFENSIVE STATISTICS



## ABOVE AVERAGE

RB **Leonard Fournette** posted 100 rushing yards, 24 receiving yards and one rushing TD in NFL debut against Houston. Fournette is one of five NFL players to produce at least 100 total scrimmage yards and one TD in Week 1.

### 100-PLUS SCRIMMAGE YARDS AND AT LEAST ONE TD, NFL, WEEK 1, 2017 SEASON

Rk.	Player (Team)	Rush	Rec.	Scrim. Yds	TD
1.	Kareem Hunt (K.C.)	148	98	246	3
2.	Tyreek Hill (K.C.)	5	133	138	1
3.	Austin Hooper (ATL)	0	128	128	1
4.	<b>Leonard Fournette (JAX)</b>	<b>100</b>	<b>24</b>	<b>124</b>	<b>1</b>
5.	Tarik Cohen (CHI)	66	47	113	1



## ABOVE AVERAGE

WR **Allen Hurns** has posted a 15.2-yard receiving average since 2015, the NFL's fifth-highest mark among wide receivers with at least 90 receptions over the last three seasons.

### MOST YARDS PER RECEPTION BY WRs, NFL, 2015-PRESENT (min. 90 receptions)

Rk.	Player (Team)	Avg.	Rec.	Yds
1.	Sammy Watkins (BUF)	16.5	93	1,535
2.	Kenny Britt (CLE)	16.2	105	1,696
3.	T.Y. Hilton (IND)	16.1	163	2,629
4.	Alshon Jeffrey (CHI)	15.3	109	1,666
5.	<b>Allen Hurns (JAX)</b>	<b>15.2</b>	<b>102</b>	<b>1,550</b>
	Ted Ginn (CAR)	15.2	98	1,491



## THE UNDRAFTED

WR **Allen Hurns** begun his fourth season in the NFL as an undrafted player on Sunday. Below is where Hurns ranks among undrafted WRs through the first four seasons in receiving yards (19th), touchdowns (11th) and receptions (18th).

### RECEIVING YARDS THROUGH FIRST FOUR SEASONS BY UDFA WRs

Rk	Player (Years)	Rec.
18.	Wes Welker (2004-07)	2,296
19.	<b>Allen Hurns (2014-17)</b>	<b>2,227</b>
20.	Preston Dennard (1978-81)	2,218

### TOUCHDOWNS THROUGH FIRST FOUR SEASONS BY UDFA WRs

Rk	Player (Years)	Rec. TDs
9.	L. Taylor, B. Johnson	20
11.	<b>Allen Hurns (2014-17)</b>	<b>19</b>
12.	Three players	18

### RECEPTIONS THROUGH FIRST FOUR SEASONS BY UDFA WRs

Rk	Player (Years)	Receptions
15.	Three players	155
18.	<b>Allen Hurns (2014-17)</b>	<b>153</b>
19.	Perry Kemp (1987-90)	152



## MARQUEE LEE

In 2016, WR **Marqise Lee** threw a 21-yard TD pass to QB **Blake Bortles** in the fourth quarter against Tennessee in Week 16, registering his first career pass. Lee became the fourth non-QB in franchise history to throw a passing TD.

### NON-QB PASSING TDs, FRANCHISE HISTORY

Date	Player	Passing Yds	Result
Dec. 24, 2016	<b>Marqise Lee</b>	<b>20</b>	<b>W, 38-17</b>
Dec. 28, 2014	Cecil Shorts III	23	L, 17-23
Dec. 5, 2013	Ace Sanders	21	W, 32-28
Nov. 24, 2013	Maurice Jones-Drew	8	W, 13-8



## ONE OF A KIND

In 2016, WR **Marqise Lee** recorded three receiving TDs, one passing TD and one kickoff return for a TD to become one of 16 players in NFL history to have at least one receiving TD, one passing TD and one kickoff return for a TD in a single season and the first to do so since 1978.

### PLAYERS WITH AT LEAST ONE RECEIVING TD, ONE PASSING TD AND ONE KICKOFF RETURN FOR A TD IN A SINGLE SEASON IN NFL HISTORY

Year	Player	Team
2016	<b>Marqise Lee</b>	<b>Jacksonville</b>
1978	Joe Washington	Baltimore
1975	Terry Metcalf	St. Louis Cardinals
1974	Greg Pruitt	Cleveland
1973	Cotton Speyrer	Baltimore
1965	Gayle Sayers	Chicago
1963	Timmy Brown	Philadelphia
1962	Keith Lincoln	San Diego
1960	Bobby Mitchell	Cleveland
1946	Spec Sanders	New York Yankees
1946	Elroy Hirsch	Chicago Rockets
1943	Ned Mathews	Detroit
1941	George McAfee	Chicago
1937	Johnny Blood	Pittsburgh Pirates
1929	Jack Hagerty	New York Giants
1925	John Armstrong	Rock Island Independence



## UNDRAFTED ROOKIES

Since the Jaguars' inaugural season in 1995, there have been 42 undrafted rookies to make the club's opening day roster. In the last 10 years, the Jaguars have had at least one undrafted rookie on the opening day roster.

Year	Player
2017	<b>WR Keelan Cole</b>
2016	<b>S Jarrod Wilson</b>
2015	LB Thurston Armbrister, <b>RB Corey Grant</b> , CB Nick Marshall
2014	<b>WR Allen Hurns</b> , <b>G Tyler Shatley</b> , <b>OT Josh Wells</b>
2013	<b>DT Abry Jones</b> , LB LaRoy Reynolds, LS Carson Tinker
2012	DB Antwon Blake, WR Kevin Elliott, LB Julian Stanford, C Mike Brewster
2011	OT Cameron Bradfield, WR Jamar Newsome, CB Kevin Rutland
2010	LB Jacob Cutrera, OT Kevin Haslam, DE Aaron Morgan
2009	LB Russell Allen, DE Julius Williams
2008	CB Brian Witherspoon, CB Isaiah Gardner

# OFFENSIVE STATISTICS



## LEWIS PLAYS 150

In Week 7 of the 2016 season, TE **Mercedes Lewis** played in his 150th career game as a Jaguar. Lewis (155) has appeared in the fourth-most games in Jaguars history, trailing **Brad Meester** (209), **Jimmy Smith** (171) and **Josh Scobee** (168).

### GAMES PLAYED AS A JAGUAR

Rk.	Player (Years)	Games
1.	Brad Meester (2000-13) .....	209
2.	Jimmy Smith (1995-2005).....	171
3.	Josh Scobee (2004-14) .....	168
4.	<b>Mercedes Lewis (2006-16) ....</b>	<b>155*</b>
5.	Fred Taylor (1998-2008).....	140

\*Active player



## LUXURY MERCEDES

TE **Mercedes Lewis** has produced 28 career receiving TDs and 346 career receptions, both the third-most in franchise history.

### MOST RECEIVING TDs, FRANCHISE HISTORY

Rk.	Player (Years)	Games
1.	Jimmy Smith (1995-2005).....	67
2.	Keenan McCardell (1996-2001) ...	30
3.	<b>Mercedes Lewis (2006-16) .....</b>	<b>28</b>

### MOST RECEPTIONS, FANCHISE HISTORY

Rk.	Player (Years)	Receptions
1.	Jimmy Smith (1995-2005).....	862
2.	Keenan McCardell (1996-2001) ..	499
3.	<b>Mercedes Lewis (2006-16) .....</b>	<b>351</b>



## FRANCHISE 4000

In Week 17 of the 2015 season, TE **Mercedes Lewis** caught one pass for 45 yards, his longest reception of the 2015 season. On that catch, Lewis eclipsed the 4,000-yard mark for his NFL career. Lewis (4,168) joins former WRs **Jimmy Smith** (12,287 from 1995-2005) and **Keenan McCardell** (6,393 from 1996-2001) as the only players in Jaguars history to record at least 4,000 career receiving yards.

### MOST RECEIVING YARDS, FRANCHISE HISTORY

Rk.	Player (Years)	Yards
1.	Jimmy Smith (1995-2005) .....	12,287
2.	Keenan McCardell (1996-2001) .....	6,393
3.	<b>Mercedes Lewis (2006-16) .....</b>	<b>4,184</b>
4.	Maurice Jones-Drew (2006-13) .....	2,873



## TOP TIGHT END

Twelfth-year TE **Mercedes Lewis** ranks first in Jaguars history in receptions (1,706), receiving yards(1,003) and receiving TDs (11,241) by a TE.

### MOST RECEPTIONS BY A TE, FRANCHISE HISTORY

Rk.	Player	Receptions
1.	<b>Mercedes Lewis</b>	<b>351</b>
2.	Kyle Brady	241
3.	Pete Mitchell	191

### MOST RECEIVING YARDS BY A TE, FRANCHISE HISTORY

Rk.	Player	Yards
1.	<b>Mercedes Lewis</b>	<b>4,184</b>
2.	Kyle Brady	2,500
3.	Pete Mitchell	2,091

### MOST RECEIVING TDs BY A TE, FRANCHISE HISTORY

Rk.	Player	TDs
1.	<b>Mercedes Lewis</b>	<b>28</b>
2.	Kyle Brady	13
3.	Damon Jones	11
	Pete Mitchell	11



## TIGHT ENDS STAYING PUT

TE **Mercedes Lewis** has played in 155 career games as a Jaguar, the fourth-longest tenure among active TEs who have played their entire career with the team that drafted them.

### MOST GAMES PLAYED BY A TIGHT END FOR ONE TEAM, NFL, ACTIVE PLAYERS

Rk.	Player (Team)	Games
1.	Jason Witten (DAL) .....	224
2.	Antonio Gates (LAC) .....	204
3.	Brent Celek (PHI).....	160
4.	<b>Mercedes Lewis (JAX) .....</b>	<b>155</b>
5.	Greg Olsen (CAR).....	89



# DEFENSIVE STATISTICS

## TEAM TAKEAWAY

The Jaguars defense registered four takeaways against Houston on Sunday, and finished the game with a +4 turnover margin (offense registered zero turnovers). The Jaguars were able to score 16 points from the four takeaways, including a 56-yard fumble return for a TD.

### TEAMS WITH FOUR-OR-MORE TAKEAWAYS, NFL, WEEK 1

Team	Takeaways	Points Scored
Baltimore	5	10
Jacksonville	4	16
Detroit	4	19
Philadelphia	4	8

## QB HITS

On Sunday, the Jaguars posted 10 QB hits against Houston, tied for the most in the NFL with Atlanta. Since Week 15 of the 2016 season, Jacksonville has posted 26 QB hits, the second-most in the NFL. The following players registered QB hits: **Calais Campbell** – 5; **Abry Jones** – 2; **Lerentee McCray** – 2; **Malik Jackson** – 1.

### MOST QB HITS, NFL, WEEK 16, 2016-PRESENT

Rank	Team	QB Hits
1.	Arizona	27
2.	Jacksonville	26
3.	Dallas	23
	Philadelphia	23
	Carolina	23

## BRING IT BACK

The Jaguars' defense recorded six tackles for loss in Week 1 against the Texans, tied for the fourth-most in the NFL, trailing L.A. Rams (9), Pittsburgh (7) and Baltimore (7).

### MOST TFLs, NFL, 2017

Rk.	Team	TFLs
1.	Los Angeles Rams	9
2.	Pittsburgh	7
	Baltimore	7
4.	Jacksonville	6
	Kansas City	6
	Atlanta	6
	Green Bay	6
	New York Jets	6

## DEFENSE DOMINATES FIRST HALF

The Jaguars defense held the Texans to 52 total net yards in the first half of the game. That marks the team's second-lowest total net yards by an opponent in the past 10 years.

### THE LEAST TOTAL NET YARDS BY AN OPPONENT, JAGUARS, 2008-PRESENT

Team	Season	Week	Total Net Yds
Baltimore	2011	7	16
Houston	2017	1	52
Miami	2014	8	56
Houston	2013	12	60
Buffalo	2016	12	63

## TOP DEFENSE THROUGH WEEK 1

After holding Houston's offense to 203 total net yards, including just 110 receiving yards, Jacksonville's defense ranks first in total yards per game and passing yards per game in the NFL. Below is a breakdown of the top five defenses after Week 1 of the 2017 season:

### NFL RANKINGS FOR TOP FIVE DEFENSES, WEEK 1, 2017

Team	Total Yds/Gm	Rush Yds/Gm	Pass Yds/Gm
Jacksonville	1	18	1
Buffalo	2	3	T-9
Carolina	3	5	7
Baltimore	4	14	5
L.A. Rams	T-5	11	6
Green Bay	T-5	17	4

## IT'S TACKLE TIME

Dating back to his rookie campaign in 2007, LB **Paul Posluszny** has produced 100 games with seven-or-more tackles, the most such games in the NFL over that span.

### MOST GAMES WITH SEVEN-PLUS TACKLES, NFL, 2007-PRESENT

Rk.	Player	Games
1.	Paul Posluszny	100
2.	D'Qwell Jackson	97
3.	Karlos Dansby	93
4.	Chad Greenway	84
5.	David Harris	82

## POZ MOVES INTO SECOND

LB **Paul Posluszny** ranks second on the Jaguars all-time tackles list with 920 career tackles in 85 games (10.8 tackles per game). With 10 tackles against Kansas City in Week 9, Posluszny surpassed **Donovin Darius** (858) and moved into second on the team's career tackles list. He is 172 tackles away from breaking the team record currently held by **Daryl Smith**.

### JAGUARS ALL-TIME TACKLES

Player	Tackles
Daryl Smith (2004-12)	1,089
Paul Posluszny (2011-16)	920
Donovin Darius (1998-2006)	858
Mike Peterson (2003-08)	837
Kevin Hardy (1996-2001)	789
John Henderson (2002-09)	563
Rashean Mathis (2003-12)	554
Akin Ayodele (2002-05)	489

## BALANCED PLAY POZ

LB **Paul Posluszny** (14.5-15) is one of only three active NFL players to record 14-plus sacks and 14-plus INTs since 2007, joining CLE's **Karlos Dansby** (25.0-15) and K.C.'s **Derrick Johnson** (21.0-14).

### 14+ SACKS & 14+ INTs, NFL, 2007-PRESENT

Player	Sacks	INTs
Paul Posluszny	14.5	15
Karlos Dansby	25.0	15
Derrick Johnson	21.0	14

# DEFENSIVE STATISTICS



## SMITH STANDS OUT

Since becoming a full-time starter in Week 12 of the 2014 season, LB **Telvin Smith** ranks second in the NFL with 311 tackles, trailing only SEA's **Bobby Wagner** (344).

### MOST TACKLES, NFL, WEEK 12, 2014 - PRESENT

Rk.	Player (Team)	Total	Solo	Asst.
1.	Bobby Wagner (Sea.)	344	198	146
2.	<b>Telvin Smith (Jax.)</b>	<b>311</b>	<b>241</b>	<b>70</b>
3.	Preston Brown (Buf.)	290	58	132
4.	Johnathan Cyprien (Ten.)	287	106	81
5.	D'Qwell Jackson (Ind.)	285	172	113



## TOP OF HIS CLASS

Over the last 15 seasons, Jaguars fourth-year LB **Telvin Smith's** 352 tackles (269 solo) through three seasons are the fourth-most by a player drafted in the fifth round or later through their first three years, according to Pro Football Reference.

### MOST TACKLES THROUGH FIRST FOUR YEARS, NFL, DRAFTED FIFTH ROUND-OR-LATER, 2003-17

Rk.	Player (Year)	Total	Solo	Asst.
1.	Erik Coleman (2004-07)	373	256	117
2.	Cato Jun (2003-06)	362	254	108
3.	Gibril Wilson (2004-07)	360	291	69
4.	<b>Telvin Smith (2014-17)*</b>	<b>352</b>	<b>270</b>	<b>82</b>
5.	Antoine Bethea (2006-09)	351	257	94

(\*still has 15 games left in fourth season)

Playing in his fourth NFL season, LB **Telvin Smith** produced 352 career tackles so far according to Pro Football Reference, the second-most by a Jaguars player in his first four seasons.

### MOST TACKLES IN FIRST FOUR NFL SEASONS IN JAGUARS HISTORY

Rk.	Player (Years)	Total	Solo	Asst.
1.	Jonathan Cyprien (2013-16)	449	339	110
3.	<b>Telvin Smith (2014-17)*</b>	<b>352</b>	<b>270</b>	<b>82</b>
2.	Akin Ayodele (2002-05)	343	274	69
4.	Kevin Hardy (1996-99)	321	273	7

(\*still has 15 games left in fourth season)



## ALL OR NOTHING

LB **Telvin Smith** joins T.B.'s **Lavonte David**, CAR's **Luke Kuechly**, BAL's **C.J. Mosley** and BUF's **Preston Brown** as the only NFL players with 325-plus tackles and multiple FFs, FRs and INTs since the start of 2014 according to 360 Sports Radar.

### 325+ TACKLES WITH MULTIPLE FORCED FUMBLES, FUMBLE RECOVERIES & INTERCEPTIONS, 2014-PRESENT

Name (Team)	Tackles	Solo	Asst.	FFs	FRs	INTs
Lavonte David (T.B.)	380	253	127	10	5	4
Luke Kuechly (Car.)	380	251	129	4	2	7
Preston Brown (Buf.)	363	205	158	2	4	3
<b>Telvin Smith (Jax.)</b>	<b>347</b>	<b>266</b>	<b>81</b>	<b>3</b>	<b>3</b>	<b>4</b>
C.J. Mosley (Bal.)	335	222	123	3	3	7



## JACKED UP MYLES

Second-year LB **Myles Jack** started at LB against Houston and recorded a career-high 14 tackles (eight solo) and one tackle for a loss. It was his first 10+ tackle performance of his career and also was second-most tackles in the NFL in Week 1.

### MOST TACKLES, NFL, WEEK 1, 2017

Rk.	Name (Team)	Tackles	Solo	Asst.
1.	B.J. Goodson (NYG)	18	14	4
2.	<b>Myles Jack (JAX)</b>	<b>14</b>	<b>8</b>	<b>6</b>
	Demario Davis (NYJ)	14	8	6
	Jatavis Brown (LAC)	14	11	3
5.	Ramon Humber (BUF)	13	12	1



## WELCOME TO THE SACK PARTY

The Jaguars defense recorded 10.0 sacks against the Texans, a single-game franchise record, in the 2017 season opener. In Sunday's game, the following players registered sacks: **Calais Campbell** - 4.0; **Yannick Ngakoue** - 2.0; **Lerentee McCray** - 1.5; **Malik Jackson** - 1.0; **Dante Fowler Jr.** - 1.0; **Aby Jones** - 0.5.

### MOST SACKS IN A GAME IN JAGUARS HISTORY

Date	Opponent	Sacks
<b>Sept. 10, 2017</b>	<b>Houston</b>	<b>10.0</b>
Nov. 7, 1999	Atlanta	9.0
Nov. 9, 2008	Detroit	7.0
Sept. 16, 2007	Atlanta	7.0

Since 2014, Jacksonville becomes only the second team to record 10.0 sacks in one game (Washington, Week 2 of 2014) and just the sixth team to record 9.0 or more sacks in a game.

### MOST SACKS IN A GAME, 2014-PRESENT

Team	Date	Sacks
<b>Jacksonville</b>	<b>Sept. 10, 2017</b>	<b>10.0</b>
San Diego	Dec. 12, 2016	9.0
Arizona	Dec. 27, 2015	9.0
Cleveland	Dec. 13, 2015	9.0
Philadelphia	Nov. 10, 2014	9.0
Washington	Sept. 14, 2014	10.0



## CAMPBELL MAKING MOVES IN JAX

In his first game as a Jaguar, DL **Calais Campbell** recorded a career-high 4.0 sacks, which are a single-game franchise record for the Jaguars and the third-most on kickoff weekend in NFL history, trailing only **Derrick Thomas'** 6.0 sacks in 1998 and **William Gay's** 5.5 sacks in 1983.

### MOST SACKS BY A PLAYER IN A GAME IN JAGUARS HISTORY

Player	Date	Sacks
<b>Calais Campbell</b>	<b>9/10/17 at HOU</b>	<b>4.0</b>
Chris Clemons	11/23/14 at IND	3.0
Paul Spicer	9/25/05 at NYJ	3.0
John Henderson	10/6/02 vs. PHI	3.0
Kelvin Prichett	10/5/97 vs. CIN	3.0



## GLASS HALF FULL

DL **Calais Campbell** totaled 3.5 sacks in the first half of the game against the Texans, the most sacks by a single player in a half since 2015, joining OAK's **Khalil Mack** (5.0 in Week 14, 2015) and MIA's **Cameron Wake** (4.0 in Week 6, 2015).



# DEFENSIVE STATISTICS

## CAMPBELL'S CHUNK OF THE QB'S

DL **Calais Campbell** has totaled 5.0-plus sacks in eight consecutive seasons (dating back to 2009) entering 2017, tied for the NFL's third-longest active streak during which he has totaled 56.5 sacks. After posting 4.0 sacks against Houston in Week 1, Campbell needs one more sack this season to register his ninth consecutive season with at least 5.0 sacks.

### MOST CONSECUTIVE SEASONS WITH 5.0-PLUS SACKS, NFL

Rk.	Player	Seasons (Sacks)
1.	Julius Peppers	9 (87.5)
	Cliff Avril	9 (73.0)
3.	Cameron Wake	8 (81.5)
	Clay Matthews	8 (72.5)
	<b>Calais Campbell</b>	<b>8 (56.5)</b>
	Ahmad Brooks	8 (51.5)

## CALAIS CLIMBS THE CHARTS

According to TruMedia, DL **Calais Campbell** has totaled at least 50 tackles and 5.0 sacks in each of the last seven seasons, the NFL's longest active streak. Campbell is also one of five active NFL players to record 50 tackles and 5.0-plus sacks in seven or more seasons.

### MOST CONSECUTIVE SEASONS WITH 5.0-PLUS SACKS & 50-PLUS TACKLES, NFL

Player	Seasons	Sacks	Tackles
<b>Calais Campbell</b>	<b>7</b>	<b>49.5</b>	<b>425</b>
Ndamukong Suh	3	19.5	186
Whitney Mercilus	3	24.5	155

## KEEP IT ON THE DL

DL **Malik Jackson** posted three solo tackles, including one for a loss, 1.0 sack, and one PD against Houston in the 2017 season opener. Since Week 1 of the 2013 season, DLs Jackson (20) and **Calais Campbell** (18) rank in the top-10 in the NFL for passes defended among defensive linemen.

### PASSES DEFENSED BY A DEFENSIVE LINEMAN, NFL, 2013-PRESENT

Rk.	Player	PDs
1.	Carlos Dunlap	26
2.	J.J. Watt	25
3.	Jason Pierre-Paul	24
4.	<b>Malik Jackson</b>	<b>20</b>
	Ndamukong Suh	20
	Cameron Jordan	20
7.	Muhammad Wilkerson	19
8.	<b>Calais Campbell</b>	<b>18</b>
9.	Jared Crick	17
	Cameron Heyward	17

## TFLs IN THE NFL

DL **Calais Campbell** has totaled 12-plus tackles for loss in seven consecutive seasons (dating back to 2010), the NFL's longest active streak during which has totaled 107 tackles for loss. Campbell has two tackles for loss so far in 2017.

### MOST CONSECUTIVE SEASONS WITH 12-PLUS TFLs, NFL

Rk.	Player (Team)	Seasons (TFLs)
1.	<b>Calais Campbell (JAX)</b>	<b>7 (81)</b>
2.	Ryan Kerrigan (WAS)	4 (60)
3.	Khalil Mack (OAK)	3 (53)
	Michael Bennett (SEA)	3 (46)

## YANNY'S BIG DAY

On Sunday, DE **Yannick Ngakoue** recorded 2.0 sacks, his first multi-sack game of his career, and two forced fumbles against the Texans. Ngakoue is one of five players to record at least 2.0 sacks and two forced fumbles in a game since 2016. He is the only one to do so in 2017 so far.

### 2.0-PLUS SACKS & AT LEAST TWO FORCED FUMBLES IN A GAME, NFL, 2016-PRESENT

Player	Date	Sack	FF
<b>Yannick Ngakoue</b>	<b>Sept. 10, 2017</b>	<b>2.0</b>	<b>2</b>
Terrell Suggs	Nov. 27, 2016	2.0	2
Cameron Wake	Nov. 6, 2016	2.0	2
Vic Beasley	Oct. 9, 2016	3.5	2
Erik Walden	Sept. 25, 2016	2.0	2

## SCOOP-AND-SCORE

In the second quarter against the Texans, second-year DE **Yannick Ngakoue** sacked Texans QB **Tom Savage** and forced a fumble, which was recovered by third-year DE **Dante Fowler Jr.** Fowler took the fumble 53 yards for a TD, becoming the first Jaguars player to score a fumble return for TD since **Andre Branch** on Dec. 13, 2015 against the Colts.

## DON'T MESS WITH JAX

The Jaguars joined the 1985 L.A. Raiders as the only teams to record 10.0-plus sacks and a defensive TD in a season opener. In the past 15 years, Jacksonville is just one of two teams to accomplish that feat in a regular season game.

### AT LEAST 10.0 SACKS AND ONE DEFENSIVE TD IN A GAME, 2002-PRESENT

Date	Team	Sacks	Def. TD
<b>Sept. 9, 2017</b>	<b>Jacksonville</b>	<b>10.0</b>	<b>1</b>
Sept. 30, 2007	New York Giants	12.0	1

## YANNY'S ROOKIE SACK RECORD

In 2016, DE **Yannick Ngakoue** set the franchise record for sacks in a season by a rookie when he took down Colts QB **Andrew Luck** in the second quarter of the team's regular season finale to register his eighth sack of the season. After registering a sack in Week 17, Ngakoue finished the season with a sack in back-to-back games. Below is a look at the Jaguars rookie sack record:

### MOST SACKS BY ROOKIE, FRANCHISE HISTORY

Rk.	Player	Year	Sack
1.	<b>Yannick Ngakoue</b>	<b>2016</b>	<b>8.0</b>
2.	Tony Brackens	1996	7.0
3.	John Henderson	2002	6.5
4.	Kevin Hardy	1996	5.5
5.	Tyson Alualu	2010	3.5
	Derrick Harvey	2008	3.5
	Bobby McCray	2004	3.5

## NGAKOUE NEWS

In 2016, DE **Yannick Ngakoue** became the fifth rookie in NFL history to record 8.0-plus sacks, four-plus forced fumbles and at least one INT, and the first to do so in the past 10 seasons.

### 8.0+ SACKS, FOUR-PLUS FORCED FUMBLES AND AT LEAST ONE INTERCEPTION BY A ROOKIE IN NFL HISTORY

Year	Player (Team)	Sacks	FFs	INTs
<b>2016</b>	<b>Yannick Ngakoue (JAX)</b>	<b>8.0</b>	<b>4</b>	<b>1</b>
2006	Tamba Hali (K.C.)	8.0	5	1
2003	Terrell Suggs (BAL)	12.0	5	1
2002	Julius Peppers (CAR)	12.0	5	1
1986	Charles Haley (S.F.)	12.0	4	1

# DEFENSIVE STATISTICS



## RAMSEY READY

CB **Jalen Ramsey** posted three PDs on Sunday against the Texans, tied for the most in the NFL in Week 1. This also marks Ramsey's third-highest in a game in his career (12/18 at HOU, 5; 12/24 vs. TEN, 4).

### MOST PDs IN THE NFL, 2017

Rk.	Player (Team)	PDs
1.	<b>Jalen Ramsey (JAX)</b>	3
	Quandre Diggs (DET)	3
	Josh Norman (WAS)	3
	Robert Alford (ATL)	3
5.	15 players	2



## DIVISION DOMINATOR

Since December 2016, CB **Jalen Ramsey** has totaled 13 PDs against AFC South opponents, the most PDs against division opponents in the NFL during that span. On Sunday, Ramsey had three PDs against Houston.

### MOST PDs AGAINST DIVISION OPPONENTS, DECEMBER 2016-PRESENT

Rk.	Player (Division)	PDs
1.	<b>Jalen Ramsey (AFCS)</b>	13
2.	Leodis McKelvin (NFCE)	7
3.	Cre'von LeBlanc (NFCN)	6
	Keith Tandy (NFCS)	6
	Brent Grimes (NFCS)	6



## QB'S WORST NIGHTMARES

In 2016, UFA CB **A.J. Bouye** posted 16 passes defensed with the Texans and 2016 first-round pick CB **Jalen Ramsey** totaled 14 passes defensed. Now teammates, Bouye finished tied for fourth and Ramsey ninth in passes defensed in the AFC in 2016. Ramsey ranked first among all rookies in passes defensed in 2016.

### PASSES DEFENSED, AFC, 2016

Rk.	Player (Team)	PDs
1.	Casey Hayward (S.D.)	20
	Marcus Peters (K.C.)	20
3.	Malcolm Butler (N.E.)	17
4.	David Amerson (Oak.)	16
	Steven Nelson (K.C.)	16
	<b>A.J. Bouye (Hou.)</b>	16
7.	Byron Maxwell (Mia.)	15
	Carlos Dunlap (Cin.)	15
9.	<b>Jalen Ramsey (Jax.)</b>	14
	Ross Cockrell (Pit.)	14



## FREE BOUYE

Among undrafted CBs in the NFL, **A.J. Bouye** ranks fourth with 125 tackles (103 solo) since 2014.

### MOST TACKLES BY AN UNDRAFTED CB, 2014-PRESENT

Rk.	Player	Games	Tackles
1.	Chris Harris Jr.	49	177
2.	Brent Grimes	47	163
3.	Antwon Blake	47	148
4.	<b>A.J. Bouye</b>	37	125
5.	Nickell Robey	49	120



## GOING TO CHURCH

S **Barry Church** recorded six tackles (three solo) against Houston It was Church's sixth consecutive game with at least five tackles. Since 2010, Church has totaled 468 tackles, which ranks ninth among safeties in the NFL over that span. Church is the only undrafted player in the top-15.

### MOST TACKLES BY A SAFETY, 2010-16, NFL

Rk.	Player	Games	Tackles	Draft
1.	Eric Weddle	110	649	2007 (37th)
2.	Morgan Burnett	91	619	2010 (71st)
3.	Malcolm Jenkins	106	553	2009 (14th)
4.	Reshad Jones	94	542	2010 (163rd)
5.	Earl Thomas	108	538	2010 (14th)
6.	Kam Chancellor	101	527	2010 (133rd)
7.	Reggie Nelson	110	510	2007 (21st)
8.	Patrick Chung	94	506	2009 (34th)
9.	<b>Barry Church</b>	91	468	---
10.	Antoine Bethea	72	455	2006 (207th)



## NO FLY ZONE

Since 2013, FS **Tashaun Gipson** ranks tied for third in the NFL among safeties with 14 INTs. Gipson recorded an INT in Week 1 against the Texans. Gipson also has two INTs for a TD over the past five seasons.

### MOST INTERCEPTIONS BY A SAFETY, NFL, 2013-PRESENT

Rk.	Player	Games	INT	TD
1.	Reggie Nelson	64	19	0
	Glover Quin	65	17	1
3.	<b>Tashaun Gipson</b>	57	15	2
	Quintin Demps	60	15	0
5.	Kurt Coleman	61	14	2

# SPECIAL TEAMS STATISTICS



## SPECIAL TEAMS STOPS

In 2016, the kickoff unit held opponents to a 16.3-yard return avg., the second-best in the NFL (min. 50 KOs). The Denver Broncos, who were coached by Jaguars' Special Teams Coordinator **Joe DeCamillis**, had the best opponent kickoff return average (15.7). The 16.3-yard opponent kick return avg. in 2016 was the best in franchise history in the past 10 years.

### OPPONENT KICKOFF AVERAGE, NFL, 2016 (min. 50 kickoff attempts)

Rank	Team	KOs	KR Yds	KR Avg.
1.	Denver	79	440	15.7
2.	Jacksonville	76	261	16.3
3.	Cleveland	57	379	16.5
4.	Carolina	86	399	17.3
5.	Philadelphia	87	712	17.4

### OPPONENT KICKOFF AVERAGE IN FRANCHISE HISTORY, 2007-16 (min. 50 kickoff attempts)

Rank	Team	KOs	KR Yds	KR Avg.
1.	2016	76	261	16.3
2.	2008	66	1,015	18.1
3.	2014	63	475	18.3



## TOP PERCENT

K **Jason Myers** has made 56-of-68 (82.4 pct.) career FGs, including 27-of-36 (75.0 pct.) from 40-plus yards. Myers' 82.4 career FG pct. is the highest in Jaguars history among kickers with at least 25 FG attempts. Myers also ranks first in team history with his 75.0 FG pct. on kicks from 40-plus yards (min. five FG attempts from 40-plus yards). Myers has converted 10-of-16 FGs from 50-plus yards, including made kicks from 52 (11/20/16 at DET), 54 (11/13/16 vs. HOU), 50 (09/11/16 vs. G.B.), 51 (11/29/15 vs. S.D.), 53 (11/15/15 at BAL), 58 yards (09/20/15 vs. MIA), 56 (12/24/16 vs. TEN) and 50 yards (12/24/16 vs. TEN).

### JAGUARS ALL-TIME KICKERS BY YEAR

Name (Years)	Games	XPM/XPA	XP%	FGM/FGA	FG%
Jason Myers (2015-16)	32	61/72	84.7	56/68	82.4
Josh Scobee (2004-14)	168	317/322	98.4	235/291	80.8
John Carney (2007)	8	20/21	95.2	9/11	81.8
Seth Marler (2003)	16	30/30	100.0	20/33	60.6
Danny Boyd (2002)	4	7/7	100.0	5/5	100.0
Richie Cunningham (2002)	1	2/2	100.0	1/1	100.0
Hayden Epstein (2002)	6	13/13	100.0	5/9	55.6
Tim Seder (2002)	5	11/11	100.0	8/12	66.7
Steve Lindsey (1999-2000)	26	5/5	100.0	5/7	71.4
Mike Hollis (1995-2001)	108	239/242	98.8	175/217	80.6



## TOUCHBACKS

In 2016, K **Jason Myers** had 60 touchbacks on 76 kickoffs for a 78.9 touchback pct., marking the highest touchback pct. in the league with at least 10 kickoff attempts.

### TOUCHBACK PERCENTAGE, NFL, 2016 (min. 10 kickoff attempts)

Rank	Name (Team)	KOs	TBs	TB %
1.	Jason Myers (JAX)	76	60	78.9
2.	Josh Lambo (LAC)	91	67	73.6
3.	Graham Gano (CAR)	86	83	73.3
4.	Ryn Succop (TEN)	82	58	70.7
	Dustin Hopkins (WAS)	92	65	70.7



## BEND IT LIKE NORTMAN

P **Brad Nortman** ranked seventh in the NFL with a 46.6 gross punt avg. (min. 50 punts). In 2016, Nortman trailed only IND's **Pat McAfee**, OAK's **Marquette King** and HOU's **Shane Lechler** in the AFC in gross punting avg.

### GROSS PUNTING AVERAGE, NFL, 2016 (min. 50 punts)

Rk.	Player (Team)	Avg.
1.	Pat McAfee (IND)	49.3
2.	Marquette King (OAK)	48.6
3.	Sam Martin (DET)	48.5
4.	Thomas Morstead (N.O.)	48.3
5.	Johnny Hekker (LAR)	47.8
6.	Shane Lechler (HOU)	47.5
7.	Brad Nortman (JAX)	46.6
8.	Kevin Huber (CIN)	46.3
	Drew Kaser (LAC)	46.3
10.	Brad Wing (NYG)	46.2

Nortman's 46.6 gross punt avg. ranked third in franchise history.

### GROSS PUNTING AVERAGE, SINGLE-SEASON, FRANCHISE HISTORY (min. 50 punts)

Rk.	Player (Season)	Avg.
1.	Bryan Anger (2012)	47.8
2.	Bryan Anger (2014)	47.5
3.	Brad Nortman (2016)	46.6
4.	Bryan Anger (2013)	46.3



## LEE ON THE LOOSE

WR **Marqise Lee** averaged 30.3 yards per kick return in 2016, the second-highest avg. among NFL players with at least 15 kick returns.

### KICK RETURN AVERAGE, NFL, 2016 (min. 15 kick return attempts)

Rk.	Player	Att.	Avg.
1.	Cordarrelle Patterson	25	31.7
2.	Marqise Lee	18	30.3
3.	Jordan Todman	16	29.9
4.	Alex Erickson	29	27.9
5.	Benny Cunningham	22	27.2



## LEE'S HOUSE

WR **Marqise Lee** returned a franchise record-tying 100-yard kick return for a TD in Week 15 of the 2016 season against Houston. Lee's score was the team's first kickoff returned for a TD since **Maurice Jones-Drew's** 100-yard return on Nov. 4, 2007 at New Orleans and just the seventh time in franchise history that a Jaguar returned a kickoff for a TD.

### KICKOFF RETURN TDs, FRANCHISE HISTORY

Season	Player	Yards
2016	Marqise Lee	100
2007	Maurice Jones-Drew	100
2006	Maurice Jones-Drew	93
2005	Derrick Wimbush	91
2001	Elvis Joseph	95
1999	Alvis Whitted	98
1997	Reggie Barlow	92
1995	Jimmy Smith	89



# LAST TIME IT HAPPENED..



## TEAM

### OVERTIME GAME WON

By Jaguars — Jaguars 23, St. Louis 20, 10/18/09  
By Opponents — at Indianapolis 16, Jaguars 13, 10/4/15

### SHUTOUT

By Jaguars — Jaguars 41, New York Jets 0, 10/8/06  
By Opponents — at Seattle 41, Jaguars 0, 10/11/09

### SCORELESS FIRST HALF

By Jaguars — Jaguars 0, Tennessee 27, 10/27/16  
(Final: Tennessee 36, Jacksonville 22)  
By Opponents — Houston 0, Jacksonville 19, 9/10/17  
(Final: Jacksonville 29, Houston 7)

### SCORELESS SECOND HALF/OT

By Jaguars — Jaguars 0, Indianapolis 6, 10/4/15  
(Final: Indianapolis 16, Jaguars 13)  
By Opponents — Cleveland 0, Jaguars 17, 10/19/14  
(Final: Jaguars 24, Cleveland 6)

### 400 TOTAL YARDS

By Jaguars — Jaguars at Indianapolis, 470 yards, 1/1/17  
By Opponents — Tennessee vs. Jaguars, 494 total yards, 10/27/16

### 500 TOTAL YARDS

By Jaguars — Jaguars vs. Baltimore, 519 total yards, 9/20/98  
By Opponents — New Orleans vs. Jaguars, 537 total yards, 12/27/15

### 50 POINTS SCORED

By Jaguars — Jaguars vs. Indianapolis, 51 points (51-16), 12/13/15  
By Opponents — New England vs. Jaguars, 51 points (51-17), 9/27/15



## OFFENSE

### 100 YARDS RUSHING

By Jaguars — Leonard Fournette at Houston (100 yards), 9/10/17  
By Opponents — LeSean McCoy of Buffalo (103 yards), 11/27/16

### 200 YARDS RUSHING

By Jaguars — Fred Taylor at Pittsburgh (234 yards), 11/19/00  
By Opponents — Chris Johnson of Tennessee (228 yards), 11/1/09

### 300 YARDS PASSING

By Jaguars — Blake Bortles at Indianapolis (301 yards), 1/1/17  
By Opponents — Andrew Luck of Indianapolis (321 yards), 1/1/17

### 400 YARDS PASSING

By Jaguars — Mark Brunell vs. St. Louis (421 yards), 9/10/00  
By Opponents — Drew Brees of New Orleans (412 yards), 12/27/15

### 100 YARDS RECEIVING

By Jaguars — Allen Robinson vs. Tennessee (147 yards), 12/24/16  
By Opponents — Adam Thielen of Minnesota (101 yards), 11/11/16

### 200 YARDS RECEIVING

By Jaguars — Justin Blackmon at Houston (236 yards), 11/18/12  
By Opponents — Josh Gordon of Cleveland (261 yards), 12/01/13

### 100 YARDS RUSHING IN A HALF

By Jaguars — Maurice Jones-Drew at Tennessee (107 in 2nd half), 12/5/10  
By Opponents — Rashard Mendenhall of Pittsburgh (113 in 1st half), 10/16/11

### TWO 100-YARD RUSHERS IN SAME GAME

By Jaguars — R. Jennings (109 yards) & M. Jones-Drew (101 yards) vs. Oakland, 12/12/10  
By Opponents — None



## OFFENSE

### 100 YARDS RECEIVING IN A HALF

By Jaguars — Allen Robinson vs. Tennessee (103 in 1st half), 12/24/16  
By Opponents — Brandin Cooks of New Orleans (107 in 1st half), 12/27/15

### TWO 100-YARD RECEIVERS IN SAME GAME

By Jaguars — A. Robinson (151 yards, TD) & A. Hurns (106 yards, 2 TDs) at New Orleans, 12/27/15  
By Opponents — R. Matthews (115 yards) & J. Landry (110 yards) of Miami, 9/20/15

### THREE TOUCHDOWNS IN A GAME

By Jaguars — Allen Robinson (3 receiving) at Tennessee, 11/13/16  
By Opponents — LaGarrette Blount (3 rushing) of New England, 9/28/15

### FOUR TOUCHDOWNS IN A GAME

By Jaguars — Maurice Jones-Drew (2 rushing, 2 receiving) vs. Tampa Bay, 12/11/11  
By Opponents — None

### 30 COMPLETIONS IN A GAME

By Jaguars — Blake Bortles vs. Houston (32-of-49 passes), 11/13/16  
By Opponents — Brian Hoyer of Chicago (30-of-49 passes), 10/16/16

### THREE TOUCHDOWN PASSES

By Jaguars — Blake Bortles at Tennessee, 10/27/16  
By Opponents — Philip Rivers of San Diego, 9/18/16

### FOUR TOUCHDOWN PASSES

By Jaguars — Blake Bortles at New Orleans, 12/27/15  
By Opponents — Philip Rivers of San Diego, 9/18/16

### FIVE TOUCHDOWN PASSES

By Jaguars — Blake Bortles at Tennessee, 12/6/15  
By Opponents — Drew Brees of New Orleans, 12/27/15

### TWO TOUCHDOWN RECEPTIONS

By Jaguars — Allen Robinson vs. Baltimore, 9/25/16  
By Opponents — Travis Benjamin of San Diego, 9/18/16

### THREE TOUCHDOWN RECEPTIONS

By Jaguars — Allen Robinson at Tennessee, 12/6/15  
By Opponents — Randy Moss of New England, 12/27/09

### TWO TOUCHDOWNS RUSHING

By Jaguars — Denard Robinson vs. Jacksonville, 11/9/14  
By Opponents — LeSean McCoy of Buffalo, 11/27/16

### THREE TOUCHDOWNS RUSHING

By Jaguars — Maurice Jones-Drew vs. St. Louis, 10/18/09  
By Opponents — LeGarrette Blount of New England, 9/27/15

### TD PASS BY NON-QB

By Jaguars — Marqise Lee (20 yards) vs. Tennessee, 12/24/16  
By Opponents — Willi Davis (22 yards) of Tennessee Oilers, 11/16/97

# LAST TIME IT HAPPENED..



## DEFENSE

### INTERCEPTED PASS RETURNED FOR A TOUCHDOWN

By Jaguars — Jalen Ramsey (30 yards) vs. Tennessee, 12/24/16  
By Opponents — Rafael Bush of Detroit (39 yards), 11/20/16

### FUMBLE RETURNED FOR A TOUCHDOWN

By Jaguars — Dante Fowler Jr. at Houston (53 yards), 9/10/17  
By Opponents — Wesley Woodyard of Tennessee (3 yards), 12/6/15

### TWO FORCED FUMBLES

By Jaguars — Yannick Ngakoue at Houston, 9/10/17  
By Opponents — John Abraham of Atlanta, 12/15/11

### TWO SACKS

By Jaguars — C. Campbell (4.0) & Y.Ngakoue (2.0) at Houston, 9/10/17  
By Opponents — Marcell Dareus of Buffalo (2.0), 11/27/16

### THREE SACKS

By Jaguars — Calais Campbell at Houston (4.0), 9/10/17  
By Opponents — W. Mercilus (3.5) & J. Watt of Houston (3.0), 1/3/16

### FOUR SACKS

By Jaguars — Calais Campbell at Houston (4.0), 9/10/17  
By Opponents — Ryan Kerrigan of Washington (4.0), 9/14/14

### ONE INTERCEPTION

By Jaguars — Tashaun Gipson at Houston, 9/10/17  
By Opponents — Quintin Demps of Houston, 12/18/16

### TWO INTERCEPTIONS

By Jaguars — Davon House at Baltimore, 11/15/15  
By Opponents — Casey Hayward of San Diego, 9/18/16

### SAFETY

By Jaguars — Holding penalty on Dallas' K. Wilber enforced in the end zone, 11/9/14  
By Opponents — J.J. Watt of Houston (Sacked QB B. Bortles in the end zone), 12/29/14

### FOUR PASSES DEFENSED

By Jaguars — Jalen Ramsey vs. Tennessee, 12/24/16  
By Opponents — Johnathan Joseph of Houston, 1/3/16



## SPECIAL TEAMS

### FIVE FIELD GOALS

By Jaguars — Josh Scobee at Buffalo, 10/10/10  
By Opponents — Jeff Reed of Pittsburgh, 12/1/02 (six field goals)

### 55-YARD FIELD GOAL

By Jaguars — Jason Myers vs. Tennessee (56 yards), 12/24/16  
By Opponents — Blair Walsh of Minnesota (55 yards), 9/9/12

### 50-YARD FIELD GOAL

By Jaguars — Jason Myers vs. Tennessee (50 & 56 yards), 12/24/16  
By Opponents — Cairo Santos of Kansas City (51 yards), 11/6/16

### KICKOFF RETURN FOR A TOUCHDOWN

By Jaguars — Marqise Lee at Houston (100 yards), 12/18/16  
By Opponents — Tyjaun Hagler of Indianapolis (41 yards), 12/19/10

### PUNT RETURN FOR A TOUCHDOWN

By Jaguars — Rashad Greene Sr. (73 yards) vs. Indianapolis, 12/13/15  
By Opponents — Andre Roberts of Detroit (55 yards), 11/20/16

### BLOCKED FIELD GOAL ATTEMPT

By Jaguars — Tyson Alualu at New Orleans (Kai Forbath), 9/27/15  
By Opponents — Linval Joseph of Minnesota (Jason Myers), 12/11/16

### BLOCKED FIELD GOAL RETURNED FOR A TOUCHDOWN

By Jaguars — Chris Hudson (58 yards) vs. Pittsburgh, 9/22/97  
By Opponents — Antrel Rolle of Arizona (83 yards), 9/20/09

### BLOCKED PUNT RETURNED FOR A TOUCHDOWN

By Jaguars — Mike Harris (19 yards) at Tennessee, 12/30/12  
By Opponents — Kamar Aiken of Baltimore (11 yards), 12/14/14

### BLOCKED PUNT

By Jaguars — Dan Skuta at Indianapolis (Pat McAfee), 1/1/17  
By Opponents — Darian Stewart of Baltimore (Bryan Anger), 12/14/14

### BLOCKED EXTRA POINT

By Jaguars — Tony Brackens vs. Cincinnati (Doug Pelfrey), 10/5/97  
By Opponents — Bernard Pollard of Tennessee (Josh Scobee), 12/22/13

### MISSED EXTRA POINT

By Jaguars — Jason Myers at Houston, 9/10/17  
By Opponents — Kai Forbath of Minnesota, 12/11/16

### TWO-POINT CONVERSION MADE

By Jaguars — B. Bortles pass to A.Robinson vs. Houston, 11/13/16  
By Opponents — L. McCoy of Buffalo run, 11/27/16

### TWO-POINT CONVERSION FAILED

By Jaguars — Blake Bortles at New Orleans (pass failed), 12/27/15  
By Opponents — Joe Flacco of Baltimore (pass failed), 11/15/15

### RECOVERED OWN ONSIDE KICK

By Jaguars — at Baltimore (J. Cyprien), 12/14/14  
By Opponents — vs. Houston (Q. Demps), 12/27/11



# 2017 JAGUARS STATISTICS

**JACKSONVILLE JAGUARS / WEEK 1 / THROUGH SUNDAY, SEPTEMBER 10, 2017**

WON 1, LOST 0				* RUSHING	No.	Yds	Avg	Long	TD			
09/10	W 29- 7	at Houston	71,710	Fournette	26	100	3.8	17	1			
09/17		Tennessee		Ivory	9	42	4.7	17	0			
09/24		Baltimore		Bortles	3	13	4.3	15	0			
10/01		at N.Y. Jets		Bohanon	1	0	0.0	0	0			
10/08		at Pittsburgh		TEAM	39	155	4.0	17	1			
10/15		L.A. Rams		OPPONENTS	23	93	4.0	9	0			
10/22		at Indianapolis		* RECEIVING	No.	Yds	Avg	Long	TD			
11/05		Cincinnati		Hurns	3	42	14.0	20	0			
11/12		L.A. Chargers		Fournette	3	24	8.0	12	0			
11/19		at Cleveland		O'Shaughnessy	1	18	18.0	18	0			
11/26		at Arizona		A. Robinson	1	17	17.0	17	0			
12/03		Indianapolis		Benn	1	12	12.0	12	0			
12/10		Seattle		Ivory	1	11	11.0	11	0			
12/17		Houston		Bohanon	1	1	1.0	1t	1			
12/24		at San Francisco		TEAM	11	125	11.4	20	1			
12/31		at Tennessee		OPPONENTS	19	164	8.6	26	1			
		Jax	Opp.	* INTERCEPTIONS	No.	Yds	Avg	Long	TD			
TOTAL FIRST DOWNS	19	23		Gipson	1	67	67.0	67	0			
Rushing	7	4		TEAM	1	67	67.0	67	0			
Passing	8	11		OPPONENTS	0	0	---	---	0			
Penalty	4	8		* PUNTING	No.	Yds	Avg	Net	TB	In	Lg	B
3rd Down: Made/Att	3/12	5/12		Nortman	4	187	46.8	36.5	1	0	61	0
3rd Down Pct.	25.0	41.7		TEAM	4	187	46.8	36.5	1	0	61	0
4th Down: Made/Att	1/1	0/1		OPPONENTS	5	216	43.2	41.8	0	2	54	0
4th Down Pct.	100.0	0.0		* PUNT RETURNS	Ret	FC	Yds	Avg	Long	TD		
POSSESSION AVG.	30:05	29:55		Lee	1	3	7	7.0	7	0		
TOTAL NET YARDS	280	203		TEAM	1	3	7	7.0	7	0		
Avg. Per Game	280.0	203.0		OPPONENTS	1	1	21	21.0	21	0		
Total Plays	60	69		* KICKOFF RETURNS	No.	Yds	Avg	Long	TD			
Avg. Per Play	4.7	2.9		OPPONENTS	1	24	24.0	24	0			
NET YARDS RUSHING	155	93		* FIELD GOALS	1-19	20-29	30-39	40-49	50+			
Avg. Per Game	155.0	93.0		Myers	0/ 0	1/ 1	1/ 2	1/ 1	0/ 0			
Total Rushes	39	23		TEAM	0/ 0	1/ 1	1/ 2	1/ 1	0/ 0			
NET YARDS PASSING	125	110		OPPONENTS	0/ 0	0/ 0	0/ 0	0/ 0	0/ 0			
Avg. Per Game	125.0	110.0		Myers: (42G,25G,39N,38G)								
Sacked/Yards Lost	0/0	10/54										
Gross Yards	125	164										
Att./Completions	21/11	36/19										
Completion Pct.	52.4	52.8										
Had Intercepted	0	1										
PUNTS/AVERAGE	4/46.8	5/43.2										
NET PUNTING AVG.	4/36.5	5/41.8										
PENALTIES/YARDS	10/89	9/94										
FUMBLES/BALL LOST	0/0	3/3										
TOUCHDOWNS	3	1										
Rushing	1	0										
Passing	1	1										
Returns	1	0										
* SCORE BY PERIODS	Q1	Q2	Q3	Q4	OT	PTS						
TEAM	3	16	7	3	0	29						
OPPONENTS	0	0	7	0	0	7						
* SCORING	TD-Ru-Pa-Rt	K-PAT	FG	S	PTS							
Myers	0 0 0 0	2/ 3	3/ 4	0	11							
Bohanon	1 0 1 0			0	6							
Fournette	1 1 0 0			0	6							
Fowler	1 0 0 1			0	6							
TEAM	3 1 1 1	2/ 3	3/ 4	0	29							
OPPONENTS	1 0 1 0	1/ 1	0/ 0	0	7							
2-Pt Conv: TM 0-0, OPP 0-0												
SACKS: Campbell 4, Ngakoue 2, McCray 1.5, Fowler 1, Jackson 1, Jones 0.5, TM 10												
FUM/LOST:												
* PASSING	Att	Cmp	Yds	Cmp%	Yds/Att	TD	TD%	Int	Int%	Long	Sack/Lost	Rating
Bortles	21	11	125	52.4	5.95	1	4.8	0	0.0	20	0/ 0	86.4
TEAM	21	11	125	52.4	5.95	1	4.8	0	0.0	20	0/ 0	86.4
OPPONENTS	36	19	164	52.8	4.56	1	2.8	1	2.8	26	10/ 54	62.7

# 2017 TITANS STATISTICS

## TENNESSEE TITANS / WEEK 1 / THROUGH SUNDAY, SEPTEMBER 10, 2017

WON 0, LOST 1			* RUSHING	No.	Yds	Avg	Long	TD				
09/10 L 16-26	Oakland	69,089	Murray	12	44	3.7	21	0				
09/17	at Jacksonville		Mariota	3	26	8.7	15	1				
09/24	Seattle		Henry	6	25	4.2	8	0				
10/01	at Houston		TEAM	21	95	4.5	21	1				
10/08	at Miami		OPPONENTS	29	109	3.8	14	0				
10/16	Indianapolis		* RECEIVING	No.	Yds	Avg	Long	TD				
10/22	at Cleveland		Walker	7	76	10.9	23	0				
11/05	Baltimore		Davis	6	69	11.5	23	0				
11/12	Cincinnati		Matthews	5	71	14.2	24	0				
11/16	at Pittsburgh		Decker	3	10	3.3	8	0				
11/26	at Indianapolis		Murray	2	16	8.0	12	0				
12/03	Houston		Taylor	2	14	7.0	10	0				
12/10	at Arizona		TEAM	25	256	10.2	24	0				
12/17	at San Francisco		OPPONENTS	22	262	11.9	25	2				
12/24	L.A. Rams		* INTERCEPTIONS	No.	Yds	Avg	Long	TD				
12/31	Jacksonville		TEAM	0	0	---	---	0				
	Tenn.	Opp.	OPPONENTS	0	0	---	---	0				
TOTAL FIRST DOWNS	21	22	* PUNTING	No.	Yds	Avg	Net	TB	In	Lg	B	
Rushing	5	5	Kern	4	188	47.0	40.8	1	2	53	0	
Passing	15	16	TEAM	4	188	47.0	40.8	1	2	53	0	
Penalty	1	1	OPPONENTS	3	158	52.7	44.3	1	1	59	0	
3rd Down: Made/Att	7/14	5/12	* PUNT RETURNS	Ret	FC	Yds	Avg	Long	TD			
3rd Down Pct.	50.0	41.7	Jackson	1	0	5	5.0	5	0			
4th Down: Made/Att	0/0	1/1	TEAM	1	0	5	5.0	5	0			
4th Down Pct.	0.0	100.0	OPPONENTS	2	1	5	2.5	5	0			
POSSESSION AVG.	28:21	31:39	* KICKOFF RETURNS	No.	Yds	Avg	Long	TD				
TOTAL NET YARDS	350	359	Jackson	1	35	35.0	35	0				
Avg. Per Game	350.0	359.0	TEAM	1	35	35.0	35	0				
Total Plays	63	63	OPPONENTS	1	41	41.0	41	0				
Avg. Per Play	5.6	5.7	* FIELD GOALS	1-19	20-29	30-39	40-49	50+				
NET YARDS RUSHING	95	109	Succop	0/ 0	2/ 2	0/ 0	0/ 0	1/ 2				
Avg. Per Game	95.0	109.0	TEAM	0/ 0	2/ 2	0/ 0	0/ 0	1/ 2				
Total Rushes	21	29	OPPONENTS	0/ 0	1/ 1	0/ 0	1/ 1	2/ 2				
NET YARDS PASSING	255	250	Succop: (23G,26G,52G,52N)									
Avg. Per Game	255.0	250.0	OPP: (20G,52G,52G,43G)									
Sacked/Yards Lost	1/1	2/12										
Gross Yards	256	262										
Att./Completions	41/25	32/22										
Completion Pct.	61.0	68.8										
Had Intercepted	0	0										
PUNTS/AVERAGE	4/47.0	3/52.7										
NET PUNTING AVG.	4/40.8	3/44.3										
PENALTIES/YARDS	5/49	5/49										
FUMBLES/BALL LOST	0/0	1/0										
TOUCHDOWNS	1	2										
Rushing	1	0										
Passing	0	2										
Returns	0	0										
* SCORE BY PERIODS	Q1	Q2	Q3	Q4	OT	PTS						
TEAM	7	3	3	3	0	16						
OPPONENTS	7	6	3	10	0	26						
* SCORING	TD-Ru-Pa-Rt	K-PAT	FG	S	PTS							
Succop	0 0 0 0	1/ 1	3/ 4	0	10							
Mariota	1 1 0 0			0	6							
TEAM	1 1 0 0	1/ 1	3/ 4	0	16							
OPPONENTS	2 0 2 0	2/ 2	4/ 4	0	26							
2-Pt Conv: TM	0-0,	OPP	0-0									
SACKS: Morgan	1, Woodyard	1, TM	2, OPP	1								
FUM/LOST:												
* PASSING	Att	Cmp	Yds	Cmp%	Yds/Att	TD	TD%	Int	Int%	Long	Sack/Lost	Rating
Mariota	41	25	256	61.0	6.24	0	0.0	0	0.0	24	1/ 1	78.9
TEAM	41	25	256	61.0	6.24	0	0.0	0	0.0	24	1/ 1	78.9
OPPONENTS	32	22	262	68.8	8.19	2	6.3	0	0.0	25	2/ 12	114.3



**ROSTER INFORMATION**  
**REGULAR SEASON WEEK 2 VS. TENNESSEE**





# JAGUARS 2017 ALPHABETICAL ROSTER

NO	NAME	POS	HT	WT	DOB	AGE	EXP	COLLEGE	HOMETOWN	HOW ACQ
99	Ankou, Eli	DT	6-3	325	6/8/94	23	R	UCLA	Ottawa, Ontario, Can	W (Hou.)-'17
17	Benn, Arrelious	WR	6-2	228	9/8/88	29	7	Illinois	Washington, D.C.	FA-'16
96	Bennett, Michael	DT	6-2	287	2/24/93	24	3	Ohio State	Centerville, Ohio	D6-'15
40	Bohanon, Tommy	FB	6-1	246	9/10/90	27	4	Wake Forest	Fort Myers, Fla.	FA-'17
5	Bortles, Blake	QB	6-5	236	4/28/92	25	4	Central Florida	Oviedo, Fla.	D1-'14
21	Bouye, A.J.	CB	6-0	191	8/16/91	26	5	Central Florida	Tucker, Ga.	UFA (Hou.)-'17
53	Brown, Blair	LB	6-0	238	5/27/94	23	R	Ohio	Moreno Valley, Calif.	D5-'17
93	Campbell, Calais	DL	6-8	300	9/1/86	31	10	Miami (Fla.)	Aurora, Co.	UFA (Ari.)-'17
60	Cann, A.J.	OL	6-3	315	10/3/91	25	3	South Carolina	Bamberg, S.C.	D3-'15
42	Church, Barry	S	6-2	218	2/11/88	29	8	Toledo	Pittsburgh, Pa.	UFA (Dal.)-'17
84	Cole, Keelan	WR	6-1	194	4/20/93	24	R	Kentucky Wesleyan	Louisville, Ky.	FA-'17
22	Colvin, Aaron	CB	6-0	193	10/2/91	25	4	Oklahoma	Tulsa, Okla.	D4-'14
92	Day, Sheldon	DT	6-1	294	7/1/94	23	2	Notre Dame	Indianapolis, Ind.	D4-'16
27	Fournette, Leonard	RB	6-0	228	1/18/95	22	R	Louisiana State	New Orleans, La.	D1-'17
56	Fowler Jr., Dante	DE	6-3	255	8/3/94	23	3	Florida	St. Petersburg, Fla.	D1-'15
39	Gipson, Tashaun	S	5-11	212	8/7/90	27	6	Wyoming	Dallas, Texas	UFA (Cle.)-'16
30	Grant, Corey	RB	5-11	203	12/19/91	25	3	Auburn	Opelika, Ala.	FA-'15
7	Henne, Chad	QB	6-3	222	7/2/85	32	10	Michigan	Wyomissing, Pa.	UFA (Mia.)-'12
88	Hurns, Allen	WR	6-3	201	11/12/91	25	4	Miami (Fla.)	Miami, Fla.	FA-'14
33	Ivory, Chris	RB	6-0	223	3/22/88	29	8	Tiffin	Longview, Texas	UFA (NYJ.)-'16
44	Jack, Myles	LB	6-1	244	9/3/95	22	2	UCLA	Scottsdale, Ariz.	D2-'16
97	Jackson, Malik	DL	6-5	290	1/11/90	27	6	Tennessee	Van Nuys, Calif.	UFA (Den.)-'16
95	Jones, Abry	DT	6-4	318	9/8/91	26	5	Georgia	Warner Robins, Ga.	FA-'13
83	Koyack, Ben	TE	6-5	258	4/9/93	24	2	Notre Dame	Oil City, Pa.	D7-'15
11	Lee, Marqise	WR	6-0	196	11/25/91	25	4	Southern California	Inglewood, Calif.	D2-'14
89	Lewis, Mercedes	TE	6-6	267	5/19/84	33	12	UCLA	Long Beach, Calif.	D1-'06
65	Linder, Brandon	OL	6-6	315	1/25/92	25	4	Miami (Fla.)	Southwest Ranches, Fla.	D3-'14
87	McCaffrey, Max	WR	6-2	200	5/17/94	23	1	Duke	Highlands Ranch, Co.	PS (N.O.)-'17
55	McCray, Lerentee	LB	6-3	249	8/26/90	27	5	Florida	Ocala, Fla.	UFA (Buf.)-'17
2	Myers, Jason	K	5-10	190	5/12/91	26	3	Marist	Chula Vista, Calif.	FA-'15
31	Myrick, Jalen	CB	5-11	200	2/27/95	22	R	Minnesota	Bloomington, Ga.	D7a-'17
91	Ngakoue, Yannick	DE	6-2	246	3/31/95	22	2	Maryland	Bowie, Md.	D3-'16
3	Nortman, Brad	P	6-2	214	9/12/89	28	6	Wisconsin	Brookfield, Wis.	UFA (Car.)-'16
77	Omameh, Patrick	OL	6-4	327	12/29/89	27	5	Michigan	Columbus, Ohio	FA-'16
80	O'Shaughnessy, James	TE	6-4	245	1/14/92	25	3	Illinois State	Naperville, Ill.	W (N.E.)-'17
43	Overton, Matt	LS	6-1	243	7/6/85	32	6	Western Washington	San Leandro, Calif	FA-'17
78	Parnell, Jermey	OL	6-6	326	7/20/86	31	7	Mississippi	Blytheville, Ark.	UFA (Dal.)-'15
23	Patmon, Tyler	CB	5-10	188	1/26/91	26	3	Oklahoma State	Round Rock, Texas	FA-'17
52	Payne, Donald	LB	5-11	217	7/12/94	23	R	Stetson University	Fayetteville, Ga.	W (Bal.)-'17
29	Pitts, Lafayette	CB	5-11	195	9/24/92	24	2	Pittsburgh	Duquesne, Pa.	W (Mia.)-'17
75	Poehls, William	OL	6-8	344	11/27/91	25	1	Montana	Chandler, Ariz.	W (Chi.)-'17
51	Posluszny, Paul	LB	6-2	232	10/10/84	32	11	Penn State	Aliquippa, Pa.	UFA (Buf.)-'11
35	Pryor, Calvin	S	5-11	208	7/12/92	25	4	Louisville	Port St. Joe, Fla.	W (Cle.)-'17
20	Ramsey, Jalen	CB	6-1	208	10/24/94	22	2	Florida State	Smyrna, Tenn.	D1-'16
74	Robinson, Cam	OL	6-6	320	10/9/95	21	R	Alabama	Monroe, La.	D2-'17
69	Shatley, Tyler	OL	6-3	310	5/5/91	26	3	Clemson	Icard, N.C.	FA-'14
50	Smith, Telvin	LB	6-3	215	4/11/91	26	4	Florida State	Valdosta, Ga.	D5a-'14
94	Smoot, Dawuane	DE	6-3	264	3/2/95	22	R	Illinois	Groveport, Ohio	D3-'17
25	Thompson, Peyton	S	5-10	184	9/26/90	26	3	San Jose State	Sacramento, Calif.	FA-'14
73	Walker, Josh	OL	6-5	330	6/2/91	26	3	Middle Tennessee State	Spring City, Ten.	FA-'17
72	Wells, Josh	OL	6-6	306	2/14/91	26	3	James Madison	Mechanicsville, Va.	FA-'14
26	Wilson, Jarrod	S	6-2	210	2/9/94	23	2	Michigan	Akron, Ohio	FA-'16
24	Yeldon, T.J.	RB	6-1	223	10/2/93	23	3	Alabama	Daphne, Ala.	D2-'15

Head Coach: Doug Marrone

Assistants: Joe DeCamillis (Special Teams Coordinator), Nathaniel Hackett (Offensive Coordinator), Tom Myslinski (Strength and Conditioning Coordinator), Todd Wash (Defensive Coordinator), Mark Collins (Linebackers Coach), Joe Danna (Assistant Secondary Coach), John Donovan (Offensive Quality Control Coach), Perry Fewell (Secondary Coach), Pat Flaherty (Offensive Line Coach), Marion Hobby (Defensive Line Coach), Jess Langvardt (Strength and Conditioning Associate), Mike Mallory (Assistant Special Teams Coordinator), Keenan McCardell (Wide Receivers Coach), Ron Middleton (Tight Ends/Assistant Special Teams Coach), Scott Milanovich (Quarterbacks Coach), Eric Price (Offense-Research), Jason Rebrovich (Assistant Defensive Line Coach), Mike Rutenberg (Defensive Assistant), Cedric Scott (Assistant Strength and Conditioning Coach), Tony Sparano Jr. (Assistant Offensive Line Coach), Tyrone Wheatley (Running Backs Coach).

# JAGUARS 2017 NUMERICAL ROSTER

9/12/2017

NO	NAME	POS	HT	WT	DOB	AGE	EXP	COLLEGE	HOMETOWN	HOW ACQ
2	Jason Myers	K	5-10	190	5/12/91	26	3	Marist	Chula Vista, Calif.	FA-'15
3	Brad Nortman	P	6-2	214	9/12/89	28	6	Wisconsin	Brookfield, Wis.	UFA (Car.)-'16
5	Blake Bortles	QB	6-5	236	4/28/92	25	4	Central Florida	Oviedo, Fla.	D1-'14
7	Chad Henne	QB	6-3	222	7/2/85	32	10	Michigan	Wyomissing, Pa.	UFA (Mia.)-'12
11	Marqise Lee	WR	6-0	196	11/25/91	25	4	Southern California	Inglewood, Calif.	D2-'14
17	Arrelious Benn	WR	6-2	228	9/8/88	29	7	Illinois	Washington, D.C.	FA-'16
20	Jalen Ramsey	CB	6-1	208	10/24/94	22	2	Florida State	Smyrna, Tenn.	D1-'16
21	A.J. Bouye	CB	6-0	191	8/16/91	26	5	Central Florida	Tucker, Ga.	UFA (Hou.)-'17
22	Aaron Colvin	CB	6-0	193	10/2/91	25	4	Oklahoma	Tulsa, Okla.	D4-'14
23	Tyler Patmon	CB	5-10	188	1/26/1991	26	3	Oklahoma State	Round Rock, Texas	FA-'17
24	T.J. Yeldon	RB	6-1	223	10/2/93	23	3	Alabama	Daphne, Ala.	D2-'15
25	Peyton Thompson	S	5-10	184	9/26/90	26	3	San Jose State	Sacramento, Calif.	FA-'14
26	Jarrold Wilson	S	6-2	210	1/23/94	23	2	Michigan	Akron, Ohio	FA-'16
27	Leonard Fournette	RB	6-0	228	1/18/95	22	R	Louisiana State	New Orleans, La.	D1-'17
29	Lafayette Pitts	CB	5-11	195	9/24/92	24	2	Pittsburgh	Duquesne, Pa.	W (Mia.)-'17
30	Corey Grant	RB	5-11	203	12/19/91	25	3	Auburn	Opelika, Ala.	FA-'15
31	Jalen Myrick	CB	5-11	200	2/27/95	22	R	Minnesota	Bloomington, Ga.	D7a-'17
33	Chris Ivory	RB	6-0	223	3/22/88	29	8	Tiffin	Longview, Texas	UFA (NYJ.)-'16
35	Calvin Pryor	S	5-11	208	7/12/92	25	4	Louisville	Port St. Joe, Fla.	W (Cle.)-'17
39	Tashaun Gipson	S	5-11	212	8/7/90	27	6	Wyoming	Dallas, Texas	UFA (Cle.)-'16
40	Tommy Bohanon	FB	6-1	246	9/10/90	27	4	Wake Forest	Fort Myers, Fla.	FA-'17
42	Barry Church	S	6-2	218	2/11/88	29	8	Toledo	Pittsburgh, Pa.	UFA (Dal.)-'17
43	Matt Overton	LS	6-1	243	7/6/85	32	6	Western Washington	San Leandro, Calif.	FA-'17
44	Myles Jack	LB	6-1	244	9/3/95	22	2	UCLA	Scottsdale, Ariz.	D2-'16
50	Telvin Smith	LB	6-3	215	4/11/91	26	4	Florida State	Valdosta, Ga.	D5a-'14
51	Paul Posluszny	LB	6-2	232	10/10/84	32	11	Penn State	Aliquippa, Pa.	UFA (Buf.)-'11
52	Donald Payne	LB	5-11	217	7/12/94	23	R	Stetson University	Fayetteville, Ga.	W (Bal.)-'17
53	Blair Brown	LB	6-0	238	5/27/94	23	R	Ohio	Moreno Valley, Calif.	D5-'17
55	Lerentee McCray	LB	6-3	249	8/26/90	27	5	Florida	Ocala, Fl.	UFA (Buf.)-'17
56	Dante Fowler Jr.	DE	6-3	255	8/3/94	23	3	Florida	St. Petersburg, Fla.	D1-'15
60	A.J. Cann	OL	6-3	325	10/3/91	25	3	South Carolina	Bamberg, S.C.	D3-'15
65	Brandon Linder	OL	6-6	315	1/25/92	25	4	Miami (Fla.)	Southwest Ranches, Fla.	D3-'14
69	Tyler Shatley	OL	6-3	310	5/5/91	26	3	Clemson	Icard, N.C.	FA-'14
72	Josh Wells	OL	6-6	306	2/14/91	26	3	James Madison	Mechanicsville, Va.	FA-'14
73	Josh Walker	OL	6-5	330	6/2/91	26	3	Middle Tennessee State	Spring City, Ten.	FA-'17
74	Cam Robinson	OL	6-6	320	10/9/95	21	R	Alabama	Monroe, La.	D2-'17
75	William Poehls	OL	6-8	344	11/27/91	25	1	Montana	Chandler, Ariz.	W (Chi.)-'17
77	Patrick Omameh	OL	6-4	327	12/29/89	27	5	Michigan	Columbus, Ohio	FA-'16
78	Jermey Parnell	OL	6-6	326	7/20/86	31	7	Mississippi	Blytheville, Ark.	UFA (Dal.)-'15
80	James O'Shaughnessy	TE	6-4	245	1/14/1992	25	3	Illinois State	Naperville, Ill.	W (N.E.)-'17
83	Ben Koyack	TE	6-5	258	4/9/93	24	2	Notre Dame	Oil City, Pa.	D7-'15
84	Keelan Cole	WR	6-1	194	4/20/93	24	R	Kentucky Wesleyan	Louisville, Ky.	FA-'17
87	Max McCaffrey	WR	6-2	200	5/17/94	23	1	Duke	Highlands Ranch, Co.	PS (N.O.)-'17
88	Allen Hurns	WR	6-3	201	11/12/91	25	4	Miami (Fla.)	Miami, Fla.	FA-'14
89	Marcedes Lewis	TE	6-6	267	5/19/84	33	12	UCLA	Long Beach, Calif.	D1-'06
91	Yannick Ngakoue	DE	6-2	246	3/31/95	22	2	Maryland	Bowie, Md.	D3-'16
92	Sheldon Day	DT	6-1	294	7/1/94	23	2	Notre Dame	Indianapolis, Ind.	D4-'16
93	Calais Campbell	DL	6-8	300	9/1/86	31	10	Miami (Fla.)	Aurora, Co.	UFA (Ari.)-'17
94	Dawuane Smoot	DE	6-3	264	3/2/95	22	R	Illinois	Groveport, Ohio	D3-'17
95	Abry Jones	DT	6-4	318	9/8/91	26	5	Georgia	Warner Robins, Ga.	FA-'13
96	Michael Bennett	DT	6-2	287	2/24/93	24	3	Ohio State	Centerville, Ohio	D6-'15
97	Malik Jackson	DL	6-5	290	1/11/90	27	6	Tennessee	Van Nuys, Calif.	UFA (Den.)-'16
99	Eli Ankou	DT	6-3	325	6/8/94	23	R	UCLA	Ottawa, Ontario, Can	W (Hou.)-'17

## Practice Squad

16	Amba Etta-Tawo	WR	6-1	208	11/10/93	23	R	Syracuse	Muscat, Oman	P.S. -'17
34	Raysean Pringle	CB	6-0	191	8/31/93	24	R	Southern Utah	Oakland, Calif.	P.S. -'17
38	Stanley Jean-Baptiste	CB	6-3	218	4/12/1990	27	3	Nebraska	Miami, Fla.	FA-'17
41	Tim Cook	RB	6-0	242	4/29/94	23	R	Oregon State	Pine Bluff, Ark.	P.S. -'17
59	Carroll Phillips	DE	6-3	242	9/2/92	25	R	Illinois	Miami, Fla.	P.S. -'17
64	Chris Reed	OL	6-5	310	7/22/92	25	2	Minnesota State	Omaha, Neb.	P.S. -'17
66	Avery Gennesy	OL	6-5	318	2/6/94	23	R	Texas A&M	Southaven, Miss.	P.S. -'17
79	Hunter Dimick	DE	6-3	268	10/29/93	23	R	Utah	Syracuse, Utah	P.S. -'17
86	David Grinnage	TE	6-5	265	2/24/94	23	1	North Carolina State	Newark, De.	P.S. -'17
90	Darius Kilgo	DT	6-3	319	12/14/91	25	3	Maryland	Washington, D.C.	P.S. -'17



# JAGUARS BY EXPERIENCE

NO	NAME	POS	HT	WT	DOB	AGE	EXP	COLLEGE	HOMETOWN
<b>12th Year (1)</b>									
89	Lewis, Marcedes	TE	6-6	280	5/19/84	33	12	UCLA	Long Beach, Calif.
<b>11th Year (1)</b>									
51	Posluszny, Paul	LB	6-2	232	10/10/84	32	11	Penn State	Aliquippa, Pa.
<b>10th Year (2)</b>									
93	Campbell, Calais	DL	6-8	300	9/1/86	31	10	Miami (Fla.)	Aurora, Co.
7	Henne, Chad	QB	6-3	222	7/2/85	32	10	Michigan	Wyomissing, Pa.
<b>8th Year (2)</b>									
42	Church, Barry	S	6-2	218	2/11/88	29	8	Toledo	Pittsburgh, Pa.
33	Ivory, Chris	RB	6-0	223	3/22/88	29	8	Tiffin	Longview, Texas
<b>7th Year (2)</b>									
17	Benn, Arrelious	WR	6-2	228	9/8/88	29	7	Illinois	Washington, D.C.
78	Parnell, Jerme	OT	6-6	326	7/20/86	31	7	Mississippi	Blytheville, Ark.
<b>6th Year (4)</b>									
39	Gipson, Tashaun	S	5-11	212	8/7/90	27	6	Wyoming	Dallas, Texas
97	Jackson, Malik	DL	6-5	290	1/11/90	27	6	Tennessee	Van Nuys, Calif.
3	Nortman, Brad	P	6-2	214	9/12/89	28	6	Wisconsin	Brookfield, Wis.
43	Overton, Matt	LS	6-1	243	7/6/85	32	6	Western Washington	San Leandro, Calif.
<b>5th Year (4)</b>									
21	Bouye, A.J.	CB	6-0	191	8/16/91	26	5	Central Florida	Tucker, Ga.
95	Jones, Abry	DT	6-4	318	9/8/91	26	5	Georgia	Warner Robins, Ga.
55	McCray, Lerentee	LB	6-3	249	8/26/90	27	5	Florida	Ocala, Fla.
77	Omameh, Patrick	OL	6-4	327	12/29/89	27	5	Michigan	Columbus, Ohio
<b>4th Year (8)</b>									
40	Bohanon, Tommy	FB	6-1	246	9/10/90	27	4	Wake Forest	Fort Myers, Fla.
5	Bortles, Blake	QB	6-5	236	4/28/92	25	4	Central Florida	Oviedo, Fla.
22	Colvin, Aaron	CB	6-0	193	10/2/91	25	4	Oklahoma	Tulsa, Okla.
88	Hurns, Allen	WR	6-3	201	11/12/91	25	4	Miami (Fla.)	Miami, Fla.
11	Lee, Marqise	WR	6-0	196	11/25/91	25	4	Southern California	Inglewood, Calif.
65	Linder, Brandon	OL	6-6	315	1/25/92	25	4	Miami (Fla.)	Southwest Ranches, Fla.
35	Pryor, Calvin	S	5-11	208	7/12/92	25	4	Louisville	Port St. Joe, Fla.
50	Smith, Telvin	LB	6-3	215	4/11/91	26	4	Florida State	Valdosta, Ga.
<b>3rd Year (11)</b>									
96	Bennett, Michael	DT	6-2	287	2/24/93	24	3	Ohio State	Centerville, Ohio
60	Cann, A.J.	OL	6-2	325	10/3/91	25	3	South Carolina	Bamberg, S.C.
56	Fowler Jr., Dante	DE	6-3	255	8/3/94	23	3	Florida	St. Petersburg, Fla.
30	Grant, Corey	RB	5-11	203	12/19/91	25	3	Auburn	Opelika, Ala.
2	Myers, Jason	K	5-10	190	5/12/91	26	3	Marist	Chula Vista, Calif.
80	O'Shaughnessy, James	TE	6-4	245	1/14/92	25	3	Illinois State	Naperville, Ill.
23	Patmon, Tyler	CB	5-10	188	1/26/91	26	3	Oklahoma State	Round Rock, Texas
69	Shatley, Tyler	OL	6-3	310	5/5/91	26	3	Clemson	Icard, N.C.
25	Thompson, Peyton	S	6-0	196	9/26/90	26	3	San Jose State	Sacramento, Calif.
73	Walker, Josh	OL	6-5	330	6/2/91	26	3	Middle Tennessee State	Spring City, Ten.
72	Wells, Josh	OL	6-6	306	2/14/91	26	3	James Madison	Mechanicsville, Va.
24	Yeldon, T.J.	RB	6-1	223	10/2/93	23	3	Alabama	Daphne, Ala.
<b>2nd Year (7)</b>									
92	Day, Sheldon	DT	6-1	294	7/1/94	23	2	Notre Dame	Indianapolis, Ind.
44	Jack, Myles	LB	6-1	244	9/3/95	22	2	UCLA	Scottsdale, Ariz.
83	Koyack, Ben	TE	6-5	258	4/9/93	24	2	Notre Dame	Oil City, Pa.
91	Ngakoue, Yannick	DE	6-2	246	3/31/95	22	2	Maryland	Bowie, Md.
29	Pitts, Lafayette	CB	5-11	195	9/24/92	24	2	Pittsburgh	Duquesne, Pa.
20	Ramsey, Jalen	CB	6-1	208	10/24/94	22	2	Florida State	Smyrna, Tenn.
26	Wilson, Jarrod	S	6-2	210	2/9/94	23	2	Michigan	Arkon, Ohio
<b>1st Year (1)</b>									
87	McCaffrey, Max	WR	6-2	200	5/17/94	23	1	Duke	Highlands Ranch, Co.
75	Poehls, William	OL	6-8	344	11/27/92	24	1	Montana	Chandler, Ariz.
<b>Rookies (9)</b>									
99	Ankou, Eli	DT	6-3	325	6/8/94	23	R	UCLA	Ottawa, Ontario, Can.
53	Brown, Blair	LB	6-0	238	5/27/94	23	R	Ohio	Moreno Valley, Calif.
84	Cole, Keelan	WR	6-1	194	4/20/93	24	R	Kentucky Wesleyan	Louisville, Ky.
27	Fournette, Leonard	RB	6-0	228	1/18/95	22	R	Louisiana State	New Orleans, La.
31	Myrick, Jalen	CB	5-11	200	2/27/95	22	R	Minnesota	Bloomington, Ga.
52	Payne, Donald	LB	5-11	217	7/12/94	23	R	Stetson University	Fayetteville, Ga.
74	Robinson, Cam	OL	6-6	320	10/9/95	21	R	Alabama	Monroe, La.
94	Smoot, Dawuane	DE	6-3	264	3/21/95	22	R	Illinois	Groveport, Ohio

# JAGUARS BY POSITION

53

OFFENSE 25							
	NO	NAME	POS	HT	WT	EXP	COLLEGE
<b>2 QUARTERBACKS</b>							
	5	Bortles, Blake	QB	6-5	236	4	Central Florida
	7	Henne, Chad	QB	6-3	222	10	Michigan
<b>5 RUNNING BACKS</b>							
	24	Yeldon, T.J.	RB	6-1	223	3	Alabama
	27	Fournette, Leonard	RB	6-0	228	R	Louisiana State
	30	Grant, Corey	RB	5-11	203	3	Auburn
	33	Ivory, Chris	RB	6-0	223	8	Tiffin
	40	Bohanon, Tommy	FB	6-1	246	4	Wake Forest
<b>5 WIDE RECEIVERS</b>							
	11	Lee, Marqise	WR	6-0	196	4	Southern California
	17	Benn, Arrelious	WR	6-2	228	7	Illinois
	84	Cole, Keelan	WR	6-1	194	R	Kentucky Wesleyan
	87	McCaffrey, Max	WR	6-2	200	1	Highlands Ranch, Co.
	88	Hurns, Allen	WR	6-3	201	4	Miami (Fla.)
<b>3 TIGHT ENDS</b>							
	80	O'Shaughnessy, James	TE	6-4	245	3	Illinois State
	83	Koyack, Ben	TE	6-5	258	2	Notre Dame
	89	Lewis, Mercedes	TE	6-6	280	12	UCLA
<b>9 OFFENSIVE LINEMEN</b>							
	60	Cann, A.J.	OL	6-3	325	3	South Carolina
	65	Linder, Brandon	OL	6-6	315	4	Miami (Fla.)
	69	Shatley, Tyler	OL	6-3	310	3	Clemson
	72	Wells, Josh	OL	6-6	306	3	James Madison
	73	Walker, Josh	OL	6-5	330	3	Middle Tennessee State
	74	Robinson, Cam	OL	6-6	320	R	Alabama
	75	Poehls, William	OL	6-8	344	1	Montana
	77	Omameh, Patrick	OL	6-4	327	5	Michigan
	78	Parnell, Jerme	OL	6-6	326	7	Mississippi

SPECIAL TEAMS 3							
<b>3 KICKERS/SPECIALISTS</b>							
	2	Myers, Jason	K	5-10	190	3	Marist
	3	Nortman, Brad	P	6-2	214	6	Wisconsin
	43	Overton, Matt	LS	6-1	243	6	Western Washington

DEFENSE 25							
<b>9 DEFENSIVE LINEMEN</b>							
	56	Fowler, Jr., Dante	DE	6-3	255	3	Florida
	91	Ngakoue, Yannick	DE	6-2	246	2	Maryland
	92	Day, Sheldon	DT	6-1	294	2	Notre Dame
	93	Campbell, Calais	DL	6-8	300	10	Miami (Fla.)
	94	Smoot, Dawuane	DE	6-3	264	R	Illinois
	95	Jones, Abry	DT	6-4	318	5	Georgia
	96	Bennett, Michael	DT	6-2	287	3	Ohio State
	97	Jackson, Malik	DL	6-5	290	6	Tennessee
	99	Ankou, Eli	DT	6-3	325	R	UCLA
<b>6 LINEBACKERS</b>							
	44	Jack, Myles	LB	6-1	244	2	UCLA
	50	Smith, Telvin	LB	6-3	215	4	Florida State
	51	Posluszny, Paul	LB	6-2	232	11	Penn State
	52	Payne, Donald	LB	5-11	217	R	Stetson University
	53	Brown, Blair	LB	6-0	238	R	Ohio
	55	McCray, Lerentee	LB	6-3	249	5	Florida
<b>10 DEFENSIVE BACKS</b>							
	20	Ramsey, Jalen	CB	6-1	208	2	Florida State
	21	Bouye, A.J.	CB	6-0	191	5	Central Florida
	22	Colvin, Aaron	CB	6-0	193	4	Oklahoma
	23	Patmon, Tyler	CB	5-10	188	3	Oklahoma State
	25	Thompson, Peyton	S	5-10	184	3	San Jose State
	26	Wilson, Jarrod	S	6-2	210	2	Michigan
	29	Pitts, Lafayette	CB	5-11	195	2	Pittsburgh
	31	Myrick, Jalen	CB	5-11	200	R	Minnesota
	35	Pryor, Calvin	S	5-11	208	4	Louisville
	39	Gipson, Tashaun	S	5-11	212	6	Wyoming
	42	Church, Barry	S	6-2	218	8	Toledo

# JAGUARS HOW BUILT

	ROOKIE, VETERAN AND FIRST-YEAR FREE AGENTS (11)	UNRESTRICTED FREE AGENTS (15)	OTHER TEAM'S PRACTICE SQUAD (1)	WAIVERS (6)	COLLEGE DRAFT (20)
2006					TE Mercedes Lewis
2011		LB Paul Posluszny			
2012		QB Chad Henne			
2013	DT Abry Jones				
2014	WR Allen Hurns OL Tyler Shatley S Peyton Thompson				QB Blake Bortles WR Marqise Lee CB Aaron Colvin OL Brandon Linder LB Telvin Smith
2015	K Jason Myers RB Corey Grant	OL Jermei Parnell			DE Dante Fowler Jr. RB T.J. Yeldon OL A.J. Cann DT Michael Bennett TE Ben Koyack
2016	S Jarrod Wilson WR Arrelious Benn OL Josh Wells OL Patrick Omoreh	RB Chris Ivory DL Malik Jackson P Brad Nortman FS Tashaun Gipson			CB Jalen Ramsey LB Myles Jack DE Yannick Ngakoue DT Sheldon Day
2017	WR Keelan Cole	CB A.J. Bouye DL Calais Campbell S Barry Church LB Lerentee McCray FB Tommy Bohanon CB Tyler Patmon LS Matt Overton OL Josh Walker	WR Max McCaffery	DT Eli Ankou TE James O'Shaughnessy LB Donald Payne CB Lafayette Pitts OL William Poehls S Calvin Pryor	RB Leonard Fournette OL Cam Robinson DE Dawuane Smoot LB Blair Brown CB Jalen Myrick



# JAGUARS 2017 ROSTER MOVES (PAGE 1)

DATE	PLAYER	TRANSACTION
January 2	BIBBS, E.J., TE	Signed to Reserve/Future contract
January 2	GRANT, Doran, DB	Signed to Reserve/Future contract
January 2	KASITATI, Nila, OL	Signed to Reserve/Future contract
January 2	KIRBY, Raphael, LB	Signed to Reserve/Future contract
January 2	SINCLAIR, Gannon, TE	Signed to Reserve/Future contract
January 2	UZDAVINIS, Arturo, OT	Signed to Reserve/Future contract
January 4	NIX, Louis, DL	Signed to Reserve/Future contract
January 9	ROBINSON, Jamal, WR	Signed to Reserve/Future contract
January 10	SHUMATE, Elijah, S	Signed to Reserve/Future contract
January 11	KELLY, Colin, OL	Signed to Reserve/Future contract
February 21	ODRICK, Jared, DL	Released
February 27	VAN ROTEN, Greg	Signed to Reserve/Future contract
March 6	HOUSE, Davon, CB	Released
March 9	THOMPSON, Peyton, S	Received exclude rights tender
March 9	ALBERT, Branden, OL	Traded from MIA
March 9	MARKS, Sen'Derrick, DL	Released
March 9	THOMAS, Julius, TE	Traded to MIA
March 10	BOUYE, A.J., CB	Signed contract (UFA - Hou.)
March 10	CAMPBELL, Calais, DL	Signed contract (UFA - Ari.)
March 10	CHURCH, Barry, S	Signed contract (UFA - Dal.)
March 10	MCCRAY, Lerentee, DE	Signed contract (UFA - Buf.)
March 11	CHARLES, Stefan, DT	Signed contract (UFA - Det.)
March 11	COLE, Audie, LB	Signed contract (UFA - Min.)
March 11	WATFORD, Earl, OL	Signed contract (UFA - Ari.)
March 12	MILLER, Roy, DT	Released
March 16	MCNARY, Josh, LB	Signed contract (UFA - Ind.)
March 23	RIVERA, Mychal, TE	Signed contract (UFA - Oak.)
March 24	GOODMAN, Malliciah, DE	Signed contract (FA)
April 11	SKUTA, Dan, LB	Released
April 11	SMITH, Chris, DE	Traded to CIN
April 17	BOHANON, Tommy, FB	Signed contract (FA)
April 17	PINKARD, Larry, WR	Signed contract (FA)
April 21	HOWARD, Tracy, CB	Claimed off waivers from Cleveland
April 27	FOURNETTE, Leonard, RB	Drafted (1)
April 28	ROBINSON, Cam, OL	Drafted (2)
April 28	SMOOT, Dawuane, DE	Drafted (3)
April 29	WESTBROOK, Dede, WR	Drafted (4)
April 29	BROWN, Blair, LB	Drafted (5)
April 29	MYRICK, Jalen, CB	Drafted (7a)
April 29	WILLIAMS, Marquez, FB	Drafted (7b)
May 1	BIBBS, E.J., TE	Released
May 1	HILL, Bronson, RB	Released
May 1	KELLY, Colin, OL	Released
May 1	PORTER, Sean, LB	Released
May 1	RICHARDSON, Daryl, RB	Released
May 1	SINCLAIR, Gannon, TE	Released
May 1	SHUMATE, Elijah, S	Released
May 1	UZDAVINIS, Arturo, OL	Released
May 1	VAN ROTEN, Greg, OL	Released
May 1	WASHINGTON, Tony, WR	Released
May 1	KIRBY, Raphael, LB	Released
May 1	BLUIETT, Caleb, TE	Signed contract (FA)
May 1	COLE, Keelan, WR	Signed contract (FA)
May 1	COLLINS, Parker, OL	Signed contract (FA)
May 1	COOK, Tim, RB	Signed contract (FA)
May 1	CUTRER, Jeremy, CB	Signed contract (FA)
May 1	DAVIS, P.J., LB	Signed contract (FA)
May 1	DIMICK, Hunter, DE	Signed contract (FA)
May 1	ETTA-TAWO, Amba, WR	Signed contract (FA)
May 1	GENNESSY, Avery, OL	Signed contract (FA)
May 1	HORTON, Justin, LB	Signed contract (FA)
May 1	LUPEAMANU, Tueni, DT	Signed contract (FA)
May 1	MATHERS, ITavius, RB	Signed contract (FA)
May 1	MILLER, CHARLIE, S	Signed contract (FA)
May 1	PHILLIPS, Carroll, DE	Signed contract (FA)
May 1	ROBINSON, Ezra, CB	Signed contract (FA)
May 1	WALKER, Kenneth, WR	Signed contract (FA)
May 9	RUSH, Marcus, LB	Released
May 15	DAVIS, Akeem, CB	Released
May 15	NIX, Louis, DL	Released
May 15	HARPER, Jarrod	Signed contract (FA)
May 15	MAURICE, Kevin, DT	Signed contract (FA)
May 22	WALTERS, Bryan, WR	Placed on injured reserve
May 22	DIXON, Brian, CB	Signed contract (FA)
May 22	PATMON, Tyler, CB	Signed contract (FA)
June 16	CUTRER, Jeremy, CB	Released
June 16	NIXON, Taurean, CB	Claimed off waivers from Denver
June 21	COLLINS, Parker, OL	Released
June 21	RHANEY, Demetrius, OL	Claimed off waivers from Los Angeles Rams
July 17	MILLER, Charlie, S	Released
July 20	WILLIAMS, Marquez, FB	Placed on Active/PUP list
July 22	COLVIN, Aaron, CB	Placed on Active/PUP list
July 22	RAMSEY, Jalen, CB	Placed on Active/PUP list
July 25	JEAN-BAPTISTE, Stanley, CB	Signed contract (FA)
July 31	NIXON, Taurean, CB	Waived/Injured
July 31	GAINES, Charles, CB	Signed contract (FA)
July 31	ALBERT, Branden, OL	Placed on exempt/left team
August 2	GAFFNEY, Tyler, RB	Signed contract (FA)
August 3	TINKER, Carson, LS	Placed on injured reserve
August 3	MATHERS, ITavius, RB	Waived/Injured
August 3	BUNCHE, Malcolm, OL	Signed contract (FA)
August 3	OVERTON, Matt, LS	Signed contract (FA)
August 6	SAMPLE, James, S	Released
August 6	JOHNSON, Jeron, S	Signed contract (FA)
August 8	ALBERT, Branden, OL	Placed on reserved/retired
August 11	ALBERT, Branden, OL	Released
August 11	GRIMES, Jonathan, RB	Signed contract (FA)
August 13	HORTON, Justin, LB	Waived/Injured
August 13	GACHKAR, Andrew, LB	Signed contract (FA)
August 14	JOHNSON, Josh, CB	Waived/Injured
August 14	GRINNAGE, David, TE	Signed contract (FA)
August 14	ROBINSON, Ezra, CB	Waived/Injured
August 14	THOMAS, Dwayne, CB	Signed contract (FA)
August 14	WALKER, Kenneth, WR	Waived
August 14	JAMES II, Charles, CB	Signed contract (FA)
August 20	GAINES, Charles, CB	Waived/Injured
August 20	HARRIS, DuJuan, RB	Signed contract (FA)
August 26	COLE, Audie, LB	Waived
August 28	DENT, Akeem, LB	Signed contract (FA)
September 1	BLUIETT, Caleb, TE	Waived
September 1	BUNCHE, Malcolm, OL	Waived

DATE	PLAYER	TRANSACTION
September 1	DAVIS, P.J., LB	Waived
September 1	DENT, Akeem, LB	Waived
September 1	GRIMES, Jonathan, RB	Waived
September 1	HARRIS, DuJuan, RB	Waived
September 1	JAMES II, Charles, CB	Waived
September 1	LUPEAMANU, Tueni, DT	Waived
September 1	PINKARD, Larry, WR	Waived
September 1	RHANEY, Demetrius, OL	Waived
September 1	ROBINSON, Jamal, WR	Waived
September 1	THOMAS, Dwayne, CB	Waived
September 1	RIVERA, Mychal, TE	Placed on Injured/Reserve
September 1	JOHNSON, Jeron, S	Placed on Injured/Reserve
September 1	WILLIAMS, Marquez, FB	Waived/Injured
September 2	BOWANKO, Luke, OL	Traded to BAL
September 2	GACHKAR, Andrew, LB	Released
September 2	GOODMAN, Malliciah, DE	Released
September 2	MCNARY, Josh, LB	Released
September 2	COOK, Tim, RB	Waived
September 2	DIMICK, Hunter, DL	Waived
September 2	DIXON, Brian, CB	Waived
September 2	ELLIS, Alex, TE	Waived
September 2	ETTA-TAWO, Amba, WR	Waived
September 2	GENNESSY, Avery, OL	Waived
September 2	GRINNAGE, David, TE	Waived
September 2	HOWARD, Tracy, DB	Waived
September 2	JEAN-BAPISTE, Stanley, CB	Waived
September 2	KASITATI, Nila, OL	Waived
September 2	MAURICE, Kevin, DT	Waived
September 2	PHILLIPS, Carroll, DE	Waived
September 2	REED, Chris, OL	Waived
September 2	WOODARD, Jonathan, DE	Waived
September 2	GRANT, Doran, CB	Waived/Injured
September 2	HARPER, Jarrod, S	Waived/Injured
September 2	WYNN, Shane, WR	Waived/Injured
September 2	GREENE SR., Rashad, WR	Placed on Injured/Reserve
September 3	CHARLES, Stefan, DT	Released
September 3	ALLEN, Brandon, QB	Waived
September 3	POUTASI, Jeremiah, OL	Waived
September 3	PULLARD III, Hayes, LB	Waived
September 3	STERLING, Neal, TE	Waived
September 3	ANKOU, Eli, DT	Claimed off waivers from Houston
September 3	O'SHAUGHNESSY, James, TE	Claimed off waivers from New England
September 3	PAYNE, Donald, LB	Claimed off waivers from Baltimore
September 3	PITTS, Lafayette, CB	Claimed off waivers from Miami
September 3	POEHLS, William, OL	Claimed off waivers from Chicago
September 3	COOK, Tim, RB	Signed to practice squad
September 3	DIMICK, Hunter, DL	Signed to practice squad
September 3	ETTA-TAWO, Amba, WR	Signed to practice squad
September 3	GENNESSY, Avery, OL	Signed to practice squad
September 3	GRINNAGE, David, TE	Signed to practice squad
September 3	HOWARD, Tracy, DB	Signed to practice squad
September 3	REED, Chris, OL	Signed to practice squad
September 4	PHILLIPS, Carroll, DE	Signed to practice squad
September 4	JEAN-BAPISTE, Stanley, CB	Signed to practice squad
September 5	PRINGLE, Rayseasn, CB	Signed to practice squad
September 8	WESTBROOK, Dede, WR	Placed on Injured/Reserve
September 8	WATFORD, Earl, OL	Released
September 8	WALKER, Josh, OL	Signed contract (FA)
September 8	PRYOR, CALVIN, S	Claimed off waivers from Cleveland
September 8	HOWARD, Tracy, DB	Released from practice squad
September 8	KILGO, Darius, DL	Signed to practice squad
September 8	JOHNSON, Jeron, S	Released from injured/reserve
September 12	ROBINSON, Allen, WR	Placed on Injured/Reserve
September 12	MCCAFFREY, MAX, WR	Signed off of New Orleans practice squad

# JAGUARS UNOFFICIAL DEPTH CHART

## OFFENSE

**WR:** 11 Marqise Lee                    17 Arrelious Benn  
**LT:** 74 Cam Robinson                72 Josh Wells                    77 Patrick Omameh  
**LG:** 77 Patrick Omameh                73 Josh Walker  
**C:** 65 Brandon Linder                69 Tyler Shatley  
**RG:** 60 A.J. Cann                    69 Tyler Shatley  
**RT:** 78 Jerme'yr Parnell                75 William Poehls                77 Patrick Omameh  
**TE:** 89 Mercedes Lewis                83 Ben Koyack                    80 James O'Shaughnessy  
**WR:** 88 Allen Hurns                    84 Keelan Cole                    87 Max McCaffrey  
**QB:** 5 Blake Bortles                    7 Chad Henne  
**RB:** 27 Leonard Fournette / 33 Chris Ivory / 24 T.J. Yeldon                    30 Corey Grant  
**FB:** 40 Tommy Bohanon

## DEFENSE

**DE** 91 Yannick Ngakoue                56 Dante Fowler Jr.                94 Dawuane Smoot  
**NT:** 95 Abry Jones                    99 Eli Ankou  
**DT:** 97 Malik Jackson                    92 Sheldon Day  
**DE:** 93 Calais Campbell                96 Michael Bennett  
**WLB:** 50 Telvin Smith                    53 Blair Brown  
**MLB:** 51 Paul Posluszny                52 Donald Payne  
**SLB** 44 Myles Jack                    55 Lerentee McCray  
**LCB:** 20 Jalen Ramsey                    23 Tyler Patmon                    29 Lafayette Pitts  
**FS:** 39 Tashaun Gipson                25 Peyton Thompson  
**SS:** 42 Barry Church                    26 Jarrod Wilson                    35 Calvin Pryor  
**RCB:** 21 A.J. Bouye                    22 Aaron Colvin                    31 Jalen Myrick

## SPECIAL TEAMS

**K:** 2 Jason Myers  
**P:** 3 Brad Nortman  
**LS:** 43 Matt Overton  
**PH:** 3 Brad Nortman  
**KR:** 11 Marqise Lee                    30 Corey Grant  
**PR:** 11 Marqise Lee                    31 Jalen Myrick

\_\_\_\_\_ = ROOKIE







**2017 STATISTICS**  
**REGULAR SEASON WEEK 2 VS. TENNESSEE**



# 2017 STARTERS

## OFFENSIVE STARTERS

	WR	FB/TE/WR	LT	LG	C	RG	RT	TE	WR	QB	RB
9/10 at HOU	A. Robinson	Bohanon (FB)	C. Robinson	Omameh	Linder	Cann	Parnell	Lewis	Lee	Bortles	Fournette
9/17 vs. TEN											
9/24 vs. BAL											
10/1 at NYJ											
10/8 at PIT											
10/15 vs. LAR											
10/22 at IND											
11/5 vs. CIN											
11/12 vs. LAC											
11/19 at CLE											
11/26 at ARI											
12/3 vs. IND											
12/10 vs. SEA											
12/17 vs. HOU											
12/23 at S.F.											
12/31 at TEN											
<b>TOTALS:</b>	A. Robinson 1	Bohanon (FB) 1	C. Robinson 1	Omameh 1	Linder 1	Cann 1	Parnell 1	Lewis 1	Lee 1	Bortles 1	Fournette 1

## DEFENSIVE STARTERS

	DE	NT	DT	DE	WLB	MLB	SLB	LCB	FS	SS	RCB
9/10 at HOU	Ngakoue	Jones	Jackson	Campbell	Smith	Posluszny	Jack	Ramsey	Gipson	Church	Bouye
9/17 vs. TEN											
9/24 vs. BAL											
10/1 at NYJ											
10/8 at PIT											
10/15 vs. LAR											
10/22 at IND											
11/5 vs. CIN											
11/12 vs. LAC											
11/19 at CLE											
11/26 at ARI											
12/3 vs. IND											
12/10 vs. SEA											
12/17 vs. HOU											
12/23 at S.F.											
12/31 at TEN											
<b>TOTALS:</b>	Ngakoue 1	Jones 1	Jackson 1	Campbell 1	Smith 1	Posluszny 1	Jack 1	Ramsey 1	Gipson 1	Church 1	Bouye 1

# 2017 GAME-BY-GAME PARTICIPATION

	vs.	at	vs.	vs.	at	vs.	at	at	vs.	at	at	vs.	vs.	at	vs.	at	GAMES/ STARTS
	HOU	TEN	BAL	NYJ	PIT	LAR	IND	CIN	IAC	CLE	ARI	IND	SEA	HOU	S.F.	TEN	
ANKOU	P																1/0
BENN	P																1/0
BENNETT	INA																0/0
BOHANON	FB																1/1
BORTLES	QB																1/1
BOUYE	RCB																1/1
BROWN	INA																0/0
CAMPBELL	DE																1/1
CANN	RG																1/1
CHURCH	SS																1/1
COLE	P																1/0
COLVIN	P																1/0
DAY	P																1/0
FOURNETTE	RB																1/1
FOWLER JR.	P																1/0
GIPSON	FS																1/1
GRANT	P																1/0
HENNE	DNP																0/0
HURNS	P																1/0
IVORY	P																1/0
JACK	SLB																1/1
JACKSON	DT																1/1
JONES	NT																1/1
KOYACK	P																1/0
LEE	WR																1/1
LEWIS	TE																1/1
LINDER	C																1/1
McCRAY	P																1/0
MYERS	P																1/0
MYRICK	INA																0/0
NGAKOUE	DE																1/1
NORTMAN	P																1/0
OMAMEH	LG																1/1
O'SHAUGHNESSY	P																1/0
OVERTON	P																1/0
PARNELL	RT																1/1
PATMON	DNP																0/0
PAYNE	P																1/0
PITTS	P																1/0
POEHLS	INA																0/0
POSLUSZNY	MLB																1/1
PRYOR	INA																0/0
RAMSEY	LCB																1/1
A. ROBINSON	WR																1/1
C. ROBINSON	LT																1/1
SHATLEY	P																1/0
SMITH	WLB																1/1
SMOOT	P																1/0

POS=Started; P=Played; DNP=Did not play; ina= Inactive; ps=Practice squad; ---=Not on roster;

NFI= Reserve/non-football injury; PUP=Reserve/physically unable to perform; IR=Injured reserve; Sus=Suspended



# 2017 GAME-BY-GAME PARTICIPATION

	vs. HOU	at TEN	vs. BAL	vs. NYJ	at PIT	vs. LAR	at IND	at CIN	vs. IAC	at CLE	at ARI	vs. IND	vs. SEA	at HOU	vs. S.F.	at TEN	GAMES/ STARTS
THOMPSON		P															1/0
WALKER		INA															0/0
WELLS		P															1/0
WILSON		P															1/0
YELDON		INA															0/0

POS=Started; P=Played; DNP=Did not play; ina= Inactive; ps=Practice squad; ---=Not on roster;

NFI= Reserve/non-football injury; PUP=Reserve/physically unable to perform; IR=Injured reserve; Sus=Suspended

# 2017 JAGUARS DEFENSIVE STATS

PLAYER	DEFENSE											SPECIAL TEAM					MISC.			
	T	A	TT	SK	YD	TFL	QH	INT	PD	FF	FR	T	A	FF	FR	BL	T	A	FF	FR
JACK	8	6	14	0	0	1	0	0	0	0	0	0	0	0	0	0	0	0	0	0
BOUYE	5	1	6	0	0	0	0	0	1	0	0	0	0	0	0	0	0	0	0	0
CAMPBELL	4	2	6	4	17.5	2	5	0	0	0	0	0	0	0	0	0	0	0	0	0
GIPSON	4	2	6	0	0	0	0	1	2	0	0	0	0	0	0	0	0	0	0	0
CHURCH	3	3	6	0	0	0	0	0	0	0	0	0	0	0	0	0	0	0	0	0
NGAKOUE	3	1	4	2	13	0	0	0	0	2	1	0	0	0	0	0	0	0	0	0
JACKSON	3	0	3	1	7	1	1	0	1	0	0	0	0	0	0	0	0	0	0	0
FOWLER	3	0	3	1	6	1	0	0	0	1	1	0	0	0	0	0	0	0	0	0
RAMSEY	2	1	3	0	0	0	0	0	3	0	0	0	0	0	0	0	0	0	0	0
McCRA Y	1	2	3	1.5	7	1	2	0	0	0	0	0	0	0	0	0	0	0	0	0
SMITH	1	1	2	0	0	0	0	0	1	0	0	0	0	0	0	0	0	0	0	0
POSZUSZNY	1	1	2	0	0	0	0	0	0	0	0	0	0	0	0	0	0	0	0	0
JONES	0	2	2	0.5	3.5	0	1	0	0	0	1	0	0	0	0	0	0	0	0	0
ANKOU	1	0	1	0	0	0	0	0	0	0	0	0	0	0	0	0	0	0	0	0
SMOOT	1	0	1	0	0	0	0	0	0	0	0	0	0	0	0	0	0	0	0	0
COLVIN	1	0	1	0	0	0	0	0	0	0	0	0	0	0	0	0	0	0	0	0
DAY	0	1	1	0	0	0	0	0	0	0	0	0	0	0	0	0	0	0	0	0
O'SHAUGHNESSY	0	0	0	0	0	0	0	0	0	0	0	1	0	0	0	0	0	0	0	0
PAYNE	0	0	0	0	0	0	0	0	0	0	0	1	0	0	0	0	0	0	0	0
<b>Team Totals</b>	<b>41</b>	<b>23</b>	<b>64</b>	<b>10</b>	<b>54</b>	<b>6</b>	<b>10</b>	<b>1</b>	<b>8</b>	<b>3</b>	<b>3</b>	<b>2</b>	<b>0</b>	<b>0</b>	<b>0</b>	<b>0</b>	<b>0</b>	<b>0</b>	<b>0</b>	<b>0</b>
<b>Opponent Totals</b>	<b>33</b>	<b>30</b>	<b>63</b>	<b>0</b>	<b>0</b>	<b>3</b>	<b>2</b>	<b>0</b>	<b>4</b>	<b>0</b>	<b>0</b>	<b>1</b>	<b>1</b>	<b>0</b>	<b>0</b>	<b>0</b>	<b>0</b>	<b>0</b>	<b>0</b>	<b>0</b>

## SACK LEADERS

PLAYER	SK	YD
CAMPBELL	4	17.5
NGAKOUE	2	13
McCRAY	1.5	7
FOWLER	1	6
JONES	0.5	3.5
<b>Team Totals</b>	<b>10</b>	<b>54</b>
<b>Opponent Totals</b>	<b>0</b>	<b>0</b>

## SPECIAL TEAMS TACKLE LEADERS

PLAYER	T	A	FF	FR	BL
O'SHAUGHNESSY	1	0	0	0	0
PAYNE	1	0	0	0	0
<b>Team Totals</b>	<b>2</b>	<b>0</b>	<b>0</b>	<b>0</b>	<b>0</b>
<b>Opponent Totals</b>	<b>1</b>	<b>1</b>	<b>0</b>	<b>0</b>	<b>0</b>

## PD LEADERS

PLAYER	PD
RAMSEY	3
GIPSON	2
BOUYE	1
JACKSON	1
SMITH	1
<b>Team Totals</b>	<b>8</b>
<b>Opponent Totals</b>	<b>4</b>

# 2017 TEAM OFFENSIVE STATS

JAGUARS	FIRST DOWNS				TOTAL OFF.		RUSHING		PASSING					INT BY JAX		
	T	R	Pa	Pe	Yds	Plays	Yds	Att	Yds	SK/Yd	Att	Com	INT	No.	Yds	TD
9/10 at Houston	19	7	8	4	280	60	155	39	125	0/0	21	11	0	1	67	0
9/17 vs. Tennessee																
9/24 vs. Baltimore																
10/1 at New York Jets																
10/8 at Pittsburgh																
10/15 vs. L.A. Rams																
10/22 at Indianapolis																
11/5 vs. Cincinnati																
11/12 vs. L.A. Chargers																
11/19 at Cleveland																
11/26 at Arizona																
12/3 vs. Indianapolis																
12/10 vs. Seattle																
12/17 vs. Houston																
12/24 at San Francisco																
12/31 at Tennessee																
<b>Totals</b>	<b>19</b>	<b>7</b>	<b>8</b>	<b>4</b>	<b>280</b>	<b>60</b>	<b>155</b>	<b>39</b>	<b>125</b>	<b>0/0</b>	<b>21</b>	<b>11</b>	<b>0</b>	<b>1</b>	<b>67</b>	<b>0</b>

JAGUARS	PUNTS		PUNT RETURNS				K.O. RETURNS			PENALTY		FUMBLE	
	No.	Avg.	No.	Yds	FC	TD	No.	Yds	TD	No.	Yds	No.	LT
9/10 at Houston	4	46.8	1	7	3	0	0	0	0	10	89	0	0
9/17 vs. Tennessee													
9/24 vs. Baltimore													
10/1 at New York Jets													
10/8 at Pittsburgh													
10/15 vs. L.A. Rams													
10/22 at Indianapolis													
11/5 vs. Cincinnati													
11/12 vs. L.A. Chargers													
11/19 at Cleveland													
11/26 at Arizona													
12/3 vs. Indianapolis													
12/10 vs. Seattle													
12/17 vs. Houston													
12/24 at San Francisco													
12/31 at Tennessee													
<b>Totals</b>	<b>4</b>	<b>46.8</b>	<b>1</b>	<b>7</b>	<b>3</b>	<b>0</b>	<b>0</b>	<b>0</b>	<b>0</b>	<b>10</b>	<b>89</b>	<b>0</b>	<b>0</b>

# 2017 TEAM STATISTICS

## JAGUARS SCORING

	TD	TDr	TDp	TDrt	PAT	2-PT	FG	T.O.P
9/10 at Houston	3	1	1	1	2-3	0-0	3-4	30:05
9/17 vs. Tennessee								
9/24 vs. Baltimore								
10/1 at New York Jets								
10/8 at Pittsburgh								
10/15 vs. L.A. Rams								
10/22 at Indianapolis								
11/5 vs. Cincinnati								
11/12 vs. L.A. Chargers								
11/19 at Cleveland								
11/26 at Arizona								
12/3 vs. Indianapolis								
12/10 vs. Seattle								
12/17 vs. Houston								
12/24 at San Francisco								
12/31 at Tennessee								
<b>Totals</b>	<b>3</b>	<b>1</b>	<b>1</b>	<b>1</b>	<b>2-3</b>	<b>0-0</b>	<b>3-4</b>	<b>30:05</b>

## JAGUARS NFL RANKINGS

	JAGUARS OFFENSE						JAGUARS DEFENSE					
	AFC RANK			NFL RANK			AFC RANK			NFL RANK		
	Total	Rush	Pass	Total	Rush	Pass	Total	Rush	Pass	Total	Rush	Pass
9/10 at Houston	8	4	13	19	4	28	1	7	1	1	18	1
9/17 vs. Tennessee												
9/24 vs. Baltimore												
10/1 at New York Jets												
10/8 at Pittsburgh												
10/15 vs. L.A. Rams												
10/22 at Indianapolis												
11/5 vs. Cincinnati												
11/12 vs. L.A. Chargers												
11/19 at Cleveland												
11/26 at Arizona												
12/3 vs. Indianapolis												
12/10 vs. Seattle												
12/17 vs. Houston												
12/24 at San Francisco												
12/31 at Tennessee												
<b>Currently</b>	<b>8</b>	<b>4</b>	<b>13</b>	<b>19</b>	<b>4</b>	<b>28</b>	<b>1</b>	<b>7</b>	<b>1</b>	<b>1</b>	<b>18</b>	<b>1</b>



# 2017 MISCELLANEOUS STATISTICS

## REGULAR SEASON HIGHS & LOWS

	JAGUARS		OPPONENTS	
	HIGH	LOW	HIGH	LOW
Points	29	29	7	7
First Downs	19	19	23	23
Total Offense	280	280	203	203
Net Yards Rushing	155	155	93	93
Net Yards Passing	125	125	110	110
Offensive Plays	60	60	69	69
Rushing Attempts	39	39	23	23
Pass Attempts	21	21	36	36
Pass Completions	11	11	19	19
Passes Had Intercepted	0	0	1	1
Sacks Allowed	0	0	10	10
Fumbles	0	0	3	3
Fumbles Lost	0	0	3	3
Total Turnovers	0	0	4	4
Penalties	10	10	9	9
Yards Penalized	89	89	94	94
Time of Possession	30:05	30:05	29:55	29:55
Defensive Interceptions	1	1	0	0
Total Takeaways	4	4	0	0
Longest Drive (plays)	10	10	14	14
Longest Drive (yards)	78	78	66	66
Third Down Conversions	3-12	3-12	5-12	5-12

## REGULAR SEASON INDIVIDUAL HIGHS

	JAGUARS	OPPONENTS
Yards Rushing	100 - Leonard Fournette at HOU, 9/10/17	65 - Lamar Miller (HOU, 9/10/17)
Rushing Attempts	26 - Leonard Fournette at HOU, 9/10/17	17 - Lamar Miller (HOU, 9/10/17)
Rushing TDs	1 - Leonard Fournette at HOU, 9/10/17	--
Receptions	4 - Allen Hurns at HOU, 9/10/17	7 - DeAndre Hopkins (HOU, 9/10/17)
Yards Receiving	42 - Allen Hurns at HOU, 9/10/17	55 - DeAndre Hopkins (HOU, 9/10/17)
Receiving TDs	1 - Tommy Bohanon at HOU, 9/10/17	1 - DeAndre Hopkins (HOU, 9/10/17)
Combined Yards (rush/rec)	124 - Leonard Fournette at HOU, 9/10/17	96 - Lamar Miller (HOU, 9/10/17)
All-Purpose Yards	124 - Leonard Fournette at HOU, 9/10/17	96 - Lamar Miller (HOU, 9/10/17)
Yards Passing	125 - Blake Bortles at HOU, 9/10/17	102 - Deshaun Watson (HOU, 9/10/17)
Pass Attempts	21 - Blake Bortles at HOU, 9/10/17	23 - Deshaun Watson (HOU, 9/10/17)
Pass Completions	11 - Blake Bortles at HOU, 9/10/17	12 - Deshaun Watson (HOU, 9/10/17)
TD Passes	1 - Blake Bortles at HOU, 9/10/17	1 - Deshaun Watson (HOU, 9/10/17)
Interceptions Thrown	--	1 - Deshaun Watson (HOU, 9/10/17)
Longest Run	17 - Leonard Fournette, Chris Ivory at HOU, 9/10/17	9 - Deshaun Watson (HOU, 9/10/17)
Longest Pass Completion	20 - Blake Bortles to Allen Hurns at HOU, 9/10/17	26 - Lamar Miller (HOU, 9/10/17)
Longest Kickoff Return	--	24 - Tyler Ervin (HOU, 9/10/17)
Longest Punt Return	7 - Marqise Lee at HOU, 9/10/17	21 - Tyler Ervin (HOU, 9/10/17)
Longest INT Return	67 - Tashaun Gipson at HOU, 9/10/17	--
Longest Punt	61 - Brad Nortman at HOU, 9/10/17	54 - Shane Lechler (HOU, 9/10/17)
Longest Field Goal	42 - Jason Myers at HOU, 9/10/17	--
Touchdowns Scored	1 - Leonard Fournette & Tommy Bohanon at HOU, 9/10/17	1 - DeAndre Hopkins (HOU, 9/10/17)
Points Scored	11 - Jason Myers at HOU, 9/10/17	6 - DeAndre Hopkins (HOU, 9/10/17)

## SCORING BY QUARTERS

	JAGUARS					OPPONENTS						
	1	2	3	4	OT	Total	1	2	3	4	OT	Total
9/10 at HOU	3	16*^	7#	3	--	29	0	0	7#	0	--	7
9/17 vs. TEN												
9/24 vs. BAL												
10/1 at NYJ												
10/8 at PIT												
10/15 vs. LAR												
10/22 at IND												
11/5 vs. CIN												
11/12 vs. LAC												
11/19 at CLE												
11/26 at ARI												
12/3 vs. IND												
12/17 vs. HOU												
12/24 at S.F.												
12/31 at TEN												
Totals	3	16	7	3	--	29	0	0	7	0	--	7

\*=TD rushing // #=TD Passing // @=TD on INT return // %=TD on punt return // ^=TD on fumble return // &=TD on blocked FG // !=TD on kickoff return // ~=TD on blocked punt return

# 2017 SCORING DRIVES

OPPONENT	PLAYS	POSS. TIME	QUARTER	NET YARDS	HOW ACQUIRED	SCORING PLAY
9/10 at HOU	8	2:52	1	51	Kickoff	K <b>Jason Myers</b> 42-yard FG
	10	5:14	2	77	Punt	K <b>Jason Myers</b> 25-yard FG
	9	5:29	2	53	Fumble	RB <b>Leonard Fournette</b> 1-yard TD rush
	10	4:55	3	75	Kickoff	FB <b>Tommy Bohanon</b> 1-yard pass from QB <b>Blake Bortles</b>
	4	0:20	4	7	INT	K <b>Jason Myers</b> 38-yard FG

# 2017 TAKEAWAYS AND TURNOVERS

## TAKEAWAYS

<b>Date</b>	<b>Opponent</b>	<b>Takeaway</b>	<b>Quarter</b>	<b>Yard Line</b>	<b>Result</b>
9/10	Houston	DE <b>Yannick Ngakoue</b> strip-sack of HOU QB <b>Tom Savage</b> , recovered by DT <b>Abry Jones</b>	2	JAX 47	TD
		DE <b>Yannick Ngakoue</b> strip-sack of HOU QB <b>Tom Savage</b> , recovered by DE <b>Dante Fowler Jr.</b> for TD	2	JAX 47	TD
		FS <b>Tashaun Gipson</b> INT from HOU QB <b>Dashaun Watson</b> , returned 67 yards to HOU 27-yard line	4	JAX 6	FG

## TURNOVERS

<b>Date</b>	<b>Opponent</b>	<b>Takeaway</b>	<b>Quarter</b>	<b>Yard Line</b>	<b>Result</b>
9/10	Houston	none			

# 2017 LONG PLAYS

## RUSHES OF 15+ YARDS (3)

9/10 at HOU

RB **Chris Ivory** for 17 yards in first quarter  
RB **Leonard Fournette** for 17 yards in fourth quarter  
QB **Blake Bortles** for 15 yards in third quarter

## PASSES OF 20+ YARDS (1)

9/10 at HOU

QB **Blake Bortles** to WR **Allen Hurns** for 20 yards in first quarter

## INT RETURNS OF 10+ YARDS (1)

9/10 at HOU

FS **Tashaun Gipson** return for 67 yards in fourth quarter

## FUMBLE RETURNS OF 20+ YARDS (1)

9/10 at HOU

DE **Dante Fowler Jr.** for 53 yards and a TD (forced by DE **Yannick Ngakoue**) in second quarter

## LONG TDs OF 15+ YARDS (0)

## FIELD GOALS OF 40+ YARDS (0)

9/10 at HOU

K **Jason Myers** for 42 yards in first quarter

## PUNTS OF 50+ YARDS (2)

9/10 at HOU

P **Brad Nortman** for 57 yards in first quarter  
P **Brad Nortman** for 61 yards in second quarter



# 2017 RED ZONE EFFICIENCY

at Houston (9/10)

	1st	2nd	3rd	4th	OT	Total	TDs	FGs	PTs
<b>Offense</b>	0-0	1-2	1-1	0-1	-	2-4	2	2	19
<b>Defense</b>	0-0	0-0	1-1	0-1	-	1-2	1	0	7

# PLAYS OF 30+ YARDS

	95	96	97	98	99	00	01	02	03	04	05	06	07	08	09	10	11	12	13	14	15	16	17	Total
Jimmy Smith	2	8	9	12	8	9	4	3	6	9	5													75
Fred Taylor				8	5	4		4	4	6	1	5	5	1										43
Maurice Jones-Drew												6	4	1	6	3	6	1	3					30
Keenan McCardell		5	7	3	2	5	4																	26
<b>Mercedes Lewis</b>											1		1	4	1	1		3						15
<b>Allen Hurns</b>																			5	5	4			14
<b>Allen Robinson</b>																					13	1		14
Ernest Wilford									3	5	3	2		1										14
Reggie Williams										2	6	3	2											13
Cecil Shorts III																		9	1	3				13
Matt Jones										4	4	2	2											12
James Stewart	1	1	4	1	3																			10
<b>Marqise Lee</b>																			5			4		9
Willie Jackson	3	5	1																					9
Justin Blackmon																		6	2					8
Kyle Brady					1	3		2			1													7
Mike Sims-Walker														1	4	2								7
Pete Mitchell	1	1	1	1				1																5
Dennis Northcutt												2	3											5
Mike Thomas																3	2							5
Denard Robinson																			3	1				4
Andre Rison		4																						4
Jason Hill																3	1	0	0					4
Reggie Barlow				1	2																			3
Damon Jones				1	1		1																	3
Mike Brown																		3						3
Montell Owens														1				2						3
Clay Harbor																			1	2				3
<b>T.J. Yeldon</b>																						3		3
Jordan Todman																		2	1					3
<b>Arrelious Benn</b>																							2	2
<b>Chris Ivory</b>																							2	2
Julius Thomas																					2			2
Rich Griffith	2																							2
Curtis Marsh	2																							2
Mark Brunell		1					1																	2
Tavian Banks				1	1																			2
Alvis Whitted				1		1																		2
Anthony Johnson						2																		2
R. Jay Soward						2																		2
Patrick Johnson								2																2
Bobby Shaw								2																2
David Garrard								1							1									2
Matthew Hatchette									2															2
Troy Edwards									1	1														2
LaBrandon Toefield									1		1													2
George Wrihster									1					1										2
John Broussard													2											2
Jerry Porter															2									2
Torry Holt																2								2
Zach Miller															1	1								2
Ace Sanders																			2					2
Bryan Walters																						1		1
<b>Blake Bortles</b>																				1				1
Randy Jordan	1																							1
Natrone Means		1																						1
Stacey Mack							1																	1
Kevin Lockett									1															1
Jermaine Lewis										1														1
Marc Edwards										1														1
David Allen										1														1
Todd Yoder											1													1
Brian Jones												1												1
Alvin Pearman												1												1
Greg Estandia														1										1
Jarett Dillard																1								1
Nate Hughes																1								1
Rashad Jennings																	1							1
Laurent Robinson																			1					1
Jordan Shipley																			1					1
Danny Noble																							1	1
<b>Total</b>	<b>12</b>	<b>26</b>	<b>22</b>	<b>29</b>	<b>23</b>	<b>26</b>	<b>11</b>	<b>16</b>	<b>18</b>	<b>20</b>	<b>21</b>	<b>25</b>	<b>22</b>	<b>14</b>	<b>21</b>	<b>14</b>	<b>10</b>	<b>20</b>	<b>18</b>	<b>26</b>	<b>27</b>	<b>14</b>	<b>0</b>	<b>422</b>

# PLAYS OF 30+ YARDS - LAST 10 SEASONS

1.

- 1. 37 ..... Blake Bortles to Mercedes Lewis
- 2. 30 ..... Blake Bortles to Allen Hurns
- 3. 38 ..... Blake Bortles to Allen Hurns
- 4. 35 ..... Blake Bortles to Allen Robinson
- 5. 42t ..... Blake Bortles to Allen Hurns
- 6. 51t ..... Blake Bortles to Arrelious Benn
- 7. 42 ..... Chris Ivory run
- 8. 39 ..... Blake Bortles to Arrelious Benn
- 9. 38 ..... Blake Bortles to Marqise Lee
- 10. 31 ..... Blake Bortles to Allen Hurns
- 11. 51 ..... Blake Bortles to Marqise Lee
- 12. 42 ..... Chris Ivory run
- 13. 39 ..... Blake Bortles to Marqise Lee
- 14. 34 ..... Blake Bortles to Marqise Lee
- 15. 37 ..... Blake Bortles to Allen Robinson
- 16. 37 ..... Blake Bortles to Chris Ivory
- 17. 57 ..... Corey Grant run
- 18. 42 ..... Blake Bortles to Allen Robinson

## 2017

## 2016

- 9-11-16 vs. Green Bay
- 9-11-16 vs. Green Bay
- 9-11-16 vs. Green Bay
- 9-18-16 at San Diego
- 10-2-16 vs. Indianapolis
- 10-16-16 at Chicago
- 10-23-16 vs. Oakland
- 10-23-16 vs. Oakland
- 10-23-16 vs. Oakland
- 10-27-16 at Tennessee
- 11-6-16 at Kansas City
- 11-6-16 at Kansas City
- 12-11-16 vs. Minnesota
- 12-11-16 vs. Minnesota
- 12-24-16 vs. Tennessee
- 12-24-16 vs. Tennessee
- 1-1-17 at Indianapolis
- 1-1-17 at Indianapolis

## 2015

- 1. 36 ..... Blake Bortles to Allen Robinson
- 2. 52t ..... Blake Bortles to Allen Robinson
- 3. 46 ..... Blake Bortles to Allen Robinson
- 4. 37 ..... Blake Bortles to Allen Robinson
- 5. 59t ..... Blake Bortles to Allen Hurns
- 6. 48 ..... Blake Bortles to Allen Robinson
- 7. 36 ..... T.J. Yeldon run
- 8. 59 ..... Blake Bortles to Allen Hurns
- 9. 31 ..... Blake Bortles to Allen Hurns
- 10. 45 ..... T.J. Yeldon run
- 11. 44 ..... Blake Bortles to Allen Robinson
- 12. 33 ..... Blake Bortles to Allen Robinson
- 13. 30t ..... Blake Bortles to Allen Hurns
- 14. 31 ..... Blake Bortles to Bryan Walters
- 15. 38 ..... Blake Bortles to Allen Robinson
- 16. 34 ..... Blake Bortles to Julius Thomas
- 17. 31 ..... Blake Bortles to Allen Robinson
- 18. 44 ..... Blake Bortles to Allen Robinson
- 19. 67 ..... Blake Bortles to T.J. Yeldon
- 20. 30 ..... Blake Bortles to Julius Thomas
- 21. 80t ..... Blake Bortles to Allen Hurns
- 22. 31 ..... Denard Robinson run
- 23. 30 ..... Blake Bortles to Marqise Lee
- 24. 37 ..... Blake Bortles to Allen Robinson
- 25. 90t ..... Blake Bortles to Allen Robinson
- 26. 36 ..... Blake Bortles to Allen Robinson
- 27. 45 ..... Blake Bortles to Mercedes Lewis

- 9-20-15 vs. Miami
- 9-20-15 vs. Miami
- 9-20-15 vs. Miami
- 9-27-15 at New England
- 9-27-15 at New England
- 10-4-15 at Indianapolis
- 10-4-15 at Indianapolis
- 10-11-15 at Tampa Bay
- 10-25-15 vs. Buffalo
- 11-8-15 at New York Jets
- 11-8-15 at New York Jets
- 11-8-15 at New York Jets
- 11-8-15 at New York Jets
- 11-19-15 vs. Tennessee
- 11-19-15 vs. Tennessee
- 11-29-15 vs. San Diego
- 12-6-15 at Tennessee
- 12-6-15 at Tennessee
- 12-6-15 at Tennessee
- 12-13-15 vs. Indianapolis
- 12-13-15 vs. Indianapolis
- 12-13-15 vs. Indianapolis
- 12-20-15 vs. Atlanta
- 12-27-15 at New Orleans
- 12-27-15 at New Orleans
- 1-3-16 at Houston
- 1-3-16 at Houston

## 2014

- 1. 34t ..... Chad Henne to Allen Hurns
- 2. 46 ..... Chad Henne to Allen Hurns
- 3. 63t ..... Chad Henne to Mercedes Lewis
- 4. 54 ..... Chad Henne to Allen Robinson
- 5. 63t ..... Blake Bortles to Allen Hurns
- 6. 44 ..... Blake Bortles to Allen Hurns
- 7. 30 ..... Blake Bortles to Clay Harbor
- 8. 59 ..... Blake Bortles to Clay Harbor
- 9. 31t ..... Blake Bortles to Allen Robinson
- 10. 41 ..... Denard Robinson run
- 11. 32 ..... Blake Bortles run
- 12. 48t ..... Blake Bortles to Allen Robinson
- 13. 39 ..... Denard Robinson run
- 14. 40t ..... Blake Bortles to Allen Hurns
- 15. 32t ..... Denard Robinson run
- 16. 53 ..... Blake Bortles to Cecil Shorts III
- 17. 32 ..... Blake Bortles to Cecil Shorts III
- 18. 31 ..... Blake Bortles to Allen Robinson
- 19. 37 ..... Blake Bortles to Marqise Lee
- 20. 30 ..... Blake Bortles to Marqise Lee
- 21. 31 ..... Blake Bortles to Marqise Lee
- 22. 35 ..... Blake Bortles to Mercedes Lewis
- 23. 30 ..... Blake Bortles to Cecil Shorts III
- 24. 33 ..... Blake Bortles to Marqise Lee
- 25. 34 ..... Blake Bortles to Marqise Lee
- 26. 62t ..... Jordan Todman run

- 9-7-14 at Philadelphia
- 9-7-14 at Philadelphia
- 9-14-14 at Washington
- 9-14-14 at Washington
- 9-21-14 vs. Indianapolis
- 9-28-14 at San Diego
- 9-28-14 at San Diego
- 10-12-14 at Tennessee
- 10-19-14 vs. Cleveland
- 10-26-14 vs. Miami
- 10-26-14 vs. Miami
- 10-26-14 vs. Miami
- 11-2-14 at Cincinnati
- 11-2-14 at Cincinnati
- 11-9-14 vs. Dallas
- 11-9-14 vs. Dallas
- 11-9-14 vs. Dallas
- 11-23-14 at Indianapolis
- 11-30-14 vs. New York Giants
- 12-7-14 vs. Houston
- 12-7-14 vs. Houston
- 12-14-14 at Baltimore
- 12-18-14 vs. Tennessee
- 12-18-14 vs. Tennessee
- 12-18-14 vs. Tennessee

## 2013

- 1. 30 ..... Chad Henne to Ace Sanders
- 2. 59 ..... Chad Henne to Cecil Shorts III
- 3. 31 ..... Blaine Gabbert to Clay Harbor
- 4. 67 ..... Blaine Gabbert to J. Blackmon
- 5. 39 ..... Chad Henne to J. Blackmon
- 6. 43 ..... Chad Henne to Mike Brown
- 7. 32 ..... Chad Henne to Mike Brown
- 8. 31 ..... Chad Henne to Mike Brown
- 9. 30 ..... Maurice Jones-Drew run
- 10. 62 ..... Chad Henne to Danny Noble
- 11. 51 ..... Chad Henne to Ace Sanders
- 12. 44 ..... Maurice Jones-Drew run
- 13. 48 ..... Maurice Jones-Drew run
- 14. 41 ..... Chad Henne to M. Lewis
- 15. 33 ..... Jordan Todman run
- 16. 30 ..... Chad Henne to Jordan Todman
- 17. 30 ..... Chad Henne to M. Lewis
- 18. 36 ..... Chad Henne to M. Lewis

- 9-15-13 at Oakland
- 9-22-13 at Seattle
- 9-29-13 vs. Indianapolis
- 10-6-13 at St. Louis
- 10-6-13 at St. Louis
- 10-20-13 vs. San Diego
- 10-20-13 vs. San Diego
- 10-20-13 vs. San Diego
- 10-27-13 vs. San Francisco (London)
- 11-17-13 vs. Arizona
- 11-24-13 at Houston
- 11-24-13 at Houston
- 12-5-13 vs. Houston
- 12-5-13 vs. Houston
- 12-15-13 vs. Buffalo
- 12-15-13 vs. Buffalo
- 12-22-13 vs. Tennessee
- 12-29-13 at Indianapolis

## 2012

- 1. 39t ..... Blaine Gabbert to Cecil Shorts III
- 2. 32 ..... Blaine Gabbert to Laurent Robinson
- 3. 59t ..... Maurice Jones-Drew run
- 4. 80t ..... Blaine Gabbert to Cecil Shorts III
- 5. 34 ..... Blaine Gabbert to Cecil Shorts III
- 6. 42t ..... Blaine Gabbert to Cecil Shorts III
- 7. 36 ..... Blaine Gabbert to Justin Blackmon
- 8. 35 ..... Blaine Gabbert to Cecil Shorts III

- 9-9-12 at Minnesota
- 9-16-12 vs. Houston
- 9-23-12 at Indianapolis
- 9-23-12 at Indianapolis
- 10-7-12 vs. Chicago
- 10-21-12 at Oakland
- 10-28-12 at Green Bay
- 10-28-12 at Green Bay

- 9. 52 ..... Blaine Gabbert to Cecil Shorts III
- 10. 63 ..... Chad Henne to Justin Blackmon
- 11. 67t ..... Chad Henne to Cecil Shorts III
- 12. 39 ..... Chad Henne to Justin Blackmon
- 13. 81t ..... Chad Henne to Justin Blackmon
- 14. 59t ..... Chad Henne to Cecil Shorts III
- 15. 32t ..... Montell Owens run
- 16. 38 ..... Chad Henne to Justin Blackmon
- 17. 30 ..... Chad Henne to Cecil Shorts III
- 18. 36 ..... Chad Henne to Jordan Shipley
- 19. 53 ..... Chad Henne to Montell Owens
- 20. 30t ..... Chad Henne to Justin Blackmon

## 2011

- 1. 39 ..... Maurice Jones-Drew run
- 2. 36t ..... Blaine Gabbert to Mike Thomas
- 3. 47 ..... Blaine Gabbert to Mike Thomas
- 4. 41 ..... Maurice Jones-Drew run
- 5. 74t ..... Blaine Gabbert to Jason Hill
- 6. 31 ..... Blaine Gabbert to Maurice Jones-Drew
- 7. 48 ..... Blaine Gabbert to Maurice Jones-Drew
- 8. 62 ..... Blaine Gabbert to Mercedes Lewis
- 9. 43 ..... Maurice Jones-Drew run
- 10. 56 ..... Maurice Jones-Drew run

## 2010

- 1. 33 ..... Mike Thomas run
- 2. 42t ..... David Garrard to Mercedes Lewis
- 3. 39 ..... David Garrard to Mike Sims-Walker
- 4. 52t ..... David Garrard to Zach Miller
- 5. 50t ..... David Garrard to Mike Thomas
- 6. 75 ..... David Garrard to Maurice-Jones-Drew
- 7. 37 ..... Maurice Jones-Drew run
- 8. 48t ..... David Garrard to Jason Hill
- 9. 74t ..... Rashad Jennings run
- 10. 30t ..... Maurice Jones-Drew run
- 11. 39 ..... David Garrard to Mike Thomas
- 12. 31 ..... David Garrard to Mike Sims-Walker
- 13. 37 ..... David Garrard to Jason Hill
- 14. 44 ..... Trent Edwards to Jason Hill

## 2009

- 1. 36 ..... Maurice Jones-Drew run
- 2. 34 ..... David Garrard to Mike Sims-Walker
- 3. 30 ..... David Garrard run
- 4. 61t ..... Maurice Jones-Drew run
- 5. 33t ..... David Garrard to Mercedes Lewis
- 6. 41 ..... David Garrard to Torry Holt
- 7. 35 ..... David Garrard to Mike Sims-Walker
- 8. 80t ..... Maurice Jones-Drew run
- 9. 79t ..... Maurice Jones-Drew run
- 10. 33 ..... David Garrard to Jarrett Dillard
- 11. 61t ..... David Garrard to Mike Sims-Walker
- 12. 45 ..... David Garrard to Mike Sims-Walker
- 13. 33t ..... Maurice Jones-Drew run
- 14. 33 ..... David Garrard to Mercedes Lewis
- 15. 35 ..... David Garrard to Mercedes Lewis
- 16. 30 ..... David Garrard to Ernest Wilford
- 17. 47 ..... David Garrard to Mercedes Lewis
- 18. 35t ..... David Garrard to Nate Hughes
- 19. 62 ..... David Garrard to Zach Miller
- 20. 63 ..... David Garrard to Torry Holt
- 21. 30 ..... Maurice Jones-Drew run

## 2008

- 1. 33 ..... David Garrard to Matt Jones
- 2. 34 ..... Fred Taylor run
- 3. 41t ..... Montell Owens run
- 4. 32 ..... David Garrard to Mike Walker
- 5. 46t ..... Maurice Jones-Drew run
- 6. 30t ..... David Garrard to Mercedes Lewis
- 7. 32 ..... David Garrard to Reggie Williams
- 8. 35 ..... David Garrard to Matt Jones
- 9. 31 ..... David Garrard to Jerry Porter
- 10. 30 ..... David Garrard to Reggie Williams
- 11. 33 ..... David Garrard to Jerry Porter
- 12. 41 ..... David Garrard to Dennis Northcutt
- 13. 35 ..... David Garrard to Dennis Northcutt
- 14. 30t ..... David Garrard to Dennis Northcutt

- 9-25-11 at Carolina
- 9-25-11 at Carolina
- 10-2-11 vs. New Orleans
- 10-2-11 vs. New Orleans
- 10-9-11 vs. Cincinnati
- 11-27-11 vs. Houston
- 12-5-11 vs. San Diego
- 12-11-11 vs. Tampa Bay
- 12-15-11 at Atlanta
- 1-1-12 vs. Indianapolis
- 10-10-10 at Buffalo
- 10-31-10 at Dallas
- 10-31-10 at Dallas
- 11-14-10 vs. Houston
- 11-14-10 vs. Houston
- 11-21-10 vs. Cleveland
- 12-5-10 at Tennessee
- 12-12-10 vs. Oakland
- 12-12-10 vs. Oakland
- 12-12-10 vs. Oakland
- 12-18-10 at Indianapolis
- 12-26-10 vs. Washington
- 12-26-10 vs. Washington
- 1-2-11 at Houston
- 9-20-09 vs. Arizona
- 9-20-09 vs. Arizona
- 9-28-09 at Houston
- 9-28-09 at Houston
- 10-4-09 vs. Tennessee
- 10-18-09 vs. St. Louis
- 10-18-09 vs. St. Louis
- 11-1-09 at Tennessee
- 11-1-09 at Tennessee
- 11-8-09 vs. Kansas City
- 11-8-09 vs. Kansas City
- 11-8-09 vs. Kansas City
- 11-15-09 at New York Jets
- 11-15-09 at New York Jets
- 11-22-09 vs. Buffalo
- 11-29-09 at San Francisco
- 12-6-09 vs. Houston
- 12-6-09 vs. Houston
- 12-6-09 vs. Houston
- 12-13-09 vs. Miami
- 1-3-10 at Cleveland
- 9-7-08 at Tennessee
- 9-21-08 at Indianapolis
- 9-28-08 vs. Houston
- 10-5-08 vs. Pittsburgh
- 10-12-08 at Denver
- 10-12-08 at Denver
- 10-26-08 vs. Cleveland
- 10-26-08 vs. Cleveland
- 11-2-08 at Cincinnati
- 11-23-08 vs. Minnesota
- 12-1-08 at Houston
- 12-14-08 vs. Green Bay
- 12-14-08 vs. Green Bay
- 12-14-08 vs. Green Bay

**Bold indicates Playoffs**

# RECORD WHEN...

	95	96	97	98	99	00	01	02	03	04	05	06	07	08	09	10	11	12	13	14	15	16	17	Total	Post
	W-L	W-L	W-L	W-L	W-L	W-L	W-L	W-L	W-L	W-L	W-L	W-L	W-L	W-L	W-L	W-L	W-L	W-L	W-L	W-L	W-L	W-L	W-L	W-L	W-L
Play at home	2-6	7-1	7-1	7-1	7-1	4-4	3-5	3-5	5-3	4-4	6-2	6-2	6-2	2-6	5-3	5-3	4-4	1-7	1-7	3-5	4-4	1-6		93-82	2-1
Play on the road	2-6	2-6	4-4	4-4	7-1	3-5	3-5	3-5	0-8	5-3	6-2	2-6	5-3	3-5	2-6	3-5	1-7	1-7	3-5	0-8	1-7	1-5	1-0	62-111	3-5
Play on grass field	3-8	8-3	10-2	9-2	10-2	5-8	5-9	6-8	5-7	7-6	11-2	8-6	11-3	3-10	5-7	6-6	4-8	1-12	4-9	3-10	4-7	2-9		130-144	4-4
Play on artificial field	1-4	1-4	1-3	2-3	4-0	2-1	1-1	0-2	0-4	2-1	1-2	0-2	0-2	2-1	2-2	2-2	1-3	1-2	0-3	0-3	1-4	0-2	1-0	26-51	1-2
Play in a dome	1-1	1-2		0-1	1-0	0-1	1-0	0-1	0-2	1-1	0-2	0-1	0-2	2-1	1-1	1-1	1-2	0-1	1-2	0-2		0-1	1-0	12-25	
Score first	4-1	7-2	8-2	8-2	9-1	5-6	4-2	4-4	3-3	6-0	8-1	5-2	9-1	3-2	5-2	4-0	4-3	1-5	3-4	0-5	3-2	1-3	1-0	105-53	2-2
Opponent scores first	0-11	2-5	3-3	3-3	5-1	2-3	2-8	2-6	2-8	3-7	4-3	3-6	2-4	2-9	2-7	4-8	1-8	1-9	1-8	3-8	2-9	1-8		50-142	3-4
Score on first poss.	4-3	6-1	6-2	3-2	5-0	3-1	2-2	3-0	0-2	3-0	6-0	5-1	6-2	3-2	7-2	5-1	1-1	1-3	3-0	0-3	2-1	0-1	1-0	75-31	3-2
Score 20+ points	3-4	8-3	10-3	11-1	11-0	5-3	3-4	6-3	4-2	5-1	11-1	6-4	9-3	5-2	6-1	7-3	1-1	2-4	3-2	3-1	4-5	1-4	1-0	125-55	5-2
Score less than 20 pts.	1-8	1-4	1-2	0-4	3-2	2-6	3-6	0-7	1-9	4-6	1-3	2-4	2-2	0-9	1-8	1-5	4-10	0-10	1-10	0-11	1-5	1-6		30-137	0-4
Allow 20+ points	1-9	3-4	5-5	5-3	4-2	1-7	0-8	2-9	2-9	2-5	4-3	0-7	2-4	2-10	4-7	5-8	0-8	0-13	3-11	1-11	2-9	1-8		49-160	3-6
Allow less than 20 pts.	3-3	6-3	6-0	6-2	10-0	6-2	6-2	4-1	3-2	7-2	8-1	8-1	9-1	3-1	3-2	3-0	5-3	2-1	1-1	2-2	1-1	1-2	1-0	104-33	2-0
Game decided by <7 pts.	3-5	7-5	4-4	5-2	4-1	2-5	3-6	3-8	4-6	8-3	8-2	2-7	4-2	4-6	5-3	2-2	3-5	2-3	2-1	1-2	4-5	1-4		82-86	3-0
Game decided by <3 pts.	2-2	4-2	2-0	1-2	3-1	1-3	0-3	2-5	1-2	5-2	3-1	0-3	1-2	2-1	1-1		1-1		1-0	1-1	1-0	1-1		33-33	3-0
Lead after 1st quarter	4-2	6-0	7-2	8-2	6-1	4-2	4-1	4-3	2-0	4-0	8-0	4-2	8-2	2-3	3-1	3-1	4-0	1-3	3-4	0-6	2-1	1-2	1-0	90-38	2-0
Trail after 1st quarter	0-8	3-3	2-2	2-3	3-1	2-5	0-6	2-6	1-9	2-6	3-2	3-3	1-2	3-3	4-5	2-7	1-8	1-6	0-7	2-5	2-9	0-7		40-119	3-4
Lead at halftime	4-1	4-0	10-1	7-1	9-1	6-3	4-2	6-2	3-2	5-0	6-0	6-2	10-1	2-2	5-0	4-1	4-1	1-3	4-1	1-3	2-1	1-2	1-0	106-30	4-1
Trail at halftime	0-9	4-6	0-4	3-3	3-1	0-5	1-6	0-6	1-8	4-6	6-3	0-5	1-4	2-9	2-9	1-7	0-7	1-7	0-10	2-10	2-10	1-7		34-144	0-4
Tied at halftime	0-2	1-1	1-0	1-1	2-0	1-1	1-2	0-2	1-1	0-1	0-1	2-1		1-0		3-0	1-3	0-3	0-1		1-0	0-1		16-21	1-1
Lead after 3rd quarter	2-1	6-1	10-1	9-1	11-1	7-3	5-3	6-1	3-2	7-1	9-2	7-0	9-0	3-2	4-1	6-1	5-1	1-1	3-1	2-2	2-2	1-2	1-0	119-30	4-0
Trail after 3rd quarter	2-11	3-5	1-4	2-3	2-1	0-5	1-6	0-7	1-7	2-6	2-2	0-8	2-5	1-9	2-8	1-6	0-8	1-11	1-11	1-11	2-8	1-9		26-150	0-6
Goes into overtime		1-1	0-1			0-1				1-0	2-0	0-1		1-0	1-0	0-1		0-3			0-1			7-8	
Have + turnover ratio	3-3	5-1	7-2	7-2	9-0	6-2	3-3	5-3	2-2	7-0	8-2	6-1	9-1	4-2	5-2	6-0	4-3	2-3	4-2	1-4	2-2	1-1	1-0	106-42	4-0
Have - turnover ratio	0-7	0-5	1-3	1-3	2-2	1-7	2-5	0-3	1-6	0-2	1-2	1-5	1-3	0-6	2-4	2-8	0-5	0-6	0-8	0-8	1-9	1-8		17-116	0-5
Turnover ratio is even	1-2	4-1	3-0	3-0	3-0		1-2	1-4	2-3	2-5	3-0	1-2	2-1	1-3	0-2		1-3	0-5	0-2	2-1	2-0	0-2		33-38	1-1
Have 30:00+ T.O.P	2-5	6-5	8-1	4-1	11-1	6-5	4-1	4-3	5-5	5-5	9-2	8-3	8-2	4-6	7-1	5-6	5-4	0-6	2-2	1-4	2-2	0-5	1-0	108-75	4-1
Have < 30:00 T.O.P	2-7	3-2	3-4	7-4	3-1	1-4	2-9	2-7	0-6	3-2	3-2	0-5	3-3	1-5	0-8	3-2	0-7	2-8	2-10	2-9	3-9	2-6		48-122	1-5
Have 30:00 T.O.P										1-0														1-0	
Have 100-yard rusher		1-1	1-0	7-1	5-0	5-4	2-1	2-3	2-1	3-2	5-1	3-3	6-1	2-0	2-2	6-2	3-3	1-0	1-1	1-1	1-1	0-1	1-0	60-29	4-1
Have 300 net passing yds.		2-2	4-0	1-0	3-0	0-2		1-0	1-0	0-2		0-1	0-1	0-1	2-0	1-0		0-2	0-1		1-5	0-3		16-20	
Have a 100-yd. receiver	0-2	4-3	6-2	2-1	4-2	5-5	3-3	0-2	2-1	2-2	3-3	1-1	0-2	1-5	2-1	2-1	0-1	1-5	0-2	0-4	3-7	0-3		41-58	1-1
Have two 100-yd. receivers		1-1	0-1	1-1	3-0	0-1	0-1								1-0						0-2			6-7	
In August																								1-0	
In September	0-4	2-3	2-1	4-0	2-1	2-2	2-1	2-1	0-4	3-0	2-1	2-1	2-1	2-2	1-2	1-2	1-2	1-3	0-4	0-4	1-2	0-3	1-0	34-44	
In October	3-2	1-3	2-2	1-2	4-0	1-4	0-3	1-3	1-2	2-3	2-2	2-2	3-1	1-2	2-1	3-2	1-4	0-3	0-4	1-3	1-3	2-2		34-53	
In November	0-3	2-1	4-1	4-1	4-0	2-1	1-3	2-2	2-3	1-2	4-0	2-2	3-1	1-3	3-2	2-1	1-2	1-3	3-1	1-3	2-2	0-4		45-41	
In December	1-3	4-0	2-1	2-2	3-1	2-2	3-2	1-4	2-2	2-2	3-1	2-3	3-2	1-4	1-3	2-2	1-3	0-5	1-3	1-3	1-3	0-2		38-53	1-1
In January					1-0		0-1			1-0	1-0				0-1	0-1	1-0				0-1			4-4	4-5

	95	96	97	98	99	00	01	02	03	04	05	06	07	08	09	10	11	12	13	14	15	16	17	Total	Post	
	W-L	W-L	W-L	W-L	W-L	W-L	W-L	W-L	W-L	W-L	W-L	W-L	W-L	W-L	W-L	W-L	W-L	W-L	W-L	W-L	W-L	W-L	W-L	W-L	W-L	
On Saturday				0-1	0-1					1-0						0-1					1-3	1-0		4-2		
On Sunday night	0-1	1-0	0-1	1-0	1-1		0-1	1-0	0-1	1-0			0-1								5-6			1-3		
On Monday night			1-0	2-0	2-0	0-2	0-1					2-0	0-1		0-1		0-1	1-1						8-7		
On Thursday night					1-0		0-1								0-1	0-1		0-1	0-1	1-0	1-0	1-0	0-1	4-6		
Kickoff is 9:30 a.m.																				0-1	0-1	1-0		1-0	2-2	
Kickoff is 1:00/12:30	3-8	7-3	6-3	7-3	8-1	3-5	6-4	4-6	3-11	7-5	9-4	3-7	9-4	3-5	7-5	7-4	4-9	2-10	3-10	2-12	2-10	1-9	1-0	106-137	3-2	
Kickoff is 4:00/:05/:15/:25	1-3	1-4	4-2	2-1	2-1	3-1	0-4	2-3	1-0	2-1	2-0	3-1	2-0	2-3	0-3	1-3		0-3	0-2	0-1	1-1	0-1		29-38	1-2	
Kickoff is 8:00/:20/:25/:35	0-1	1-0		2-1	2-0	1-1	0-1	0-1	1-0	0-1	1-0	2-0	0-1	0-3	0-1	0-1	1-2	0-1	1-0	1-0	1-0	0-1		14-16	1-2	
Kickoff is 9:00				1-0		2-0	0-2	0-1																3-3		

\*All Times Eastern

	02	03	04	05	06	07	08	09	10	11	12	13	14	15	16	17	Total
	W-L	W-L	W-L	W-L	W-L	W-L	W-L	W-L	W-L	W-L	W-L	W-L	W-L	W-L	W-L	W-L	W-L
vs. AFC South Teams	1-5	2-4	2-4	4-2	2-4	2-4	2-4	3-3	3-3	3-3	2-4	3-3	1-5	2-4	1-2	1-0	34-54
vs. AFC North Teams	1-3	0-1	0-1	4-0	1-0	1-0	1-0	0-4	0-1	1-0	1-3	0-1	1-0	1-3	1-0	0-1	12-18
vs. AFC East Teams	1-0	0-4	1-0	1-0	2-2	1-0	0-1	2-2	1-0	0-1	0-4	0-1	0-1	2-2	0-1		11-19
vs. AFC West Teams	1-0	1-0	3-1	0-1	0-1	4-0	1-0	1-0	2-2	0-1	0-1	0-4	0-1	0-1	0-4		13-17
vs. NFC South Teams			2-2				3-1			1-3				0-4			6-10
vs. NFC North Teams				3-1				2-2			0-4				1-3		6-10
vs. NFC East Teams	2-2				3-1				1-3				1-3				7-9
vs. NFC West Teams					3-1				1-3			0-4					4-8



# 2017 DRIVE CHART

## Week 1 – Sept. 10 at Houston Texans

JAX Start	Plys	Yds	End	Deep	Result	HOU Start	Plys	Yds	End	Deep	Result
1. J25	8	51	H24	H24	Field goal	1. H25	3	-6	H19	H26	Punt
2. J38	3	5	J43	J43	Punt	2. H20	9	29	H49	50	Punt
3. J16	10	77	H 7	H 7*#	Field goal	3. H25	3	3	H28	H30	Punt
4. J25	3	8	J33	J33	Punt	4. H33	3	-3	H30	H37	Punt
5. J19	3	3	J22	J23	Punt	5. H38	3	15	J44	J44	Fumble
6. J47	9	53	EZ	H 1*#	Touchdown	6. H25	5	28	J37	J31	Fumble (TD on ret)
7. J25	10	75	EZ	H 1*#	Touchdown	7. H25	2	13	H32	H32	End of half
8. J41	9	38	H21	H21	Missed field goal	8. H25	14	75	EZ	J 4*#	Touchdown
9. J25	3	4	J29	J29	Punt	9. H25	11	34	J35	J35	Fumble
10. H27	4	7	H20	H20	Field goal	10. H29	5	13	H42	H42	Punt
11. H14	2	-2	H15	H14	End of game	11. H37	7	43	J20	J10*#	Interception
						12. H11	4	3	H16	H19	Failed 4 <sup>th</sup> down

Underlined = last drive of first half; \* = Inside the 20; # = Goal-to-go; @ = Overtime possession

# 2017 JACKSONVILLE JAGUARS

## REGULAR SEASON GAME-BY-GAME STATISTICS

### Passing **B.Bortles**

Date	Opponent	Att	Cmp	Yds	Cmp%	Yds/Att	TD	TD%	INT	INT%	LG	Sack/Lost	Rating
9/10	@ Houston	21	11	125	52.4	5.95	1	4.8	0	0.0	20	0/0	86.4
<b>TOTALS</b>		<b>21</b>	<b>11</b>	<b>125</b>	<b>52.4</b>	<b>5.95</b>	<b>1</b>	<b>4.8</b>	<b>0</b>	<b>0.0</b>	<b>20</b>	<b>0/0</b>	<b>86.4</b>

### Rushing **L.Fournette**

Date	Opponent	No	Yds	Avg	LG	TD
9/10	@ Houston	26	100	3.8	17	1
<b>TOTALS</b>		<b>26</b>	<b>100</b>	<b>3.8</b>	<b>17</b>	<b>1</b>

### **C.Ivory**

No	Yds	Avg	LG	TD
9	42	4.7	17	0
<b>9</b>	<b>42</b>	<b>4.7</b>	<b>17</b>	<b>0</b>

### **B.Bortles**

No	Yds	Avg	LG	TD
3	13	4.3	15	0
<b>3</b>	<b>13</b>	<b>4.3</b>	<b>15</b>	<b>0</b>

### Rushing **T.Bohanon**

Date	Opponent	No	Yds	Avg	LG	TD
9/10	@ Houston	1	0	0.0	0	0
<b>TOTALS</b>		<b>1</b>	<b>0</b>	<b>0.0</b>	<b>0</b>	<b>0</b>

### Receiving **A.Hurns**

Date	Opponent	Tar	Rec	Yds.	Avg.	LG	TD
9/10	@ Houston	4	3	42	14.0	20	0
<b>TOTALS</b>		<b>4</b>	<b>3</b>	<b>42</b>	<b>14.0</b>	<b>20</b>	<b>0</b>

### **L.Fournette**

Tar	Rec	Yds.	Avg.	LG	TD
3	3	24	8.0	12	0
<b>3</b>	<b>3</b>	<b>24</b>	<b>8.0</b>	<b>12</b>	<b>0</b>

### **A.Benn**

Tar	Rec	Yds.	Avg.	LG	TD
1	1	12	12.0	12	0
<b>1</b>	<b>1</b>	<b>12</b>	<b>12.0</b>	<b>12</b>	<b>0</b>

### Receiving **A.Robinson**

Date	Opponent	Tar	Rec	Yds.	Avg.	LG	TD
9/10	@ Houston	1	1	17	17.0	17	0
<b>TOTALS</b>		<b>1</b>	<b>1</b>	<b>17</b>	<b>17.0</b>	<b>17</b>	<b>0</b>

### **C.Ivory**

Tar	Rec	Yds.	Avg.	LG	TD
2	1	11	11.0	11	0
<b>2</b>	<b>1</b>	<b>11</b>	<b>11.0</b>	<b>11</b>	<b>0</b>

### **J.O'Shaughnessy**

Tar	Rec	Yds.	Avg.	LG	TD
1	1	18	18.0	18	0
<b>1</b>	<b>1</b>	<b>18</b>	<b>18.0</b>	<b>18</b>	<b>0</b>

### Receiving **T.Bohanon**

Date	Opponent	Tar	Rec	Yds.	Avg.	LG	TD
9/10	@ Houston	1	1	1.0	1t	1	
<b>TOTALS</b>		<b>1</b>	<b>1</b>	<b>1.0</b>	<b>1t</b>	<b>1</b>	

### **K.Cole**

Tar	Rec	Yds.	Avg.	LG	TD
2	0	0	0.0	0	0
<b>2</b>	<b>0</b>	<b>0</b>	<b>0.0</b>	<b>0</b>	<b>0</b>

### **M.Lee**

Tar	Rec	Yds.	Avg.	LG	TD
4	0	0	0.0	0	0
<b>4</b>	<b>0</b>	<b>0</b>	<b>0.0</b>	<b>0</b>	<b>0</b>

### Receiving **M.Lewis**

Date	Opponent	Tar	Rec	Yds.	Avg.	LG	TD
9/10	@ Houston	2	0	0	0.0	0	0
<b>TOTALS</b>		<b>2</b>	<b>0</b>	<b>0</b>	<b>0.0</b>	<b>0</b>	<b>0</b>

# 2017 JACKSONVILLE JAGUARS

## REGULAR SEASON GAME-BY-GAME STATISTICS

### Punt Returns

		M.Lee					
Date	Opponent	No.	Yds.	Avg.	LG	FC	TD
9/10	@ Houston	1	7	7.0	7	3	0
<b>TOTALS</b>		<b>1</b>	<b>7</b>	<b>7.0</b>	<b>7</b>	<b>3</b>	<b>0</b>

### Punting

		B.Nortman						
Date	Opponent	No.	Yds.	Avg.	TB	In20	LG	Net
9/10	@ Houston	4	187	46.8	1	0	61	36.5
<b>TOTALS</b>		<b>4</b>	<b>187</b>	<b>46.8</b>	<b>1</b>	<b>0</b>	<b>61</b>	<b>36.5</b>

### Placekicking

		J.Myers								
Date	Opponent	KO	KO Yds	TB	XP Att	XP	FG Att	FG	Long	Points
9/10	@ Houston	7	458	6	3	2	4	3	42	11
<b>TOTALS</b>		<b>7</b>	<b>458</b>	<b>6</b>	<b>3</b>	<b>2</b>	<b>4</b>	<b>3</b>	<b>42</b>	<b>11</b>







**PLAYER BIOS**  
**REGULAR SEASON WEEK 2 VS. TENNESSEE**



# ELI ANKOU

99

## ELI ANKOU

DEFENSIVE LINEMAN

6-3 325 LBS


UCLA

BORN JUNE 8, 1994

OTTAWA, ONTARIO, CANADA

ACQ: WAIVERS (HOUSTON) 2017

EXP: ROOKIE



### TRANSACTIONS

Originally signed by Houston as an undrafted free agent on 5/12/17 ... Waived by Houston on 9/2/17 ... Signed by Jacksonville on 9/3/17

### PRO (Games played/started - 1/0)

Spent offseason program and training camp with the Houston Texans before being claimed off waivers by Jacksonville

### 2017 (w/ JAX - 1/0)

- **9/10 at HOU:** Saw action at DT and recorded one solo tackle

### COLLEGE (at UCLA, 2012-16)

- Appeared in 38 games with 19 starts
- Totaled 91 tackles (49 solo), 1.5 sacks, eight tackles for a loss, three passes defensed and one fumble recovery in his college career

### PERSONAL

- Attended Red Lion Christian Academy (Bear, Del.)

### REGULAR SEASON CAREER STATISTICS

YEAR	TEAM	GP/GS	TKL	SOLO	ASST	ST	SACKS	FF	FR	PD	TFL
2017	JAX	1/0	1	1	0	0	0.0	0	0	0	0
<b>NFL totals: 1 yr.</b>		<b>1/0</b>	<b>1</b>	<b>1</b>	<b>0</b>	<b>0</b>	<b>0.0</b>	<b>0</b>	<b>0</b>	<b>0</b>	<b>0</b>

### 2017 GAME-BY-GAME STATISTICS

DATE	OPP	TKL	SOLO	ASST	ST	SACKS	FF	FR	PD	TFL
09/10	at Houston	1	1	0	0	0.0	0	0	0	0
09/17	vs. Tennessee									
09/24	vs. Baltimore									
10/01	at New York Jets									
10/08	at Pittsburgh									
10/15	vs. LA Rams									
10/22	at Indianapolis									
	BYE WEEK									
11/05	vs. Cincinnati									
11/12	vs. LA Chargers									
11/19	at Cleveland									
11/26	at Arizona									
12/03	vs. Indianapolis									
12/10	vs. Seattle									
12/17	vs. Houston									
12/24	at San Francisco									
12/31	at Tennessee									
<b>2017 totals:</b>		<b>1</b>	<b>1</b>	<b>0</b>	<b>0</b>	<b>0.0</b>	<b>0</b>	<b>0</b>	<b>0</b>	<b>0</b>

# ARRELIOUS BENN

## 17 ARRELIOUS BENN

WIDE RECEIVER

6-2 228 LBS.


ILLINOIS

BORN SEPTEMBER 8, 1988

WASHINGTON, D.C.

ACQ: FREE AGENT 2015

EXP: 7TH YEAR



### TRANSACTIONS

Originally drafted by Tampa Bay in the second round (39th overall) of the 2010 draft ... Traded to Philadelphia on 3/15/13 ... Waived on 5/16/14 ... Signed by Philadelphia as a free agent on 5/19/14 ... Waived on 9/6/14 ... Signed by Jacksonville as a free agent on 1/5/15 ... Placed on injured reserve on 8/24/15 ... Released on 9/3/16 ... Signed on 9/4/16.

### PRO (Games played/started - 53/25)

• Seventh-year WR has spent time in Tampa Bay, Philadelphia, Tampa Bay and Jacksonville

### 2017 (w/ JAX - 1/0)

Selected as a special teams captain by his teammates for the 2017 season

- **9/10 at HOU:** Saw action at WR and on special teams and recorded one receptions for 12 yards

### 2016 (w/ JAX - 15/0)

- **9/11 vs. G.B.:** Made his Jaguars debut and made one special teams tackle
- **9/18 at S.D.:** Had one reception for nine yards and played on special teams
- **9/25 vs. BAL:** Played 21 snaps on special teams
- **10/2 vs. IND:** Posted one reception for one yard ... Played 20 snaps on special teams and made one special teams tackle
- **10/16 at CHI:** Posted the game-winning 51-yard touchdown reception with 2:58 remaining in the fourth quarter
- **10/23 vs. OAK:** Had one reception for 39 yards, his second consecutive game with a reception of 25+ yards
- **10/27 at TEN:** Saw action at WR and on special teams
- **11/6 at K.C.:** Had one reception for 16 yards
- **11/13 vs. HOU:** Saw action at WR and on special teams
- **11/20 at DET:** Saw action on special teams
- **11/27 at BUF:** Saw action at WR and on special teams
- **12/4 vs. DEN:** Saw action at WR and on special teams
- **12/11 vs. MIN:** Saw action at WR and on special teams in his 50th career game
- **12/18 at HOU:** Saw action at WR and on special teams, making one special teams tackle
- **12/24 vs. TEN:** Inactive (concussion)
- **1/1 at IND:** Saw action at WR and on special teams

### 2015 (w/ JAX - IR)

Spent training camp and preseason with Jacksonville and was placed on injured reserve on Sept. 6

### 2014 (w/ PHI - IR)

Spent preseason with Philadelphia and was placed on injured reserve on Aug. 29 and received an injury settlement on Sept. 6

### 2013 (w/ PHI - IR)

Missed the entire season with an ACL injury suffered in training camp

### 2012 (w/ T.B. - 8/1)

Played in eight games with one start in his final season with Tampa Bay ... Totaled four receptions for 26 yards, three rushes for 16 yards and 13 kickoff returns for 23.5-yard average ... Missed the final half of the season after being placed on injured reserve with shoulder and knee injuries

### 2011 (w/ T.B. - 14/14)

Started all 14 games played and produced a career-high 30 receptions for 441 yards and three TDs

- **10/16 vs. N.O.:** Registered a season-high 83 yards on three receptions including a 65-yard TD catch
- **11/20 at G.B.:** Recorded a season-high two catches of 25-plus yards and finished with 75 yards on five receptions

### 2010 (w/ T.B. - 15/9)

• Played in 15 games with nine starts as a rookie

• Registered 25 receptions for 395 yards and two TDs along with 35 yards on six carries

- **9/12 vs. CLE:** Made NFL debut
- **11/7 vs. ATL:** Scored his first career TD (13 yards)
- **12/12 at WAS:** Had a career-high 122 yards on four receptions and his only

career 100-yard receiving game including a career-long 64-yard catch

### COLLEGE (at Illinois, 2007-09)

- Three-year letterman at Illinois
- Declared for the draft following his junior season
- Ranked fourth in school history with 3,613 all-purpose yards
- Finished his career with 159 receptions for 2,221 yards and seven TDs
- Saw action as a true freshman and earned Big Ten Freshman of the Year honors

### PERSONAL

- Attended Dunbar High School in Washington, D.C.
- Named USA Today first-team All-American and was also a Parade All-American Five-star player by Rivals.com and ranked as the No. 2 WR in the country by Rivals.com
- Son of Denise Benn

### REGULAR SEASON CAREER STATISTICS

YEAR	TEAM	GP/GS	RECs	YDS	AVG.	LG	TD
2010	T.B.	15/9	25	395	15.8	64	2
2011	T.B.	14/14	30	441	14.7	65t	3
2012	T.B.	8/1	4	26	6.5	9	0
2016	JAX	15/0	5	116	23.2	51t	1
2017	JAX	1/0	1	12	12.0	12	0
<b>NFL totals: 6 yrs.</b>		<b>53/25</b>	<b>65</b>	<b>990</b>	<b>15.2</b>	<b>65t</b>	<b>6</b>

**Additional statistics:** 15 rushes for 44 yards (2.9 avg.)

### CAREER HIGHS

	GAME	SEASON
<b>Receptions:</b>	5 (11/20/11 at G.B.)	30 (2011)
<b>Receiving yards:</b>	122 (12/12/10 at WAS)	441 (2011)
<b>Receiving touchdowns:</b>	1 (six times, last: 10/16/16 at CHI)	3 (2011)

### 2017 GAME-BY-GAME STATISTICS

DATE	OPP	RECs	YDS	AVG.	LG	TD
09/10	at Houston	1	12	12.0	12	0
09/17	vs. Tennessee					
09/24	vs. Baltimore					
10/01	at New York Jets					
10/08	at Pittsburgh					
10/15	vs. LA Rams					
10/22	at Indianapolis					
	BYE WEEK					
11/05	vs. Cincinnati					
11/12	vs. LA Chargers					
11/19	at Cleveland					
11/26	at Arizona					
12/03	vs. Indianapolis					
12/10	vs. Seattle					
12/17	vs. Houston					
12/24	at San Francisco					
12/31	at Tennessee					
<b>2017 totals:</b>		<b>1</b>	<b>12</b>	<b>12.0</b>	<b>12</b>	<b>0</b>

**Additional statistics:**

### 2016 GAME-BY-GAME STATISTICS

DATE	OPP	RECs	YDS	AVG.	LG	TD
09/11	vs. Green Bay	0	0	0.0	0	0
09/18	at San Diego	1	9	9.0	9	0
09/25	vs. Baltimore	0	0	0.0	0	0
10/02	vs. Indianapolis	1	1	1.0	1	0
	BYE WEEK					
10/16	at Chicago	1	51	51.0	51t	1
10/23	vs. Oakland	1	39	39.0	39	0
10/27	at Tennessee	0	0	0.0	0	0
11/06	at Kansas City	1	16	16.0	16	0
11/13	vs. Houston	0	0	0.0	0	0
11/20	at Detroit	0	0	0.0	0	0
11/27	at Buffalo	0	0	0.0	0	0
12/04	vs. Denver	0	0	0.0	0	0
12/11	vs. Minnesota	0	0	0.0	0	0
12/18	at Houston	0	0	0.0	0	0
12/24	vs. Tennessee					
01/01	at Indianapolis	0	0	0.0	0	0
<b>2016 totals:</b>		<b>5</b>	<b>116</b>	<b>23.2</b>	<b>51t</b>	<b>1</b>

**Additional statistics:** Five special teams tackles; 16-yard kickoff return on 11/13 vs. HOU



# ARRELIOUS BENN

## 2012 GAME-BY-GAME STATISTICS

DATE	GAME	RECS	YDS	AVG.	LG	TD
09/09	vs. Carolina			ina		
09/16	at N.Y. Giants	0	0	0.0	0	0
09/23	at Dallas	1	8	8.0	8	0
09/30	vs. Washington	3	18	6.0	9	0
	BYE WEEK					
10/14	vs. Kansas City	0	0	0.0	0	0
10/21	vs. New Orleans	0	0	0.0	0	0
10/25	at Minnesota	0	0	0.0	0	0
11/04	at Oakland	0	0	0.0	0	0
11/11	vs. San Diego			ina		
11/18	at Carolina	0	0	0.0	0	0
11/25	vs. Atlanta			IR		
12/02	at Denver			IR		
12/09	vs. Philadelphia			IR		
12/16	at New Orleans			IR		
12/23	vs. St. Louis			IR		
12/30	at Atlanta			IR		
<b>2012 totals:</b>		<b>4</b>	<b>26</b>	<b>6.5</b>	<b>9</b>	<b>0</b>

**Additional statistics:** three rushes for 16 yards (5.3 avg.); three kick returns for 16 yards (5.3 avg.)

## 2011 GAME-BY-GAME STATISTICS

DATE	GAME	RECS	YDS	AVG.	LG	TD
09/11	vs. Detroit	4	27	6.8	10	0
09/18	at Minnesota	1	25	25.0	25T	1
09/25	vs. Atlanta	3	19	6.3	13	0
10/03	vs. Indianapolis	1	43	43.0	43	0
10/09	at San Francisco	3	46	15.3	33	0
10/16	vs. New Orleans	3	83	27.7	65T	1
10/23	vs. Chicago	0	0	0.0	0	0
	BYE WEEK					
11/06	at New Orleans	2	22	11.0	16	0
11/13	vs. Houston	2	47	23.5	33	0
11/20	at Green Bay	5	75	15.0	37	0
11/27	at Tennessee	1	-3	-3.0	-3	0
12/04	vs. Carolina	3	46	15.3	38	0
12/11	at Jacksonville	1	7	7.0	7	0
12/17	vs. Dallas			ina		
12/24	at Carolina	1	4	4.0	4T	1
12/30	at Atlanta			IR		
<b>2011 totals:</b>		<b>30</b>	<b>441</b>	<b>14.7</b>	<b>65</b>	<b>3</b>

**Additional statistics:** six rushes for -7 yards (-1.2 avg.)

## 2010 GAME-BY-GAME STATISTICS

DATE	GAME	RECS	YDS	AVG.	LG	TD
09/12	vs. Cleveland	0	0	0.0	0	0
09/19	at Carolina	0	0	0.0	0	0
09/26	vs. Pittsburgh	3	33	11.0	13	0
	BYE WEEK					
10/10	at Cincinnati	2	25	12.5	18	0
10/17	vs. New Orleans	1	9	9.0	9	0
10/24	vs. St. Louis	1	9	9.0	9	0
10/31	at Arizona	1	53	53.0	53	0
11/07	at Atlanta	1	14	14.0	14T	1
11/14	vs. Carolina	2	29	14.5	21	1
11/21	at San Francisco	2	14	7.0	7	0
11/28	at Baltimore	3	9	3.0	9	0
12/05	vs. Atlanta	1	28	28.0	28	0
12/12	at Washington	4	122	30.5	64	0
12/19	vs. Detroit	3	34	11.3	13	0
12/26	vs. Seattle	1	16	16.0	16	0
<b>2010 totals:</b>		<b>25</b>	<b>395</b>	<b>15.8</b>	<b>64</b>	<b>2</b>

**Additional statistics:** six rushes for 25 yards (5.8 avg.)

# MICHAEL BENNETT

## 96 MICHAEL BENNETT

DEFENSIVE TACKLE

6-2 287 LBS.

OHIO STATE

BORN FEBRUARY 24, 1993

CENTERVILLE, OHIO

ACQ: 6TH ROUND OF 2015 DRAFT (180TH)

EXP: 3RD YEAR



### TRANSACTIONS

Originally drafted by Jacksonville in the sixth round (180th overall) of the 2015 NFL draft on 5/2/15 ... Placed on injured reserve on 9/2/16

### PRO (Games played/started - 13/0)

• Played in 13 games during his rookie season and has amassed 10 tackles (seven solo), one tackle for loss and 0.5 sacks

### 2017 (w/ JAX - 0/0)

- 9/10 at HOU: Inactive

### 2016 (w/ JAX - IR)

- Spent the season on injured reserve

### 2015 (w/ JAX - 13/0)

- Saw action in 13 games as part of the team's DL rotation
- Totaled 10 tackles (seven solo), including one tackle for loss and 0.5 sacks
  - 9/13 vs. CAR: Recorded one tackle in NFL debut
  - 10/11 at T.B.: Played at DT, recording two tackles (two solo), and was active on special teams
  - 10/18 vs. HOU: Saw action at DT and on special teams, recording two tackles and was credited with his first career 0.5 sacks
  - 12/13 vs. IND: Saw action at DT, making two tackles (two solo), and on special teams
  - 12/20 vs. ATL: Saw action at DT, making one tackle (one solo) and his first career tackle for loss, and on special teams

### COLLEGE (at Ohio State, 2011-14)

- Played in 49 career games with 28 starts
- Recorded 110 career tackles and 31.5 TFLs
- His 18 career QB sacks is tied for eighth all-time at Ohio State

### PERSONAL

- Attended Centerville High School
- First-team Division I All-Ohio performer
- Played in the U.S. Army All-American Bowl
- Two-time GWOC player of the year
- Also competed in track and field
- Son of Connie and Mike Bennett who each graduated from the U.S. Military Academy at West Point
- Twitter handle is @mike96bennett

### REGULAR SEASON CAREER STATISTICS

YEAR	TEAM	GP/GS	TKL	SOLO	ASST	ST	SACKS	FF	FR	PD	TFL
2015	JAX	13/0	10	7	3	0	0.5	0	0	0	1
2016	JAX					IR					
2017	JAX	0/0	0	0	0	0	0	0	0	0	0
<b>NFL totals: 2 yr.</b>		<b>13/0</b>	<b>10</b>	<b>7</b>	<b>3</b>	<b>0</b>	<b>0.5</b>	<b>0</b>	<b>0</b>	<b>0</b>	<b>1</b>

### CAREER HIGHS

	GAME	SEASON
<b>Tackles:</b>	2 (three times, last: 12/13/15 vs. IND)	10 (2015)
<b>Sacks:</b>	0.5 (10/18/15 vs. HOU)	0.5 (2015)
<b>Tackles for loss:</b>	1 (12/20/15 vs. ATL)	1 (2015)

### 2017 GAME-BY-GAME STATISTICS

DATE	OPP	TKL	SOLO	ASST	ST	SACKS	FF	FR	PD	TFL
09/10	at Houston					Inactive				
09/17	vs. Tennessee									
09/24	vs. Baltimore									
10/01	at New York Jets									
10/08	at Pittsburgh									
10/15	vs. LA Rams									
10/22	at Indianapolis									
	BYE WEEK									
11/05	vs. Cincinnati									
11/12	vs. LA Chargers									
11/19	at Cleveland									
11/26	at Arizona									
12/03	vs. Indianapolis									
12/10	vs. Seattle									
12/17	vs. Houston									
12/24	at San Francisco									
12/31	at Tennessee									
<b>2017 totals:</b>		<b>0</b>	<b>0</b>	<b>0</b>	<b>0</b>	<b>0.0</b>	<b>0</b>	<b>0</b>	<b>0</b>	<b>0</b>

### 2015 GAME-BY-GAME STATISTICS

DATE	OPP	TKL	SOLO	ASST	ST	SACKS	FF	FR	PD	TFL
09/13	vs. Carolina	1	0	1	0	0.0	0	0	0	0
09/20	vs. Miami	0	0	0	0	0.0	0	0	0	0
09/27	at New England	0	0	0	0	0.0	0	0	0	0
10/04	at Indianapolis	0	0	0	0	0.0	0	0	0	0
10/11	at Tampa Bay	2	2	0	0	0.0	0	0	0	0
10/18	vs. Houston	2	0	2	0	0.5	0	0	0	0
10/25	vs. Buffalo	0	0	0	0	0.0	0	0	0	0
	BYE WEEK									
11/08	at N.Y. Jets	1	1	0	0	0.0	0	0	0	0
11/15	at Baltimore					ina				
11/19	vs. Tennessee					ina				
11/29	vs. San Diego					ina				
12/06	at Tennessee	0	0	0	0	0.0	0	0	0	0
12/13	vs. Indianapolis	2	2	0	0	0.0	0	0	0	0
12/20	vs. Atlanta	1	1	0	0	0.0	0	0	0	1
12/27	at New Orleans	1	1	0	0	0.0	0	0	0	0
01/03	at Houston	0	0	0	0	0.0	0	0	0	0
<b>2015 totals:</b>		<b>10</b>	<b>7</b>	<b>3</b>	<b>0</b>	<b>0.5</b>	<b>0</b>	<b>0</b>	<b>0</b>	<b>1</b>

# TOMMY BOHANON

## 40 TOMMY BOHANON

FULLBACK

6-1 246 LBS


WAKE FOREST

BORN SEPTEMBER 10, 1990

FORT MYERS, FLORIDA

ACQ: FREE AGENT 2017

EXP: 4TH YEAR



### TRANSACTIONS

Originally drafted in the seventh round (215th overall) by the N.Y. Jets in 2013 ... Released on 9/3/16 ... Signed by Jacksonville on 4/17/17

### PRO (Games played/started - 37/15)

• Has played in 36 games with 14 starts over three seasons with the N.Y. Jets (2013-15)

### 2017 (w/ JAX - 1/1)

• **9/10 at HOU:** Started at FB and recorded one rush for zero yards and one reception for one yard and one TD ... Helped pave the way for the team to rush for 155 yards

### 2015 (w/ NYJ - 16/4)

• Played in all 16 games with four starts  
• Tallied two rushes for two yards and four receptions for 56 yards (14.0 rec. avg.)  
• Added eight special teams tackles

### 2014 (w/ NYJ - 4/2)

• Saw action in four games with two starts  
• Totaled one rushing attempt for three yards and two receptions for 30 yards

### 2013 (w/ NYJ - 16/4)

• Played in all 16 games with eight starts during his rookie season  
• Tallied 17 rushes for 62 yards and 11 receptions for 69 yards

### COLLEGE (at Wake Forest, 2009-12)

• In four seasons as a Deamon Deacon, started 22 of 49 games and rushed for 160 yards on 50 carries with three TDs  
• Also caught 51 passes for 405 yards (7.9 rec. avg.) and seven TDs  
• As a senior, started all 12 games and caught 23 passes for 208 yards (9.0 rec. avg.) with five TDs

### PERSONAL

• Three-time All-District, All-Conference and All-Area performer accumulated more than 1,500 yards and 18 TDs during his career at North Fort Myers (Fla.) High School  
• Named team MVP as a senior, after rushing 50 times for 193 yards and four TDs  
• Also lettered in track and baseball  
• Played in college with Jaguars Special Assistant to the General Manager **John Idzik's** son, Brad Idzik

### REGULAR SEASON CAREER STATISTICS

YEAR	TEAM	GP/GS	NO	RUSHING				RECEIVING				
				YDS	AVG	LG	TD	NO	YDS	AVG	LG	TD
2013	NYJ	16/8	17	62	3.6	8	0	11	69	6.3	21	0
2014	NYJ	4/2	1	3	3.0	3	0	2	30	15.0	16	0
2015	NYJ	16/4	2	2	2.0	2	0	4	56	14.0	23	0
2017	JAX	1/1	1	0	0.0	0	0	1	1	1.0	1	1
<b>NFL totals: 3 yrs. 37/15</b>			<b>21</b>	<b>67</b>	<b>3.2</b>	<b>8</b>	<b>0</b>	<b>18</b>	<b>156</b>	<b>8.7</b>	<b>23</b>	<b>1</b>

### 2017 GAME-BY-GAME STATISTICS

DATE	GAME	RUSHING					RECEIVING				
		NO	YDS	AVG	LG	TD	NO	YDS	AVG	LG	TD
09/10	at Houston	1	0	0.0	0	0	1	1	1.0	1	1
09/17	vs. Tennessee										
09/24	vs. Baltimore										
10/01	at New York Jets										
10/08	at Pittsburgh										
10/15	vs. LA Rams										
10/22	at Indianapolis										
	BYE WEEK										
11/05	vs. Cincinnati										
11/12	vs. LA Chargers										
11/19	at Cleveland										
11/26	at Arizona										
12/03	vs. Indianapolis										
12/10	vs. Seattle										
12/17	vs. Houston										
12/24	at San Francisco										
12/31	at Tennessee										
<b>2017 totals:</b>		<b>1</b>	<b>0</b>	<b>0.0</b>	<b>0</b>	<b>0</b>	<b>1</b>	<b>1</b>	<b>1.0</b>	<b>1</b>	<b>1</b>



# BLAKE BORTLES

5

## BLAKE BORTLES

QUARTERBACK

6-5 236 LBS


CENTRAL FLORIDA

BORN APRIL 28, 1992

OVIDO, FLORIDA

ACQ: 1ST ROUND OF 2014 DRAFT (3RD)

EXP: 4TH YEAR



### TRANSACTIONS

Originally drafted by Jacksonville in the first round (3rd overall) of the 2014 draft

### PRO (Games played/started - 47/46)

• Ranks third in career passing yards (11,241), pass attempts (1,706), pass completions (1,003), passing touchdowns (69) and completion percentage (58.7) in franchise history  
• The first player in franchise history to have multiple games with four-plus passing TDs (three games)

### 2017 (w/ JAX - 1/1)

• **9/10 at HOU:** Started at QB and threw for 125 yards on 11-21 passing with one TD ... Completed his third consecutive contest with at least one TD and zero INTs dating back to Week 16 of the 2016 season ... Rushed three times for 13 yards

### 2016 (w/ JAX - 16/16)

Completed 368 of 625 passes, both being single-season franchise records, for 3,905 yards, 23 TDs and 16 INTs for a 78.8 passer rating ... Marked his second consecutive season with more than 3,500 passing yards and 20 TDs, the first player in franchise history to achieve this feat ... Threw his 1,000th career completion against Indianapolis in Week 17 to become the sixth-fastest player in NFL history ... Was one of two players (ATL's **Matt Ryan**) in the league responsible for a TD (passing/rushing/receiving) in every game

- **9/11 vs. G.B.:** Completed 24-of-39 passes (61.5 comp. pct.) for 320 yards, one TD and one INT for an 85.4 passer rating ... His 187 first-half passing yards were most for his career ... His 320 yards are the most by a Jaguars QB on kickoff weekend in franchise history
- **9/18 at S.D.:** Completed 31-of-50 passes (62.0 comp. pct.) for 329 yards, two TDs and two INTs for a 77.8 passer rating
- **9/25 vs. BAL:** Completed 24-of-38 passes (63.2 comp. pct.) for 194 yards, two TDs and three INTs for a 60.6 passer rating ... Eclipsed 50 career passing TDs in his 33rd career game, becoming the fastest Jaguars QB to 50 career passing TDs, surpassing the previous mark set by **Mark Brunell** (41 games)
- **10/2 vs. IND:** Completed 19-of-33 passes (57.6 comp. pct.) for 207 yards and two TDs ... Posted a season-best 96.4 passer rating ... Rushed seven times for 36 yards and his third career rushing TD
- **10/16 at CHI:** Completed 20 of 33 passes (60.6 comp. pct.) for 271 yards, one TD and one INT for an 84.3 passer rating ... Trailing 16-10 with 3:18 remaining in the fourth quarter, Bortles engineered a four-play, 78-yard drive that culminated in a 51-yard TD pass to WR **Arrelious Benn** with 2:58 remaining ... The victory marked Bortles' fifth come-from-behind fourth-quarter victory
- **10/23 vs. OAK:** Accounted for 279 yards of offense, completing 23 of 42 passes (53.5 comp. pct.) for 246 yards, one TD and two INTs for a 58.9 passer rating, as well as rushing for 33 yards on five carries
- **10/27 at TEN:** Completed 33-for-54 passes (61.1 comp. pct.) for 337 yards and three TDs for a 97.5 passer rating
- **11/6 at K.C.:** Completed 22-for-41 passes (53.7 comp. pct.) for 252 yards, two TDs and one INT
- **11/13 vs. HOU:** Completed 32-of-49 passes (65.3 comp. pct.) for 265 yards, two TDs and one INT for an 84.1 passer rating
- **11/20 at DET:** Completed 22-of-35 passes (62.9 comp. pct.) for 202 yards, two TDs and two INTs
- **11/27 at BUF:** Completed 13-of-26 passes (50.0 comp. pct.) for 126 yards and two TDs ... Ran for a career-high, team-high 81 yards
- **12/4 vs. DEN:** Completed 19-of-42 passes (45.2 comp. pct.) for 181 yards and two INTs ... Rushed two times for 29 yards, including a 22-yard TD run
- **12/11 vs. MIN:** Completed 23-of-37 passes (62.2 comp. pct.) for 257 yards and one TD for a 91.8 passer rating ... Rushed three times for 13 yards
- **12/18 at HOU:** Completed 12-of-28 passes for 92 yards and one INT ... Rushed two times for one TD
- **12/24 vs. TEN:** Completed 26-of-38 passes for 325 yards and one TD ... His 103.5 passer rating was a season-high and his best mark since he posted a 124.5 passer rating at New Orleans on Dec. 27, 2015 ... Also had a receiving TD on a throw-back pass from WR **Marqise Lee**, becoming the first player in NFL history to record 300-plus passing yards and at least one receiving TD
- **1/1 at IND:** Completed 25-of-39 passes for 301 yards, one touchdown and posted a 96.2 passer rating ... Threw for 300+ yards in back-to-back games for the second time this season and for the fourth time in his career

### 2015 (w/ JAX - 16/16)

Completed 355 of 606 passes (58.6 comp. pct.) for 4,428, 35 TDs and 18 INTs for an 88.2 passer rating ... Set single-season franchise records for yards, completions, attempts and touchdowns ... Threw a TD in 15 straight games from 9/13/15 to 12/27/15, the longest streak in franchise history ... Threw for the NFL's second-most passing TDs (35) in 2015, behind only New England's **Tom Brady** ... Joins **Dan Marino** (1984) as the only first- or second-year QBs in NFL history to throw for 4,400-plus yards and 35-plus TDs in a single season ... Became the youngest QB in NFL history to throw for 4,000-plus yards and 35-plus TDs and rush for 300-plus yards in a season. ... The only other players in NFL history to achieve the feat are **Daunte Culpepper** (2004) and **Steve Young** (1998) ... Finished the season with 72 completions of 20-plus yards, the most in the NFL and the most in a season in Jaguars history (the previous record for completions of 20-plus yards by a Jaguars QB was 44, set by **Mark Brunell** in 1997 and 2001 and **David Garrard** in 2004) ... Threw for 300-plus yards on six occasions in 2015, tied for the most 300-yard passing games by a Jaguars QB in a single season ... Youngest QB in NFL history to throw for at least 25 TDs and rush for at least one TD in a single season

- **9/13 vs. CAR:** Became the second QB in franchise history to start on opening day before turning 24 years old ... Completed 22-of-40 for 183 yards and 1 TD, while also rushing four times for 26 yards (6.5 rush avg.) ... Surpassed 3,000 career passing yards on a 6-yard TD completion to **Rashad Greene** in the second quarter ... His 22 completions are tied for the seventh-most in a season opener in franchise history
- **9/20 vs. MIA:** Completed 18-of-33 for 273 yards and two TDs ... Captained his second career fourth-quarter game-winning drive, marching the Jaguars 66 yards on nine plays to set up K **Jason Myers'** game-winning 28-yard FG with :40 left
- **10/4 at IND:** Completed 28-of-50 passes (56.0 comp. pct.) for 298 yards and one TD for an 80.2 passer rating ... The 50 pass attempts by Bortles were the most of his career and the fifth-most in franchise history ... Joins **Byron Leftwich** (54), **Mark Brunell** (52, 50) and **Chad Henne** (51, 51) as the only players in Jaguars history to register 50-plus pass attempts in a single game
- **10/11 at T.B.:** Completed 23-of-33 passes (69.7 comp. pct.) for 303 yards, four TDs and one INT ... First time in Bortles' 19-game career that he threw three or more touchdowns ... Bortles joins **Mark Brunell** (11/29/98), **David Garrard** (10/31/10), **Quinn Gray** (12/30/07) and **Chad Henne** (11/18/12) as the only Jaguars quarterbacks to throw for four touchdowns in a single game
- **10/18 vs. HOU:** Completed 30-of-53 passes for 331 yards, three TDs and three INTs ... His 53 pass attempts were the second-most in franchise history and most since **Byron Leftwich** recorded 54 on 10/10/04 at San Diego ... Has thrown for 300+ yards in back-to-back games for the first time in his career
- **10/25 vs. BUF:** Completed 13-of-29 passes for 182 yards, 2 TDs and one INT ... Threw a 31-yard game-winning touchdown pass to WR **Allen Hurns** with 2:25 remaining in the fourth quarter
- **11/8 at NYJ:** Completed 24 of 40 passes for a career-high 381 yards, two TDs and two INTs ... 381 passing yards were fourth-most in franchise history ... Joins **Mark Brunell** as the only QBs in franchise history to throw for 375-plus yards in a single game ... Has thrown for two-plus touchdowns in four consecutive games, tying the franchise record for most consecutive games with two-plus passing TDs (**Chad Henne** in 2013 and **David Garrard** in 2007)
- **11/19 vs. TEN:** Completed 21 of 30 passes for 242 yards, one TD and one INT for a 91.2 passer rating ... His fourth-quarter TD pass to **Julius Thomas** was his 20th of the season, placing him with **David Garrard** (23 in 2010) and **Mark Brunell** (20 in 1998 and 2000) as the only QBs in Jaguars history to throw for 20-plus TD passes in a season
- **11/29 vs. S.D.:** Completed 30-of-49 passes for 329 yards, two TDs and one INT ... The fourth game with at least 300 passing yards and two passing TDs in 2015, the most such games ever in Jaguars single-season history
- **12/6 at TEN:** Completed 24-of-36 passes for 322 yards and a career-high five TDs ... Became the youngest player in NFL history to throw for 320-plus yards, five-plus TDs and zero INTs in a single game ... His five TDs is the most by a Jaguars QB in a single game ... Joins **Dan Marino** (22, 1984) and **Matthew Stafford** (23, 2011) as the only QBs age 23-or-younger in NFL history to throw for 27 or more TDs through the first 12 games of the season ... Tallied a career-high 134.5 passer rating
- **12/13 vs. IND:** Completed 16 of 30 passes (58.3 completion pct.) for 250 yards and three TDs for a 114.6 passer rating ... Joins Dan Marino (36, 1984) and Kurt Warner (34, 1999) as the only first- or second-year QBs to throw for 30-plus passing TDs through 13 games in a season ... Bortles (23) and Marino (22) are the only players age 23-or-younger to throw for 30-plus TDs through 13 games in a season ... Bortles' fourth career game with a passer rating of 100-plus and his fourth career game with three-plus passing TDs ... Has become the first player in Jaguars history to throw for three-plus TDs and zero INTs in back-to-back games
- **12/27 at N.O.:** Completed 27-of-35 passes (77.1 comp. percentage) for 368 yards, four TDs and two INTs for a passer rating of 124.5, his third highest of the season ... Bortles' 77.1 comp. percentage was the second-highest in his NFL career ... In the second half, completed 18-of-21 passes (85.7 comp. percentage) for 288 yards, three TDs and zero INTs for a perfect 158.3 passer rating

### 2014 (w/ JAX - 14/13)

Set franchise single-season records for a rookie with 2,908 passing yards and 280 completions while throwing for 11 TDs ... Led all NFL QBs with a 7.48 average per rush, rushing 56 times for 419 yards ... Marked the highest single-season rushing average by a QB in team history and his 419 rushing yards were second-most in team



# BLAKE BORTLES

history (480, **Mark Brunell**, 1995) ... Finished with 37 completions of 20-plus yards ... Became 16th QB in Jaguars history to start a game and was one of seven rookie QBs to make their NFL debut in 2014 ... Took over as the team's starting QB in Week 4 and started the final 13 games ... Was 280 of 475 passing for 2,908 yards with 11 TDs/17 INTs and 69.5 rating ... Had 21 completions of 25-plus yards ... Rushed for 419 yards on 56 carries (7.48 avg.), the highest average by a NFL QB and second-most rushing yards by a Jaguars QB in a season

- **9/7 at PHI:** Dressed but did not play in season-opener
- **9/14 at WAS:** Dressed but did not play
- **9/21 vs. IND:** Made his NFL debut after he was inserted into the lineup to start the second half and finished 14 of 24 passing for 223 yards with two TDs/two INTs for an 82.5 passer rating ... Had four completions of 20-plus yards including a 63-yard TD pass to **Allen Hurns** ... Also had 30 rushing yards including 20-yard rush ... Engineered the offense to 289 yards in the second half after the club managed only 55 yards in the first half
- **9/28 at SD:** Made first career start and totaled 29 of 37 passing for 254 yards with one TD and two INTs for an 81.7 passer rating ... Completed 78.4 percent of his passes, the highest in NFL history for a rookie quarterback in his first career start with a minimum 30 attempts ... Hooked up with TE **Nic Jacobs** for a two-yard score in the second quarter ... Had five carries for 24 yards ... His 29 completions set single-game franchise record by a rookie and his completions, attempts and yards were most by a Jaguars rookie QB in first career start
- **10/5 vs. PIT:** Started at QB for first time at home and was 22 of 36 passing for 191 yards with two INTs for a 52.0 rating
- **10/12 at TEN:** Threw for 336 yards and one TD on 32 of 46 passing (69.6 pct.), tying **Byron Leftwich** (10/5/03 vs. San Diego) for most passing yards by a rookie in team history ... His 46 attempts and 32 completions were the most in franchise history by a rookie ... Had a 59-yard completion to TE **Clay Harbor** and hooked up with Harbor for a 20-yard TD pass in the fourth quarter ... Marked first AFC South start ... Led team in rushing with five carries for 38 yards
- **10/19 vs. CLE:** Was 17 of 31 passing for 159 yards with one TD and 3 INTs ... Had 31-yard TD pass to WR **Allen Robinson** in the second quarter ... Added five carries for 37 yards with a long of 18 yards. Had four completions of 20-plus yards
- **10/26 vs. MIA:** Threw for 221 yards and one TD on 18 of 34 passing ... Had two INTs, both returned for scores ... Hooked up with **Allen Robinson** for a 48-yard TD in the fourth quarter
- **11/2 at CIN:** Posted a career-best 96.4 rating on 22 of 33 passing (66.7 pct.) with two TDs and one INT ... Had TD passes to **Allen Hurns** of 40 and 18 yards
- **11/9 vs. DAL:** Completed 22 of 37 passes for 290 yards with one INT for a 73.0 rating ... Had four completions of 20-plus yards including a 53-yard pass to WR **Cecil Shorts**
- **11/23 at IND:** Threw for 146 yards on 15 of 27 passing
- **11/30 vs. NYG:** Completed 21 of 35 passes for 194 yards with one TD for an 84.7 rating ... Had first career fourth-quarter comeback win, leading team on a 11-play, 70-yard drive that culminated with a **Josh Scobee** FG ... Had a 30-yard TD pass to **Marqise Lee** in the third quarter and finished with four completions of 20-plus yards ... Added a career-high 68 rushing yards on five carries including a 29-yard rush ... Became only the third starting rookie quarterback to lead his team to a comeback win of 21 or more points since at least 1970
- **12/7 vs. HOU:** Was 20 of 39 passing for 205 yards with one TD for a 64.6 rating ... Had a four-yard TD pass to **Allen Hurns** in the first quarter, his first career TD pass in the first quarter ... Had three completions of 20-plus yards
- **12/14 at BAL:** Had three completions of 20-plus yards and finished 21 of 37 passing for 210 yards with one INT for a 61.8 rating
- **12/18 vs. TEN:** Earned first career division win, throwing for 115 yards and one TD ... Had a 34-yard completion to **Marqise Lee** in the third quarter ... Had five carries for 50 yards with runs of 19, 15 and 13 yards
- **12/28 at HOU:** Threw for 117 yards in season-finale on 14 of 33 passing and led team with 61 yards on three carries (20.3 avg.) ... Had a 34-yard rush in the fourth quarter, his longest rush of his career ... Set single-season franchise-record for passing yards by a rookie with 2,908

## COLLEGE (at Central Florida, 2011-13)

- Played in 37 games with 30 starts
- Declared for the NFL Draft following his junior season
- Compiled a 22-5 record as a starter
- Career totals included 585 of 891 passing for 7,598 yards with 56 TDs/19 INT
- Ranked fourth in school history for passing yards and TDs
- As a junior, finished 259 of 382 passing (67.8 pct.) for 3,581 yards with 25 TDs/9 INTs and led team to a 12-1 mark and a Fiesta Bowl win
- Named MVP of the Fiesta Bowl with a win over Baylor, throwing for 301 yards and three TDs
- Majored in Interpersonal/Organizational Communication and minored in Sports and Fitness

## PERSONAL

- Attended Oviedo High School where he finished his career by setting Seminole County records with 5,576 yards and 53 TDs
- Captured MVP award at the Central Florida All-Star game following senior year
- Also lettered in baseball
- His brother, Colby, plays baseball for the Detroit Tigers
- Son of Suzy and Rob Bortles
- Twitter handle is @BBortles5

## REGULAR SEASON CAREER STATISTICS

### PASSING

YEAR	TEAM	P/S	COMP	ATT	PCT	YDS	AVG	TD	INT	SK	RTG
2014	JAX	14/13	280	475	58.9	2,908	6.1	11	17	55	69.5
2015	JAX	16/16	355	606	58.6	4,428#	7.3	35#	18	51	88.2
2016	JAX	16/16	368#	625#	58.9	3,905	6.2	23	16	34	78.8
2017	JAX	1/1	11	21	52.4	125	6.0	1	0	0	86.4
<b>NFL totals:</b>		<b>4 yrs. 47/46</b>	<b>1,014</b>	<b>1,727</b>	<b>58.7</b>	<b>11,366</b>	<b>6.6</b>	<b>70</b>	<b>51</b>	<b>140</b>	<b>79.6</b>

# single-franchise record

### RUSHING

YEAR	TEAM	W-L*	ATT	YDS	AVG	TD
2014	JAX	3-10	56	419	7.5	0
2015	JAX	5-11	52	310	6.0	2
2016	JAX	3-13	58	359	6.2	3
2017	JAX	1-0	3	13	4.3	0
<b>NFL totals:</b>		<b>4 yrs. 11-34</b>	<b>166</b>	<b>1,088</b>	<b>6.6</b>	<b>5</b>

\* games started

## CAREER HIGHS

	GAME	SEASON
<b>Passing completions:</b>	33 (10/27/16 at TEN)	368 (2016)
<b>Passing attempts:</b>	54 (10/27/16 at TEN)	625 (2016)
<b>Passing percentage:</b>	78.4 (9/28/14 at S.D.)	58.9 (2016)
<b>Passing yards:</b>	381 (11/8/15 at NYJ)	4,428 (2015)
<b>Passing touchdowns:</b>	5 (12/6/15 at TEN)	35 (2015)
<b>Passer rating:</b>	134.5 (12/6/15 at TEN)	88.2 (2015)
<b>Rushing attempts:</b>	6 (three times, last: 12/20/15 vs. ATL)	58 (2016)
<b>Rushing yards:</b>	81 (11/27/16 at BUF)	419 (2014)
<b>Rushing touchdowns:</b>	1 (five times, last: 12/18/16 at HOU)	3 (2016)

## 2017 GAME-BY-GAME STATISTICS

### PASSING

DATE	OPP	P/S	COMP	ATT	PCT	YDS	AVG	TD	INT	SK	RTG
09/10	at HOU	1/1	11	21	52.4	125	6.0	1	0	0	86.4
09/17	vs. TEN										
09/24	vs. BAL										
10/01	at NYJ										
10/08	at PIT										
10/15	vs. LAR										
10/22	at IND										
	BYE WEEK										
11/05	vs. CIN										
11/12	vs. LAC										
11/19	at CLE										
11/26	at AZ										
12/03	vs. IND										
12/10	vs. SEA										
12/17	vs. HOU										
12/24	at SF										
12/31	at TEN										
<b>2017 totals:</b>		<b>1/1</b>	<b>11</b>	<b>21</b>	<b>52.4</b>	<b>125</b>	<b>6.0</b>	<b>1</b>	<b>0</b>	<b>0</b>	<b>86.4</b>

Additional statistics:

### RUSHING

DATE	OPP	W/L	ATT	YDS	AVG	LG	TD
09/10	at HOU	W	3	13	4.3	15	0
09/17	vs. TEN						
09/24	vs. BAL						
10/01	at NYJ						
10/08	at PIT						
10/15	vs. LAR						
10/22	at IND						
	BYE WEEK						
11/05	vs. CIN						
11/12	vs. LAC						
11/19	at CLE						
11/26	at AZ						
12/03	vs. IND						
12/10	vs. SEA						
12/17	vs. HOU						
12/24	at SF						
12/31	at TEN						
<b>2017 totals:</b>		<b>1-0</b>	<b>3</b>	<b>13</b>	<b>4.3</b>	<b>15</b>	<b>0</b>

# BLAKE BORTLES

## 2016 GAME-BY-GAME STATISTICS

PASSING											
DATE	OPP	P/S	COMP	ATT	PCT	YDS	AVG	TD	INT	SK	RTG
09/11	vs. G.B.	1/1	24	39	61.5	320	8.2	1	1	3	85.4
09/18	at S.D.	1/1	31	50	62.0	329	6.6	2	2	2	77.8
09/25	vs. BAL	1/1	24	38	63.2	194	5.1	2	3	4	60.6
10/02	vs. IND	1/1	19	33	57.6	207	6.3	2	0	3	96.4
BYE WEEK											
10/16	at CHI	1/1	20	33	60.6	271	8.2	1	1	2	84.3
10/23	vs. OAK	1/1	23	43	53.5	246	5.7	1	2	1	58.9
10/27	at TEN	1/1	33	54	61.1	337	6.2	3	0	2	97.5
11/06	at K.C.	1/1	22	41	53.7	252	6.1	2	1	2	78.5
11/13	vs. HOU	1/1	32	49	65.3	265	5.4	2	1	2	84.1
11/20	at DET	1/1	22	35	62.9	202	5.8	2	2	0	73.8
11/27	at BUF	1/1	13	26	50.0	126	4.9	2	0	2	89.6
12/04	vs. DEN	1/1	19	42	45.2	181	4.3	0	2	1	37.9
12/11	vs. MIN	1/1	23	37	62.2	257	6.9	1	0	4	91.8
12/18	at HOU	1/1	12	28	42.9	92	3.3	0	1	2	36.6
12/24	vs. TEN	1/1	26	38	68.4	325	8.6	1	0	2	103.5
01/01	at IND	1/1	25	39	64.1	301	7.7	1	0	2	96.2
<b>2016 totals:</b>	<b>16/16</b>	<b>368</b>	<b>625</b>	<b>58.9</b>	<b>3,905</b>	<b>6.2</b>	<b>23</b>	<b>16</b>	<b>34</b>	<b>78.8</b>	

Additional statistics: one reception for 20 yards and one TD on 12/24/16 vs. TEN.

## RUSHING

DATE	OPP	W/L	ATT	YDS	AVG	LG	TD
09/11	vs. G.B.	L	2	2	1.0	3	0
09/18	at S.D.	L	3	34	11.3	24	0
09/25	vs. BAL	L	3	17	5.7	9	0
10/02	vs. IND	W	7	36	5.1	9	1
BYE WEEK							
10/16	at CHI	W	3	1	0.3	3	0
10/23	vs. OAK	L	5	33	6.6	17	0
10/27	at TEN	L	4	22	5.5	12	0
11/06	at K.C.	L	6	54	9.0	26	0
11/13	vs. HOU	L	3	11	3.7	11	0
11/20	at DET	L	1	3	3.0	3	0
11/27	at BUF	L	8	81	10.1	27	0
12/04	vs. DEN	L	2	29	14.5	22	1
12/11	vs. MIN	L	3	13	4.3	6	0
12/18	at HOU	L	2	-5	-2.5	1	1
12/24	vs. TEN	W	3	7	2.3	7	0
01/01	at IND	L	3	21	7.0	16	0
<b>2016 totals:</b>	<b>3-13</b>	<b>58</b>	<b>359</b>	<b>6.2</b>	<b>27</b>	<b>3</b>	

## 2015 GAME-BY-GAME STATISTICS

PASSING											
DATE	OPP	P/S	COMP	ATT	PCT	YDS	AVG	TD	INT	SK	RTG
09/13	vs. CAR	1/1	22	40	55.0	183	4.6	1	2	5	54.5
09/20	vs. MIA	1/1	18	33	54.5	273	8.3	2	0	0	102.2
09/27	at N.E.	1/1	17	33	51.5	242	7.3	2	1	2	83.1
10/04	at IND	1/1	28	50	56.0	298	6.0	1	0	1	80.2
10/11	at T.B.	1/1	23	33	69.7	303	9.2	4	1	6	125.4
10/18	vs. HOU	1/1	30	53	56.6	331	6.2	3	3	3	70.6
10/25	vs. BUF	1/1	13	29	44.8	182	6.3	2	1	2	74.2
BYE WEEK											
11/08	at NYJ	1/1	24	40	60.0	381	9.5	2	2	6	87.6
11/15	at BAL	1/1	22	45	48.9	188	4.2	2	1	3	65.8
11/19	vs. TEN	1/1	21	30	70.0	242	8.1	1	1	4	91.2
11/29	vs. S.D.	1/1	30	49	61.2	329	6.7	2	1	2	86.2
12/06	at TEN	1/1	24	36	66.7	322	8.9	5*	0	2	134.5
12/13	vs. IND	1/1	16	30	53.3	250	8.3	3	0	3	114.6
12/20	vs. ATL	1/1	23	38	60.5	297	7.8	1	1	2	82.9
12/27	at N.O.	1/1	27	35	77.1	368	10.5	4	2	2	124.5
01/03	at HOU	1/1	17	32	53.1	239	7.5	0	2	8	51.4
<b>2015 totals:</b>	<b>16/16</b>	<b>355#</b>	<b>606#</b>	<b>58.6</b>	<b>4,428#</b>	<b>7.3</b>	<b>35#</b>	<b>18</b>	<b>51</b>	<b>88.2</b>	

\* single-game franchise record

# single-season franchise record

## RUSHING

DATE	OPP	W/L	ATT	YDS	AVG	LG	TD
09/13	vs. CAR	L	4	26	6.5	12	0
09/20	vs. MIA	W	2	27	13.5	28	0
09/27	at N.E.	L	3	7	2.3	3	0
10/04	at IND	L	4	31	7.8	14	0
10/11	at T.B.	L	1	21	21.0	21	0
10/18	vs. HOU	L	4	37	9.3	12	0
10/25	vs. BUF	W	5	-3	-0.6	1	0
BYE WEEK							
11/08	at NYJ	L	4	32	8.0	11	0
11/15	at BAL	W	2	25	12.5	14	0
11/19	vs. TEN	W	2	9	4.5	13	0
11/29	vs. S.D.	L	6	33	5.5	10	0
12/06	at TEN	L	2	-1	-0.5	0	0
12/13	vs. IND	W	4	17	4.3	15	1
12/20	vs. ATL	L	6	44	7.3	13	1
12/27	at N.O.	L	3	5	1.7	5	0
01/03	at HOU	L	0	0	0.0	0	0
<b>2015 totals:</b>	<b>5-11</b>	<b>52</b>	<b>310</b>	<b>6.0</b>	<b>28</b>	<b>2</b>	

# BLAKE BORTLES



## 2014 GAME-BY-GAME STATISTICS

### PASSING

DATE	OPP	P/S	COMP	ATT	PCT	YDS	AVG	TD	INT	SK	RTG
09/07	at PHI	0/0				DNP					
09/14	at WAS	0/0				DNP					
09/21	vs. IND	1/0	14	24	58.3	223	9.3	2	2	1	82.5
09/28	at S.D.	1/1	29	37	78.4	254	6.9	1	2	3	81.8
10/05	vs. PIT	1/1	22	36	61.1	191	5.3	0	2	1	52.0
10/12	at TEN	1/1	32	46	69.6	336	7.3	1	1	6	88.6
10/19	vs. CLE	1/1	17	31	54.8	159	5.1	1	3	2	40.3
10/26	vs. MIA	1/1	18	34	52.9	221	6.5	1	2	4	58.6
11/02	at CIN	1/1	22	33	66.8	247	7.5	2	1	1	96.4
11/09	vs. DAL	1/1	22	37	59.5	290	7.8	0	1	4	73.0
	BYE WEEK										
11/23	at IND	1/1	15	27	55.6	146	5.4	0	1	4	55.5
11/30	vs. NYG	1/1	21	35	60.0	194	5.5	1	0	7	84.7
12/07	vs. HOU	1/1	20	39	51.3	205	5.3	1	1	4	64.6
12/14	at BAL	1/1	21	37	56.8	210	5.7	0	1	8	61.8
12/18	vs. TEN	1/1	13	26	50.0	115	4.4	1	0	4	75.0
12/28	at HOU	1/1	14	33	42.4	117	3.5	0	0	5	52.2
<b>2015 totals:</b>	<b>14/13</b>		<b>280</b>	<b>475</b>	<b>58.9</b>	<b>2,908</b>	<b>6.1</b>	<b>11</b>	<b>17</b>	<b>55</b>	<b>69.5</b>

### RUSHING

DATE	OPP	W/L*	ATT	YDS	AVG	TD
09/07	at PHI			DNP		
09/14	at WAS			DNP		
09/21	vs. IND		2	30	15.0	0
09/28	at S.D.	L	5	24	4.8	0
10/05	vs. PIT	L	4	14	3.5	0
10/12	at TEN	L	5	38	7.6	0
10/19	vs. CLE	W	5	37	7.4	0
10/26	vs. MIA	L	6	48	8.0	0
11/02	at CIN	L	4	10	2.5	0
11/09	vs. DAL	L	3	3	1.0	0
	BYE WEEK					
11/23	at IND	L	5	24	4.8	0
11/30	vs. NYG	W	5	68	13.6	0
12/07	vs. HOU	L	3	10	3.3	0
12/14	at BAL	L	1	2	2.0	0
12/18	vs. TEN	W	5	50	10.0	0
12/28	at HOU	L	3	61	20.3	0
<b>2015 totals:</b>	<b>3-10*</b>		<b>56</b>	<b>419</b>	<b>7.5</b>	<b>0</b>

\* games started

# A.J. BOUYE

[ 21 ]

## A.J. BOUYE

CORNERBACK  
6-0 191 LBS.  
CENTRAL FLORIDA  
BORN AUGUST 16, 1991  
TUCKER, GEORGIA  
ACQ: UFA (HOUSTON) 2017  
EXP: 5TH YEAR



### TRANSACTIONS

Originally signed by Houston as an undrafted free agent on 5/10/13 ... Re-signed by Houston as an restricted free agent on 3/28/16 ... Signed by Jacksonville as an unrestricted free agent on 3/10/17

### PRO (Games played/started - 51/20, 3/2)

• Career totals include 130 tackles (109 solo), 32 passes defended, six INTs, 1.0 sack, one forced fumble and one fumble recovery

### 2017 (w/ JAX - 1/1)

• **9/10 at HOU:** Started at RCB and was tied for second on the team with six tackles (five solo) and also recorded one pass defended

### 2016 (w/ HOU, 15/11, 2/2)

Led the team and tied for ninth in the NFL with 16 passes defended ... Set career highs with 11 starts, 62 tackles, 16 passes defended, two tackles for loss and one QB hit ... Tied with ATL DB **Robert Alford** for the most passes defended in the postseason (six)

- **9/11 vs. CHI:** Recorded first career sack on CHI QB **Jay Cutler**, the first sack by a Houston CB since **Demarcus Faggins** vs. Buffalo on 11/19/06
- **9/18 vs. K.C.:** Finished with four tackles (three solo) and tied for the team lead with two passes defended
- **10/2 vs. TEN:** Tied a single-game career high with three passes defended and contributed with two tackles on defense and one on special teams
- **10/24 at DEN:** Led the team and set a single-game career high with 11 tackles (nine solo), while adding two passes defended
- **11/21 at OAK:** Recorded his first INT of the season and sixth of his career when he picked off OAK QB **Derek Carr** on the opening play of the second half
- **11/27 vs. S.D.:** Tied for second on the team with seven tackles (five solo), his second-highest single-game total of the year, and added a pass defended
- **12/24 vs. CIN:** Led the team with nine solo tackles and matched a career high with three passes defended
- **1/7 vs. OAK:** Set a franchise postseason record with four passes defended and added his first career playoff INT in AFC wild-card round
- **1/14 at N.E.:** Became the first player in Texans history with an INT in back-to-back postseason games when he intercepted N.E. QB **Tom Brady**

### 2015 (w/ HOU - 15/2, 1/0)

- **10/8 vs. IND:** Made his first start of the season and seventh of his career
- **10/18 at JAX:** Finished second on the team with a season-high seven solo tackles, in addition to two passes defended and one INT
- **12/20 at IND:** Intercepted IND QB **Matt Hasselbeck** in the fourth quarter to clinch the Houston victory

### 2014 (w/ HOU - 14/6)

Finished tied for the team lead with three INTs ... Ranked sixth in the NFL with 120 INT return yards

- **9/14 at OAK:** Led the team with eight tackles
- **9/21 at NYG:** Started his first career game and made three tackles
- **10/9 vs. IND:** Made three tackles and two special teams tackles, in addition to two passes defended
- **11/2 vs. PHI:** Returned his first career INT 51 yards for a TD in the fourth quarter ... Finished the game with six tackles, one pass defended and one special teams tackle
- **11/16 at CLE:** Started and led the team with nine tackles, had a special teams tackle and one pass defended
- **11/30 vs. TEN:** Recorded his second INT of the season at the Houston 3-yard line in the fourth quarter and returned it to the Tennessee 30
- **12/14 at IND:** Posted his first career forced fumble and fumble recovery and made three tackles
- **12/21 vs. BAL:** Intercepted BAL QB **Joe Flacco** and added three tackles and a then-career best three passes defended

### 2013 (w/ HOU - 6/0)

Played in six games and recorded two special teams tackles before being placed on the Reserve/Injured List with a hamstring injury on Oct. 16

### COLLEGE (at Central Florida, 2009-12)

• Started 21 of 43 career games at CB, compiling 110 tackles (78 solo), six INTs, 1.0 sack, two fumble recoveries and one forced fumble

- Returned from injury to start all 14 games as a senior, finishing with 53 tackles, three INTs, two fumble recoveries and one forced fumble en route to All-Conference USA second team honors
- Started seven games as a junior, recording 21 tackles (19 solo) and two INTs before missing the final five games of the season due to injury

### PERSONAL

- Helped lead Tucker (Georgia) High School to a 14-1 record and a state championship during his senior season
- Named first-team all-county after recording 35 tackles as a senior with six INTs while also scoring three TDs on offense and twice on returns
- Recorded 40 tackles and one INT as a junior
- Was a member of the school's merit roll and R.O.T.C.



### REGULAR SEASON CAREER STATISTICS

YEAR	TEAM	GP/GS	TKL	SOLO	ASST	SACKS	FF	FR	PD	INT
2013	HOU	6/0	0	0	0	0.0	0	0	0	0
2014	HOU	14/6	54	47	7	0.0	1	1	10	3
2015	HOU	15/2	14	14	0	0.0	0	0	6	2
2016	HOU	15/11	62	48	14	1.0	0	0	16	1
2017	JAX	1/1	6	5	1	0.0	0	0	1	0
<b>NFL totals: 4 yrs.</b>		<b>51/20</b>	<b>136</b>	<b>114</b>	<b>22</b>	<b>1.0</b>	<b>1</b>	<b>1</b>	<b>33</b>	<b>6</b>

Additional statistics: special teams tackles (9); 2013 - 2, 2014 - 5, 2015 - 2



### POSTSEASON CAREER STATISTICS

YEAR	TEAM	GP/GS	TKL	SOLO	ASST	SACKS	FF	FR	PD	INT
2015	HOU	1/0	1	1	0	0.0	0	0	0	0
2016	HOU	2/2	7	5	2	0.0	1	0	6	2
<b>NFL totals: 4 yrs.</b>		<b>3/2</b>	<b>8</b>	<b>6</b>	<b>2</b>	<b>0.0</b>	<b>1</b>	<b>0</b>	<b>6</b>	<b>2</b>



### CAREER HIGHS

	GAME	SEASON
<b>Tackles:</b>	11 (10/24/16 at DEN)	62 (2016)
<b>Interceptions:</b>	1 (six times, last: 11/21/15 at OAK)	3 (2014)
<b>Forced fumbles:</b>	1 (12/14/14 at IND)	1 (2014)
<b>Fumble recoveries:</b>	1 (12/14/14 at IND)	1 (2014)
<b>Passes defended:</b>	3 (three times, last: 12/24/16 at CIN)	16 (2016)



### 2017 GAME-BY-GAME STATISTICS

DATE	OPP	TKL	SOLO	ASST	ST	SACKS	FF	FR	PD	INT
09/10	at Houston	6	5	1	0	0.0	0	0	1	0
09/17	vs. Tennessee									
09/24	vs. Baltimore									
10/01	at New York Jets									
10/08	at Pittsburgh									
10/15	vs. LA Rams									
10/22	at Indianapolis									
	BYE WEEK									
11/05	vs. Cincinnati									
11/12	vs. LA Chargers									
11/19	at Cleveland									
11/26	at Arizona									
12/03	vs. Indianapolis									
12/10	vs. Seattle									
12/17	vs. Houston									
12/24	at San Francisco									
12/31	at Tennessee									
<b>2017 totals:</b>		<b>6</b>	<b>5</b>	<b>1</b>	<b>0</b>	<b>0.0</b>	<b>0</b>	<b>0</b>	<b>1</b>	<b>0</b>



# A.J. BOUYE



## 2016 GAME-BY-GAME STATISTICS

DATE	OPP	TKL	SOLO	ASST	ST	SACKS	FF	FR	PD	INT
09/11	vs. Chicago	3	3	0	0	1.0	0	0	1	0
09/18	vs. Kansas City	4	3	1	0	0.0	0	0	2	0
09/22	at New England	1	1	0	0	0.0	0	0	0	0
10/02	vs. Tennessee	2	1	1	0	0.0	0	0	3	0
10/09	at Minnesota	2	2	0	0	0.0	0	0	0	0
10/16	vs. Indianapolis	4	3	1	0	0.0	0	0	0	0
10/24	at Denver	11	9	2	0	0.0	0	0	2	0
10/30	vs. Detroit	5	5	0	0	0.0	0	0	1	0
	BYE WEEK									
11/13	at Jacksonville					ina				
11/21	at Oakland	2	1	1	0	0.0	0	0	1	1
11/27	vs. San Diego	7	5	2	0	0.0	0	0	1	0
12/04	at Green Bay	4	3	1	0	0.0	0	0	0	0
12/11	at Indianapolis	3	1	2	0	0.0	0	0	1	0
12/18	vs. Jacksonville	2	1	1	0	0.0	0	0	0	0
12/24	vs. Cincinnati	9	9	0	0	0.0	0	0	3	0
01/01	at Tennessee	3	2	1	0	0.0	0	0	1	0
<b>2016 totals:</b>		<b>62</b>	<b>48</b>	<b>14</b>	<b>0</b>	<b>1.0</b>	<b>0</b>	<b>0</b>	<b>16</b>	<b>1</b>
01/07	vs. Oakland	2	0	2	0	0.0	0	0	4	1
01/14	at New England	5	5	0	0	0.0	1	0	2	1
<b>Postseason totals:</b>		<b>7</b>	<b>5</b>	<b>2</b>	<b>0</b>	<b>0.0</b>	<b>1</b>	<b>0</b>	<b>6</b>	<b>2</b>



## 2015 GAME-BY-GAME STATISTICS

DATE	OPP	TKL	SOLO	ASST	ST	SACKS	FF	FR	PD	INT
09/13	vs. Kansas City	1	1	0	0	0.0	0	0	0	0
09/20	at Carolina	0	0	0	0	0.0	0	0	0	0
09/27	vs. Tampa Bay	0	0	0	0	0.0	0	0	0	0
10/04	at Atlanta	1	1	0	0	0.0	0	0	0	0
10/08	vs. Indianapolis	1	1	0	0	0.0	0	0	0	0
10/18	at Jacksonville	7	7	0	0	0.0	0	0	2	1
10/25	at Miami	1	1	0	0	0.0	0	0	0	0
11/01	vs. Tennessee	0	0	0	0	0.0	0	0	0	0
	BYE WEEK									
11/16	at Cincinnati	0	0	0	0	0.0	0	0	0	0
11/22	vs. New York Jets	0	0	0	0	0.0	0	0	1	0
11/29	vs. New Orleans					ina				
12/06	at Buffalo	0	0	0	0	0.0	0	0	1	0
12/13	vs. New England	0	0	0	0	0.0	0	0	0	0
12/20	at Indianapolis	0	0	0	0	0.0	0	0	2	1
12/27	at Tennessee	2	2	0	0	0.0	0	0	0	0
01/03	vs. Jacksonville	1	1	0	0	0.0	0	0	1	0
<b>2015 totals:</b>		<b>14</b>	<b>14</b>	<b>0</b>	<b>0</b>	<b>0.0</b>	<b>0</b>	<b>0</b>	<b>6</b>	<b>2</b>
01/09	vs. Kansas City	1	1	0	0	0.0	0	0	0	0
<b>Postseason totals:</b>		<b>1</b>	<b>1</b>	<b>0</b>	<b>0</b>	<b>0.0</b>	<b>0</b>	<b>0</b>	<b>0</b>	<b>0</b>



## 2014 GAME-BY-GAME STATISTICS

DATE	OPP	TKL	SOLO	ASST	ST	SACKS	FF	FR	PD	INT
09/07	vs. Washington	3	3	0	0	0.0	0	0	1	0
09/14	at Oakland	8	7	1	0	0.0	0	0	0	0
09/21	at N.Y. Giants	3	1	2	0	0.0	0	0	0	0
09/28	vs. Buffalo					ina				
10/05	at Dallas					ina				
10/09	vs. Indianapolis	3	2	1	0	0.0	0	0	2	0
10/20	at Pittsburgh	1	0	0	0	0.0	0	0	0	0
10/26	at Tennessee	2	1	1	0	0.0	0	0	0	0
11/02	vs. Philadelphia	6	5	1	0	0.0	0	0	1	1
	BYE WEEK									
11/16	at Cleveland	9	8	1	0	0.0	0	0	1	0
11/23	vs. Cincinnati	4	4	0	0	0.0	0	0	0	0
11/30	vs. Tennessee	3	3	0	0	0.0	0	0	1	1
12/07	at Jacksonville	3	3	0	0	0.0	0	0	0	0
12/14	at Indianapolis	3	3	0	0	0.0	1	1	0	0
12/21	vs. Baltimore	3	3	0	0	0.0	0	0	3	1
12/28	vs. Jacksonville	3	3	0	0	0.0	0	0	1	0
<b>2014 totals:</b>		<b>54</b>	<b>47</b>	<b>7</b>	<b>0</b>	<b>0.0</b>	<b>1</b>	<b>1</b>	<b>10</b>	<b>3</b>



## 2013 GAME-BY-GAME STATISTICS

DATE	OPP	TKL	SOLO	ASST	ST	SACKS	FF	FR	PD	INT
09/09	at San Diego	0	0	0	0	0.0	0	0	0	0
09/15	vs. Tennessee	0	0	0	0	0.0	0	0	0	0
09/22	at Baltimore	0	0	0	0	0.0	0	0	0	0
09/29	vs. Seattle	0	0	0	0	0.0	0	0	0	0
10/06	at San Francisco	0	0	0	0	0.0	0	0	0	0
10/13	vs. St. Louis	0	0	0	0	0.0	0	0	0	0
10/20	at K.C.					IR				
10/27	BYE WEEK									
11/03	vs. Indianapolis					IR				
11/10	at Arizona					IR				
11/17	vs. Oakland					IR				
11/24	vs. Jacksonville					IR				
12/01	vs. New England					IR				
12/05	at Jacksonville					IR				
12/15	at Indianapolis					IR				
12/22	vs. Denver					IR				
12/29	at Tennessee					IR				
<b>2013 totals:</b>		<b>0</b>	<b>0</b>	<b>0</b>	<b>0</b>	<b>0.0</b>	<b>0</b>	<b>0</b>	<b>0</b>	<b>0</b>

# BLAIR BROWN

53

## BLAIR BROWN

LINEBACKER

6-0 238 LBS


OHIO

BORN MAY 27, 1994

MORENO VALLEY, CALIFORNIA

ACQ: FIFTH ROUND OF 2017 DRAFT (148TH)

EXP: ROOKIE



### TRANSACTIONS

Drafted by Jacksonville in the fifth round (148th overall) in the 2017 draft

### PRO (Games played/started - 0/0)

#### 2017 (w/ JAX - 0/0)

- 9/10 at HOU: Inactive

### COLLEGE (at Ohio, 2012-16)

Finished his career with 265 tackles (146 solo), 24.5 tackles for a loss and 5.5 sacks

#### 2016 (Senior)

Brown was named first-team All-Mid-American Conference after leading the team with 128 tackles ... Recorded 59 solo tackles, 15 tackles for a loss, 4.5 sacks and one forced fumble

#### 2015 (Junior)

Started in all 11 games, finishing third on the team with 65 tackles (37 solo), 4.5 tackles for a loss

- 9/19 vs. Southeastern Louisiana: Recorded 11 tackles
- 10/17 vs. Western Michigan: Totaled 11 tackles and one quarterback hurry

#### 2014 (Sophomore)

Appeared in 11 games, starting eight games and finished third on the team in tackles with 55 (30 solo)

- 9/6 vs. Kentucky: Recorded 1.0 sack

#### 2013 (Freshman)

Appeared in seven games totaling 17 tackles (nine solo)

- 9/21 vs. Austin Peay: Registered eight tackles

### HIGH SCHOOL

- Attended Rancho Verde High School (Moreno Valley, Calif.)
- Received All-League honors
- Helped guide team to a perfect 14-0 record during his senior year

### PERSONAL

- Son of Valencia and Edward Brown

### REGULAR SEASON COLLEGE STATISTICS

YEAR	GP	TKL	SOLO	ASST	SACKS	FF	FR	PD	TFL
2013	7	17	9	8	0.0	0	0	0	1
2014	11	55	29	26	1.0	0	0	0	4
2015	11	65	37	28	0.0	0	0	0	4.5
2016	11	128	71	57	4.5	1	0	0	15
<b>Totals: 4 years</b>	<b>40</b>	<b>265</b>	<b>146</b>	<b>119</b>	<b>5.5</b>	<b>1</b>	<b>0</b>	<b>0</b>	<b>24.5</b>

### REGULAR SEASON CAREER STATISTICS

YEAR	TEAM	GP/GS	TKL	SOLO	ASST	SACKS	FF	FR	PD	INT
2017	JAX	0/0	0	0	0	0.0	0	0	0	0
<b>NFL totals: 1 yr.</b>		<b>0/0</b>	<b>0</b>	<b>0</b>	<b>0</b>	<b>0.0</b>	<b>0</b>	<b>0</b>	<b>0</b>	<b>0</b>

### 2017 GAME-BY-GAME STATISTICS

DATE	OPP	TKL	SOLO	ASST	ST	SACKS	FF	FR	PD	TFL
09/10	at Houston									Inactive
09/17	vs. Tennessee									
09/24	vs. Baltimore									
10/01	at New York Jets									
10/08	at Pittsburgh									
10/15	vs. LA Rams									
10/22	at Indianapolis									
	BYE WEEK									
11/05	vs. Cincinnati									
11/12	vs. LA Chargers									
11/19	at Cleveland									
11/26	at Arizona									
12/03	vs. Indianapolis									
12/10	vs. Seattle									
12/17	vs. Houston									
12/24	at San Francisco									
12/31	at Tennessee									
<b>2017 totals:</b>		<b>0</b>	<b>0</b>	<b>0</b>	<b>0</b>	<b>0.0</b>	<b>0</b>	<b>0</b>	<b>0</b>	<b>0</b>

# CALAIS CAMPBELL

93

## CALAIS CAMPBELL

DEFENSIVE LINEMAN

6-8 300 LBS


MIAMI (FLA.)

BORN SEPTEMBER 1, 1986

AURORA, COLORADO

ACQ: UFA (ARIZONA) 2017

EXP: 10TH YEAR



### TRANSACTIONS

Originally drafted by Arizona in the second round (50th overall) in the 2008 NFL Draft ... Signed by Jacksonville as an unrestricted free agent on 3/10/17

### PRO (Games played/started - 139/121, 9/4)

- Two-time Pro Bowl selection (2014, 2015)
- Has registered eight consecutive seasons with at least 5.0 sacks, the second-longest streak in the NFL among defensive linemen trailing only SEA's **Cliff Avril** (nine seasons)
- Recorded at least 6.0 sacks in seven of the last eight seasons (2009-2017)
- One of four defensive linemen to register at least 30 passes defended since 2011
- His 120 career starts are second-most among all active defensive linemen, trailing only CIN's **Domata Peko** (138)
- Since he was drafted in 2008, his 107 tackles for loss are the fourth-most in the NFL, trailing HOU's **J.J. Watt** (133), DEN's **DeMarcus Ware** (127) and BAL's **Terrell Suggs** (109)
- 56.5 career sacks

### 2017 (w/ JAX - 1/1)

- **9/10 at HOU:** Started at DE and was tied for second on the team with six tackles (four solo), two tackles for a loss and set a Jaguars franchise record for most sacks in a single game with four, which also was a career-high ... Campbell's 3.5 sacks in the first half were the most sacks by a single player in a half since 2015 (Khalil Mack, Week 14, 2015, 5.0; Cameron Wake, Week 6, 2015, 4.0).

### 2016 (w/ ARI, 16/16)

Started 16 games for the second consecutive season and fourth time in his career ... Recorded 53 tackles (34 solo), 8.0 sacks, one INT, two forced fumbles and 12 tackles for a loss ... His 8.0 sacks tied for the second-highest total in his career and his highest total since 2013 (9.0)

- **10/06 at SF:** Recorded four tackles (three solo), 2.0 sacks, one INT and two tackles for a loss
- **10/30 at CAR:** Totaled a season-high nine tackles and two QB hits
- **1/1 at L.A.:** Registered three tackles, 1.5 sacks and a tackle for a loss

### 2015 (w/ ARI, 16/16, 2/2)

Started 16 games for the third time in his career and led the defensive line with 61 tackles ... Tied for the team lead with 16 tackles for loss ... Chosen as a defensive captain for the second consecutive season ... Named to his second consecutive Pro Bowl

- **10/4 vs STL:** Tied his career high with a team-leading 11 tackles (10 solo)
- **12/27 vs. GB:** Recorded six tackles (five solo), a season high 2.5 sacks and three tackles for a loss

### 2014 (w/ ARI, 14/14, 1/1)

Chosen as a defensive captain for the first time in his career ... Led the defensive line with 58 tackles, was second on the team with 7.0 sacks and led the team with 16 tackles for a loss ... Earned his first Pro Bowl selection

- **9/14 at NYG:** Set season high with 10 solo tackles and recorded 1.0 sack and three tackles for a loss
- **10/5 at DEN:** Registered two solo tackles, one INT and one tackle for a loss
- **11/23 at SEA:** Set a career high registering 3.0 sacks

### 2013 (w/ ARI, 16/16)

Started all 16 games and led the defensive line with 58 tackles ... Set a career high with 9.0 sacks, which was second highest on the team ... Tied for the team lead with 14 tackles for a loss ... Named a Pro Bowl alternate

- **10/6 vs. CAR:** Recorded four solo tackles, a forced fumble and 2.0 sacks
- **10/17 vs. SEA:** Totaled a season-high eight tackles (seven solo), a fumble recovery and one tackle for a loss
- **12/22 at SEA:** Registered four tackles (three solo), 2.0 sacks and two tackles for a loss

### 2012 (w/ ARI, 13/12)

Played in 13 with 12 starts ... Led the defensive line with 63 tackles and finished second on the team with 6.5 sacks

- **9/16 at NE:** Recorded a season-high 10 tackles, 2.0 sacks and two tackles for a loss

- **10/29 vs. SF:** Finished with six solo tackles, 1.0 sack and two tackles for a loss

### 2011 (w/ ARI, 16/16)

Started all 16 games for the first time and posted a career high 72 tackles and team leading 8.0 sacks

- **9/25 at SEA:** Recorded 10 tackles (five solo), 2.5 sacks and two tackles for a loss
- **11/6 vs. STL:** Registered six solo tackles, 2.0 sacks and three tackles for a loss
- **11/13 at PHI:** Recorded his first career interception, picking off a QB **Michael Vick** pass

### 2010 (w/ ARI, 15/15)

Totaled 60 tackles and led the team with 6.0 sacks

- **12/19 at CAR:** Recorded a season-high 11 tackles (nine solo), 1.0 sack and four tackles for a loss

### 2009 (w/ ARI, 16/15, 2/1)

Saw action in all 16 games and started 15 ... Recorded 48 tackles, 7.0 sacks and also blocked two field goals

- **9/20 at JAX:** Credited with his first career sack with 0.5 sack of QB **David Garrard**
- **10/18 at SEA:** Registered three tackles, 1.5 sacks and had two tackles for a loss
- **11/22 at STL:** Recorded two solo tackles and a forced fumble

### 2008 (w/ ARI, 16/0, 4/0)

Played in all 16 games and all four postseason games, including Super Bowl XLIII, in his rookie season and was a key contributor on special teams, totaling seven special teams tackles

- **9/7 at SF:** Recorded first career tackle

### COLLEGE (at Miami (Fla.), 2009-12)

- Played in 36 career games, starting 25
- Career totals include 158 tackles, 19.5 sacks and 39 tackles for a loss
- Two-time All-ACC selection

### PERSONAL

- Attended South (Aurora, Colo.) High School and was a two-time All-State selection
- As a senior, recorded 19.0 sacks, 188 tackles and two interceptions
- Garnered All-State accolades in basketball in his junior year
- Recipient of the 2015 Pop Warner Humanitarian Award, given to an individual who portrays both outstanding athletic achievement and high humanitarian principles while serving as an inspiration to the youth of today
- Twitter handle is @Campbell93



### REGULAR SEASON CAREER STATISTICS

YEAR	TEAM	GP/GS	TKL	SOLO	ASST	SACKS	FF	FR	PD	TFL	INT
2008	ARI	16/0	21	17	4	0.0	1	0	1	2	0
2009	ARI	16/15	46	35	11	7.0	1	0	5	8	0
2010	ARI	15/15	60	46	14	6.0	0	1	2	13	0
2011	ARI	16/16	72	53	19	8.0	2	1	10	13	1
2012	ARI	13/12	63	50	13	6.5	0	0	6	13	0
2013	ARI	16/16	58	45	13	9.0	1	2	6	14	0
2014	ARI	14/14	58	48	10	7.0	1	0	3	16	1
2015	ARI	16/16	61	46	15	5.0	0	1	3	16	0
2016	ARI	16/16	53	34	19	8.0	2	3	6	12	1
2017	JAX	1/1	6	4	2	4.0	0	0	0	2	0
<b>NFL totals: 10 yrs.</b>		<b>139/121</b>	<b>498</b>	<b>378</b>	<b>120</b>	<b>60.5</b>	<b>8</b>	<b>8</b>	<b>42</b>	<b>109</b>	<b>3</b>



### POSTSEASON CAREER STATISTICS

YEAR	TEAM	GP/GS	TKL	SOLO	ASST	SACKS	FF	FR	PD	TFL	INT
2008	ARI	4/0	4	3	1	0.0	0	0	1	0	0
2009	ARI	2/1	5	5	0	0.0	0	0	0	0	0
2014	ARI	1/1	4	0	4	0.0	0	0	0	0	0
2015	ARI	2/2	5	1	4	0.0	0	0	1	0	0
<b>NFL totals: 4 yrs.</b>		<b>9/4</b>	<b>18</b>	<b>9</b>	<b>9</b>	<b>0.0</b>	<b>0</b>	<b>0</b>	<b>2</b>	<b>0</b>	<b>0</b>



### CAREER HIGHS

	GAME	SEASON
<b>Tackles:</b>	11 (two times; last 10/4/15 vs. STL)	72 (2011)
<b>Sacks:</b>	4.0 (9/10/17 at HOU)	9.0 (2013)
<b>Forced fumbles:</b>	1 (seven times; last: 12/11/16 at MIA)	2 (2011, '16)
<b>Fumble recoveries:</b>	1 (eight times; last: 12/24/16 at L.A.)	3 (2016)
<b>Interceptions:</b>	1 (three times; last: 10/6/16 at S.F.)	1 (2011, '14, '16)

# CALAIS CAMPBELL

## 2017 GAME-BY-GAME STATISTICS

DATE	OPP	TKL	SOLO	ASST	SACKS	FF	FR	PD	TFL	INT
09/10	at Houston	6	4	2	4.0	0	0	0	2	0
09/17	vs. Tennessee									
09/24	vs. Baltimore									
10/01	at New York Jets									
10/08	at Pittsburgh									
10/15	vs. LA Rams									
10/22	at Indianapolis									
	BYE WEEK									
11/05	vs. Cincinnati									
11/12	vs. LA Chargers									
11/19	at Cleveland									
11/26	at Arizona									
12/03	vs. Indianapolis									
12/10	vs. Seattle									
12/17	vs. Houston									
12/24	at San Francisco									
12/31	at Tennessee									
<b>2017 totals:</b>		<b>6</b>	<b>4</b>	<b>2</b>	<b>4.0</b>	<b>0</b>	<b>0</b>	<b>0</b>	<b>2</b>	<b>0</b>

## 2016 GAME-BY-GAME STATISTICS

DATE	OPP	TKL	SOLO	ASST	SACKS	FF	FR	PD	TFL	INT
09/11	vs. New England	3	2	1	0.0	0	1	0	0	0
09/18	vs. Tampa Bay	3	2	1	0.0	0	0	1	0	0
09/25	at Buffalo	4	4	0	0.0	0	0	1	1	0
10/02	vs. Los Angeles	1	1	0	0.0	0	0	0	1	0
10/06	at San Francisco	4	3	1	2.0	0	0	1	2	1
10/17	vs. NYJ	1	1	0	0.0	0	0	0	1	0
10/23	vs. Seattle	2	2	0	0.0	0	0	0	1	0
10/30	at Carolina	9	1	8	0.0	0	0	0	0	0
	BYE WEEK									
11/13	vs. San Francisco	3	2	1	1.0	0	0	0	1	0
11/20	at Minnesota	3	1	2	0.0	0	0	2	0	0
11/27	at Atlanta	3	3	0	0.0	0	0	0	1	0
12/04	vs. Washington	3	3	0	1.0	1	0	1	0	0
12/11	at Miami	3	3	0	0.0	1	0	0	0	0
12/18	vs. New Orleans	4	4	0	2.0	0	1	0	2	0
12/24	at Seattle	4	1	3	0.5	0	1	0	1	0
01/01	at Los Angeles	3	1	2	1.5	0	0	0	1	0
<b>2016 totals:</b>		<b>53</b>	<b>34</b>	<b>19</b>	<b>8.0</b>	<b>2</b>	<b>3</b>	<b>6</b>	<b>12</b>	<b>1</b>

## 2015 GAME-BY-GAME STATISTICS

DATE	OPP	TKL	SOLO	ASST	SACKS	FF	FR	PD	TFL	INT
09/13	vs. New Orleans	6	5	1	0.0	0	0	0	1	0
09/20	at Chicago	6	4	2	0.0	0	0	1	0	0
09/27	vs. San Francisco	2	1	1	0.0	0	0	0	0	0
10/04	vs. St. Louis	11	10	1	0.5	0	0	0	3	0
10/11	at Detroit	2	2	0	0.0	0	0	0	1	0
10/18	at Pittsburgh	5	3	2	1.0	0	0	0	1	0
10/26	vs. Baltimore	5	5	0	0.0	0	0	0	3	0
11/01	at Cleveland	3	2	1	0.0	0	0	0	0	0
	BYE WEEK									
11/15	at Seattle	3	0	3	0.0	0	0	0	0	0
11/22	vs. Cincinnati	3	1	2	0.0	0	0	0	0	0
11/29	at San Francisco	3	2	1	0.0	0	0	0	1	0
12/06	at St. Louis	0	0	0	0.0	0	0	0	0	0
12/10	vs. Minnesota	4	4	0	1.0	0	1	0	3	0
12/27	vs. Green Bay	6	5	1	2.5	0	0	0	3	0
01/03	vs. Seattle	2	2	0	0.0	0	0	0	0	0
<b>2015 totals:</b>		<b>61</b>	<b>46</b>	<b>15</b>	<b>5.0</b>	<b>0</b>	<b>1</b>	<b>3</b>	<b>16</b>	<b>0</b>
01/16	vs. Green Bay	2	0	2	0.0	0	0	1	0	0
01/24	at Carolina	3	1	2	0.0	0	0	0	0	0
<b>Postseason totals:</b>		<b>5</b>	<b>1</b>	<b>4</b>	<b>0.0</b>	<b>0</b>	<b>0</b>	<b>1</b>	<b>0</b>	<b>0</b>

## 2014 GAME-BY-GAME STATISTICS

DATE	OPP	TKL	SOLO	ASST	SACKS	FF	FR	PD	TFL	INT
09/08	vs. San Diego	0	0	0	0.0	0	0	0	0	0
09/14	at N.Y. Giants	10	10	0	1.0	0	0	0	3	0
09/21	vs. San Francisco	4	4	0	0.0	0	0	0	1	0
	BYE WEEK									
10/05	at Denver	2	2	0	0.0	0	0	1	1	1
10/12	vs. Washington				ina					
10/19	at Oakland				ina					
10/26	vs. Philadelphia	2	1	1	0.0	0	0	0	0	0
11/02	at Dallas	4	2	2	0.0	0	0	0	1	0
11/09	vs. St. Louis	6	5	1	2.0	0	0	0	4	0
11/16	vs. Detroit	4	3	1	0.0	1	0	0	0	0
11/23	at Seattle	6	4	2	3.0	0	0	0	3	0
11/30	at Atlanta	4	3	1	0.0	0	0	0	0	0
12/07	vs. Kansas City	6	5	1	1.0	0	0	1	1	0
12/11	at St. Louis	5	4	1	0.0	0	0	0	0	0
12/21	vs. Seattle	0	0	0	0.0	0	0	0	0	0
12/28	at San Francisco	5	5	0	0.0	0	0	1	2	0
<b>2014 totals:</b>		<b>58</b>	<b>48</b>	<b>10</b>	<b>7.0</b>	<b>1</b>	<b>0</b>	<b>3</b>	<b>16</b>	<b>1</b>
01/03	at Carolina	4	0	4	0.0	0	0	0	0	0
<b>Postseason totals:</b>		<b>4</b>	<b>0</b>	<b>4</b>	<b>0.0</b>	<b>0</b>	<b>0</b>	<b>0</b>	<b>0</b>	<b>0</b>

## 2013 GAME-BY-GAME STATISTICS

DATE	OPP	TKL	SOLO	ASST	SACKS	FF	FR	PD	TFL	INT
09/08	at St. Louis	3	3	0	0.0	0	0	0	1	0
09/15	vs. Detroit	2	2	0	1.0	0	1	0	1	0
09/22	at New Orleans	3	2	1	0.0	0	0	0	0	0
09/29	at Tampa Bay	2	2	0	0.0	0	0	0	1	0
10/06	vs. Carolina	4	4	0	2.0	1	0	0	2	0
10/13	at San Francisco	3	3	0	0.0	1	0	0	2	0
10/17	vs. Seattle	8	7	1	0.0	0	1	0	1	0
10/27	vs. Atlanta	5	5	0	1.0	0	1	0	1	0
	BYE WEEK									
11/10	vs. Houston	4	0	4	0.0	0	0	1	0	0
11/17	at Jacksonville	2	2	0	1.0	0	0	1	1	0
11/24	vs. Indianapolis	4	2	2	0.5	0	0	0	0	0
12/01	at Philadelphia	3	2	1	0.5	0	0	1	0	0
12/08	vs. St. Louis	3	2	1	0.0	0	0	1	0	0
12/15	at Tennessee	3	2	1	0.0	0	0	0	1	0
12/22	at Seattle	4	3	1	2.0	0	0	0	2	0
12/29	vs. San Francisco	5	4	1	1.0	0	0	0	1	0
<b>2013 totals:</b>		<b>58</b>	<b>45</b>	<b>13</b>	<b>9.0</b>	<b>1</b>	<b>2</b>	<b>6</b>	<b>14</b>	<b>0</b>



# CALAIS CAMPBELL

## 2012 GAME-BY-GAME STATISTICS

DATE	OPP	TKL	SOLO	ASST	SACKS	FF	FR	PD	TFL	INT
09/09	vs. Seattle	1	1	0	0.0	0	0	1	0	0
09/16	at New England	10	7	3	2.0	0	0	0	2	0
09/23	at Philadelphia	0	0	0	0.0	0	0	1	0	0
09/30	vs. Miami	5	4	1	0.0	0	0	1	1	0
10/04	at St. Louis	0	0	0	0.0	0	0	1	0	0
10/14	vs. Buffalo	5	5	0	0.0	0	0	0	2	0
10/21	at Minnesota	2	1	1	0.0	0	0	0	0	0
10/29	vs. San Francisco	6	6	0	1.0	0	0	0	2	0
11/04	at Green Bay	8	5	3	0.5	0	0	0	0	0
BYE WEEK										
11/18	at Atlanta				ina					
11/25	vs. St. Louis				ina					
12/02	at New York Jets				ina					
12/09	at Seattle	8	5	3	0.0	0	0	0	0	0
12/16	vs. Detroit	8	7	1	1.0	0	0	1	4	0
12/23	vs. Chicago	8	7	1	1.0	0	0	1	1	0
12/30	at San Francisco	2	2	0	1.0	0	0	0	1	0
<b>2012 totals:</b>		<b>63</b>	<b>50</b>	<b>13</b>	<b>6.5</b>	<b>0</b>	<b>0</b>	<b>6</b>	<b>13</b>	<b>0</b>

## 2011 GAME-BY-GAME STATISTICS

DATE	OPP	TKL	SOLO	ASST	SACKS	FF	FR	PD	TFL	INT
09/11	vs. Carolina	4	3	1	0.0	0	0	1	1	0
09/18	at Washington	4	1	3	0.0	0	0	1	0	0
09/25	at Seattle	10	5	5	2.5	0	0	0	2	0
10/02	vs. New York Giants	6	6	0	0.0	1	0	0	1	0
10/09	at Minnesota	5	4	1	0.0	0	0	0	1	0
BYE WEEK										
10/23	vs. Pittsburgh	2	2	0	0.0	0	0	0	1	0
10/30	at Baltimore	7	5	2	0.5	0	0	0	0	0
11/06	vs. St. Louis	6	6	0	2.0	0	0	0	3	0
11/13	at Philadelphia	2	2	0	0.0	0	0	2	0	1
11/20	at San Francisco	4	4	0	0.0	0	0	1	0	0
11/27	at St. Louis	5	5	0	0.0	0	0	0	1	0
12/04	vs. Dallas	3	2	1	1.0	0	0	1	1	0
12/11	vs. San Francisco	2	2	0	1.0	0	0	2	1	0
12/18	vs. Cleveland	4	1	3	0.0	0	1	0	0	0
12/24	at Cincinnati	7	4	3	1.0	1	0	2	1	0
01/01	vs. Seattle	1	1	0	0.0	0	0	0	0	0
<b>2011 totals</b>		<b>72</b>	<b>53</b>	<b>19</b>	<b>8.0</b>	<b>2</b>	<b>1</b>	<b>10</b>	<b>13</b>	<b>1</b>

## 2010 GAME-BY-GAME STATISTICS

DATE	OPP	TKL	SOLO	ASST	SACKS	FF	FR	PD	TFL	INT
09/12	at St. Louis	2	2	0	1.0	0	0	1	1	0
09/19	at Atlanta	5	5	0	0.0	0	0	0	0	0
09/26	vs. Oakland	5	4	1	0.0	0	0	0	0	0
10/03	at San Diego	4	3	1	0.0	0	0	0	1	0
10/10	vs. New Orleans	3	3	0	0.0	0	0	0	0	0
BYE WEEK										
10/24	at Seattle	4	4	0	1.0	0	0	0	1	0
10/31	vs. Tampa Bay	6	3	3	0.0	0	0	0	0	0
11/07	at Minnesota	2	0	2	0.0	0	0	0	0	0
11/14	vs. Seattle	6	3	3	1.0	0	0	0	2	0
11/21	at Kansas City	2	2	0	0.0	0	0	0	0	0
11/29	vs. San Francisco				ina					
12/05	vs. St. Louis	2	1	1	1.0	0	0	1	1	0
12/12	vs. Denver	2	2	0	0.0	0	1	0	1	0
12/19	at Carolina	11	9	2	1.0	0	0	0	4	0
12/25	vs. Dallas	2	2	0	1.0	0	0	0	1	0
01/02	at San Francisco	4	3	1	0.0	0	0	0	0	0
<b>2010 totals:</b>		<b>60</b>	<b>46</b>	<b>14</b>	<b>6.0</b>	<b>0</b>	<b>1</b>	<b>2</b>	<b>13</b>	<b>0</b>

## 2009 GAME-BY-GAME STATISTICS

DATE	OPP	TKL	SOLO	ASST	SACKS	FF	FR	PD	TFL	INT
09/13	vs. San Francisco	5	5	0	0.0	0	0	1	0	1
09/20	at Jacksonville	1	0	1	0.5	0	0	1	0	0
09/27	vs. Indianapolis	4	3	1	0.0	0	0	0	0	0
10/04 BYE WEEK										
10/11	vs. Houston	1	1	0	0.0	0	0	0	0	0
10/18	at Seattle	3	2	1	1.5	0	0	0	2	0
10/25	at New York Giants	2	1	1	1.0	0	0	2	1	0
11/01	vs. Carolina	7	6	1	0.0	0	0	0	0	0
11/08	at Chicago	3	2	1	0.5	0	0	0	0	0
11/15	vs. Seattle	1	0	1	0.0	0	0	0	0	0
11/22	at St. Louis	2	2	0	0.0	1	0	0	0	0
11/29	at Tennessee	4	2	2	0.5	0	0	1	1	0
12/06	vs. Minnesota	4	3	1	1.0	0	0	0	1	0
12/14	at San Francisco	5	4	1	1.0	0	0	0	1	0
12/20	at Detroit	1	1	0	0.0	0	0	0	0	0
12/27	vs. St. Louis	1	1	0	1.0	0	0	0	1	0
01/03	vs. Green Bay	2	2	0	0.0	0	0	0	0	0
<b>2009 totals:</b>		<b>48</b>	<b>37</b>	<b>11</b>	<b>7.0</b>	<b>1</b>	<b>0</b>	<b>5</b>	<b>8</b>	<b>0</b>

01/10	vs. Green Bay	2	2	0	0.0	0	0	0	0	0
01/16	at New Orleans	3	3	0	0.0	0	0	0	0	0
<b>Postseason totals:</b>		<b>5</b>	<b>5</b>	<b>0</b>	<b>0.0</b>	<b>0</b>	<b>0</b>	<b>0</b>	<b>0</b>	<b>0</b>

## 2008 GAME-BY-GAME STATISTICS

DATE	OPP	TKL	SOLO	ASST	SACKS	FF	FR	PD	TFL	INT
09/07	at San Francisco	1	0	1	0.0	0	0	0	0	0
09/14	vs. Miami	3	3	0	0.0	0	0	0	0	0
09/21	at Washington	2	1	1	0.0	0	0	0	0	0
09/28	at New York Jets	0	0	0	0.0	0	0	0	0	0
10/05	vs. Buffalo	1	1	0	0.0	0	0	0	0	0
10/12	vs. Dallas	2	2	0	0.0	1	0	0	0	0
10/19 BYE WEEK										
10/26	at Carolina	2	1	1	0.0	0	0	0	0	0
11/02	at St. Louis	1	1	0	0.0	0	0	0	0	0
11/10	vs. San Francisco	0	0	0	0.0	0	0	0	0	0
11/16	at Seattle	0	0	0	0.0	0	0	0	0	0
11/23	vs. New York Giants	0	0	0	0.0	0	0	0	0	0
11/27	at Philadelphia	1	0	1	0.0	0	0	0	0	0
12/07	vs. St. Louis	1	1	0	0.0	0	0	0	0	0
12/14	vs. Minnesota	3	3	0	0.0	0	0	0	0	0
12/21	at New England	3	3	0	0.0	0	0	0	1	0
12/28	vs. Seattle	1	1	0	0.0	0	0	1	1	0
<b>2008 totals:</b>		<b>28</b>	<b>23</b>	<b>5</b>	<b>0.0</b>	<b>1</b>	<b>0</b>	<b>1</b>	<b>2</b>	<b>0</b>

01/03	vs. Atlanta	1	0	1	0.0	0	0	0	0	0
01/10	at Carolina	1	1	0	0.0	0	0	1	0	0
01/18	vs. Philadelphia	1	1	0	0.0	0	0	0	0	0
02/01	vs. Pittsburgh	1	1	0	0.0	0	0	0	0	0
<b>Postseason totals:</b>		<b>4</b>	<b>3</b>	<b>1</b>	<b>0.0</b>	<b>0</b>	<b>0</b>	<b>1</b>	<b>0</b>	<b>0</b>



# A.J. CANN

[60]

## A.J. CANN

OFFENSIVE LINEMAN

6-3 315 LBS.

SOUTH CAROLINA

BORN OCTOBER 3, 1991

BAMBERG, SOUTH CAROLINA

ACQ: 3RD ROUND OF 2015 DRAFT (67TH)

EXP: 3RD YEAR



### TRANSACTIONS

Originally drafted by Jacksonville in third round (67th overall) in 2015 draft

### PRO (Games played/started - 32/30)

- Third-year G emerged as a starter in Week 4 of the 2015 season
- Highest drafted player by the Jaguars from the University of South Carolina

### 2017 (w/ JAX - 1/1)

- **9/10 at HOU:** Started at RG and helped pave the way for the team to rush for 155 yards ... Did not allow a sack

### 2016 (w/ JAX - 16/16)

Part of a unit that surrendered 34 sacks, its least amount since 2007

- **9/11 at G.B.:** Started the team's season opener at RG
- **9/18 at S.D.:** Started at RG
- **9/25 vs. BAL:** Started at RG
- **10/2 vs. IND:** Started at RG and helped the team rush for 136 yards
- **10/16 at CHI:** Started at RG
- **10/23 vs. OAK:** Started at RG
- **10/27 at TEN:** Started at RG
- **11/6 at K.C.:** Started at RG, helping the team rush for a season-high 205 yards
- **11/13 vs. HOU:** Started at RG
- **11/20 at DET:** Started at RG in his 25th career game
- **11/27 at BUF:** Started at RG
- **12/4 vs. DEN:** Started at RG and helped the team rush for 154 yards
- **12/11 vs. MIN:** Started at RG
- **12/18 at HOU:** Started at RG
- **12/24 vs. TEN:** Started at RG
- **1/1 at IND:** Started at RG, helping the team rush for 182 yards

### 2015 (w/ JAX - 15/13)

Rookie offensive lineman started 13 games at RG

- **10/4 at IND:** Made his first career start at RG, helping fellow rookie RB T.J. Yeldon rush for 100+ yards
- **10/25 vs. BUF:** Started at RG, helping RB T.J. Yeldon rush for a season-high 115 yards
- **12/13 vs. IND:** Started at RG, helping the Jaguars rush for a season-high 154 yards

### COLLEGE (at South Carolina, 2010-15)

- Four-year starter, starting in 51 games, the second-most in school history (T.J. Johnson, 53)
- Three-time member of the SEC Fall Academic Honor Roll
- In 2014, named first-team All-America by Sporting News, ESPN.com and CBSsportsline.com, was a second-team All-American by Walter Camp, Associated Press and Sports Illustrated, and a third-team selection by College Sports Madness
- Earned first team All-SEC honors by the coaches and ESPN.com and was a second-team pick by the AP
- In 2013, voted a permanent team captain as a junior
- Majored in African American studies

### PERSONAL

- Played on both sides of the ball for Head Coach Kevin Crosby at Bamberg-Ehrhardt (S.C.) High School
- Graded out at 96 percent with 60 knockdown blocks as an offensive tackle
- Did not give up a sack
- A.J. Cann's given name is Aaron
- Twitter handle is @AJCann50

# BARRY CHURCH

42

## BARRY CHURCH

SAFETY

6-2 218 LBS.


TOLEDO

BORN FEBRUARY 11, 1988

PITTSBURGH, PENNSYLVANIA

ACQ: UFA (DALLAS) 2017

EXP: 8TH YEAR



### TRANSACTIONS

Originally signed with Dallas as an undrafted free agent on 4/30/10 ... Signed a four-year contract extension with the club on 10/26/12 ... Signed by Jacksonville as an unrestricted free agent on 3/10/17

### PRO (Games played/started - 91/64, 3/3)

- Elected as a team captain for the Cowboys in 2014 and 2016
- Career totals include 462 tackles, 16 PDs and five INTs in 90 career games (63 starts)

### 2017 (w/ JAX - 1/1)

- **9/10 at HOU:** Started at SS and was tied for second on the team with six tackles (three solo) ... Registered his sixth consecutive game with at least five tackles

### 2016 (w/ DAL, 12/12, 1/1)

Started 12 games, but missed four games due to a fractured forearm ... Led the team with two INTs

- **9/18 at WAS:** Recorded five tackles, one pass defended and his fourth career INT
- **12/26 vs. DET:** Registered a season-high 12 tackles (seven solo)
- **1/15 vs. G.B.:** Notched four tackles and 1.0 sack in third postseason appearance

### 2015 (w/ DAL, 15/15)

Started 15 games, finishing the season on IR with a broken arm ... Finished second on the team with 113 tackles

- **11/15 at T.B.:** Recorded a season-high 11 tackles (nine solo) to finish second on the team
- **12/19 vs. NYJ:** Made his 50th career start and had seven tackles (four solo)

### 2014 (w/ DAL, 16/16, 2/2)

Elected by his teammates as one of the defensive captains for the season ... Started all 16 games for the second consecutive season ... Led the team in tackles (105) for the second straight year

- **9/14 at TEN:** Registered his second career INT and had six tackles (five solo) and one pass defended
- **11/23 at NYG:** Recorded seven solo tackles, including one for a loss, one pass defended, and returned an INT 45 yards
- **11/27 vs. PHI:** Had a season-high 11 tackles (nine solo) and one pass defended

### 2013 (w/ DAL, 16/16)

Started all 16 games played for the first time in his career ... Finished with the team-best and career-high 133 tackles (105 solo)

- **9/8 vs. NYG:** Recorded eight tackles (seven solo), his first NFL forced fumble and a fumble recovery, which he returned 27 yards for a TD
- **11/10 at N.O.:** Posted a season-high and team best 14 tackles (nine solo)
- **11/27 vs. OAK:** Registered eight tackles (six solo) to surpass the 100-tackle mark for the season, the first time in his career

### 2012 (w/ DAL, 3/3)

Earned the starting SS position in training camp, but was placed on IR after three games with an Achilles tendon injury

### 2011 (w/ DAL, 13/1)

Played in 13 games finishing the season on IR due to a shoulder injury

- **9/18 at WAS:** Recorded four tackles (three solo), including two for a loss
- **12/11 vs. NYG:** Earned his first NFL start and registered two tackles before leaving the game with a shoulder injury

### 2010 (w/ DAL, 15/0)

Was one of four rookie free agents to make the active roster and played in 15 games seeing time mainly on special teams

- **9/19 vs. CHI:** Made his NFL debut on special teams
- **10/31 vs. JAX:** Registered four tackles (three solo) as a reserve safety

### COLLEGE (at Toledo, 2006-09)

- Career totals include 354 tackles, 26 for a loss, nine INTs, 18 passes defended, six forced fumbles and three blocked kicks
- As a senior, was named first-team All-MAC for the fourth time, becoming the first Rocket and the third MAC player to ever achieve that distinction

- Was one-of-12 semifinalists for the Jim Thorpe Award (top defensive back) and selected to play in the East-West Shrine Game

### PERSONAL

- Attended Penn Hills (Pittsburgh) High School and named to the *Pittsburgh Tribune-Review's* "Terrific 25" team and second-team all-state Class AAAA at safety as a senior
- As a senior, had 80 tackles, 9.0 sacks and four INTs, as well as 30 catches for 670 yards and four offensive TDs
- He and his wife, Marcia, were married in June 2015
- Twitter handle is @BarryChurch42

### REGULAR SEASON CAREER STATISTICS

YEAR	TEAM	GP/GS	TKL	SOLO	ASST	SACKS	FF	FR	PD	INT	TD
2010	DAL	15/0	13	10	3	0.0	1	0	0	0	0
2011	DAL	13/1	20	16	4	0.0	0	0	0	0	0
2012	DAL	3/3	5	3	2	0.0	0	1	0	0	0
2013	DAL	16/16	133	105	28	0.0	3	1	6	1	1
2014	DAL	16/16	93	73	20	0.0	1	1	6	2	0
2015	DAL	15/15	113	75	38	0.0	1	0	0	0	0
2016	DAL	12/12	85	61	24	0.0	1	0	4	2	0
2017	JAX	1/1	6	3	3	0.0	0	0	0	0	0
<b>NFL totals:</b>		<b>7 yrs. 91/64</b>	<b>468</b>	<b>346</b>	<b>122</b>	<b>0.0</b>	<b>7</b>	<b>3</b>	<b>16</b>	<b>5</b>	<b>1</b>

### POSTSEASON CAREER STATISTICS

YEAR	TEAM	GP/GS	TKL	SOLO	ASST	SACKS	FF	FR	PD	INT
2014	DAL	2/2	12	10	2	0.0	1	0	0	0
2016	DAL	1/1	4	2	2	1.0	0	0	0	0
<b>Postseason totals:</b>		<b>3/3</b>	<b>16</b>	<b>12</b>	<b>4</b>	<b>1.0</b>	<b>1</b>	<b>0</b>	<b>0</b>	<b>0</b>

### 2017 GAME-BY-GAME STATISTICS

DATE	OPP	TKL	SOLO	ASST	ST	SACKS	FF	FR	PD	INT
09/10	at Houston	6	3	3	0	0.0	0	0	0	0
09/17	vs. Tennessee									
09/24	vs. Baltimore									
10/01	at New York Jets									
10/08	at Pittsburgh									
10/15	vs. LA Rams									
10/22	at Indianapolis									
	BYE WEEK									
11/05	vs. Cincinnati									
11/12	vs. LA Chargers									
11/19	at Cleveland									
11/26	at Arizona									
12/03	vs. Indianapolis									
12/10	vs. Seattle									
12/17	vs. Houston									
12/24	at San Francisco									
12/31	at Tennessee									
<b>2017 totals:</b>		<b>6</b>	<b>3</b>	<b>3</b>	<b>0</b>	<b>0.0</b>	<b>0</b>	<b>0</b>	<b>0</b>	<b>0</b>

### 2016 GAME-BY-GAME STATISTICS

DATE	OPP	TKL	SOLO	ASST	ST	SACKS	FF	FR	PD	INT
09/11	vs. New York Giants	7	4	3	0	0.0	0	0	0	0
09/18	at Washington	5	3	2	0	0.0	0	0	1	1
09/25	vs. Chicago	9	6	3	0	0.0	0	0	1	0
10/02	at San Francisco	8	8	0	0	0.0	0	0	0	0
10/09	vs. Cincinnati	8	7	1	0	0.0	0	0	0	0
10/16	at Green Bay	5	4	1	0	0.0	1	0	1	1
10/23	BYE WEEK									
10/30	vs. Philadelphia	3	2	1	0	0.0	0	0	0	0
11/06	at Cleveland				ina					
11/13	at Pittsburgh				ina					
11/20	vs. Baltimore				ina					
11/24	vs. Washington				ina					
12/01	at Minnesota	9	7	2	0	0.0	0	0	0	0
12/11	at New York Giants	8	4	4	0	0.0	0	0	1	0
12/18	vs. Tampa Bay	6	5	1	0	0.0	0	0	0	0
12/26	vs. Detroit	12	7	5	0	0.0	0	0	0	0
01/01	at Philadelphia	5	4	1	0	0.0	0	0	0	0
<b>2016 totals:</b>		<b>85</b>	<b>61</b>	<b>24</b>	<b>0</b>	<b>0.0</b>	<b>1</b>	<b>0</b>	<b>4</b>	<b>2</b>
<b>1/15 vs. Green Bay</b>		<b>4</b>	<b>2</b>	<b>2</b>	<b>0</b>	<b>1.0</b>	<b>0</b>	<b>0</b>	<b>0</b>	<b>0</b>
<b>Postseason totals:</b>		<b>4</b>	<b>2</b>	<b>2</b>	<b>0</b>	<b>1.0</b>	<b>0</b>	<b>0</b>	<b>0</b>	<b>0</b>

# BARRY CHURCH

## 2015 GAME-BY-GAME STATISTICS

DATE	OPP	TKL	SOLO	ASST	ST	SACKS	FF	FR	PD	INT
09/13	vs. New York Giants	8	4	4	0	0.0	0	0	0	0
09/20	at Philadelphia	6	4	2	0	0.0	0	0	0	0
09/27	vs. Atlanta	6	4	2	0	0.0	0	0	0	0
10/04	at New Orleans	8	6	2	1	0.0	0	0	0	0
10/11	vs. New England	8	5	3	0	0.0	0	0	0	0
10/18	BYE WEEK									
10/25	at New York Giants	6	4	2	1	0.0	0	0	0	0
11/01	vs. Seattle	9	5	4	1	0.0	0	0	0	0
11/08	vs. Philadelphia	8	4	4	0	0.0	0	0	0	0
11/15	at Tampa Bay	11	9	2	0	0.0	0	0	0	0
11/22	at Miami	4	3	1	0	0.0	0	0	0	0
11/26	vs. Carolina	4	2	2	0	0.0	0	0	0	0
12/07	at Washington	10	7	3	0	0.0	0	0	0	0
12/13	at Green Bay	11	9	2	0	0.0	0	0	0	0
12/19	vs. New York Jets	7	4	3	0	0.0	0	0	0	0
12/27	at Buffalo	7	5	2	0	0.0	1	0	0	0
01/03	vs. Washington				IR					
<b>2015 totals:</b>		<b>113</b>	<b>75</b>	<b>38</b>	<b>3</b>	<b>0.0</b>	<b>1</b>	<b>0</b>	<b>0</b>	<b>0</b>

## 2014 GAME-BY-GAME STATISTICS

DATE	OPP	TKL	SOLO	ASST	ST	SACKS	FF	FR	PD	INT
09/07	vs. San Francisco	5	2	3	0	0.0	0	0	1	0
09/14	at Tennessee	6	5	1	0	0.0	0	0	1	1
09/21	at St. Louis	5	4	1	0	0.0	0	0	0	0
09/28	vs. New Orleans	6	5	1	0	0.0	0	0	0	0
10/05	vs. Houston	6	6	0	0	0.0	0	0	0	0
10/12	at Seattle	5	2	3	0	0.0	0	0	1	0
10/19	vs. New York Giants	8	6	2	0	0.0	1	0	0	0
10/27	vs. Washington	6	5	1	0	0.0	0	0	0	0
11/02	vs. Arizona	5	4	1	0	0.0	0	0	0	0
11/09	at Jacksonville	2	2	0	0	0.0	0	1	0	0
11/16	BYE WEEK									
11/23	at New York Giants	7	7	0	1	0.0	0	0	1	1
11/27	vs. Philadelphia	11	9	2	0	0.0	0	0	1	0
12/04	at Chicago	4	4	0	1	0.0	0	0	1	0
12/14	at Philadelphia	6	6	0	2	0.0	0	0	0	0
12/21	vs. Indianapolis	3	1	2	0	0.0	0	0	0	0
12/28	vs. Washington	8	5	3	0	0.0	0	0	0	0
<b>2014 totals:</b>		<b>93</b>	<b>73</b>	<b>20</b>	<b>4</b>	<b>0.0</b>	<b>1</b>	<b>1</b>	<b>6</b>	<b>2</b>
01/04	vs. Detroit	4	3	1	0	0.0	1	0	0	0
01/11	at Green Bay	8	7	1	0	0.0	0	0	0	0
<b>Postseason totals:</b>		<b>12</b>	<b>10</b>	<b>2</b>	<b>0</b>	<b>0.0</b>	<b>1</b>	<b>0</b>	<b>0</b>	<b>0</b>

## 2013 GAME-BY-GAME STATISTICS

DATE	OPP	TKL	SOLO	ASST	ST	SACKS	FF	FR	PD	INT
09/08	vs. New York Giants	8	7	1	0	0.0	1	1	0	0
09/15	at Kansas City	7	7	0	0	0.0	0	0	0	0
09/22	vs. St. Louis	3	3	0	0	0.0	0	0	3	0
09/29	at San Diego	9	8	1	0	0.0	0	0	0	0
10/06	vs. Denver	11	10	1	0	0.0	1	0	1	0
10/13	vs. Washington	9	8	1	0	0.0	0	0	1	0
10/20	at Philadelphia	5	4	1	0	0.0	0	0	1	1
10/27	at Detroit	9	7	2	0	0.0	1	0	0	0
11/03	vs. Minnesota	5	4	1	0	0.0	0	0	0	0
11/10	at New Orleans	14	9	5	0	0.0	0	0	0	0
11/17	BYE WEEK									
11/24	at New York Giants	13	8	5	0	0.0	0	0	0	0
11/28	vs. Oakland	8	6	2	0	0.0	0	0	0	0
12/09	at Chicago	7	6	1	1	0.0	0	0	0	0
12/15	vs. Green Bay	11	8	3	0	0.0	0	0	0	0
12/22	at Washington	7	4	3	0	0.0	0	0	0	0
12/29	vs. Philadelphia	7	6	1	1	0.0	0	0	0	0
<b>2013 totals:</b>		<b>133</b>	<b>105</b>	<b>28</b>	<b>2</b>	<b>0.0</b>	<b>3</b>	<b>1</b>	<b>6</b>	<b>1</b>

## 2012 GAME-BY-GAME STATISTICS

DATE	OPP	TKL	SOLO	ASST	ST	SACKS	FF	FR	PD	INT
09/05	at New York Giants	1	0	1	1	0.0	0	1	0	0
09/16	at Seattle	1	0	1	0	0.0	0	0	0	0
09/23	vs. Tampa Bay	3	3	0	0	0.0	0	0	0	0
10/01	vs. Chicago				IR					
10/08	BYE WEEK									
10/14	at Baltimore				IR					
10/21	at Carolina				IR					
10/28	vs. New York Giants				IR					
11/04	at Atlanta				IR					
11/11	at Philadelphia				IR					
11/18	vs. Cleveland				IR					
11/22	vs. Washington				IR					
12/02	vs. Philadelphia				IR					
12/09	at Cincinnati				IR					
12/16	vs. Pittsburgh				IR					
12/23	vs. New Orleans				IR					
12/30	at Washington				IR					
<b>2012 totals:</b>		<b>5</b>	<b>3</b>	<b>2</b>	<b>1</b>	<b>0.0</b>	<b>0</b>	<b>1</b>	<b>0</b>	<b>0</b>

## 2011 GAME-BY-GAME STATISTICS

DATE	OPP	TKL	SOLO	ASST	ST	SACKS	FF	FR	PD	INT
09/11	at New York Jets	2	2	0	1	0.0	0	0	0	0
09/18	at San Francisco	0	0	0	0	0.0	0	0	0	0
09/26	vs. Washington	0	0	0	1	0.0	0	0	0	0
10/02	vs. Detroit	5	4	1	1	0.0	0	0	0	0
10/09	BYE WEEK									
10/16	at New England	1	0	1	1	0.0	0	0	0	0
10/23	vs. St. Louis	0	0	0	0	0.0	0	0	0	0
10/30	at Philadelphia	0	0	0	0	0.0	0	0	0	0
11/06	vs. Seattle	2	2	0	0	0.0	0	0	0	0
11/13	vs. Buffalo	4	3	1	0	0.0	0	0	0	0
11/20	at Washington	4	3	1	0	0.0	0	0	0	0
11/24	vs. Miami	0	0	0	0	0.0	0	0	0	0
12/04	at Arizona	0	0	0	1	0.0	0	0	0	0
12/11	vs. New York Giants	2	2	0	0	0.0	0	0	0	0
12/17	at Tampa Bay				IR					
12/24	vs. Philadelphia				IR					
01/01	at New York Giants				IR					
<b>2011 totals:</b>		<b>20</b>	<b>16</b>	<b>4</b>	<b>5</b>	<b>0.0</b>	<b>0</b>	<b>0</b>	<b>0</b>	<b>0</b>

## 2010 GAME-BY-GAME STATISTICS

DATE	OPP	TKL	SOLO	ASST	ST	SACKS	FF	FR	PD	INT
09/12	at Washington				ina					
09/19	vs. Chicago	0	0	0	0	0.0	0	0	0	0
09/26	at Houston	1	1	0	0	0.0	0	0	0	0
10/03	BYE WEEK									
10/10	vs. Tennessee	0	0	0	0	0.0	0	0	0	0
10/17	at Minnesota	0	0	0	1	0.0	0	0	0	0
10/25	vs. New York Giants	0	0	0	0	0.0	0	0	0	0
10/31	vs. Jacksonville	4	3	1	0	0.0	0	0	0	0
11/07	at Green Bay	3	2	1	1	0.0	1	0	0	0
11/14	at New York Giants	2	1	1	1	0.0	0	0	0	0
11/21	vs. Detroit	1	1	0	0	0.0	0	0	0	0
11/25	vs. New Orleans	0	0	0	0	0.0	0	0	0	0
12/05	at Indianapolis	0	0	0	0	0.0	0	0	0	0
12/12	vs. Philadelphia	0	0	0	0	0.0	0	0	0	0
12/19	vs. Washington	2	2	0	1	0.0	0	0	0	0
12/25	at Arizona	0	0	0	1	0.0	0	0	0	0
01/02	at Philadelphia	0	0	0	0	0.0	0	0	0	0
<b>2010 totals:</b>		<b>13</b>	<b>10</b>	<b>3</b>	<b>5</b>	<b>0.0</b>	<b>1</b>	<b>0</b>	<b>0</b>	<b>0</b>

# KEELAN COLE

84

## KEELAN COLE



WIDE RECEIVER

6-1 194 LBS

KENTUCKY WESLEYAN

BORN APRIL 20, 1993

LOUISVILLE, KENTUCKY

ACQ: FREE AGENT 2017

EXP: ROOKIE

### TRANSACTIONS

Originally signed as an undrafted free agent on 5/10/17

### PRO (Games played/started - 0/0)

• Totaled five receptions for 132 yards (26.4 avg.) with one TD and also returned one punt for 31 yards in the 2017 preseason

### 2017 (w/ JAX - 1/0)

• **9/10 at HOU:** Saw action at WR and on special teams

### COLLEGE (at Kentucky Wesleyan, 2013-16)

- Named to the D2football.com All-American First Team, Associated Press Little All-American First Team and the Don Hansen All-American First Team
- Led the nation in kickoffs returned for a TD (two) and ranked second in all-purpose yards (198.1 yards per game) as a senior
- Named Great Midwest Athletic Conference Offensive and Special Teams Player of the Year in 2016
- Led the NCAA in receiving yards (1,577), receiving yards per game (141.5) and receiving TDs (21) as a sophomore in 2014

### PERSONAL

• Coached by Tyrann Scroggins at Central (Ky.) High School, where he was a four-year letterwinner and two-year starter at DB, WR and QB

### REGULAR SEASON CAREER STATISTICS

YEAR	TEAM	GP/GS	RECs	YDS	AVG.	LG	TD
2017	JAX	1/0	0	0	0.0	0	0
NFL totals: 1 yr.		1/0	0	0	0.0	0	0

### 2017 GAME-BY-GAME STATISTICS

DATE	OPP	RECs	YDS	AVG.	LG	TD
09/10	at Houston	0	0	0.0	0	0
09/17	vs. Tennessee					
09/24	vs. Baltimore					
10/01	at New York Jets					
10/08	at Pittsburgh					
10/15	vs. LA Rams					
10/22	at Indianapolis					
	BYE WEEK					
11/05	vs. Cincinnati					
11/12	vs. LA Chargers					
11/19	at Cleveland					
11/26	at Arizona					
12/03	vs. Indianapolis					
12/10	vs. Seattle					
12/17	vs. Houston					
12/24	at San Francisco					
12/31	at Tennessee					
2017 totals:		0	0	0.0	0	0



# AARON COLVIN

22

## AARON COLVIN



CORNERBACK

6-0 193 LBS.

OKLAHOMA

BORN OCTOBER 2, 1991

TULSA, OKLAHOMA

ACQ: 4TH ROUND OF 2014 DRAFT (114TH)

EXP: 4TH YEAR

### TRANSACTIONS

Originally drafted by Jacksonville in the fourth round (114th overall) of the 2014 draft ... Placed on injured reserve on 12/23/16

### PRO (Games played/started - 33/20)

• Since 2015, his 5.0 sacks are most in the NFL by a CB and tied for the most by a defensive back (K.C.'s **Ron Parker**)  
 • Began rookie season on reserve/physically unable to perform list after suffering an ACL injury while playing for the Jaguars coaching staff on the South squad at the Senior Bowl in 2014

### 2017 (w/ JAX - 1/0)

- **9/10 at HOU:** Saw action at CB and recorded one solo tackle

### 2016 (w/ JAX - 10/4)

Missed the first four games of the season on the Reserve/Suspended by the Commissioner list

- **10/16 at CHI:** Made his season debut, posting five solo tackles, including one tackle for loss
- **10/23 vs. OAK:** Tallied three solo tackles at CB
- **10/27 at TEN:** Started at LCB and made two tackles (one solo)
- **11/6 at K.C.:** Saw action at CB and made seven tackles (five solo)
- **11/13 vs. HOU:** Saw action at CB and registered a seven-yard sack
- **11/20 at DET:** Started at CB and recorded two solo tackles before exiting the game with a concussion
- **11/27 at BUF:** Saw action at CB and on special teams
- **12/4 vs. DEN:** Saw action at CB and made one solo tackle
- **12/11 vs. MIN:** Started at CB and made one tackle
- **12/18 at HOU:** Started at CB before exiting the game with an ankle injury

### 2015 (w/ JAX - 16/15)

Started in 15 of 16 games at RCB, totaling 73 tackles (60 solo), seven passes defended, six tackles for loss and 4.0 sacks ... His 4.0 sacks are the most by an NFL DB since **Roman Harper's** 7.5 sacks in 2011 and the most by a Jaguars DB since **Aaron Beasley's** 5.0 sacks in 2000 (Colvin's 4.0 sacks are the second-most by a Jaguars DB in franchise history)

- **9/20 vs. MIA:** Made six tackles (five solo)
- **10/4 at IND:** Started at RCB, recording six tackles (five solo), including two tackles for loss, and his first career sack
- **10/11 at T.B.:** Started at RCB, tallying five tackles (five solo) and one sack
- **10/25 vs. BUF:** Made six tackles (six solo), including a sack-fumble that DE **Chris Clemons** returned for a TD ... Recorded the game-clinching PBU with 57 seconds remaining in the game to force a turnover on downs
- **11/8 at NYJ:** Made a season-high eight tackles (four solo), including one tackle for loss
- **11/19 vs. TEN:** Started at RCB, making seven tackles (seven solo), three passes defended and one sack
- **12/27 at N.O.:** Started at RCB and made a season-high nine tackles (five solo)

### 2014 (w/ JAX - 6/1)

Saw action in six games as a rookie and totaled 25 tackles (21 solo), two passes defended, two QB hits and one fumble recovery ... Placed on the reserve/physically unable to perform list on Aug. 26 and was activated to 53-man roster on Nov. 11

- **11/23 at IND:** Made NFL debut and saw action at CB and on special teams ... Finished with one solo tackle
- **11/30 vs. NYG:** Saw extensive action at CB ... Scored a TD on a 41-yard fumble return in the fourth quarter, his first career score ... It marked the fifth-longest fumble recovery for a touchdown in team history and longest since 2007 (77 yards, Daryl Smith, Oct. 14 vs. Houston)
- **12/7 vs. HOU:** Registered five tackles (four solo) and added one special teams tackle
- **12/18 vs. TEN:** Posted a career-high seven solo tackles and one pass defended

### COLLEGE (at Oklahoma, 2010-13)

- Four-year letterman
- Appeared in 50 games with 36 starts
- Career totals include 234 tackles (170 solo), 15 tackles for a loss, 3.5 sacks, five INTs, one forced fumble, three fumble recoveries and 23 passes defended

- Started 35 of his last 36 games
- Named a semifinalist for the Thorpe Award as a senior, given to the top defensive back in college football
- Was All-Big 12 first-team selection by coaches, AP and the San Antonio Express-News
- Majored in communications

### PERSONAL

- Attended Owasso (Okla.) High School
- Son of Bryant and Lisa Colvin
- Twitter handle is @AColvin\_22

### REGULAR SEASON CAREER STATISTICS

YEAR	TEAM	GP/GS	TKL	SOLO	ASST	SACKS	FF	FR	PD	INT
2014	JAX	6/1	25	21	4	0.0	0	1	2	0
2015	JAX	16/15	73	60	13	4.0	1	0	7	0
2016	JAX	10/4	22	18	4	1.0	0	0	0	0
2017	JAX	1/0	1	1	0	0.0	0	0	0	0
<b>NFL totals: 3 yrs.</b>		<b>33/20</b>	<b>121</b>	<b>100</b>	<b>21</b>	<b>5.0</b>	<b>1</b>	<b>1</b>	<b>9</b>	<b>0</b>

### CAREER HIGHS

	GAME	SEASON
<b>Tackles:</b>	8 (11/8/15 at NYJ)	73 (2015)
<b>Sacks:</b>	1.0 (five times, last: 11/13/16 vs. HOU)	4.0 (2016)
<b>Passes defended:</b>	3 (11/19/15 vs. TEN)	7 (2015)
<b>Forced fumbles:</b>	1 (10/25/15 vs. BUF)	1 (2015)
<b>Fumble recoveries:</b>	1 (11/30/14 vs. NYG)	1 (2014)

### 2016 GAME-BY-GAME STATISTICS

DATE	OPP	TKL	SOLO	ASST	SACKS	FF	FR	PD	INT
09/10	at Houston	1	1	0	0.0	0	0	0	0
09/17	vs. Tennessee								
09/24	vs. Baltimore								
10/01	at New York Jets								
10/08	at Pittsburgh								
10/15	vs. LA Rams								
10/22	at Indianapolis								
	BYE WEEK								
11/05	vs. Cincinnati								
11/12	vs. LA Chargers								
11/19	at Cleveland								
11/26	at Arizona								
12/03	vs. Indianapolis								
12/10	vs. Seattle								
12/17	vs. Houston								
12/24	at San Francisco								
12/31	at Tennessee								
<b>2017 totals:</b>		<b>1</b>	<b>1</b>	<b>0</b>	<b>0.0</b>	<b>0</b>	<b>0</b>	<b>0</b>	<b>0</b>

### 2016 GAME-BY-GAME STATISTICS

DATE	OPP	TKL	SOLO	ASST	SACKS	FF	FR	PD	INT
09/11	vs. Green Bay				--				
09/18	at San Diego				--				
09/25	vs. Baltimore				--				
10/02	vs. Indianapolis				--				
	BYE WEEK								
10/16	at Chicago	5	5	0	0.0	0	0	0	0
10/23	vs. Oakland	3	3	0	0.0	0	0	0	0
10/27	at Tennessee	2	1	1	0.0	0	0	0	0
11/06	Kansas City	7	5	2	0.0	0	0	0	0
11/13	vs. Houston	1	1	0	1.0	0	0	0	0
11/20	at Detroit	2	2	0	0.0	0	0	0	0
11/27	at Buffalo	0	0	0	0.0	0	0	0	0
12/04	vs. Denver	1	1	0	0.0	0	0	0	0
12/11	vs. Minnesota	1	0	1	0.0	0	0	0	0
12/18	at Houston	0	0	0	0.0	0	0	0	0
12/24	vs. Tennessee				IR				
01/01	at Indianapolis				IR				
<b>2016 totals:</b>		<b>22</b>	<b>18</b>	<b>4</b>	<b>1.0</b>	<b>0</b>	<b>0</b>	<b>0</b>	<b>0</b>



# AARON COLVIN



## 2015 GAME-BY-GAME STATISTICS

DATE	OPP	TKL	SOLO	ASST	SACKS	FF	FR	PD	INT
09/13	vs. Carolina	2	1	1	0.0	0	0	0	0
09/20	vs. Miami	6	5	1	0.0	0	0	0	0
09/27	at New England	2	2	0	0.0	0	0	0	0
10/04	at Indianapolis	6	5	1	1.0	0	0	0	0
10/11	at Tampa Bay	6	5	1	1.0	0	0	0	0
10/18	vs. Houston	4	4	0	0.0	0	0	0	0
10/25	vs. Buffalo	6	6	0	1.0	1	0	1	0
BYE WEEK									
11/08	at N.Y. Jets	8	4	4	0.0	0	0	0	0
11/15	at Baltimore	4	3	1	0.0	0	0	0	0
11/19	vs. Tennessee	7	7	0	1.0	0	0	3	0
11/29	vs. San Diego	3	3	0	0.0	0	0	1	0
12/06	at Tennessee	0	0	0	0.0	0	0	1	0
12/13	vs. Indianapolis	2	2	0	0.0	0	0	0	0
12/20	vs. Atlanta	3	3	0	0.0	0	0	0	0
12/27	at New Orleans	9	5	4	0.0	0	0	0	0
01/03	at Houston	5	4	1	0.0	0	0	1	0
<b>2015 totals:</b>		<b>73</b>	<b>60</b>	<b>13</b>	<b>4.0</b>	<b>1</b>	<b>0</b>	<b>7</b>	<b>0</b>



## 2014 GAME-BY-GAME STATISTICS

DATE	OPP	TKL	SOLO	ASST	SACKS	FF	FR	PD	INT
09/07	at Philadelphia				PUP				
09/14	at Washington				PUP				
09/21	vs. Indianapolis				PUP				
09/28	at San Diego				PUP				
10/05	vs. Pittsburgh				PUP				
10/12	at Tennessee				PUP				
10/19	vs. Cleveland				PUP				
10/26	vs. Miami				PUP				
11/02	at Cincinnati				PUP				
11/09	vs. Dallas				PUP				
BYE WEEK									
11/23	at Indianapolis	1	1	0	0.0	0	0	0	0
11/30	vs. N.Y. Giants	4	3	1	0.0	0	1	1	0
12/07	vs. Houston	5	4	1	0.0	0	0	0	0
12/14	at Baltimore	4	3	1	0.0	0	0	0	0
12/18	vs. Tennessee	7	7	0	0.0	0	0	1	0
12/28	at Houston	4	3	1	0.0	0	0	0	0
<b>2014 totals:</b>		<b>25</b>	<b>21</b>	<b>4</b>	<b>0.0</b>	<b>0</b>	<b>1</b>	<b>2</b>	<b>0</b>

# SHELDON DAY

61

## SHELDON DAY

### DEFENSIVE TACKLE

6-1 294 LBS.

NOTRE DAME

BORN JULY 1, 1994

INDIANAPOLIS, INDIANA

ACQ: 4TH ROUND OF 2016 DRAFT (103RD)

EXP: 2ND YEAR



### TRANSACTIONS

- Originally drafted by Jacksonville in the fourth round (103rd overall) of the 2016 NFL Draft

### PRO (Games played/started - 17/0)

Rookie DT who made his rookie debut in the team's season opener in 2016

### 2017 (w/ JAX - 1/0)

- 9/10 at HOU: Saw action at DT and assisted on one tackle

### 2016 (w/ JAX - 16/0)

- 9/11 vs. G.B.: Made his Jaguars debut and played seven snaps at DT and one on special teams
- 9/18 at S.D.: Saw action at DT and made one solo tackle for loss
- 9/25 vs. BAL: Saw action at DT, making his first career tackle, and on special teams
- 10/2 vs. IND: Played 17 snaps at DT and had one tackle for loss
- 10/16 at CHI: Saw action at DT and on special teams
- 10/23 vs. OAK: Saw action at DT and on special teams
- 10/27 at TEN: Saw action at DT and recorded one tackle for loss
- 11/6 at K.C.: Saw action at DT
- 11/13 vs. HOU: Saw action at DT and on special teams
- 11/20 at DET: Saw action at DT and on special teams
- 11/27 at BUF: Saw action at DT and on special teams
- 12/4 vs. DEN: Saw action at DT and on special teams
- 12/11 vs. MIN: Saw action at DT and made one tackle
- 12/18 at HOU: Saw action at DT and made one solo tackle
- 12/24 vs. TEN: Saw action at DT and made his first career sack on QB Marcus Mariota
- 1/1 at IND: Saw action at DT and assisted on one tackle

### COLLEGE (at Notre Dame, 2012-15)

As a senior, named season-long captain at the end of camp ... Registered 45 tackles (33 solo), 15.5 tackles for loss, 4.0 sacks, four passes defensed and two forced fumbles ... His 15.5 tackles for loss were the most by a Notre Dame player since **Derek Landri** in 2006 ... Recorded at least one tackle for loss in 11 of the team's 13 games ... As a junior, registered 40 tackles (24 solo), 7.5 tackles for loss, one sack, nine quarterback hurries, two passes defensed and two fumble recoveries ... Played in all 13 games as a true freshman

### PERSONAL

- Son of David Day and Carol Boyd
- Attended Warren Central (Indianapolis) High School
- Second-team selection on SI.com High School All-America team
- Ranked the sixth-best defensive tackle in the country and the 50th-best player in his class by Scout.com
- Runner-up for 2011 Indiana Mr. Football award as chosen by the Indiana Football Coaches Association
- Made 55 tackles, 12 for loss, nine sacks, 12 quarterback pressures and two fumble recoveries as a senior

### REGULAR SEASON CAREER STATISTICS

YEAR	TEAM	GP/GS	TKL	SOLO	ASST	ST	SACKS	FF	FR	PD	TFL
2016	JAX	16/0	8	6	2	0	1.0	0	0	0	2
2017	JAX	1/0	1	0	1	0	0.0	0	0	0	0
<b>NFL totals: 2 yr.</b>		<b>17/0</b>	<b>9</b>	<b>6</b>	<b>3</b>	<b>0</b>	<b>1.0</b>	<b>0</b>	<b>0</b>	<b>0</b>	<b>2</b>

### 2017 GAME-BY-GAME STATISTICS

DATE	OPP	TKL	SOLO	ASST	ST	SACKS	FF	FR	PD	TFL	
09/10	at Houston	1	0	1	0	0.0	0	0	0	0	
09/17	vs. Tennessee										
09/24	vs. Baltimore										
10/01	at New York Jets										
10/08	at Pittsburgh										
10/15	vs. LA Rams										
10/22	at Indianapolis										
BYE WEEK											
11/05	vs. Cincinnati										
11/12	vs. LA Chargers										
11/19	at Cleveland										
11/26	at Arizona										
12/03	vs. Indianapolis										
12/10	vs. Seattle										
12/17	vs. Houston										
12/24	at San Francisco										
12/31	at Tennessee										
<b>2017 totals:</b>		<b>1</b>	<b>0</b>	<b>1</b>	<b>0</b>	<b>0.0</b>	<b>0</b>	<b>0</b>	<b>0</b>	<b>0</b>	

### 2016 GAME-BY-GAME STATISTICS

DATE	OPP	TKL	SOLO	ASST	ST	SACKS	FF	FR	PD	TFL	
09/11	vs. Green Bay	0	0	0	0	0.0	0	0	0	0	
09/18	at San Diego	1	1	0	0	0.0	0	0	0	1	
09/25	vs. Baltimore	1	1	0	0	0.0	0	0	0	0	
10/02	vs. Indianapolis	1	1	0	0	0.0	0	0	0	1	
BYE WEEK											
10/16	at Chicago	0	0	0	0	0.0	0	0	0	0	
10/23	vs. Oakland	0	0	0	0	0.0	0	0	0	0	
10/27	at Tennessee	1	1	0	0	0.0	0	0	0	1	
11/06	at Kansas City	0	0	0	0	0.0	0	0	0	0	
11/13	vs. Houston	0	0	0	0	0.0	0	0	0	0	
11/20	at Detroit	0	0	0	0	0.0	0	0	0	0	
11/27	at Buffalo	0	0	0	0	0.0	0	0	0	0	
12/04	vs. Denver	0	0	0	0	0.0	0	0	0	0	
12/11	vs. Minnesota	1	0	1	0	0.0	0	0	0	0	
12/18	at Houston	1	1	0	0	0.0	0	0	0	0	
12/24	vs. Tennessee	1	1	0	0	1.0	0	0	0	1	
01/01	at Indianapolis	1	0	1	0	0.0	0	0	0	0	
<b>2016 totals:</b>		<b>8</b>	<b>6</b>	<b>2</b>	<b>0</b>	<b>1.0</b>	<b>0</b>	<b>0</b>	<b>0</b>	<b>4</b>	

# LEONARD FOURNETTE

## 27 LEONARD FOURNETTE

RUNNING BACK

6-0 228 LBS.


LOUISIANA STATE

BORN JANUARY 18, 1995

NEW ORLEANS, LOUISIANA

ACQ: FIRST ROUND OF 2017 DRAFT (4TH)

EXP: ROOKIE



### TRANSACTIONS

Drafted by Jacksonville in the first round (fourth overall) in the 2017 draft

### PRO (Games played/started - 1/1)

#### 2017 (w/ JAX - 1/1)

- **9/10 at HOU:** Started at RB and made his NFL debut ... Rushed 26 times for 100 yards and one TD and tied for the team lead with three receptions for 24 yards ... Became the first player in Jaguars history to rush for at least 100 yards in his NFL debut and also became the eighth player in NFL history to register at least 100 rushing yards, one-plus rushing TD and three-plus receptions in their NFL debut

#### COLLEGE (at LSU, 2014-16)

- Set or tied 23 school records during his career (eight single-season, five single-game, seven bowl and three career)
- Finished career ranked fourth in LSU history with 3,830 rushing yards in only 32 games
- Ranks second in school history in all-purpose yards per game (155.7), third in overall TDs (42), fourth in rushing TDs (40) and all-purpose yards (4,981) and seventh in scoring (252)
- Holds LSU career records for yards per play (6.2), rushing yards per game (119.7), 200-yard rushing games (five) and consecutive 100-yard rushing games (nine)
- Cracked the 100-yard mark 19 of his 32 games played and went over 200 yards a school-record five times
- Fastest player in LSU history to reach 2,000 and 3,000 yards
- Only player in school history to rush for 1,000 yards in each of his first two seasons

#### 2016 (Junior)

Limited for most of the season due to an ankle injury suffered in training camp ... Rushed for 100 or more yards in the first four games that he played ... Earned Second-Team All-SEC honors from the league's coaches and the Associated Press

- **9/3 vs. Wisconsin:** Opened the season with 138 yards
- **9/17 vs. Mississippi State:** Tallied 147 rushing yards and two TDs
- **10/22 vs. Mississippi:** Set the single-season school record with 284 yards and three TDs on 16 carries ... His 17.8 yards per carry mark set a single-game school record
- **11/12 at Arkansas:** Posted three rushing TDs

#### 2015 (Sophomore)

Consensus first-team All-American ... Led the SEC and nation in rushing with 162.8 yards per game ... Finished the season with 1,953 rushing yards and 22 TDs - both single-season school records ... Tied the school record with 10 games of at least 100 rushing yards and set LSU mark with four 200-yard games ... Became the fastest player in LSU history to reach 1,000 rushing yards in a season (five games), becoming only the 10th player in FBS history to achieve the feat in the fifth game of the season ... Tallied 834 rushing yards in the first four games, the most in LSU history and the most by an FBS player through four games since at least 2000 ... Led SEC and ranked among the top five in the nation in all-purpose yards (183.8 yards per game) and tied for first in the league in scoring with 11.5 points per contest

- **9/12 at Mississippi State:** Posted then-career highs with 28 carries, 159 rushing yards and three rushing TDs
- **9/19 vs. Auburn:** Rushed for 228 yards and tied a career high with three TDs on 19 carries
- **9/26 at Syracuse:** Set a career high with 244 rushing yards, the most by an LSU player on the road and third-most overall, and registered three TDs
- **10/3 vs. Eastern Michigan:** Tallied 233 rushing yards and three TDs, becoming the first player in SEC history to rush for 200-plus yards in three consecutive games
- **10/10 vs. South Carolina:** Posted 20 rushes for 158 yards (7.9 avg.), including an 87-yard TD
- **12/29 vs. Texas Tech:** Capped season with an NCAA bowl record-tying five TDs (four rushing, one receiving) to go along with 212 rushing yards

#### 2014 (Freshman)

Set a school freshman rushing record with 1,034 yards ... Led the SEC in all-purpose yards per game (137.4) ... Ranked sixth in the SEC in rushing with 79.5 per game and was fourth in kickoff returns with a 26.0 average ... Posted five 100-yard rushing games ... In the six games he started, rushed for 100 yards or more four times and averaged 98.5 yards and one TD in each of those contests

- **10/11 at Florida:** Posted 140 rushing yards, the most by an LSU true freshman RB since 2003, and two TDs

### HIGH SCHOOL

- A four-year starting running back at St. Augustine (La.)
- Listed as the No. 1 overall prospect by ESPN.com and Scout.com
- Named the USA Today National Offensive Player of the Year and a member of the All-USA First Team
- Selected to the Parade All-America first team
- Awarded the 2013 and 2014 Louisiana Gatorade Player of the Year awards, the first player in the state to win it twice
- Finished his high school career with 7,619 rushing yards and 88 rushing TDs

### PERSONAL

- Parents are Leonard and Lory Fournette
- Brother, Lanard, is a member of the LSU football team
- Has a daughter, Lyric, and one son

### REGULAR SEASON CAREER STATISTICS

YEAR	TEAM	GP/GS	RUSHING					RECEIVING				
			NO	YDS	AVG	LG	TD	NO	YDS	AVG	LG	TD
2017	JAX	1/1	26	100	3.8	17	1	3	24	8.0	12	0
<b>Career totals: 1 yr.</b>		<b>1/1</b>	<b>26</b>	<b>100</b>	<b>3.8</b>	<b>17</b>	<b>1</b>	<b>3</b>	<b>24</b>	<b>8.0</b>	<b>12</b>	<b>0</b>

### 2017 GAME-BY-GAME STATISTICS

DATE	GAME	RUSHING					RECEIVING				
		NO	YDS	AVG	LG	TD	NO	YDS	AVG	LG	TD
09/10	at Houston	26	100	3.8	17	1	3	24	8.0	12	0
09/17	vs. Tennessee										
09/24	vs. Baltimore										
10/01	at New York Jets										
10/08	at Pittsburgh										
10/15	vs. LA Rams										
10/22	at Indianapolis										
	BYE WEEK										
11/05	vs. Cincinnati										
11/12	vs. LA Chargers										
11/19	at Cleveland										
11/26	at Arizona										
12/03	vs. Indianapolis										
12/10	vs. Seattle										
12/17	vs. Houston										
12/24	at San Francisco										
12/31	at Tennessee										
<b>2017 totals:</b>		<b>26</b>	<b>100</b>	<b>3.8</b>	<b>17</b>	<b>1</b>	<b>3</b>	<b>24</b>	<b>8.0</b>	<b>12</b>	<b>0</b>

# DANTE FOWLER JR.

## 56 DANTE FOWLER JR.

DEFENSIVE END  
6-3 255 LBS  
FLORIDA  
BORN AUGUST 3, 1994  
ST. PETERSBURG, FLORIDA  
ACQ: 1ST ROUND OF 2015 DRAFT (3RD)  
EXP: 3RD YEAR



- Son of Lanora and Dante Fowler Sr.
- Has one son, Dante Fowler III, who is three years old
- Has two younger brothers, Donterio and Cam'Ron
- Twitter handle is @DanteFowler

REGULAR SEASON CAREER STATISTICS											
YEAR	TEAM	GP/GS	TKL	SOLO	ASST	ST	SACKS	FF	FR	PD	TFL
2015	JAX					IR					
2016	JAX	16/1	32	23	9	0	4.0	0	0	5	6
2017	JAX	1/0	3	3	0	0	1.0	1	1	0	1
<b>NFL totals: 3 yrs.</b>		<b>17/1</b>	<b>35</b>	<b>26</b>	<b>9</b>	<b>0</b>	<b>5.0</b>	<b>1</b>	<b>1</b>	<b>5</b>	<b>7</b>

2017 GAME-BY-GAME STATISTICS										
DATE	OPP	TKL	SOLO	ASST	ST	SACKS	FF	FR	PD	TFL
09/10	at Houston	3	3	0	0	1.0	1	1	0	1
09/17	vs. Tennessee									
09/24	vs. Baltimore									
10/01	at New York Jets									
10/08	at Pittsburgh									
10/15	vs. LA Rams									
10/22	at Indianapolis									
	BYE WEEK									
11/05	vs. Cincinnati									
11/12	vs. LA Chargers									
11/19	at Cleveland									
11/26	at Arizona									
12/03	vs. Indianapolis									
12/10	vs. Seattle									
12/17	vs. Houston									
12/24	at San Francisco									
12/31	at Tennessee									
<b>2017 totals:</b>		<b>3</b>	<b>3</b>	<b>0</b>	<b>0</b>	<b>1.0</b>	<b>1</b>	<b>1</b>	<b>0</b>	<b>1</b>

2016 GAME-BY-GAME STATISTICS										
DATE	OPP	TKL	SOLO	ASST	ST	SACKS	FF	FR	PD	TFL
09/11	vs. Green Bay	3	2	1	0	0.0	0	0	0	1
09/18	at San Diego	6	5	1	0	2.0	0	0	0	2
09/25	vs. Baltimore	1	1	0	0	0.0	0	0	1	0
10/02	vs. Indianapolis	2	2	0	0	0.0	0	0	1	0
	BYE WEEK									
10/16	at Chicago	1	1	0	0	0.0	0	0	0	0
10/23	vs. Oakland	2	2	0	0	0.0	0	0	0	0
10/27	at Tennessee	2	0	2	0	0.0	0	0	0	0
11/06	at Kansas City	4	1	3	0	0.5	0	0	0	0
11/13	vs. Houston	1	1	0	0	0.0	0	0	0	0
11/20	at Detroit	1	1	0	0	0.0	0	0	0	1
11/27	at Buffalo	1	0	1	0	0.0	0	0	0	0
12/04	vs. Denver	4	4	0	0	0.0	0	0	0	1
12/11	vs. Minnesota	1	1	0	0	0.0	0	0	0	0
12/18	at Houston	0	0	0	0	0.0	0	0	0	0
12/24	vs. Tennessee	2	2	0	0	1.0	0	0	2	1
01/01	at Indianapolis	1	0	1	0	0.5	0	0	1	0
<b>2016 totals:</b>		<b>32</b>	<b>23</b>	<b>9</b>	<b>0</b>	<b>4.0</b>	<b>0</b>	<b>0</b>	<b>5</b>	<b>6</b>

### TRANSACTIONS

Originally drafted by Jacksonville in the first round (third overall) of the 2015 draft ... Placed on injured reserve on 8/29/15

### PRO (Games played/started - 17/1)

- First defensive player selected in the 2015 NFL Draft
- Second-highest defensive player drafted in Jaguars history (LB **Kevin Hardy** was selected 2nd overall in 1996)
- Joined RB **Fred Taylor** (9th, 1998), S **Reggie Nelson** (21st, 2007) and DE **Derrick Harvey** (8th, 2008) as the only players in franchise history to be drafted out of the University of Florida in the first round
- Joins Harvey as the only DEs selected in the first round in franchise history
- Ninth player selected by the Jaguars from the University of Florida, the most of any college/university in franchise history
- Became third Florida DE in last three years to be drafted in first round

### 2017 (w/ JAX - 0/0)

- **9/10 at HOU:** Saw action at DE and recorded three solo tackles, one tackle for a loss, one sack, one forced fumble and returned one fumble 53 yards for a score

### 2016 (w/ JAX - 17/1)

Made his NFL debut in the team's season opener

- **9/11 vs. G.B.:** Started at LEO and made three tackles (two solo) and one tackle for loss
- **9/18 at S.D.:** Recorded a career-high six tackles (five solo), including 2.0 sacks
- **9/25 vs. BAL:** Saw action at LEO and made one solo tackle and recorded his first career pass defended
- **10/2 vs. IND:** Saw action at LEO and made two solo tackles ... Posted two QB hurries, one of which resulted in **Yannick Ngakoue's** first-quarter INT after he tipped QB **Andrew Luck's** attempt
- **10/16 at CHI:** Saw action at LEO and made one solo tackle
- **10/23 vs. OAK:** Tallied two solo tackles at LEO
- **10/27 at TEN:** Saw action at LEO and totaled two tackles
- **11/6 at K.C.:** Saw action at LEO, making four tackles (one solo) and was credited with 0.5 sack
- **11/13 vs. HOU:** Saw action at LEO and made one solo tackle
- **11/20 at DET:** Saw action at LEO and made one solo tackle for loss
- **11/27 at BUF:** Saw action at LEO and made one tackle
- **12/4 vs. DEN:** Saw action at LEO and made four solo tackles, including one tackle for loss
- **12/11 vs. MIN:** Saw action at LEO and made one solo tackle
- **12/18 at HOU:** Saw action at LEO before exiting the game with a hip pointer
- **12/24 vs. TEN:** Tallied two solo tackles, along with 1.0 sack, two passes defended and three QB hits
- **1/1 at IND:** Saw action at LEO and assisted on one tackle, recorded 0.5 sack, one pass defended and two QB hits

### 2015 (w/ JAX - IR)

- Suffered a torn ACL on May 18, 2015 in Jaguars rookie mini-camp and was placed on IR on August 29, 2015

### COLLEGE (at Florida, 2012-14)

- Declared for the NFL Draft following his junior season
- Played in 37 games with 25 starts
- Career totals included 140 tackles (73 solo), 34 tackles for loss, 14.5 sacks, five forced fumbles, two fumble recoveries and two passes defended
- Started the final 24 games of his career
- Served as a team captain his junior season and two games as a sophomore

### PERSONAL

- Attended Lakewood Senior (St. Petersburg, Fla.) High School, where he played for Head Coach Cory Moore
- A five-star prospect ranked as the No. 3 weakside defensive side and No. 28 recruit overall by Rivals.com
- Ranked in the Rivals100 national list (No. 28), as well as the ESPN 150 national list (No. 71)
- Named an Honorable Mention All-American by Sports Illustrated
- Also competed as a shot putter, recording a top-throw of 14.32 meters



# TASHAUN GIPSON

39

## TASHAUN GIPSON



DEFENSIVE BACK

5-11 212 LBS.

WYOMING

BORN AUGUST 7, 1990

DALLAS, TEXAS

ACQ: UFA (CLEVELAND) 2016

EXP: 6TH YEAR



### TRANSACTIONS

Originally signed by Cleveland as an undrafted free agent on 5/9/12 ... Signed by Jacksonville as an unrestricted free agent on 3/10/16

### PRO (Games played/started - 67/59)

- Earned first career Pro Bowl selection in 2014 after finishing second in NFL with six interceptions
- One of 10 players to register 15 or more INTs since 2012, joining CB **Richard Sherman**, DB **Glover Quin**, CB **Patrick Peterson**, S **Reggie Nelson**, CB **Aqib Talib**, CB **Brent Grimes**, CB **Earl Thomas**, CB **Casey Hayward** and CB **Trumaine Johnson**
- Ranks tied for third in the NFL among safeties with 14 interceptions

### 2017 (w/ JAX - 1/1)

- **9/10 at HOU:** Started at FS and finished tied for second on the team with six tackles (four solo), two passes defended and one interception, which he returned 67 yards

### 2016 (w/ JAX - 16/16)

Made his Jaguars debut during the team's season opener

- **9/11 vs. G.B.:** Started at FS and made three solo tackles
- **9/18 at S.D.:** Started at FS and made three solo tackles
- **9/25 vs. BAL:** Registered his first INT with the Jaguars during the fourth quarter ... Also recorded three solo tackles
- **10/2 vs. IND:** Started at FS and made one solo tackle
- **10/16 at CHI:** Started at FS and made three solo tackles
- **10/23 vs. OAK:** Started at FS and made two solo tackles
- **10/27 at TEN:** Started at FS and made three tackles (two solo)
- **11/6 at K.C.:** Started at FS
- **11/13 vs. HOU:** Started at FS and tallied two solo tackles
- **11/20 at DET:** Started at FS and made one solo tackle
- **11/27 at BUF:** Started at FS and made two solo tackles
- **12/4 vs. DEN:** Started at FS and made two tackles (one solo)
- **12/11 vs. MIN:** Started at FS and made a season-high four solo tackles
- **12/18 at HOU:** Started at FS and made four tackles (three solo)
- **12/24 vs. TEN:** Started at FS and made two solo tackles and one pass defended
- **1/1 at IND:** Started at FS and recorded a season-high six tackles (two solo)

### 2015 (w/ CLE - 13/13, 0/0)

Started 13 games, marking the third consecutive season in which he made 10-plus starts for the Browns ... Finished with 60 tackles (42 solo), two interceptions and two passes defended ... Tackle total was his highest since registering 105 stops in 2013 ... Has recorded an interception in all four NFL seasons, including two-plus interceptions in three straight years

- **9/13 at NYJ:** Totaled five tackles (three solo) and his first interception of the season, which came against Jets QB **Ryan Fitzpatrick** in the second quarter
- **9/20 vs. TEN:** Had eight tackles (five solo), his second-highest total in 2015
- **11/1 vs. ARI:** Produced one solo (tackle) and intercepted Cardinals QB **Carson Palmer** in the third quarter
- **12/20 at SEA:** Tallied a season-high nine tackles (five solo)

### 2014 (w/ CLE - 11/11, 0/0)

Selected to first Pro Bowl ... Started all 11 games at free safety and added 52 tackles, eight passes defended, six interceptions, one forced fumble and one interception-return TD ... Finished second in the NFL with career-high six interceptions, despite missing final five games ... Interception total led the team and were the most by a Browns player since 2010 ... Became the first player to lead the Browns in interceptions in consecutive years since **Earl Little** from 2002-03 ... Helped Cleveland finish first in the NFL in opponent passer rating (74.1) and passes defended (99)

- **9/14 vs. N.O.:** During 26-24 victory, registered eight tackles and one interception, returning it for a career-long 62-yard TD
- **10/19 at JAX:** Earned second career multiple-interception game, picking off Jaguars QB **Blake Bortles** twice
- **10/26 vs. OAK:** After Raiders shifted out of initial FG formation picked off Raiders QB **Matt Schaub** and returned it 35 yards
- **11/2 vs. T.B.:** Picked off Buccaneers QB **Mike Glennon** in end zone to thwart Tampa Bay scoring threat
- **11/6 at CIN:** In 24-3 primetime win, recorded three tackles, one pass defended and one forced fumble ... Member of Browns defense that limited Bengals to 79

net passing yards, second fewest by an NFL team in 2014

- **11/23 at ATL:** Sustained knee injury in fourth quarter and was placed on injured reserve on 12/20

### 2013 (w/ CLE - 16/15, 0/0)

Started 15 of 16 games at free safety ... Totaled 105 tackles, five interceptions, his first career interception-return TD and 14 passes defended

- **9/8 vs. MIA:** Intercepted Dolphins QB **Ryan Tannehill** and returned it 29 yards
- **10/13 vs. DET:** Intercepted Lions QB **Matthew Stafford** in end zone, returning it 35 yards ... Added eight tackles
- **10/20 at G.B.:** Amassed a career-high 11 tackles and added one pass defended
- **12/15 vs. CHI:** Registered first multiple-interception game (two) and first interception-return TD ... In second quarter, grabbed his second interception of the game, returning it 44 yards

### 2012 (w/ CLE - 10/3, 0/0)

Appeared in 10 contests, with three starts ... Registered 29 tackles, one interception and one pass defended ... Also accounted for four stops on special teams

- **12/9 vs. K.C.:** Recorded his first career interception

### COLLEGE (at Wyoming, 2008-11)

- Four-year starter at the University of Wyoming and started all 50 career games
- Notched nine career interceptions, which ranked tied for fourth in school history
- As a senior, recorded 95 tackles and three interceptions
- Played 38 games at Wyoming in the same defensive backfield as his brother, Marcell, one of the primary reasons he chose to attend the school
- Graduated with a degree in communications after finishing his course work during the offseason in 2015

### PERSONAL

- First name is pronounced tuh-SHAWN
- Has a son, Tashaun Jr., and daughter, Nala
- His father and all three brothers played Division I football, including his brother, Marcell, who was originally signed by the Minnesota Vikings as an undrafted free agent in 2011 ... His father played football at Arizona State
- One of six children
- Attended Kimball High School in Dallas, Texas
- Received all-state honorable mention laurels ... Named the 4A District 14 Dallas City League MVP and earned first-team all-district honors both as a cornerback and as a returner during his senior season
- Also lettered in basketball and track
- Aspires to start an Alzheimer's awareness charity, as the disease has affected his family ... Works to help youth and provide them gifts during the holiday season
- Twitter handle is @Gipson\_duos24



### REGULAR SEASON CAREER STATISTICS

YEAR	TEAM	GP/GS	TKL	SOLO	ASST	INT	SACKS	FF	FR	PD
2012	CLE	10/3	29	23	6	1	0.0	0	0	1
2013	CLE	16/15	105	82	23	5	0.0	0	0	14
2014	CLE	11/11	52	28	24	6	0.0	1	0	8
2015	CLE	13/13	60	42	18	2	0.0	0	0	2
2016	JAX	16/16	41	34	7	1	0.0	0	0	2
2017	JAX	1/1	6	4	2	1	0.0	0	0	2
<b>NFL totals: 6 yrs.</b>		<b>67/59</b>	<b>293</b>	<b>213</b>	<b>80</b>	<b>16</b>	<b>0.0</b>	<b>1</b>	<b>0</b>	<b>29</b>



### CAREER HIGHS

	GAME	SEASON
<b>Tackles:</b>	11 (10/20/13 at G.B.)	95 (2013)
<b>Interceptions:</b>	2 (twice, last: 10/19/14 at JAX)	6 (2014)
<b>Forced fumbles:</b>	1 (11/6/14 at CIN)	1 (2014)
<b>Passes defended:</b>	4 (9/29/13 vs. CIN)	11 (2013)

# TASHAUN GIPSON

## 2017 GAME-BY-GAME STATISTICS

DATE	OPP.	TKL	SOLO	ASST	INT	SACKS	FF	FR	PD
09/10	at Houston	6	4	2	1	0.0	0	0	2
09/17	vs. Tennessee								
09/24	vs. Baltimore								
10/01	at New York Jets								
10/08	at Pittsburgh								
10/15	vs. LA Rams								
10/22	at Indianapolis								
	BYE WEEK								
11/05	vs. Cincinnati								
11/12	vs. LA Chargers								
11/19	at Cleveland								
11/26	at Arizona								
12/03	vs. Indianapolis								
12/10	vs. Seattle								
12/17	vs. Houston								
12/24	at San Francisco								
12/31	at Tennessee								
<b>2017 totals:</b>		<b>6</b>	<b>4</b>	<b>2</b>	<b>1</b>	<b>0.0</b>	<b>0</b>	<b>0</b>	<b>2</b>

## 2016 GAME-BY-GAME STATISTICS

DATE	OPP.	TKL	SOLO	ASST	INT	SACKS	FF	FR	PD
09/11	vs. Green Bay	3	3	0	0	0.0	0	0	0
09/18	at San Diego	3	3	0	0	0.0	0	0	0
09/25	vs. Baltimore	3	3	0	1	0.0	0	0	1
10/02	vs. Indianapolis	1	1	0	0	0.0	0	0	0
	BYE WEEK								
10/16	at Chicago	3	3	0	0	0.0	0	0	0
10/23	vs. Oakland	2	2	0	0	0.0	0	0	0
10/27	at Tennessee	3	2	1	0	0.0	0	0	0
11/06	at Kansas City	0	0	0	0	0.0	0	0	0
11/13	vs. Houston	2	2	0	0	0.0	0	0	0
11/20	at Detroit	1	1	0	0	0.0	0	0	0
11/27	at Buffalo	2	2	0	0	0.0	0	0	0
12/04	vs. Denver	2	1	1	0	0.0	0	0	0
12/11	vs. Minnesota	4	4	0	0	0.0	0	0	0
12/18	at Houston	4	3	1	0	0.0	0	0	0
12/24	vs. Tennessee	2	2	0	0	0.0	0	0	1
01/01	at Indianapolis	6	2	4	0	0.0	0	0	0
<b>2016 totals:</b>		<b>41</b>	<b>34</b>	<b>7</b>	<b>1</b>	<b>0.0</b>	<b>0</b>	<b>0</b>	<b>2</b>

## 2015 GAME-BY-GAME STATISTICS

DATE	OPP.	TKL	SOLO	ASST	INT	SACKS	FF	FR	PD
09/13	at N.Y. Jets	5	2	3	1	0.0	0	0	1
09/20	vs. Tennessee	8	5	3	0	0.0	0	0	0
09/27	vs. Oakland	6	3	3	0	0.0	0	0	0
10/04	at San Diego	4	3	1	0	0.0	0	0	0
10/11	at Baltimore					ina			
10/18	vs. Denver					ina			
10/25	at St. Louis					ina			
11/01	vs. Arizona	1	1	0	1	0.0	0	0	1
11/05	at Cincinnati	4	3	1	0	0.0	0	0	0
11/15	at Pittsburgh	4	3	1	0	0.0	0	0	0
	BYE WEEK								
11/30	vs. Baltimore	6	6	0	0	0.0	0	0	0
12/06	vs. Cincinnati	6	4	2	0	0.0	0	0	0
12/13	vs. San Francisco	1	1	0	0	0.0	0	0	0
12/20	at Seattle	9	5	4	0	0.0	0	0	0
12/27	at Kansas City	3	3	0	0	0.0	0	0	0
01/03	vs. Pittsburgh	3	3	0	0	0.0	0	0	0
<b>2015 totals:</b>		<b>60</b>	<b>42</b>	<b>18</b>	<b>2</b>	<b>0.0</b>	<b>0</b>	<b>2</b>	<b>2</b>

## 2014 GAME-BY-GAME STATISTICS

DATE	OPP.	TKL	SOLO	ASST	INT	SACKS	FF	FR	PD
09/07	at Pittsburgh	2	2	0	0	0.0	0	0	0
09/14	vs. New Orleans	8	3	5	1	0.0	0	0	1
09/21	vs. Baltimore	5	3	2	1	0.0	0	0	1
	BYE WEEK								
10/05	at Tennessee	4	3	1	0	0.0	0	0	1
10/12	vs. Pittsburgh	9	4	5	0	0.0	0	0	0
10/19	at Jacksonville	4	3	1	2	0.0	0	0	2
10/26	vs. Oakland	2	2	0	1	0.0	0	0	1
11/02	vs. Tampa Bay	5	3	2	1	0.0	0	0	1
11/06	at Cincinnati	3	1	2	0	0.0	0	0	1
11/16	vs. Houston	7	2	5	0	0.0	0	0	0
11/23	at Atlanta	3	2	1	0	0.0	0	0	0
11/30	at Buffalo					ina			
12/07	vs. Indianapolis					ina			
12/14	vs. Cincinnati					ina			
12/21	at Carolina					IR			
12/28	at Baltimore					IR			
<b>2014 totals:</b>		<b>52</b>	<b>28</b>	<b>25</b>	<b>6</b>	<b>0.0</b>	<b>1</b>	<b>0</b>	<b>8</b>

## 2013 GAME-BY-GAME STATISTICS

DATE	OPP.	TKL	SOLO	ASST	INT	SACKS	FF	FR	PD
09/08	vs. Miami	5	3	2	1	0.0	0	0	1
09/15	at Baltimore	8	6	2	0	0.0	0	0	0
09/22	at Minnesota	6	4	2	0	0.0	0	0	2
09/29	vs. Cincinnati	7	5	2	0	0.0	0	0	4
10/03	vs. Buffalo	6	6	0	0	0.0	0	0	1
10/13	vs. Detroit	8	7	1	1	0.0	0	0	1
10/20	at Green Bay	11	8	3	0	0.0	0	0	1
10/27	at Kansas City	10	9	1	0	0.0	0	0	0
11/03	vs. Baltimore	1	1	0	0	0.0	0	0	1
11/17	at Cincinnati	5	5	0	0	0.0	0	0	0
11/24	vs. Pittsburgh	4	3	1	0	0.0	0	0	0
12/01	vs. Jacksonville	6	4	2	0	0.0	0	0	0
12/08	at New England	7	4	3	0	0.0	0	0	0
12/15	vs. Chicago	8	8	0	2	0.0	0	0	2
12/22	at N.Y. Jets	7	6	1	0	0.0	0	0	0
12/29	at Pittsburgh	6	3	3	1	0.0	0	0	1
<b>2013 totals:</b>		<b>105</b>	<b>82</b>	<b>23</b>	<b>5</b>	<b>0.0</b>	<b>0</b>	<b>0</b>	<b>14</b>

## 2012 GAME-BY-GAME STATISTICS

DATE	OPP.	TKL	SOLO	ASST	INT	SACKS	FF	FR	PD
09/09	vs. Philadelphia	0	0	0	0	0.0	0	0	0
09/16	at Cincinnati	0	0	0	0	0.0	0	0	0
09/23	vs. Buffalo	4	3	1	0	0.0	0	0	0
09/27	at Baltimore	2	1	1	0	0.0	0	0	0
10/07	at N.Y. Giants					ina			
10/14	vs. Cincinnati					ina			
10/21	at Indianapolis					ina			
10/28	vs. San Diego					ina			
11/04	vs. Baltimore					ina			
	BYE WEEK								
11/18	at Dallas	2	1	1	0	0.0	0	0	0
11/25	vs. Pittsburgh	2	2	0	0	0.0	0	0	0
12/02	at Oakland	8	7	1	0	0.0	0	0	0
12/09	vs. Kansas City	2	1	1	1	0.0	0	0	1
12/16	vs. Washington	3	3	0	0	0.0	0	0	0
12/23	at Denver					ina			
12/30	at Pittsburgh	6	5	1	0	0.0	0	0	0
<b>2012 totals:</b>		<b>29</b>	<b>23</b>	<b>6</b>	<b>1</b>	<b>0.0</b>	<b>0</b>	<b>0</b>	<b>1</b>

# COREY GRANT

30

## COREY GRANT

RUNNING BACK

5-11 203 LBS.

AUBURN

BORN DECEMBER 19, 1991

OPELIKA, ALABAMA

ACQ: FREE AGENT 2015

EXP: 3RD YEAR



### TRANSACTIONS

Originally signed by Jacksonville as an undrafted rookie free agent on 5/8/15 ... Placed on injured reserve on 10/20/15

### PRO (Games played/started - 18/1)

- Third-year RB and kick returner

### 2017 (w/ JAX - 1/0)

- 9/10 at HOU: Saw action on special teams

### 2016 (w/ JAX - 11/1)

- 9/11 vs. G.B.: Posted two kick returns for 51 yards (25.5 avg.), including a long of 32
- 9/18 at S.D.: Posted his first career touchdown, a 15-yard reception in the fourth quarter ... Returned three kicks for 67 yards (22.3 avg.)
- 9/25 vs. BAL: Returned three kicks for 58 yards (19.3 avg.)
- 10/2 vs. IND: Posted four kick returns for 80 yards (20.0 avg.), including a long of 28
- 10/16 at CHI: Inactive (toe)
- 10/23 vs. OAK: Inactive (toe)
- 10/27 at TEN: Inactive (toe)
- 11/6 at K.C.: Inactive
- 11/13 vs. HOU: Inactive
- 11/20 at DET: Saw action on special teams
- 11/27 at BUF: Saw action on special teams, returning one kick for 12 yards
- 12/4 vs. DEN: Rushed once for two yards and saw action on special teams
- 12/11 vs. MIN: Rushed four times for 13 yards (3.3 avg.)
- 12/18 at HOU: Saw action primarily on special teams and made a team-high three special teams tackles
- 12/24 vs. TEN: Saw action after RBs T.J. Yeldon and Chris Ivory exited the game with injuries ... Tallied nine rushes for 27 yards (3.0 rush avg.) ... Added one reception for five yards
- 1/1 at IND: Started at RB and ran for a career-best 122 yards on 18 carries, including a career-long touchdown run of 57 yards ... Also added two receptions for 15 yards

### 2015 (w/ JAX - 6/0)

Undrafted RB who had six carries for two yards and two receptions for 13 yards during his rookie campaign ... Returned eight kicks for 220 yards (27.5 avg.) ... Season cut short due to a hip injury that placed him on IR

- 9/13 vs. CAR: Recorded one kickoff return for 40 yards in NFL debut ... Also had one reception for five yards
- 9/20 vs. MIA: Had two kickoff returns for 46 yards (23.0 avg.)
- 9/27 at N.E.: Rushed twice for six yards (3.0 avg.) and returned two kicks for 41 yards (20.5 avg.), with a long of 24
- 10/11 at T.B.: Returned three kicks for 93 yards (31.0 avg.), and long of 42

### COLLEGE (at Alabama, 2010; at Auburn, 2011-14)

- Finished his career with 1,040 rushing yards, becoming the 41st 1,000-yard career rusher in school history
- Scored 11 career TDs
- Ranks seventh in school history with a 24.48-yard kick return avg.
- After transferring to Auburn, sat out the 2011 season to satisfy NCAA rules
- Redshirted as a freshman at Alabama before deciding to transfer to Auburn
- Majored in physical activity and health education with a minor in sports coaching

### PERSONAL

- Attended Opelika High School in Opelika, Ala. where he played for Head Coach Brian Blackmon
- Rated a four-star prospect by Rivals.com and Scout.com
- Also starred on the school's track team and was a two-time Alabama 6A State 100-meter champion and winner of the 2009 200-meter championship
- Son of Deborah and Ike Grant
- Twitter handle is @CoreyGranttt

### REGULAR SEASON CAREER STATISTICS

YEAR	TEAM	GP/GS	RUSHING					RECEIVING					
			NO	YDS	AVG	LG	TD	NO	YDS	AVG	LG	TD	
2015	JAX	6/0	6	2	0.3	11	0	2	13	6.5	8	0	
2016	JAX	11/1	32	164	5.1	57t	1	4	35	8.8	15t	1	
2017	JAX	1/0	0	0	0.0	0	0	0	0	0.0	0	0	
<b>Career totals: 3 yrs.</b>			<b>18/1</b>	<b>38</b>	<b>166</b>	<b>4.4</b>	<b>57t</b>	<b>1</b>	<b>6</b>	<b>48</b>	<b>8.0</b>	<b>15t</b>	<b>1</b>

YEAR	TEAM	NO.	YDS	KICK RETURNS			
				AVG.	LG	TD	
2015	JAX	8	220	27.5	42	0	
2016	JAX	13	268	20.7	32	0	
2017	JAX	0	0	0.0	0	0	
<b>Career totals: 3 yrs.</b>			<b>21</b>	<b>488</b>	<b>23.3</b>	<b>42</b>	<b>0</b>

### CAREER HIGHS

	GAME	SEASON
<b>Rushes:</b>	18 (1/1/17 at IND)	32 (2016)
<b>Rushing yards:</b>	122 (1/1/17 at IND)	164 (2016)
<b>Longest rush:</b>	57t (1/1/17 at IND)	57t (2016)
<b>Receptions:</b>	2 (1/1/17 at IND)	4 (2016)
<b>Receiving yards:</b>	15 (two times, last: 1/1/17 at IND)	35 (2016)
<b>Receiving TDs:</b>	1 (9/18/16 at S.D.)	1 (2016)
<b>Longest reception:</b>	15 (9/18/16 at S.D.)	15 (2016)
<b>Kickoff returns:</b>	3 (10/11/15 at T.B.)	8 (2015)
<b>Kickoff return yds.:</b>	93 (10/11/15 at T.B.)	220 (2015)
<b>Longest kick return:</b>	42 (10/11/15 at T.B.)	42 (2015)

### 2017 GAME-BY-GAME STATISTICS

DATE	GAME	RUSHING					RECEIVING				
		NO	YDS	AVG	LG	TD	NO	YDS	AVG	LG	TD
09/10	at Houston	0	0	0.0	0	0	0	0	0.0	0	0
09/17	vs. Tennessee										
09/24	vs. Baltimore										
10/01	at New York Jets										
10/08	at Pittsburgh										
10/15	vs. LA Rams										
10/22	at Indianapolis										
	BYE WEEK										
11/05	vs. Cincinnati										
11/12	vs. LA Chargers										
11/19	at Cleveland										
11/26	at Arizona										
12/03	vs. Indianapolis										
12/10	vs. Seattle										
12/17	vs. Houston										
12/24	at San Francisco										
12/31	at Tennessee										
<b>2017 totals:</b>		<b>0</b>	<b>0</b>	<b>0.0</b>	<b>0</b>	<b>0</b>	<b>0</b>	<b>0</b>	<b>0.0</b>	<b>0</b>	<b>0</b>

DATE	GAME	NO.	YDS	KICK RETURNS		
				AVG.	LG	TD
09/10	at Houston	0	0	0.0	0	0
09/17	vs. Tennessee					
09/24	vs. Baltimore					
10/01	at New York Jets					
10/08	at Pittsburgh					
10/15	vs. LA Rams					
10/22	at Indianapolis					
	BYE WEEK					
11/05	vs. Cincinnati					
11/12	vs. LA Chargers					
11/19	at Cleveland					
11/26	at Arizona					
12/03	vs. Indianapolis					
12/10	vs. Seattle					
12/17	vs. Houston					
12/24	at San Francisco					
12/31	at Tennessee					
<b>2017 totals:</b>		<b>0</b>	<b>0</b>	<b>0.0</b>	<b>0</b>	<b>0</b>



# COREY GRANT



## 2016 GAME-BY-GAME STATISTICS

DATE	GAME	RUSHING					RECEIVING				
		NO	YDS	AVG	LG	TD	NO	YDS	AVG	LG	TD
09/11	vs. Green Bay	0	0	0.0	0	0	0	0	0.0	0	0
09/18	at San Diego	0	0	0.0	0	0	1	15	15.0	15t	1
09/25	vs. Baltimore	0	0	0.0	0	0	0	0	0.0	0	0
10/02	vs. Indianapolis	0	0	0.0	0	0	0	0	0.0	0	0
BYE WEEK											
10/16	at Chicago						ina				
10/23	vs. Oakland						ina				
10/27	at Tennessee						ina				
11/06	at Kansas City						ina				
11/13	vs. Houston						ina				
11/20	at Detroit	0	0	0.0	0	0	0	0	0.0	0	0
11/27	at Buffalo	0	0	0.0	0	0	0	0	0.0	0	0
12/04	vs. Denver	1	2	2.0	2	0	0	0	0.0	0	0
12/11	vs. Minnesota	4	13	3.3	9	0	0	0	0.0	0	0
12/18	at Houston	0	0	0	0	0	0	0	0.0	0	0
12/24	vs. Tennessee	9	27	3.0	8	0	1	5	5.0	5	0
01/01	at Indianapolis	18	122	6.8	57t	1	2	15	7.5	13	0
<b>2016 totals:</b>		<b>32</b>	<b>164</b>	<b>5.1</b>	<b>57t</b>	<b>1</b>	<b>4</b>	<b>35</b>	<b>8.8</b>	<b>15t</b>	<b>1</b>

### KICK RETURNS

DATE	GAME	NO.	YDS	AVG.	LG	TD
09/11	vs. Green Bay	2	51	25.5	32	0
09/18	at San Diego	3	67	22.3	24	0
09/25	vs. Baltimore	3	58	19.3	25	0
10/02	vs. Indianapolis	4	80	20.0	28	0
BYE WEEK						
10/16	at Chicago				ina	
10/23	vs. Oakland				ina	
10/27	at Tennessee				ina	
11/06	at Kansas City				ina	
11/13	vs. Houston				ina	
11/20	at Detroit	0	0	0.0	0	0
11/27	at Buffalo	1	12	13.0	13	0
12/04	vs. Denver	0	0	0.0	0	0
12/11	vs. Minnesota	0	0	0.0	0	0
12/18	at Houston	0	0	0.0	0	0
12/24	vs. Tennessee	0	0	0.0	0	0
01/01	at Indianapolis	0	0	0.0	0	0
<b>2016 totals:</b>		<b>13</b>	<b>268</b>	<b>20.7</b>	<b>32</b>	<b>0</b>



## 2015 GAME-BY-GAME STATISTICS

DATE	GAME	RUSHING					RECEIVING				
		NO	YDS	AVG	LG	TD	NO	YDS	AVG	LG	TD
09/13	vs. Carolina	0	0	0.0	0	0	1	5	5.0	5	0
09/20	vs. Miami	1	1	1.0	1	0	0	0	0.0	0	0
09/27	at New England	2	6	3.0	4	0	1	8	8.0	8	0
10/04	at Indianapolis	0	0	0.0	0	0	0	0	0.0	0	0
10/11	at Tampa Bay	2	-6	-3.0	11	0	0	0	0.0	0	0
10/18	vs. Houston	1	1	1.0	1	0	0	0	0.0	0	0
10/25	vs. Buffalo									IR	
BYE WEEK											
11/08	at N.Y. Jets									IR	
11/15	at Baltimore									IR	
11/19	vs. Tennessee									IR	
11/29	vs. San Diego									IR	
12/06	at Tennessee									IR	
12/13	vs. Indianapolis									IR	
12/20	vs. Atlanta									IR	
12/27	at New Orleans									IR	
01/03	at Houston									IR	
<b>2015 totals:</b>		<b>6</b>	<b>2</b>	<b>0.3</b>	<b>11</b>	<b>0</b>	<b>2</b>	<b>13</b>	<b>6.5</b>	<b>8</b>	<b>0</b>

### KICK RETURNS

DATE	GAME	NO.	YDS	AVG.	LG	TD
09/13	vs. Carolina	1	40	40.0	40	0
09/20	vs. Miami	2	46	23.0	24	0
09/27	at New England	2	41	20.5	24	0
10/04	at Indianapolis	0	0	0.0	0	0
10/11	at Tampa Bay	3	93	31.0	42	0
10/18	vs. Houston	0	0	0.0	0	0
10/25	vs. Buffalo					IR
BYE WEEK						
11/08	at N.Y. Jets					IR
11/15	at Baltimore					IR
11/19	vs. Tennessee					IR
11/29	vs. San Diego					IR
12/06	at Tennessee					IR
12/13	vs. Indianapolis					IR
12/20	vs. Atlanta					IR
12/27	at New Orleans					IR
01/03	at Houston					IR
<b>2015 totals:</b>		<b>8</b>	<b>220</b>	<b>27.5</b>	<b>42</b>	<b>0</b>




# CHAD HENNE

7

## CHAD HENNE

QUARTERBACK  
6-3 222 LBS.  
MICHIGAN  
BORN JULY 2, 1985  
WYOMISSING, PENNSYLVANIA  
ACQ: UNRESTRICTED FREE AGENT (MIAMI) 2012  
EXP: 10TH YEAR



### TRANSACTIONS

Originally drafted by Miami in the second round (57th overall) of the 2008 draft ... Signed by Jacksonville as an unrestricted free agent on 3/15/12

### PRO (Games played/started - 65/53)

- 10th-year QB has played in 65 games with 53 starts
- Career totals include 1,159 of 1,954 passing for 12,931 yards with 58 TDs/63 INTs and a 75.5 rating
- Joined the Jaguars in 2012 as an unrestricted free agent and has played in 28 games with 22 starts
- Spent first four seasons in Miami after being selected in the second round of 2008 draft

### 2017 (w/ JAX - 0/0)

- 9/10 at HOU: Did not play

### 2016 (w/ JAX - 1/0)

- 9/11 vs. G.B.: Dressed but did not play
- 9/18 at S.D.: Dressed but did not play
- 9/25 vs. BAL: Dressed but did not play
- 10/2 vs. IND: Dressed but did not play
- 10/16 at CHI: Dressed but did not play
- 10/23 vs. OAK: Dressed but did not play
- 10/27 at TEN: Dressed but did not play
- 11/6 at K.C.: Dressed but did not play
- 11/13 vs. HOU: Dressed but did not play
- 11/20 at DET: Took a knee on the final snap of the first half
- 11/27 at BUF: Dressed but did not play
- 12/4 vs. DEN: Dressed but did not play
- 12/11 vs. MIN: Dressed but did not play
- 12/18 at HOU: Dressed but did not play
- 12/24 vs. TEN: Dressed but did not play
- 1/1 at IND: Dressed but did not play

### 2015 (w/ JAX - 0/0)

Dressed in all 16 games but did not play

### 2014 (w/ JAX - 3/3)

Started the first three games and was 42 of 78 passing for 492 yards with three TDs and one INT for an 80.7 rating ... Added four rushes for 25 yards ... Dressed but did not play in final 13 games

- 9/7 at PHI: Opened the season as starting QB and completed 24 of 43 passes for 266 yards with two TDs for an 89.9 passer rating ... Hooked up rookie WR **Allen Hurns** for TDs of 34 and 21 yards in the first quarter
- 9/14 at WAS: Started at QB and was 14 of 28 passing for 193 yards with one TD and one INT for a 69.5 rating ... Had two completions of 50-plus yards, a 63-yard TD pass to TE **Mercedes Lewis** and a 54-yard completion to WR **Allen Robinson**
- 9/21 vs. IND: Started at QB and was 4 of 7 passing for 33 yards before he was replaced in the second half by QB **Blake Bortles**

### 2013 (w/ JAX - 15/15)

Started 13 of 15 games played, tied for the second-most starts of his career ... Was 305 of 503 passing for 3,241 yards with 13 TDs and 14 INTs for a 76.5 passer rating ... Established career-highs for attempts and completions and had second-most yards ... Started the last 11 games

- 9/8 vs. KC: Inserted into the game during middle of club's final drive as QB **Blaine Gabbert** suffered a hand injury. Completed 3 of 6 passes for 36 yards with a 24-yard completion to WR **Cecil Shorts III**
- 9/15 at OAK: Started at QB for injured QB **Blaine Gabbert** and threw for 241 yards on 25 of 38 passing with one TD for a 92.1 passer rating
- 9/22 at SEA: Started at QB and completed 18 of 38 passes for 235 yards with two TDs for a 45.4 rating
- 10/6 at STL: Entered the game with 5:14 remaining in the third quarter after QB **Blaine Gabbert** suffered a hamstring injury ... Finished 7 of 13 passing for 89 yards with one TD for a 101.1 passer rating
- 10/13 at DEN: Started at QB and was 27 of 42 passing for 303 yards with two INTs for a 65.9 rating
- 10/20 vs. SD: Registered his second straight 300-yard passing game, completing

23 of 36 passes for 318 yards with one INT for an 80.6 rating

- 10/27 vs. SF: Started at QB and threw for 228 yards and one TD for an 84.3 passer rating
- 11/10 at TEN: Started at QB and was 14 of 23 passing for 180 yards with two INTs for a 49.2 rating ... Won second start as a Jaguar
- 11/17 vs. ARI: Led club to TDs on back-to-back drives to open the game ... Hooked up with TE **Danny Noble** for a 62-yard TD on the opening drive. Finished 27 of 42 passing for 255 yards with one TD/two INTs and a 69.0 rating
- 11/24 at HOU: Was 23 of 32 passing for 239 yards with a season-high 93.1 rating
- 12/1 at CLE: Completed 22 of 40 passes for 195 yards with 2 TDs/1 INT for a 74.5 rating ... Directed his fourth career game-winning drive, hooking up with WR **Cecil Shorts III** for a 20-yard TD with 40 seconds remaining in the game
- 12/5 vs. HOU: Threw for 117 yards and two TDs, his 11th career multi-TD game
- 12/15 vs. BUF: Threw for 237 yards and two TDs on 21 of 36 passing
- 12/22 vs. TEN: Registered his fourth straight game with two TD passes, hooking up with TE **Mercedes Lewis** and WR **Mike Brown** for scores
- 12/29 at IND: Started in season-finale and registered a season-high 331 yards on 30 of 51 passing with one TD and one INT

### 2012 (w/ JAX - 10/6)

Appeared in 10 games with six starts ... Completed 166 of 308 passes for 2,084 yards with 11 TDs and 11 INTs for a 72.2 rating ... Became 15th different starting QB in franchise history

- 9/16 vs. HOU: Made Jaguars debut in fourth quarter when QB **Blaine Gabbert** departed with an injury and went 2-for-2 passing with 23 yards
- 10/21 at OAK: Entered game in second quarter when QB **Blaine Gabbert** suffered a left shoulder injury and completed nine of 20 passes for 71 yards
- 11/8 vs. IND: Was inserted into the game in the fourth quarter and completed 10 of 16 passes for 121 yards with a TD and INT
- 11/18 at HOU: Entered game in first quarter on club's second offensive possession after QB **Blaine Gabbert** left with a right forearm/elbow injury ... Completed 16 of 33 passes for 354 yards and a career-best four TDs ... Became first QB since Hall of Famer **Steve Young** in 1987 to come off bench and throw for four TDs and no INTs
- 11/25 vs. TEN: Made first start of the season and threw for 261 yards on 17 of 26 passing with two TDs and one INT
- 12/23 vs. NE: Threw for 348 yards on 29 of 51 passing with one TD and three INT.
- 12/30 at TEN: Made sixth consecutive start and completed 25 of 41 passes for 298 yards with two TD and three INT

### 2011 (w/ MIA - 4/4)

Started the first four games before suffering a season-ending left shoulder injury ... Was placed on injured reserve on Oct. 6 ... Completed 64 of 112 passes (57.1 pct.) for 868 yards with four TDs and four INTs for a 79.0 rating ... Added 15 rushes for 112 yards and one TD

- 9/12 vs. NE: Opened the season as starter and was 30 of 49 for a career-high 416 yards with two TDs and one INT for a 93.6 rating ... Marked highest single-game passing yardage total by any Dolphin QB other than **Dan Marino**
- 9/25 at CLE: Was 19 of 29 passing for 255 yards with one TD and one INT
- 10/2 at SD: Left the game with a left shoulder injury in the first quarter

### 2010 (w/ MIA - 15/14)

Started 14 of 15 games and was 6-8 as starter... Was 301 of 490 passing (61.4 pct.) for 3,301 yards with 15 TDs and 19 INTs for a 75.4 rating

- 9/26 vs. NYJ: Threw for two TDs and one INT on 26 of 44 passing for a then career-high 363 yards
- 10/4 vs. NE: Was 28 of 38 passing for 305 yards with two TDs and three INTs.
- 10/17 at GB: Threw for two TDs including a 22-yard pass to TE **Anthony Fasano** that broke a 13-13 tie to give the Dolphins a lead in the fourth quarter leading to overtime win
- 11/14 vs. TEN: Saw action in relief of **Chad Pennington** in the first quarter ... Suffered an injury to his right knee in the third quarter and did not return
- 11/28 at OAK: Returned to lineup and threw for 307 yards on 17 of 30 passing with two TDs and one INT. Connected with **Marlon Moore** on a 57-yard TD pass
- 12/19 vs. BUF: Completed 73.3 percent of passes (33 of 45) for 276 yards with one TD and one INT
- 12/26 vs. DET: Passed **David Woodley** to move into fourth place among the Dolphins career passing yardage leaders ... Completed 29 of 44 passes for 278 yards with one TD and two INTs

### 2009 (w/ MIA - 14/13)

Played in 14 games with 13 starts and posted 7-6 record as starter... Completed 274 of 451 passes (60.7 pct.) for 2,878 yards with 12 TDs and 14 INTs for a passer rating of 75.2

- 9/27 at SD: Saw first action of season in relief of QB **Chad Pennington** and totaled 10 of 19 passing for 92 yards with one INT
- 10/14 vs. BUF: Made first career start and completed 14 of 22 passes for 115 yards and one TD for a 92.0 rating, hooking up with WR **Brian Hartline** in third quarter for first career TD pass
- 10/12 vs. NYJ: Led Dolphins to a 31-27 comeback win on Monday Night Football with first career fourth-quarter comeback ... Connected on 20 of 26 passes for 241 yards and two TDs for a career-high 130.4 passer rating ... Led club to 21 points in fourth quarter and finished the quarter 9 of 12 passing for 121 yards with two

# CHAD HENNE

TDs

- **11/15 vs. TB:** Posted second fourth quarter comeback win as he was 17 of 31 for 175 yards with one TD, leading team to a game-winning FG
- **11/19 vs. NE:** Finished 29 of 52 passing for 335 yards with two TDs and one INT in a comeback win
- **12/13 at JAX:** Completed 21 of 29 passes for 220 yards with one INT and scored first career rushing TD ... Set franchise record for consecutive completions in a single game with 17 straight
- **12/27 vs. HOU:** Set season and career marks with 35 completions and 55 attempts for 322 yards with one TD for second consecutive 300-yard passing game
- **1/3 vs. PIT:** Closed out season with 140 yards on 16 of 20 passing for a career-best 80.0 completion percentage with one TD and one INT

## 2008 (w/ MIA - 3/0)

Appeared in three games as a rookie

- **9/14 at ARI:** Made NFL debut in the fourth quarter and was 7 of 12 passing for 67 yards, all on an 18-play drive covering 89 yards

## COLLEGE (at Michigan, 2004-07)

- Four-year starter who compiled a 33-14 record as starter
- Career totals: 828 of 1,387 (59.7 pct.) for 9,715 yards with 87 TDs, 37 INTs
- Tossed at least one TD pass in 42 of his 47 career games and threw for at least 200 yards in 26 starts
- Finished with school records for career completions, attempts, passing yards and TD passes
- Ranked second to Purdue's **Drew Brees** in Big Ten Conference history for career TD passes
- Became first true freshman QB in Big Ten history to lead his team to a conference title
- Earned degree in general studies

## PERSONAL

- Married (Brittany)
- Attended Wilson High School in West Lawn, Pa.
- Set Pennsylvania District III all-time passing and TD records with 7,071 yards and 74 TDs
- Also competed in track and field and was a two-year starter on basketball team
- Father, Sheldon, worked two full-time jobs as both a welder and a high school and junior high school football coach
- Full name: Chad Steven Henne

## REGULAR SEASON CAREER STATISTICS

### PASSING

YEAR	TEAM	P/S	COMP	ATT	PCT	YDS	AVG	TD	INT	SK	RTG
2008	MIA	3/0	7	12	58.3	67	5.6	0	0	0	74.0
2009	MIA	14/13	274	451	60.8	2,878	6.4	12	14	26	75.2
2010	MIA	15/14	301	490	61.4	3,301	6.7	15	19	30	75.4
2011	MIA	4/4	64	112	57.1	868	7.8	4	4	11	79.0
2012	JAX	10/6	166	308	53.9	2,084	6.8	11	11	28	72.2
2013	JAX	15/13	305	503	60.6	3,241	6.4	13	14	38	76.5
2014	JAX	3/3	42	78	53.8	492	6.3	3	1	16	80.7
2015	JAX	0/0	0	0	0.0	0	0.0	0	0	0	0.0
2016	JAX	1/0	0	0	0.0	0	0.0	0	0	0	0.0
2017	JAX	0/0	0	0	0.0	0	0.0	0	0	0	0.0
<b>NFL totals:</b>		<b>10 yrs. 65/53</b>	<b>1,159</b>	<b>1,954</b>	<b>59.3</b>	<b>12,931</b>	<b>6.6</b>	<b>58</b>	<b>63</b>	<b>149</b>	<b>75.5</b>

## CAREER HIGHS

	GAME	SEASON
Passing completions:	35 (12/27/09 vs. HOU)	305 (2013)
Passing attempts:	55 (12/27/09 vs. HOU)	503 (2013)
Passing percentage:	80.0 (01/03/10 vs. PIT)	61.4 (2010)
Passing yards:	416 (9/12/11 vs. N.E.)	3,301 (2010)
Passing touchdowns:	4 (11/18/12 at HOU)	15 (2010)
Passer rating:	130.4 (10/12/09 vs. NYJ)	80.7 (2014)
Rushing attempts:	7 (9/12/11 vs. N.E.)	27 (2013)
Rushing yards:	59 (9/12/11 vs. N.E.)	112 (2012)
Rushing touchdowns:	1 (three times, last: 12/2/12 vs. BUF)	1 (2012)

## 2017 GAME-BY-GAME STATISTICS

DATE	OPP	P/S	COMP	ATT	PCT	YDS	AVG	TD	INT	SK	RTG
09/10	at HOU										DNP
09/17	vs. TEN										DNP
09/24	vs. BAL										DNP
10/01	at NYJ										DNP
10/08	at PIT										DNP
10/15	vs. LAR										DNP
10/22	at IND										DNP
	BYE WEEK										
11/05	vs. CIN										DNP
11/12	vs. LAC										DNP
11/19	at CLE										DNP
11/26	at AZ										DNP
12/03	vs. IND										DNP
12/10	vs. SEA										DNP
12/17	vs. HOU										DNP
12/24	at SF										DNP
12/31	at TEN										DNP
<b>2017 totals:</b>											

## 2016 GAME-BY-GAME STATISTICS

DATE	OPP	P/S	COMP	ATT	PCT	YDS	AVG	TD	INT	SK	RTG
09/11	vs. G.B.										DNP
09/18	at S.D.										DNP
09/25	vs. BAL										DNP
10/02	vs. IND										DNP
	BYE WEEK										
10/16	at CHI										DNP
10/23	vs. OAK										DNP
10/27	at TEN										DNP
11/06	at K.C.										DNP
11/13	vs. HOU										DNP
11/20	at DET	1/0	0	0	0.0	0	0.0	0	0	0	0
11/27	at BUF										DNP
12/04	vs. DEN										DNP
12/11	vs. MIN										DNP
12/18	at HOU										DNP
12/24	vs. TEN										DNP
01/01	at IND										DNP
<b>2016 totals:</b>		<b>1/0</b>	<b>0</b>	<b>0</b>	<b>0.0</b>	<b>0</b>	<b>0.0</b>	<b>0</b>	<b>0</b>	<b>0</b>	<b>0</b>

## 2015 GAME-BY-GAME STATISTICS

DATE	OPP	P/S	COMP	ATT	PCT	YDS	AVG	TD	INT	SK	RTG
09/13	vs. CAR										DNP
09/20	vs. MIA										DNP
09/27	at N.E.										DNP
10/04	at IND										DNP
10/11	at T.B.										DNP
10/18	vs. HOU										DNP
10/25	vs. BUF										DNP
	BYE WEEK										
11/08	at NYJ										DNP
11/15	at BAL										DNP
11/19	vs. TEN										DNP
11/29	vs. S.D.										DNP
12/06	at TEN										DNP
12/13	vs. IND										DNP
12/20	vs. ATL										DNP
12/27	at N.O.										DNP
01/03	at HOU										DNP
<b>2015 totals:</b>		<b>0/0</b>	<b>0</b>	<b>0</b>	<b>0.0</b>	<b>0</b>	<b>0.0</b>	<b>0</b>	<b>0</b>	<b>0</b>	<b>0</b>

# CHAD HENNE

## 2014 GAME-BY-GAME STATISTICS

DATE	OPP	P/S	COMP	ATT	PCT	YDS	AVG	TD	INT	SK	RTG
09/07	at PHI	1/1	24	43	55.8	266	6.2	2	0	3	89.9
09/14	at WAS	1/1	14	28	50.0	193	6.9	1	1	10	69.5
09/21	vs. IND	1/1	4	7	57.1	33	4.7	0	0	3	69.3
09/28	at S.D.	0/0				DNP					
10/05	vs. PIT	0/0				DNP					
10/12	at TEN	0/0				DNP					
10/19	vs. CLE	0/0				DNP					
10/26	vs. MIA	0/0				DNP					
11/02	at CIN	0/0				DNP					
11/09	vs. DAL	0/0				DNP					
	BYE WEEK										
11/23	at IND	0/0				DNP					
11/30	vs. NYG	0/0				DNP					
12/07	vs. HOU	0/0				DNP					
12/14	at BAL	0/0				DNP					
12/18	vs. TEN	0/0				DNP					
12/28	at HOU	0/0				DNP					
<b>2014 totals:</b>		<b>3/3</b>	<b>42</b>	<b>78</b>	<b>53.8</b>	<b>492</b>	<b>6.3</b>	<b>3</b>	<b>1</b>	<b>16</b>	<b>80.7</b>

## 2013 GAME-BY-GAME STATISTICS

DATE	OPP	P/S	COMP	ATT	PCT	YDS	AVG	TD	INT	SK	RTG
09/08	vs. K.C.	1/0	3	6	50.0	36	6.0	0	0	0	68.8
09/15	at OAK	1/1	25	38	65.8	241	6.3	1	0	5	92.1
09/22	at SEA	1/1	18	38	47.4	235	6.2	0	2	3	45.4
09/29	vs. IND	0/0	0	0	0.0	0	0.0	0	0	0	0.0
10/06	at STL	1/0	7	13	53.8	89	6.8	1	0	0	101.1
10/13	at DEN	1/1	27	42	64.3	303	7.2	0	2	2	65.9
10/20	vs. S.D.	1/1	23	36	63.9	318	8.8	0	1	6	80.6
10/27	vs. S.F.	1/1	29	45	64.4	228	5.1	1	0	0	84.3
	BYE WEEK										
11/10	at TEN	1/1	14	23	60.9	180	7.8	0	2	3	49.2
11/17	vs. ARI	1/1	27	42	64.3	255	6.1	1	2	2	69.0
11/24	at HOU	1/1	23	32	71.9	239	7.5	0	0	4	93.1
12/01	at CLE	1/1	22	40	55.0	195	4.9	2	1	2	74.5
12/05	vs. HOU	1/1	12	27	44.4	117	4.3	2	0	1	81.9
12/15	vs. BUF	1/1	21	36	58.3	237	6.6	2	2	5	73.5
12/22	vs. TEN	1/1	24	34	70.6	237	7.0	2	1	2	97.3
12/29	at IND	1/1	30	51	58.8	331	6.5	1	1	3	76.5
<b>2013 totals:</b>		<b>15/13</b>	<b>305</b>	<b>503</b>	<b>60.6</b>	<b>3,241</b>	<b>6.4</b>	<b>13</b>	<b>14</b>	<b>38</b>	<b>76.5</b>

## 2012 GAME-BY-GAME STATISTICS

DATE	OPP	P/S	COMP	ATT	PCT	YDS	AVG	TD	INT	SK	RTG
09/09	at MIN					ina					
09/16	vs. HOU	1/0	2	2	100.0	23	11.5	0	0	0	114.6
09/23	at IND					ina					
09/30	vs. CIN					ina					
10/07	vs. CHI					ina					
	BYE WEEK										
10/21	at OAK	1/0	9	20	45.0	71	3.6	0	0	3	54.4
10/28	at G.B.					ina					
11/04	vs. DET					ina					
11/08	vs. IND	1/0	10	16	62.5	121	7.6	1	1	1	80.5
11/18	at HOU	1/0	16	33	48.5	354	10.7	4	0	1	126.8
11/25	vs. TEN	1/1	17	26	65.4	261	10.0	2	1	7	108.0
12/02	at BUF	1/1	19	42	45.2	202	4.8	1	1	3	41.3
12/09	vs. NYJ	1/1	21	43	48.8	185	4.3	0	2	3	41.3
12/16	at MIA	1/1	18	34	52.9	221	6.5	0	0	2	73.3
12/23	vs. N.E.	1/1	29	51	56.9	348	6.8	1	3	1	59.9
12/30	at TEN	1/1	25	41	61.0	298	7.3	2	3	7	69.0
<b>2012 totals:</b>		<b>10/6</b>	<b>166</b>	<b>308</b>	<b>53.9</b>	<b>2,084</b>	<b>6.8</b>	<b>11</b>	<b>11</b>	<b>28</b>	<b>72.2</b>

## 2011 GAME-BY-GAME STATISTICS

DATE	OPP	P/S	COMP	ATT	PCT	YDS	AVG	TD	INT	SK	RTG
09/12	vs. N.E.	1/1	30	49	61.2	416	8.5	2	1	4	93.6
09/18	vs. HOU	1/1	12	30	40.0	170	5.7	1	1	2	56.2
09/25	at CLE	1/1	19	29	65.5	255	8.8	1	1	5	90.4
10/02	at S.D.	1/1	3	4	75.0	27	6.8	0	1	0	53.1
	BYE WEEK										
10/17	at NYJ					IR					
10/23	vs. DEN					IR					
10/30	at NYG					IR					
11/06	at K.C.					IR					
11/13	vs. WAS					IR					
11/20	vs. BUF					IR					
11/24	at DAL					IR					
12/04	vs. OAK					IR					
12/11	vs. PHI					IR					
12/18	at BUF					IR					
12/24	at N.E.					IR					
01/01	vs. NYJ					IR					
<b>2011 totals:</b>		<b>4/4</b>	<b>64</b>	<b>112</b>	<b>57.1</b>	<b>868</b>	<b>7.8</b>	<b>4</b>	<b>4</b>	<b>11</b>	<b>79.0</b>

## 2010 GAME-BY-GAME STATISTICS

DATE	OPP	P/S	COMP	ATT	PCT	YDS	AVG	TD	INT	SK	RTG
09/12	at BUF	1/1	21	34	61.8	182	5.4	0	0	3	75.9
09/19	at MIN	1/1	9	15	60.0	114	7.6	1	0	2	106.0
09/26	vs. NYJ	1/1	26	44	59.1	363	8.3	2	1	2	91.4
10/04	vs. N.E.	1/1	28	38	73.7	305	8.0	2	3	2	81.6
	BYE WEEK										
10/17	at G.B.	1/1	23	39	59.0	231	5.9	2	1	0	82.3
10/24	vs. PIT	1/1	23	36	63.9	257	7.1	1	1	1	82.8
10/31	at CIN	1/1	24	37	64.9	217	5.9	0	1	0	69.3
11/07	at BAL	1/1	22	34	64.7	231	6.8	0	3	2	47.5
11/14	vs. TEN	1/0	19	28	67.9	240	8.6	1	1	1	91.4
11/18	vs. CHI	0/0				ina					
11/28	at OAK	1/1	17	30	56.7	307	10.2	2	1	3	100.3
12/05	vs. CLE	1/1	16	32	50.0	174	5.4	1	3	1	37.8
12/12	at NYJ	1/1	5	18	27.8	55	3.1	1	0	5	58.3
12/19	vs. BUF	1/1	33	45	73.3	276	6.1	1	1	3	86.9
12/26	vs. DET	1/1	29	44	65.9	278	6.3	1	2	2	72.0
01/02	at N.E.	1/1	6	16	37.5	71	4.4	0	1	3	25.6
<b>2010 totals:</b>		<b>15/14</b>	<b>64</b>	<b>112</b>	<b>57.1</b>	<b>868</b>	<b>7.8</b>	<b>4</b>	<b>4</b>	<b>11</b>	<b>79.0</b>

## 2009 GAME-BY-GAME STATISTICS

DATE	OPP	P/S	COMP	ATT	PCT	YDS	AVG	TD	INT	SK	RTG
09/13	at ATL					ina					
09/21	vs. IND					ina					
09/27	at S.D.	1/0	10	19	52.6	92	4.8	0	1	1	44.2
10/04	vs. BUF	1/1	14	22	63.6	115	5.2	1	0	6	92.0
10/12	vs. NYJ	1/1	12	21	57.1	241	9.3	2	0	0	130.4
	BYE WEEK										
10/25	vs. N.O.	1/1	18	36	50.0	211	5.9	0	2	2	45.0
11/01	at NYJ	1/1	12	21	57.1	112	5.3	1	0	5	87.8
11/08	at N.E.	1/1	19	34	55.9	219	6.4	0	0	2	75.5
11/15	vs. T.B.	1/1	17	31	54.8	175	5.6	1	1	0	68.6
11/19	at CAR	1/1	17	29	58.6	172	5.9	1	0	0	87.1
11/29	at BUF	1/1	17	31	54.8	175	5.6	1	3	1	42.5
12/06	vs. N.E.	1/1	29	52	55.8	335	6.4	2	1	1	80.2
12/13	at JAX	1/1	21	29	72.4	220	7.6	0	1	2	79.7
12/20	at TEN	1/1	29	46	63.0	349	7.6	1	3	1	66.3
12/27	vs. HOU	1/1	35	55	63.6	322	5.9	1	1	3	78.0
01/03	vs. PIT	1/1	16	20	80.0	140	7.0	1	1	2	91.7
<b>2009 totals:</b>		<b>14/13</b>	<b>274</b>	<b>451</b>	<b>60.8</b>	<b>2,878</b>	<b>6.4</b>	<b>12</b>	<b>14</b>	<b>26</b>	<b>75.2</b>



# ALLEN HURNS

88

## ALLEN HURNS

WIDE RECEIVER  
6-3 201 LBS.  
MIAMI (FLA.)  
BORN NOVEMBER 12, 1991  
MIAMI, FLORIDA  
ACQ: ROOKIE FREE AGENT 2014  
EXP: 4TH YEAR



### TRANSACTIONS

Originally signed with Jacksonville as an undrafted rookie on 5/12/14

### PRO (Games played/started - 43/34)

- Has a franchise-best 14.6 yards per reception avg.
- Caught a pass in 38 consecutive games from 9/7/14 - 10/27/16, the longest streak by a Jaguars player since TE **Mercedes Lewis** (32 games) from 9/12/10 - 9/9/12 and the longest streak for a Jaguars WR since WR **Jimmy Smith** (76 games) from 9/9/01 - 1/1/06
- Holds the Jaguars record of seven consecutive games with a receiving TD (9/27/15-11/15/15)

### 2017 (w/ JAX - 1/0)

- **9/10 at HOU:** Saw action at WR and tied for the team lead with three receptions and led the team with 42 receiving yards

### 2016 (w/ JAX - 11/11)

Started all 11 games played and missed the final five due to a hamstring injury ... Registered 35 receptions for 477 yards, including three TDs

- **9/11 vs. G.B.:** Had four receptions for a team-leading 75 yards (18.8 rec. avg.), including a game-long 38-yard catch in the third quarter
- **9/18 at S.D.:** Posted five receptions for 64 yards (12.8 rec. avg.)
- **9/25 vs. BAL:** Recorded four receptions for 40 yards
- **10/2 vs. IND:** Posted two receptions for 47 yards, including a 42-yard TD in the fourth quarter
- **10/16 at CHI:** Caught five passes for 74 yards (14.8 rec. avg.)
- **10/23 vs. OAK:** Caught four passes for 45 yards (11.3 avg.)
- **10/27 at TEN:** Led the team with seven receptions for 98 yards (14.0 rec. avg.) and one TD
- **11/6 at K.C.:** Started at WR before exiting the game with a concussion
- **11/13 vs. HOU:** Started at WR and had two receptions for 13 yards
- **11/20 at DET:** Started at WR and posted one reception for nine yards
- **11/27 at BUF:** Tallied a 12-yard TD reception for his 150th career catch
- **12/4 vs. DEN:** Inactive (hamstring)
- **12/11 vs. MIN:** Inactive (hamstring)
- **12/18 at HOU:** Inactive (hamstring)
- **12/24 vs. TEN:** Inactive (hamstring)
- **1/1 at IND:** Inactive (hamstring)

### 2015 (w/ JAX - 15/15)

Finished his second NFL season setting career highs in receptions (64), receiving yards (1,030) and receiving TDs (10) ... Youngest undrafted player since the 1970 NFL merger to record 1,000-plus receiving yards and 10-plus receiving TDs in a single season ... Since 2005, one of only five undrafted NFL players to have recorded 1,000-plus receiving yards and 10-plus receiving TDs in a single season ... Became the fourth Jaguars player to post 1,000 receiving yards in a single season (**Jimmy Smith**, nine times; **Kennan McCardell**, four times; **Allen Robinson**, one time) ... Joins WR **Allen Robinson** (1,400) as the first Jaguars duo to each record 1,000-plus receiving yards in the same season since WR **Keenan McCardell** (1,110) and WR **Jimmy Smith** (1,373) in 2001 ... The first undrafted player age 24 or younger to post 1,000 receiving yards in a single season since DEN's **Steve Watson** (1,244) in 1981

- **9/27 at N.E.:** Had two receptions for 70 yards (35.0 avg.), including a 59-yard TD
- **10/4 at IND:** Recorded a career-high 11 receptions for his third career 100-yard game (116 yds.) and one TD
- **10/11 at T.B.:** Caught five passes for 116 yards (23.2 avg.) and one TD ... Became the third player in franchise history to register back-to-back games with at least 100 receiving yards and a TD ... Joins **Jimmy Smith** as the only players in franchise history to register back-to-back games with at least 100 receiving yards and a TD in two consecutive road games
- **10/25 vs. BUF:** Had two catches for 53 yards (26.5 rec. avg.), including the game-winning 31-yard TD reception with 2:16 remaining
- **11/8 at NYJ:** Had five receptions for 122 yards (24.4 rec. avg.) and one TD ... Along with teammate **Allen Robinson** (121 yards), marked the first time in Jaguars history that two players posted 120-plus receiving yards in a single game
- **11/15 at BAL:** Had five receptions for a team-high 62 yards (12.4 rec. avg.) and one TD
- **12/13 vs. IND:** Had three receptions for a team-high 105 yards and a career-long 80-yard TD reception in the third quarter, the third-longest reception in franchise history
- **12/27 at N.O.:** Surpassed 1,000 yards for the first time in his NFL career after

registering eight receptions for 107 yards and a career-high-tying two TDs

### 2014 (w/ JAX - 16/8)

Started eight of 16 games as a rookie and produced a team-high six TDs, the most in franchise history by a rookie ... Registered 51 receptions for 677 yards, the second-most catches and yards by a Jaguars rookie ... Ranked fourth in NFL history among undrafted rookies in receptions, fifth in receiving yards and fourth in receiving TDs ... Ranked second on the club with 51 catches for 677 yards and a team-high six TDs which set a Jaguars rookie record ... Joined **Allen Robinson** (48-548) to become the first rookie duo in NFL history to register 48 or more receptions in a season

- **9/7 at PHI:** Started at WR in NFL debut and registered four catches for 110 yards and two TDs ... Became first player in NFL history to record two receiving TDs in the first quarter in his NFL debut, hooking up with **Chad Henne** from 34 and 21 yards ... Joined former Detroit WR **Charles Rogers** (Sept. 17, 2003 vs. Arizona) as only players in NFL history to score a TD on each of their first two receptions ... His 110 receiving yards were the most in franchise history by a WR in his first NFL game and fourth-most by a rookie in a game ... His 27.5-yard average per catch ranks fifth-highest in team history ... Finished the first quarter with three catches for 101 yards ... First undrafted rookie in team history to start in season-opener
- **9/28 at SD:** Finished with five catches for 68 yards (13.6 avg.), including a 44-yard reception in the second quarter that set up a Jaguars TD ... Marked his fourth reception of 30-plus yards
- **11/2 at CIN:** Recorded a career-high seven catches for 112 yards and matched his career-high with two TDs ... Had TD receptions of 40 and 18 yards ... Tied for the most receiving TDs by a Jaguars rookie with five through nine games
- **12/7 vs. HOU:** Totaled 36 yards on five receptions including a four-yard TD pass from QB **Blake Bortles** in the first quarter ... Has the most touchdown receptions in team history by a rookie wide receiver

### COLLEGE (at Miami, 2010-13)

- Concluded career ranked seventh in school history with 121 receptions and 1,891 yards
- Played in all 13 games as a senior, making 11 starts
- Named the 2013 Jack Harding Team Most Valuable Player, given annually to the school's top performer
- Set single-season school record for receiving yards (1,162), breaking mark previously held by WR **Leonard Hankerson**
- Set career-high in receptions (nine) and yards (173) in a 41-31 victory at Pittsburgh
- Became fourth Hurricane with 1,000-yard receiving season, joining **Eddie Brown** (1984), **Andre Johnson** (2002) and **Leonard Hankerson** (2010)

### PERSONAL

- Attended Carol City (Miami, Fla.) High School where was ranked as a three-star recruit by Rivals.com
- As a senior, caught six passes for 110 yards before getting injured for the year
- Full name is Allen Bernard Hurns
- Twitter handle is @A1Hurns

REGULAR SEASON CAREER STATISTICS							
YEAR	TEAM	GP/GS	RECS	YDS	AVG.	LG	TD
2014	JAX	16/8	51	677	13.3	63t	6
2015	JAX	15/15	64	1,031	16.1	80t	10
2016	JAX	11/11	35	477	13.6	42t	3
2017	JAX	1/0	3	42	14.0	20	0
NFL totals: 4 yrs.		43/34	153	2,227	14.6	80t	19

CAREER HIGHS		
	GAME	SEASON
Receptions:	11 (10/4/15 at IND)	64 (2015)
Receiving yards:	122 (11/8/15 at NYJ)	1,031 (2015)
Longest reception:	80t (12/13/15 vs. IND)	80t (2015)
Receiving touchdowns:	2 (three times, last: 12/27/15 at N.O.)	10 (2015)



# ALLEN HURNS

## 2017 GAME-BY-GAME STATISTICS

DATE	OPP	RECs	YDS	AVG.	LG	TD
09/10	at Houston	3	42	14.0	20	0
09/17	vs. Tennessee					
09/24	vs. Baltimore					
10/01	at New York Jets					
10/08	at Pittsburgh					
10/15	vs. LA Rams					
10/22	at Indianapolis					
	BYE WEEK					
11/05	vs. Cincinnati					
11/12	vs. LA Chargers					
11/19	at Cleveland					
11/26	at Arizona					
12/03	vs. Indianapolis					
12/10	vs. Seattle					
12/17	vs. Houston					
12/24	at San Francisco					
12/31	at Tennessee					
<b>2017 totals:</b>		<b>3</b>	<b>42</b>	<b>14.0</b>	<b>20</b>	<b>0</b>

## 2016 GAME-BY-GAME STATISTICS

DATE	OPP	RECs	YDS	AVG.	LG	TD
09/11	vs. Green Bay	4	75	18.8	38	0
09/18	at San Diego	5	64	12.8	24	0
09/25	vs. Baltimore	4	40	10.0	17	0
10/02	vs. Indianapolis	2	47	23.5	42t	1
	BYE WEEK					
10/16	at Chicago	5	74	14.8	29	0
10/23	vs. Oakland	4	45	11.3	22	0
10/27	at Tennessee	7	98	14.0	31	1
11/06	at Kansas City	0	0	0.0	0	0
11/13	vs. Houston	2	13	6.5	11	0
11/20	at Detroit	1	9	9.0	9	0
11/27	at Buffalo	1	12	12.0	12t	1
12/04	vs. Denver			ina		
12/11	vs. Minnesota			ina		
12/18	at Houston			ina		
12/24	vs. Tennessee			ina		
01/01	at Indianapolis			ina		
<b>2016 totals:</b>		<b>35</b>	<b>477</b>	<b>13.6</b>	<b>42t</b>	<b>3</b>

## 2015 GAME-BY-GAME STATISTICS

DATE	GAME	RECs	YDS	AVG.	LG	TD
09/13	vs. Carolina	5	60	12.0	24	0
09/20	vs. Miami	4	68	17.0	24	0
09/27	at New England	2	70	35.0	59t	1
10/04	at Indianapolis	11	116	10.5	26	1
10/11	at Tampa Bay	5	116	23.2	59	1
10/18	vs. Houston	2	30	15.0	19	1
10/25	vs. Buffalo	2	53	26.5	31t	1
	BYE WEEK					
11/08	at N.Y. Jets	5	122	24.4	30t	1
11/15	at Baltimore	5	62	12.4	21	1
11/19	vs. Tennessee	3	19	6.3	7	0
11/29	vs. San Diego	4	42	10.5	29	0
12/06	at Tennessee			ina		
12/13	vs. Indianapolis	3	105	35.0	80t	1
12/20	vs. Atlanta	2	44	22.0	22	0
12/27	at New Orleans	8	107	13.4	24	2
01/03	at Houston	3	17	5.7	6	0
<b>2015 totals:</b>		<b>64</b>	<b>1,031</b>	<b>16.1</b>	<b>80t</b>	<b>10</b>

## 2014 GAME-BY-GAME STATISTICS

DATE	GAME	RECs	YDS	AVG.	LG	TD
09/07	at Philadelphia	4	110	27.5	46	2
09/14	at Washington	2	13	6.5	10	0
09/21	vs. Indianapolis	1	63	63.0	63t	1
09/28	at San Diego	5	68	13.6	44	0
10/05	vs. Pittsburgh	4	26	6.5	9	0
10/12	at Tennessee	2	18	9.0	10	0
10/19	vs. Cleveland	1	7	7.0	7	0
10/26	vs. Miami	3	49	16.3	20	0
11/02	at Cincinnati	7	112	16.0	40t	2
11/09	vs. Dallas	1	9	9.0	9	0
	BYE WEEK					
11/23	at Indianapolis	1	13	13.0	13	0
11/30	vs. N.Y. Giants	4	42	10.5	14	0
12/07	vs. Houston	5	36	7.2	16	1
12/14	at Baltimore	6	70	11.7	27	0
12/18	vs. Tennessee	3	26	8.7	15	0
12/28	at Houston	2	15	7.5	10	0
<b>2014 totals:</b>		<b>51</b>	<b>677</b>	<b>13.3</b>	<b>63t</b>	<b>6</b>

# CHRIS IVORY

33

## CHRIS IVORY

**RUNNING BACK**  
6-0 223 LBS.  
TIFFIN UNIVERSITY  
BORN MARCH 22, 1988  
LONGVIEW, TEXAS  
ACQ: UFA (N.Y. JETS) 2016  
EXP: 8TH YEAR



### TRANSACTIONS

Originally signed by New Orleans as an undrafted rookie free agent on 5/3/10 ... Acquired by the N.Y. Jets in exchange for a fourth-round 2013 draft choice on 4/26/13 ... Signed by Jacksonville as an undrafted free agent on 3/10/15

### PRO (Games played/started - 82/38, 2/0)

• Eighth-year RB has spent time with New Orleans, N.Y. Jets and Jacksonville

### 2017 (w/ JAX - 1/0)

• **9/10 at HOU:** Saw action at RB and recorded nine rushes for 42 yards and one reception for 11 yards

### 2016 (w/ JAX - 11/1)

- **9/11 vs. G.B.:** Inactive
- **9/18 at S.D.:** Inactive
- **9/25 vs. BAL:** Made his Jaguars debut, rushing 12 times for 14 yards
- **10/2 vs. IND:** Rushed eight times for 29 yards (3.6 avg.)
- **10/16 at CHI:** Rushed 11 times for 32 yards (2.9 avg.) and his first TD as a Jaguar
- **10/23 vs. OAK:** Rushed five times for 48 yards (9.6 avg.) including a team- and season-long rush of 42 yards and caught two passes for three yards
- **10/27 at TEN:** Rushed four times for six yards and had one reception for six yards
- **11/6 at K.C.:** Rushed 18 times for 107 yards (5.9 rush avg.), including a 42-yard run in the first quarter
- **11/13 vs. HOU:** Rushed nine times for 31 yards (3.4 rush avg.) and had two receptions for 10 yards
- **11/20 at DET:** Rushed 17 times for 39 yards (2.3 rush avg.) and tallied a career-high six receptions for 75 yards (12.5 rec. avg.)
- **11/27 at BUF:** Earned his first start as a Jaguar and rushed nine times for 44 yards and one TD before exiting the game with a hamstring injury
- **12/4 vs. DEN:** Inactive (hamstring)
- **12/11 vs. MIN:** Inactive (hamstring)
- **12/18 at HOU:** Rushed 10 times for 44 yards
- **12/24 vs. TEN:** Rushed 14 times for 45 yards (3.2 rush avg.), including a 1-yard TD in the second quarter before exiting the game with a hamstring injury ... Added four receptions for 69 yards (17.3 rec. avg.), including a career-long 37-yard catch-and-run in the third quarter
- **1/1 at IND:** Inactive (hamstring)

### 2015 (w/ NYJ - 15/14)

Started 14 of 15 games played and set career highs in carries (247), rushing yards (1,070), rushing touchdowns (seven), 100-yard rushing performances in a season (three), receptions (39) and receiving yards (217)

- **9/13 vs. CLE:** Recorded 20 carries for 91 yards (4.6 rush avg.) and two touchdowns, his fourth career multi-touchdown performance
- **10/4 at MIA:** Rushed for a career-high 166 yards and one TD for the seventh 100-yard game of his career
- **10/18 vs. WAS:** Established a career high in scrimmage yards (196) after registering 146 yards on 20 carries and 50 yards on three receptions ... Recorded back-to-back 100-yard rushing performances for the first time in his career
- **10/25 at N.E.:** Recorded the second receiving touchdown of his career, a nine-yard pass from QB Ryan Fitzpatrick in the third quarter
- **11/8 vs. JAX:** Registered the fifth multi-touchdown game for his career, rushing for a pair of one-yard touchdowns

### 2014 (w/ NYJ - 16/10)

Registered a team-high 821 rushing yards on 198 carries (4.1 rush avg) and six touchdowns ... Added 18 receptions for 123 yards (6.8 rec. avg.)

- **9/7 vs. OAK:** Gained 102 yards on 10 carries (10.2 rush avg.), including a career-long 71-yard touchdown in the fourth quarter
- **12/1 vs. MIA:** Ran for 62 yards on 16 carries (3.9 rush avg.) and helped team run for 277 yards, the eighth-highest output in Jets history
- **12/28 at MIA:** Registered the first receiving touchdown of his career on an eight-yard pass

### 2013 (w/ NYJ - 15/6)

Rushed for 833 yards on 182 rushes (4.6 rush avg.) and three touchdowns, and caught two passes for 10 yards (5.0 rec. avg.)

- **10/20 vs. N.E.:** Voted FedEx Ground NFL Player of the Week after rushing 34

times for 104 yards

- **11/3 vs. N.O.:** Finished with 139 rushing yards on 18 carries (7.7 rush avg.)
- **12/22 vs. CLE:** Finished with 20 carries for 109 yards (5.5 rush avg.)

### 2012 (w/ N.O. - 6/2)

Played in six games with two starts, rushing for 217 yards on 40 attempts (5.4 rush avg.) and two touchdowns ... Added two receptions for 15 yards (7.5 rec. avg.)

- **11/5 vs. PHI:** Gained 48 rushing yards on 10 carries (4.8 rush avg.) and added a 22-yard touchdown run
- **11/11 vs. ATL:** Carried seven times for 72 yards (10.3 rush avg.) and scored on a 56-yard run

### 2011 (w/ N.O. - 6/2, 2/0)

Spent the first seven weeks of the season on the Physically Unable to Perform list recovering from foot and sports hernia surgeries ... Played in six games and had 79 rushes for 374 yards (4.7 rush avg.) and one touchdown ... Played in both postseason games and rushed 22 times for 70 yards (3.2 rush avg.)

- **1/1 vs. CAR:** Ran 19 times for 127 yards and one touchdown

### 2010 (w/ N.O. - 12/3)

Appeared in 12 games with three starts and led the team in rushing, carrying 137 times for 716 yards (5.2 rush avg.) with five touchdowns ... Ranked fourth in the NFL in yards per carry and second among rookies in rushing yardage ... Named an All-Rookie by The Sporting News and Pro Football Weekly/Pro Football Writers of America

- **10/17 at T.B.:** Rushed 15 times for 158 yards (10.5 rush avg.)
- **11/25 at DAL:** Registered two touchdowns as he rushed seven times for 38 yards
- **12/5 at CIN:** Carried 15 times for 117 yards (7.8 rush avg.) with two touchdowns

### COLLEGE (at Washington State, 2006-08; at Tiffin University, 2009-10)

- As a senior, carried 39 times for 223 yards in five games before suffering season-ending knee injury
- Appeared in 22 games over three season at Washington State, rushing for 534 yards on 91 attempts (5.9 rush avg.) and four touchdowns

### Personal

- Earned three letters in football for head coach John King and two in track and field at Longview (Texas) H.S.
- Named best fullback by 5ATexasFootball.com and was a unanimous first-team All-District 12 5A selection
- Parents are Kenny and Judy Gilliland
- Twitter handle is @ivory33

## REGULAR SEASON CAREER STATISTICS

YEAR	TEAM	GP/GS	RUSHING					RECEIVING				
			NO	YDS	AVG	LG	TD	NO	YDS	AVG	LG	TD
2010	N.O.	12/3	137	716	5.2	55t	5	1	17	17.0	17	0
2011	N.O.	6/2	79	374	4.7	35t	1	0	0	0.0	0	0
2012	N.O.	6/2	40	217	5.4	56t	2	2	15	7.5	13	0
2013	NYJ	15/6	182	833	4.6	69	3	2	10	5.0	12	0
2014	NYJ	16/10	198	821	4.1	71t	6	18	123	6.8	23	1
2015	NYJ	15/14	247	1070	4.3	58	7	30	217	7.2	36	1
2016	JAX	11/1	117	439	3.8	42	3	20	186	9.3	37	0
2017	JAX	1/0	9	42	4.7	17	0	1	11	11.0	11	0
<b>NFL totals: 8 yrs. 82/38</b>			<b>1,009</b>	<b>4,512</b>	<b>4.8</b>	<b>71t</b>	<b>27</b>	<b>74</b>	<b>579</b>	<b>7.8</b>	<b>37</b>	<b>2</b>

## POSTSEASON CAREER STATISTICS

YEAR	TEAM	GP/GS	RUSHING					RECEIVING				
			NO	YDS	AVG	LG	TD	NO	YDS	AVG	LG	TD
2011	N.O.	2/0	22	70	3.2	19	0	0	0	0.0	0	0
<b>NFL totals: 7 yrs. 2/0</b>			<b>22</b>	<b>70</b>	<b>3.2</b>	<b>19</b>	<b>0</b>	<b>0</b>	<b>0</b>	<b>0.0</b>	<b>0</b>	<b>0</b>

## CAREER HIGHS

	GAME	SEASON
<b>Rushing attempts:</b>	34 (10/20/13 vs. New England)	247 (2015)
<b>Rushing yards:</b>	166 (10/4/15 at Miami)	1,070 (2015)
<b>Longest rush:</b>	71 (9/7/14 vs. Oakland)	71 (2014)
<b>Rushing touchdowns:</b>	2 (three times, last: 10/26/14 vs. Buffalo)	7 (2015)
<b>Receptions:</b>	6 (11/20/16 at Detroit)	30 (2015)
<b>Receiving yards:</b>	75 (11/20/16 at Detroit)	217 (2015)
<b>Receiving touchdowns:</b>	1 (two times, last: 10/25/15 at New England)	14 (2015)

# CHRIS IVORY

## 2017 GAME-BY-GAME STATISTICS

DATE	GAME	RUSHING					RECEIVING				
		NO	YDS	AVG	LG	TD	NO	YDS	AVG	LG	TD
09/10	at Houston	9	42	4.7	17	0	1	11	11.0	11	0
09/17	vs. Tennessee										
09/24	vs. Baltimore										
10/01	at New York Jets										
10/08	at Pittsburgh										
10/15	vs. LA Rams										
10/22	at Indianapolis										
	BYE WEEK										
11/05	vs. Cincinnati										
11/12	vs. LA Chargers										
11/19	at Cleveland										
11/26	at Arizona										
12/03	vs. Indianapolis										
12/10	vs. Seattle										
12/17	vs. Houston										
12/24	at San Francisco										
12/31	at Tennessee										
<b>2017 totals:</b>		<b>9</b>	<b>42</b>	<b>4.7</b>	<b>17</b>	<b>0</b>	<b>1</b>	<b>11</b>	<b>11.0</b>	<b>11</b>	<b>0</b>

## 2016 GAME-BY-GAME STATISTICS

DATE	GAME	RUSHING					RECEIVING				
		NO	YDS	AVG	LG	TD	NO	YDS	AVG	LG	TD
09/11	vs. Green Bay						ina				
09/18	at San Diego						ina				
09/25	vs. Baltimore	12	14	1.2	4	0	1	9	9.0	9	0
10/02	vs. Indianapolis	8	29	3.6	13	0	0	0	0.0	0	0
	BYE WEEK										
10/16	at Chicago	11	32	2.9	9	1	2	3	1.5	2	0
10/23	vs. Oakland	5	48	9.6	42	0	2	3	1.5	3	0
10/27	at Tennessee	4	6	1.5	4	0	1	6	6.0	6	0
11/06	at Kansas City	18	107	5.9	42	0	1	0	0.0	0	0
11/13	vs. Houston	9	31	3.4	13	0	2	10	5.0	8	0
11/20	at Detroit	17	39	2.3	8	0	6	75	12.5	22	0
11/27	at Buffalo	9	44	4.9	14	1	1	11	11.0	1	0
12/04	vs. Denver						ina				
12/11	vs. Minnesota						ina				
12/18	at Houston	10	44	4.4	17	0	0	0	0.0	0	0
12/24	vs. Tennessee	14	45	3.2	13	1	4	69	17.3	37	0
01/01	at Indianapolis						ina				
<b>2016 totals:</b>		<b>117</b>	<b>439</b>	<b>3.8</b>	<b>42</b>	<b>3</b>	<b>20</b>	<b>186</b>	<b>9.3</b>	<b>37</b>	<b>0</b>

## 2015 GAME-BY-GAME STATISTICS

DATE	GAME	RUSHING					RECEIVING				
		NO	YDS	AVG	LG	TD	NO	YDS	AVG	LG	TD
09/13	vs. Cleveland	20	91	4.6	19	2	1	9	9.0	9	0
09/21	at Indianapolis	14	57	4.1	19	0	2	3	1.5	2	0
09/27	vs. Philadelphia						DNP				
10/04	at Miami	29	166	5.7	24	1	0	0	0.0	0	0
	BYE WEEK										
10/18	vs. Washington	20	146	7.3	54	1	3	50	16.7	24	0
10/25	at New England	17	41	2.4	7	0	3	24	8.0	9	1
11/01	at Oakland	15	17	1.1	7	0	3	24	8.0	9	0
11/08	vs. Jacksonville	23	26	1.1	9	2	3	22	7.3	16	0
11/12	vs. Buffalo	18	99	5.5	21	0	2	36	18.0	36	0
11/22	at Houston	8	36	4.5	23	0	1	9	9.0	9	0
11/29	vs. Miami	21	87	4.1	31	1	2	15	7.5	9	0
12/06	at N.Y. Giants	10	47	4.7	20	0	5	22	4.4	11	0
12/13	vs. Tennessee	22	101	4.6	32	0	1	6	6.0	6	0
12/19	at Dallas	13	37	2.8	8	0	1	5	5.0	5	0
12/27	vs. New England	11	38	3.5	17	0	4	4	1.0	6	0
01/03	at Buffalo	6	81	13.5	58	0	0	0	0.0	0	0
<b>2015 totals:</b>		<b>247</b>	<b>1070</b>	<b>4.3</b>	<b>58</b>	<b>7</b>	<b>30</b>	<b>217</b>	<b>7.2</b>	<b>36</b>	<b>1</b>

## 2014 GAME-BY-GAME STATISTICS

DATE	GAME	RUSHING					RECEIVING				
		NO	YDS	AVG	LG	TD	NO	YDS	AVG	LG	TD
09/07	vs. Oakland	10	102	10.2	71	1	0	0	0.0	0	0
09/14	at Green Bay	13	44	3.4	9	1	1	3	3.0	3	0
09/22	vs. Chicago	10	44	4.4	17	0	4	52	13.0	23	0
09/28	vs. Detroit	17	84	4.9	17	0	2	16	8.0	8	0
10/05	at San Diego	9	44	4.9	17	0	2	16	8.0	8	0
10/12	vs. Denver	8	7	0.9	5	0	0	0	0.0	0	0
10/16	at New England	21	107	5.1	16	1	4	18	4.5	7	0
10/26	vs. Buffalo	13	43	3.3	9	2	0	0	0.0	0	0
11/02	at Kansas City	8	22	2.8	6	0	0	0	0.0	0	0
11/09	vs. Pittsburgh	14	51	3.6	12	0	0	0	0.0	0	0
	BYE WEEK										
11/24	at Buffalo	7	31	4.4	17	0	3	7	2.3	6	0
12/01	vs. Miami	16	62	3.9	11	0	0	0	0.0	0	0
12/07	at Minnesota	16	73	4.6	15	0	1	4	4.0	4	0
12/14	at Tennessee	12	25	2.1	12	1	1	1	1.0	1	0
12/21	vs. New England	11	53	4.8	16	0	0	0	0.0	0	0
12/28	at Miami	13	29	2.2	9	0	1	8	8.0	8	1
<b>2014 totals:</b>		<b>198</b>	<b>821</b>	<b>4.1</b>	<b>71</b>	<b>6</b>	<b>18</b>	<b>123</b>	<b>6.8</b>	<b>23</b>	<b>1</b>

## 2013 GAME-BY-GAME STATISTICS

DATE	GAME	RUSHING					RECEIVING				
		NO	YDS	AVG	LG	TD	NO	YDS	AVG	LG	TD
09/08	vs. Tampa Bay	10	15	1.5	7	0	0	0	0.0	0	0
09/12	at New England	12	52	4.3	11	0	0	0	0.0	0	0
09/22	vs. Buffalo	4	5	1.3	5	0	0	0	0.0	0	0
09/29	at Tennessee						ina				
10/07	at Atlanta	4	27	6.8	19	0	0	0	0.0	0	0
10/13	vs. Pittsburgh	4	16	4.0	9	0	0	0	0.0	0	0
10/20	vs. New England	34	104	3.1	17	0	1	-2	-2.0	-2	0
10/27	at Cincinnati	6	11	1.8	5	0	0	0	0.0	0	0
11/03	vs. New Orleans	18	139	7.7	52	1	0	0	0.0	0	0
	BYE WEEK										
11/17	at Buffalo	15	98	6.5	69	1	0	0	0.0	0	0
11/24	at Baltimore	9	35	3.9	17	0	0	0	0.0	0	0
12/01	vs. Miami	12	61	5.1	32	0	1	12	12.0	12	0
12/08	vs. Oakland	18	76	4.2	15	1	0	0	0.0	0	0
12/15	at Carolina	11	66	5.5	28	0	0	0	0.0	0	0
12/22	vs. Cleveland	20	109	5.5	28	0	0	0	0.0	0	0
12/29	at Miami	5	19	3.8	5	0	0	0	0.0	0	0
<b>2013 totals:</b>		<b>182</b>	<b>833</b>	<b>4.6</b>	<b>69</b>	<b>3</b>	<b>2</b>	<b>10</b>	<b>5.0</b>	<b>12</b>	<b>0</b>

## 2012 GAME-BY-GAME STATISTICS

DATE	GAME	RUSHING					RECEIVING				
		NO	YDS	AVG	LG	TD	NO	YDS	AVG	LG	TD
09/09	vs. Washington						ina				
09/16	at Carolina						ina				
09/23	vs. Kansas City						ina				
09/30	at Green Bay						ina				
10/07	vs. San Diego						DNP				
	BYE WEEK										
10/21	at Tampa Bay						ina				
10/28	at Denver						DNP				
11/05	vs. Philadelphia	10	48	4.8	22	1	1	2	2.0	2	0
11/11	vs. Atlanta	7	72	10.3	56	1	1	13	13.0	13	0
11/18	at Oakland	8	37	4.6	25	0	0	0	0.0	0	0
11/25	vs. San Francisco	8	34	4.3	7	0	0	0	0.0	0	0
11/29	at Atlanta	3	4	1.3	6	0	0	0	0.0	0	0
12/09	at N.Y. Giants						ina				
12/16	vs. Tampa Bay						ina				
12/23	at Dallas						ina				
12/30	vs. Carolina	4	22	5.5	11	0	0	0	0.0	0	0
<b>2012 totals:</b>		<b>40</b>	<b>217</b>	<b>5.4</b>	<b>56</b>	<b>2</b>	<b>2</b>	<b>15</b>	<b>7.5</b>	<b>13</b>	<b>0</b>

# CHRIS IVORY



## 2011 GAME-BY-GAME STATISTICS

DATE	GAME	RUSHING					RECEIVING					
		NO	YDS	AVG	LG	TD	NO	YDS	AVG	LG	TD	
09/08	at G.B.											
09/18	vs. Chicago											
09/25	vs. Houston											
10/02	at Jacksonville											
10/09	at Carolina											
10/16	at Tampa Bay											
10/23	vs. Indianapolis											
10/30	at St. Louis	6	18	3.0	6	0	0	0	0.0	0	0	0
11/06	vs. Tampa Bay	15	67	4.5	12	0	0	0	0.0	0	0	0
11/13	at Atlanta											
	BYE WEEK											
11/28	vs. N.Y. Giants											
12/04	vs. Detroit											
12/11	vs. Tennessee	13	53	4.1	25	0	0	0	0.0	0	0	0
12/18	vs. Minnesota	18	74	4.1	12	0	0	0	0.0	0	0	0
12/26	vs. Atlanta	8	35	4.4	11	0	0	0	0.0	0	0	0
01/01	vs. Carolina	19	127	6.7	35t	1	0	0	0.0	0	0	0
<b>2011 totals:</b>		<b>79</b>	<b>374</b>	<b>4.7</b>	<b>35t</b>	<b>1</b>	<b>0</b>	<b>0</b>	<b>0.0</b>	<b>0</b>	<b>0</b>	<b>0</b>
01/07	vs. Detroit	13	47	3.6	19	0	0	0	0.0	0	0	0
01/14	at San Francisco	9	23	2.6	7	0	0	0	0.0	0	0	0
<b>Postseason totals:</b>		<b>22</b>	<b>70</b>	<b>3.2</b>	<b>19</b>	<b>0</b>	<b>0</b>	<b>0</b>	<b>0.0</b>	<b>0</b>	<b>0</b>	<b>0</b>



## 2010 GAME-BY-GAME STATISTICS

DATE	GAME	RUSHING					RECEIVING					
		NO	YDS	AVG	LG	TD	NO	YDS	AVG	LG	TD	
09/09	vs. Minnesota											
09/20	at San Francisco											
09/26	vs. Atlanta	7	13	1.9	9	0	0	0	0.0	0	0	0
10/03	vs. Carolina	12	67	5.6	14	0	0	0	0.0	0	0	0
10/10	at Arizona	10	39	3.9	14	0	0	0	0.0	0	0	0
10/17	at Tampa Bay	15	158	10.5	33	0	1	17	17.0	17	0	0
10/24	vs. Cleveland	15	48	3.2	8	0	0	0	0.0	0	0	0
10/31	vs. Pittsburgh	7	7	1.0	6	0	0	0	0.0	0	0	0
11/07	at Carolina	12	50	4.2	11	0	0	0	0.0	0	0	0
	BYE WEEK											
11/21	vs. Seattle	23	99	4.3	24	1	0	0	0.0	0	0	0
11/25	at Dallas	7	38	5.4	17	2	0	0	0.0	0	0	0
12/05	at Cincinnati	15	117	7.8	55t	2	0	0	0.0	0	0	0
12/12	vs. St. Louis	7	47	6.7	18	0	0	0	0.0	0	0	0
12/19	at Baltimore											
12/27	at Atlanta											
01/02	vs. Tampa Bay	7	33	4.7	11	0	0	0	0.0	0	0	0
<b>2010 totals:</b>		<b>137</b>	<b>716</b>	<b>5.2</b>	<b>55t</b>	<b>5</b>	<b>1</b>	<b>17</b>	<b>17.0</b>	<b>17</b>	<b>0</b>	<b>0</b>



# MYLES JACK

44

## MYLES JACK

LINEBACKER

6-1 244 LBS

UCLA

BORN SEPTEMBER 3, 1995

SCOTTSDALE, ARIZONA

ACQ: 2ND ROUND OF 2016 DRAFT (36TH)

EXP: 2ND YEAR



### TRANSACTIONS

Originally drafted by Jacksonville in the second round (36th overall) of the 2016 draft on choice obtained from Baltimore for Jaguars' second (38th overall)- and fifth (146th overall)-round choices

### PRO (Games played/started - 17/11)

Made his NFL and Jaguars debut in the team's season opener in 2016

### 2017 (w/ JAX - 1/1)

- **9/10 at HOU:** Started at SLB and led the team with 14 tackles (eight solo) and also had one tackle for a loss

### 2016 (w/ JAX - 16/10)

Played in all 16 games starting at OTTO in 10 his rookie ... Totaled 22 tackles (16 solo) to rank tied for 12th on the team in tackles

- **9/11 vs. G.B.:** Played in 12 snaps on special teams in NFL and team debut
- **9/18 at S.D.:** Saw action at LB, making two solo tackles, and on special teams
- **9/25 vs. BAL:** Saw action on special teams
- **10/2 vs. IND:** Earned his first career start at OTTO and made four tackles (three solo) and one pass defended
- **10/16 at CHI:** Started at OTTO and made one solo tackle
- **10/23 vs. OAK:** Started at OTTO and recorded one solo tackle and saw time on special teams
- **10/27 at TEN:** Started at OTTO and saw action on special teams
- **11/6 at K.C.:** Started at OTTO and made one solo tackle
- **11/13 vs. HOU:** Started at OTTO and made two solo tackles, including one special teams tackle
- **11/20 at DET:** Saw action at OTTO and posted three tackles (two solo), including one tackle for loss
- **11/27 at BUF:** Started at OTTO and made five tackles (two solo), including his first career half-sack
- **12/4 vs. DEN:** Started at OTTO and made one solo tackle
- **12/11 vs. MIN:** Saw action at OTTO and made one tackle
- **12/18 at HOU:** Saw action at OTTO and made one tackle
- **12/24 vs. TEN:** Saw action at OTTO
- **1/1 at IND:** Started at OTTO and recorded one pass defended

### COLLEGE (at UCLA, 2013-15)

As a junior, started in all three games he played before injuring his knee in practice ... Registered 15 tackles ... Starter in all 13 games at LB and named second-team all-conference ... Finished second on the team with 88 tackles, 8.0 for loss, and seven passes defended ... As a freshman, saw action in all 13 games with 12 starts, 11 at LB and one at RB ... Finalist for the Paul Hornung Award as the nation's most versatile player ... Named first-team All-America by Athlon Sports as an all-purpose player and honorable mention All-America by SI.com ... First-team Freshman All-America selection by Sporting News ... Named both offensive and defensive freshman of the year in the Pac-12 by coaches ... Earned second-team All-Pac-12 honors ... His 75 tackles ranked fifth on the team and as the second-most ever by a true freshman ... Led team with 11 passes defended ... Scored seven rushing touchdowns on the season (second on the school's freshman list behind DeShaun Foster in 1998) ... Earned a spot on the Athletic Director's Academic Honor Roll in 2013 Fall and 2014 Winter quarters

### PERSONAL

- A four-star recruit from Bellevue (Wash.) High School, according to both scout.com and rivals.com
- Ranked as the nation's No. 4 OLB and No. 1 in the west
- Also played running back in high school for an offense that averaged more than 46 points per game his senior season
- Selected to play in the U.S. Army All-American game, where he posted five tackles
- Earned letters in track (three) and basketball (one)
- Son of H. David Jack and La Sonjia (Fisher) Jack
- Has one brother, Jahlen
- Twitter handle is @MylesJack

### REGULAR SEASON CAREER STATISTICS

YEAR	TEAM	GP/GS	TKL	SOLO	ASST	SACKS	FF	FR	PD	TFL
2016	JAX	16/10	22	16	6	0.5	0	0	2	1
2017	JAX	1/1	14	8	6	0.0	0	0	0	1
<b>NFL totals: 2 yr. 17/11</b>			<b>36</b>	<b>24</b>	<b>12</b>	<b>0.5</b>	<b>0</b>	<b>0</b>	<b>2</b>	<b>2</b>

### 2016 GAME-BY-GAME STATISTICS

DATE	OPP	TKL	SOLO	ASST	ST	SACKS	FF	FR	PD	TFL
09/10	at Houston	14	8	6	0	0.0	0	0	0	1
09/17	vs. Tennessee									
09/24	vs. Baltimore									
10/01	at New York Jets									
10/08	at Pittsburgh									
10/15	vs. LA Rams									
10/22	at Indianapolis									
	BYE WEEK									
11/05	vs. Cincinnati									
11/12	vs. LA Chargers									
11/19	at Cleveland									
11/26	at Arizona									
12/03	vs. Indianapolis									
12/10	vs. Seattle									
12/17	vs. Houston									
12/24	at San Francisco									
12/31	at Tennessee									
<b>2017 totals:</b>		<b>14</b>	<b>8</b>	<b>6</b>	<b>0</b>	<b>0.0</b>	<b>0</b>	<b>0</b>	<b>0</b>	<b>1</b>

### 2016 GAME-BY-GAME STATISTICS

DATE	OPP	TKL	SOLO	ASST	ST	SACKS	FF	FR	PD	TFL
09/11	vs. Green Bay	0	0	0	0	0.0	0	0	0	0
09/18	at San Diego	2	2	0	0	0.0	0	0	0	0
09/25	vs. Baltimore	0	0	0	0	0.0	0	0	0	0
10/02	vs. Indianapolis	4	3	1	0	0.0	0	0	1	0
	BYE WEEK									
10/16	at Chicago	1	1	0	0	0.0	0	0	0	0
10/23	vs. Oakland	1	1	0	0	0.0	0	0	0	0
10/27	at Tennessee	0	0	0	0	0.0	0	0	0	0
11/06	at Kansas City	1	1	0	0	0.0	0	0	0	0
11/13	vs. Houston	2	2	0	0	0.0	0	0	0	0
11/20	at Detroit	3	2	1	0	0.0	0	0	0	1
11/27	at Buffalo	5	2	3	0	0.5	0	0	0	0
12/04	vs. Denver	1	1	0	0	0.0	0	0	0	0
12/11	vs. Minnesota	1	0	1	0	0.0	0	0	0	0
12/18	at Houston	1	1	0	0	0.0	0	0	0	0
12/24	vs. Tennessee	0	0	0	0	0.0	0	0	0	0
01/01	at Indianapolis	0	0	0	0	0.0	0	0	1	0
<b>2016 totals:</b>		<b>22</b>	<b>16</b>	<b>6</b>	<b>0</b>	<b>0.5</b>	<b>0</b>	<b>0</b>	<b>2</b>	<b>1</b>

# MALIK JACKSON

97

## MALIK JACKSON

DEFENSIVE LINEMAN

6-5 290 LBS.


TENNESSEE

BORN JANUARY 11, 1990

VAN NUYS, CALIFORNIA

ACQ: UFA (DENVER) 2016

EXP: 6TH YEAR



### TRANSACTIONS

Originally selected by Denver in the fifth round (137th overall) of the 2012 NFL Draft ... Signed by Jacksonville as an unrestricted free agent on 3/10/16

### PRO (Games played/started - 79/41, 8/7)

- Sixth-year defensive lineman joined the Jaguars after spending four years in Denver
- Has played in 62 regular season games (24 starts) and eight playoff contests (seven starts) during his first four years with the Broncos
- Has recorded 21 tackles (16 solo), two passes defended, two forced fumbles, one sack and one fumble recovery in eight playoff games

### 2017 (w/ JAX - 1/1)

- **9/10 at HOU:** Started at DT and recorded three solo tackles, one sack, one tackle for a loss and one pass defended

### 2016 (w/ JAX - 16/16)

Started all 16 games at DT ... Led the team in passes defended (19) and ranked the fifth-most in the NFL among defensive linemen ... Totaled the second-most tackles for loss (11) and sacks (6.5)

- **9/11 vs. G.B.:** Started at DT in his Jaguars debut
- **9/18 at S.D.:** Started at DT and made two tackles (one solo), including one tackle for loss
- **9/25 vs. BAL:** Registered his first sack of the season and first sack as a Jaguar
- **10/2 vs. IND:** Posted a season-high five solo tackles, including one tackle for loss, and one pass defended
- **10/16 at CHI:** Started at DT and made three tackles, including one tackle for loss
- **10/23 vs. OAK:** Started at DT and recorded one quarterback hit
- **10/27 at TEN:** Started at DT
- **11/6 at K.C.:** Started at DT, making one tackle and was credited with 0.5 sack
- **11/13 vs. HOU:** Started at DT and made four solo tackles
- **11/20 at DET:** Started at DT and tallied two tackles (one solo) and one sack
- **11/27 at BUF:** Started at DT and made five tackles (four solo), including 2.0 sacks
- **12/4 vs. DEN:** Started at DT and made two solo tackles
- **12/11 vs. MIN:** Started at DT and made one solo tackle and one fumble recovery
- **12/18 at HOU:** Started at DT and recorded three tackles (one solo), one tackle for a loss and one pass defended
- **12/24 vs. TEN:** Tallied one tackle for loss and one pass defended
- **1/1 at IND:** Started at DT and tallied two solo tackles, tied a career-high with 2.0 sacks and also registered two tackles for a loss

### 2015 (w/ DEN - 16/16, 3/3)

Started all 16 games for the first time in his career, finishing with a career-high 45 tackles (34 solo), 5.0 sacks and a career-best seven passes defended ... Started all three of Denver's postseason contests and tallied nine tackles (eight solo) and a fumble recovery for a TD in Super Bowl 50

- **9/17 vs. K.C.:** Finished with three tackles, one sack and one pass defended that led to CB Chris Harris Jr.'s interception at the Broncos' 10-yard line
- **9/27 at DET:** Posted three tackles, one fumble recovery and 0.5 sacks
- **10/11 at OAK:** Registered six tackles (five solo) and one sack
- **10/18 at CLE:** Posted four tackles (three solo), two tackles for loss and one sack
- **12/20 at PIT:** Tallied five tackles (four solo) and 1.5 sacks
- **2/7 vs. CAR (Super Bowl 50):** Recorded five tackles (five solo) and recovered a fumble in the end zone, marking the seventh fumble recovery for a touchdown in Super Bowl history

### 2014 (w/ DEN - 16/3, 1/1)

Played all 16 games for the second consecutive season and totaled 42 tackles (33 solo), four passes defended, three sacks and one forced fumble ... Was part of a rushing defense that allowed just 79.8 rushing yards per game, the lowest single-season figure in team history and the NFL's second-best mark in 2014

- **9/7 vs. IND:** Posted two tackles (one solo) and 0.5 sacks in season opener
- **10/5 vs. ARI:** Had two tackles (one solo) and 0.5 sacks
- **12/7 vs. BUF:** Tallied a season-high six tackles (six solo) and one sack
- **1/11 vs. IND:** Posted four tackles (one solo) in AFC Divisional Playoff Game

### 2013 (w/ DEN - 16/5, 3/3)

Played all 16 regular season games (five starts) and led Denver's defensive line with 42 tackles ... Ranked second on the team with six sacks and led the team with 11 tackles for loss ... Added four passes defended and one forced fumble ... Started in all three postseason games for the Broncos and made eight tackles (seven solo), one

sack and two passes defended

- **9/23 vs. OAK:** Recorded his first career sack, splitting it with LB Wesley Woodyard
- **10/13 vs. JAX:** Posted a season-high seven tackles (five solo), two sacks and one pass defended
- **12/1 at K.C.:** Made his first NFL start ... Forced his first career fumble while adding two solo tackles
- **1/12 vs. S.D.:** Made his first postseason start and registered three tackles and one sack in team's AFC Divisional Playoff Game

### 2012 (w/ DEN - 14/0, 1/0)

Played 14 games as a rookie and totaled five tackles (three solo)

### COLLEGE (at Southern California, 2008-09; at Tennessee, 2010-11)

- Played 46 games (24 starts) at Southern California and Tennessee and made 136 tackles (67 solo), 13 sacks, four forced fumbles and one fumble recovery
- Earned first-team All-SEC as a senior and second-team all-conference as a junior
- As a senior, led the Volunteers in tackles for loss (11) and sacks (2.5)
- Saw action in 21 games as a reserve defensive lineman at USC and recorded 22 tackles (15 solo), 5.5 sacks and two forced fumbles

### PERSONAL

- Made 103 tackles and 14.5 sacks at Birmingham High School in Van Nuys, Calif.
- Helped lead Birmingham to the 2006 Los Angeles City title with 10.5 sacks as a junior
- Twin brother, Marquis, was all-conference DE for Texas Southern University from 2010-11
- Twitter handle is @TheMalikJackson



### REGULAR SEASON CAREER STATISTICS

YEAR	TEAM	GP/GS	TKL	SOLO	ASST	SACKS	FF	FR	PD
2012	DEN	14/0	5	3	2	0.0	0	0	0
2013	DEN	16/5	42	30	12	6.0	1	0	4
2014	DEN	16/3	42	33	9	3.0	1	0	4
2015	DEN	16/16	45	34	11	5.0	0	2	7
2016	JAX	16/16	33	28	5	6.5	0	1	3
2017	JAX	1/1	3	3	0	1.0	0	0	1
<b>NFL totals: 6 yrs.</b>		<b>79/41</b>	<b>170</b>	<b>131</b>	<b>39</b>	<b>21.5</b>	<b>2</b>	<b>3</b>	<b>19</b>



### POSTSEASON CAREER STATISTICS

YEAR	TEAM	GP/GS	TKL	SOLO	ASST	SACKS	FF	FR	PD
2012	DEN	1/0	0	0	0	0.0	0	0	0
2013	DEN	3/3	8	7	1	1.0	0	0	2
2014	DEN	1/1	4	1	3	0.0	0	0	0
2015	DEN	3/3	9	8	1	0.0	0	1	0
<b>NFL totals: 4 yrs.</b>		<b>8/7</b>	<b>21</b>	<b>16</b>	<b>5</b>	<b>1.0</b>	<b>0</b>	<b>1</b>	<b>2</b>



### CAREER HIGHS

	GAME	SEASON
<b>Tackles:</b>	7 (10/13/13 vs. Jacksonville)	45 (2015)
<b>Sacks:</b>	2.0 (three times, last: 1/1/17 at IND)	6.5 (2016)
<b>Forced fumbles:</b>	1 (twice, last: 11/9/14 at Oakland)	1 (2013 & 2014)
<b>Fumble recoveries:</b>	1 (three times last: 12/11/16 vs. MIN)	2 (2015)
<b>Passes defended:</b>	2 (six times, last: 12/13/15 vs. Oakland)	7 (2015)



### 2017 GAME-BY-GAME STATISTICS

DATE	OPP	TKL	SOLO	ASST	SACKS	FF	FR	PD	TFL
09/10	at Houston	3	3	0	1.0	0	0	1	1
09/17	vs. Tennessee								
09/24	vs. Baltimore								
10/01	at New York Jets								
10/08	at Pittsburgh								
10/15	vs. LA Rams								
10/22	at Indianapolis								
BYE WEEK									
11/05	vs. Cincinnati								
11/12	vs. LA Chargers								
11/19	at Cleveland								
11/26	at Arizona								
12/03	vs. Indianapolis								
12/10	vs. Seattle								
12/17	vs. Houston								
12/24	at San Francisco								
12/31	at Tennessee								
<b>2017 totals:</b>		<b>3</b>	<b>3</b>	<b>0</b>	<b>1.0</b>	<b>0</b>	<b>0</b>	<b>1</b>	<b>1</b>

# MALIK JACKSON

## 2016 GAME-BY-GAME STATISTICS

DATE	OPP	TKL	SOLO	ASST	SACKS	FF	FR	PD	TFL
09/11	vs. Green Bay	0	0	0	0.0	0	0	0	0
09/18	at San Diego	2	1	1	0.0	0	0	0	1
09/25	vs. Baltimore	2	2	0	1.0	0	0	0	1
10/02	vs. Indianapolis	5	5	0	0.0	0	0	1	1
BYE WEEK									
10/16	at Chicago	3	3	0	0.0	0	0	0	1
10/23	vs. Oakland	0	0	0	0.0	0	0	0	0
10/27	at Tennessee	0	0	0	0.0	0	0	0	0
11/06	at Kansas City	1	0	1	0.5	0	0	0	0
11/13	vs. Houston	4	4	0	0.0	0	0	0	0
11/20	at Detroit	2	1	1	1.0	0	0	0	1
11/27	at Buffalo	5	4	1	2.0	0	0	0	2
12/04	vs. Denver	2	2	0	0.0	0	0	0	0
12/11	vs. Minnesota	1	1	0	0.0	0	1	0	0
12/18	at Houston	3	2	1	0.0	0	0	1	1
12/24	vs. Tennessee	1	1	0	0.0	0	0	1	1
01/01	at Indianapolis	2	2	0	2.0	0	0	0	2
<b>2016 totals:</b>		<b>33</b>	<b>28</b>	<b>5</b>	<b>6.5</b>	<b>0</b>	<b>1</b>	<b>3</b>	<b>11</b>

## 2015 GAME-BY-GAME STATISTICS

DATE	OPP.	TKL	SOLO	ASST	SACKS	FF	FR	PD
09/13	vs. Baltimore	3	0	3	0.0	0	0	0
09/17	at Kansas City	3	0	3	1.0	0	0	0
09/27	at Detroit	2	1	1	0.5	0	1	0
10/04	vs. Minnesota	2	1	1	0.0	0	0	0
10/11	at Oakland	6	5	1	1.0	0	0	0
10/18	at Cleveland	4	3	1	1.0	0	0	0
11/01	vs. Green Bay	2	1	1	0.0	0	0	1
11/08	at Indianapolis	5	3	2	0.0	0	0	2
11/15	vs. Kansas City	3	3	0	0.0	0	0	0
11/22	at Chicago	0	0	0	0.0	0	1	0
11/29	vs. New England	1	0	1	0.0	0	0	0
12/06	at San Diego	2	2	0	0.0	0	0	2
12/13	vs. Oakland	2	2	0	0.0	0	0	2
12/20	at Pittsburgh	5	3	2	1.5	0	0	0
12/28	vs. Cincinnati	3	2	1	0.0	0	0	0
01/03	vs. San Diego	2	2	0	0.0	0	0	0
<b>2015 totals:</b>		<b>45</b>	<b>34</b>	<b>11</b>	<b>5.0</b>	<b>0</b>	<b>2</b>	<b>7</b>

01/17	vs. Pittsburgh	2	1	1	0.0	0	0	0
01/24	vs. New England	2	2	0	0.0	0	0	0
02/07	vs. Carolina	5	5	0	0.0	0	1	0
<b>Postseason totals:</b>		<b>9</b>	<b>8</b>	<b>1</b>	<b>0.0</b>	<b>0</b>	<b>1</b>	<b>0</b>

## 2014 GAME-BY-GAME STATISTICS

DATE	OPP.	TKL	SOLO	ASST	SACKS	FF	FR	PD	
09/07	vs. Indianapolis	2	1	1	0.5	0	0	0	
09/14	vs. Kansas City	1	1	0	0.0	0	0	0	
09/21	at Seattle	5	0	5	0.0	0	0	0	
BYE WEEK									
10/05	vs. Arizona	2	1	1	0.5	0	0	0	
10/12	at N.Y. Jets	4	3	1	0.0	0	0	0	
10/19	vs. San Francisco	1	1	0	1.0	0	0	0	
10/23	vs. San Diego	1	1	0	1.0	0	0	0	
11/02	at New England	2	1	1	0.0	0	0	0	
11/09	at Oakland	1	1	0	0.0	1	0	0	
11/16	at St. Louis	5	5	0	0.0	0	0	0	
11/23	vs. Miami	3	3	0	0.0	0	0	0	
11/30	at Kansas City	0	0	0	0.0	0	0	0	
12/07	vs. Buffalo	6	6	0	1.0	0	0	0	
12/14	at San Diego	2	2	0	0.0	0	0	2	
12/22	at Cincinnati	5	5	0	0.0	0	0	0	
12/28	vs. Oakland	2	2	0	0.0	0	0	2	
<b>2014 Totals:</b>		<b>42</b>	<b>33</b>	<b>9</b>	<b>3.0</b>	<b>1</b>	<b>0</b>	<b>4</b>	

01/11	vs. Indianapolis	4	1	3	0.0	0	0	0
<b>Postseason totals:</b>		<b>4</b>	<b>1</b>	<b>3</b>	<b>0.0</b>	<b>0</b>	<b>0</b>	<b>0</b>

## 2013 GAME-BY-GAME STATISTICS

DATE	OPP.	TKL	SOLO	ASST	SACKS	FF	FR	PD
09/05	vs. Baltimore	1	0	1	0.0	0	0	0
09/15	at N.Y. Giants	2	2	0	0.0	0	0	0
09/23	vs. Oakland	1	0	1	0.5	0	0	0
09/29	vs. Philadelphia	0	0	0	0.0	0	0	0
10/06	at Dallas	2	1	1	1.0	0	0	0
10/13	vs. Jacksonville	7	5	2	2.0	0	0	1
10/20	at Indianapolis	3	1	2	0.0	0	0	1
10/27	vs. Washington	1	1	0	0.0	0	0	0
11/10	at San Diego	3	1	2	0.5	0	0	2
11/17	vs. Kansas City	3	1	2	0.0	0	0	2
11/24	at New England	1	1	0	0.0	0	0	0
12/01	at Kansas City	2	2	0	0.0	1	0	0
12/08	vs. Tennessee	4	4	0	1.0	0	0	0
12/12	vs. San Diego	3	3	0	0.0	0	0	0
12/22	at Houston	5	4	1	0.0	0	0	0
12/29	at Oakland	4	4	0	1.0	0	0	0
<b>2013 Totals:</b>		<b>42</b>	<b>30</b>	<b>12</b>	<b>6.0</b>	<b>1</b>	<b>0</b>	<b>4</b>

01/12	vs. San Diego	3	3	0	1.0	0	0	0
01/19	vs. New England	0	0	0	0.0	0	0	1
02/02	vs. Seattle	5	4	1	0.0	0	0	1
<b>Postseason totals:</b>		<b>8</b>	<b>7</b>	<b>1</b>	<b>1.0</b>	<b>0</b>	<b>0</b>	<b>2</b>

## 2012 GAME-BY-GAME STATISTICS

DATE	OPP.	TKL	SOLO	ASST	SACKS	FF	FR	PD	
09/09	vs. Pittsburgh				ina				
09/17	at Atlanta	0	0	0	0.0	0	0	0	
09/23	vs. Houston	1	1	0	0.0	0	0	0	
09/30	vs. Oakland	0	0	0	0.0	0	0	0	
10/07	at New England	1	1	0	0.0	0	0	0	
10/15	at San Diego				DNP				
BYE WEEK									
10/28	vs. San Diego	0	0	0	0.0	0	0	0	
11/04	at Cincinnati	0	0	0	0.0	0	0	0	
11/11	at Carolina	1	1	0	0.0	0	0	0	
11/18	vs. San Diego	0	0	0	0.0	0	0	0	
11/25	at Kansas City	0	0	0	0.0	0	0	0	
12/02	vs. Tampa Bay	0	0	0	0.0	0	0	0	
12/06	at Oakland	0	0	0	0.0	0	0	0	
12/16	at Baltimore	0	0	0	0.0	0	0	0	
12/23	vs. Cleveland	1	0	1	0.0	0	0	0	
12/30	vs. Kansas City	1	1	0	0.0	0	0	0	
<b>2012 Totals:</b>		<b>42</b>	<b>30</b>	<b>12</b>	<b>6.0</b>	<b>1</b>	<b>0</b>	<b>4</b>	

01/12	vs. Baltimore	1	0	1	0.0	0	0	0
<b>Postseason totals:</b>		<b>1</b>	<b>0</b>	<b>1</b>	<b>0.0</b>	<b>0</b>	<b>0</b>	<b>0</b>



# ABRY JONES

95

## ABRY JONES



DEFENSIVE TACKLE

6-4 318 LBS

GEORGIA

BORN SEPTEMBER 8, 1991

WARNER ROBINS, GEORGIA

ACQ: FREE AGENT 2013

EXP: 5TH YEAR

### TRANSACTIONS

Originally signed by Jacksonville as an undrafted rookie on 4/27/13 ... Placed on injured reserve on 1/1/16

### PRO (Games played/started - 55/12)

- Earned roster spot as an undrafted rookie in 2013
- Played in all 16 games in 2014

### 2017 (w/ JAX - 1/1)

- **9/10 at HOU:** Started at DT and assisted on two tackles and recorded a half sack, two quarterback hits and recovered one fumble

### 2016 (w/ JAX - 15/9)

Started nine of 15 games played ... Totaled 32 tackles (26 solo), including four for a loss, and one PD

- **9/11 vs. G.B.:** Played five snaps at DT and 17 on special teams
- **9/18 at S.D.:** Saw action at DT and made one tackle
- **9/25 vs. BAL:** Saw action at DT and on special teams
- **10/2 vs. IND:** Saw action at DT and made two tackles (one solo)
- **10/16 at CHI:** Saw action at DT, making two solo tackles, including one tackle for loss
- **10/23 vs. OAK:** Totaled three solo tackles, including one tackle for a loss
- **10/27 at TEN:** Started at DT and had three tackles (two solo)
- **11/6 at K.C.:** Started at DT and made two solo tackles
- **11/13 vs. HOU:** Started at DT and made two solo tackles
- **11/20 at DET:** Started at DT and made five tackles (four solo), including one tackle for loss and one pass defensed
- **11/27 at BUF:** Inactive (ankle)
- **12/4 vs. DEN:** Started at DT and made two solo tackles
- **12/11 vs. MIN:** Started at DT and made one solo tackle
- **12/18 at HOU:** Started at DT and recorded three tackles (two solo) and had one tackle for a loss
- **12/24 vs. TEN:** Started at DT and made three tackles (two solo)
- **1/1 at IND:** Started at DT and made three solo tackles

### 2015 (w/ JAX - 15/0)

Played in 15 games before being placed on the team's injured reserve list for the final regular season game ... Totaled 16 tackles (seven solo), 2.0 sacks, one forced fumble and one fumble recovery

- **10/4 at IND:** Saw action at DT and special teams, and recorded his first career fumble recovery
- **10/11 at T.B.:** Made five tackles (three solo), including two tackles for loss and recorded one pass defensed
- **10/25 vs. BUF:** Made one tackle (one solo), including one sack
- **11/15 at BAL:** Made four tackles (one solo), including a sack-fumble that was recovered by DT **Tyson Alualu**

### 2014 (w/ JAX - 16/2)

Played in all 16 games for the first time in his career and registered a career-best 39 tackles (23 solo), three sacks, four tackles for loss, three quarterback hits and one forced fumble

- **10/5 vs. PIT:** Registered a career-high two sacks including a sack/forced fumble of QB **Ben Roethlisberger** early in the fourth quarter ... Also sacked Roethlisberger in the second quarter ... Added one QB pressure and one tackle for loss
- **10/19 vs. CLE:** Made three solo tackles, one QB hit and one tackle for loss ...
- **12/7 vs. HOU:** Saw action at DT and matched his season-high with four tackles (three solo)
- **12/18 vs. TEN:** Made first career start and totaled a career-high five tackles (three solo) along with one sack ... Sacked QB **Charlie Whitehurst** for a three-yard loss on the opening possession
- **12/28 at HOU:** Started for the second consecutive game and totaled three tackles (one solo)

### 2013 (w/ JAX - 8/0)

Played in eight games as a rookie after earning a roster spot as an undrafted free agent ... Totaled nine tackles, 0.5 sacks and one QB hit

- **10/6 at STL:** Made NFL debut on and saw action on defense
- **10/20 vs. SD:** Made first career tackle
- **12/22 vs. TEN:** Saw extensive action in DL rotation and posted a career-high four tackles (three solo), one QB hit and split a sack with LB **Paul Posluszny** in the first

quarter

- **12/29 at IND:** Totaled two solo tackles in season-finale

### COLLEGE (at Georgia, 2009-12)

- Three-year letterman and appeared in 46 games, making 26 starts at DE and DT
- Career totals include 107 tackles (52 solo), 35 QB pressures, 13.5 tackles for a loss, 5.0 sacks and two forced fumbles
- Received the David Jacobs Award as a player who, by example, portray courage, spirit, character and determination
- Majored in communication studies

### PERSONAL

- Attended Northside (Ga.) High School
- USA Today All-USA second-team selection
- Twitter handle is @JUSTAB3



### REGULAR SEASON CAREER STATISTICS

YEAR	TEAM	GP/GS	TKL	SOLO	ASST	SACKS	FF	FR	PD	TFL
2013	JAX	8/0	9	8	1	0.5	0	0	0	0
2014	JAX	16/2	39	23	16	3.0	1	0	1	3
2015	JAX	15/0	16	7	9	2.0	1	1	2	3
2016	JAX	15/9	32	26	6	0.0	0	0	1	4
2017	JAX	1/1	2	0	2	0.5	0	1	0	0
<b>NFL totals: 5 yrs.</b>		<b>55/12</b>	<b>98</b>	<b>64</b>	<b>34</b>	<b>6.0</b>	<b>2</b>	<b>2</b>	<b>4</b>	<b>10</b>



### CAREER HIGHS

	GAME	SEASON
<b>Tackles:</b>	5 (three times, last: 10/20/16 at DET)	39 (2014)
<b>Sacks:</b>	2.0 (10/5/14 vs. PIT)	3.0 (2014)
<b>Forced fumbles:</b>	1 (twice, last: 11/15/15 at BAL)	1 (2014 & 2015)
<b>Fumble recoveries:</b>	1 (10/4/15 at IND)	1 (2014)
<b>Passes defensed:</b>	1 (four times, last: 10/20/16 at DET)	2 (2015)



### 2017 GAME-BY-GAME STATISTICS

DATE	OPP	TKL	SOLO	ASST	ST	SACKS	FF	FR	PD	TFL
09/10	at Houston	2	0	2	0	0.5	0	1	0	0
09/17	vs. Tennessee									
09/24	vs. Baltimore									
10/01	at New York Jets									
10/08	at Pittsburgh									
10/15	vs. LA Rams									
10/22	at Indianapolis									
	BYE WEEK									
11/05	vs. Cincinnati									
11/12	vs. LA Chargers									
11/19	at Cleveland									
11/26	at Arizona									
12/03	vs. Indianapolis									
12/10	vs. Seattle									
12/17	vs. Houston									
12/24	at San Francisco									
12/31	at Tennessee									
<b>2017 totals:</b>		<b>2</b>	<b>0</b>	<b>2</b>	<b>0</b>	<b>0.5</b>	<b>0</b>	<b>1</b>	<b>0</b>	<b>0</b>



### 2016 GAME-BY-GAME STATISTICS

DATE	OPP	TKL	SOLO	ASST	ST	SACKS	FF	FR	PD	TFL
09/11	vs. Green Bay	0	0	0	0	0.0	0	0	0	0
09/18	at San Diego	1	0	1	0	0.0	0	0	0	0
09/25	vs. Baltimore	0	0	0	0	0.0	0	0	0	0
10/02	vs. Indianapolis	2	1	1	0	0.0	0	0	0	0
	BYE WEEK									
10/16	at Chicago	2	2	0	0	0.0	0	0	0	1
10/23	vs. Oakland	3	3	0	0	0.0	0	0	0	1
10/27	at Tennessee	3	2	1	0	0.0	0	0	0	0
11/06	at Kansas City	2	2	0	0	0.0	0	0	0	0
11/13	vs. Houston	2	2	0	0	0.0	0	0	0	0
11/20	at Detroit	5	4	1	0	0.0	0	0	1	1
11/27	at Buffalo									
12/04	vs. Denver	2	2	0	0	0.0	0	0	0	0
12/11	vs. Minnesota	1	1	0	0	0.0	0	0	0	0
12/18	at Houston	3	2	1	0	0.0	0	0	0	1
12/24	vs. Tennessee	3	2	1	0	0.0	0	0	0	0
01/01	at Indianapolis	3	3	0	0	0.0	0	0	0	0
<b>2016 totals:</b>		<b>32</b>	<b>26</b>	<b>6</b>	<b>0</b>	<b>0.0</b>	<b>0</b>	<b>0</b>	<b>1</b>	<b>4</b>



# ABRY JONES



## 2015 GAME-BY-GAME STATISTICS

DATE	GAME	TKL	SOLO	ASST	ST	SACKS	FF	FR	PD	TFL
09/13	vs. Carolina	0	0	0	0	0.0	0	0	0	0
09/20	vs. Miami	0	0	0	0	0.0	0	0	0	0
09/27	at New England	1	0	1	0	0.0	0	0	1	0
10/04	at Indianapolis	0	0	0	0	0.0	0	1	0	0
10/11	at Tampa Bay	5	3	2	0	0.0	0	0	1	2
10/18	vs. Houston	0	0	0	0	0.0	0	0	0	0
10/25	vs. Buffalo	1	1	0	0	1.0	0	0	0	1
11/1	BYE WEEK									
11/08	at N.Y. Jets	3	0	3	0	0.0	0	0	0	0
11/15	at Baltimore	4	1	3	0	1.0	1	0	0	0
11/19	vs. Tennessee	1	1	0	0	0.0	0	0	0	0
11/29	vs. San Diego	0	0	0	0	0.0	0	0	0	0
12/06	at Tennessee	0	0	0	0	0.0	0	0	0	0
12/13	vs. Indianapolis	0	0	0	0	0.0	0	0	0	0
12/20	vs. Atlanta	1	1	0	0	0.0	0	0	0	0
12/27	at New Orleans	0	0	0	0	0.0	0	0	0	0
01/03	at Houston					IR				
<b>2015 totals:</b>		<b>16</b>	<b>7</b>	<b>9</b>	<b>0</b>	<b>2.0</b>	<b>1</b>	<b>1</b>	<b>2</b>	<b>3</b>



## 2014 GAME-BY-GAME STATISTICS

DATE	GAME	TKL	SOLO	ASST	ST	SACKS	FF	FR	PD	TFL
09/07	at Philadelphia	0	0	0	0	0.0	0	0	0	0
09/14	at Washington	3	2	1	0	0.0	0	0	0	1
09/21	vs. Indianapolis	1	1	0	0	0.0	0	0	0	0
09/28	at San Diego	0	0	0	0	0.0	0	0	0	0
10/05	vs. Pittsburgh	4	4	0	0	2.0	1	0	0	0
10/12	at Tennessee	2	2	0	0	0.0	0	0	0	0
10/19	vs. Cleveland	3	3	0	0	0.0	0	0	0	1
10/26	vs. Miami	1	0	1	0	0.0	0	0	1	0
11/02	at Cincinnati	3	1	2	0	0.0	0	0	0	0
11/09	vs. Dallas	1	1	0	0	0.0	0	0	0	0
	BYE WEEK									
11/23	at Indianapolis	3	1	2	0	0.0	0	0	0	0
11/30	vs. N.Y. Giants	3	1	2	0	0.0	0	0	0	0
12/07	vs. Houston	4	3	1	0	0.0	0	0	0	0
12/14	at Baltimore	3	0	3	0	0.0	0	0	0	0
12/18	vs. Tennessee	5	3	2	0	1.0	0	0	0	1
12/28	at Houston	3	1	2	0	0.0	0	0	0	0
<b>2014 totals:</b>		<b>39</b>	<b>23</b>	<b>16</b>	<b>0</b>	<b>3.0</b>	<b>1</b>	<b>0</b>	<b>1</b>	<b>3</b>




## 2013 GAME-BY-GAME STATISTICS

DATE	GAME	TKL	SOLO	ASST	ST	SACKS	FF	FR	PD	TFL
09/08	vs. Kansas City					ina				
09/15	at Oakland					ina				
09/22	at Seattle					ina				
09/29	vs. Indianapolis					ina				
10/06	at St. Louis	0	0	0	0	0.0	0	0	0	0
10/13	at Denver	0	0	0	0	0.0	0	0	0	0
10/20	vs. San Diego	1	1	0	0	0.0	0	0	0	0
10/27	vs. San Francisco					ina				
	BYE WEEK									
11/10	at Tennessee					ina				
11/17	vs. Arizona					ina				
11/24	at Houston					ina				
12/01	at Cleveland	0	0	0	0	0.0	0	0	0	0
12/05	vs. Houston	1	1	0	0	0.0	0	0	0	0
12/15	vs. Buffalo	1	1	0	0	0.0	0	0	0	0
12/22	vs. Tennessee	4	3	1	0	0.5	0	0	0	0
12/29	at Indianapolis	2	2	0	0	0.0	0	0	0	0
<b>2013 totals:</b>		<b>9</b>	<b>8</b>	<b>1</b>	<b>0</b>	<b>0.5</b>	<b>0</b>	<b>0</b>	<b>0</b>	<b>0</b>

# BEN KOYACK

83

## BEN KOYACK



TIGHT END  
6-5 258 LBS  
NOTRE DAME  
BORN APRIL 9, 1993  
OIL CITY, PENNSYLVANIA  
ACQ: 7TH ROUND OF 2015 DRAFT (229TH)  
EXP: 2ND YEAR

### TRANSACTIONS

Originally drafted by Jacksonville in the seventh round (229th overall) of the 2015 draft ... Signed by Jacksonville to the practices squad on 9/6/15

### PRO (Games played/started - 15/7)

Spent his rookie season in 2015 on the practice squad before starting the 2016 season on the active roster

### 2017 (w/ JAX - 1/0)

- 9/10 at HOU: Saw action at TE

### 2016 (w/ JAX - 14/7)

- 9/11 vs. G.B.: Played eight snaps on special teams and lined up at TE six times
- 9/18 at S.D.: Saw action at TE and on special teams, and made one special teams tackle
- 9/25 vs. BAL: Inactive (knee)
- 10/2 vs. IND: Inactive (knee)
- 10/16 at CHI: Saw action on special teams and one snap at TE
- 10/23 vs. OAK: Saw action at TE and special teams ... Provided key block to spring Chris Ivory's 42-yard run
- 10/27 at TEN: Posted his first career receptions (five) for 41 yards (8.2 rec. avg.)
- 11/6 at K.C.: Saw action at TE and on special teams
- 11/13 vs. HOU: Earned his first career start at TE and caught three passes for 35 yards (11.7 rec. avg.)
- 11/20 at DET: Started at TE and made one fumble recovery on special teams
- 11/27 at BUF: Started at TE and had two catches for 23 yards
- 12/4 vs. DEN: Started at TE and made one reception for four yards
- 12/11 vs. MIN: Posted two receptions for 19 yards
- 12/18 at HOU: Started at TE and caught one pass for two yards
- 12/24 vs. TEN: Started at TE and had two catches for 12 yards
- 1/1 at IND: Started at TE and had three catches for 25 yards, including his first career touchdown reception, a 14-yard pass from QB Blake Bortles

### COLLEGE (at Notre Dame, 2011-14)

- Participated in the 2015 Senior Bowl
- Named to the Mackey Award Watch List, given annually to the most outstanding Tight End in FBS college football
- As a senior, started at tight end in all 13 games and totaled 30 receptions for 317 yards and two TDs

### PERSONAL

- Played for coach Matt LaVerde at Oil City (Pa.) High School
- Received first-team Pennsylvania all-state honors from Pennsylvania Sportswriters and Associated Press in 2010
- Rated best tight end in country and 25th-best prospect overall by Scout.com
- Recorded 62 receptions for 1,031 yards and 11 TDs as a senior ... Averaged 16.6 yards per catch
- Besides tight end, played quarterback, wide receiver, defensive end and linebacker
- Hails from family of musicians and is proficient playing trombone, piano and euphonium
- Son of David and Karen
- Twitter handle is @koymonster

### REGULAR SEASON CAREER STATISTICS

YEAR	TEAM	GP/GS	NO	YDS	AVG	LG	TD
2015	JAX				ps		
2016	JAX	14/7	19	161	8.5	17	1
2017	JAX	1/0	0	0	0.0	0	0
NFL totals: 2 yr.		15/7	19	161	8.5	17	1

### 2017 GAME-BY-GAME STATISTICS

DATE	OPP	RECS	YDS	AVG.	LG	TD
09/10	at Houston	0	0	0.0	0	0
09/17	vs. Tennessee					
09/24	vs. Baltimore					
10/01	at New York Jets					
10/08	at Pittsburgh					
10/15	vs. LA Rams					
10/22	at Indianapolis					
	BYE WEEK					
11/05	vs. Cincinnati					
11/12	vs. LA Chargers					
11/19	at Cleveland					
11/26	at Arizona					
12/03	vs. Indianapolis					
12/10	vs. Seattle					
12/17	vs. Houston					
12/24	at San Francisco					
12/31	at Tennessee					
2017 totals:		0	0	0.0	0	0

### 2016 GAME-BY-GAME STATISTICS

DATE	OPP	RECS	YDS	AVG.	LG	TD
09/11	vs. Green Bay	0	0	0.0	0	0
09/18	at San Diego	0	0	0.0	0	0
09/25	vs. Baltimore			ina		
10/02	vs. Indianapolis			ina		
	BYE WEEK					
10/16	at Chicago	0	0	0.0	0	0
10/23	vs. Oakland	0	0	0.0	0	0
10/27	at Tennessee	5	41	8.2	14	0
11/06	at Kansas City	0	0	0.0	0	0
11/13	vs. Houston	3	35	11.7	15	0
11/20	at Detroit	0	0	0.0	0	0
11/27	at Buffalo	2	23	11.5	17	0
12/04	vs. Denver	1	4	4.0	4	0
12/11	vs. Minnesota	2	19	9.5	15	0
12/18	at Houston	1	2	2.0	2	0
12/24	vs. Tennessee	2	12	6.0	6	0
01/01	at Indianapolis	3	25	8.3	14t	1
2016 totals:		19	161	8.5	17	1

Additional statistics: one special teams tackle; one fumble recovery on special teams on 11/20 at DET

# MARQISE LEE

11

## MARQISE LEE

WIDE RECEIVER  
6-0 196 LBS.

SOUTHERN CALIFORNIA  
BORN NOVEMBER 25, 1991  
INGLEWOOD, CALIFORNIA  
ACQ: 2ND ROUND OF 2014 DRAFT (39TH)  
EXP: 4TH YEAR



### TRANSACTIONS

Originally drafted by Jacksonville in the second round (39th overall) of the 2014 draft

### PRO (Games played/started - 40/16)

- Was first of two receivers selected by the Jaguars in the second round of 2014 draft
- Became 24th WR selected by the Jaguars in franchise history, the fifth-highest in team history
- Marked the seventh USC player drafted by the Jaguars in team history, the second-most among any colleges (Florida, 9)
- Became the seventh player in Jaguars history to return a kickoff for a TD and tied former RB **Maurice Jones-Drew** for longest kickoff return in team history

### 2017 (w/ JAX - 1/1)

- **9/10 at HOU:** Started at WR and returned one punt for seven yards

### 2016 (w/ JAX - 16/6)

Set career highs with 63 receptions for 851 yards and three TDs ... The first player to record at least one passing TD, one receiving TD and one kickoff return for a TD in a single season since 1978 (BAL's **Joe Washington**)

- **9/11 vs. G.B.:** Made two catches for 22 yards
- **9/18 at S.D.:** Had five receptions for a career-high-tying 75 yards (15.0 rec. avg.)
- **9/25 vs. BAL:** Recorded five receptions for 44 yards (8.8 rec. avg.)
- **10/2 vs. IND:** Had four catches for 28 yards (7.0 rec. avg.)
- **10/16 at CHI:** Posted a team-high six receptions for 61 yards (10.2 rec. avg.) ... Returned one kickoff for 26 yards
- **10/23 vs. OAK:** Posted a team-high seven receptions for 107 yards with a long reception of 38 yards, all of which were career highs and the first game with 100+ yards ... Returned 4 kickoffs for 93 yards with a long return of 34 yards
- **10/27 at TEN:** Had one reception for 21 yards ... Returned two kickoffs for 45 yards
- **11/6 at K.C.:** Posted four receptions for a team-high 84 yards (21.0 rec. avg.) ... Returned three kickoffs for 87 yards (29.0 avg.), including a long of 45
- **11/13 vs. HOU:** Posted four receptions for 50 yards (12.5 rec. avg.)
- **11/20 at DET:** Had four catches for 52 yards (13.0 rec. avg.) and his first TD reception of the season ... Rushed once for six yards and posted a 42-yard kickoff return
- **11/27 at BUF:** Led the team with four receptions for 37 yards and a 20-yard TD reception ... Returned one kick for 36 yards
- **12/4 vs. DEN:** Started at WR and made three catches for 34 yards ... Rushed two times for 10 yards
- **12/11 vs. MIN:** Started at WR and posted five receptions for a career-high 113 yards (22.6 avg.) ... Returned three kicks for 66 yards (22.0 avg.)
- **12/18 at HOU:** Started at WR and returned two kickoffs for 133 yards, including a franchise-tying longest kickoff return with a 100-yard kickoff return TD ...
- **12/24 vs. TEN:** Started at WR and recorded three receptions for 37 yards and one touchdown ... Threw first career pass in the NFL, a 20-yard touchdown to QB **Blake Bortles** in the fourth quarter
- **1/1 at IND:** Started at WR and recorded six receptions for 86 yards (14.3 avg.)

### 2015 (w/ JAX - 10/1)

Played in 10 games during his second season with one start, totaling 15 receptions for 191 yards (12.7 rec. avg.) for one TD ... Added five rushes for 38 yards (7.6 rush avg.)

- **9/20 vs. MIA:** Had two receptions for 27 yards (13.5 avg.) in season debut ... Also rushed once for 12 yards
- **12/6 at TEN:** Had one reception for 17 yards in his first start of the season at WR ... Also recorded one rush for four yards
- **12/20 vs. ATL:** Had two receptions for 46 yards (23.0 avg.), including a season-long 30-yard reception in the fourth quarter
- **12/27 at N.O.:** Recorded three receptions for 26 yards (8.7 rec. avg.) and one TD ... Rushed once for nine yards (9.0 rush avg.)

### 2014 (w/ JAX - 13/8)

Appeared in 13 games as a rookie with eight starts and registered 37 receptions for 422 yards and one TD ... Missed three consecutive games with a hamstring injury

- **9/7 at PHI:** Started at WR in NFL debut and tied for the team lead with six catches for 62 yards with a long of 18 ... Joined WR **Allen Hurns** as first two rookie WRs to start in season-opener in franchise history
- **9/14 at WAS:** Started at WR and had two receptions for 11 yards ... Missed next

three games with a hamstring injury

- **10/12 at TEN:** Returned to action after missing three games and finished with two receptions for 26 yards with a long of 16 yards .
- **11/23 at IND:** Led the team with 52 yards on three receptions (17.3 avg.) with a career-long 37-yard catch in the fourth quarter
- **11/30 vs. NYG:** Started at WR and led team with six catches for 75 yards ... Scored on a 30-yard TD pass from QB **Blake Bortles** in the third quarter, his first career score
- **12/7 vs. HOU:** Started at WR and posted five receptions for 67 yards with a long of 31 yards, his third straight game with a 30-plus yard reception
- **12/18 vs. TEN:** Started at WR and led team with four catches for 65 yards including a 34-yard grab in the third quarter ... Marked fourth straight game with four or more receptions

### COLLEGE (at Southern California, 2011-13)

- Three-year starter who declared for the NFL Draft following his junior season
- Career totals included 248 receptions for 3,655 yards (14.7 avg.) with 29 TDs
- Owns 24 school records and set five Pac-12 Conference marks
- Won the Biletnikoff Award as a sophomore as the nation's top receiver
- Ranked first in school history in receiving yards, second in receptions and fourth in receiving TDs
- Was a long jumper and sprinter on USC's track team
- Became the school's first Biletnikoff Award winner as a sophomore as well as unanimous All-American and All-Pac 12 Conference first-team choice
- Majored in sociology

### PERSONAL

- Attended Serra High School in Gardena, Calif.
- Lettered in football, basketball and track
- Earned Parade All-American as a senior as well as Super Prep All-American, Under Armour All-American, ESPNU 150, Rivals 100 and Prep Star Dream Team
- Finished with 57 receptions for 1,409 yards (24.7 avg.) with 24 TDs in final season along with 45 tackles and three INTs
- Was a sprinter and jumper on the track team, boasting a national prep No. 3 best 24-8 long jump, plus career bests of 44-7 in the triple jump, 6-4 in the high jump, 10.74 in the 100 meters and 22.11 in the 200 meters
- Twitter handle is @TeamLee1



### REGULAR SEASON CAREER STATISTICS

YEAR	TEAM	GP/GS	NO	YDS	AVG	LG	TD
2014	JAX	13/8	37	422	11.4	37	1
2015	JAX	10/1	15	191	12.7	30	1
2016	JAX	16/6	63	851	13.5	51	3
2017	JAX	1/1	0	0	0.0	0	0
<b>NFL totals: 3 yrs.</b>		<b>39/15</b>	<b>115</b>	<b>1,464</b>	<b>12.7</b>	<b>51</b>	<b>5</b>

**Additional statistics:** 14 rushes for 82 yards (5.9 rush avg.); one pass completion for 20 yards and one TD; 18 kickoff returns for 350 yards and one TD



### CAREER HIGHS

	GAME	SEASON
<b>Receptions:</b>	7 (10/23/16 vs. OAK)	63 (2016)
<b>Receiving yards:</b>	113 (12/11/16 vs. BUF)	851 (2016)
<b>Longest reception:</b>	51 (11/6/16 at K.C.)	51 (2016)
<b>Receiving touchdowns:</b>	1 (five times, last: 12/24/16 vs. TEN)	3 (2016)

# MARQISE LEE



## 2017 GAME-BY-GAME STATISTICS

DATE	OPP	RECEIVING				
		RECs	YDS	AVG.	LG	TD
09/10	at Houston	0	0	0.0	0	0
09/17	vs. Tennessee					
09/24	vs. Baltimore					
10/01	at New York Jets					
10/08	at Pittsburgh					
10/15	vs. LA Rams					
10/22	at Indianapolis					
	BYE WEEK					
11/05	vs. Cincinnati					
11/12	vs. LA Chargers					
11/19	at Cleveland					
11/26	at Arizona					
12/03	vs. Indianapolis					
12/10	vs. Seattle					
12/17	vs. Houston					
12/24	at San Francisco					
12/31	at Tennessee					
<b>2017 totals:</b>		<b>0</b>	<b>0</b>	<b>0.0</b>	<b>0</b>	<b>0</b>

DATE	GAME	KICK RETURNS				
		NO.	YDS	AVG.	LG	TD
09/10	at Houston	1	7	7.0	7	0
09/17	vs. Tennessee					
09/24	vs. Baltimore					
10/01	at New York Jets					
10/08	at Pittsburgh					
10/15	vs. LA Rams					
10/22	at Indianapolis					
	BYE WEEK					
11/05	vs. Cincinnati					
11/12	vs. LA Chargers					
11/19	at Cleveland					
11/26	at Arizona					
12/03	vs. Indianapolis					
12/10	vs. Seattle					
12/17	vs. Houston					
12/24	at San Francisco					
12/31	at Tennessee					
<b>2017 totals:</b>		<b>1</b>	<b>7</b>	<b>7.0</b>	<b>7</b>	<b>0</b>



## 2016 GAME-BY-GAME STATISTICS

DATE	OPP	RECEIVING				
		RECs	YDS	AVG.	LG	TD
09/11	vs. Green Bay	2	22	11.0	12	0
09/18	at San Diego	5	75	15.0	22	0
09/25	vs. Baltimore	5	44	8.8	20	0
10/02	vs. Indianapolis	4	28	7.0	13	0
	BYE WEEK					
10/16	at Chicago	6	61	10.2	14	0
10/23	vs. Oakland	7	107	15.3	38	0
10/27	at Tennessee	1	21	21.0	21	0
11/06	at Kansas City	4	84	21.0	51	0
11/13	vs. Houston	4	50	12.5	18	0
11/20	at Detroit	4	52	13.0	29	1
11/27	at Buffalo	4	37	9.3	20t	1
12/04	vs. Denver	3	34	11.3	17	0
12/11	vs. Minnesota	5	113	22.6	39	0
12/18	at Houston	0	0	0.0	0	0
12/24	vs. Tennessee	3	37	12.3	21t	1
01/01	at Indianapolis	6	86	14.3	22	0
<b>2016 totals:</b>		<b>63</b>	<b>851</b>	<b>13.5</b>	<b>51</b>	<b>3</b>

DATE	GAME	KICK RETURNS				
		NO.	YDS	AVG.	LG	TD
09/11	vs. Green Bay	0	0	0.0	0	0
09/18	at San Diego	0	0	0.0	0	0
09/25	vs. Baltimore	0	0	0.0	0	0
10/02	vs. Indianapolis	0	0	0.0	0	0
	BYE WEEK					
10/16	at Chicago	1	26	26.0	26	0
10/23	vs. Oakland	4	93	23.3	34	0
10/27	at Tennessee	2	45	22.5	25	0
11/06	at Kansas City	3	87	29.0	45	0
11/13	vs. Houston	1	17	17.0	17	0
11/20	at Detroit	1	42	42.0	42	0
11/27	at Buffalo	1	36	36.0	36	0
12/04	vs. Denver	0	0	0.0	0	0
12/11	vs. Minnesota	3	66	22.0	25	0
12/18	at Houston	2	133	66.5	100t	1
12/24	vs. Tennessee	0	0	0.0	0	0
01/01	at Indianapolis	0	0	0.0	0	0
<b>2016 totals:</b>		<b>18</b>	<b>545</b>	<b>30.3</b>	<b>100t</b>	<b>1</b>

**Additional statistics:** three rushes for 23 yards (7.7 rush avg.); and one completion for 20 yards and one TD (on 12/24 vs. TEN)



## 2015 GAME-BY-GAME STATISTICS

DATE	GAME	RECs	YDS	AVG.	LG	TD
09/13	vs. Carolina			ina		
09/20	vs. Miami	2	27	13.5	18	0
09/27	at New England	1	13	13.0	13	0
10/04	at Indianapolis			ina		
10/11	at Tampa Bay			ina		
10/18	vs. Houston			ina		
10/25	vs. Buffalo			ina		
11/01	BYE WEEK					
11/08	at N.Y. Jets			ina		
11/15	at Baltimore	1	8	8.0	8	0
11/19	vs. Tennessee	0	0	0.0	0	0
11/29	vs. San Diego	1	3	3.0	3	0
12/06	at Tennessee	1	17	17.0	17	0
12/13	vs. Indianapolis	1	21	21.0	21	0
12/20	vs. Atlanta	2	46	23.0	30	0
12/27	at New Orleans	3	26	8.7	18	1
01/03	at Houston	3	30	10.0	14	0
<b>2015 totals:</b>		<b>15</b>	<b>191</b>	<b>12.7</b>	<b>30</b>	<b>1</b>

**Additional statistics:** Five rushes for 38 yards (7.6 avg.)



# MARQISE LEE



## 2014 GAME-BY-GAME STATISTICS

DATE	GAME	RECS	YDS	AVG.	LG	TD
09/07	at Philadelphia	6	62	10.3	18	0
09/14	at Washington	2	11	5.5	8	0
09/21	vs. Indianapolis			ina		
09/28	at San Diego			ina		
10/05	vs. Pittsburgh			ina		
10/12	at Tennessee	2	26	13.0	16	0
10/19	vs. Cleveland	1	20	20.0	20	0
10/26	vs. Miami	1	9	9.0	9	0
11/02	at Cincinnati	0	0	0.0	0	0
11/09	vs. Dallas	1	13	13.0	13	0
	BYE WEEK					
11/23	at Indianapolis	3	52	17.3	37	0
11/30	vs. N.Y. Giants	6	75	12.5	30	1
12/07	vs. Houston	5	67	13.4	31	0
12/14	at Baltimore	4	14	3.5	13	0
12/18	vs. Tennessee	4	65	16.3	34	0
12/28	at Houston	2	8	4.0	4	0
<b>2014 totals:</b>		<b>37</b>	<b>422</b>	<b>11.4</b>	<b>37</b>	<b>1</b>

**Additional statistics:** Three rushes for nine yards (3.0 avg.)

# MARCEDES LEWIS

## 89 MARCEDES LEWIS



TIGHT END

6-6 267 LBS.


UCLA

BORN MAY 19, 1984

LONG BEACH, CALIFORNIA

ACQ: 1ST ROUND OF 2006 DRAFT (28TH)

EXP: 12TH YEAR



### TRANSACTIONS

Originally drafted by Jacksonville in the first round (28th overall) of the 2006 draft ... Placed on injured reserve on 11/21/16

### PRO (Games played/started - 155/141)

- 12th-year pro has spent his entire career with Jacksonville
- Became Jaguars first Pro Bowl tight end after he earned honors in 2010
- One of three Jaguars to record 4,000+ career receiving yards, joining **Jimmy Smith** (12,287) and **Kenann McCardell** (6,393)
- Former 2006 first-round pick ranks third in Jaguars history in career receiving yards and receiving TDs and fourth in receptions
- Owns team record for receptions, career TDs, receiving yards and receptions of 25-plus yards by a TE

### 2017 (w/ JAX - 1/1)

Selected as an offensive captain by his teammates for the 2017 season

- **9/10 at HOU:** Started at TE

### 2016 (w/ JAX - 10/10)

Began his 11th season with the Jaguars, the second-longest career with the team in franchise history ... Placed on injured reserve on 11/21/16

- **9/11 vs. G.B.:** Made two catches for 48 yards, including a 37-yard screen pass
- **9/18 at S.D.:** Posted two receptions for 17 yards, including a 4-yard TD reception
- **9/25 vs. BAL:** Had three receptions for 20 yards (6.7 rec. avg.)
- **10/2 vs. IND:** Exited the game with a hip injury after a 12-yard reception in the second quarter
- **10/16 at CHI:** Started at TE
- **10/23 vs. OAK:** Played in 150th career game, starting at TE, and recorded one reception for 11 yards
- **10/27 at TEN:** Had four receptions for 23 yards (5.8 rec. avg.)
- **11/6 at K.C.:** Had two catches for 23 yards (11.5 rec. avg.)
- **11/13 vs. HOU:** Posted three catches for -1 yards
- **11/20 at DET:** Started at TE and posted two receptions for 16 yards

### 2015 (w/ JAX - 16/16)

Started and played in all 16 games in his 10th season and totaled 16 receptions for 226 yards (14.1 rec. avg.)

- **10/4 at IND:** Had five receptions for 40 yards (8.0 rec. avg.)
- **11/29 vs. S.D.:** Made one reception for 24 yards (24.0 rec. avg.)
- **12/6 at TEN:** Started at TE, playing in his 140th career game and tallied one reception for seven yards (7.0 rec. avg.)
- **1/3 at HOU:** Had one reception for a season-long 45 yards

### 2014 (w/ JAX - 8/8)

Played and started in eight games ... Suffered a high ankle sprain in Week 2 and was placed on injured reserve/designated to return on Sept. 16 ... Finished with 18 catches for 206 yards and two TDs

- **9/7 at PHI:** Started at TE in season-opener and tied for the team-lead with six receptions for 35 yards
- **9/14 at WAS:** Registered a career-long 63-yard TD reception from QB **Chad Henne** in the second quarter ... Finished with two catches for 71 yards ... Left the game in the third quarter with a high ankle sprain ... Was placed on injured reserve/designated to return on Sept. 16
- **12/7 vs. HOU:** Hauled in a 35-yard reception in the fourth quarter and led team with 69 yards on three receptions
- **12/14 at BAL:** Had 22 yards on two receptions with a long of 17 yards
- **12/18 vs. TEN:** Made a four-yard TD reception in the second quarter

### 2013 (w/ JAX - 11/11)

Played in 11 games with 11 starts and produced 25 catches for 359 yards and four TDs ... Missed five of the first six games with a calf injury suffered in the preseason ... Had a TD reception in four straight games which tied a franchise record ... Was inactive for first three games and made season debut on **9/29 vs. IND** but strained his calf on the third play from scrimmage and did not return

- **11/17 vs. ARI:** Started his 100th career game at TE and totaled 23 yards on three catches
- **12/1 at CLE:** Finished with three catches for 26 yards including an 8-yard TD reception from RB **Maurice Jones-Drew** in the second quarter

- **12/5 vs. HOU:** Scored on a one-yard pass from QB **Chad Henne** on the opening drive of the game ... Added a season-long 41-yard reception in the first quarter
- **12/15 vs. BUF:** Led team with 54 yards on four catches with one TD ... Hooked up with Henne for a 13-yard TD in the fourth quarter, his third straight game with a TD reception
- **12/22 vs. TEN:** Tied a franchise-record with a receiving TD in four straight games, hooking up with Henne for a four-yard score in the first quarter ... Finished with four catches for 50 yards with a long of 30 yards
- **12/29 at IND:** Finished season with 70 yards on three catches including a 36-yard reception in the fourth quarter

### 2012 (w/ JAX - 16/15)

Played in all 16 games for the fourth time in his career ... Ranked third on the club with 52 receptions for 540 yards and four TDs, the second-highest receiving totals of his career

- **9/9 at MIN:** Opened season with five receptions for 52 yards and a TD ... Scored on a one-yard pass from QB **Blaine Gabbert** in the second quarter
- **9/30 vs. CIN:** Had three catches for 32 yards and scored on a two-yard pass from Gabbert in the second quarter
- **10/28 at GB:** Played in his 100th career game and recorded two receptions for 21 yards
- **11/18 at HOU:** Had a 13-yard TD pass from QB **Chad Henne** in the first quarter and a one-yard TD grab in the third quarter ... Finished with 40 yards on three receptions ... Marked his third career game with multiple TD receptions
- **12/2 at BUF:** Had a season-high 68 yards on four receptions
- **12/30 at TEN:** Concluded season with a career-high 103 yards on seven receptions ... Joined **Kyle Brady** and **Pete Mitchell** as only TEs in franchise history to eclipse 100 receiving yards and it marked the fourth time overall

### 2011 (w/ JAX - 15/15)

Started 15 games at TE ... Team captain ... Led team with 460 receiving yards on 39 receptions (11.8 avg.) ... One of five tight ends (**Jason Witten**, Dallas; **Owen Daniels**, Houston; **Jimmy Graham**, New Orleans; **Dustin Keller**, New York Jets) to lead team in receiving yards

- **9/11 vs. TEN:** Had two receptions for 28 yards in season-opener and left game early with a calf injury
- **11/20 at CLE:** Established career-high with seven receptions for 64 yards ... Became sixth player in team history with 200 career receptions and only second TE to accomplish the feat (**Kyle Brady**, 241)
- **12/11 vs. TB:** Registered a career-high 77 receiving yards on two receptions ... Had a then-career-long 62-yard reception in the second quarter from QB **Blaine Gabbert**

### 2010 (w/ JAX - 16/16)

Earned first Pro Bowl honors after career-best 58 receptions for 700 yards and 10 TDs ... The 10 TDs tied a single-season franchise record ... Was voted backup for Pro Bowl but became starter after **Antonio Gates** withdrew ... Receptions and yards were second-best ever by a Jaguars TE ... Finished second on team and ninth among NFL TEs in receptions, and his 12.1-yard average and 10 TDs were tops among TEs ... Started all 16 games for second time in career and was only Jaguar to make multiple receptions in every game ... Ranked second on club with 88 passes thrown his way and 37 receptions resulting in first downs ... Named to Peter King's CNN.com NFL All-Pro Team ... Blocked for a rushing attack that ranked third in the NFL (149.7)

- **9/12 vs. DEN:** Scored on both catches, from 21 and 10 yards to lead win
- **9/19 at SD:** Had season-high 70 receiving yards
- **10/3 vs. IND:** Caught 15-yard TD pass on
- **10/10 at BUF:** Followed with 2 TDs on, breaking team single-season record for TEs with fifth TD
- **10/31 at DAL:** Turned in third multiple-TD game of season including season-long 42-yarder ... Nine-yard TD catch was 14th of career, breaking team TE record held by **Kyle Brady** (13)
- **11/21 vs. CLE:** Made five receptions for 66 yards and eighth TD of season
- **1/2 at HOU:** Scored 10th TD in finale to tie team single season record for TD receptions held by Reggie Williams

### 2009 (w/ JAX - 15/15)

Started 15 games at TE and produced then career-high 518 yards on 32 receptions for two touchdowns ... Led team with 16.2 average per reception, the highest average per reception among NFL tight ends ... Sustained a head injury in week 16 and was inactive for the season-finale

- **9/20 vs. ARI:** Posted three receptions for 62 yards with a 25-yard TD reception
- **10/4 vs. TEN:** Had four receptions for then career-high 76 yards and became only third TE (**Pete Mitchell**, **Kyle Brady**) to surpass 100 career receptions ... Recorded a 33-yard TD pass from QB **David Garrard**
- **11/15 at NYJ:** Registered 58 yards on two receptions including a 33-yard reception on the game-winning drive in the fourth quarter
- **12/6 vs. HOU:** Hooked up with Garrard for a career-long 47-yard reception in the first quarter

### 2008 (w/ JAX - 16/15)

Played in all 16 games for the second consecutive season and made 15 starts ... Finished with 41 receptions for 489 yards and two TDs ... Became first Jaguars TE since **Kyle Brady** (43, 2002) to have 40-plus receptions in a season and had the

# MARCEDES LEWIS

most receiving yards by a tight end since 2000 (Brady, 729) ... Had four-plus receptions in five games and finished with a reception of 19-plus yards in eight of the last 12 games ... Selected to USA Today All-Joe Team, which goes to players and coaches who have overachieved and are often overlooked

- **10/5 vs. PIT:** Scored first TD of the season on a 24-yard pass from David Garrard
- **10/12 at DEN:** Registered second straight game with a TD with 30-yard reception for the game-winning score

## 2007 (w/ JAX - 16/16, 2/2)

Started a career-high 16 games and both playoff games ... Finished with 37 receptions for 391 yards and two TDs ... Only player to start all 16 games ... Helped pave the way for the Jaguars to rank second in the NFL with 2,391 rushing yards (149.4 avg.), the second-most in team history

- **9/23 at DEN:** Led team with three receptions for 44 yards
- **11/18 vs. SD:** Scored first TD of the season on pass from David Garrard
- **12/2 at IND:** Had five receptions including a two-yard TD pass
- **1/5 at PIT:** Started at TE in AFC Wild Card game and totaled two receptions for 16 yards in first career postseason game
- **1/12 at NE:** Led team with 74 receiving yards on four receptions in AFC Divisional game

## 2006 (w/ JAX - 15/3)

Played in 15 games with three starts ... Totaled 13 receptions for 126 yards and one TD ... Missed final three preseason games after suffering ankle injury in preseason opener

- **10/8 vs. NYJ:** Made first career start
- **11/26 at BUF:** Scored first career TD on one-yard pass from QB David Garrard

## COLLEGE (at UCLA, 2002-05)

- Winner of 2005 Mackey Award, given to nation's top TE
- Started 32 of 49 games in four seasons
- Set school record for TEs with career totals of 126 receptions for 1,571 yards and 21 TDs
- Unanimous All-America and All-Pac 10 selection as a senior, finishing with 59 receptions for 741 yards and 10 TDs
- Majored in history

## PERSONAL

- Attended Poly (Long Beach, Calif.) High
- Played QB as a freshman before moving to TE for final three seasons
- Had 44 receptions for 710 yards and seven sacks at DE as a senior
- Established the Mercedes Lewis Foundation in 2009 to support youth by awarding scholarships to those that wouldn't be able to participate in sports without financial assistance ... The ultimate goal is to send a child from Long Beach to college on a full scholarship on an annual basis
- Twitter handle is @MercedesLewis89

REGULAR SEASON CAREER STATISTICS							
YEAR	TEAM	GP/GS	NO	YDS	AVG	LG	TD
2006	JAX	15/3	13	126	9.7	31	1
2007	JAX	16/16	37	391	10.6	25	2
2008	JAX	16/15	41	489	11.9	30t	2
2009	JAX	15/15	32	518	16.2	47	2
2010	JAX	16/16	58	700	12.1	42t	10*
2011	JAX	15/15	39	460*	11.8	62	0
2012	JAX	16/15	52	540	10.4	26	4
2013	JAX	11/11	25	359	14.4	41	4
2014	JAX	8/8	18	206	11.4	63t	2
2015	JAX	16/16	16	226	14.1	45	0
2016	JAX	10/10	20	169	8.5	37	1
2017	JAX	1/1	0	0	0.0	0	0
<b>NFL totals:</b>		<b>12 yrs. 155/141</b>	<b>351</b>	<b>4,184</b>	<b>11.9</b>	<b>63t</b>	<b>28</b>

\* team leader

POSTSEASON CAREER STATISTICS							
YEAR	TEAM	GP/GS	NO	YDS	AVG	LG	TD
2007	JAX	2/2	6	90	15.0	34	0
<b>NFL totals:</b>		<b>11 yrs. 2/2</b>	<b>6</b>	<b>90</b>	<b>15.0</b>	<b>34</b>	<b>0</b>

CAREER HIGHS		
	GAME	SEASON
Receptions:	7 (two times, last: 12/30/12 at TEN)	58 (2010)
Receiving yards:	103 (12/30/12 at TEN)	700 (2010)
Longest reception:	63 (9/14/14 at WAS)	63 (2014)
Receiving touchdowns:	2 (four times, last: 11/18/12 at HOU)	10 (2010)

2017 GAME-BY-GAME STATISTICS						
DATE	OPP	RECS	YDS	AVG.	LG	TD
09/10	at Houston	0	0	0.0	0	0
09/17	vs. Tennessee					
09/24	vs. Baltimore					
10/01	at New York Jets					
10/08	at Pittsburgh					
10/15	vs. LA Rams					
10/22	at Indianapolis					
BYE WEEK						
11/05	vs. Cincinnati					
11/12	vs. LA Chargers					
11/19	at Cleveland					
11/26	at Arizona					
12/03	vs. Indianapolis					
12/10	vs. Seattle					
12/17	vs. Houston					
12/24	at San Francisco					
12/31	at Tennessee					
<b>2017 totals:</b>		<b>0</b>	<b>0</b>	<b>0.0</b>	<b>0</b>	<b>0</b>

2016 GAME-BY-GAME STATISTICS						
DATE	OPP	RECS	YDS	AVG.	LG	TD
09/11	vs. Green Bay	2	48	24.0	37	0
09/18	at San Diego	2	17	8.5	13	1
09/25	vs. Baltimore	3	20	6.7	7	0
10/02	vs. Indianapolis	1	12	12.0	12	0
BYE WEEK						
10/16	at Chicago	0	0	0.0	0	0
10/23	vs. Oakland	1	11	11.0	11	0
10/27	at Tennessee	4	23	5.8	9	0
11/06	at Kansas City	2	23	11.5	17	0
11/13	vs. Houston	3	-1	-0.3	3	0
11/20	at Detroit	2	16	9.0	15	0
11/27	at Buffalo		IR			
12/04	vs. Denver		IR			
12/11	vs. Minnesota		IR			
12/18	at Houston		IR			
12/24	vs. Tennessee		IR			
01/01	at Indianapolis		IR			
<b>2016 totals:</b>		<b>18</b>	<b>153</b>	<b>8.5</b>	<b>37</b>	<b>1</b>

2015 GAME-BY-GAME STATISTICS						
DATE	GAME	RECS	YDS	AVG.	LG	TD
09/13	vs. Carolina	0	0	0.0	0	0
09/20	vs. Miami	0	0	0.0	0	0
09/27	at New England	0	0	0.0	0	0
10/04	at Indianapolis	5	40	8.0	13	0
10/11	at Tampa Bay	0	0	0.0	0	0
10/18	vs. Houston	1	8	8.0	8	0
10/25	vs. Buffalo	2	13	6.5	9	0
11/01	BYE WEEK					
11/08	at N.Y. Jets	1	27	27.0	27	0
11/15	at Baltimore	1	9	9.0	9	0
11/19	vs. Tennessee	0	0	0.0	0	0
11/29	vs. San Diego	1	24	24.0	24	0
12/06	at Tennessee	1	7	7.0	7	0
12/13	vs. Indianapolis	1	14	14.0	14	0
12/20	vs. Atlanta	1	26	26.0	26	0
12/27	at New Orleans	1	13	13.0	13	0
01/03	at Houston	1	45	45.0	45	0
<b>2015 totals:</b>		<b>16</b>	<b>226</b>	<b>14.1</b>	<b>45</b>	<b>0</b>

# MARCEDES LEWIS

## 2014 GAME-BY-GAME STATISTICS

DATE	GAME	RECs	YDS	AVG.	LG	TD
09/07	at Philadelphia	6	35	5.8	11	0
09/14	at Washington	2	71	35.5	63t	1
09/21	vs. Indianapolis			IR		
09/28	at San Diego			IR		
10/05	vs. Pittsburgh			IR		
10/12	at Tennessee			IR		
10/19	vs. Cleveland			IR		
10/26	vs. Miami			IR		
11/02	at Cincinnati			IR		
11/09	vs. Dallas			IR		
	BYE WEEK					
11/23	at Indianapolis	1	-5	-5.0	-5	0
11/30	vs. N.Y. Giants	2	8	4.0	5	0
12/07	vs. Houston	3	69	23.0	35	0
12/14	at Baltimore	2	22	11.0	17	0
12/28	vs. Tennessee	2	6	3.0	4t	1
12/28	at Houston	0	0	0.0	0	0
<b>2014 totals:</b>		<b>18</b>	<b>206</b>	<b>11.4</b>	<b>63t</b>	<b>2</b>

## 2013 GAME-BY-GAME STATISTICS

DATE	GAME	RECs	YDS	AVG.	LG	TD
09/08	vs. Kansas City			ina		
09/15	at Oakland			ina		
09/22	at Seattle			ina		
09/29	vs. Indianapolis	0	0	0.0	0	0
10/06	at St. Louis			ina		
10/13	at Denver			ina		
10/20	vs. San Diego	1	31	31.0	31	0
10/27	vs. San Francisco	1	6	6.0	6	0
	BYE WEEK					
11/10	at Tennessee	3	39	13.0	27	0
11/17	vs. Arizona	3	23	7.7	9	0
11/24	at Houston	1	18	18.0	18	0
12/01	at Cleveland	3	26	8.7	14	1
12/05	vs. Houston	2	42	21.0	41	1
12/15	vs. Buffalo	4	54	13.5	25	1
12/22	vs. Tennessee	4	50	12.5	30	1
12/29	at Indianapolis	3	70	23.3	36	0
<b>2013 totals:</b>		<b>25</b>	<b>359</b>	<b>14.4</b>	<b>41</b>	<b>4</b>

## 2012 GAME-BY-GAME STATISTICS

DATE	GAME	RECs	YDS	AVG.	LG	TD
09/09	at Minnesota	5	52	10.4	18	1
09/16	vs. Houston	0	0	0.0	0	0
09/23	at Indianapolis	1	8	8.0	8	0
09/30	vs. Cincinnati	3	32	10.7	23	1
10/07	vs. Chicago	5	24	4.8	14	0
	BYE WEEK					
10/21	at Oakland	2	20	6.7	9	0
10/28	at Green Bay	2	21	10.5	16	0
11/04	vs. Detroit	4	41	10.3	20	0
11/08	vs. Indianapolis	3	36	12.0	17	0
11/18	at Houston	3	40	13.3	26	2
11/25	vs. Tennessee	4	56	14.0	23	0
12/02	at Buffalo	4	68	17.0	24	0
12/09	vs. N.Y. Jets	1	4	4.0	4	0
12/16	at Miami	3	8	2.7	9	0
12/23	vs. New England	4	27	6.8	9	0
12/30	at Tennessee	7	103	14.7	25	0
<b>2012 totals:</b>		<b>52</b>	<b>540</b>	<b>10.4</b>	<b>26</b>	<b>4</b>

## 2011 GAME-BY-GAME STATISTICS

DATE	GAME	RECs	YDS	AVG.	LG	TD
09/11	vs. Tennessee	2	28	14.0	20	0
09/18	at N.Y. Jets			ina		
09/25	at Carolina	2	15	7.5	9	0
10/02	vs. New Orleans	3	35	12.7	18	0
10/09	vs. Cincinnati	1	6	6.0	6	0
10/16	at Pittsburgh	2	29	14.5	21	0
10/24	vs. Baltimore	1	13	13.0	13	0
10/30	at Houston	4	45	11.3	21	0
	BYE WEEK					
11/13	at Indianapolis	1	-4	-4.0	-4	0
11/20	at Cleveland	7	64	9.1	18	0
11/27	vs. Houston	4	47	11.8	25	0
12/05	vs. San Diego	3	27	9.0	12	0
12/11	vs. Tampa Bay	2	77	38.5	62	0
12/15	at Atlanta	3	30	10.0	22	0
12/24	at Tennessee	1	12	12.0	12	0
01/01	vs. Indianapolis	3	33	11.0	16	0
<b>2011 totals:</b>		<b>39</b>	<b>460</b>	<b>11.8</b>	<b>62</b>	<b>0</b>

## 2010 GAME-BY-GAME STATISTICS

DATE	GAME	RECs	YDS	AVG.	LG	TD
09/12	vs. Denver	2	31	15.5	21t	2
09/19	at San Diego	5	70	14.0	26	0
09/26	vs. Philadelphia	3	15	5.0	7	0
10/03	vs. Indianapolis	2	22	11.0	15t	1
10/10	at Buffalo	4	54	13.5	27t	2
10/18	vs. Tennessee	4	39	9.8	15	0
10/24	at Kansas City	3	44	14.7	26	0
10/31	at Dallas	2	51	25.5	42t	2
	BYE WEEK					
11/14	vs. Houston	5	53	10.6	18	0
11/21	vs. Cleveland	5	66	13.2	17	1
11/28	at N.Y. Giants	3	36	12.0	16	0
12/05	at Tennessee	3	36	12.0	20	0
12/12	vs. Oakland	4	57	14.3	20	1
12/19	at Indianapolis	6	63	10.5	25	0
12/26	vs. Washington	3	37	12.3	26	0
01/02	at Houston	4	26	6.5	11	1
<b>2010 totals:</b>		<b>58</b>	<b>700</b>	<b>12.1</b>	<b>42</b>	<b>10</b>

## 2009 GAME-BY-GAME STATISTICS

DATE	GAME	RECs	YDS	AVG.	LG	TD
09/13	at Indianapolis	3	23	7.7	19	0
09/20	vs. Arizona	3	62	20.7	25t	1
09/27	at Houston	1	18	18.0	18	0
10/04	vs. Tennessee	4	76	19.0	33t	1
10/11	at Seattle	3	13	4.3	7	0
10/18	vs. St. Louis	1	5	5.0	5	0
	BYE WEEK					
11/01	at Tennessee	1	20	20.0	20	0
11/08	vs. Kansas City	1	3	3.0	3	0
11/15	at N.Y. Jets	2	58	29.0	33	0
11/22	vs. Buffalo	3	70	23.3	35	0
11/29	at San Francisco	3	40	13.3	22	0
12/06	vs. Houston	1	47	47.0	47	0
12/13	vs. Miami	2	30	15.0	16	0
12/17	vs. Indianapolis	4	53	13.3	25	0
12/27	at New England	0	0	0.0	0	0
01/03	at Cleveland			ina		
<b>2009 totals:</b>		<b>32</b>	<b>518</b>	<b>16.2</b>	<b>47</b>	<b>2</b>



# MARCEDES LEWIS



## 2008 GAME-BY-GAME STATISTICS

DATE	GAME	RECs	YDS	AVG.	LG	TD
09/07	at Tennessee	3	29	9.7	15	0
09/14	vs. Buffalo	1	13	13.0	13	0
09/21	at Indianapolis	2	21	10.5	12	0
09/28	vs. Houston	0	0	0.0	0	0
10/05	vs. Pittsburgh	1	24	24.0	24t	1
10/12	at Denver	3	64	21.3	30t	1
BYE WEEK						
10/26	vs. Cleveland	3	34	11.3	14	0
11/02	at Cincinnati	4	38	9.5	21	0
11/09	at Detroit	4	64	16.0	29	0
11/16	vs. Tennessee	1	19	19.0	19	0
11/23	vs. Minnesota	4	41	10.3	21	0
12/01	at Houston	2	37	18.5	20	0
12/07	at Chicago	4	43	10.8	27	0
12/14	vs. Green Bay	2	7	3.5	5	0
12/28	vs. Indianapolis	6	55	9.2	14	0
12/28	at Baltimore	1	0	0.0	0	0
<b>2008 totals:</b>		<b>41</b>	<b>489</b>	<b>11.9</b>	<b>30</b>	<b>2</b>



## 2007 GAME-BY-GAME STATISTICS

DATE	GAME	RECs	YDS	AVG.	LG	TD
09/09	vs. Tennessee	4	35	8.8	15	0
09/16	vs. Atlanta	2	39	19.5	25	0
09/23	at Denver	3	44	14.7	18	0
BYE WEEK						
10/07	at Kansas City	3	13	4.3	6	0
10/14	vs. Houston	2	30	15.0	16	0
10/22	vs. Indianapolis	2	13	6.5	8	0
10/28	at Tampa Bay	0	0	0.0	0	0
11/04	at New Orleans	4	46	11.5	21	0
11/11	at Tennessee	1	8	8.0	8	0
11/18	vs. San Diego	1	1	1.0	1t	1
11/25	vs. Buffalo	5	57	11.4	24	0
12/02	at Indianapolis	5	42	8.4	13	1
12/09	vs. Carolina	3	25	8.3	13	0
12/16	at Pittsburgh	2	38	19.0	20	0
12/23	vs. Oakland	0	0	0.0	0	0
12/30	at Houston	0	0	0.0	0	0
<b>2007 totals:</b>		<b>37</b>	<b>391</b>	<b>10.6</b>	<b>25</b>	<b>2</b>



## 2006 GAME-BY-GAME STATISTICS

DATE	GAME	RECs	YDS	AVG.	LG	TD
09/10	vs. Dallas	0	0	0.0	0	0
09/18	vs. Pittsburgh	0	0	0.0	0	0
09/24	at Indianapolis	0	0	0.0	0	0
10/01	at Washington	2	40	20.0	31	0
10/08	vs. N.Y. Jets	0	0	0.0	0	0
BYE WEEK						
10/22	at Houston	0	0	0.0	0	0
10/29	at Philadelphia	0	0	0.0	0	0
11/05	vs. Tennessee	2	11	5.5	6	0
11/12	vs. Houston	1	6	6.0	6	0
11/20	vs. N.Y. Giants	1	9	9.0	9	0
11/26	at Buffalo	1	1	1.0	1t	1
12/03	at Miami	0	0	0.0	0	0
12/10	vs. Indianapolis	1	19	19.0	19	0
12/17	at Tennessee	3	27	9.0	14	0
12/24	vs. New England	0	0	0.0	0	0
12/31	at Kansas City	2	13	9.7	31	1
<b>2006 totals:</b>		<b>13</b>	<b>126</b>	<b>9.7</b>	<b>31</b>	<b>1</b>

# BRANDON LINDER

## 65 BRANDON LINDER

OFFENSIVE LINEMAN

6-6 315 LBS.


MIAMI (FLA.)

BORN JANUARY 25, 1992

SOUTHWEST RANCHES, FLORIDA

ACQ: 3RD ROUND OF 2014 DRAFT (93RD)

EXP: 4TH YEAR



### TRANSACTIONS

Originally drafted in the third round (93rd overall) of the 2014 draft ... Placed on injured reserve on 10/5/15

### PRO (Games played/started - 33/33)

- Fourth-year pro has started in all 31 games he has played, starting first 14 games at center
- Switched from RG to C prior to the 2016 season
- Was a third-round pick of the Jaguars in 2014
- First player from the University of Miami ever drafted by the Jaguars
- Became 24th offensive lineman drafted by the Jaguars in franchise history

### 2017 (w/ JAX - 1/1)

Selected as an offensive captain by his teammates for the 2017 season

- **9/10 at HOU:** Started at C and helped pave the way for the team to rush for 155 yards ... Did not allow a sack

### 2016 (w/ JAX - 14/14)

Part of an offensive line that allowed its fewest sacks since 2007 (34)

- **9/11 vs. G.B.:** Made his first career start at C in team's season opener
- **9/18 at S.D.:** Started at C
- **9/25 vs. BAL:** Inactive (knee)
- **10/2 vs. IND:** Started at C, helping the team rush for 136 yards
- **10/16 at CHI:** Started at C
- **10/23 vs. OAK:** Started at C
- **10/27 at TEN:** Started at C
- **11/6 at K.C.:** Started at C, helping the team rush for a season-high 205 yards
- **11/13 vs. HOU:** Started at C
- **11/20 at DET:** Started at C and was part of an offensive line that did not allow a sack
- **11/27 at BUF:** Started at C
- **12/4 vs. DEN:** Started at C and helped the team rush for 154 yards
- **12/11 vs. MIN:** Inactive (ankle)
- **12/18 at HOU:** Started at C
- **12/24 vs. TEN:** Started at C
- **1/1 at IND:** Started at C, only to play seven snaps, before leaving the game with a concussion and not returning

### 2015 (w/ JAX - 3/3)

Placed on season-ending IR because of surgery to repair a labral tear in his left shoulder after injury suffered in Week 3

- **9/13 vs. CAR:** Started at RG to kick off his second season with the Jaguars
- **9/20 vs. MIA:** Helped the Jaguars rush for 123 yards and did not allow a sack

### 2014 (w/ JAX - 15/15)

Started 15 games at RG as a rookie ...Part of OL that helped club finish sixth in the NFL in average per rush (4.5)

- **9/7 at PHI:** Started at RG in his NFL debut, one of three Jaguars rookies to start on opening day (WR **Marqise Lee**, WR **Allen Hurns**)
- **10/19 vs. CLE:** Helped pave the way for an offense that rushed for a season-high 185 yards on 35 carries and 176 yards on **10/26 vs. MIA**, the first time since 2010 the club eclipsed 150-plus rushing yards in back-to-back games
- **12/28 at HOU:** Started at RG and was part of OL that helped team produce 121 yards on 14 carries (8.6 avg.)

### COLLEGE (at Miami (Fla.), 2010-13)

- Four-year starter and started 42 games (37 at RG, 2 at LT, 3 at C)
- Finished career with 35 TD-resulting blocks and 275 key blocks/knockdowns
- As a senior, named team's Most Valuable Player after leading team with 90 percent grade for blocking consistency, 11 TD-resulting blocks and 84 knockdowns
- Majored in health education

### PERSONAL

- Attended St. Thomas Aquinas High School in Ft. Lauderdale, Fla.
- Named U.S. Army All-American and was rated the third-best center in the country by Rivals.com
- Helped team compile a 28-1 record during his final two seasons and captured the Class 5A state title as a junior
- Twitter handle is @BrandonLinder65

# MAX MCCAFFREY

19

## MAX MCCAFFREY

WIDE RECEIVER

6-2 200 LBS.


DUKE

BORN MAY 17, 1994

HIGHLANDS RANCH, COLORADO

ACQ: PRACTICE SQUAD (NEW ORLEANS) 2017

EXP: 1ST YEAR



### TRANSACTIONS

Originally signed by Oakland as an undrafted free agent on 5/10/16 ... Waived on 8/29/16 ... Signed by Green Bay to the practice squad on 12/20/16 ... Promoted to the 53-man active roster on 1/21/16 ... Waived on 9/2/17 ... Signed by New Orleans to the practice squad on 9/4/17 ... Signed by Jacksonville from New Orleans' practice squad on 9/12/17

### PRO (Games played/started - 0/0)

- Spent his rookie training camp in Oakland before participating on Green Bay's practice squad to conclude the season
- Activated for Green Bay's NFC Championship Game versus Atlanta, but did not play

### COLLEGE (at Duke, 2012-16)

- Lettered four seasons and played in 53 games with 38 starts
- Collegiate career totals include 117 receptions for 1,341 yards and 12 TDs
- Represented Duke in the NFLPA Collegiate Bowl in 2016

### PERSONAL

- Son of Ed and Lisa McCaffrey
- Brother, Christian, is a rookie RB with Carolina
- Lettered three seasons at Valor Christian (Colorado)

### 2017 GAME-BY-GAME STATISTICS

DATE	OPP	RECS	YDS	AVG.	LG	TD
09/10	at Houston					
09/17	vs. Tennessee					
09/24	vs. Baltimore					
10/01	at New York Jets					
10/08	at Pittsburgh					
10/15	vs. LA Rams					
10/22	at Indianapolis					
	BYE WEEK					
11/05	vs. Cincinnati					
11/12	vs. LA Chargers					
11/19	at Cleveland					
11/26	at Arizona					
12/03	vs. Indianapolis					
12/10	vs. Seattle					
12/17	vs. Houston					
12/24	at San Francisco					
12/31	at Tennessee					

### 2017 totals:

# LERENTEE MCCRAY

## 55 LERENTEE MCCRAY

LINEBACKER

6-3 249 LBS

FLORIDA

BORN AUGUST 26, 1990

OCALA, FLORIDA

ACQ: UFA (BUFFALO) 2017

EXP: 5TH YEAR



### TRANSACTIONS

Originally signed with Denver as an undrafted rookie on 4/27/13 ... Signed with Green Bay as an unrestricted free agent on 4/18/16 ... Traded by Green Bay to Buffalo for a 2018 draft pick on 8/30/16 ... Signed by Jacksonville as an unrestricted free agent on 3/10/17

### PRO (Games played/started - 38/0, 4/0)

- Career totals include 31 tackles (16 solo), 1.5 sacks and two forced fumbles in four years with stops in Denver, Green Bay and Buffalo
- Captured a Super Bowl championship in 2015 with Denver

### 2017 (w/ JAX - 1/0)

- **9/10 at HOU:** Saw action at LB and recorded three tackles (one solo), 1.5 sacks and one tackle for a loss

### 2016 (w/ BUF, 13/0)

Totaled 10 tackles (four solo), one forced fumble and five special teams tackles

- **10/9 at L.A.:** Posted one solo tackle and one forced fumble
- **10/30 vs. N.E.:** Tallied a season-high four tackles, in addition to one special teams tackle

### 2015 (w/ DEN, 11/0)

Tallied 13 tackles (seven solo), and saw action in all three postseason games, including Super Bowl 50

- **11/8 at IND:** Recorded a season-high four stops (two solo)

### 2014 (w/ DEN, 16/16, 2/2)

Posted six tackles (four solo), one forced fumble and one pass defended during his rookie season

### 2013 (w/ DEN - IR)

Spent the season on injured reserve with an ankle injury

### COLLEGE (at Florida, 2008-12)

- Appeared in 40 games with 25 starts and totaled 65 (40 solo), including 12.5 tackles for loss and 4.5 sacks
- Helped the Gators to the 2008 SEC Championship

### PERSONAL

- Attended Dunnellon (Fla.) High School, where he played WR and LB and totaled 118 tackles and 9.0 sacks during his senior season
- Can be found on Twitter on @Liiive\_55

### REGULAR SEASON CAREER STATISTICS

DATE	TEAM	GP/GS	TKL	SOLO	ASST	TFL	SACKS	ST	FF	FR	INT	PD
2013	DEN							IR				
2014	DEN	13/0	6	4	2	0	1.0	0	1	0	0	1
2015	DEN	11/0	13	7	6	1	0.5	2	0	0	0	0
2016	BUF	13/0	10	4	6	0	0.0	5	1	0	0	0
2017	JAX	1/0	3	1	2	1	1.5	0	0	0	0	0
<b>NFL totals:</b>		<b>5 yrs. 38/0</b>	<b>32</b>	<b>16</b>	<b>16</b>	<b>2</b>	<b>3.0</b>	<b>7</b>	<b>2</b>	<b>0</b>	<b>0</b>	<b>1</b>

### POSTSEASON CAREER STATISTICS

DATE	TEAM	GP/GS	TKL	SOLO	ASST	TFL	SACKS	ST	FF	FR	INT	PD
2014	DEN	1/0	2	1	1	0	0.0	0	0	0	0	0
2015	DEN	3/0	0	0	0	0.0	0.0	0	0	0	0	0
<b>NFL totals:</b>		<b>4 yrs. 4/0</b>	<b>2</b>	<b>1</b>	<b>1</b>	<b>0</b>	<b>0.0</b>	<b>0</b>	<b>0</b>	<b>0</b>	<b>0</b>	<b>0</b>

### CAREER HIGHS

	GAME	SEASON
Tackles:	6 (10/11/15 vs. T.B.)	18 (2015)
Tackles for loss:	1 (11/15/15 at BAL)	1 (2015)
Passes defended:	1 (9/27/15 at N.E.)	1 (2015)
Special teams tackles:	2 (1/3/16 at HOU)	5 (2015)

### 2016 GAME-BY-GAME STATISTICS

DATE	OPP	TKL	SOLO	ASST	TFL	SACKS	ST	FF	FR	INT	PD
09/10	at Houston	3	1	2	1	1.5	0	0	0	0	0
09/17	vs. Tennessee										
09/24	vs. Baltimore										
10/01	at New York Jets										
10/08	at Pittsburgh										
10/15	vs. LA Rams										
10/22	at Indianapolis										
	BYE WEEK										
11/05	vs. Cincinnati										
11/12	vs. LA Chargers										
11/19	at Cleveland										
11/26	at Arizona										
12/03	vs. Indianapolis										
12/10	vs. Seattle										
12/17	vs. Houston										
12/24	at San Francisco										
12/31	at Tennessee										
<b>2017 totals:</b>		<b>3</b>	<b>1</b>	<b>2</b>	<b>1</b>	<b>1.5</b>	<b>0</b>	<b>0</b>	<b>0</b>	<b>0</b>	<b>0</b>

### 2016 GAME-BY-GAME STATISTICS

DATE	OPP	TKL	SOLO	ASST	TFL	SACKS	ST	FF	FR	INT	PD
09/11	at Baltimore	2	1	1	0	0.0	0	0	0	0	0
09/15	vs. New York Jets	0	0	0	0	0.0	1	0	0	0	0
09/25	vs. Arizona	0	0	0	0	0.0	0	0	0	0	0
10/02	at New England	0	0	0	0	0.0	0	0	0	0	0
10/09	at Los Angeles	1	1	0	0	0.0	0	1	0	0	0
10/16	vs. San Francisco	1	0	1	0	0.0	0	0	0	0	0
10/23	at Miami	2	1	1	0	0.0	1	0	0	0	0
10/30	vs. New England	4	1	3	0	0.0	1	0	0	0	0
11/07	at Seattle	0	0	0	0	0.0	0	0	0	0	0
11/14	BYE WEEK										
11/20	at Cincinnati	0	0	0	0	0.0	0	0	0	0	0
11/27	vs. Jacksonville	0	0	0	0	0.0	0	0	0	0	0
12/04	at Oakland	0	0	0	0	0.0	1	0	0	0	0
12/11	vs. Pittsburgh					ina					
12/18	vs. Cleveland					ina					
12/24	vs. Miami					ina					
01/01	at New York Jets	0	0	0	0	0.0	1	0	0	0	0
<b>2016 totals:</b>		<b>10</b>	<b>4</b>	<b>6</b>	<b>0</b>	<b>0.0</b>	<b>5</b>	<b>1</b>	<b>0</b>	<b>0</b>	<b>0</b>

### 2015 GAME-BY-GAME STATISTICS

DATE	OPP	TKL	SOLO	ASST	TFL	SACKS	ST	FF	FR	INT	PD
09/13	vs. Baltimore										
09/17	at Kansas City										
09/27	at Detroit	2	1	1	0	0.0	0	0	0	0	0
10/04	vs. Minnesota										
10/11	at Oakland										
10/18	at Cleveland	3	2	1	0	0.5	0	0	0	0	0
10/25	BYE WEEK										
11/01	vs. Green Bay	3	1	2	1	0.0	0	0	0	0	0
11/08	at Indianapolis	4	2	2	0	0.0	0	0	0	0	0
11/15	vs. Kansas City	0	0	0	0	0.0	1	0	0	0	0
11/22	at Chicago	0	0	0	0	0.0	0	0	0	0	0
11/29	vs. New England	0	0	0	0	0.0	0	0	0	0	0
12/06	at San Diego	1	1	0	0	0.0	1	0	0	0	0
12/13	vs. Oakland	0	0	0	0	0.0	0	0	0	0	0
12/20	at Pittsburgh					ina					
12/28	vs. Cincinnati	0	0	0	0	0.0	0	0	0	0	0
01/03	vs. San Diego	0	0	0	0	0.0	0	0	0	0	0
<b>2015 totals:</b>		<b>13</b>	<b>7</b>	<b>6</b>	<b>1</b>	<b>0.5</b>	<b>2</b>	<b>0</b>	<b>0</b>	<b>0</b>	<b>0</b>
01/17	vs. Pittsburgh	0	0	0	0	0.0	0	0	0	0	0
01/24	vs. New England	0	0	0	0	0.0	0	0	0	0	0
02/07	vs. Carolina	0	0	0	0	0.0	0	0	0	0	0
<b>Postseason totals:</b>		<b>0</b>	<b>0</b>	<b>0</b>	<b>0</b>	<b>0.0</b>	<b>0</b>	<b>0</b>	<b>0</b>	<b>0</b>	<b>0</b>



# LERENTEE McCRAY



## 2014 GAME-BY-GAME STATISTICS

DATE	OPP	TKL	SOLO	ASST	TFL	SACKS	ST	FF	FR	INT	PD
09/07	vs. Indianapolis	1	1	0	0	0.0	0	0	0	0	0
09/14	vs. Kansas City	0	0	0	0	0.0	0	0	0	0	0
09/21	at Seattle				ina						
09/28	BYE WEEK										
10/05	vs. Arizona				ina						
10/12	at New York Jets				ina						
10/19	vs. San Francisco	2	1	1	0	0.0	0	0	0	0	0
10/23	vs. San Diego	0	0	0	0	0.0	0	0	0	0	0
11/02	at New England	0	0	0	0	0.0	0	0	0	0	0
11/09	at Oakland	0	0	0	0	0.0	0	0	0	0	0
11/16	at St. Louis	0	0	0	0	0.0	0	0	0	0	0
11/23	vs. Miami	0	0	0	0	0.0	0	0	0	0	0
11/30	at Kansas City	0	0	0	0	0.0	0	0	0	0	0
12/07	vs. Buffalo	0	0	0	0	0.0	0	0	0	0	1
12/14	at San Diego	0	0	0	0	0.0	0	0	0	0	0
12/22	at Cincinnati	1	1	0	0	0.0	0	0	0	0	0
12/28	vs. Oakland	2	1	1	0	1.0	0	1	0	0	0
<b>2014 totals:</b>		<b>6</b>	<b>4</b>	<b>2</b>	<b>0</b>	<b>1.0</b>	<b>0</b>	<b>1</b>	<b>0</b>	<b>0</b>	<b>0</b>
01/11	vs. Indianapolis	2	1	1	0	0.0	0	0	0	0	0
<b>Postseason totals:</b>		<b>2</b>	<b>1</b>	<b>1</b>	<b>0</b>	<b>0.0</b>	<b>0</b>	<b>0</b>	<b>0</b>	<b>0</b>	<b>0</b>

# JASON MYERS

2

## JASON MYERS

KICKER

5-10 190 LBS.


MARIST

BORN MAY 12, 1991

CHULA VISTA, CALIFORNIA

ACQ: FREE AGENT 2015

EXP: 3RD YEAR



### TRANSACTIONS

Originally signed by Jacksonville as a first-year free agent on 3/3/15

### PRO (Games played/started - 32/0)

- Spent time with Arizona and San Jose of the Arena Football League in 2014
- Assumed the team's kicking duties prior to the 2015 season

### 2017 (w/ JAX - 1/0)

- 9/10 at HOU:** Connected on three of four field goals with a long field goal of 42 yards ... Was two of three on his PATs

### 2016 (w/ JAX - 16/0)

Converted 27 of 34 field goals, the fourth-most made FGs in a single season in franchise history ... Kicked 60 touchbacks on 76 kickoffs for a league-best 78.9 touch-back percentage (min. 10 attempts)

- 9/11 vs. G.B.:** Converted on FGs of 26, 39 and 50 yards and made both PATs for 11 total points
- 9/18 at S.D.:** Went 2-for-2 on PATs and missed a 54-yard FG attempt
- 9/25 vs. BAL:** Converted on a 49-yard FG and made two PATs
- 10/2 vs. IND:** Made FGs from 22, 46 and 49 yards and went 3-for-3 on PATs
- 10/16 at CHI:** Converted a 30-yard FG in the fourth quarter and went 2-for-2 on PATs
- 10/23 vs. OAK:** Converted on FGs of 23, 37, and 44 yards and made one his lone PAT for a total of 10 points
- 10/27 at TEN:** Converted two PAT attempts
- 11/6 at K.C.:** Converted two PAT attempts and missed a 54-yard FG attempt
- 11/13 vs. HOU:** Converted FGs of 54 and 44 yards, and made his lone PAT attempt
- 11/20 at DET:** Made FGs from 27 and 52 yards
- 11/27 at BUF:** Converted on all three PAT attempts
- 12/4 vs. DEN:** Converted on a 47-yard FG and one PAT attempt
- 12/11 vs. MIN:** Made 3-of-5 FG attempts, including a season-long 55-yarder in the second quarter
- 12/18 at HOU:** Converted on field goals of 26 and 50 yards and two PAT attempts
- 12/24 vs. TEN:** Converted on field goals of 29, 48, 50 and 56 yards
- 1/1 at IND:** Made 2-of-4 FG attempts and converted on two PAT attempts

### 2015 (w/ JAX - 16/0)

His 26 made FGs are the fourth-most in a season in franchise history and his 110 points scored (26 FGs, 32 PATs) are the fifth-most in a season in club history ... His 86.7 FG percentage is the highest career FG percentage in Jaguars history (min. 30 attempts) and the highest by a Jaguars first-year player

- 9/13 vs. CAR:** Converted his first NFL kick from 22 yards
- 9/20 vs. MIA:** Went three-for-three on field goal attempts, including a season-long 58-yarder as time expired in the first half and a 28-yard game-winner with 40 seconds remaining in the fourth quarter ... His 58-yard FG was also second-longest in franchise history
- 9/27 at N.E.:** Made a 40-yard FG and went 2-for-2 on PATs
- 10/4 at IND:** Went 2-for-4 on FGs and 1-for-1 on PATs
- 10/11 at T.B.:** Connected on a 31-yard attempt and went 4-for-4 on PATs
- 10/18 vs. HOU:** Went 2-for-3 on PAT attempts
- 10/25 vs. BUF:** Went 4-for-5 on PAT attempts
- 11/8 at NYJ:** Converted on field goal attempts from 45, 39 and 35 yards, and went 2-for-2 on PATs
- 11/15 at BAL:** Converted on 3-of-4 FGs, including the game-winning 53-yarder with no time left on the clock
- 11/19 vs. TEN:** Went 4-for-4 on FGs, converting on attempts from 20, 31, 32 and 36 yards
- 11/29 vs. S.D.:** Went 4-for-4 on FGs, converting on attempts from 22, 27, 28 and 55 yards
- 12/6 at TEN:** Went 3-for-5 on extra point attempts
- 12/13 vs. IND:** Converted on his only FG attempt from 46 yards and went 6-for-7 on extra points
- 12/20 vs. ATL:** Converted on two extra points and a 42-yard field goal
- 12/27 at N.O.:** Converted his only extra point attempt
- 1/3 at HOU:** Converted on field goal attempts from 43 and 34 yards

### COLLEGE (at Marist, 2009-12)

- Four-year letterman who also served as team's punter as a senior

- As a senior, made 5 of 10 FGs in final season with a long of 40 yards and averaged 39.0 yards on 56 punts with 16 downed inside the 20

### PERSONAL

- Attended Mater Dei Catholic (Calif.) High School
- Four-year letterman in football and soccer and also played baseball
- Named Mesa Kicker of the Year as a senior
- Named South Bay Kicker of the Year as a junior
- Played on the state championship soccer team as a senior and was named San Diego Division IV CIF Player of the Year
- Son of Donny and Mary Myers
- Married to the former Katie Glomb
- Twitter handle is @JayMy\_31

### REGULAR SEASON CAREER STATISTICS

YEAR	TEAM	GP	PAT	ATT	FG	FGA	PCT	LG	PTS
2015	JAX	16	32	39	26	30	86.7	58	110
2016	JAX	15	29	32	27	34	79.4	56	110
2017	JAX	1	2	3	3	4	75.0	42	11
<b>NFL totals: 3 yrs.</b>		<b>32</b>	<b>63</b>	<b>74</b>	<b>56</b>	<b>68</b>	<b>82.4</b>	<b>58</b>	<b>231</b>

### CAREER HIGHS

	GAME	SEASON
<b>PATs made:</b>	6 (12/13/15 vs. IND)	32 (2015)
<b>PAT attempts:</b>	7 (12/13/15 vs. IND)	39 (2015)
<b>Field goals made:</b>	4 (three times, last: 12/24/16 vs. TEN)	26 (2015)
<b>Field goal attempts:</b>	4 (four times, last: 1/1/17 at IND)	30 (2015 & 2016)
<b>Longest field goal:</b>	58 (9/20/15 vs. MIA)	58 (2015)
<b>Points:</b>	14 (12/24/16 vs. Ten.)	110 (2015, 2016)

### 2017 GAME-BY-GAME STATISTICS

DATE	OPP	GP	PAT	ATT	FG	FGA	PCT	LG	PTS
09/10	at Houston	1	2	3	3	4	75.0	42	11
09/17	vs. Tennessee								
09/24	vs. Baltimore								
10/01	at New York Jets								
10/08	at Pittsburgh								
10/15	vs. LA Rams								
10/22	at Indianapolis								
	BYE WEEK								
11/05	vs. Cincinnati								
11/12	vs. LA Chargers								
11/19	at Cleveland								
11/26	at Arizona								
12/03	vs. Indianapolis								
12/10	vs. Seattle								
12/17	vs. Houston								
12/24	at San Francisco								
12/31	at Tennessee								
<b>2017 totals:</b>		<b>1</b>	<b>2</b>	<b>3</b>	<b>3</b>	<b>4</b>	<b>75.0</b>	<b>42</b>	<b>11</b>

### 2016 GAME-BY-GAME STATISTICS

DATE	OPP	GP	PAT	ATT	FG	FGA	PCT	LG	PTS
09/11	vs. Green Bay	1	2	2	3	3	100.0	50	11
09/18	at San Diego	1	2	2	0	1	0.0	-	2
09/25	vs. Baltimore	1	2	2	1	2	50.0	49	5
10/02	vs. Indianapolis	1	3	3	3	3	100.0	49	12
	BYE WEEK								
10/16	at Chicago	1	2	2	1	1	100.0	30	5
10/23	vs. Oakland	1	1	1	3	3	100.0	44	10
10/27	at Tennessee	1	2	2	0	0	0.0	-	2
11/06	at Kansas City	1	2	2	0	1	0.0	-	2
11/13	vs. Houston	1	1	1	2	2	100.0	54	7
11/20	at Detroit	1	1	2	2	2	100.0	52	7
11/27	at Buffalo	1	3	3	0	0	0.0	-	3
12/04	vs. Denver	1	1	1	1	1	100.0	47	4
12/11	vs. Minnesota	1	1	1	3	5	60.0	55	10
12/18	at Houston	1	2	2	2	2	100.0	50	8
12/24	vs. Tennessee	1	2	4	4	4	100.0	56	14
01/01	at Indianapolis	1	2	2	2	4	50.0	47	8
<b>2016 totals:</b>		<b>16</b>	<b>29</b>	<b>32</b>	<b>27</b>	<b>34</b>	<b>79.4</b>	<b>56</b>	<b>110</b>

# JASON MYERS



## 2015 GAME-BY-GAME STATISTICS

DATE	OPP	GP	PAT	ATT	FG	FGA	PCT	LG	PTS
09/13	vs. Carolina	1	0	1	1	2	50.0	22	3
09/20	vs. Miami	1	2	2	3	3	100.0	58	11
09/27	at New England	1	2	2	1	1	100.0	40	5
10/04	at Indianapolis	1	1	1	2	4	50.0	32	7
10/11	at Tampa Bay	1	4	4	1	1	100.0	31	7
10/18	vs. Houston	1	2	3	0	0	0.0	0	2
10/25	vs. Buffalo	1	4	5	0	0	0.0	0	4
	BYE WEEK								
11/08	at N.Y. Jets	1	2	2	3	3	100.0	45	11
11/15	at Baltimore	1	1	1	3	4	75.0	53	10
11/19	vs. Tennessee	1	1	1	4	4	100.0	36	13
11/29	vs. San Diego	1	1	2	4	4	100.0	51	13
12/06	at Tennessee	1	3	5	0	0	0.0	0	3
12/13	vs. Indianapolis	1	6	7	1	1	100.0	46	9
12/20	vs. Atlanta	1	2	2	1	1	100.0	42	5
12/27	at New Orleans	1	1	1	0	0	0.0	0	1
01/03	at Houston	1	0	0	2	2	100.0	43	6
<b>2015 totals:</b>		<b>16</b>	<b>32</b>	<b>39</b>	<b>26</b>	<b>30</b>	<b>86.7</b>	<b>58</b>	<b>110</b>





# YANNICK NGAKOUE

## 91 YANNICK NGAKOUE

DEFENSIVE END

6-2 246 LBS.

MARYLAND

BORN MARCH 31, 1995

BOWIE, MARYLAND

ACQ: 3RD ROUND OF 2016 DRAFT (69TH)

EXP: 2ND YEAR



### TRANSACTIONS

Originally drafted by Jacksonville in the third round (69th overall) of the 2016 NFL Draft

### PRO (Games played/started - 17/16)

- Made his NFL debut in team's season opener in 2016
- Owns the franchise rookie record for sacks in a single season (8.0)
- Of his 10.0 career sacks, six have been strip-sacks

### 2017 (w/ JAX - 1/1)

- **9/10 at HOU:** Started at DE and recorded four tackles (three solo), two strip-sacks and one fumble recovery

### 2016 (w/ JAX - 16/15)

One of two Jaguars rookies (**Jeremy Mincey**) to post 8.0-plus sacks, four-plus forced fumbles and at least one INT in a single season ... Finished second in the NFL behind S.D.'s **Joey Bosa** with 8.0 sacks by a rookie ... Joins K.C.'s **Tamba Hali** (2006), BAL's **Terrell Suggs** (2003), CAR's **Julius Peppers** (2002) and S.F.'s **Charles Haley** (1986) as the only rookies to post 8.0-plus tackles, four-plus forced fumbles and at least one INT in their rookie season

- **9/11 vs. G.B.:** Made two tackles (one solo) in NFL and Jaguars debut
- **9/18 at S.D.:** Made his first career start at LEO and made three tackles (two solo), including his first career sack-fumble in the second quarter
- **9/25 vs. BAL:** Registered his second consecutive game with a sack-fumble ... One of three players to register a sack and a forced fumble in consecutive games this season, joining BUF's **Lorenzo Alexander** and WAS' **Trent Murphy**
- **10/2 vs. IND:** Registered four tackles, including 1.0 sack, as well as his first career interception and third career forced fumble ... Only NFL player this season to register a sack, forced fumble and an interception in the same game
- **10/16 at CHI:** Started at LEO and made 1.0 sack, becoming the first rookie in team history to register a sack in four consecutive games ... Fourth player in Jaguars history to register a sack in four consecutive games (**Tony Brackens**, **Rob Meier** and **Gary Walker**)
- **10/23 vs. OAK:** Started at LEO and totaled two solo tackles
- **10/27 at TEN:** Started at LEO and recorded a QB hit
- **11/6 at K.C.:** Started at LEO and made one solo tackle and three QB hits
- **11/13 vs. HOU:** Started at LEO, making one solo tackle and one pass defended
- **11/20 at DET:** Started at LEO and tallied one solo tackle, a five-yard sack of QB **Matthew Stafford**
- **11/27 at BUF:** Started at LEO and picked up his sixth sack of the season, along with two tackles (one solo)
- **12/4 vs. DEN:** Started at LEO and exited the game with an ankle injury
- **12/11 vs. MIN:** Started at LEO and made one solo tackle and registered a forced fumble
- **12/18 at HOU:** Started at LEO and made one solo tackle
- **12/24 vs. TEN:** Started at LEO and registered 1.0 sack, with seven sack tying team record for a rookie
- **1/1 at IND:** Started at LEO and registered two solo tackles, 1.0 sack and one tackle for a loss ... His eighth sack of the season to break rookie record held by Tony Brackens (7 in 1996)

### COLLEGE (at Maryland, 2013-15)

- As a senior, selected First Team All-Big Ten by coaches and media
- Set Maryland's single-season sack record (13.5), breaking a record set by Mark Duda (1982) and Bruce Palmer (1978)
- Ranked second nationally in sacks per game
- Appeared in all 13 games as a true freshman

### PERSONAL

- Son of Marlene Chantelly
- Honor roll student
- Worked as a volunteer with the homeless and helped mentor children
- Majored in African American studies
- Attended Friendship Collegiate Academy (Washington, D.C.)
- Named a first team Parade All-America and the 2012 D.C. Gatorade Player of the Year
- Rated a four-star recruit by Rivals, No. 11 OLB
- Helped lead the school to the DCSAA title as a senior

### REGULAR SEASON CAREER STATISTICS

YEAR	TEAM	GP/GS	TKL	SOLO	ASST	SACKS	FF	FR	PD	TFL
2016	JAX	16/15	23	20	3	8.0*	4	0	2	6
2017	JAX	1/1	4	3	1	2.0	2	1	0	0
<b>NFL totals: 1 yr.</b>		<b>17/16</b>	<b>27</b>	<b>23</b>	<b>4</b>	<b>10.0</b>	<b>6</b>	<b>1</b>	<b>2</b>	<b>6</b>

\*Team rookie record

### 2017 GAME-BY-GAME STATISTICS

DATE	OPP	TKL	SOLO	ASST	ST	SACKS	FF	FR	PD	TFL
09/10	at Houston	4	3	1	0	2.0	2	1	0	0
09/17	vs. Tennessee									
09/24	vs. Baltimore									
10/01	at New York Jets									
10/08	at Pittsburgh									
10/15	vs. LA Rams									
10/22	at Indianapolis									
BYE WEEK										
11/05	vs. Cincinnati									
11/12	vs. LA Chargers									
11/19	at Cleveland									
11/26	at Arizona									
12/03	vs. Indianapolis									
12/10	vs. Seattle									
12/17	vs. Houston									
12/24	at San Francisco									
12/31	at Tennessee									
<b>2017 totals:</b>		<b>4</b>	<b>3</b>	<b>1</b>	<b>0</b>	<b>2.0</b>	<b>2</b>	<b>1</b>	<b>0</b>	<b>0</b>

### 2016 GAME-BY-GAME STATISTICS

DATE	OPP	TKL	SOLO	ASST	ST	SACKS	FF	FR	PD	TFL
09/11	vs. Green Bay	2	1	1	0	0.0	0	0	0	0
09/18	at San Diego	3	2	1	0	1.0	1	0	0	0
09/25	vs. Baltimore	1	1	0	0	1.0	1	0	0	0
10/02	vs. Indianapolis	4	4	0	0	1.0	1	0	1	1
BYE WEEK										
10/16	at Chicago	1	1	0	0	1.0	0	0	0	1
10/23	vs. Oakland	2	2	0	0	0.0	0	0	0	0
10/27	at Tennessee	0	0	0	0	0.0	0	0	0	0
11/06	at Kansas City	1	1	0	0	0.0	0	0	0	0
11/13	vs. Houston	1	1	0	0	0.0	0	0	1	0
11/20	at Detroit	1	1	0	0	1.0	0	0	0	1
11/27	at Buffalo	2	1	1	0	1.0	0	0	0	1
12/04	vs. Denver	0	0	0	0	0.0	0	0	0	0
12/11	vs. Minnesota	1	1	0	0	0.0	1	0	0	0
12/18	at Houston	1	1	0	0	0.0	0	0	0	0
12/24	vs. Tennessee	1	1	0	0	1.0	0	0	0	1
31/01	at Indianapolis	2	2	0	0	1.0	0	0	0	1
<b>2016 totals:</b>		<b>23</b>	<b>20</b>	<b>3</b>	<b>0</b>	<b>8.0</b>	<b>4</b>	<b>0</b>	<b>2</b>	<b>6</b>

**Additional statistics:** One interception on 10/2 vs. IND, seven-yard return

# BRAD NORTMAN

3

## BRAD NORTMAN

PUNTER

6-2 214 LBS.

WISCONSIN

BORN SEPTEMBER 12, 1989

BROOKFIELD, WISCONSIN

ACQ: UFA (CAROLINA) 2016

EXP: 6TH YEAR



### TRANSACTIONS

Originally selected by Carolina in the sixth round (207th overall) of the 2012 NFL Draft ... Signed as an unrestricted free agent by Jacksonville on 3/10/15

### PRO (Games played/started - 81/0, 6/0)

- Sixth-year punter has played in Carolina and Jacksonville
- Played in six postseason games, including Super Bowl 50

### 2017 (w/ JAX - 1/0)

- **9/10 at HOU:** Punted four times for 187 yards (46.8 avg.) with a net average of 36.5 yards and a long punt of 61 yards

### 2016 (w/ JAX - 16/0)

- **9/11 vs. G.B.:** Made Jaguars debut and punted twice for 125 yards (62.5 net avg.) and downed both inside the 5-yard line ... His 67-yard punt is the seventh-longest in franchise history
- **9/18 at S.D.:** Punted four times for 179 yards (44.8 avg.), including downing two punts inside the 20
- **9/25 vs. BAL:** Punted six times for 249 yards (41.5 avg.), including two punts downed inside the 20
- **10/2 vs. IND:** Punted five times for 269 yards (53.8 avg.), including a career-long 78-yard punt in the fourth quarter, the second-longest punt in Jaguars franchise history (Bryan Barker, 83) and longest in the NFL this season ... Had one punt downed inside the 20
- **10/16 at CHI:** Punted five times for 275 yards (55.0 avg.), including a 52.2 net avg. ... Downed two punts inside the 20, including his 100th career punt inside the 20
- **10/23 vs. OAK:** Punted five times for 239 yards (47.8 avg.) including a long punt of 56 yards
- **10/27 at TEN:** Punted six times for 275 yards (45.8 avg.) and downed one punt inside the 20
- **11/6 at K.C.:** Punted four times for 167 yards (41.8 avg.) and downed one punt inside the 20 ... Tallied one special teams tackle
- **11/13 vs. HOU:** Punted three times for 115 yards
- **11/20 at DET:** Punted six times for 245 yards (40.8 avg.) and downed a career-high four punts inside the 20
- **11/27 at BUF:** Punted six times for 273 yards (45.5 avg., 31.7 net avg.), including two punts downed inside the 20 and a long of 61
- **12/4 vs. DEN:** Punted eight times for 369 yards (46.1 avg., 41.1 net avg.), including a career-high-tying four downed inside the 20 and long of 65
- **12/11 vs. MIN:** Punted four times for 163 yards (40.8 avg., 38.5 net avg.), including one downed inside the 20
- **12/18 at HOU:** Punted six times for 315 yards (52.5 avg., 46.2 net avg.) including a long punt of 67 yards
- **12/24 vs. TEN:** Punted three times for 143 yards (47.7 avg., 48.3 net avg.)
- **1/1 at IND:** Punted four times for 188 yards (47.0 avg., 42.0 net avg.), landing three inside the 20-yard line

### 2015 (w/ CAR - 16/0, 3/0)

Played in all 16 games, including three playoff contests ... Season totals include 70 punts for 3,175 yards (45.4 avg.), including a 39.8 net average ... Downed 20 punts inside the 20

- **9/20 vs. HOU:** Punted five times for 377 yards for a season-best 53.9 average
- **11/15 at TEN:** Punted four times for a season-high 47.3 net average
- **02/07 vs. DEN:** Punted seven times for 315 yards (45.0 avg.) in Super Bowl 50

### 2014 (w/ CAR - 16/0, 2/0)

Played in all 16 games, including two postseason games ... Generated a gross average of 44.9 yards and net average of 36.5 yards with a career-high 26 punts inside the 20, five touchbacks, two blocks and a long of 72 yards on 72 punts ... Served as holder on extra points and field goals

- **10/19 at G.B.:** Compiled a season-high 53.9-yard gross average, the second highest of his career, on a season-high seven punts
- **11/16 vs. ATL:** Equaled second-longest punt in team history and matched career long with a 72-yard boot ... Produced a season-high 48.3-yard net average
- **1/3 vs. ARI:** Tied team record for the most punts inside the 20 in a postseason game with three

### 2013 (w/ CAR - 16/0, 1/0)

Played in all 16 games, including one playoff contest ... Set Carolina records with a gross average of 47.8 yards, which ranked second in the NFC and fourth in the NFL, and net average of 41.6 yards, which ranked fourth in the NFC and fifth in the NFL ... Punted 70 times with a career-high 25 inside the 20, five touchbacks and a career long of 72 yards

- **11/24 at MIA:** Established a Carolina single-game record with a 56.7-yard gross average on seven punts ... Uncorked a career-long 72-yard punt, matching the second-longest punt in team history
- **12/22 vs. N.O.:** Generated a season-high net average of 47.0 yards on a season-high eight punts with two inside the 20 ... Pinned the Saints at their 2-yard line and 3-yard line
- Named NFC Special Teams Player of the Month for December, compiling a 48.1 gross average and 44.0-yard net average with eight inside the 20 and had at least one punt longer than 50 yards in all five games

### 2012 (w/ CAR - 16/0)

Recorded a gross average of 43.0 yards and net average of 36.5 yards with 20 punts inside the 20, seven touchbacks, one block of 63 yards on 76 punts

- **10/7 vs. SEA:** Booted a career-long 63-yard punt
- **11/4 at WAS:** Landed a season-high three punts inside the 20
- **11/11 vs. DEN:** Produced a season-high 50.1-yard gross average on a career-high nine punts
- **12/23 vs. OAK:** Generated a season-high 48.3-yard net average

### COLLEGE (at Wisconsin, 2008-11)

- Played in 52 games, taking over the Badgers' punting duties as a freshman
- Generated gross average of 42.1 yards and net average of 36.7 yards with 69 punts inside the 20, 19 touchbacks, four blocks and long of 76 yards on 199 punts, the fourth most in school history
- Gross average ranks as the third highest in UW history
- Thirty five punts traveled more than 50 yards and 53 resulted in fair catches
- Majored in accounting

### PERSONAL

- Attended Central High School in Brookfield, Wis.
- Ranked as the No. 4 punter in the nation by Rivals.com and No. 8 by Scout.com
- Parents are William and Jane Nortman
- Married to wife, Lexi
- Twitter handle is @BradNortmanisms



### REGULAR SEASON CAREER STATISTICS

YEAR	TEAM	GP	PUNTS	YARDS	GROSS AVG.	FC	NET AVG.	IN 20	LG	BLK
2012	CAR	16	76	3,267	43.0	20	36.5	20	63	1
2013	CAR	16	72	3,428	47.8	13	41.6	23	72	0
2014	CAR	16	80	3,542	44.9	20	36.5	30	72	2
2015	CAR	16	85	3,797	45.4	19	39.8	23	65	0
2016	JAX	16	77	3,589	46.6	19	39.5	27	78	0
2017	JAX	1	4	187	46.8	1	36.5	0	61	0
<b>NFL totals: 6 yrs.</b>		<b>81</b>	<b>369</b>	<b>16,298</b>	<b>44.2</b>	<b>90</b>	<b>38.5</b>	<b>118</b>	<b>78</b>	<b>3</b>



### POST SEASON CAREER STATISTICS

YEAR	TEAM	GP	PUNTS	YARDS	GROSS AVG.	FC	NET AVG.	IN 20	LG	BLK
2013	CAR	1	2	84	42.0	2	42.0	1	51	0
2014	CAR	2	8	306	38.3	5	34.6	4	49	0
2015	CAR	3	15	622	41.5	8	35.4	3	61	0
<b>NFL totals: 5 yrs.</b>		<b>6</b>	<b>25</b>	<b>1,012</b>	<b>40.5</b>	<b>15</b>	<b>35.7</b>	<b>8</b>	<b>61</b>	<b>0</b>



### CAREER HIGHS

	GAME	SEASON
<b>Punts:</b>	9 (11/11/12 vs. Denver)	85 (2015)
<b>Yards:</b>	451 (11/11/12 vs. Denver)	3,797 (2015)
<b>Gross average:</b>	62.5 (9/11/16 vs. Green Bay)	47.8 (2013)
<b>Net average:</b>	62.5 (9/11/16 vs. Green Bay)	41.6 (2013)
<b>Inside the 20:</b>	4 (two times, last: 12/4/16 vs. DEN)	30 (2014)
<b>Long:</b>	78 (10/2/16 vs. Indianapolis)	78 (2016)

# BRAD NORTMAN

## 2017 GAME-BY-GAME STATISTICS

DATE	OPP	PUNTS	YARDS	GROSS AVG.	FC	NET AVG.	IN 20	LG	BLK
09/10	at Houston	4	187	46.8	1	36.5	0	61	0
09/17	vs. Tennessee								
09/24	vs. Baltimore								
10/01	at New York Jets								
10/08	at Pittsburgh								
10/15	vs. LA Rams								
10/22	at Indianapolis								
	BYE WEEK								
11/05	vs. Cincinnati								
11/12	vs. LA Chargers								
11/19	at Cleveland								
11/26	at Arizona								
12/03	vs. Indianapolis								
12/10	vs. Seattle								
12/17	vs. Houston								
12/24	at San Francisco								
12/31	at Tennessee								
<b>2017 totals:</b>		<b>4</b>	<b>187</b>	<b>46.8</b>	<b>1</b>	<b>36.5</b>	<b>0</b>	<b>61</b>	<b>0</b>

## 2016 GAME-BY-GAME STATISTICS

DATE	OPP	PUNTS	YARDS	GROSS AVG.	FC	NET AVG.	IN 20	LG	BLK
09/11	vs. Green Bay	2	125	62.5	0	62.5	2	67	0
09/18	at San Diego	4	179	44.8	0	39.5	2	56	0
09/25	vs. Baltimore	6	249	41.5	2	38.2	2	49	0
10/02	vs. Indianapolis	5	269	53.8	1	46.2	1	78	0
	BYE WEEK								
10/16	at Chicago	5	275	55.0	1	52.2	2	60	0
10/23	vs. Oakland	5	239	47.8	0	39.6	0	56	0
10/27	at Tennessee	6	275	45.8	1	41.0	1	60	0
11/06	at Kansas City	4	167	41.8	1	25.3	1	47	0
11/13	vs. Houston	3	115	38.3	0	12.7	0	48	0
11/20	at Detroit	6	245	40.8	3	31.7	4	54	0
11/27	at Buffalo	6	273	45.5	1	31.7	2	61	0
12/04	vs. Denver	8	369	46.1	3	41.1	4	65	0
12/11	vs. Minnesota	4	163	40.8	0	38.5	1	54	0
12/18	at Houston	6	315	52.5	2	46.2	1	67	0
12/24	vs. Tennessee	3	143	47.7	1	48.3	1	55	0
01/01	at Indianapolis	4	188	47.0	3	42.0	3	52	0
<b>2016 totals:</b>		<b>77</b>	<b>3,589</b>	<b>46.6</b>	<b>19</b>	<b>39.5</b>	<b>27</b>	<b>78</b>	<b>0</b>

Additional statistics: one special teams tackle on 11/6 at K.C.

## 2015 GAME-BY-GAME STATISTICS

DATE	OPP	PUNTS	YARDS	GROSS AVG.	FC	NET AVG.	IN 20	LG	BLK
09/13	at Jacksonville	4	179	44.8	2	37.5	2	56	0
09/20	vs. Houston	7	377	29.9	0	42.7	0	65	0
09/27	vs. New Orleans	4	173	43.3	1	22.8	1	55	0
10/04	at Tampa Bay	4	154	38.5	1	29.8	2	56	0
	BYE WEEK								
10/18	at Seattle	5	243	48.6	1	43.0	1	59	0
10/25	vs. Philadelphia	4	157	39.3	2	38.8	3	45	0
11/02	vs. Indianapolis	7	293	41.9	2	39.6	1	61	0
11/08	vs. Green Bay	6	289	48.2	1	45.2	0	60	0
11/15	at Tennessee	4	189	47.3	2	47.3	2	63	0
11/22	vs. Washington	4	207	51.8	1	46.0	1	56	0
11/26	at Dallas	2	80	40.0	1	36.0	1	58	0
12/06	at New Orleans	3	114	38.0	1	35.7	1	45	0
12/13	vs. Atlanta	4	196	49.0	0	46.5	0	65	0
12/20	at N.Y. Giants	7	318	45.4	3	40.9	1	59	0
12/27	at Atlanta	3	130	43.3	1	36.7	2	63	0
01/03	vs. Tampa Bay	2	76	38.0	1	38.0	2	51	0
<b>2015 totals:</b>		<b>70</b>	<b>3,175</b>	<b>45.4</b>	<b>19</b>	<b>39.8</b>	<b>20</b>	<b>65</b>	<b>0</b>
01/17	vs. Seattle	5	188	37.6	3	36.0	2	46	0
01/24	vs. Arizona	3	119	39.7	1	39.0	0	44	0
02/07	at Denver	7	315	45.0	4	33.4	1	61	0
<b>Postseason totals:</b>		<b>15</b>	<b>622</b>	<b>41.5</b>	<b>8</b>	<b>35.4</b>	<b>3</b>	<b>61</b>	<b>0</b>

## 2014 GAME-BY-GAME STATISTICS

DATE	OPP	PUNTS	YARDS	GROSS AVG.	FC	NET AVG.	IN 20	LG	BLK
09/07	at Tampa Bay	6	282	47.0	1	37.7	2	54	0
09/14	vs. Detroit	6	269	44.8	2	36.2	1	57	0
09/21	vs. Pittsburgh	4	210	52.5	0	43.3	2	65	0
09/28	at Baltimore	4	194	48.5	2	39.0	0	58	0
10/05	vs. Chicago	5	241	48.2	1	38.2	2	62	0
10/12	at Cincinnati	1	38	38.0	0	38.0	0	38	0
10/29	at Green Bay	7	377	42.7	0	42.7	2	67	0
10/26	vs. Seattle	2	78	39.0	1	39.0	1	47	0
10/30	vs. New Orleans	6	253	41.8	4	41.8	3	58	0
11/10	at Philadelphia	7	333	35.4	2	35.4	1	59	0
11/16	vs. Atlanta	6	214	35.7	2	35.7	3	42	0
	BYE WEEK								
11/30	at Minnesota	4	146	16.8	0	16.8	1	43	2
12/07	at New Orleans	4	158	22.5	0	22.5	2	49	0
12/14	vs. Tampa Bay	3	99	33.0	3	33.0	3	37	0
12/21	vs. Cleveland	4	199	43.8	2	43.8	1	60	0
12/28	at Atlanta	3	145	48.3	0	48.8	2	72	0
<b>2014 totals:</b>		<b>72</b>	<b>3,236</b>	<b>44.9</b>	<b>20</b>	<b>37.5</b>	<b>26</b>	<b>72</b>	<b>2</b>

01/03	vs. Arizona	4	149	37.3	2	32.3	3	49	0
01/10	at Seattle	4	157	39.3	3	37.0	1	48	0
<b>Postseason totals:</b>		<b>8</b>	<b>306</b>	<b>38.2</b>	<b>5</b>	<b>34.6</b>	<b>4</b>	<b>49</b>	<b>0</b>

## 2013 GAME-BY-GAME STATISTICS

DATE	OPP	PUNTS	YARDS	GROSS AVG.	FC	NET AVG.	IN 20	LG	BLK
09/08	vs. Seattle	5	239	47.8	0	38.2	2	57	0
09/15	at Buffalo	5	257	51.4	2	43.6	3	62	0
09/22	vs. N.Y. Giants	2	97	48.5	0	38.5	0	49	0
	BYE WEEK								
10/06	at Arizona	4	195	48.8	0	38.8	1	63	0
10/13	at Minnesota	3	99	33.0	2	33.0	3	34	0
10/20	vs. St. Louis	3	154	51.3	0	42.7	1	56	0
10/24	at Tampa Bay	4	216	43.2	1	42.0	3	59	0
11/03	vs. Atlanta	3	128	42.7	1	37.3	2	57	0
11/10	at San Francisco	7	320	45.7	0	37.9	2	65	0
11/18	vs. New England	2	87	43.5	1	37.0	0	50	0
11/24	at Miami	7	397	56.7	0	46.6	0	72	0
12/01	vs. Tampa Bay	3	138	46.0	2	46.0	1	55	0
12/08	at New Orleans	5	227	45.4	1	42.0	1	57	0
12/15	vs. N.Y. Jets	2	92	46.0	0	46.0	1	52	0
12/22	vs. New Orleans	8	406	50.8	1	47.0	2	60	0
12/29	at Atlanta	6	292	48.7	2	39.7	3	64	0
<b>2013 totals:</b>		<b>70</b>	<b>3,344</b>	<b>47.8</b>	<b>13</b>	<b>41.6</b>	<b>25</b>	<b>72</b>	<b>0</b>

01/12	vs. San Francisco	2	84	42.0	2	42.0	1	51	0
<b>Postseason totals:</b>		<b>2</b>	<b>84</b>	<b>42.0</b>	<b>2</b>	<b>42.0</b>	<b>1</b>	<b>51</b>	<b>0</b>

## 2012 GAME-BY-GAME STATISTICS


DATE	OPP	PUNTS	YARDS	GROSS AVG.	FC	NET AVG.	IN 20	LG	BLK
09/09	at Tampa Bay	5	199	39.8	3	33.2	2	47	1
09/16	vs. New Orleans	5	229	45.8	1	35.8	2	58	0
09/20	vs. N.Y. Giants	3	125	41.7	1	33.0	1	44	0
09/30	at Atlanta	6	271	45.2	3	42.3	2	49	0
10/07	vs. Seattle	7	318	45.4	0	39.9	2	63	0
	BYE WEEK								
10/21	vs. Dallas	6	248	41.3	2	38.5	2	55	0
10/28	at Chicago	3	77	25.7	0	22.0	0	36	0
11/04	at Washington	5	161	32.2	0	33.0	3	49	0
11/11	vs. Denver	9	451	50.1	1	36.2	1	59	0
11/18	vs. Tampa Bay	6	274	45.7	1	39.8	1	55	0
11/26	at Philadelphia	5	188	37.6	3	31.2	0	44	0
12/02	at Kansas City	4	184	46.0	2	39.5	1	51	0
12/09	vs. Atlanta	2	88	44.0	1	34.0	1	58	0
12/16	at San Diego	4	158	39.5	2	28.8	1	44	0
12/23	vs. Oakland	4	195	48.8	0	48.3	1	55	0
12/30	at New Orleans	2	101	50.5	0	41.0	0	54	0
<b>2012 totals:</b>		<b>76</b>	<b>3,267</b>	<b>43.0</b>	<b>7</b>	<b>37.0</b>	<b>20</b>	<b>63</b>	<b>1</b>



# PATRICK OMAMEH

## 77 PATRICK OMAMEH

OFFENSIVE LINEMAN  
6-4 327 LBS.  
MICHIGAN  
BORN DECEMBER 29, 1989  
COLUMBUS, OHIO  
ACQ: FREE AGENT 2016  
EXP: 5TH YEAR



### TRANSACTIONS

Originally signed with San Francisco as an undrafted rookie on 5/7/13 ... Signed by Tampa Bay from San Francisco's practice squad on 10/11/13 ... Waived by Tampa Bay on 9/4/15 ... Claimed off waivers by Chicago on 9/6/15 ... Signed with Jacksonville as a free agent on 6/2/16 ... Placed on injured reserve on 11/21/16

### PRO (Games played/started - 42/34)

- Fifth-year OG has spent time with Tampa Bay, Chicago and Jacksonville
- Began career as an undrafted free agent with San Francisco in 2013

### 2017 (w/ JAX - 1/1)

- **9/10 at HOU:** Started at LG and helped pave the way for the team to rush for 155 yards ... Did not allow a sack

### 2016 (w/ JAX - 10/7)

Placed on injured reserve on 11/21/16 after starting seven of 10 games played

- **9/11 vs. G.B.:** Played five snaps on special teams in Jaguars debut
- **9/18 at S.D.:** Saw action at LT after **Kelvin Beachum** exited the game in the third quarter
- **9/25 vs. BAL:** Saw action on special teams
- **10/2 vs. IND:** Started as an extra offensive lineman and then played 58 snaps at LG after **Luke Joeckel's** knee injury
- **10/16 at CHI:** Started at LG
- **10/23 vs. OAK:** Started at LG
- **10/27 at TEN:** Started at LG
- **11/6 at K.C.:** Started at LG, helping the team rush for a season-high 205 yards
- **11/13 vs. HOU:** Started at LG
- **11/20 at DET:** Started at LG before exiting the game with a foot injury

### 2015 (w/ CHI - 14/9)

Appeared in 14 games (9 starts) at RG

### 2014 (w/ T.B. - 16/16)

Started all 16 games at RG

- **9/7 vs. WAS:** Made NFL debut and his first career start
- **9/14 vs. STL:** Started at right guard helping pave the way for Bobby Rainey's 144-yard rushing day
- **12/28 vs. NO:** Helped pave the way for 183 rushing yards by the Buccaneers, the most the team had recorded since 2013 (11/17/13 vs. Atlanta)

### 2013 (w/ T.B. - 0/0)

Inactive all 16 games

### COLLEGE (at Michigan 2008-12)

- Started 41-of-45 games at Michigan (2008-12), including every game his final three seasons
- Earned first-team All-Big Ten honors as a senior
- Named to the 2012 Allstate AFCA Good Works Team

### PERSONAL


- Attended St. Francis De Sales High School (Columbus, Ohio)
- Earned first-team all-state honors as a senior
- Born Patrick Omameh on December 29, 1989 in Columbus, Ohio



# JAMES O'SHAUGHNESSY

## 80 JAMES O'SHAUGHNESSY

TIGHT END  
 6-4 245 LBS  
 ILLINOIS STATE  
 BORN JANUARY 14, 1992  
 NAPERVILLE, ILLINOIS  
 ACQ: WAIVERS (NEW ENGLAND) 2017  
 EXP: 3RD YEAR



### TRANSACTIONS

Originally drafted by Kansas City in the fifth round (173rd overall) in the 2015 NFL Draft ... Traded to New England with a 2017 sixth-round draft selection (216th overall) in exchange for a 2017 fifth-round draft selection (183rd overall) on 4/29/17 ... Waived by New England on 9/2/17 ... Signed by Jacksonville on 9/3/17

### PRO (Games played/started - 24/6, 1/0)

Appeared in 23 games over two seasons, recording eight receptions for 86 yards

### 2017 (w/ JAX - 1/0)

- **9/10 at HOU:** Saw action at TE and recorded one reception for 18 yards and recorded one special teams tackle

### 2016 (w/ K.C. - 16/3, 1/0)

Appeared in all 16 games, making three starts and recording two receptions for minus-one yard

### 2015 (w/ K.C. - 7/3, 1/0)

Appeared in all 7 games, making three starts and recorded six receptions for 87 yards ... Was placed on injured/reserve on 11/17/15

### COLLEGE (at Illinois State, 2010-14)

- Played in 49 games with 37 starts, totaling 67 receptions for 1,170 yards and 14 TDs
- Earned All-Missouri Valley Football Conference second-team honors as a senior after totaling 29 receptions for 544 yards and nine TDs

### PERSONAL

- Attended Naperville North High School
- Three-year letterman

### REGULAR SEASON CAREER STATISTICS

YEAR	TEAM	GP/GS	NO	YDS	AVG	LG	TD
2015	KC	7/3	6	87	14.5	30	0
2016	JAX	16/3	2	-1	-0.5	0	0
2017	JAX	1/0	1	18	18.0	18	0
<b>NFL totals: 3 yrs.</b>		<b>24/6</b>	<b>9</b>	<b>104</b>	<b>11.6</b>	<b>30</b>	<b>0</b>

### 2017 GAME-BY-GAME STATISTICS

DATE	OPP	RECS	YDS	AVG.	LG	TD
09/10	at Houston	1	18	18.0	18	0
09/17	vs. Tennessee					
09/24	vs. Baltimore					
10/01	at New York Jets					
10/08	at Pittsburgh					
10/15	vs. LA Rams					
10/22	at Indianapolis					
	BYE WEEK					
11/05	vs. Cincinnati					
11/12	vs. LA Chargers					
11/19	at Cleveland					
11/26	at Arizona					
12/03	vs. Indianapolis					
12/10	vs. Seattle					
12/17	vs. Houston					
12/24	at San Francisco					
12/31	at Tennessee					
<b>2017 totals:</b>		<b>1</b>	<b>18</b>	<b>18.0</b>	<b>18</b>	<b>0</b>

**Additional Statistics:** one special teams tackle

# MATT OVERTON

43

## MATT OVERTON

LONG SNAPPER

6-1 243 LBS

WESTERN WASHINGTON

BORN JULY 6, 1985

SAN LEANDRO, CALIFORNIA

ACQ: FREE AGENT 2017

EXP: 6TH YEAR



### TRANSACTIONS

Originally signed by Seattle as an undrafted free agent in 2017 ... Released by the Seahawks prior to the start of the 2007 regular season ... Signed by the Tri-Cities Fever of the AF2 in 2008 ... Signed by the Florida Tuskers of the UFL in 2009 ... Signed by Seattle as a free agent on 2/10/10 ... Released by Seattle prior to the start of the 2010 regular season ... Signed by the Omaha Nighthawks of the United Football League in 2010 ... Signed as a free agent by Indianapolis on 4/2/12 ... Released on 5/1/17 ... Signed by Jacksonville on 8/3/17

### PRO (Games played/started - 81/0)

Was selected to the Pro Bowl at the conclusion of the 2013 season ... Has not missed a game in five seasons

### 2017 (w/ JAX - 1/0)

- 9/10 at HOU: Served as the team's long snapper

### 2016 (w/ IND - 16/0)

Participated in all 16 games and snapped of K Adam Vinatieri, who tied for sixth in the NFL in FG percentage (87.1) while totaling 125 points ... Also snapped for P Pat McAfee who registered a 49.3 punting avg., which set a career-high and led the NFL

### 2015 (w/ IND - 16/0)

Played in all 16 games, assisting Vinatieri record his 18th career 100-point season while becoming the third player in NFL history to convert 500 field goals ... Snapped for McAfee who ranked second in the NFL with a 47.7 avg. and fifth in the league with a 41.7 net avg.

### 2014 (w/ IND - 16/0, 3/0)

Played in all 16 games and all three postseason contests ... Snapped for McAfee who set franchise single-season records with a 42.8 net punting avg. and 30 punts pinned inside the 20-yard line ... Also snapped for Vinatieri who converted 30-of-31 field goals and all 50 extra points for 140 points on the season ... Both McAfee and Vinatieri were named to the Associated Press NFL All-Pro team as well as being voted to the Pro Bowl

### 2013 (w/ IND - 16/0)

Competed in all 16 games and served as the long snapper for McAfee, who averaged 46.0 yards per punt and Vinatieri who converted 35-of-40 FGs and all 34 extra point attempts ... Also added five special teams tackles ... Named to the Pro Bowl for the first time in his career

### 2012 (w/ IND - 16/0)

Appeared in all 16 games and finished third on the team with nine special teams tackles ... Snapped for McAfee, who set then-franchise records in gross punting average (48.2), net punting average (40.3), punts inside the 20 (26) and 50.0-yard gross average games (five)

### 2010 (w/ Omaha Nighthawks, UFL)

Was named the United Football League's top 10 players list in 2010, earning the recognition as the league's best long snapper

### 2009 (w/ Florida Tuskers, UFL)

Was part of a team that recorded a perfect 6-0 records while reaching the UFL Championship Game

### 2008 (w/ Tri-Cities Fever, IFL)

Was part of a team that won four games and finished fifth in the NC West

### 2007 (w/ SEA)

Signed as an undrafted free agent, but was released prior to the start of the regular season

### COLLEGE (at Western Washington, 2005-06; Diablo Valley College, 2003-04)

- Was a team captain and two-year starter at DE and LS for Western Washington
- Finished his collegiate career with 5.0 sacks, 7.5 tackles for loss, one INT, one forced fumble and seven passes defended
- Attended Diablo Valley College from 2003-04 before transferring to Western Washington

### PERSONAL


- Attended Tracy (Calif.) High School
- Was an Honorable Mention San Joaquin Athletic Association All-Star as a senior
- Started and lettered two years as an offensive guard while serving as a co-captain as a senior
- Also lettered one year in golf and baseball
- Founder/President of Pros 2 Youth, a non-profit organization based in his hometown of Tracy, Calif.
- Co-owner of Led By Pros Youth Football Academy in Omaha, Neb. with Maurice Clarett
- Grandson of Washington State Hall of Fame Football coach Paul Wallroff
- Father, Tom Overton, played college football at Cal-State Hayward. Son of Lisa Blair and has two siblings, Stefan and Nicole Overton

# JERMEY PARNELL

78

## JERMEY PARNELL

OFFENSIVE LINEMAN  
6-6 326 LBS.  
MISSISSIPPI  
BORN JULY 20, 1986  
BLYTHEVILLE, ARKANSAS  
ACQ: UFA (DALLAS) 2015  
EXP: 7TH YEAR



### TRANSACTIONS

Originally signed by New Orleans as an undrafted rookie on 5/4/09 ... Waived on 9/4/09 ... Signed by New Orleans to the practice squad on 9/6/09 ... Waived on 9/4/10 ... Claimed off waivers by Miami on 9/5/10 ... Waived on 9/25/10 ... Signed by New Orleans to the practice squad on 9/28/10 ... Signed by Dallas to the 53-man roster on 10/24/10 ... Signed by Jacksonville as an unrestricted free agent on 3/11/15

### PRO (Games played/started - 86/39)

- Seventh-year OT spent time with New Orleans, Miami and Dallas before signing with Jacksonville on 3/11/15
- Blocked for NFL's leading rusher RB **DeMarco Murray** in 2014 and did not allow a sack at RT
- Began career as an undrafted free agent with New Orleans in 2009

### 2017 (w/ JAX - 1/1)

- **9/10 at HOU:** Started at RT and helped pave the way for the team to rush for 155 yards ... Did not allow a sack

### 2016 (w/ JAX - 16/16)

Part of a unit that allowed the team's fewest sacks since 2007 (34)

- **9/11 vs. G.B.:** Started at RT in his 70th career game
- **9/18 at S.D.:** Started at RT
- **9/25 vs. BAL:** Started at RT
- **10/2 vs. IND:** Started at RT and played in all 72 offensive snaps, helping the team rush for 136 yards
- **10/16 at CHI:** Started at RT
- **10/23 vs. OAK:** Started at RT
- **10/27 at TEN:** Started at RT
- **11/6 at K.C.:** Started at RT, helping the team rush for a season-high 205 yards
- **11/13 vs. HOU:** Started at RT
- **11/20 at DET:** Started at RT and was part of an offensive line that did not allow a sack
- **11/27 at BUF:** Started at RT and helped the team rush for 183 yards
- **12/4 vs. DEN:** Started at RT and helped the team rush for 154 yards
- **12/11 vs. MIN:** Started at RT
- **12/18 at HOU:** Started at RT
- **12/24 vs. TEN:** Started at RT
- **1/1 at IND:** Started at RT, helping the team rush for 182 yards

### 2015 (w/ JAX - 15/15)

Played in 15 games with a career-high 15 starts at RT

- **9/13 vs. CAR:** Made his Jaguars debut at RT in team's season opener
- **9/20 vs. MIA:** Started at RT, helped the Jaguars rush for 123 yards and did not allow a sack
- **10/4 at IND:** Started at RT, helping RB **T.J. Yeldon** rush for 100+ yards
- **10/25 vs. BUF:** Started at RT, helping RB T.J. Yeldon rush for a season-high 115 yards
- **12/13 vs. IND:** Started at RT, helping the Jaguars rush for a season-high 154 yards

### 2014 (w/ DAL - 16/5)

Appeared in all 16 games with a career-high five starts at RT ... Also saw time on special teams and as extra OL in jumbo packages ... Had only one penalty for five yards ... Did not allow a sack ... Part of OL that ranked ninth in the NFL with 30 sacks allowed ... Blocked for Pro Bowl QB **Tony Romo** who led NFL in passer rating (113.2), completion percentage (69.9) and yards-per-attempt (8.52) ... Part of OL that blocked for NFL rushing leader RB **DeMarco Murray** who set franchise record with 1,845 rushing yards and NFL-high 2,261 yard from scrimmage ... Cowboys finished season ranked second in rushing yards per game (147.1)

- **10/19 vs. NYG:** Made first start of the season in place of OL **Doug Free** and blocked for DeMarco Murray's seventh consecutive 100-yard game, the first player in NFL history with seven straight 100-yard games to open a season
- **1/4 vs. DET:** Made postseason debut with a start at RT

### 2013 (w/ DAL - 16/1)

Played in all 16 games for the second consecutive season and made one start ... Saw most of his action in jumbo packages and on special teams

### 2012 (w/ DAL - 16/1)

Saw action in all 16 games for the first time in his career ... Rotated series at RT with Doug Free for the last two months of the season

- **11/22 vs. WAS:** Made first career start

### 2011 (w/ DAL - 6/0)

Saw action in six games, mainly on special teams

### 2010 (w/ MIA - 0/0; w/ DAL - 0/0)

Spent the preseason with New Orleans before he was waived on final cuts ... Was claimed off waivers by Miami on Sept. 5 and waived on Sept. 25 ... Signed by New Orleans to practice squad on Sept. 28 before he was signed to Dallas' 53-man roster on Oct. 14 ... Was inactive for all 12 games with the Cowboys

### 2009 (w/ NO - ps)

Spent the entire regular season on New Orleans' practice squad after signing as a rookie free agent

### COLLEGE (at Mississippi, 2006-09)

- Played only one season of collegiate football
- Saw action as a senior for the first time since eighth grade and played in five games as a defensive lineman
- Was a four-year letterman for the Rebels basketball team
- Played in 30 games with seven starts as a senior, averaging 3.7 points and 3.3 rebounds while ranking second on the team with 22 blocked shots
- Majored in art

### PERSONAL

- Attended Gosnell High School in Arkansas
- Two-time first-team all-state selection in basketball
- Averaged 21 points, 13 rebounds, five assists and four blocks a game as a senior
- Played summer basketball in China in 2005 and 2006, and also played AAU for the Arkansas Wings

# TYLER PATMON

23

## TYLER PATMON



CORNERBACK

5-10 188 LBS

OKLAHOMA STATE

BORN JANUARY 26, 1991

ROUND ROCK, TEXAS

ACQ: FREE AGENT 2017

EXP: 3RD YEAR

### TRANSACTIONS

Signed as an undrafted rookie by Dallas on 5/21/14 ... Waived on 12/15/15 ... Signed by Miami to the practice squad on 12/17/15 ... Promoted to the active roster on 12/26/15 ... Waived on 7/31/16 ... Claimed off waivers by Tennessee on 8/1/16 ... Waived on 8/30/16 ... Signed by Kansas City to the practice squad on 10/20/16 ... Waived on 11/2/16 ... Signed by Kansas City to the practice squad on 11/8/16 ... Waived on 11/9/16 ... Signed by Carolina to the practice squad on 11/22/16 ... Promoted to the active roster on 1/2/17 ... Waived by Carolina 5/1/17 ... Signed by Jacksonville as a free agent on 5/22/17

### 2017 (w/ JAX - 0/0)

- 9/10 at HOU: Did not play

### PRO (Games played/started - 24/2)

Third-year CB has played in 24 games with two starts with Dallas and Miami

### 2016 (w/ K.C. & CAR - ps)

Attended training camp with Tennessee and was waived during the preseason ... Had stints on the practice squads in Kansas City and Carolina ... Spent Weeks 7-8 and part of Week 10 on the Chiefs' practice squad and Weeks 12-17 on the Panthers' practice squad

### 2015 (w/ DAL - 11/2; w/ MIA - 2/0)

Played in 13 games with two starts with Dallas and Miami in addition to spending one game on the Dolphins' practice squad ... Totaled 15 tackles and six passes defended, all with the Cowboys

- 9/20 at PHI: Made his first NFL start

### 2014 (w/ DAL - 11/0, 2/0)

Played in 11 regular-season contests and was inactive for five games ... Posted six tackles, one INT (returned for TD), one pass defended and contributed five special teams tackles ... Played in the NFC wild-card game versus Detroit and NFC divisional playoff at Green Bay

### COLLEGE (at Oklahoma State, 2013; Kansas, 2010-12)

- Finished career at Oklahoma State after transferring from Kansas following graduation with one season of eligibility remaining
- Totaled 176 tackles, 15.5 tackles for loss, seven INTs, 2.0 sacks, 31 passes defended, one forced fumble and two fumble recoveries in 48 games with 33 starts for the Cowboys and Jayhawks
- As a senior at OSU, played in 13 games and produced 30 tackles, four tackles for loss, one INT and tied for the team lead with nine passes defended along with one forced fumble and one fumble recovery (returned 78 yards for a TD)

### PERSONAL

- Attended Vista Ridge High School in Cedar Park, Texas

### REGULAR SEASON CAREER STATISTICS

DATE	TEAM	GP/GS	TKL	SOLO	ASST	TFL	SACKS	ST	FF	FR	INT	PD
2014	DAL	11/0	8	7	1	0	0.0	0	0	0	1	1
2015	DAL	11/2	13	11	2	0	0.0	0	0	0	0	6
2015	DET	2/0	0	0	0	0	0.0	0	0	0	0	0
2016	K.C./CAR					ps						
2017	JAX	0/0	0	0	0	0	0.0	0	0	0	0	0
<b>NFL totals: 3 yrs. 24/2</b>			<b>21</b>	<b>18</b>	<b>3</b>	<b>0</b>	<b>0.0</b>	<b>0</b>	<b>0</b>	<b>0</b>	<b>1</b>	<b>7</b>

Additional statistics: two kick returns for 26 yards in 2015 with Dallas

### CAREER HIGHS

	GAME	SEASON
<b>Tackles:</b>	6 (12/29/13 at N.E.)	23 (2014)
<b>Sacks:</b>	1.0 (fives times; last: 9/27/15 at MIA)	3.0 (2014)
<b>Forced fumbles:</b>	1 (two times, last: 9/27/15 at MIA)	1 (2013, '14)
<b>Fumble recoveries:</b>	1 (10/26/14 at NYJ)	1 (2014)

### 2017 GAME-BY-GAME STATISTICS

DATE	OPP	TKL	SOLO	ASST	ST	SACKS	FF	FR	PD	INT
09/10	at Houston									DNP
09/17	vs. Tennessee									
09/24	vs. Baltimore									
10/01	at New York Jets									
10/08	at Pittsburgh									
10/15	vs. LA Rams									
10/22	at Indianapolis									
	BYE WEEK									
11/05	vs. Cincinnati									
11/12	vs. LA Chargers									
11/19	at Cleveland									
11/26	at Arizona									
12/03	vs. Indianapolis									
12/10	vs. Seattle									
12/17	vs. Houston									
12/24	at San Francisco									
12/31	at Tennessee									

2017 totals:



# DONALD PAYNE

[52]

## DONALD PAYNE

LINEBACKER  
5-11 217 LBS  
STETSON UNIVERSITY  
BORN JULY 12, 1994  
FAYETTEVILLE, GEORGIA  
ACQ: WAIVERS (BALTIMORE) 2017  
EXP: ROOKIE



### TRANSACTIONS

Originally signed by Baltimore as an undrafted free agent on 4/29/17 ... Waived by Baltimore on 9/2/17 ... Signed by Jacksonville on 9/3/17

### PRO (Games played/started - 1/0)

Spent offseason program and training camp with the Baltimore Ravens before being claimed off waivers by Jacksonville

### 2017 (w/ JAX - 1/0)

- **9/10 at HOU:** Saw action on special teams and recorded one solo special teams tackle

### COLLEGE (at Stetson University, 2013-16)

- Three-time Defensive Player of the Year in the Pioneer Football League
- Played in 44 career games and totaled 538 tackles (344 solo), nine INTs, 14.0 sacks, 65.5 tackles for a loss, 42 passes defended, seven forced fumbles, eight fumble recoveries and three blocked kicks
- 2013 Pioneer Football League Defensive Rookie of the Year

### PERSONAL

- Attended Landmark Christian (Fayetteville, Ga.) where he was first team All-State as a senior and was also named first team All-Region his final three years



### REGULAR SEASON CAREER STATISTICS

YEAR	TEAM	GP/GS	TKL	SOLO	ASST	ST	SACKS	FF	FR	PD
2017	JAX	1/0	0	0	0	1	0.0	0	0	0

NFL totals: 1 yr.



### 2017 GAME-BY-GAME STATISTICS


DATE	OPP	TKL	SOLO	ASST	TFL	SACKS	ST	FF	FR	INT	PD
09/10	at Houston	0	0	0	0	0.0	1	0	0	0	0
09/17	vs. Tennessee										
09/24	vs. Baltimore										
10/01	at New York Jets										
10/08	at Pittsburgh										
10/15	vs. LA Rams										
10/22	at Indianapolis										
	BYE WEEK										
11/05	vs. Cincinnati										
11/12	vs. LA Chargers										
11/19	at Cleveland										
11/26	at Arizona										
12/03	vs. Indianapolis										
12/10	vs. Seattle										
12/17	vs. Houston										
12/24	at San Francisco										
12/31	at Tennessee										

2017 totals:

# LAFAYETTE PITTS

29

## LAFAYETTE PITTS



CORNERBACK  
5-11 195 LBS  
PITTSBURGH  
BORN SEPTEMBER 24, 1992  
DUQUESNE, PENNSYLVANIA  
ACQ: WAIVERS (MIAMI) 2017  
EXP: 2ND YEAR

### TRANSACTIONS

Originally signed with Miami as an undrafted free agent on 5/6/16 ... Waived on 9/3/16 ... Signed to the practice squad by Miami on 9/4/16 ... Signed to the active roster on 11/7/16 ... Waived by Miami on 9/2/17 ... Signed by Jacksonville on 9/3/17

### PRO (Games played/started - 9/0)

Appeared in eight games with Miami after spending the previous eight weeks on the team's practice squad

### 2017 (w/ JAX - 1/0)

- 9/10 at HOU: Saw action on special teams

### 2016 (w/ K.C. - 8/0)

Appeared in eight games and totaled three tackles (one solo) and one special teams tackle

### COLLEGE (at Pittsburgh, 2012-15)

- Appeared in all 52 games (51 starts)
- Totaled 152 tackles (118 solo), four INTs and also returned 52 kickoffs for 1,196 yards (23.0 avg.) and was named a team captain as a senior in 2015.

### PERSONAL

- Attended Woodland Hills High School
- Selected first team All-State Class AAAA by the Pennsylvania Sports Writers, Pittsburgh Post-Gazette "Fabulous 22", Pittsburgh Tribune-Review "Terrific 25" and was selected to play in the Big 33 Football Classic (Pennsylvania vs. Ohio)
- Led team to a combined 21-6 mark (.778) his final two years, including back-to-back appearances in the WPIAL Class AAAA championship game

### REGULAR SEASON CAREER STATISTICS

DATE	TEAM	GP/GS	TKL	SOLO	ASST	TFL	SACKS	ST	FF	FR	INT	PD
2016	MIA	8/0	3	1	2	0	0.0	1	0	0	0	0
2017	JAX	1/0	0	0	0	0	0.0	0	0	0	0	0
<b>NFL totals:</b>		<b>2 yrs. 9/0</b>	<b>3</b>	<b>1</b>	<b>2</b>	<b>0</b>	<b>0.0</b>	<b>1</b>	<b>0</b>	<b>0</b>	<b>0</b>	<b>0</b>

### 2017 GAME-BY-GAME STATISTICS

DATE	OPP	TKL	SOLO	ASST	ST	SACKS	FF	FR	PD	INT
09/10	at Houston	0	0	0	0	0.0	0	0	0	0
09/17	vs. Tennessee									
09/24	vs. Baltimore									
10/01	at New York Jets									
10/08	at Pittsburgh									
10/15	vs. LA Rams									
10/22	at Indianapolis									
	BYE WEEK									
11/05	vs. Cincinnati									
11/12	vs. LA Chargers									
11/19	at Cleveland									
11/26	at Arizona									
12/03	vs. Indianapolis									
12/10	vs. Seattle									
12/17	vs. Houston									
12/24	at San Francisco									
12/31	at Tennessee									
<b>2017 totals:</b>		<b>0</b>	<b>0</b>	<b>0</b>	<b>0</b>	<b>0.0</b>	<b>0</b>	<b>0</b>	<b>0</b>	<b>0</b>

# WILLIAM POEHLS

[75]

## WILLIAM POEHLS

OFFENSIVE LINEMAN

6-8 344 LBS

MONTANA

BORN NOVEMBER 27, 1991

CHANDLER, ARIZONA

ACQ: WAIVERS (CHICAGO) 2017

EXP: 1ST YEAR



### TRANSACTIONS

Originally signed with Tennessee as an undrafted free agent on 5/16/14 ... Waived on 8/30/14 ... Signed to the practice squad by Tennessee on 9/1/14 ... Waived on 9/5/15 ... Signed to the practice squad by Tennessee on 9/7/15 ... Waived by Tennessee on 9/3/16 ... Signed to the practice squad by Buffalo on 9/19/16 ... Released from practice squad by Buffalo on 10/27/16 ... Signed to the practice by Chicago on 11/2/16 ... Waived by Chicago on 9/2/17 ... Signed by Jacksonville on 9/3/17

### PRO (Games played/started - 0/0)

Has spent time on Tennessee's, Buffalo's and Chicago's practice squad

### 2017 (w/ JAX - 0/0)

- 9/10 at HOU: Inactive

### COLLEGE (at Montana, 2010-13)

- Appeared in 45 career games with 27 starts
- Named a second-team All-Big Sky Conference selection his senior year

### PERSONAL

- Earned three letters in both football and wrestling and was a team captain in both sports at Chandler High School
- Named a 5A first-team all-state and all-region selection as a senior and all-region as a junior

# PAUL POSLUSZNY

51

## PAUL POSLUSZNY



LINEBACKER

6-2 232 LBS.


PENN STATE

BORN OCTOBER 10, 1984

ALTIQUIPPA, PENNSYLVANIA

ACQ: UFA (BUFFALO) 2011

EXP: 11TH YEAR



### TRANSACTIONS

Originally drafted by Buffalo in the second round (34th overall) of the 2007 draft ... Signed by Jacksonville as an unrestricted free agent on 7/29/11

### PRO (Games played/started - 130/130)

- 11th-year LB is in his sixth season with the Jaguars
- Has registered 918 tackles as a Jaguar, the second-most in franchise history
- Voted to Pro Bowl in 2013
- Owns two of the four highest tackle totals in Jaguars history as he compiled 192 tackles in 2011, the fourth-most for a season
- Has registered five-plus tackles in 31 consecutive games (dating back to Week 7 in 2014), the NFL's second-longest active streak, during which he has totaled 278 tackles (9.0 tackles per game)
- Selected as a defensive captain by his teammates for the 2017 season

### 2017 (w/ JAX - 1/1)

- **9/10 at HOU:** Started at MLB and recorded two tackles (one solo)

### 2016 (w/ JAX - 16/16)

Started and played all 16 games at MLB ... Led the team with 133 tackles (97 solo), the eighth time in the last nine seasons that he's tallied 100-plus tackles

- **9/11 vs. G.B.:** Made five tackles (four solo) at MLB in the team's season opener
- **9/18 at S.D.:** Started at MLB and tallied a team-high 11 tackles (six solo)
- **9/25 vs. BAL:** Posted a team-high 12 tackles (10 solo) and his 15th career INT
- **10/2 vs. IND:** Started at MLB and recorded seven tackles (five solo) and a tackle for a loss ... Posted his second career multi-sack game (1.5 sacks)
- **10/16 at CHI:** Led the team with 11 tackles (10 solo), including one tackle for loss
- **10/23 vs. OAK:** Finished second on the team with eight tackles (seven solo), including one tackle for loss
- **10/27 at TEN:** Finished third on the team with 10 tackles (six solo)
- **11/6 at K.C.:** Led the team with 10 tackles (six solo) and registered one QB hit
- **11/13 vs. HOU:** Started at MLB and tallied five tackles (four solo)
- **11/20 at DET:** Started at MLB and made six tackles (five solo), including one tackle for loss
- **11/27 at BUF:** Started at MLB and tallied six tackles (five solo), including two tackles for loss
- **12/4 vs. DEN:** Started at MLB and made six solo tackles
- **12/11 vs. MIN:** Started at MLB and made 10 tackles (eight solo), including one tackle for loss
- **12/18 at HOU:** Started at MLB and recorded 11 tackles (five solo) ... With his seventh tackle of the game, Posluszny became the second Jaguar in team history to record 900 tackles, joining Daryl Smith (1,089) as the only two players to record at least 900 tackles in a Jaguars uniform
- **12/24 vs. TEN:** Started at MLB and recorded a team-high nine tackles (seven solo) and one pass defended
- **1/1 at IND:** Started at MLB and recorded five tackles (two solo), a tackle for a loss and one pass defended

### 2015 (w/ JAX - 14/14)

Started and played in 14 games, missing two games because of ankle and hand injuries ... Led the team with 133 tackles (103 solo), the seventh time in the last eight seasons that he's tallied 100+ tackles ... Tied for the team lead (LB **Telvin Smith**) with 13 tackles for loss, the most by a Jaguars LB since LB **Kevin Hardy's** 13 tackles for loss in 1999 ... Tied a career-high with three INTs

- **9/13 vs. CAR:** In his 100th game and start, made nine tackles (eight solo) and recorded a 19-yard interception return in the second quarter
- **9/20 vs. MIA:** Made seven solo tackles and registered one QB hurry
- **9/27 at N.E.:** Made a game-high 18 tackles (14 solo)
- **10/18 vs. HOU:** Made 10 tackles (nine solo), including two tackles for loss
- **10/25 vs. BUF:** Made seven tackles (six solo), including one tackle for loss ... Added his 13th career interception
- **11/8 at NYJ:** Made seven tackles (three solo), including one tackle for loss
- **11/15 at BAL:** Was second on the team with 10 tackles (six solo) and recorded one pass defended
- **11/29 vs. S.D.:** Led the team with 11 tackles (11 solo), including a season-high three tackles for loss
- **12/6 at TEN:** Led the team with 13 tackles (10 solo), including two tackles for loss ... Exited the game in the fourth quarter with a hand injury

- **12/20 vs. ATL:** Tallied a team-high 10 tackles (nine solo), including two tackles for loss, one interception and one pass defended
- **12/27 at N.O.:** Posted nine tackles (seven solo), and 1.0 sack and one pass defended
- **1/3 at HOU:** Started at MLB and made 10 tackles (four solo)

### 2014 (w/ JAX - 7/7)

Started the first seven games at MLB before suffering a season-ending torn pectoral muscle on Oct. 19 vs. Cleveland ... Ranked fifth on the club with 69 tackles (47 solo), two sacks, one pass defended, two tackles for loss, three QB hits and one fumble recovery

- **9/7 at PHI:** Started at MLB in season-opener and paced team with 12 tackles (11 solo) ... Left the game in the third quarter with a knee injury but returned to the game
- **9/14 at WAS:** Ranked second on the team with seven tackles (four solo)
- **9/21 at IND:** Led team with 11 tackles (seven solo)
- **9/28 at S.D.:** Registered a game-high 11 tackles (9 solo)
- **10/5 vs. PIT:** Totaled a team-high 12 tackles (nine solo) along with one sack, one tackle for loss, one QB hit and a pass defended
- **10/19 vs. CLE:** Registered a game-high 12 tackles (five solo) along with one sack, one tackle for loss, one QB hit and one fumble recovery ... Suffered a torn pectoral muscle in the second half
- **10/21:** Placed on injured reserve

### 2013 (w/ JAX - 15/15)

Replaced injured LB **NaVarro Bowman** on the Pro Bowl roster ... Started 15 games at LB and led the Jaguars for the third consecutive season with 161 tackles (121 solo) and tied for team lead with two INTs ... The 161 tackles ranked second in the NFL ... Added a career-high 3.0 sacks and 10 passes defended along with six tackles for loss, two forced fumbles, one fumble recovery and seven QB pressures ... Played 1,038 snaps, the second-most on the team

- **9/15 at OAK:** Posted nine tackles, one sack, one QB hit and one pass defended ... Sacked QB **Terrelle Pryor** in the fourth quarter
- **9/22 at SEA:** Registered a game-high 12 tackles (five solo) along with an INT, one tackle for loss and one pass defended ... Intercepted QB **Russell Wilson** in the third quarter to set up a Jaguars TD
- **10/13 at DEN:** Intercepted QB **Peyton Manning** with 36 seconds remaining in the first half and returned it 59 yards for his first career TD ... Marked the fourth-longest return in team history and longest by a LB
- **10/20 vs. S.D.:** Totaled a season-high 14 tackles (13 solo)
- **10/27 vs. S.F.:** Made a team-high 12 tackles (10 solo)
- **11/10 at TEN:** Forced a fumble of RB **Chris Johnson** on the first play from scrimmage and recovered it to set up a Jaguars TD
- **11/17 vs. ARI:** Inactive (concussion), marking first missed game as a Jaguar
- **11/24 at HOU:** Returned to the lineup and posted a game-high 14 tackles (11 solo) along with two tackles for loss, one QB hit and one pass defended
- **12/1 at CLE:** Paced team with 11 tackles (seven solo), two tackles for loss, a half sack, one QB hit and one pass defended. Split a sack with DE **Jason Babin** in the third quarter
- **12/5 vs. HOU:** Posted double-digit tackles for the third straight game, finishing with a team-high 13 stops (10 solo) along with one tackle for loss and one QB hit
- **12/15 vs. BUF:** Led team with 13 tackles (nine solo) including a sack of QB **E.J. Manuel** in the first quarter ... Set single-season career-high for sacks (2.5)
- **12/22 vs. TEN:** Tallied a game-high 13 tackles (10 solo), his fifth straight game with double-digit tackles ... Split a sack of QB **Ryan Fitzpatrick** with DT **Abry Jones** in the first quarter

### 2012 (w/ JAX - 16/16)

Started all 16 games for the second consecutive season and third time overall ... Led team with a single-season franchise record 231 tackles, surpassing the previous mark of 230 set by LB **Hardy Nickerson** in 2001 ... Matched his career-high two sacks and three INTs ... Added two forced fumbles and four passes defended ... Had double-digit tackles in 15 of 16 games

- **9/9 at MIN:** Registered 16 tackles (10 solo) with one tackle for loss
- **9/16 vs. HOU:** Logged 17 tackles (10 solo) with one tackle for loss
- **9/23 at IND:** Intercepted a QB **Andrew Luck** pass in the third quarter and re turned it 13 yards before a lateral to S **Dawan Landry** added nine yards
- **11/4 vs. DET:** Led team with 17 tackles (12 solo)
- **11/18 at HOU:** Forced an RB **Arian Foster** fumble in the third quarter, intercepted QB **Matt Schaub** in the fourth quarter and finished with a team-high 18 tackles
- **11/25 vs. TEN:** Caused a RB **Chris Johnson** fumble in the fourth quarter
- **12/2 at BUF:** Intercepted QB **Ryan Fitzpatrick** in the second quarter and made a team-high 13 tackles (five solo) with two QB pressures
- **12/9 vs. NYJ:** Totaled a team-high 17 tackles (10 solo)
- **12/16 at MIA:** Registered a career-high 21 tackles (15 solo), tied for the fifth-most in franchise history
- **12/23 vs. N.E.:** Had 11 tackles (eight solo) with two QB pressures
- **12/30 at TEN:** Totaled 13 tackles (nine solo) with a career-high two sacks, two tackles for loss and one pass defended

### 2011 (w/ JAX - 16/16)

Started all 16 games at MLB in his first season with the Jaguars ... Led club with



# PAUL POSLUSZNY

192 tackles (132 solo) and ranked second with nine tackles for loss ... The 192 tackles ranked as second-most in franchise history and marked his fourth straight season with 100-plus tackles ... Tied for the team-lead with two INTs ... Added seven QB pressures, one forced fumble, two passes defended and two sacks ... Played major role on defense that ranked sixth in the NFL (313.0-yard average), the highest ranking for the club since 2006 (2nd) ... Recorded double-digit tackles in 11 of 16 games

- **9/11 vs. TEN:** Did not miss a snap and had four tackles and one pass defended in his Jaguars debut
- **9/18 at NYJ:** Led team with 14 tackles
- **10/2 vs. N.O.:** Posted a team-high 16 tackles (13 solo) along with one sack, one tackle for loss and one pass defended
- **10/9 vs. CIN:** Tallied a team-high 15 tackles while not missing a snap
- **10/16 at PIT:** Returned to home state and registered a career-high 19 tackles and one tackle for loss
- **10/30 at HOU:** Paced team with 15 tackles (eight solo), one tackle for loss and one QB pressure
- **11/13 at IND:** Intercepted QB **Curtis Painter** in the fourth quarter and split a sack with DL **John Chick** of Painter in the second quarter ... Totaled 11 tackles (eight solo) and one tackle for loss
- **11/20 at CLE:** Split a sack with DL **Matt Roth** in the third quarter and led team with 13 tackles (six solo)
- **11/27 vs. HOU:** Forced a fumble by RB **Arian Foster** in the first quarter that was scooped up by CB **Ashton Youtby** and returned 38 yards for a TD
- **12/11 vs. T.B.:** Intercepted QB **Josh Freeman** in the third quarter and paced team with 12 tackles
- **1/1 vs. IND:** Compiled six tackles before leaving game with a shoulder injury

## 2010 (w/ BUF - 14/14)

Started 13 games at MLB ... Led team with career-high 140 tackles (95 solo) along with a career-high two sacks, five QB pressures and three passes defended ... Had eight double-digit tackle games

- **9/12 vs. MIA:** Opened season with eight tackles, one tackle for loss and second career sack
- **10/10 vs. JAX:** Led team with 13 tackles
- **10/31 at K.C.:** Registered a career-high 18 tackles along with one QB hit and one pass defended
- **12/5 at MIN:** Paced team with 15 tackles including two tackles for loss and a sack

## 2009 (w/ BUF - 12/12)

Started 12 games at MLB ... Voted team captain ... Totaled 115 tackles (92 solo), one sack, three INTs, four passes defended and three forced fumbles ... Tied for second among NFL LBs with three INTs and was first Bills LB with three INTs in a season since 2006

- **10/18 at NYJ:** Returned from injury and recorded nine tackles, one tackle for loss, one QB hit and an INT ... Intercepted QB **Mark Sanchez** in overtime which led to the game-winning FG
- **11/1 vs. HOU:** Forced a fumble and accumulated nine tackles
- **12/3 vs. NYJ:** Recorded first career sack which included a forced fumble
- **12/20 vs. N.E.:** Tied for a team-high with nine tackles on and had an INT in the first quarter ... Became first Bills LB to post INTs in consecutive games since LB **Bryce Paup** in 1995

## 2008 (w/ BUF - 16/16)

Started all 16 games ... Led team with 129 tackles (90 solo) ... Added four QB pressures, one INT, seven passes defended, one forced fumble and one fumble recovery

- **9/7 vs. SEA:** Opened season with seven tackles
- **9/14 vs. OAK:** Recovered first career fumble
- **9/28 at STL:** Led the team in tackles with 12
- **10/26 at MIA:** Recorded first career forced fumble
- **12/14 at NYJ:** Registered first career INT

## 2007 (w/ BUF - 3/3)

Started three games as a rookie before suffering a season-ending forearm injury in week three ... Became first Bills rookie MLB to start the season-opener since Shane Conlan in 1987

- **9/9 vs. DEN:** Started first career game and tied for team lead with 11 tackles
- **9/16 at PIT:** Led team in tackles with 12
- **9/23 at N.E.:** Totaled three tackles before leaving game with an arm injury

## COLLEGE (at Penn State, 2003-06)

- Finished career with a school-record 372 tackles
- Started 37 of 44 games
- First player ever to record 100-plus tackles three times in a college career
- Two-time winner of the Bednarik Award for best defensive player in the nation, joining Pat Fitzgerald of Northwestern as the only players to win the award twice
- Won Dick Butkus Award for nation's top LB as a junior
- Selected as first-team All-America by the Associated Press, Walter Camp, and the NFL Draft Report
- Graduated in three and a half years with a degree in finance

## PERSONAL

- Married (Elizabeth Johnson) with two daughters, London Noelle and Scarlett Rue
- Attended Hopewell High (Pa.) where he lettered in football, basketball and baseball
- Led team to WPIAL and Pennsylvania Class AAA championships as a senior
- Served as team captain
- Totaled 88 tackles and six sacks at LB and set school records with 1,575 rushing yards and 15 TDs as RB
- Named Pittsburgh Post-Gazette, Pittsburgh Tribune-Review and Pittsburgh Athletic Association Player of the Year as senior
- Graduated 17th in his class of 220 with a 3.8 GPA
- Went on a 10-day trip to Iraq to visit military troops in January 2008
- Brother, Stan, played baseball at West Virginia
- Younger brother, David, played football at Notre Dame
- Interned at UBS Financial Services in Pittsburgh during 2010 offseason
- Full name: Paul Michael Posluszny, pronounced puz-LUZ-nee.



## REGULAR SEASON CAREER STATISTICS

YEAR	TEAM	GP/GS	TKL	SOLO	ASST	ST	SACKS	FF	FR	PD
2007	BUF	3/3	26	20	6	1	0.0	0	0	0
2008	BUF	16/16	129	90	39	0	0.0	1	1	7
2009	BUF	12/12	110	87	23	0	1.0	3	0	4
2010	BUF	14/14	151	103	48	0	2.0	0	0	3
2011	JAX	16/16	192*	132*	*60	0	2.0	1	0	2
2012	JAX	16/16	231*	152*	79	0	2.0	2	0	4
2013	JAX	15/15	161*	121*	40	0	3.0	1	1	9
2014	JAX	7/7	69	47	22	0	2.0	0	1	1
2015	JAX	14/14	133*	103*	30	0	1.0	0	0	6
2016	JAX	16/16	133*	97	36	0	1.5	0	0	3
2017	JAX	1/1	2	1	1	0	0.0	0	0	0
<b>NFL totals:</b>		<b>11 yrs. 130/130</b>	<b>1,337</b>	<b>953</b>	<b>384</b>	<b>1</b>	<b>14.5</b>	<b>8</b>	<b>3</b>	<b>39</b>

\* team leader

## INTERCEPTIONS

YEAR	TEAM	NO	YDS	AVG	LG	TD
2007	BUF	0	0	0.0	0	0
2008	BUF	1	9	9.0	9	0
2009	BUF	3	20	6.7	17	0
2010	BUF	0	0	0.0	0	0
2011	JAX	2	2	1.0	2	0
2012	JAX	3	20	6.7	13	0
2013	JAX	2	69	34.5	59t	1
2014	JAX	0	0	0.0	0	0
2015	JAX	3	25	8.3	19	0
2016	JAX	1	0	0.0	0	0
2017	JAX	0	0	0.0	0	0
<b>NFL totals:</b>		<b>15</b>	<b>145</b>	<b>11.6</b>	<b>59t</b>	<b>1</b>



## CAREER HIGHS

	GAME	SEASON
<b>Tackles:</b>	21 (12/16/12 vs. MIA)	231 (2012)
<b>Sacks:</b>	2.0 (12/30/12 at TEN)	3.0 (2013)
<b>Forced fumbles:</b>	1 (eight times, last: 11/10/13 at TEN)	3 (2009)
<b>Fumble recoveries:</b>	1 (three times, last: 10/19/14 vs. CLE)	1 (2008, 2013-14)
<b>Passes defended:</b>	3 (10/6/13 at STL)	9 (2013)
<b>Interceptions:</b>	1 (15 times, last: 9/25/16 vs. BAL)	3 (2009, 12, 15)



## 2017 GAME-BY-GAME STATISTICS

DATE	OPP	TKL	SOLO	ASST	TFL	SACKS	ST	FF	FR	INT	PD
09/10	at Houston	2	1	1	0	0.0	0	0	0	0	0
09/17	vs. Tennessee										
09/24	vs. Baltimore										
10/01	at New York Jets										
10/08	at Pittsburgh										
10/15	vs. LA Rams										
10/22	at Indianapolis										
	BYE WEEK										
11/05	vs. Cincinnati										
11/12	vs. LA Chargers										
11/19	at Cleveland										
11/26	at Arizona										
12/03	vs. Indianapolis										
12/10	vs. Seattle										
12/17	vs. Houston										
12/24	at San Francisco										
12/31	at Tennessee										
<b>2017 totals:</b>		<b>2</b>	<b>1</b>	<b>1</b>	<b>0</b>	<b>0.0</b>	<b>0</b>	<b>0</b>	<b>0</b>	<b>0</b>	<b>0</b>

# PAUL POSLUSZNY



## 2016 GAME-BY-GAME STATISTICS

DATE	OPP	TKL	SOLO	ASST	TFL	SACKS	ST	FF	FR	INT	PD
09/11	vs. Green Bay	5	4	1	0	0.0	0	0	0	0	0
09/18	at San Diego	11	6	5	0	0.0	0	0	0	0	0
09/25	vs. Baltimore	12	10	2	0	0.0	0	0	0	1	1
10/02	vs. Indianapolis	7	5	2	1	1.5	0	0	0	0	0
BYE WEEK											
10/16	at Chicago	11	10	1	1	0.0	0	0	0	0	0
10/23	vs. Oakland	8	7	1	1	0.0	0	0	0	0	0
10/27	at Tennessee	10	6	4	0	0.0	0	0	0	0	0
11/06	at Kansas City	10	6	4	0	0.0	0	0	0	0	0
11/13	vs. Houston	5	4	1	0	0.0	0	0	0	0	0
11/20	at Detroit	6	5	1	1	0.0	0	0	0	0	0
11/27	at Buffalo	6	5	1	2	0.0	0	0	0	0	0
12/04	vs. Denver	6	6	0	0	0.0	0	0	0	0	0
12/11	vs. Minnesota	10	8	2	1	0.0	0	0	0	0	0
12/18	at Houston	11	5	6	0	0.0	0	0	0	0	0
12/24	vs. Tennessee	9	7	2	0	0.0	0	0	0	0	1
01/01	at Indianapolis	6	3	3	1	0.0	0	0	0	0	1
<b>2016 totals:</b>		<b>133</b>	<b>97</b>	<b>36</b>	<b>8</b>	<b>1.5</b>	<b>0</b>	<b>0</b>	<b>0</b>	<b>1</b>	<b>3</b>



## 2015 GAME-BY-GAME STATISTICS

DATE	OPP	TKL	SOLO	ASST	TFL	SACKS	ST	FF	FR	INT	PD
09/13	vs. Carolina	9	8	1	0	0.0	0	0	0	1	2
09/20	vs. Miami	7	7	0	0	0.0	0	0	0	0	0
09/27	at New England	18	14	4	0	0.0	0	0	0	0	0
10/04	at Indianapolis	5	4	1	1	0.0	0	0	0	0	0
10/11	at Tampa Bay					ina					
10/18	vs. Houston	10	9	1	2	0.0	0	0	0	0	0
10/25	vs. Buffalo	7	6	1	1	0.0	0	0	0	1	1
BYE WEEK											
11/08	at N.Y. Jets	7	3	4	1	0.0	0	0	0	0	0
11/15	at Baltimore	10	6	4	0	0.0	0	0	0	0	1
11/19	vs. Tennessee	7	7	0	0	0.0	0	0	0	0	0
11/29	vs. San Diego	11	11	0	3	0.0	0	0	0	0	0
12/06	at Tennessee	13	10	3	2	0.0	0	0	0	0	0
12/13	vs. Indianapolis					ina					
12/20	vs. Atlanta	10	9	1	2	0.0	0	0	0	1	1
12/27	at New Orleans	9	5	4	1	1.0	0	0	0	0	1
01/03	at Houston	10	4	6	0	0.0	0	0	0	0	0
<b>2015 totals:</b>		<b>133</b>	<b>103</b>	<b>30</b>	<b>13</b>	<b>1.0</b>	<b>0</b>	<b>0</b>	<b>0</b>	<b>3</b>	<b>6</b>



## 2014 GAME-BY-GAME STATISTICS

DATE	OPP	TKL	SOLO	ASST	TFL	SACKS	ST	FF	FR	INT	PD
09/07	at Philadelphia	12	11	1	0	0.0	0	0	0	0	0
09/14	at Washington	7	4	3	0	0.0	0	0	0	0	0
09/21	vs. Indianapolis	11	7	4	0	0.0	0	0	0	0	0
09/28	at San Diego	11	9	2	0	0.0	0	0	0	0	0
10/05	vs. Pittsburgh	12	9	3	1	1.0	0	0	0	0	1
10/12	at Tennessee	4	2	2	0	0.0	0	0	0	0	0
10/19	vs. Cleveland	12	5	7	1	1.0	0	0	1	0	0
10/26	vs. Miami					IR					
11/02	at Cincinnati					IR					
11/09	vs. Dallas					IR					
BYE WEEK											
11/23	at Indianapolis					IR					
11/30	vs. N.Y. Giants					IR					
12/07	vs. Houston					IR					
12/14	at Baltimore					IR					
12/18	vs. Tennessee					IR					
12/28	at Houston					IR					
<b>2014 totals:</b>		<b>69</b>	<b>47</b>	<b>22</b>	<b>2</b>	<b>2.0</b>	<b>0</b>	<b>0</b>	<b>1</b>	<b>0</b>	<b>1</b>



## 2013 GAME-BY-GAME STATISTICS

DATE	OPP	TKL	SOLO	ASST	TFL	SACKS	ST	FF	FR	INT	PD
09/08	vs. Kansas City	10	10	0	0	0.0	0	0	0	0	0
09/15	at Oakland	9	4	5	0	1.0	0	0	0	0	1
09/22	at Seattle	12	5	7	1	0.0	0	0	0	1	1
09/29	vs. Indianapolis	9	8	1	0	0.0	0	0	0	0	1
10/06	at St. Louis	7	6	1	0	0.0	0	0	0	0	3
10/13	at Denver	7	7	0	0	0.0	0	0	0	1	1
10/20	vs. San Diego	14	13	1	0	0.0	0	0	0	0	0
10/27	vs. San Francisco	12	10	2	0	0.0	0	0	0	0	0
BYE WEEK											
11/10	at Tennessee	8	5	3	0	0.0	0	1	1	0	0
11/17	vs. Arizona					ina					
11/24	at Houston	14	11	3	2	0.0	0	0	0	0	1
12/01	at Cleveland	11	7	4	2	0.5	0	0	0	0	1
12/05	vs. Houston	13	10	3	1	0.0	0	0	0	0	0
12/15	vs. Buffalo	13	9	4	0	1.0	0	0	0	0	0
12/22	vs. Tennessee	13	10	3	0	0.5	0	0	0	0	0
12/29	at Indianapolis	9	6	3	0	0.0	0	0	0	0	0
<b>2013 totals:</b>		<b>161</b>	<b>121</b>	<b>40</b>	<b>6</b>	<b>3.0</b>	<b>0</b>	<b>1</b>	<b>1</b>	<b>2</b>	<b>9</b>



## 2012 GAME-BY-GAME STATISTICS

DATE	OPP	TKL	SOLO	ASST	TFL	SACKS	ST	FF	FR	INT	PD
09/09	at Minnesota	16	10	5	1	0.0	0	0	0	0	1
09/16	vs. Houston	17	10	7	1	0.0	0	0	0	0	0
09/23	at Indianapolis	11	10	1	0	0.0	0	0	0	1	1
09/30	vs. Cincinnati	15	13	2	0	0.0	0	0	0	0	0
10/07	vs. Chicago	14	8	6	0	0.0	0	0	0	0	0
BYE WEEK											
10/21	at Oakland	12	8	4	1	0.0	0	0	0	0	1
10/28	at Green Bay	8	2	6	0	0.0	0	0	0	0	0
11/04	vs. Detroit	17	12	5	0	0.0	0	0	0	0	0
11/08	vs. Indianapolis	15	8	7	0	0.0	0	0	0	0	0
11/18	at Houston	18	15	3	0	0.0	0	1	0	1	0
11/25	vs. Tennessee	13	9	4	1	0.0	0	1	0	0	0
12/02	at Buffalo	13	5	8	2	0.0	0	0	0	1	0
12/09	vs. N.Y. Jets	17	10	7	0	0.0	0	0	0	0	0
12/16	at Miami	21	15	6	0	0.0	0	0	0	0	0
12/23	vs. New England	11	8	3	0	0.0	0	0	0	0	0
12/30	at Tennessee	13	9	4	2	2.0	0	0	0	0	1
<b>2012 totals:</b>		<b>231</b>	<b>152</b>	<b>79</b>	<b>8</b>	<b>2.0</b>	<b>0</b>	<b>2</b>	<b>0</b>	<b>3</b>	<b>4</b>



## 2011 GAME-BY-GAME STATISTICS

DATE	OPP	TKL	SOLO	ASST	TFL	SACKS	ST	FF	FR	INT	PD
09/11	vs. Tennessee	4	3	1	0	0.0	0	0	0	0	1
09/18	at N.Y. Jets	14	11	3	0	0.0	0	0	0	0	0
09/25	at Carolina	12	8	4	1	0.0	0	0	0	0	0
10/02	vs. New Orleans	16	13	3	1	1.0	0	0	0	0	1
10/09	vs. Cincinnati	15	10	5	0	0.0	0	0	0	0	0
10/16	at Pittsburgh	19	16	3	1	0.0	0	0	0	0	0
10/24	vs. Baltimore	5	5	0	1	0.0	0	0	0	0	0
10/30	at Houston	15	8	7	1	0.0	0	0	0	0	0
BYE WEEK											
11/13	at Indianapolis	11	8	3	1	0.5	0	0	0	1	0
11/20	at Cleveland	13	6	7	1	0.5	0	0	0	0	0
11/27	vs. Houston	14	8	6	2	0.0	0	1	0	0	0
12/05	vs. San Diego	14	11	3	0	0.0	0	0	0	0	0
12/11	vs. Tampa Bay	12	9	3	0	0.0	0	0	0	1	0
12/15	at Atlanta	15	8	7	0	0.0	0	0	0	0	0
12/24	at Tennessee	7	5	2	0	0.0	0	0	0	0	0
01/01	vs. Indianapolis	6	3	3	0	0.0	0	0	0	0	0
<b>2011 totals:</b>		<b>192</b>	<b>132</b>	<b>60</b>	<b>9</b>	<b>2.0</b>	<b>0</b>	<b>1</b>	<b>0</b>	<b>2</b>	<b>2</b>

# PAUL POSLUSZNY



## 2010 GAME-BY-GAME STATISTICS

DATE	OPP	TKL	SOLO	ASST	TFL	SACKS	ST	FF	FR	INT	PD
09/12	vs. Miami	8	6	2	1	1.0	0	0	0	0	0
09/19	at Green Bay					ina					
09/26	at New England					ina					
10/03	vs. N.Y. Jets	12	8	4	0	0.0	0	0	0	0	0
10/10	vs. Jacksonville	13	8	5	0	0.0	0	0	0	0	0
	BYE WEEK										
10/24	at Baltimore	5	4	1	0	0.0	0	0	0	0	1
10/31	at Kansas City	17	11	6	0	0.0	0	0	0	0	1
11/07	vs. Chicago	10	6	4	0	0.0	0	0	0	0	0
11/14	vs. Detroit	13	11	2	1	0.0	0	0	0	0	0
11/21	at Cincinnati	10	6	4	1	0.0	0	0	0	0	1
11/28	vs. Pittsburgh	8	6	2	0	0.0	0	0	0	0	0
12/05	at Minnesota	15	11	4	2	1.0	0	0	0	0	0
12/12	vs. Cleveland	9	6	3	0	0.0	0	0	0	0	0
12/19	at Miami	6	5	1	0	0.0	0	0	0	0	0
12/26	vs. New England	13	7	6	0	0.0	0	0	0	0	0
01/02	at N.Y. Jets	12	8	4	1	0.0	0	0	0	0	0
<b>2010 totals:</b>		<b>151</b>	<b>103</b>	<b>48</b>	<b>6</b>	<b>2.0</b>	<b>0</b>	<b>0</b>	<b>0</b>	<b>0</b>	<b>3</b>



## 2009 GAME-BY-GAME STATISTICS

DATE	OPP	TKL	SOLO	ASST	TFL	SACKS	ST	FF	FR	INT	PD
09/14	at New England	6	6	0	0	0.0	0	0	0	0	0
09/20	vs. Tampa Bay					ina					
09/27	vs. New Orleans					ina					
10/04	at Miami					ina					
10/11	vs. Cleveland					ina					
10/18	at N.Y. Jets	9	6	3	1	0.0	0	0	0	1	1
10/25	at Carolina	11	9	2	0	0.0	0	0	0	0	0
11/01	vs. Houston	9	5	4	0	0.0	0	1	0	0	0
	BYE WEEK										
11/15	at Tennessee	12	10	2	1	0.0	0	0	0	0	0
11/22	at Jacksonville	12	11	1	0	0.0	0	1	0	0	0
11/29	vs. Miami	10	6	4	0	0.0	0	0	0	0	1
12/03	vs. N.Y. Jets	5	5	0	0	1.0	0	1	0	0	0
12/13	at Kansas City	9	8	1	1	0.0	0	0	0	1	1
12/20	vs. New England	9	7	2	1	0.0	0	0	0	1	1
12/27	at Atlanta	7	6	1	0	0.0	0	0	0	0	0
01/03	vs. Indianapolis	11	8	3	0	0.0	0	0	0	0	0
<b>2009 totals:</b>		<b>129</b>	<b>90</b>	<b>39</b>	<b>4</b>	<b>1.0</b>	<b>0</b>	<b>3</b>	<b>0</b>	<b>3</b>	<b>4</b>



## 2008 GAME-BY-GAME STATISTICS

DATE	OPP	TKL	SOLO	ASST	TFL	SACKS	ST	FF	FR	INT	PD
09/07	vs. Seattle	7	5	2	0	0.0	0	0	0	0	2
09/14	at Jacksonville	9	6	3	0	0.0	0	0	0	0	0
09/21	vs. Oakland	7	7	0	0	0.0	0	0	1	0	1
09/28	at St. Louis	12	9	3	1	0.0	0	0	0	0	1
10/05	at Arizona	11	7	4	0	0.0	0	0	0	0	0
	BYE WEEK										
10/19	vs. San Diego	7	7	0	0	0.0	0	0	0	0	0
10/26	at Miami	8	7	1	1	0.0	0	1	0	0	0
11/02	vs. N.Y. Jets	13	9	4	1	0.0	0	0	0	0	0
11/09	at New England	10	5	5	0	0.0	0	0	0	0	0
11/17	vs. Cleveland	2	1	1	0	0.0	0	0	0	0	0
11/23	at Kansas City	8	5	3	0	0.0	0	0	0	0	0
11/30	vs. San Francisco	4	3	1	0	0.0	0	0	0	0	0
12/07	vs. Miami	8	5	3	0	0.0	0	0	0	0	0
12/14	at N.Y. Jets	7	4	3	0	0.0	0	0	0	1	2
12/21	at Denver	8	4	4	0	0.0	0	0	0	0	1
12/28	vs. New England	8	6	3	0	0.0	0	0	0	0	0
<b>2008 totals:</b>		<b>129</b>	<b>90</b>	<b>39</b>	<b>3</b>	<b>0.0</b>	<b>0</b>	<b>1</b>	<b>1</b>	<b>1</b>	<b>7</b>



## 2007 GAME-BY-GAME STATISTICS

DATE	OPP	TKL	SOLO	ASST	TFL	SACKS	ST	FF	FR	INT	PD
09/09	vs. Denver	11	9	2	0	0.0	0	0	0	0	0
09/16	at Pittsburgh	12	8	4	0	0.0	0	0	0	0	0
09/23	at New England	3	3	0	0	0.0	0	0	0	0	0
09/30	vs. N.Y. Jets					IR					
10/08	vs. Dallas					IR					
	BYE WEEK										
10/21	vs. Baltimore					IR					
10/28	at N.Y. Jets					IR					
11/04	vs. Cincinnati					IR					
11/11	at Miami					IR					
11/18	vs. New England					IR					
11/25	at Jacksonville					IR					
12/02	at Washington					IR					
12/09	vs. Miami					IR					
12/16	at Cleveland					IR					
12/23	vs. N.Y. Giants					IR					
12/30	at Philadelphia					IR					
<b>2007 totals:</b>		<b>26</b>	<b>20</b>	<b>6</b>	<b>0</b>	<b>0.0</b>	<b>0</b>	<b>0</b>	<b>0</b>	<b>0</b>	<b>0</b>

# CALVIN PRYOR

35

## CALVIN PRYOR

SAFETY  
5-11 208 LBS  
LOUISVILLE

BORN JULY 12, 1992  
PORT ST. JOE, FLORIDA  
ACQ: WAIVERS (CLEVELAND) 2017  
EXP: 4TH YEAR



### TRANSACTIONS

Originally drafted by the New York Jets in the first round (18th overall) in the 2014 NFL Draft ... Traded to Cleveland in 6/1/17 ... Waived by Cleveland on 9/7/17 ... Signed by Jacksonville on 9/8/17

### PRO (Games played/started - 44/38)

Fourth-year defensive back has amassed 191 tackles (130 solo), 14 passes defended and two INTs

### 2017 (w/ JAX - 0/0)

- 9/10 at HOU: Inactive

### 2016 (w/ NYJ - 15/15)

Started all 15 games he appeared in and totaled 60 tackles (43 solo), four tackles for a loss and six passes defended

### 2015 (w/ NYJ - 13/12)

Appeared in 13 games with 12 starts and registered 69 tackles (50 solo), two tackles for a loss, six passes defended and two INTs

### 2014 (w/ NYJ - 16/11)

Appeared in 16 games with 11 starts and totaled 55 tackles (30 solo), 0.5 sack, one tackle for a loss and two passes defended

### COLLEGE (at Louisville, 2011-13)

• Started 32 of 38 career games, totaling 218 tackles, 2.0 tacks, seven INTs and 14 passes defended

### PERSONAL

- Attended Port St. Joe High School
- Was inducted into the school's Hall of Fame in 2015

### REGULAR SEASON CAREER STATISTICS

YEAR	TEAM	GP/PS	TKL	SOLO	ASST	TFL	SACKS	ST	FF	FR	INT	PD
2014	NYJ	16/11	55	30	25	1	0.5	6	0	0	0	2
2015	NYJ	13/12	69	50	19	2	0.0	0	1	0	2	6
2016	NYJ	15/15	60	43	17	4	0.0	2	1	0	0	6
2017	JAX	0/0	0	0	0	0	0.0	0	0	0	0	0
<b>NFL totals: 4 yrs. 44/38</b>			<b>184</b>	<b>123</b>	<b>61</b>	<b>7</b>	<b>0.5</b>	<b>8</b>	<b>2</b>	<b>0</b>	<b>2</b>	<b>14</b>

### 2017 GAME-BY-GAME STATISTICS

DATE	OPP	TKL	SOLO	ASST	ST	SACKS	FF	FR	PD	INT
09/10	at Houston									Inactive
09/17	vs. Tennessee									
09/24	vs. Baltimore									
10/01	at New York Jets									
10/08	at Pittsburgh									
10/15	vs. LA Rams									
10/22	at Indianapolis									
	BYE WEEK									
11/05	vs. Cincinnati									
11/12	vs. LA Chargers									
11/19	at Cleveland									
11/26	at Arizona									
12/03	vs. Indianapolis									
12/10	vs. Seattle									
12/17	vs. Houston									
12/24	at San Francisco									
12/31	at Tennessee									
<b>2017 totals:</b>										



# JALEN RAMSEY

[20]

## JALEN RAMSEY

CORNERBACK  
6-1 208 LBS  
FLORIDA STATE  
BORN OCTOBER 24, 1994  
SMYRNA, TENNESSEE  
ACQ: 1ST ROUND OF 2016 DRAFT (5TH)  
EXP: 2ND YEAR



### TRANSACTIONS

- Originally drafted by Jacksonville in the first round (fifth overall) of the 2016 draft

### PRO (Games played/started - 17/17)

- Made NFL and Jaguars debut in Week 1 of the 2016 season

### 2017 (w/ JAX - 1/1)

- **9/10 at HOU:** Started at LCB and recorded three tackles (two solo) and a team-high three passes defended

### 2016 (w/ JAX - 16/16)

Led all NFL rookies with 14 passes defended ... One of four rookies to return an INT for a TD in the NFL this season ... Named AFC Defensive Player of the Week for Week 16 after registering four solo tackles, four passes defended and a INT-TD against Tennessee ... Joined K.C.'s **Marcus Peters** as the only rookie CBs over the last eight seasons to tally 50-plus tackles, at least one pick-six and one forced fumble during their rookie year

- **9/11 vs. G.B.:** Started at CB and made three tackles (two solo) in NFL debut
- **9/18 at S.D.:** Started at CB and made six solo tackles and one tackle for loss
- **9/25 vs. BAL:** Started at RCB and made five tackles (four solo)
- **10/2 vs. IND:** Started at RCB and registered four solo tackles
- **10/16 at CHI:** Started at RCB and posted two solo tackles and the game-clinching pass defended on fourth down with 1:03 remaining in the fourth quarter ... Limited Bears WR **Alshon Jeffrey** to one catch for three yards on six targets in the second half
- **10/23 vs. OAK:** Started at RCB and registered two solo tackles
- **10/27 at TEN:** Started at RCB and recorded eight tackles (four solo)
- **11/6 at K.C.:** Started at RCB and recorded two tackles (one solo)
- **11/13 vs. HOU:** Started at RCB and led the team with six solo tackles
- **11/20 at DET:** Started at RCB and posted six tackles (five solo)
- **11/27 at BUF:** Started at RCB and made three solo tackles, including one tackle for loss
- **12/4 vs. DEN:** Started at RCB and made four tackles (three solo) and a career-high two passes defended
- **12/11 vs. MIN:** Started at RCB and made two tackles (one solo) and one pass defended
- **12/18 at HOU:** Started at RCB and recorded four solo tackles, one interception, which he returned 35 yards, five passes defended and one forced fumble ... Ramsey's five passes defended are the second-most in the NFL in 2016 and most by a rookie since 2013 when Dee Milliner (NYJ) also registered five.
- **12/24 vs. TEN:** Started at RCB and recorded four solo tackles and four passes defended ... Also returned an interception of Titans QB **Matt Cassel** 30 yards for a TD as he became the first rookie in franchise history to record a pick-six ... Also became the first rookie in Jaguars history to record INTs in back-to-back games
- **1/1 at IND:** Started at RCB and recorded four solo tackles and one pass defended

### COLLEGE (at Florida State, 2013-15)

- Started all 41 games in three years at Florida State
- Finished career with 180 tackles (119 solo), 15.5 tackles for loss, 5.0 sacks, three forced fumbles, two fumble recoveries, 23 passes defended and three INTs
- Decided to forgo his final year of eligibility in 2016 and declare for the NFL Draft
- Became Florida State's 36th consensus All-American
- All-ACC First Team, AFCA First Team All-America, Walter Camp First Team All-America, ESPN.com First Team All-America as a senior
- Started all 14 games for the Seminoles' third-ranked defense (281.4) and the nation's top pass defense (156.6) as a CB and FS in 2013

### PERSONAL

- Attended Brentwood Academy (Tenn.), where he was rated a five-star prospect by both Rivals.com and Scout.com and a four-star according to ESPN and 247Sports
- U.S. Army All-America selection
- Twitter handle is @jalenramsey

### REGULAR SEASON CAREER STATISTICS

YEAR	TEAM	GP/PS	TKL	SOLO	ASST	TFL	SACKS	ST	FF	FR	INT	PD
2016	JAX	16/16	65	55	10	2	0.0	0	1	0	2	14
2017	JAX	1/1	3	2	1	0	0.0	0	0	0	0	3
<b>NFL totals: 2 yrs. 17/17</b>			<b>68</b>	<b>57</b>	<b>11</b>	<b>2</b>	<b>0.0</b>	<b>0</b>	<b>1</b>	<b>0</b>	<b>2</b>	<b>17</b>

### 2017 GAME-BY-GAME STATISTICS

DATE	OPP	TKL	SOLO	ASST	TFL	SACKS	ST	FF	FR	INT	PD
09/10	at Houston	3	2	1	0	0.0	0	0	0	0	3
09/17	vs. Tennessee										
09/24	vs. Baltimore										
10/01	at New York Jets										
10/08	at Pittsburgh										
10/15	vs. LA Rams										
10/22	at Indianapolis										
	BYE WEEK										
11/05	vs. Cincinnati										
11/12	vs. LA Chargers										
11/19	at Cleveland										
11/26	at Arizona										
12/03	vs. Indianapolis										
12/10	vs. Seattle										
12/17	vs. Houston										
12/24	at San Francisco										
12/31	at Tennessee										
<b>2017 totals:</b>		<b>3</b>	<b>2</b>	<b>1</b>	<b>0</b>	<b>0.0</b>	<b>0</b>	<b>0</b>	<b>0</b>	<b>0</b>	<b>3</b>

### 2016 GAME-BY-GAME STATISTICS

DATE	OPP	TKL	SOLO	ASST	TFL	SACKS	ST	FF	FR	INT	PD
09/11	vs. Green Bay	3	2	1	0	0.0	0	0	0	0	0
09/18	at San Diego	6	6	0	1	0.0	0	0	0	0	0
09/25	vs. Baltimore	5	4	1	0	0.0	0	0	0	0	0
10/02	vs. Indianapolis	4	4	0	0	0.0	0	0	0	0	0
	BYE WEEK										
10/16	at Chicago	2	2	0	0	0.0	0	0	0	0	1
10/23	vs. Oakland	2	2	0	0	0.0	0	0	0	0	0
10/27	at Tennessee	8	4	4	0	0.0	0	0	0	0	0
11/06	at Kansas City	2	1	1	0	0.0	0	0	0	0	0
11/13	vs. Houston	6	6	0	0	0.0	0	0	0	0	0
11/20	at Detroit	6	5	1	0	0.0	0	0	0	0	0
11/27	at Buffalo	3	3	0	1	0.0	0	0	0	0	0
12/04	vs. Denver	4	3	1	0	0.0	0	0	0	0	2
12/11	vs. Minnesota	2	1	1	0	0.0	0	0	0	0	1
12/18	at Houston	4	4	0	0	0.0	0	1	0	1	5
12/24	vs. Tennessee	4	4	0	0	0.0	0	0	0	1	4
01/01	at Indianapolis	4	4	0	0	0.0	0	0	0	0	1
<b>2016 totals:</b>		<b>65</b>	<b>55</b>	<b>10</b>	<b>2</b>	<b>0.0</b>	<b>0</b>	<b>1</b>	<b>0</b>	<b>2</b>	<b>14</b>

# CAM ROBINSON

75

## CAM ROBINSON

OFFENSIVE LINEMAN

6-6 320 LBS

ALABAMA

BORN OCTOBER 9, 1995

MONROE, LOUISIANA

ACQ: SECOND ROUND OF 2017 DRAFT (34TH)

EXP: ROOKIE



### TRANSACTIONS

Drafted by Jacksonville in the second round (34th overall) of the 2017 draft on choice obtained from Seattle for Jaguars' second (35th)- and sixth-round (187th overall) picks

### PRO (Games played/started - 1/1)

#### 2017 (w/ JAX - 1/1)

- **9/10 at HOU:** Made his NFL debut and started at LT and helped pave the way for the team to rush for 155 yards ... Did not allow a sack

### COLLEGE (at Alabama, 2014-16)

- Started all 43 games at LT during his three seasons
- Paved the way for 28 100-yard rushing performances
- Blocked for Jaguars RB **T.J. Yeldon** during Robinson's freshman season

#### 2016 (Junior)

Selected as one of the Crimson Tide's permanent team captains ... Unanimous All-American ... Outland Trophy winner, given annually to the nation's top interior lineman on offense or defense ... Claimed the SEC Jacobs Blocking Trophy, the Tide's second in as many years ... First-team All-SEC selection by the conference coaches and the Associated Press ... Midseason All-American by Sports Illustrated, CBS, ESPN and Sporting News ... Helped the Tide rank 16th nationally and first in the SEC in scoring offense (38.8 ppg), 12th nationally and second in the league in rushing offense (245.0 ypg) and 34th in the nation in total offense (455.3)

#### 2015 (Sophomore)

Named to the All-SEC first team by both the conference coaches and the Associated Press ... Helped blocking for an offense that rushed for 199.9 yards per game, which ranked 32nd nationally and third in the SEC ... Blocked for 17 100-yard rushing performances

#### 2014 (Freshman)

Earned freshman All-American honors by Sporting news and the Football Writers Association of America ... Finished with 32 knockdown blocks while surrendering just three sacks on 861 snaps ... Helped lead a blocking unit that averaged 206.6 yards per game, which ranked seventh in the SEC and 30th nationally ... The offensive line surrendered 16 sacks on the season, the second-fewest in the SEC and 14th nationally (1.14 per game) ... Blocked for 484.5 yards of total offense per game (third in the SEC and 17th nationally)

### HIGH SCHOOL

- Played at West Monroe High School for Head Coach **Jerry Arledge**
- Parade Magazine All-American
- First-team All-USA selection by the USA Today
- Rated as the No. 2 player in the nation by Scout.com
- ESPN rated him the No. 1 offensive tackle, No. 2 player in the state and No. 2 prospect in the ESPN 300

# TYLER SHATLEY

69

## TYLER SHATLEY

OFFENSIVE LINEMAN

6-3 310 LBS

CLEMSON

BORN MAY 5, 1991

ICARD, NORTH CAROLINA

ACQ: ROOKIE FREE AGENT 2014

EXP: 3RD YEAR



### TRANSACTIONS:

Originally signed by Jacksonville as an undrafted rookie on 5/12/14

### PRO (Games played/started - 31/4)

- Has played in 30 games in three seasons with the team, primarily on special teams
- Was one of three undrafted rookies to make opening day roster in 2014

### 2017 (w/ JAX - 1/0)

- **9/10 at HOU:** Saw action as an extra offensive lineman and on special teams ... Helped pave the way for the team to rush for 155 yards

### 2016 (w/ JAX - 16/4)

Made two starts at C and two at LG while seeing action in all 16 games

- **9/11 vs. G.B.:** Played 11 snaps on special teams in team's season opener
- **9/18 at S.D.:** Saw action on special teams
- **9/25 vs. BAL:** Started at center and played in all 66 offensive snaps
- **10/2 vs. IND:** Played three snaps at guard and saw time on special teams
- **10/16 at CHI:** Saw action on special teams
- **10/23 vs. OAK:** Saw action on special team
- **10/27 at TEN:** Saw action on special teams
- **11/6 at K.C.:** Saw action on special teams
- **11/13 vs. HOU:** Saw action on special teams
- **11/20 at DET:** Saw action on special teams
- **11/27 at BUF:** Saw action on special teams
- **12/4 vs. DEN:** Saw action on special teams and played six snaps at center when **Brandon Linder** left the game with an ankle injury
- **12/11 vs. MIN:** Started at C
- **12/18 at HOU:** Saw action at LG after injuries to **Jeremiah Poutasi** (ankle) and **Josh Wells** (shoulder)
- **12/24 vs. TEN:** Started at LG
- **1/1 at IND:** Started at LG, helping the team rush for 182 yards

### 2015 (w/ JAX - 13/0)

- Saw action in 13 games, primarily on special teams

### 2014 (w/ JAX - 1/0)

- Earned spot on opening day roster after joining club as a rookie free agent
- Was inactive for 15 games
  - **11/9 vs. DAL:** Made NFL debut and played RG for the entire second half

### COLLEGE (at Clemson, 2009-13)

- Began his career as a fullback, before moving to the defensive line in 2010 and the offensive line in the spring of 2012
- Played in 51 games with 27 starts
- Started 25 games on offense over his final two seasons and registered 60 knock-downs on 1,776 snaps
- As a senior in 2013, was a team captain and earned third-team All-ACC honors
- As a junior in 2013, named a Strength & Conditioning All-American by the NSCA
- Graduated with a degree in civil engineering

### PERSONAL

- Attended East Burke (Icard, N.C.) High School where he was the No. 3 rated FB in the nation by Tom Lemming
- Did not play on the offensive line in HS
- As a FB, had 2,000 rushing yards and 31 TDs in his junior and senior seasons
- Also served as the team's punter and averaged 40.7 yards per punt
- Full name is Christian Tyler Shatley
- Twitter handle is @tyler\_shatley



# TELVIN SMITH

## 50 TELVIN SMITH

LINEBACKER

6-3 215 LBS.


FLORIDA STATE

BORN APRIL 11, 1991

VALDOSTA, GEORGIA

ACQ: 5TH ROUND OF 2014 DRAFT (144TH)

EXP: 4TH YEAR



### TRANSACTIONS

Originally drafted by Jacksonville in the fifth round (144th overall) of the 2014 draft

### PRO (Games played/started - 47/41)

• Fourth-year LB was drafted in the fifth round from Florida State and has emerged as a starter at WLB  
 • Since becoming a full-time starter in Week 12 in 2014, ranks second in the NFL with 309 tackles (240 solo)

### 2017 (w/ JAX - 1/1)

Selected as a defensive captain by his teammates for the 2017 season

• **9/10 at HOU:** Started at WLB and recorded two tackles (one solo) and added one pass defended

### 2016 (w/ JAX - 16/16)

Set career highs and led the team with 14 tackles for loss ... Also set career highs with eight passes defended and two INTs

- **9/11 vs. G.B.:** Made his 25th career start at WLB and tallied eight tackles (six solo), including two tackles for loss
- **9/18 at S.D.:** Started at WLB and made nine tackles (seven solo), including two tackles for loss
- **9/25 vs. BAL:** Started at WLB and had seven tackles (six solo), including one tackle for a loss and two passes defended
- **10/2 vs. IND:** Recorded a team-high eight solo tackles and also had a tackle for a loss
- **10/16 at CHI:** Posted eight solo tackles, including one tackle for loss
- **10/23 vs. OAK:** Registered five tackles (four solo), including a season-high three tackles for loss
- **10/27 at TEN:** Recorded a team-high 15 tackles (10 solo) starting at WLB
- **11/6 at K.C.:** Had five solo tackles and one pass defended
- **11/13 vs. HOU:** Tied for the team-lead with six tackles (four solo)
- **11/20 at DET:** Started at WLB and led the team with eight tackles (seven solo), including one tackle for loss and one fumble recovery
- **11/27 at BUF:** Led the team with nine tackles (seven solo), including two tackles for loss
- **12/4 vs. DEN:** Tied for the team lead with six solo tackles, while also registering one sack, his first since recording two at Tennessee last season
- **12/11 vs. MIN:** Tallied two solo tackles, including one tackle for loss
- **12/18 at HOU:** Recorded eight tackles (six solo), one interception and one pass defended
- **12/24 vs. TEN:** Started at WLB and recorded five tackles (four solo)
- **1/1 at IND:** Started at WLB and recorded a team-high nine tackles (eight solo), one interception and two passes defended

### 2015 (w/ JAX - 14/14)

Played and started in 14 games at WLB in his second season with the Jaguars ... Finished second on the team with 128 tackles, the most in the NFL by a player in his first or second season ... Added seven passes defended, the second-most on the team

- **9/13 vs. CAR:** Recorded nine tackles (seven solo) and three tackles for loss
- **9/20 vs. MIA:** Led the team with nine tackles (six solo) and recorded one pass defended
- **9/27 at N.E.:** Recorded 11 tackles (seven solo) in team's road opener
- **10/4 at IND:** Made eight tackles (six solo) and 0.5 sacks
- **10/11 at T.B.:** Recorded 14 tackles (13 solo) and one tackle for loss
- **10/25 vs. BUF:** Made a team-high nine tackles (eight solo), including two tackles for loss and three passes defended ... Recorded his first career TD, intercepting QB **E.J. Manuel** and returning it 26 yards for the second-quarter score
- **11/8 at NYJ:** Made seven tackles (five solo), including two passes defended, one forced fumble and a tackle for loss
- **11/15 at BAL:** Led the team with 12 tackles (five solo)
- **12/6 at TEN:** Registered nine tackles (seven solo), two sacks, including one sack-fumble ... First Jaguars LB with multiple sacks in a single game since **Paul Posluszny** registered 2.0 sacks in Week 17 of the 2012 season and is just the sixth linebacker in franchise history to accomplish the feat, joining Posluszny, **Mike Peterson**, **Akin Ayodele**, **Kevin Hardy** (two games with multiple sacks) and **Brant Boyer** (two games with multiple sacks)
- **12/13 vs. IND:** Started at WLB and made nine tackles (eight solo), including one tackle for loss ... Added one pass defended

### 2014 (w/ JAX - 16/10)

Appeared in all 16 games and made 10 starts at LB ... Ranked second on team with 99 tackles (68 solo) and nine tackles for loss ... Had a team-high two fumble recoveries along with four passes defended, one QB hit and one forced fumble ... Ranked third among all NFL rookies in tackles

- **9/7 at PHI:** Made NFL debut and posted three solo tackles with one stop for loss
- **9/14 at WAS:** Produced four tackles (two solo) including his first career sack: QB **Kirk Cousins** for an 11-yard loss in the fourth quarter
- **10/19 vs. CLE:** Named AFC Defensive Player of the Week after producing a sack/forced fumble, interception and two passes defended ... Registered a sack/forced fumble of QB **Brian Hoyer** in the third quarter and the ball was recovered by **Paul Posluszny** ... With 5:21 remaining in the game, Smith picked off Hoyer and returned it 15 yards to set up a Jaguars TD
- **11/23 at IND:** Started at LB and paced the team with 12 tackles (nine solo) along with two fumble recoveries and two tackles for loss ... Recovered an **Andrew Luck** fumble in the first quarter and a **Dan Herron** fumble in the second quarter
- **11/30 vs. NYG:** Started at LB and had double-digit tackles for the second straight game, finishing with 10 stops (eight solo)
- **12/18 vs. TEN:** Compiled a then career-high 15 tackles (10 solo) including one for loss
- **12/28 at HOU:** Registered a career-high 16 tackles (11 solo) in the season-finale

### COLLEGE (at Florida State, 2010-13)

- Appeared in 54 games with 15 starts
- Totaled 214 tackles (139 solo) with seven sacks, 29 tackles for loss and six QB pressures
- Added four fumble recoveries and two forced fumbles
- Had 10 passes defended and four INTs, three returned for TDs
- Started all 14 games as a senior and tallied a team-high 90 tackles (61 solo), three INTs, 9.5 tackles for loss, two sacks, two fumble recoveries and four passes defended
- Recorded three INTs and tied the school single-season record with three returned for TDs
- First-team All-ACC selection by the league's coaches, ESPN.com and The Sporting News
- Majored in sports administration

### PERSONAL

- Attended Lowndes High School in Georgia
- Received four-star ranking from Rivals.com and a three-star rating from Scout.com
- Super Prep All-State selection
- Registered 109 tackles (84 solo) as a senior with a pair of INTs
- Recorded 97 tackles, 16 tackles for loss and two INTs as a junior, leading team to Class 5A championship
- Played in the Georgia Athletic Coaches Association North/South All-Star Classic

REGULAR SEASON CAREER STATISTICS												
YEAR	TEAM	GP/GS	TKL	SOLO	ASST	TFL	SACKS	ST	FF	FR	PD	INT
2014	JAX	16/10	99	68	31	9	2.0	4	1	2	4	1
2015	JAX	14/14	128	99	29	13	2.5	0	2	0	7	1
2016	JAX	16/16	118	98	20	14	1.0	0	0	1	8	2
2017	JAX	1/1	2	1	1	0	0.0	0	0	0	1	0
NFL totals: 4 yrs.		47/41	347	266	81	36	5.5	4	3	3	20	4

CAREER HIGHS		
	GAME	SEASON
<b>Tackles:</b>	16 (12/28/14 at HOU)	128 (2015)
<b>Tackles for loss:</b>	3 (9/13/15 vs. CAR)	14 (2016)
<b>Sacks:</b>	2.0 (12/6/15 at TEN)	2.5 (2015)
<b>Forced fumbles:</b>	1 (three times; last: 12/6/15 at TEN)	2 (2015)
<b>Fumble recoveries:</b>	2 (11/23/14 at IND)	2 (2014)
<b>Passes defended:</b>	3 (10/25/15 vs. BUF)	8 (2016)
<b>Interceptions:</b>	1 (three times; last: 12/18/16 at HOU)	2 (2016)



# TELVIN SMITH



## 2017 GAME-BY-GAME STATISTICS

DATE	OPP	TKL	SOLO	ASST	TFL	SACKS	ST	FF	FR	INT	PD
09/10	at Houston	2	1	1	0	0.0	0	0	0	0	1
09/17	vs. Tennessee										
09/24	vs. Baltimore										
10/01	at New York Jets										
10/08	at Pittsburgh										
10/15	vs. LA Rams										
10/22	at Indianapolis										
	BYE WEEK										
11/05	vs. Cincinnati										
11/12	vs. LA Chargers										
11/19	at Cleveland										
11/26	at Arizona										
12/03	vs. Indianapolis										
12/10	vs. Seattle										
12/17	vs. Houston										
12/24	at San Francisco										
12/31	at Tennessee										
<b>2017 totals:</b>		<b>2</b>	<b>1</b>	<b>1</b>	<b>0</b>	<b>0.0</b>	<b>0</b>	<b>0</b>	<b>0</b>	<b>0</b>	<b>1</b>



## 2016 GAME-BY-GAME STATISTICS

DATE	GAME	TKL	SOLO	ASST	TFL	SACKS	ST	FF	FR	PD	INT
09/11	vs. Green Bay	8	6	2	2	0.0	0	0	0	0	0
09/18	at San Diego	9	7	2	2	0.0	0	0	0	0	0
09/25	vs. Baltimore	7	6	1	1	0.0	0	0	0	2	0
10/02	vs. Indianapolis	8	8	0	1	0.0	0	0	0	0	0
	BYE WEEK										
10/16	at Chicago	8	8	0	1	0.0	0	0	0	1	0
10/23	vs. Oakland	5	4	1	3	0.0	0	0	0	0	0
10/27	at Tennessee	15	10	5	0	0.0	0	0	0	1	0
11/06	at Kansas City	5	5	0	0	0.0	0	0	0	1	0
11/13	vs. Houston	6	4	2	0	0.0	0	0	0	0	0
11/20	at Detroit	8	7	1	1	0.0	0	0	1	0	0
11/27	at Buffalo	9	7	2	2	0.0	0	0	0	0	0
12/04	vs. Denver	6	6	0	0	1.0	0	0	0	0	0
12/11	vs. Minnesota	2	2	0	1	0.0	0	0	0	0	0
12/18	at Houston	8	6	2	0	0.0	0	0	0	1	1
12/24	vs. Tennessee	5	4	1	0	0.0	0	0	0	0	0
01/01	at Indianapolis	9	8	1	0	0.0	0	0	0	2	1
<b>2016 totals:</b>		<b>118</b>	<b>98</b>	<b>20</b>	<b>14</b>	<b>1.0</b>	<b>0</b>	<b>0</b>	<b>1</b>	<b>8</b>	<b>2</b>



## 2015 GAME-BY-GAME STATISTICS

DATE	GAME	TKL	SOLO	ASST	TFL	SACKS	ST	FF	FR	PD	INT
09/13	vs. Carolina	9	7	2	3	0.0	0	0	0	0	0
09/20	vs. Miami	9	6	3	0	0.0	0	0	0	1	1
09/27	at New England	11	7	4	0	0.0	0	0	0	0	0
10/04	at Indianapolis	9	5	4	1	0.5	0	0	0	0	0
10/11	at Tampa Bay	14	13	1	1	0.0	0	0	0	0	0
10/18	vs. Houston	7	7	0	1	0.0	0	0	0	0	0
10/25	vs. Buffalo	9	8	1	2	0.0	0	0	0	3	1
	BYE WEEK										
11/08	at N.Y. Jets	8	6	2	1	0.0	0	1	0	2	0
11/15	at Baltimore	12	5	7	0	0.0	0	0	0	0	0
11/19	vs. Tennessee	9	8	1	1	0.0	0	0	0	0	0
11/29	vs. San Diego	7	6	1	0	0.0	0	0	0	0	0
12/06	at Tennessee	9	7	2	1	2.0	0	1	0	0	0
12/13	vs. Indianapolis	9	8	1	1	0.0	0	0	0	1	0
12/20	vs. Atlanta	6	6	0	1	0.0	0	0	0	0	0
12/27	at New Orleans					ina					
01/03	at Houston					ina					
<b>2015 totals:</b>		<b>128</b>	<b>99</b>	<b>29</b>	<b>13</b>	<b>2.5</b>	<b>0</b>	<b>2</b>	<b>0</b>	<b>7</b>	<b>1</b>



## 2014 GAME-BY-GAME STATISTICS

DATE	GAME	TKL	SOLO	ASST	TFL	SACKS	ST	FF	FR	PD	INT
09/07	at Philadelphia	3	3	0	1	0.0	0	0	0	0	0
09/14	at Washington	4	2	2	1	1.0	0	0	0	0	0
09/21	vs. Indianapolis	3	2	1	0	0.0	0	0	0	0	0
09/28	at San Diego	1	1	0	0	0.0	0	0	0	0	0
10/05	vs. Pittsburgh	4	2	2	0	0.0	0	0	0	0	0
10/12	at Tennessee	2	2	0	0	0.0	0	0	0	0	0
10/19	vs. Cleveland	4	3	1	1	1.0	0	1	0	2	1
10/26	vs. Miami	5	2	3	0	0.0	0	0	0	1	0
11/02	at Cincinnati	7	5	2	0	0.0	0	0	0	0	0
11/09	vs. Dallas	3	3	0	1	0.0	0	0	0	0	0
	BYE WEEK										
11/23	at Indianapolis	12	9	3	2	0.0	0	0	2	0	0
11/30	vs. N.Y. Giants	10	9	2	0	0.0	0	0	0	0	0
12/07	vs. Houston	5	4	1	2	0.0	0	0	0	1	0
12/14	at Baltimore	5	1	4	0	0.0	0	0	0	0	0
12/18	vs. Tennessee	15	10	5	1	0.0	0	0	0	0	0
12/28	at Houston	16	11	5	0	0.0	0	0	0	0	0
<b>2014 totals:</b>		<b>99</b>	<b>68</b>	<b>31</b>	<b>9</b>	<b>2.0</b>	<b>0</b>	<b>1</b>	<b>2</b>	<b>4</b>	<b>1</b>

# DAWUANE SMOOT

## 94 DAWUANE SMOOT

DEFENSIVE END

6-3 264 LBS

ILLINOIS

BORN MARCH 2, 1995

GROVEPORT, OHIO

ACQ: THIRD ROUND OF 2017 DRAFT (68TH)

EXP: ROOKIE



### TRANSACTIONS

Drafted by Jacksonville in the third round (68th overall) in the 2017 draft

### PRO (Games played/started - 1/0)

#### 2017 (w/ JAX - 1/0)

- **9/10 at HOU:** Made his NFL debut and recorded one solo tackle

#### COLLEGE (at Illinois, 2013-16)

- Finished his career with 24 straight starts
- Tied for sixth in Illinois history with 38.5 tackles for a loss and eighth with 16.5 career sacks

#### 2016 (Senior)

Named team captain as a senior, starting all 12 games at defensive tackle ... Totaled 56 tackles, 15 for a loss, 5.0 sacks, 10 QB pressures, one pass defended and two forced fumbles ... All-Big Ten third team

- **9/11 vs. UNC:** Earned a safety on a tackle for a loss
- **10/22 at Michigan:** Posted eight tackles
- **11/26 at Northwestern:** Matched his career high of 2.0 sacks

#### 2015 (Junior)

Started all 12 games on the defensive line to total 40 tackles, 15 for a loss, 8.0 sacks, two passes defended, three QB pressures, three forced fumbles and two fumble recoveries ... Led the team in tackles for loss (15) and sacks (8.0), including most tackles for loss in a single season by an Illini since Whitney Mercilus' 22.5 in 2011

- **9/26 vs. MSU:** Recorded a career-high and Illini season-best 2.0 sacks and had 3 tackles for loss
- **11/28 vs. Northwestern:** Had a season-high six tackles

#### 2014 (Sophomore)

Played in all 13 games, totaling 33 tackles, including 7.5 for a loss, 2.5 sacks, three QB pressures and two passes defended

- **9/20 vs. Texas State:** Posted a career high of 2.0 sacks

#### 2013 (Freshman)

Played in seven games, posting eight tackles and 1.0 sack on the season

- **11/30 vs. Northwestern:** Registered four tackles and 1.0 sack

### HIGH SCHOOL

- Attended Groveport Madison (Groveport, Ohio) HS
- In his final two seasons, totaled 204 tackles, 24.0 sacks, five forced fumbles, one fumble recovery and four passes defended
- Earned defensive MVP at Madison his junior and senior years

### PERSONAL

- Son of Darrell Sr. and Jamecca Smoot
- Goes by "D.J"

### REGULAR SEASON CAREER STATISTICS

YEAR	TEAM	GP/GS	TKL	SOLO	ASST	TFL	SACKS	ST	FF	FR	PD	INT
2017	JAX	1/0	1	1	0	0	0.0	0	0	0	0	0
<b>NFL totals: 1 yr.</b>		<b>1/0</b>	<b>1</b>	<b>1</b>	<b>0</b>	<b>0</b>	<b>0.0</b>	<b>0</b>	<b>0</b>	<b>0</b>	<b>0</b>	<b>0</b>


### 2017 GAME-BY-GAME STATISTICS

DATE	OPP	TKL	SOLO	ASST	TFL	SACKS	ST	FF	FR	INT	PD
09/10	at Houston	1	1	0	0	0.0	0	0	0	0	0
09/17	vs. Tennessee										
09/24	vs. Baltimore										
10/01	at New York Jets										
10/08	at Pittsburgh										
10/15	vs. LA Rams										
10/22	at Indianapolis										
	BYE WEEK										
11/05	vs. Cincinnati										
11/12	vs. LA Chargers										
11/19	at Cleveland										
11/26	at Arizona										
12/03	vs. Indianapolis										
12/10	vs. Seattle										
12/17	vs. Houston										
12/24	at San Francisco										
12/31	at Tennessee										
<b>2017 totals:</b>		<b>1</b>	<b>1</b>	<b>0</b>	<b>0</b>	<b>0.0</b>	<b>0</b>	<b>0</b>	<b>0</b>	<b>0</b>	<b>0</b>

# PEYTON THOMPSON

## 25 PEYTON THOMPSON

FREE SAFETY  
5-10 184 LBS.  
SAN JOSE STATE  
BORN SEPTEMBER 26, 1990  
ABILENE, TEXAS  
ACQ: FREE AGENT 2014  
EXP: 3RD YEAR



### TRANSACTIONS

Originally signed by Atlanta as an undrafted rookie on 4/30/12 ... Waived on 8/31/12 ... Signed by Atlanta to the practice squad on 9/1/12 ... Signed by Atlanta to the 90-man roster on 1/21/13 ... Waived on 8/30/13 ... Signed by Washington to the practice squad on 11/26/13 ... Signed by Washington to the 90-man roster on 13/31/13 ... Waived on 8/9/14 ... Signed by Chicago on 8/18/14 ... Waived on 8/24/14 ... Signed by Jacksonville to the practice squad on 9/1/14 ... Signed to Jacksonville's active roster on 10/25/14 ... Waived on 11/11/14 ... Signed by Jacksonville to the practice squad on 11/12/14 ... Waived on 9/5/15 ... Signed by Jacksonville to the practice squad on 9/6/15 ... Activated to the 53-man active roster on 9/19/15

### PRO (Games played/started - 33/0)

- Third-year CB has spent time with Atlanta, Washington, Chicago and Jacksonville
- Entered NFL as an undrafted rookie with the Falcons in 2012

### 2017 (w/ JAX - 1/0)

- 9/10 at HOU: Saw action on special teams

### 2016 (w/ JAX - 15/0)

Saw action in 15 games ... Led the team seven special team tackles

- 9/11 vs. G.B.: Played 18 snaps on special teams in the team's season opener
- 9/18 at S.D.: Saw action on special teams
- 9/25 vs. BAL: Saw action on special teams
- 10/2 vs. IND: Made one stop on special teams
- 10/16 at CHI: Saw action on special teams
- 10/23 vs. OAK: Saw action on special teams and assisted on one ST tackle
- 10/27 at TEN: Saw action on special teams
- 11/6 at K.C.: Saw action on special teams
- 11/13 vs. HOU: Saw action on special teams
- 11/20 at DET: Saw action at CB and made two tackles (one solo)
- 11/27 at BUF: Led the team with three special teams tackles
- 12/4 vs. DEN: Saw action on special teams
- 12/11 vs. MIN: Inactive (ankle)
- 12/18 at HOU: Saw action in relief of CB Aaron Colvin (ankle) and recorded three tackles (two solo)
- 12/24 vs. TEN: Saw action on special teams and recorded one special teams tackle
- 1/1 at IND: Saw action on special teams

### 2015 (w/ JAX - 15/0)

Played in 15 games after promotion from the practice squad after Week 1 ... Totaled eight tackles (six solo), one pass defended and 0.5 sacks

- 9/20 vs. MIA: Made two solo tackles and recorded one pass defended in season debut
- 9/27 at N.E.: Made two solo tackles at CB and FS and saw action on special teams
- 1/3 at HOU: Saw action at CB and on special teams ... Tallied one tackle and 0.5 sacks

### 2014 (w/ JAX - 2/0)

Saw action in two games

- 11/2 at CIN: Made his NFL debut

### 2013 (w/ WAS - ps)

Spent the offseason with the Atlanta Falcons before being released on Aug. 30 ... Signed to the Redskins' practice squad in Week 13

### 2012 (w/ ATL - ps)

Spent the season on the Atlanta's practice squad

### COLLEGE (at San Jose State, 2008-11)

- Credited with 186 tackles (125 solo), 10.5 tackles for loss, seven interceptions, one sack, two forced fumbles, two fumble recoveries and 22 passes defended in his four seasons at San Jose State
- As a senior in 2011, played in all 13 games with 11 starts
- Shared the team lead with 10 pass break-ups and finished second on the team with two interceptions that year
- Also added 82 total tackles, which ranked third for the Spartans
- Graduated with a degree in sociology

### PERSONAL

- Attended Granite Bay (Calif.) High School, where he was a two-time Sacramento Bee honorable mention All-Metro
- Lettered in football and track
- Set a school record in the 400-yard dash (48.2 seconds)
- Native of Abilene, Texas
- Twitter handle is @tattedNspatted

### REGULAR SEASON CAREER STATISTICS

YEAR	TEAM	GP/GS	TKL	SOLO	ASST	SACKS	FF	FR	PD	INT
2014	JAX	2/0	0	0	0	0.0	0	0	0	0
2015	JAX	15/0	8	6	2	0.5	0	0	1	0
2016	JAX	15/0	5	3	2	0.0	0	0	0	0
2017	JAX	1/0	0	0	0	0.0	0	0	0	0
<b>Career totals: 3 yrs. 33/0</b>			<b>13</b>	<b>9</b>	<b>4</b>	<b>0.5</b>	<b>0</b>	<b>0</b>	<b>1</b>	<b>0</b>

**Additional statistics:** five special teams tackles in 2015; six in 2016

### CAREER HIGHS

	GAME	SEASON
<b>Tackles:</b>	3 (12/18/16 at HOU)	8 (2015)
<b>Sacks:</b>	0.5 (1/3/15 at HOU)	0.5 (2015)
<b>Passes defended:</b>	1 (9/20/15 vs. MIA)	1 (2015)

### 2017 GAME-BY-GAME STATISTICS

DATE	OPP	TKL	SOLO	ASST	TFL	SACKS	ST	FF	FR	INT	PD
09/10	at Houston	0	0	0	0	0.0	0	0	0	0	0
09/17	vs. Tennessee										
09/24	vs. Baltimore										
10/01	at New York Jets										
10/08	at Pittsburgh										
10/15	vs. LA Rams										
10/22	at Indianapolis										
	BYE WEEK										
11/05	vs. Cincinnati										
11/12	vs. LA Chargers										
11/19	at Cleveland										
11/26	at Arizona										
12/03	vs. Indianapolis										
12/10	vs. Seattle										
12/17	vs. Houston										
12/24	at San Francisco										
12/31	at Tennessee										
<b>2017 totals:</b>		<b>0</b>	<b>0</b>	<b>0</b>	<b>0.0</b>	<b>0</b>	<b>0</b>	<b>0</b>	<b>0</b>	<b>0</b>	<b>0</b>

### 2016 GAME-BY-GAME STATISTICS

DATE	GAME	TKL	SOLO	ASST	SACKS	FF	FR	PD	INT
09/11	vs. Green Bay	0	0	0	0.0	0	0	0	0
09/18	at San Diego	0	0	0	0.0	0	0	0	0
09/25	vs. Baltimore	0	0	0	0.0	0	0	0	0
10/02	vs. Indianapolis	0	0	0	0.0	0	0	0	0
	BYE WEEK								
10/16	at Chicago	0	0	0	0.0	0	0	0	0
10/23	vs. Oakland	0	0	0	0.0	0	0	0	0
10/27	at Tennessee	0	0	0	0.0	0	0	0	0
11/06	at Kansas City	0	0	0	0.0	0	0	0	0
11/13	vs. Houston	0	0	0	0.0	0	0	0	0
11/20	at Detroit	2	1	1	0.0	0	0	0	0
11/27	at Buffalo	0	0	0	0.0	0	0	0	0
12/04	vs. Denver	0	0	0	0.0	0	0	0	0
12/11	vs. Minnesota				ina				
12/18	at Houston	3	2	1	0.0	0	0	0	0
12/24	vs. Tennessee	0	0	0	0.0	0	0	0	0
01/01	at Indianapolis	0	0	0	0.0	0	0	0	0
<b>2016 totals:</b>		<b>5</b>	<b>3</b>	<b>2</b>	<b>0.0</b>	<b>0</b>	<b>0</b>	<b>0</b>	<b>0</b>

**Additional statistics:** nine special teams tackles (seven solo) in 2016

# PEYTON THOMPSON



## 2015 GAME-BY-GAME STATISTICS

DATE	GAME	TKL	SOLO	ASST	SACKS	FF	FR	PD	INT
09/13	vs. Carolina				ps				
09/20	vs. Miami	2	2	0	0.0	0	0	1	0
09/27	at New England	2	2	0	0.0	0	0	0	0
10/04	at Indianapolis	1	0	1	0.0	0	0	0	0
10/11	at Tampa Bay	0	0	0	0.0	0	0	0	0
10/18	vs. Houston	0	0	0	0.0	0	0	0	0
10/25	vs. Buffalo	0	0	0	0.0	0	0	0	0
11/01	BYE WEEK								
11/08	at N.Y. Jets	1	1	0	0.0	0	0	0	0
11/15	at Baltimore	0	0	0	0.0	0	0	0	0
11/19	vs. Tennessee	0	0	0	0.0	0	0	0	0
11/29	vs. San Diego	0	0	0	0.0	0	0	0	0
12/06	at Tennessee	0	0	0	0.0	0	0	0	0
12/13	vs. Indianapolis	0	0	0	0.0	0	0	0	0
12/20	vs. Atlanta	1	1	0	0.0	0	0	0	0
12/27	at New Orleans	0	0	0	0.0	0	0	0	0
01/03	at Houston	1	0	1	0.5	0	0	0	0
<b>2015 totals:</b>		<b>8</b>	<b>6</b>	<b>2</b>	<b>0.5</b>	<b>0</b>	<b>0</b>	<b>1</b>	<b>0</b>

**Additional statistics:** five special teams tackles in 2015



# JOSH WALKER

73

## JOSH WALKER

OFFENSIVE LINEMAN  
6-5 330 LBS.  
MIDDLE TENNESSEE STATE  
BORN JUNE 2, 1991  
SPRING CITY, TENNESSEE  
ACQ: FREE AGENT 2017  
EXP: 3RD YEAR



### TRANSACTIONS

Originally signed by Indianapolis as an undrafted free agent on 5/11/14 ... Waived on 8/30/14 ... Signed by Indianapolis to the practice squad on 9/16/14 ... Signed by Green Bay to the practice squad on 9/23/14 ... Signed by Green Bay on 1/20/15 ... Waived on 9/3/16 ... Signed by Houston to the practice squad on 10/27/16 ... Promoted to the 53-man active roster on 11/8/16

### PRO (Games played/started - 15/0)

• Has played in 14 career games with Houston and Green Bay, as well as several stints on the practice squad in Green Bay, Indianapolis and Houston

### 2017 (w/ JAX - 0/0)

- 9/10 at HOU: Inactive

### 2016 (w/ HOU - 2/0)

- Spent training camp with Green Bay, before being waived and signed to the Houston practice squad prior to Week 8
- Active but DNP in Week 10
- 12/18 vs. JAX: Made his Houston debut as a reserve offensive lineman

### 2015 (w/ G.B. - 13/0)

- Played in 13 games, seeing action on offense and special teams
- 9/13 at CHI: Made his NFL debut, appearing on five snaps on special teams and three on offense
- 10/11 vs. STL: Played 32 snaps at RG in place of T.J. Lang after he departed with injury

### 2014 (w/ IND - ps; w/ G.B. - ps)

- Served on Green Bay's practice squad for the final 13 games of the regular season and two playoff games
- Spent the first two weeks of the regular season on Indianapolis' practice squad

### COLLEGE (at Middle Tennessee State, 2010-13)

- Played in 49 games with 34 starts, including 25 straight to end his collegiate career, in four seasons with the Blue Raiders
- Never missed a game during his career
- Earned second-team All-Conference USA honors and was voted a team captain in his final season

### PERSONAL

- Attended Rhea County (Evansville, Tenn.) High School, where he was a three-year starter on the offensive and defensive line for the Golden Eagles
- Named to The Tennessean's 2008 Dream Team and the Best of Preps after recording 41 pancake blocks his senior year in helping lead his team to a 10-3 record
- Also lettered in track and field his senior year, participating in the shot put and discus events

# JOSH WELLS

72

## JOSH WELLS

OFFENSIVE LINEMAN

6-6 306 LBS


JAMES MADISON

BORN FEBRUARY 14, 1991

MECHANICSVILLE, VIRGINIA

ACQ: ROOKIE FREE AGENT 2014

EXP: 3RD YEAR



### TRANSACTIONS

Originally signed by Jacksonville as an undrafted rookie on 5/14/14 ... Placed on injured reserve on 9/4/16 ... Activated to 53-man roster on 11/21/16

### PRO (Games played/started - 18/0)

• Third-year OL has contributed on special teams, LT, LG and RT

### 2017 (w/ JAX - 1/0)

• 9/10 at HOU: Saw action on special teams

### 2016 (w/ JAX - 5/0)

Spent the first 11 weeks on the team's injured reserve list (thumb) before being activated to the 53-man roster prior Week 12

- 11/27 at BUF: Made his 2016 debut on special teams
- 12/4 vs. DEN: Saw action on special teams
- 12/11 vs. MIN: Saw one snap at LT and saw action on special teams
- 12/18 at HOU: Saw action at LG in relief of **Jeremiah Poutasi** ... Left the game with a shoulder injury and did not return
- 12/24 vs. TEN: Dressed but did not play
- 1/1 at IND: Saw action along the offensive line

### 2015 (w/ JAX - IR)

Placed on injured reserve on August 28 with a thumb injury

### 2014 (w/ JAX - 12/0)

One of three undrafted rookies to make opening day roster (**Tyler Shatley**, **Allen Hurns**) ... Played in 12 games as a rookie, primarily on special teams

- 9/21 at IND: Made NFL debut on special teams
- 10/26 vs. MIA: Inserted into the game in the first quarter for **Luke Joeckel** (concussion) at LT and played the remainder of the game
- 11/30 vs. NYG: Inserted into the game in the second quarter for an injured **Austin Pasztor** at RT and played every snap

### COLLEGE (at James Madison, 2009-13)

- Four-year letterman
- Started all 12 games as a senior in 2013 while serving as a team captain
- Two-time second-team All-CAA selection
- Saw action at TE and DL to fill-in for injury
- Majored in sports management

### PERSONAL

- Four-year letterman at QB for Hanover (Mechanicsville, Va.) High School, where he threw for more than 4,000 yards and 28 TDs while rushing for 900 yards and five TDs
- First-team All-Capital District selection as a senior
- Two-year team captain
- Full name is Joshua Ryan Wells
- Twitter handle is @J\_Wells72

# JARROD WILSON

26

## JARROD WILSON



SAFETY

6-2 210 LBS

MICHIGAN

BORN FEBRUARY 9, 1994

AKRON, OHIO

ACQ: FREE AGENT 2016

EXP: 2ND YEAR

### TRANSACTIONS

Originally signed by Jacksonville as an undrafted rookie on May 1, 2016

### PRO (Games played/started - 17/0)

- Made his NFL debut in Week 1 of the 2016 season

### 2017 (w/ JAX - 1/0)

- 9/10 at HOU: Saw action on special teams

### 2016 (w/ JAX - 16/0)

- 9/11 vs. G.B.: Made his NFL and Jaguars debut and played 12 snaps on special teams
- 9/18 at S.D.: Played four snaps at SS and four snaps on special teams
- 9/25 vs. BAL: Saw action on special teams
- 10/2 vs. IND: Played one snap at safety and contributed on special teams
- 10/16 at CHI: Saw one snap at SS and contributed on special teams
- 10/23 vs. OAK: Saw action on special teams and on defense and led the team with four ST tackles (three solo)
- 10/27 at TEN: Saw action on special teams and assisted on one special teams tackle
- 11/6 at K.C.: Saw action on special teams
- 11/13 vs. HOU: Saw three snaps at SS and registered one solo tackle ... Also saw action on special teams
- 11/20 at DET: Saw action primarily on special teams
- 11/27 at BUF: Saw action primarily on special teams
- 12/4 vs. DEN: Played two snaps at safety and saw action on special teams
- 12/11 vs. MIN: Saw nine snaps at SS and action on special teams, recording one special teams tackles
- 12/18 at HOU: Saw action at FS in goal-line situations and recorded one solo tackle
- 12/24 vs. TEN: Saw action on special teams
- 1/1 at IND: Played two snaps at safety and saw action on special teams

### COLLEGE (at Michigan, 2012-15)

- Four-year letterman
- Appeared in 48 games with 31 starts
- Career totals include 169 tackles, 4 tackles for loss, one forced fumble, one fumble recovery, four INTs and seven passes defended
- Named a 2015 All-Big Ten honorable mention
- As a senior in 2015, started all 13 games at safety
- As a junior in 2014, started 10 games at safety and totaled 50 tackles and one forced fumble
- Majored in general studies in the College of Literature, Science and the Arts

### PERSONAL

- Attended Akron (Ohio) Buchtel High School where he played for former Michigan RB Ricky Powers
- Registered 71 tackles and three INTs, including one pick-six, as a senior in 2011 en route to first-team All-State honors
- Also lettered in basketball
- His uncle, Dave Young, played at Purdue and for the Baltimore Colts

### REGULAR SEASON CAREER STATISTICS

YEAR	TEAM	GP/GS	TKL	SOLO	ASST	SACKS	FF	FR	PD	INT
2016	JAX	16/0	2	2	0	0.0	0	0	0	0
2017	JAX	1/0	0	0	0	0.0	0	0	0	0
<b>Career totals: 2 yrs.17/0</b>			<b>2</b>	<b>2</b>	<b>0</b>	<b>0.0</b>	<b>0</b>	<b>0</b>	<b>0</b>	<b>0</b>

### 2017 GAME-BY-GAME STATISTICS

DATE	OPP	TKL	SOLO	ASST	TFL	SACKS	ST	FF	FR	INT	PD
09/10	at Houston	0	0	0	0	0.0	0	0	0	0	0
09/17	vs. Tennessee										
09/24	vs. Baltimore										
10/01	at New York Jets										
10/08	at Pittsburgh										
10/15	vs. LA Rams										
10/22	at Indianapolis										
BYE WEEK											
11/05	vs. Cincinnati										
11/12	vs. LA Chargers										
11/19	at Cleveland										
11/26	at Arizona										
12/03	vs. Indianapolis										
12/10	vs. Seattle										
12/17	vs. Houston										
12/24	at San Francisco										
12/31	at Tennessee										
<b>2017 totals:</b>		<b>0</b>	<b>0</b>	<b>0</b>	<b>0.0</b>	<b>0</b>	<b>0</b>	<b>0</b>	<b>0</b>	<b>0</b>	<b>0</b>

### 2016 GAME-BY-GAME STATISTICS

DATE	GAME	TKL	SOLO	ASST	SACKS	FF	FR	PD	INT
09/11	vs. Green Bay	0	0	0	0.0	0	0	0	0
09/18	at San Diego	0	0	0	0.0	0	0	0	0
09/25	vs. Baltimore	0	0	0	0.0	0	0	0	0
10/02	vs. Indianapolis	0	0	0	0.0	0	0	0	0
BYE WEEK									
10/16	at Chicago	0	0	0	0.0	0	0	0	0
10/23	vs. Oakland	0	0	0	0.0	0	0	0	0
10/27	at Tennessee	0	0	0	0.0	0	0	0	0
11/06	at Kansas City	0	0	0	0.0	0	0	0	0
11/13	vs. Houston	1	1	0	0.0	0	0	0	0
11/20	at Detroit	0	0	0	0.0	0	0	0	0
11/27	at Buffalo	0	0	0	0.0	0	0	0	0
12/04	vs. Denver	0	0	0	0.0	0	0	0	0
12/11	vs. Minnesota	0	0	0	0.0	0	0	0	0
12/18	at Houston	1	1	0	0.0	0	0	0	0
12/24	vs. Tennessee	0	0	0	0.0	0	0	0	0
01/01	at Indianapolis	0	0	0	0.0	0	0	0	0
<b>2016 totals:</b>		<b>2</b>	<b>2</b>	<b>0</b>	<b>0.0</b>	<b>0</b>	<b>0</b>	<b>0</b>	<b>0</b>


Additional statistics: six special teams tackles in 2016

# T.J. YELDON

24

## T.J. YELDON

RUNNING BACK  
6-1 223 LBS  
ALABAMA  
BORN OCTOBER 2, 1993  
DAPHNE, ALABAMA  
ACQ: 2ND ROUND OF 2015 DRAFT (36TH)  
EXP: 3RD YEAR



### TRANSACTIONS

Originally drafted by Jacksonville in the second round (36th overall) of the 2015 Draft ... Placed on injured reserve on 12/26/16

### PRO (Games played/started - 27/25)

• Third-year RB has started in 25 of 27 career games he has appeared in

### 2017 (w/ JAX - 0/0)

• 9/10 at HOU: Inactive

### 2016 (w/ JAX - 15/13)

Started 13 of 15 games played ... Totaled 130 rushes for 465 yards, including one TD, and had 50 receptions for 312 receiving yards and one TD

- 9/11 vs. G.B.: Started at RB and rushed 21 times for 39 yards and one TD
- 9/18 at S.D.: Rushed seven times for 28 yards (4.0 avg.)
- 9/25 vs. BAL: Rushed six times for 17 yards and also had 2 receptions for 11 yards
- 10/2 vs. IND: Rushed 14 times for 71 yards (5.1 avg.) and recorded four receptions for 46 yards
- 10/16 at CHI: Rushed six times for 21 yards and posted one reception for five yards
- 10/23 vs. OAK: Rushed six times for 24 yards and caught one pass for four yards ... Matched his longest rush of the season with a 15-yard run
- 10/27 at TEN: Rushed for 20 yards on three carries and also had four receptions for 36 yards
- 11/6 at K.C.: Rushed seven times for 33 yards (4.7 rush avg.) and had five receptions for 32 yards and one TD
- 11/13 vs. HOU: Rushed nine times for 31 yards (3.4 rush avg.) and had three receptions for 27 yards (9.0 rec. avg.)
- 11/20 at DET: Rushed four times for 16 yards (4.0 rush avg.) before exiting the game with an ankle injury
- 11/27 at BUF: Rushed six times for 17 yards and posted one reception for three yards
- 12/4 vs. DEN: Rushed 14 times for 55 yards and posted three receptions for 27 yards
- 12/11 vs. MIN: Rushed 17 times for 59 yards (3.5 avg.) and posted a team-high seven receptions for 31 yards (4.4 rec. avg.)
- 12/18 at HOU: Rushed eight times for 28 yards (3.5 avg.) and recorded team-highs with five receptions for 34 yards
- 12/24 vs. TEN: Rushed twice for five yards and left the game in the first quarter with an ankle injury and did not return

### 2015 (w/ JAX - 12/12)

Played and started in 12 games during his rookie season ... Totaled 182 rushes for 740 yards (4.1 rush avg.) and two TDs and 36 receptions for 279 yards (7.8 rec. avg.) and one TD ... His 740 rushing yards are the most by a Jaguars rookie in a single season since Maurice Jones-Drew (941 yards) in 2006 ... Ranked fourth among NFL rookies with 1,019 scrimmage yards (740 rushing, 279 receiving)

- 9/13 vs. CAR: Rushed 12 times for 51 yards (4.3 avg.) and had three receptions for 16 yards (5.3 avg.) in NFL debut
- 9/20 vs. MIA: Rushed 25 times for 70 yards (2.8 avg.) and had three receptions for 13 yards (4.3 avg.)
- 10/4 at IND: Recorded his first 100-yard rushing game of his career, tallying 22 rushes for 105 yards (4.8 avg.), including a career-long 36-yard scamper in OT ... Also had two catches for four yards (2.0 rec. avg.) ... Became first Jaguars rookie RB to rush for 100 yards since Jones-Drew recorded 131 yards on 12/24/06 versus New England
- 10/11 at T.B.: Rushed 11 times for 32 yards (2.9 rush avg.) and had five receptions for 31 yards (6.2 rec. avg.), including his first career NFL touchdown
- 10/25 vs. BUF: Rushed 20 times for a season- and career-high 115 yards and his first career TD
- 11/8 at NYJ: Rushed 14 times for 64 yards (4.6 rush avg.), including a career-long 45-yard carry in the fourth quarter
- 12/6 at TEN: Rushed 15 times for 57 yards (3.8 rush avg.) and one TD, and had four receptions for a career-high 79 receiving yards, including a career-long reception of 67 yards

### COLLEGE (at Alabama, 2012-14)

- Appeared in 39 games with 21 starts and finished fourth in school history with 3,322 career rushing yards and third with 37 career rushing TDs
- Only player in school history to rush for 1,000-plus yards in his first two seasons

- Fifth player in program history to rush for 1,000-plus yards in multiple seasons, joining Johnny Musso (1970-71), Bobby Humphrey (1986-87), Shaun Alexander (1998-99) and Kenneth Darby (2004-05)
- Finished 243 yards behind Alexander's school record of 3,565 yards (1996-99)
- Only player in school history to be named the Dixie Howell Memorial Most Valuable Player of the A-Day Game three times

### PERSONAL

- Attended Daphne (Ala.) High School where he played for coach Glenn Vickery
- Named Mr. Football for the state of Alabama by the Alabama Sports Writers Association
- First-team All-State selection by the ASWA
- Second-team USA Today High School All-America selection
- Five-star recruit according to Rivals.com and 247sports.com
- Totaled 6,155 scrimmage yards in four years with 73 TDs
- Won the 2010 Alabama 6A State Championship
- Twitter handle is @T\_Yeldon

### REGULAR SEASON CAREER STATISTICS

YEAR	TEAM	GP/GS	RUSHING					RECEIVING				
			NO	YDS	AVG	LG	TD	NO	YDS	AVG	LG	TD
2015	JAX	12/12	182	740	4.1	45	2	36	279	7.8	67	1
2016	JAX	15/13	130	465	3.6	16	1	50	312	6.2	16	1
2017	JAX	0/0	0	0	0.0	0	0	0	0	0.0	0	0
NFL totals: 3 yrs. 27/25			312	1,205	3.9	45	3	86	591	6.9	67	2

### CAREER HIGHS

	GAME	SEASON
Rushing attempts:	25 (9/20/15 vs. MIA)	182 (2015)
Rushing yards:	115 (10/25/15 vs. BUF)	740 (2015)
Longest rush:	45 (11/8/15 at NYJ)	45 (2015)
Rushing touchdowns:	1 (three times, last: 9/11/16 vs. G.B.)	2 (2014)
Receptions:	8 (9/18/16 at S.D.)	36 (2015)
Receiving yards:	79 (12/6/15 at TEN)	279 (2015)
Longest reception:	67 (12/6/15 at TEN)	67 (2015)
Receiving touchdowns:	1 (twice, last: 11/6/16 at KC)	1 (2015 & 2016)

### 2017 GAME-BY-GAME STATISTICS

DATE	GAME	RUSHING					RECEIVING				
		NO	YDS	AVG	LG	TD	NO	YDS	AVG	LG	TD
09/10	at Houston										
09/17	vs. Tennessee										Inactive
09/24	vs. Baltimore										
10/01	at New York Jets										
10/08	at Pittsburgh										
10/15	vs. LA Rams										
10/22	at Indianapolis										BYE WEEK
11/05	vs. Cincinnati										
11/12	vs. LA Chargers										
11/19	at Cleveland										
11/26	at Arizona										
12/03	vs. Indianapolis										
12/10	vs. Seattle										
12/17	vs. Houston										
12/24	at San Francisco										
12/31	at Tennessee										
2017 totals:		0	0	0.0	0	0	0	0	0.0	0	0

### 2016 GAME-BY-GAME STATISTICS

DATE	GAME	RUSHING					RECEIVING				
		NO	YDS	AVG	LG	TD	NO	YDS	AVG	LG	TD
09/11	vs. Green Bay	21	39	1.9	7	1	4	30	7.5	11	0
09/18	at San Diego	7	28	4.0	15	0	8	10	1.3	8	0
09/25	vs. Baltimore	6	17	2.8	9	0	2	11	5.5	6	0
10/02	vs. Indianapolis	14	71	5.1	15	0	4	46	11.5	16	0
BYE WEEK											
10/16	at Chicago	6	21	3.5	13	0	1	5	5.0	5	0
10/23	vs. Oakland	6	24	4.0	15	0	1	4	4.0	4	0
10/27	at Tennessee	3	20	6.7	12	0	4	36	9.0	12	0
11/06	at Kansas City	7	33	4.7	16	0	5	32	6.4	13t	1
11/13	vs. Houston	9	32	3.6	7	0	3	27	9.0	17	0
11/20	at Detroit	4	16	4.0	7	0	2	16	8.0	14	0
11/27	at Buffalo	6	17	2.8	6	0	1	3	3.0	3	0
12/04	vs. Denver	14	55	3.9	8	0	3	27	9.0	10	0
12/11	vs. Minnesota	17	59	3.5	12	0	7	31	4.4	10	0
12/18	at Houston	8	28	3.5	12	0	5	34	6.8	10	0
12/24	vs. Tennessee	2	5	2.5	4	0	0	0	0.0	0	0
12/01	at Indianapolis										IR
2016 totals:		130	465	3.6	16	1	50	312	6.2	16	1



# T.J. YELDON



## 2015 GAME-BY-GAME STATISTICS

DATE	GAME	RUSHING					RECEIVING				
		NO	YDS	AVG	LG	TD	NO	YDS	AVG	LG	TD
09/13	vs. Carolina	12	51	4.3	14	0	3	16	5.3	7	0
09/20	vs. Miami	25	70	2.8	12	0	3	13	4.3	11	0
09/27	at New England	11	33	3.0	8	0	2	9	4.5	9	0
10/04	at Indianapolis	22	105	4.8	36	0	2	4	2.0	5	0
10/11	at Tampa Bay	11	32	2.9	10	0	5	31	6.2	13	1
10/18	vs. Houston					ina					
10/25	vs. Buffalo	20	115	5.8	28t	1	1	9	9.0	9	0
	BYE WEEK										
11/08	at N.Y. Jets	14	64	4.6	45	0	3	37	12.3	21	0
11/15	at Baltimore	18	61	3.4	16	0	5	6	1.2	7	0
11/19	vs. Tennessee	14	54	3.9	15	0	3	28	9.3	13	0
11/29	vs. San Diego	9	36	4.0	21	0	4	46	11.5	20	0
12/06	at Tennessee	15	57	3.8	9	1	4	79	19.8	67	0
12/13	vs. Indianapolis	11	62	5.6	14	0	1	1	1.0	1	0
12/20	vs. Atlanta					ina					
12/27	at New Orleans					ina					
01/03	at Houston					ina					
<b>2015 totals:</b>		<b>182</b>	<b>740</b>	<b>4.1</b>	<b>45</b>	<b>2</b>	<b>36</b>	<b>279</b>	<b>7.8</b>	<b>67</b>	<b>1</b>





## **GAME SUMMARIES**

**REGULAR SEASON WEEK 2 VS. TENNESSEE**





# GAME SUMMARIES



## WEEK 1 AT HOUSTON

Sept. 10, 2016 at NRG Stadium

	<u>1</u>	<u>2</u>	<u>3</u>	<u>4</u>	<u>OT</u>	<u>Final</u>
JACKSONVILLE JAGUARS (1-0)	3	16	7	3	-	29
GREEN BAY PACKERS (0-1)	0	0	7	0	-	7

With the backdrop of hurricane relief efforts in Houston in the aftermath of Harvey, and a raucous crowd on hand, the Jaguars turned in their best Opening Day effort in years with a statement-making 29-7 division win at NRG Stadium. Leading the way was a defense that dominated the game with a franchise-record 10 sacks, including 4.0 by **Calais Campbell**, and four takeaways that led to 16 points. On offense rookie **Leonard Fournette** rushed for 100 yards and a touchdown in his NFL debut, while **Chris Ivory** added 42 yards on nine carries. Jacksonville scored on its first possession of the new season, marching 51 yards in eight plays to set up **Jason Myers**' 42-yard field goal. Houston's first six possessions ended with four punts, including three 3-and-outs, followed by back-to-back fumbles on strip-sacks by **Yannick Ngakoue**. The first fumble led to Fournette's 1-yard scoring run, and the second was scooped up by **Dante Fowler Jr.** and returned 53 yards for a touchdown to give the Jaguars a 19-0 halftime lead with 49 seconds remaining in the first half. By that time Campbell had 3.5 sacks and Ngakoue had 2.0 with two forced fumbles. **Deshaun Watson** replaced **Tom Savage** as the Texans quarterback at halftime, and Houston opened the second half with its best drive of the day, going 75 yards on 14 plays to a 4-yard touchdown pass from Watson to **DeAndre Hopkins**. But Jacksonville responded quickly with a 10-play, 75-yard series ending with a TD pass from Bortles to **Tommy Bohanon** to make it 26-7. The Texans' next drive of 11 plays reached the Jacksonville 35-yard line before Fowler's strip sack of Watson was recovered by Ngakoue. Two possessions later Houston put together a 7-play drive, but that was ended by another turnover, this time an interception by **Tashaun Gipson** that he returned 67 yards to set up Myers' 38-yard field goal to cap the scoring at 29-7 with 3:15 remaining. In the only bad news of the day, **Allen Robinson** suffered a torn ACL on the third play of the game. The win was the Jaguars' first on Opening Day since 2011, and their first road win on Opening Day since 2004.

Team	Q	Time	Scoring Play	Drive Info
Jax	1	12:08	J. Myers 42 yd. Field Goal	8-51, 2:52
Jax	2	14:49	J. Myers 25 yd. Field Goal	10-77, 5:14
Jax	2	2:02	L. Fournette 1 yd. run (kick failed, wr)	9-53, 5:29
Jax	2	0:49	D. Fowler 53 yd. fumble return (Myers kick)	
Hou	3	9:09	D. Hopkins 4 yd. pass from D. Watson (Fairbairn kick)	14-75, 5:51
Jax	3	4:14	T. Bohanon 1 yd. pass from B. Bortles (Myers kick)	10-75, 4:55
Jax	4	3:11	J. Myers 38 yd. Field Goal	4-7, 0:20

### Team Statistics

	Jaguars	Texans
First Downs (Run-Pass-Pen).....	19 (7-8-4)	23 (4-11-8)
Total Yards-Plays-Avg. ....	280-60-4.7	203-69-2.9
Rushing Yards-Attempts-Avg.....	155-39-4.0	93-23-4.0
Net Yards Passing (Sacked-Yds) .....	125 (0-0)	110 (10-54)
Att-Comp-Int .....	21-11-0	36-19-1
Third Down Conversions (%).....	3-12 (25%)	5-12 (42%)
Fourth Down Conversions (%).....	1-1 (100%)	0-1 (0%)
Punts-Avg. ....	4-46.8	5-43.2
Fumbles-Lost .....	0-0	3-3
Penalties-Yards.....	10-89	9-94
Time of Possession .....	30:05	29:55

### Individual Statistics

**Texans Rushing:** L. Miller 17-65, D. Watson 2-16, T. Ervin 3-8, D. Foreman 1-4  
**Jaguars Rushing:** L. Fournette 26-100, C. Ivory 9-42, B. Bortles 3-13

**Texans Passing:** D. Watson 12-23-102 (TD, INT); T. Savage 7-13-62  
**Jaguars Passing:** B. Bortles 11-21-125 (TD)

**Texans Receiving:** D. Hopkins 7-55, C. Fierdorowicz 4-46, T. Ervin 4-18, L. Miller 2-31, S. Anderson 2-14

**Jaguars Receiving:** A. Hurns 3-42, L. Fournette 3-24, J. O'Shaughnessy 1-18, A-> Robinson 1-17, A. Benn 1-12, C. Ivory 1-11, T. Bohanon 1-1

**Sacks: Texans** None

**Sacks: Jaguars** 10.0 (Campbell 4.0; Ngakoue 2.0; McCray 1.5; Fowler Jr. 1.0; Jackson 1.0; Jones 0.5)

**Interceptions: Texans** None

**Interceptions: Jaguars** 1 (T. Gipson)

**Paid Attendance:** 71,710

**Time:** 3:06

**Temperature:** 80 degrees

# Texans vs Jaguars

## National Football League Game Summary

NFL Copyright © 2017 by The National Football League. All rights reserved. This summary and play-by-play is for the express purpose of assisting media in their coverage of the game; any other use of this material is prohibited without the written permission of the National Football League. Updated: 9/11/2017

Date: Sunday, 9/10/2017

**Jacksonville Jaguars at Houston Texans**  
at NRG Stadium, Houston, Texas

Start Time: 12:02 PM CDT

### Game Day Weather

Game Weather: Sunny

Temp: 80° F (26.7° C) Humidity: 49%, Wind: NNE 10 mph

Played Retractable Roof on Turf: Artificial

Outdoor Weather: Sunny, Wind Chill: 82

### Officials

Referee: Corrente, Tony (99)  
Line Judge: Longson, Bart (2)  
Back Judge: Prukop, Todd (30)

Umpire: Eck, Alan (76)  
Field Judge: Horton, Buddy (82)  
Replay Official: Valenti, Terri (0)

Down Judge: Turner, Patrick (13)  
Side Judge: Dickson, Ryan (25)

### Lineups

#### Jacksonville Jaguars

Offense	Defense
WR 15 A.Robinson	DE 91 Y.Ngakoue
LT 74 C.Robinson	NT 95 A.Jones
LG 77 P.Omameh	DT 97 M.Jackson
C 65 B.Linder	DE 93 C.Campbell
RG 60 A.Cann	WLB 50 T.Smith
RT 78 J.Parnell	MLB 51 P.Posluszny
TE 89 M.Lewis	SLB 44 M.Jack
WR 11 M.Lee	LCB 20 J.Ramsey
QB 5 B.Bortles	FS 39 T.Gipson
RB 27 L.Fournette	SS 42 B.Church
FB 40 T.Bohanon	RCB 21 A.Bouye

#### Houston Texans

Offense	Defense
WR 10 D.Hopkins	RDE 93 J.Heath
LT 63 K.Lamm	NT 98 D.Reader
LG 71 X.Su'a-Filo	LDE 99 J.Watt
C 66 N.Martin	SAM 59 W.Mercilus
RG 79 J.Allen	MIKE 56 B.Cushing
RT 68 B.Giacomini	WILL 55 B.McKinney
TE 87 C.Fiedorowicz	JACK 90 J.Clowney
TE 89 S.Anderson	LCB 24 J.Joseph
QB 3 T.Savage	RCB 30 K.Johnson
TE 84 R.Griffin	FS 29 A.Hal
RB 26 L.Miller	SS 43 C.Moore

### Substitutions

K 2 J.Myers, P 3 B.Nortman, WR 17 A.Benn, CB 22 A.Colvin, S 25 P.Thompson, S 26 J.Wilson, CB 29 L.Pitts, RB 30 C.Grant, RB 33 C.Ivory, LS 43 M.Overton, LB 52 D.Payne, DE 55 L.McCray, DE 56 D.Fowler, OL 69 T.Shatley, OL 72 J.Wells, TE 80 J.O'Shaughnessy, TE 83 B.Koyack, WR 84 K.Cole, WR 88 A.Hurns, DT 92 S.Day, DE 94 D.Smoot, DT 99 E.Ankou

### Substitutions

QB 4 D.Watson, K 7 K.Fairbairn, P 9 S.Lechler, WR 12 B.Ellington, WR 13 B.Miller, WR 18 A.Jones, DB 20 M.Burley, DB 21 M.Gilchrist, RB 22 J.Todman, S 23 K.Drummond, CB 25 K.Jackson, RB 27 D.Foreman, RB 34 T.Ervin, DB 35 E.Pleasant, LB 41 Z.Cunningham, RB 45 J.Prosch, LS 46 J.Weeks, ILB 51 D.Cole, LB 52 B.Peters, OLB 57 B.Scarlett, C 65 G.Mancz, T 74 C.Clark, DT 92 B.Dunn, DT 95 C.Covington

### Did Not Play

QB 7 C.Henne, CB 23 T.Patmon

### Did Not Play

### Not Active

RB 24 T.Yeldon, CB 31 J.Myrick, DB 35 C.Pryor, LB 53 B.Brown, G 73 J.Walker, T 75 W.Poehls, DT 96 M.Bennett

### Not Active

WR 15 W.Fuller, RB 28 A.Blue, DB 31 T.Decoud, C 61 K.Fuller, T 70 J.Davenport, DT 91 C.Watkins, DE 94 U.Kamalu

### Field Goals (made ( ) & missed)

J.Myers (42) (25) 39WL (38)

			1	2	3	4	OT	Total
VISITOR:	Jacksonville Jaguars		3	16	7	3	0	29
HOME:	Houston Texans		0	0	7	0	0	7

### Scoring Plays

Team	Qtr	Time	Play Description (Extra Point) (Drive Info)	Visitor	Home
Jaguars	1	12:08	J.Myers 42 yd. Field Goal (8-51, 2:52)	3	0
Jaguars	2	14:49	J.Myers 25 yd. Field Goal (10-77, 5:14)	6	0
Jaguars	2	2:02	L.Fournette 1 yd. run (kick failed, wr) (9-53, 5:29)	12	0
Jaguars	2	0:49	D.Fowler 53 yd. fumble return (J.Myers kick)	19	0
Texans	3	9:09	D.Hopkins 4 yd. pass from D.Watson (K.Fairbairn kick) (14-75, 5:51)	19	7
Jaguars	3	4:14	T.Bohanon 1 yd. pass from B.Bortles (J.Myers kick) (10-75, 4:55)	26	7
Jaguars	4	3:11	J.Myers 38 yd. Field Goal (4-7, 0:20)	29	7

Paid Attendance: 71,710

Time: 3:06



## Final Team Statistics

	Visitor Jaguars	Home Texans
<b>TOTAL FIRST DOWNS</b>	19	23
By Rushing	7	4
By Passing	8	11
By Penalty	4	8
<b>THIRD DOWN EFFICIENCY</b>	3-12-25%	5-12-42%
<b>FOURTH DOWN EFFICIENCY</b>	1-1-100%	0-1-0%
<b>TOTAL NET YARDS</b>	280	203
Total Offensive Plays (inc. times thrown passing)	60	69
Average gain per offensive play	4.7	2.9
<b>NET YARDS RUSHING</b>	155	93
Total Rushing Plays	39	23
Average gain per rushing play	4.0	4.0
Tackles for a loss-number and yards	3-3	3-4
<b>NET YARDS PASSING</b>	125	110
Times thrown - yards lost attempting to pass	0-0	10-54
Gross yards passing	125	164
<b>PASS ATTEMPTS-COMPLETIONS-HAD INTERCEPTED</b>	21-11-0	36-19-1
Avg gain per pass play (inc.# thrown passing)	6.0	2.4
<b>KICKOFFS Number-In End Zone-Touchbacks</b>	7-7-6	2-2-2
<b>PUNTS Number and Average</b>	4-46.8	5-43.2
Had Blocked	0	0
<b>FGs - PATs Had Blocked</b>	0-0	0-0
<b>Net Punting Average</b>	36.5	41.8
<b>TOTAL RETURN YARDAGE (Not Including Kickoffs)</b>	74	21
No. and Yards Punt Returns	1-7	1-21
No. and Yards Kickoff Returns	0-0	1-24
No. and Yards Interception Returns	1-67	0-0
<b>PENALTIES Number and Yards</b>	10-89	9-94
<b>FUMBLES Number and Lost</b>	0-0	3-3
<b>TOUCHDOWNS</b>	3	1
Rushing	1	0
Passing	1	1
Fumbles	1	0
<b>EXTRA POINTS Made-Attempts</b>	2-3	1-1
Kicking Made-Attempts	2-3	1-1
<b>FIELD GOALS Made-Attempts</b>	3-4	0-0
<b>RED ZONE EFFICIENCY</b>	2-4-50%	1-2-50%
<b>GOAL TO GO EFFICIENCY</b>	2-3-67%	1-2-50%
<b>SAFETIES</b>	0	0
<b>FINAL SCORE</b>	29	7
<b>TIME OF POSSESSION</b>	30:05	29:55



## Ball Possession And Drive Chart

### Jacksonville Jaguars

#	Time Recd	Time Lost	Time Poss	How Ball Obtained	Drive Began	# Play	Yds Gain	Yds Pen	Net Yds	1st Down	Last Scrm	How Given Up
1	15:00	12:08	2:52	Kickoff	JAX 25	8	56	-5	51	2	HST 24	Field Goal
2	10:34	9:12	1:22	Punt	JAX 38	3	5	0	5	0	JAX 43	Punt
3	5:03	14:49	5:14	Punt	JAX 16	10	78	-1	77	5	* HST 7	Field Goal
4	13:16	11:24	1:52	Punt	JAX 25	3	3	5	8	0	JAX 33	Punt
5	10:12	8:37	1:35	Punt	JAX 19	3	3	0	3	0	JAX 22	Punt
6	7:31	2:02	5:29	Fumble	JAX 47	9	33	20	53	5	* HST 1	Touchdown
7	9:09	4:14	4:55	Kickoff	JAX 25	10	55	20	75	5	* HST 1	Touchdown
8	0:03	11:23	3:40	Fumble	JAX 41	9	38	0	38	2	HST 21	Missed FG
9	9:59	8:21	1:38	Punt	JAX 25	3	4	0	4	0	JAX 29	Punt
10	3:31	3:11	0:20	Interception	HST 27	4	7	0	7	0	HST 20	Field Goal
11	1:08	0:00	1:08	Downs	HST 14	2	-2	0	-2	0	* HST 15	End of Game

(420) Average JAX 38

### Houston Texans

#	Time Recd	Time Lost	Time Poss	How Ball Obtained	Drive Began	# Play	Yds Gain	Yds Pen	Net Yds	1st Down	Last Scrm	How Given Up
1	12:08	10:34	1:34	Kickoff	HST 25	3	-6	0	-6	0	HST 19	Punt
2	9:12	5:03	4:09	Punt	HST 20	9	29	0	29	2	HST 49	Punt
3	14:49	13:16	1:33	Kickoff	HST 25	3	-2	5	3	1	HST 28	Punt
4	11:24	10:12	1:12	Punt	HST 33	3	-3	0	-3	0	HST 30	Punt
5	8:37	7:31	1:06	Punt	HST 38	3	15	0	15	1	JAX 44	Fumble
6	2:02	0:49	1:13	Kickoff	HST 25	5	6	22	28	3	JAX 37	Fumble
7	0:49	0:00	0:49	Kickoff	HST 25	2	13	0	13	1	HST 32	End of Half
8	15:00	9:09	5:51	Kickoff	HST 25	14	66	9	75	7	* JAX 4	Touchdown
9	4:14	0:03	4:11	Kickoff	HST 25	11	26	8	34	3	JAX 35	Fumble
10	11:23	9:59	1:24	Missed FG	HST 29	5	13	0	13	1	HST 42	Punt
11	8:21	3:31	4:50	Punt	HST 37	7	43	0	43	4	* JAX 20	Interception
12	3:11	1:08	2:03	Kickoff	HST 11	4	3	0	3	0	HST 16	Downs

(318) Average HST 26

### \* inside opponent's 20

#### Time of Possession by Quarter

	1st	2nd	3rd	4th	OT	Total
Visitor Jacksonville Jaguars	9:17	9:07	4:58	6:43		30:05
Home Houston Texans	5:43	5:53	10:02	8:17		29:55

#### Kickoff Drive No.-Start Average

Jaguars: 2 - JAX 25

Texans: 7 - HST 23

Jacksonville Jaguars vs Houston Texans  
9/10/2017 at NRG Stadium

# Final Defensive Statistics

Jacksonville Jaguars	Regular Defensive Plays											Special Teams					Misc			
	TKL	AST	COMB	SK	/ YDS	TFL	Q	IN	PD	FF	FR	TKL	AST	FF	FR	BL	TKL	AST	FF	FR
M.Jack	8	6	14	0	0	1	0	0	0	0	0	0	0	0	0	0	0	0	0	0
A.Bouye	5	1	6	0	0	0	0	0	1	0	0	0	0	0	0	0	0	0	0	0
C.Campbell	4	2	6	4	17.5	2	5	0	0	0	0	0	0	0	0	0	0	0	0	0
T.Gipson	4	2	6	0	0	0	0	1	2	0	0	0	0	0	0	0	0	0	0	0
B.Church	3	3	6	0	0	0	0	0	0	0	0	0	0	0	0	0	0	0	0	0
Y.Ngakoue	3	1	4	2	13	0	0	0	0	2	1	0	0	0	0	0	0	0	0	0
M.Jackson	3	0	3	1	7	1	1	0	1	0	0	0	0	0	0	0	0	0	0	0
D.Fowler	3	0	3	1	6	1	0	0	0	1	1	0	0	0	0	0	0	0	0	0
J.Ramsey	2	1	3	0	0	0	0	0	3	0	0	0	0	0	0	0	0	0	0	0
L.McCray	1	2	3	1.5	7	1	2	0	0	0	0	0	0	0	0	0	0	0	0	0
T.Smith	1	1	2	0	0	0	0	0	1	0	0	0	0	0	0	0	0	0	0	0
P.Posluszny	1	1	2	0	0	0	0	0	0	0	0	0	0	0	0	0	0	0	0	0
A.Jones	0	2	2	0.5	3.5	0	2	0	0	0	1	0	0	0	0	0	0	0	0	0
E.Ankou	1	0	1	0	0	0	0	0	0	0	0	0	0	0	0	0	0	0	0	0
D.Smoot	1	0	1	0	0	0	0	0	0	0	0	0	0	0	0	0	0	0	0	0
A.Colvin	1	0	1	0	0	0	0	0	0	0	0	0	0	0	0	0	0	0	0	0
S.Day	0	1	1	0	0	0	0	0	0	0	0	0	0	0	0	0	0	0	0	0
J.O'Shaughnessy	0	0	0	0	0	0	0	0	0	0	0	1	0	0	0	0	0	0	0	0
D.Payne	0	0	0	0	0	0	0	0	0	0	0	1	0	0	0	0	0	0	0	0
<b>Total</b>	<b>41</b>	<b>23</b>	<b>64</b>	<b>10</b>	<b>54</b>	<b>6</b>	<b>10</b>	<b>1</b>	<b>8</b>	<b>3</b>	<b>3</b>	<b>2</b>	<b>0</b>	<b>0</b>	<b>0</b>	<b>0</b>	<b>0</b>	<b>0</b>	<b>0</b>	<b>0</b>

TKL = Tackle AST = Assist COMB = Combined QH=QB Hit IN = Interception PD = Pass Defense FF = Forced Fumble FR = Fumble Recovery

Houston Texans	Regular Defensive Plays											Special Teams					Misc			
	TKL	AST	COMB	SK	/ YDS	TFL	QH	IN	PD	FF	FR	TKL	AST	FF	FR	BL	TKL	AST	FF	FR
B.McKinney	3	6	9	0	0	0	0	0	0	0	0	0	0	0	0	0	0	0	0	0
K.Jackson	4	2	6	0	0	0	0	0	0	0	0	0	0	0	0	0	0	0	0	0
A.Hal	3	3	6	0	0	1	0	0	0	0	0	0	0	0	0	0	0	0	0	0
K.Johnson	3	2	5	0	0	0	0	0	0	0	0	0	0	0	0	0	0	0	0	0
W.Mercilus	3	2	5	0	0	1	0	0	0	0	0	0	0	0	0	0	0	0	0	0
D.Reader	2	3	5	0	0	0	0	0	0	0	0	0	0	0	0	0	0	0	0	0
C.Moore	3	1	4	0	0	0	0	0	0	0	0	0	0	0	0	0	0	0	0	0
Z.Cunningham	0	4	4	0	0	0	0	0	1	0	0	1	0	0	0	0	0	0	0	0
B.Dunn	3	0	3	0	0	1	0	0	0	0	0	0	0	0	0	0	0	0	0	0
M.Gilchrist	2	1	3	0	0	0	0	0	1	0	0	0	0	0	0	0	0	0	0	0
B.Cushing	1	2	3	0	0	0	0	0	0	0	0	0	0	0	0	0	0	0	0	0
J.Heath	1	1	2	0	0	0	0	0	0	0	0	0	0	0	0	0	0	0	0	0
C.Covington	1	1	2	0	0	0	0	0	0	0	0	0	0	0	0	0	0	0	0	0
J.Watt	1	0	1	0	0	0	1	0	0	0	0	0	0	0	0	0	0	0	0	0
J.Clowney	1	0	1	0	0	0	0	0	0	0	0	0	0	0	0	0	0	0	0	0
E.Pleasant	1	0	1	0	0	0	0	0	0	0	0	0	0	0	0	0	0	0	0	0
B.Scarlett	1	0	1	0	0	0	0	0	0	0	0	0	0	0	0	0	0	0	0	0
J.Joseph	0	1	1	0	0	0	0	0	2	0	0	0	0	0	0	0	0	0	0	0
B.Peters	0	1	1	0	0	0	0	0	0	0	0	0	1	0	0	0	0	0	0	0
D.Cole	0	0	0	0	0	0	1	0	0	0	0	0	0	0	0	0	0	0	0	0
X.Su'a-Filo	0	0	0	0	0	0	0	0	0	0	0	0	0	0	0	0	2	0	0	0
D.Watson	0	0	0	0	0	0	0	0	0	0	0	0	0	0	0	0	1	0	0	0
<b>Total</b>	<b>33</b>	<b>30</b>	<b>63</b>	<b>0</b>	<b>0</b>	<b>3</b>	<b>2</b>	<b>0</b>	<b>4</b>	<b>0</b>	<b>0</b>	<b>1</b>	<b>1</b>	<b>0</b>	<b>0</b>	<b>0</b>	<b>3</b>	<b>0</b>	<b>0</b>	<b>0</b>







## First Quarter

9/10/2017

## Play By Play

HST wins the coin toss and elects to defer. JAX elects to Receive, and HST elects to defend the north goal.

K.Fairbairn kicks 65 yards from HST 35 to end zone, Touchback.

## Jacksonville Jaguars at 15:00

- 1-10-JAX 25 (15:00) *PENALTY on JAX-M.Lewis, False Start, 5 yards, enforced at JAX 25 - No Play.*
- 1-15-JAX 20 (15:00) L.Fournette right guard to JAX 24 for 4 yards (A.Hal).
- 2-11-JAX 24 (14:26) L.Fournette left tackle to JAX 33 for 9 yards (K.Johnson).
- 3-2-JAX 33 (13:48) (Shotgun) B.Bortles pass short left to A.Robinson pushed ob at 50 for 17 yards (K.Johnson) [J.Watt]. JAX-A.Robinson was injured during the play. His return is Probable. P1
- 1-10-50 (13:19) B.Bortles pass deep left to A.Hurns ran ob at HST 30 for 20 yards. P2
- 1-10-HST 30 (12:51) B.Bortles pass short right to L.Fournette pushed ob at HST 24 for 6 yards (W.Mercilus).
- 2-4-HST 24 (12:21) B.Bortles pass incomplete short left to M.Lewis.
- 3-4-HST 24 (12:17) (Shotgun) B.Bortles pass incomplete short right to M.Lewis (Z.Cunningham).
- 4-4-HST 24 (12:12) **J.Myers 42 yard field goal is GOOD, Center-M.Overton, Holder-B.Nortman.**

<b>JAX 3 HST 0, 8 plays, 51 yards, 2:52 drive, 2:52 elapsed</b>
-----------------------------------------------------------------

J.Myers kicks 65 yards from JAX 35 to end zone, Touchback.

## Houston Texans at 12:08

- 1-10-HST 25 (12:08) L.Miller left tackle to HST 26 for 1 yard (P.Posluszny).
- 2-9-HST 26 (11:36) (No Huddle, Shotgun) T.Savage sacked at HST 19 for -7 yards (sack split by C.Campbell and A.Jones).
- 3-16-HST 19 (10:52) (Shotgun) T.Savage pass incomplete deep left to D.Hopkins (A.Bouye).
- 4-16-HST 19 (10:44) S.Lechler punts 43 yards to JAX 38, Center-J.Weeks, fair catch by M.Lee.

## Jacksonville Jaguars at 10:34

- 1-10-JAX 38 (10:34) L.Fournette right guard to JAX 41 for 3 yards (B.McKinney).
- 2-7-JAX 41 (10:02) L.Fournette up the middle to JAX 43 for 2 yards (J.Watt).
- 3-5-JAX 43 (9:26) (Shotgun) B.Bortles pass incomplete short right to C.Ivory.
- 4-5-JAX 43 (9:22) B.Nortman punts 57 yards to end zone, Center-M.Overton, Touchback.

## Houston Texans at 9:12

- 1-10-HST 20 (9:12) T.Ervin up the middle to HST 26 for 6 yards (B.Church; M.Jack).
- 2-4-HST 26 (8:41) (No Huddle, Shotgun) T.Savage pass short left to T.Ervin to HST 29 for 3 yards (B.Church).
- 3-1-HST 29 (8:00) (Shotgun) T.Savage pass short middle to L.Miller to HST 34 for 5 yards (M.Jack). P1
- 1-10-HST 34 (7:28) (No Huddle) L.Miller left tackle to HST 40 for 6 yards (Y.Ngakoue; T.Smith).
- 2-4-HST 40 (7:07) L.Miller left end pushed ob at HST 39 for -1 yards (M.Jack).
- 3-5-HST 39 (6:39) (No Huddle, Shotgun) T.Savage pass short middle to S.Anderson to 50 for 11 yards (B.Church). P2
- 1-10-50 (5:51) (No Huddle) L.Miller up the middle to HST 49 for -1 yards (M.Jack; P.Posluszny).
- 2-11-HST 49 (5:26) (No Huddle) T.Savage pass incomplete deep middle to D.Hopkins (J.Ramsey). JAX-B.Church was injured during the play. His return is Probable.
- 3-11-HST 49 (5:17) (Shotgun) T.Savage pass incomplete short right to D.Hopkins.
- 4-11-HST 49 (5:11) S.Lechler punts 35 yards to JAX 16, Center-J.Weeks, fair catch by M.Lee.

## Jacksonville Jaguars at 5:03

- 1-10-JAX 16 (5:03) B.Bortles pass short left to L.Fournette to JAX 28 for 12 yards (K.Jackson). P3
- 1-10-JAX 28 (4:32) L.Fournette right guard to JAX 39 for 11 yards (M.Gilchrist; A.Hal). R4
- 1-10-JAX 39 (4:02) L.Fournette right guard to JAX 45 for 6 yards (W.Mercilus, B.Cushing).
- 2-4-JAX 45 (3:24) B.Bortles pass short left to J.O'Shaughnessy to HST 37 for 18 yards (M.Gilchrist, B.McKinney). P5
- 1-10-HST 37 (2:42) C.Ivory right tackle pushed ob at HST 20 for 17 yards (M.Gilchrist). R6
- 1-10-HST 20 (2:10) (Shotgun) L.Fournette right tackle to HST 16 for 4 yards (J.Heath).
- PENALTY on JAX-A.Cann, Offensive Holding, 10 yards, enforced at HST 20 - No Play.*
- 1-20-HST 30 (1:42) (Shotgun) C.Ivory right tackle to HST 18 for 12 yards (J.Joseph; A.Hal).
- 2-8-HST 18 (1:05) (Shotgun) B.Bortles pass incomplete short right to C.Ivory.
- PENALTY on HST-B.Cushing, Defensive Pass Interference, 9 yards, enforced at HST 18 - No Play.* X7
- 1-9-HST 9 (:57) (Shotgun) L.Fournette right tackle to HST 10 for -1 yards (A.Hal).
- 2-10-HST 10 (:25) L.Fournette up the middle to HST 7 for 3 yards (K.Jackson; W.Mercilus).

Jacksonville Jaguars vs Houston Texans at NRG Stadium

END OF QUARTER

	Score	Time Poss	First Downs				Efficiencies	
			R	P	X	T	3 Down	4 Down
Jacksonville Jaguars	3	9:17	2	4	1	7	1/3	0/0
Houston Texans	0	5:43	0	2	0	2	2/4	0/0

## Second Quarter

9/10/2017

## Play By Play

Jacksonville Jaguars continued.

3-7-HST 7 (15:00) (Shotgun) B.Bortles pass incomplete short right to K.Cole (M.Gilchrist).

4-7-HST 7 (14:52) **J.Myers 25 yard field goal is GOOD, Center-M.Overton, Holder-B.Nortman.**

JAX 6 HST 0, 10 plays, 77 yards, 1 penalty, 5:14 drive, 0:11 elapsed

J.Myers kicks 65 yards from JAX 35 to end zone, Touchback.

## Houston Texans at 14:49

1-10-HST 25 (14:49) (Shotgun) T.Savage pass incomplete short left to D.Hopkins (A.Bouye).

*PENALTY on JAX-T.Gipson, Defensive Holding, 5 yards, enforced at HST 25 - No Play.*

X3

1-10-HST 30 (14:42) (Shotgun) T.Ervin left guard to HST 28 for -2 yards (D.Fowler).

2-12-HST 28 (14:06) (No Huddle, Shotgun) T.Savage pass incomplete short left to B.Ellington (T.Smith).

3-12-HST 28 (14:01) (Shotgun) T.Savage sacked at HST 28 for 0 yards (C.Campbell).

4-12-HST 28 (13:27) S.Lechler punts 54 yards to JAX 18, Center-J.Weeks. M.Lee to JAX 25 for 7 yards (Z.Cunningham, B.Peters).

## Jacksonville Jaguars at 13:16

1-10-JAX 25 (13:16) L.Fournette right tackle to JAX 27 for 2 yards (A.Hal; B.McKinney).

*PENALTY on HST-J.Clowney, Defensive Offside, 5 yards, enforced at JAX 25 - No Play.*

1-5-JAX 30 (12:58) L.Fournette left guard to JAX 29 for -1 yards (W.Mercilus).

2-6-JAX 29 (12:22) (Shotgun) L.Fournette up the middle to JAX 33 for 4 yards (J.Clowney, D.Reader).

3-2-JAX 33 (11:42) (Shotgun) B.Bortles pass incomplete deep left to M.Lee.

4-2-JAX 33 (11:35) B.Nortman punts 35 yards to HST 32, Center-M.Overton, fair catch by T.Ervin.

## Houston Texans at 11:24

1-10-HST 33 (11:24) D.Foreman right tackle to HST 37 for 4 yards (E.Ankou).

2-6-HST 37 (11:02) T.Savage pass incomplete short right to R.Griffin (T.Gipson).

Timeout #1 by HST at 10:55.

3-6-HST 37 (10:55) (Shotgun) T.Savage sacked at HST 30 for -7 yards (C.Campbell).

4-13-HST 30 (10:22) S.Lechler punts 51 yards to JAX 19, Center-J.Weeks, fair catch by M.Lee.

## Jacksonville Jaguars at 10:12

1-10-JAX 19 (10:12) L.Fournette up the middle to JAX 23 for 4 yards (B.McKinney; B.Cushing).

2-6-JAX 23 (9:36) (Shotgun) L.Fournette up the middle to JAX 22 for -1 yards (B.Dunn).

3-7-JAX 22 (8:58) (Shotgun) B.Bortles pass incomplete deep left to M.Lee.

4-7-JAX 22 (8:51) B.Nortman punts 61 yards to HST 17, Center-M.Overton. T.Ervin to HST 38 for 21 yards (J.O'Shaughnessy).

## Houston Texans at 8:37

1-10-HST 38 (8:37) T.Savage pass short middle to C.Fiedorowicz to JAX 47 for 15 yards (T.Gipson).

P4

1-10-JAX 47 (8:10) (No Huddle) L.Miller right tackle to JAX 44 for 3 yards (M.Jack).

2-7-JAX 44 (7:38) (No Huddle, Shotgun) T.Savage sacked at 50 for -6 yards (Y.Ngakoue). FUMBLES (Y.Ngakoue), RECOVERED by JAX-A.Jones at JAX 47. A.Jones to JAX 47 for no gain (X.Su'a-Filo).

## Jacksonville Jaguars at 7:31

1-10-JAX 47 (7:31) B.Bortles pass short left to L.Fournette to HST 47 for 6 yards (D.Reader).

2-4-HST 47 (6:53) L.Fournette up the middle to HST 43 for 4 yards (K.Jackson; B.McKinney).

R8

1-10-HST 43 (6:05) B.Bortles pass short right to A.Benn to HST 31 for 12 yards (A.Hal; W.Mercilus).

P9

*PENALTY on HST-D.Reader, Roughing the Passer, 15 yards, enforced at HST 31.*

X10

1-10-HST 16 (5:41) C.Ivory right guard to HST 14 for 2 yards (J.Heath).

Timeout #1 by JAX at 04:57.

2-8-HST 14 (4:57) L.Fournette right guard to HST 10 for 4 yards (B.Cushing, J.Heath).

*PENALTY on HST-D.Reader, Defensive Holding, 5 yards, enforced at HST 10.*

X11

1-5-HST 5 (4:32) L.Fournette up the middle to HST 2 for 3 yards (B.McKinney; C.Moore).

Timeout #2 by JAX at 03:43.

2-2-HST 2 (3:43) L.Fournette right guard to HST 1 for 1 yard (B.McKinney; K.Johnson). (#69 reports as eligible.)

3-1-HST 1 (3:08) T.Bohanon right guard to HST 1 for no gain (D.Reader).

Jacksonville challenged the runner was down by contact ruling, and the play was Upheld. The ruling on the field stands. (Timeout #3.)

4-1-HST 1 (2:14) **L.Fournette up the middle for 1 yard, TOUCHDOWN.**

R12

J.Myers extra point is No Good, Wide Right, Center-M.Overton, Holder-B.Nortman.

JAX 12 HST 0, 9 plays, 53 yards, 2 penalties, 5:29 drive, 12:58 elapsed

**Jacksonville Jaguars vs Houston Texans at NRG Stadium**

J.Myers kicks 65 yards from JAX 35 to end zone, Touchback.

**Houston Texans at 2:02**

1-10-HST 25 (2:02) (Shotgun) T.Savage pass short left to D.Hopkins to HST 32 for 7 yards (A.Bouye).

Two-Minute Warning

2-3-HST 32 (1:57) (Shotgun) T.Savage pass short middle to C.Fiedorowicz to HST 47 for 15 yards (T.Gipson). P5

1-10-HST 47 (1:18) (No Huddle, Shotgun) T.Savage sacked at HST 38 for -9 yards (M.Jackson). FUMBLES (M.Jackson), RECOVERED by JAX-T.Smith at HST 46. T.Smith for 46 yards, TOUCHDOWN.

The Replay Official reviewed the fumble ruling, and the play was REVERSED.

(No Huddle, Shotgun) T.Savage pass incomplete short left to D.Hopkins (M.Jackson).

2-10-HST 47 (1:16) (Shotgun) T.Savage pass incomplete short left to D.Hopkins.

*PENALTY on JAX-A.Bouye, Defensive Pass Interference, 9 yards, enforced at HST 47 - No Play.* X6

1-10-JAX 44 (1:12) (Shotgun) T.Savage pass incomplete deep left to D.Hopkins [Y.Ngakoue].

*PENALTY on JAX-A.Bouye, Defensive Pass Interference, 13 yards, enforced at JAX 44 - No Play.* X7

1-10-JAX 31 (1:06) (Shotgun) T.Savage sacked at JAX 37 for -6 yards (C.Campbell).

2-16-JAX 37 (1:00) (Shotgun) T.Savage sacked at JAX 47 for -10 yards (Y.Ngakoue). FUMBLES (Y.Ngakoue), RECOVERED by JAX-D.Fowler at JAX 47. D.Fowler for 53 yards, TOUCHDOWN.

**Jacksonville Jaguars at 0:49**

J.Myers extra point is GOOD, Center-M.Overton, Holder-B.Nortman.

<b>JAX 19 HST 0, 0 plays, 53 yards, 0:00 drive , 14:11 elapsed</b>
--------------------------------------------------------------------

J.Myers kicks 65 yards from JAX 35 to end zone, Touchback.

**Houston Texans at 0:49**

1-10-HST 25 (:49) (Shotgun) L.Miller up the middle to HST 32 for 7 yards (B.Church).

2-3-HST 32 (:20) (No Huddle, Shotgun) T.Savage pass short right to C.Fiedorowicz to HST 38 for 6 yards (M.Jack). P8

**END OF QUARTER**

	Score	Time Poss	First Downs				Efficiencies	
			R	P	X	T	3 Down	4 Down
<b>Jacksonville Jaguars</b>	<b>19</b>	<b>9:07</b>	<b>2</b>	<b>1</b>	<b>2</b>	<b>5</b>	<b>0/4</b>	<b>1/1</b>
<b>Houston Texans</b>	<b>0</b>	<b>5:53</b>	<b>0</b>	<b>3</b>	<b>3</b>	<b>6</b>	<b>0/2</b>	<b>0/0</b>



## Third Quarter

9/10/2017

## Play By Play

HST elects to Receive, and JAX elects to defend the South goal.

J.Myers kicks 65 yards from JAX 35 to end zone, Touchback.

## Houston Texans at 15:00

<u>1-10-HST 25</u>	(15:00) (Shotgun) L.Miller right tackle to HST 32 for 7 yards (T.Gipson).	
2-3-HST 32	(14:33) (No Huddle, Shotgun) L.Miller right tackle to HST 32 for no gain (M.Jackson).	
3-3-HST 32	(14:00) (Shotgun) D.Watson pass short right to D.Hopkins to HST 40 for 8 yards (J.Ramsey; M.Jack).	P9
<u>1-10-HST 40</u>	(13:36) L.Miller right tackle to HST 42 for 2 yards (C.Campbell).	
2-8-HST 42	(13:05) (No Huddle) D.Watson pass short right to D.Hopkins pushed ob at 50 for 8 yards (J.Ramsey).	P10
<u>1-10-50</u>	(12:38) (Shotgun) L.Miller left tackle to JAX 43 for 7 yards (M.Jack).	
2-3-JAX 43	(12:17) D.Watson pass short right to C.Fiedorowicz to JAX 33 for 10 yards (B.Church; M.Jack).	P11
<u>1-10-JAX 33</u>	(11:38) (Shotgun) D.Watson scrambles left end pushed ob at JAX 24 for 9 yards (A.Bouye).	
2-1-JAX 24	(11:05) T.Ervin left guard to JAX 20 for 4 yards (D.Smoot).	R12
<u>1-10-JAX 20</u>	(10:28) (Shotgun) D.Watson pass incomplete short right to B.Ellington.	
2-10-JAX 20	(10:20) (Shotgun) D.Watson pass incomplete short left to D.Hopkins [C.Campbell]. <i>PENALTY on HST-D.Hopkins, Offensive Pass Interference, 10 yards, enforced at JAX 20 - No Play.</i>	
2-20-JAX 30	(10:16) (Shotgun) D.Watson pass incomplete short right to S.Anderson.	
3-20-JAX 30	(10:12) (Shotgun) D.Watson pass incomplete short left to D.Hopkins. <i>PENALTY on JAX-Y.Ngakoue, Roughing the Passer, 15 yards, enforced at JAX 30 - No Play.</i>	X13
<u>1-10-JAX 15</u>	(10:07) D.Watson pass incomplete short right to D.Hopkins (J.Ramsey).	
2-10-JAX 15	(9:58) D.Watson pass short right to D.Hopkins ran ob at JAX 8 for 7 yards (J.Ramsey).	
3-3-JAX 8	(9:22) (Shotgun) D.Watson pass short left intended for B.Ellington INTERCEPTED by M.Jack at JAX 4. M.Jack to JAX 36 for 32 yards (D.Watson). HST-B.Ellington was injured during the play. He is Out. <i>PENALTY on JAX-D.Fowler, Illegal Use of Hands, 4 yards, enforced at JAX 8 - No Play.</i>	X14
<u>1-4-JAX 4</u>	<b>(9:12) (Shotgun) D.Watson pass short middle to D.Hopkins for 4 yards, TOUCHDOWN.</b> K.Fairbairn extra point is GOOD, Center-J.Weeks, Holder-S.Lechler.	P15

**JAX 19 HST 7, 14 plays, 75 yards, 2 penalties, 5:51 drive, 5:51 elapsed**

K.Fairbairn kicks 65 yards from HST 35 to end zone, Touchback.

## Jacksonville Jaguars at 9:09

1-10-JAX 25	(9:09) C.Ivory right tackle to JAX 32 for 7 yards (A.Hal, K.Johnson).	
2-3-JAX 32	(8:35) B.Bortles pass incomplete short right to A.Hurns (J.Joseph).	
3-3-JAX 32	(8:31) (Shotgun) B.Bortles pass incomplete deep left to M.Lee. <i>PENALTY on HST-K.Johnson, Defensive Pass Interference, 20 yards, enforced at JAX 32 - No Play.</i>	X13
<u>1-10-HST 48</u>	(8:24) C.Ivory right tackle to HST 47 for 1 yard (C.Moore).	
2-9-HST 47	(7:45) C.Ivory up the middle to HST 46 for 1 yard (Z.Cunningham; B.McKinney).	
3-8-HST 46	(7:14) (Shotgun) B.Bortles pass short middle to A.Hurns to HST 33 for 13 yards (K.Jackson).	P14
<u>1-10-HST 33</u>	(6:40) L.Fournette left guard to HST 26 for 7 yards (C.Moore).	
2-3-HST 26	(6:02) (Shotgun) B.Bortles left end to HST 11 for 15 yards (C.Moore).	R15
<u>1-10-HST 11</u>	(5:22) (Shotgun) B.Bortles pass short middle to A.Hurns to HST 2 for 9 yards (K.Johnson).	
2-1-HST 2	(4:40) L.Fournette right end pushed ob at HST 1 for 1 yard (E.Pleasant). (ELG- Player #63 reports.)	R16
<u>1-1-HST 1</u>	<b>(4:18) B.Bortles pass short right to T.Bohanon for 1 yard, TOUCHDOWN.</b> J.Myers extra point is GOOD, Center-M.Overton, Holder-B.Nortman.	P17

**JAX 26 HST 7, 10 plays, 75 yards, 1 penalty, 4:55 drive, 10:46 elapsed**

J.Myers kicks 65 yards from JAX 35 to end zone, Touchback.

## Houston Texans at 4:14

1-10-HST 25	(4:14) (Shotgun) L.Miller up the middle to HST 29 for 4 yards (A.Jones; B.Church).	
2-6-HST 29	(3:41) (No Huddle, Shotgun) D.Watson pass incomplete short left to D.Hopkins.	
3-6-HST 29	(3:36) (Shotgun) D.Watson scrambles up the middle to HST 36 for 7 yards (A.Bouye).	R16
<u>1-10-HST 36</u>	(3:13) (Shotgun) L.Miller left tackle to HST 38 for 2 yards (D.Fowler).	
2-8-HST 38	(2:49) (No Huddle, Shotgun) D.Watson pass incomplete short middle to S.Anderson.	
3-8-HST 38	(2:41) (Shotgun) D.Watson pass incomplete short left to D.Hopkins. <i>PENALTY on JAX-A.Bouye, Defensive Pass Interference, 8 yards, enforced at HST 38 - No Play.</i>	X17

**Jacksonville Jaguars vs Houston Texans at NRG Stadium**

- 1-10-HST 46 (2:37) (Shotgun) L.Miller right tackle to JAX 46 for 8 yards (M.Jack, T.Gipson).
- 2-2-JAX 46 (2:02) (No Huddle, Shotgun) D.Watson pass incomplete deep right to D.Hopkins (J.Ramsey).
- 3-2-JAX 46 (1:54) L.Miller right tackle to JAX 41 for 5 yards (M.Jackson).
- 1-10-JAX 41 (1:15) (No Huddle, Shotgun) D.Watson pass short left to T.Ervin pushed ob at JAX 38 for 3 yards (A.Colvin).
- 2-7-JAX 38 (:46) (No Huddle) L.Miller up the middle to JAX 35 for 3 yards (Y.Ngakoue).
- 3-4-JAX 35 (:13) (No Huddle, Shotgun) D.Watson sacked at JAX 41 for -6 yards (D.Fowler). FUMBLES (D.Fowler), RECOVERED by JAX-Y.Ngakoue at JAX 41. Y.Ngakoue to JAX 41 for no gain (X.Su'a-Filo).

R18

**Jacksonville Jaguars at 0:03**

- 1-10-JAX 41 (:03) L.Fournette up the middle to JAX 45 for 4 yards (B.McKinney).

**END OF QUARTER**

	Score	Time Poss	First Downs				Efficiencies	
			R	P	X	T	3 Down	4 Down
<b>Jacksonville Jaguars</b>	<b>26</b>	<b>4:58</b>	<b>2</b>	<b>2</b>	<b>1</b>	<b>5</b>	<b>1/1</b>	<b>0/0</b>
<b>Houston Texans</b>	<b>7</b>	<b>10:02</b>	<b>3</b>	<b>4</b>	<b>3</b>	<b>10</b>	<b>3/4</b>	<b>0/0</b>

## Fourth Quarter

9/10/2017

## Play By Play

Jacksonville Jaguars continued.

2-6-JAX 45	(15:00) L.Fournette right tackle to HST 38 for 17 yards (B.McKinney).	R18
<u>1-10-HST 38</u>	(14:14) C.Ivory up the middle to HST 37 for 1 yard (Z.Cunningham; D.Reader).	
2-9-HST 37	(13:31) C.Ivory right guard to HST 37 for no gain (C.Covington; D.Reader).	
3-9-HST 37	(12:54) (Shotgun) B.Bortles pass short left to C.Ivory to HST 26 for 11 yards (K.Jackson).	P19
<u>1-10-HST 26</u>	(12:10) (Shotgun) L.Fournette right end pushed ob at HST 21 for 5 yards (K.Jackson).	
2-5-HST 21	(11:40) (Shotgun) B.Bortles pass incomplete deep left to M.Lee [D.Cole].	
3-5-HST 21	(11:32) (Shotgun) B.Bortles pass incomplete short right to K.Cole (J.Joseph).	
4-5-HST 21	(11:27) J.Myers 39 yard field goal is No Good, Wide Left, Center-M.Overton, Holder-B.Nortman.	

## Houston Texans at 11:23

1-10-HST 29	(11:23) D.Watson pass short left to D.Hopkins to HST 38 for 9 yards (A.Bouye).	
2-1-HST 38	(11:03) L.Miller left tackle to HST 42 for 4 yards (M.Jack, S.Day).	R19
<u>1-10-HST 42</u>	(10:24) (No Huddle, Shotgun) D.Watson pass incomplete deep left to D.Hopkins.	
2-10-HST 42	(10:19) (No Huddle, Shotgun) D.Watson pass incomplete short left to D.Hopkins.	
3-10-HST 42	(10:15) (No Huddle, Shotgun) D.Watson pass incomplete deep right to B.Miller.	
4-10-HST 42	(10:09) S.Lechler punts 33 yards to JAX 25, Center-J.Weeks, out of bounds.	

## Jacksonville Jaguars at 9:59

1-10-JAX 25	(9:59) L.Fournette right guard to JAX 26 for 1 yard (B.Dunn, Z.Cunningham).
2-9-JAX 26	(9:16) (Shotgun) L.Fournette left guard to JAX 29 for 3 yards (B.Dunn).
3-6-JAX 29	(8:35) (Shotgun) B.Bortles pass incomplete short right to M.Lee.
4-6-JAX 29	(8:30) B.Nortman punts 34 yards to HST 37, Center-M.Overton, out of bounds.

## Houston Texans at 8:21

1-10-HST 37	(8:21) (Shotgun) D.Watson pass short left to T.Ervin to HST 43 for 6 yards (M.Jack).	
2-4-HST 43	(8:21) (No Huddle, Shotgun) PENALTY on JAX-M.Jackson, Neutral Zone Infraction, 5 yards, enforced at HST 43 - No Play.	X20
<u>1-10-HST 48</u>	(7:28) D.Watson pass short left to D.Hopkins to JAX 40 for 12 yards (A.Bouye; M.Jack) [A.Jones].	P21
<u>1-10-JAX 40</u>	(6:47) (No Huddle, Shotgun) D.Watson sacked at JAX 47 for -7 yards (M.Jackson).	
2-17-JAX 47	(6:19) (Shotgun) D.Watson pass short left to L.Miller to HST 49 for -4 yards (A.Jones) [Y.Ngakoue]. PENALTY on JAX-Y.Ngakoue, Roughing the Passer, 15 yards, enforced at JAX 47 - No Play.	X22
<u>1-10-JAX 32</u>	(5:52) (No Huddle, Shotgun) D.Watson scrambles right end to JAX 31 for 1 yard (M.Jack). PENALTY on HST-B.Giacomini, Offensive Holding, 10 yards, enforced at JAX 32 - No Play.	
1-20-JAX 42	(5:24) (Shotgun) D.Watson pass short left to T.Ervin to JAX 36 for 6 yards (A.Bouye).	
2-14-JAX 36	(4:37) (No Huddle, Shotgun) D.Watson pass short middle to L.Miller to JAX 10 for 26 yards (T.Gipson).	P23
<u>1-10-JAX 10</u>	(4:00) (No Huddle, Shotgun) D.Watson scrambles left end ran ob at JAX 7 for 3 yards. PENALTY on HST-X.Su'a-Filo, Offensive Holding, 10 yards, enforced at JAX 10 - No Play.	
1-20-JAX 20	(3:52) (Shotgun) D.Watson pass incomplete deep right to T.Ervin.	
2-20-JAX 20	(3:45) (Shotgun) D.Watson pass short middle intended for S.Anderson INTERCEPTED by T.Gipson at JAX 6. T.Gipson to HST 27 for 67 yards (D.Watson).	

## Jacksonville Jaguars at 3:31

1-10-HST 27	(3:31) L.Fournette left guard to HST 25 for 2 yards (B.Scarlett). Timeout #1 by HST at 03:25.
2-8-HST 25	(3:25) C.Ivory up the middle to HST 24 for 1 yard (C.Covington). Timeout #2 by HST at 03:21.
3-7-HST 24	(3:21) L.Fournette right guard to HST 20 for 4 yards (Z.Cunningham; B.Peters). Timeout #3 by HST at 03:15.
4-3-HST 20	<b>(3:15) J.Myers 38 yard field goal is GOOD, Center-M.Overton, Holder-B.Nortman.</b>

<b>JAX 29 HST 7, 4 plays, 7 yards, 0:20 drive, 11:49 elapsed</b>
------------------------------------------------------------------

J.Myers kicks 68 yards from JAX 35 to HST -3. T.Ervin to HST 25 for 28 yards (D.Payne).

PENALTY on HST-E.Pleasant, Offensive Holding, 10 yards, enforced at HST 21.

## Houston Texans at 3:11, (1st play from scrimmage 3:04)

1-10-HST 11	(3:04) (Shotgun) L.Miller left guard to HST 19 for 8 yards (M.Jack; L.McCray).
2-2-HST 19	(2:38) (No Huddle, Shotgun) D.Watson sacked at HST 13 for -6 yards (L.McCray).

**Jacksonville Jaguars vs Houston Texans at NRG Stadium**

Two-Minute Warning

3-8-HST 13 (2:00) (Shotgun) D.Watson pass short right to S.Anderson to HST 16 for 3 yards (T.Smith, T.Gipson).

Timeout #4 by HST at 01:24.

4-5-HST 16 (1:15) D.Watson sacked at HST 14 for -2 yards (sack split by C.Campbell and L.McCray).

**Jacksonville Jaguars at 1:08**

1-10-HST 14 (1:08) B.Bortles kneels to HST 15 for -1 yards.

2-11-HST 15 (:32) B.Bortles kneels to HST 16 for -1 yards.

**END OF QUARTER**

	Score	Time Poss	First Downs				Efficiencies	
			R	P	X	T	3 Down	4 Down
Jacksonville Jaguars	29	6:43	1	1	0	2	1/4	0/0
Houston Texans	7	8:17	1	2	2	5	0/2	0/1



# Miscellaneous Statistics Report

Jacksonville Jaguars vs Houston Texans  
9/10/2017 at NRG Stadium

## Ten Longest Plays for Jacksonville Jaguars

Yards	Qtr	Play Start	Play Description
27	2	1-10-HST 43	(6:05) B.Bortles pass short right to A.Benn to HST 31 for 12 yards (A.Hal; W.Mercilus). PENALTY on HST-D.Reader, Roughing the Passer, 15 yards, enforced at HST 31.
20	1	1-10-50	(13:19) B.Bortles pass deep left to A.Hurns ran ob at HST 30 for 20 yards.
18	1	2-4-JAX 45	(3:24) B.Bortles pass short left to J.O'Shaughnessy to HST 37 for 18 yards (M.Gilchrist, B.McKinney).
17	1	3-2-JAX 33	(13:48) (Shotgun) B.Bortles pass short left to A.Robinson pushed ob at 50 for 17 yards (K.Johnson) [J.Watt]. JAX-A.Robinson was injured during the play. His return is Probable.
17	1	1-10-HST 37	(2:42) C.Ivory right tackle pushed ob at HST 20 for 17 yards (M.Gilchrist).
17	4	2-6-JAX 45	(15:00) L.Fournette right tackle to HST 38 for 17 yards (B.McKinney).
15	3	2-3-HST 26	(6:02) (Shotgun) B.Bortles left end to HST 11 for 15 yards (C.Moore).
13	3	3-8-HST 46	(7:14) (Shotgun) B.Bortles pass short middle to A.Hurns to HST 33 for 13 yards (K.Jackson).
12	1	1-10-JAX 16	(5:03) B.Bortles pass short left to L.Fournette to JAX 28 for 12 yards (K.Jackson).
12	1	1-20-HST 30	(1:42) (Shotgun) C.Ivory right tackle to HST 18 for 12 yards (J.Joseph; A.Hal).

## Ten Longest Plays for Houston Texans

Yards	Qtr	Play Start	Play Description
26	4	2-14-JAX 36	(4:37) (No Huddle, Shotgun) D.Watson pass short middle to L.Miller to JAX 10 for 26 yards (T.Gipson).
15	2	1-10-HST 38	(8:37) T.Savage pass short middle to C.Fiedorowicz to JAX 47 for 15 yards (T.Gipson).
15	2	2-3-HST 32	(1:57) (Shotgun) T.Savage pass short middle to C.Fiedorowicz to HST 47 for 15 yards (T.Gipson).
12	4	1-10-HST 48	(7:28) D.Watson pass short left to D.Hopkins to JAX 40 for 12 yards (A.Bouye; M.Jack) [A.Jones].
11	1	3-5-HST 39	(6:39) (No Huddle, Shotgun) T.Savage pass short middle to S.Anderson to 50 for 11 yards (B.Church).
10	3	2-3-JAX 43	(12:17) D.Watson pass short right to C.Fiedorowicz to JAX 33 for 10 yards (B.Church; M.Jack).
9	3	1-10-JAX 33	(11:38) (Shotgun) D.Watson scrambles left end pushed ob at JAX 24 for 9 yards (A.Bouye).
9	4	1-10-HST 29	(11:23) D.Watson pass short left to D.Hopkins to HST 38 for 9 yards (A.Bouye).
8	3	3-3-HST 32	(14:00) (Shotgun) D.Watson pass short right to D.Hopkins to HST 40 for 8 yards (J.Ramsey; M.Jack).
8	3	2-8-HST 42	(13:05) (No Huddle) D.Watson pass short right to D.Hopkins pushed ob at 50 for 8 yards (J.Ramsey).

## Touchdown Scoring Information

		Offense	Defense	Special Teams
<b>VISITOR</b>	Jacksonville Jaguars	2	1	0
<b>HOME</b>	Houston Texans	1	0	0

## Player Scoring Information

Club	Player	TD	Rush TD	Rec TD	KO TD	Punt TD	Int TD	Fum TD	Misc TD	FG	XP	2Pt Rush	2Pt Rec	Sfty	Points
JAX	J.Myers	0	0	0	0	0	0	0	0	3	2	0	0	0	11
JAX	L.Fournette	0	1	0	0	0	0	0	0	0	0	0	0	0	6
JAX	T.Bohanon	0	0	1	0	0	0	0	0	0	0	0	0	0	6
HST	D.Hopkins	0	0	1	0	0	0	0	0	0	0	0	0	0	6
HST	K.Fairbairn	0	0	0	0	0	0	0	0	0	1	0	0	0	1

## Possession Detail

	First Half		Second Half		Game	
	Visitor	Home	Visitor	Home	Visitor	Home
Largest Lead	19	0	22	0	22	0
Drives Leading	5	0	5	0	10	0
Time of Possession Leading	15:32	0:00	11:41	0:00	27:13	0:00
Largest Deficit	0	-19	0	-22	0	-22
Drives Trailing	0	7	0	5	0	12
Time of Possession Trailing	0:00	11:36	0:00	18:19	0:00	29:55
Times Score Tied Up		0		0		0
Lead Changes		1		0		1

# Playtime Percentage

*Percent of playtime per player on offense, defense and special teams*

## Jacksonville Jaguars

## Houston Texans

		Offense	Defense	Special Teams				Offense	Defense	Special Teams	
M Lewis	TE	64	100%	7	27%	B Giacomini	T	79	100%	1	4%
A Cann	G	64	100%	7	27%	D Hopkins	WR	79	100%		
B Linder	G	64	100%	7	27%	N Martin	C	79	100%		
P Onameh	G	64	100%	7	27%	K Lamm	T	72	91%	1	4%
J Parnell	T	64	100%	7	27%	L Miller	RB	64	81%		
B Bortles	QB	64	100%			B Miller	WR	63	80%		
C Robinson	T	64	100%			X Su'a-Filo	G	59	75%	1	4%
M Lee	WR	53	83%	7	27%	S Anderson	TE	57	72%	11	42%
A Hurns	WR	51	80%			J Allen	G	51	65%	1	4%
L Fournette	RB	39	61%			T Ervin	RB	50	63%	11	42%
B Koyack	TE	27	42%			G Mancz	C	48	61%	1	4%
T Bohanon	FB	26	41%	17	65%	D Watson	QB	48	61%		
C Ivory	RB	25	39%			B Ellington	WR	45	57%		
K Cole	WR	19	30%	10	38%	T Savage	QB	31	39%		
A Benn	WR	7	11%	17	65%	C Fiedorowicz	TE	24	30%		
T Shatley	G	5	8%	7	27%	R Griffin	TE	10	13%		
A Robinson	WR	3	5%			C Clark	T	7	9%	1	4%
J O'Shaughnessy	TE	1	2%	10	38%	D Foreman	RB	2	3%	1	4%
J Ramsey	CB		79 100%	2	8%	A Jones	WR	1	1%		
M Jack	LB		79 100%	2	8%	B McKinney	LB		59 92%	6	23%
A Bouye	CB		79 100%	2	8%	W Mercilus	LB		55 86%	6	23%
T Smith	LB		79 100%	2	8%	K Johnson	CB		53 83%	9	35%
T Gipson	FS		78 99%	2	8%	J Clowney	LB		53 83%	6	23%
B Church	SS		76 96%	2	8%	A Hal	FS		52 81%	6	23%
A Colvin	CB		71 90%	2	8%	J Watt	DE		50 78%	4	15%
C Campbell	DT		63 80%	9	35%	D Reader	NT		46 72%	5	19%
Y Ngakoue	DE		59 75%	2	8%	K Jackson	CB		45 70%	5	19%
M Jackson	DT		58 73%			C Moore	FS		44 69%	11	42%
A Jones	DT		41 52%	4	15%	J Joseph	CB		42 66%	5	19%
D Fowler	DE		35 44%			J Heath	DE		38 59%	7	27%
S Day	DT		21 27%	2	8%	B Cushing	LB		32 50%	3	12%
E Ankou	DT		17 22%			Z Cunningham	LB		28 44%	19	73%
D Smoot	DE		16 20%	9	35%	B Dunn	DE		25 39%	6	23%
P Posluszny	LB		8 10%	6	23%	M Gilchrist	FS		22 34%	4	15%
L McCray	LB		6 8%	17	65%	C Covington	DE		20 31%	6	23%
J Wilson	SS		4 5%	17	65%	E Pleasant	SS		14 22%	13	50%
C Grant	RB			17	65%	D Cole	LB		9 14%	20	77%
P Thompson	FS			17	65%	B Peters	LB		5 8%	19	73%
J Myers	K			14	54%	K Drummond	SS		5 8%	18	69%
L Pitts	CB			13	50%	B Scarlett	LB		5 8%	16	62%
D Payne	LB			13	50%	M Burley	CB		2 3%	11	42%
B Nortman	P			11	42%	J Prosch	FB			19	73%
M Overton	LS			11	42%	J Todman	RB			18	69%
J Wells	T			7	27%	S Lechler	P			6	23%



**TEAM GAME-BY-GAME STATISTICS**  
**REGULAR SEASON WEEK 2 VS. TENNESSEE**



**JACKSONVILLE JAGUARS 2017 OFFENSE GAME-BY-GAME**

Wk.	Date	Opp	FIRST DOWNS			TOT. OFFENSE			RUSHING			PASSING			PUNTS			PEN.			FUM.			Tot. Tot.											
			Tot	Run	Pass	Pen	Yards	Plays	Avg.	Yards	Att.	Avg.	Net	Sacks	Gross	Att./	Cmp./	Int.	Avg.	Yards	Lost	TD	Rn	Ps	Rt	Sfty	PAT	2PT	FGs	T.O.P.					
1	9/10	at HOU	W	19	7	8	4	280	60	4.7	39	4	125	0-0	125	21	11	0	36.5	10-89	0-0	29	3	1	1	1	0	2-3	0-0	3-4	30:05				
2	9/17	vs. TEN																																	
3	9/24	vs. BAL																																	
4	10/1	at NYJ																																	
5	10/8	at PIT																																	
6	10/15	vs. LAR																																	
7	10/22	at IND																																	
9	11/5	vs. CIN																																	
10	11/12	vs. CIN																																	
11	11/19	at CLE																																	
12	11/26	at ARI																																	
13	12/3	vs. IND																																	
14	12/10	vs. SEA																																	
15	12/18	vs HOU																																	
16	12/24	at S.F.																																	
17	12/31	at TEN																																	
<b>TOTALS:</b>			1-0	19	7	8	4	280	60	4.67	155	39	3.97	125	0-0	125	21	11	0	36.5	10-89	0-0	29	3	1	1	1	0	2-3	0-0	3-4	30:05			

**JACKSONVILLE JAGUARS 2017 DEFENSE GAME-BY-GAME**

Wk.	Date	Opp	FIRST DOWNS			TOT. OFFENSE			RUSHING			PASSING			PUNTS			PEN.			FUM.			Tot. Tot.											
			Tot	Run	Pass	Pen	Yards	Plays	Avg.	Yards	Att.	Avg.	Net	Sacks	Gross	Att./	Cmp./	Int.	Avg.	Yards	Lost	TD	Rn	Ps	Rt	Sfty	PAT	2PT	FGs	T.O.P.					
1	9/10	at HOU	W	23	4	11	8	203	69	2.9	93	23	4	110	10-54	164	36	19	1	41.8	9-94	3-3	7	1	0	1	0	1-1	0-0	0-0	29:55				
2	9/17	vs. TEN																																	
3	9/24	vs. BAL																																	
4	10/1	at NYJ																																	
5	10/8	at PIT																																	
6	10/15	vs. LAR																																	
7	10/22	at IND																																	
9	11/5	vs. CIN																																	
10	11/12	vs. CIN																																	
11	11/19	at CLE																																	
12	11/26	at ARI																																	
13	12/3	vs. IND																																	
14	12/10	vs. SEA																																	
15	12/18	vs HOU																																	
16	12/24	at S.F.																																	
17	12/31	at TEN																																	
<b>TOTALS:</b>			1-0	23	4	11	8	203	69	2.9	93	23	4	110	10-54	164	36	19	1	41.8	9-94	3-3	7	1	0	1	0	1-1	0-0	0-0	29:55				



JACKSONVILLE JAGUARS 2016 OFFENSE GAME-BY-GAME

Wk.	Date	Opp	FIRST DOWNS			TOT. OFFENSE			RUSHING			PASSING			PUNTS			FUM.			Tot. Tot.												
			Tot	Run	Pass	Pen	Down	3 <sup>RD</sup>	Yards	Plays	Avg.	Yards	Att.	Avg.	Net	Sacks	Gross	Att./	Cmp./	Int.	Avg.	Yards	Pen.	Lost	Pts.	TD	Rn	Ps	Rt	Sfty	PAT	2PT	FGs
1	9/11	vs. G.B.	[L]	20	4	14	2	4/15	348	68	5.1	48	26	1.8	300	3-24	320	39	24	1	62.5	9-79	1-0	23	2	1	1	0	0	2/2	0/0	3/3	31:23
2	9/18	at S.D	[L]	20	6	13	1	2/11	388	63	6.2	69	11	6.3	319	2-10	329	50	31	2	44.8	14-93	1-1	14	2	0	2	0	0	2/2	0/0	0/1	25:08
3	9/25	vs. BAL	[L]	14	1	12	1	6/16	216	63	3.4	48	21	2.3	168	4-26	194	38	24	3	41.5	7-75	0-0	17	2	0	2	0	0	2/2	0/0	1/2	28:54
4	10/2	vs. IND	[W]	23	7	11	5	3/11	331	65	5.1	136	29	4.7	195	3-12	207	33	19	0	53.8	11-145	1-0	30	3	1	2	0	0	3/3	0/0	3/3	27:21
6	10/16	at CHI	[W]	20	3	12	5	2/10	317	55	5.8	54	20	2.7	263	2-8	271	33	20	1	55	5-50	2-1	17	2	1	1	0	0	2/2	0/0	1/1	24:13
7	10/23	vs. OAK	[L]	19	4	11	4	4/13	344	60	5.7	105	16	6.6	239	1-7	246	43	23	2	47.8	13-122	2-1	16	1	0	1	0	0	1/1	0/0	3/3	26:33
8	10/27	at TEN	[L]	27	3	22	2	6/13	370	67	5.5	48	11	4.4	322	2-15	337	54	33	0	45.8	7-75	2-1	22	3	0	3	0	0	3/3	1/1	0/0	25:35
9	11/6	at K.C.	[L]	25	6	17	2	5/13	449	75	6	205	32	6.4	244	2-8	252	44	22	1	41.8	5-46	3-3	14	2	0	2	0	0	2/2	0/0	0/1	29:39
10	11/13	vs. HOU	[L]	23	3	18	2	10/17	327	73	4.5	80	22	3.6	247	2-8	265	49	32	1	38.3	4-48	2-1	21	2	0	2	0	0	2/2	1/1	2/2	32:10
11	11/20	at DET	[L]	16	1	13	2	4/14	285	62	4.6	83	27	3.1	202	0-0	202	35	22	2	40.8	4-25	2-1	19	2	0	2	0	0	1/2	0/0	2/2	32:55
12	11/27	at BUF	[L]	20	11	8	1	8/15	301	65	4.6	183	37	4.9	118	2-8	126	26	13	0	45.5	6-60	2-0	21	3	1	2	0	0	3/3	0/0	0/0	33:55
13	12/4	vs. DEN	[L]	19	7	10	2	6/18	333	81	4.1	154	38	4.1	179	1-2	181	42	19	2	46.1	6-65	1-1	10	1	1	0	0	0	1/1	0/0	1/1	34:34
14	12/11	vs. MIN	[L]	18	3	11	4	7/16	315	65	4.8	85	24	3.5	230	4-27	257	37	23	0	40.8	14-114	0-0	16	1	0	1	0	0	1/1	0/0	3/5	29:04
15	12/18	at HOU	[L]	9	3	4	2	3/13	150	50	3	67	20	3.4	83	2-9	92	28	12	1	52.5	12-91	0-0	20	2	1	0	1	0	2/2	0/0	2/2	23:18
16	12/24	vs. TEN	[W]	25	6	16	3	4/12	415	69	6	84	28	3	331	2-14	345	39	27	0	47.7	4-45	2-1	38	4	1	2	1	0	2/4	0/0	4/4	32:31
17	1/1	at IND	[L]	23	7	15	1	4/14	470	71	6.6	182	30	6.1	288	2-13	301	39	25	0	47	8-54	2-2	20	2	1	1	0	0	2/2	0/0	2/4	29:36
<b>TOTALS:</b>			3-13	<b>321</b>	<b>75</b>	<b>207</b>	<b>39</b>	<b>78/221</b>	<b>5359</b>	<b>1052</b>	<b>5.1</b>	<b>1631</b>	<b>392</b>	<b>4.2</b>	<b>3728</b>	<b>34-197</b>	<b>3925</b>	<b>629</b>	<b>369</b>	<b>16</b>	<b>46.6</b>	<b>129-1178</b>	<b>23-13</b>	<b>318</b>	<b>34</b>	<b>8</b>	<b>24</b>	<b>2</b>	<b>0</b>	<b>29/32</b>	<b>2/2</b>	<b>27/34</b>	<b>29:09</b>

JACKSONVILLE JAGUARS 2016 DEFENSE GAME-BY-GAME

Wk.	Date	Opp	FIRST DOWNS			TOT. OFFENSE			RUSHING			PASSING			PUNTS			FUM.			Tot. Tot.												
			Tot	Run	Pass	Pen	Down	3 <sup>RD</sup>	Yards	Plays	Avg.	Yards	Att.	Avg.	Net	Sacks	Gross	Att./	Cmp./	Int.	Avg.	Yards	Pen.	Lost	Pts.	TD	Rn	Ps	Rt	Sfty	PAT	2PT	FGs
1	9/11	vs. G.B.	[L]	18	6	10	2	7/14	294	60	4.9	95	25	3.8	199	1-0	199	34	20	0	46	5-24	1-0	27	3	1	2	0	0	3/3	0/0	2/2	28:37
2	9/18	at S.D	[L]	25	10	10	5	7/13	357	63	5.7	150	35	4.3	207	3-13	220	25	17	0	43.3	3-23	1-1	38	5	1	4	0	0	5/5	0/0	1/1	34:52
3	9/25	vs. BAL	[L]	18	3	11	4	5/13	283	64	4.4	84	22	3.8	199	2-15	214	40	29	2	48.6	8-58	2-1	19	1	1	0	0	0	1/1	0/0	4/4	31:06
4	10/2	vs. IND	[W]	23	7	11	5	9/17	284	73	3.9	94	25	3.8	190	6-44	234	42	27	1	49.7	7-78	1-0	27	3	1	2	0	0	3/3	0/0	2/2	32:39
6	10/16	at CHI	[W]	22	5	16	1	7/17	389	77	5.1	92	27	3.4	297	1-5	302	49	30	0	43.5	10-87	1-0	16	1	1	0	0	0	1/1	0/0	3/3	35:47
7	10/23	vs. OAK	[L]	21	8	10	3	8/18	344	71	4.8	144	34	4.2	200	0-0	200	37	23	0	54.6	11-117	1-0	33	3	2	1	0	0	3/3	0/0	4/4	33:27
8	10/27	at TEN	[L]	25	11	12	2	9/15	494	66	7.5	214	43	5	280	0-0	280	23	19	0	38.8	7-54	1-0	36	4	2	2	0	0	3/4	0/0	3/3	34:25
9	11/6	at K.C.	[L]	10	4	6	0	1/14	231	57	4.1	62	22	2.8	169	2-18	187	33	20	0	50.4	8-75	0-0	19	1	0	1	0	0	1/1	0/0	4/4	30:21
10	11/13	vs. HOU	[L]	16	9	6	1	7/15	273	61	4.5	181	33	5.5	92	1-7	99	27	14	0	46	4-89	0-0	24	3	0	2	1	0	3/3	0/0	1/3	27:50
11	11/20	at DET	[L]	14	1	12	1	5/14	277	57	4.9	14	21	0.7	263	3-15	278	33	24	0	48.5	5-32	3-2	26	3	1	0	2	0	2/3	0/0	2/2	27:05
12	11/27	at BUF	[L]	15	6	7	2	5/12	304	52	5.3	153	29	5.3	151	5-15	166	18	12	0	44	6-31	0-0	28	4	3	1	0	0	2/3	1/1	0/0	26:25
13	12/4	vs. DEN	[L]	10	4	5	1	1/13	206	54	3.8	104	28	3.7	102	2-2	104	24	12	0	46	4-32	0-0	20	2	1	0	1	0	2/2	0/0	2/2	25:26
14	12/11	vs. MIN	[L]	22	5	13	4	3/11	377	63	6	85	29	2.9	292	0-0	292	34	24	0	42	7-93	2-1	25	2	1	1	0	0	1/2	0/0	4/4	30:56
15	12/18	at HOU	[L]	23	6	13	4	4/14	387	78	5	79	31	2.5	308	0-0	308	47	29	2	45.2	6-71	3-0	21	1	1	0	0	1/1	0/0	4/4	36:42	
16	12/24	vs. TEN	[W]	17	4	14	1	5/14	263	67	3.9	58	20	2.9	205	3-18	223	44	21	1	44.7	6-49	1-0	17	2	0	2	0	0	2/2	0/0	2/2	27:29
17	1/1	at IND	[L]	24	4	18	2	2/10	384	67	5.7	94	22	4.3	290	4-31	321	41	24	1	40.6	4-35	1-1	24	3	1	2	0	0	3/3	0/0	1/2	30:24
<b>TOTALS:</b>			3-13	<b>303</b>	<b>93</b>	<b>174</b>	<b>38</b>	<b>83/224</b>	<b>5147</b>	<b>1030</b>	<b>5</b>	<b>1703</b>	<b>446</b>	<b>3.8</b>	<b>3444</b>	<b>33-183</b>	<b>3627</b>	<b>551</b>	<b>345</b>	<b>7</b>	<b>46</b>	<b>97-913</b>	<b>18-6</b>	<b>400</b>	<b>41</b>	<b>17</b>	<b>20</b>	<b>4</b>	<b>1</b>	<b>36/40</b>	<b>1/1</b>	<b>38/41</b>	<b>30:51</b>

JACKSONVILLE JAGUARS 2015 OFFENSE GAME-BY-GAME

Wk.	Date	Opp	FIRST DOWNS			3 <sup>RD</sup>			TOT. OFFENSE			RUSHING			PASSING			PUNTS			FUM.			Tot. Tot.									
			Tot	Run	Pass	Pen	DOWN	Yards	Plays	Avg.	Yards	Att.	Avg.	Net	Sacks	Gross	Att./	Cmp./	Int.	Avg.	Yards	Pen.	Lost	Pts.	TD	Rn	Ps	Rt	Sfty	PAT	2PT	FGs	T.O.P.
1	9/13	vs. CAR	[L]	18	6	12	0	3/12	265	66	4.0	96	21	4.6	169	5	183	40	22	2	46.2	25	1	9	1	0	1	0	0	0/1	0/0	1/2	25:54
2	9/20	vs. MIA	[W]	19	4	11	4	5/14	396	66	6.0	123	33	3.7	273	0	273	33	18	0	45.3	93	0	23	2	0	2	0	2/2	0/0	3/3	30:08	
3	9/28	at N.E.	[L]	15	2	12	1	6/12	293	55	5.3	57	20	2.9	236	2	242	33	17	1	48.8	114	0	17	2	0	2	0	2/2	0/0	1/1	25:20	
4	10/4	at IND	[L]	21	5	15	1	7/18	431	79	5.5	142	28	5.1	289	1	298	50	28	0	38.4	92	0	13	1	0	1	0	1/1	0/0	2/4	36:10	
5	10/11	at T.B.	[L]	21	3	15	3	2/8	325	56	5.8	55	17	3.2	270	6	303	33	23	1	55.3	12	1	31	4	0	4	0	4/4	0/0	1/1	25:19	
6	10/18	vs. HOU	[L]	26	4	18	4	5/15	394	77	5.1	83	21	4.0	311	3	331	53	30	3	46.8	64	0	20	3	0	3	0	2/3	0/0	0/0	29:58	
7	10/25	vs. BUF	[W]	17	6	9	2	5/14	295	63	4.7	120	32	3.8	175	2	182	29	13	1	44.8	66	0	34	5	1	2	2	4/5	0/0	0/0	28:38	
9	11/8	at NYJ	[L]	19	3	16	0	7/16	436	65	6.7	98	19	5.2	338	6	381	40	24	2	40.6	30	2	23	2	0	2	0	2/2	0/0	3/3	29:16	
10	11/15	at BAL	[W]	22	6	10	6	4/16	258	70	3.7	90	22	4.1	168	3	188	45	22	1	52.0	30	0	22	2	0	2	0	1/1	0/1	3/4	30:32	
11	11/19	vs. TEN	[W]	18	3	13	2	4/13	308	58	5.3	90	23	3.9	218	4	242	31	21	1	48.0	88	1	19	1	0	1	0	1/1	0/0	4/4	28:25	
12	11/29	vs. S.D.	[L]	20	4	15	1	5/15	420	70	6.0	102	19	5.4	318	2	329	49	30	1	41.3	35	0	25	2	0	2	0	1/2	0/0	4/4	28:36	
13	12/6	at TEN	[L]	20	3	17	3	10/14	383	59	6.5	81	21	3.9	302	2	322	36	24	0	53.3	21	1	39	6	1	5	0	3/5	0/1	0/0	26:26	
14	12/13	vs. IND	[W]	24	9	12	3	2/9	380	62	6.1	154	29	5.3	226	3	250	30	16	0	45.6	40	2	51	7	2	3	1	6/7	0/0	1/1	29:12	
15	12/20	vs. ATL	[L]	21	6	14	1	0/8	357	60	6.0	72	20	3.6	285	2	297	38	23	1	42.3	62	0	17	2	1	1	0	2/2	0/0	1/1	25:27	
16	12/27	at N.O.	[L]	21	4	17	0	6/9	412	52	7.9	65	15	4.3	347	2	368	35	27	2	50.0	55	0	27	4	0	4	0	1/1	1/3	0/0	22:07	
17	1/3	at HOU	[L]	11	1	9	1	1/12	215	54	4.0	32	14	2.3	183	8	239	32	17	2	5-50.2	7-53	3-2	6	0	0	0	0/0	0/0	2/2	24:23		
<b>TOTALS:</b>				<b>313</b>	<b>69</b>	<b>215</b>	<b>29</b>	<b>72/205</b>	<b>5581</b>	<b>1012</b>	<b>5.5</b>	<b>1473</b>	<b>354</b>	<b>4.16</b>	<b>4108</b>	<b>51</b>	<b>4428</b>	<b>607</b>	<b>355</b>	<b>18</b>	<b>80-46.3</b>	<b>105-880</b>	<b>25-10</b>	<b>376</b>	<b>44</b>	<b>5</b>	<b>35</b>	<b>4</b>	<b>0</b>	<b>32/39</b>	<b>1/5</b>	<b>26/30</b>	<b>27:34</b>

JACKSONVILLE JAGUARS 2015 DEFENSE GAME-BY-GAME

Wk.	Date	Opp	FIRST DOWNS			3 <sup>RD</sup>			TOT. OFFENSE			RUSHING			PASSING			PUNTS			FUM.			Tot. Tot.									
			Tot	Run	Pass	Pen	DOWN	Yards	Plays	Avg.	Yards	Att.	Avg.	Net	Sacks	Gross	Att./	Cmp./	Int.	Avg.	Yards	Pen.	Lost	Pts.	TD	Rn	Ps	Rt	Sfty	PAT	2PT	FGs	T.O.P.
1	9/13	vs. CAR	[L]	17	6	10	1	8/17	263	68	3.9	105	35	3.0	158	2	175	31	18	1	44.8	22	0-0	20	2	0	1	1	0	2/2	0/0	2/4	34:06
2	9/20	vs. MIA	[W]	17	0	15	2	5/15	386	62	6.2	42	16	2.6	344	2	359	44	30	0	48.2	112	1-0	20	2	0	2	0	2/2	0/0	2/3	29:52	
3	9/28	at N.E.	[L]	35	12	19	4	11/14	471	76	6.2	125	32	3.9	346	2	358	42	33	0	0.0	30	0-0	51	6	4	2	0	6/6	0/0	3/3	34:40	
4	10/4	at IND	[L]	22	3	14	5	7/15	326	74	4.4	60	24	2.5	266	3	282	47	30	0	47.8	45	3-2	16	1	0	1	0	1/1	0/0	3/3	34:14	
5	10/11	at T.B.	[L]	20	8	11	1	5/11	369	61	6.0	183	40	4.6	186	2	209	19	13	0	33.7	72	0-0	38	4	2	1	1	0	3/3	1/1	3/3	34:41
6	10/18	vs. HOU	[L]	24	6	15	3	7/14	382	68	5.6	95	31	3.1	287	1	293	36	24	0	38.8	69	1-0	31	4	0	3	1	4/4	0/0	1/1	30:02	
7	10/25	vs. BUF	[W]	26	10	13	3	3/12	375	74	5.1	115	28	4.1	260	4	298	42	24	2	49.3	87	4-2	31	3	0	2	1	2/2	1/1	3/3	31:22	
9	11/8	at NYJ	[L]	14	2	12	0	5/15	290	64	4.5	29	28	1.0	261	2	272	34	21	0	39.0	41	1-0	28	4	2	2	0	4/4	0/0	0/0	30:44	
10	11/15	at BAL	[W]	22	7	15	0	8/14	397	67	5.9	89	21	4.2	308	1	316	45	34	2	40.4	121	2-2	20	3	0	3	0	2/2	0/1	0/1	29:28	
11	11/19	vs. TEN	[W]	22	4	13	5	5/13	316	65	4.9	104	26	4.0	212	4	231	35	22	0	45.2	59	1-1	13	1	1	0	0	1/1	0/0	2/3	31:35	
12	11/29	vs. S.D.	[L]	24	4	19	1	6/14	369	71	5.2	79	26	3.0	290	2	300	43	29	0	41.2	70	0-0	31	4	0	4	0	4/4	0/0	1/1	31:24	
13	12/6	at TEN	[L]	26	9	13	4	8/13	467	68	6.9	210	35	6.0	257	4	268	29	20	1	44.3	38	1-1	42	6	2	3	1	6/6	0/0	0/0	33:34	
14	12/13	vs. IND	[W]	17	7	9	1	4/16	322	69	4.7	95	23	4.1	227	3	260	43	20	1	47.9	85	1-1	16	1	0	0	1	1/1	0/0	3/3	30:48	
15	12/20	vs. ATL	[L]	22	6	13	3	7/14	328	69	4.8	83	33	2.5	245	1	246	35	22	1	39.8	43	0-0	23	2	1	1	0	0/0	0/0	3/3	34:33	
16	12/27	at N.O.	[L]	29	9	18	2	8/13	537	72	7.5	135	35	3.9	402	1	412	36	25	0	49.5	40	0-0	38	5	2	3	0	5/5	0/0	1/3	37:53	
17	1/3	at HOU	[L]	25	9	13	3	8/17	402	74	5.4	160	31	5.2	242	2	249	41	25	1	4-47.5	9-55	1-1	30	3	1	1	0	3/3	0/0	3/4	35:37	
<b>TOTALS:</b>				<b>362</b>	<b>102</b>	<b>222</b>	<b>38</b>	<b>105/227</b>	<b>6000</b>	<b>11-2</b>	<b>5.4</b>	<b>1709</b>	<b>464</b>	<b>3.7</b>	<b>4291</b>	<b>36</b>	<b>4528</b>	<b>602</b>	<b>390</b>	<b>9</b>	<b>72-43.9</b>	<b>114-989</b>	<b>16-9</b>	<b>448</b>	<b>51</b>	<b>15</b>	<b>29</b>	<b>7</b>	<b>0</b>	<b>48/48</b>	<b>2/3</b>	<b>30/38</b>	<b>32:26</b>

JACKSONVILLE JAGUARS 2014 OFFENSE GAME-BY-GAME

Wk.	Date	Opp	FIRST DOWNS			TOT. OFFENSE			RUSHING			PASSING			PUNTS			FUM.	Tot. Tot.														
			Tot	Run	Pass	Pen	DOWN	3 <sup>RD</sup>	Yards	Plays	Avg.	Yards	Att.	Avg.	Net	Sacks	Gross		Att./	Cmp./	Int.	Avg.	Yards	Pen.	Lost	Pts.	TD	Rn	Ps	Rt	Sfty	PAT	2PT
1	9/7	at PHI	[L]	18	2	14	2	2/14	306	71	4.3	64	25	2.6	242	3-24	266	43	0	8-46.5	7-55	1-1	17	2	0	2	0	2	0	2/2	0/0	1/3	29:14
2	9/14	at WAS	[L]	8	2	4	2	3/13	148	48	3.1	25	10	2.5	123	10-70	193	28	1	8-47.9	6-44	0-0	10	1	0	1	0	0	1/1	0/0	1/1	20:59	
3	9/21	vs. IND	[L]	18	6	10	2	4/10	344	55	6.3	105	20	5.3	239	4-17	256	18	2	5-46.4	2-15	1-1	17	2	0	2	0	0	2/2	0/0	1/1	22:57	
4	9/28	at S.D.	[L]	21	7	12	2	9/14	319	65	4.9	85	25	3.4	234	3-19	253	37	2	2-56.0	3-32	1-1	14	2	1	1	0	0	2/2	0/0	0/0	30:34	
5	10/5	vs. PIT	[L]	12	4	8	0	3/12	243	68	4.7	56	15	3.7	187	1-4	191	36	2	5-45.0	4-34	3-0	9	0	0	0	0	0/0	0/0	3/3	24:43		
6	10/12	at TEN	[L]	27	8	17	2	8/15	379	75	5.1	82	23	3.6	297	6-39	336	46	32	1	6-47.7	6-35	1-1	14	2	1	1	0	2/2	0.0	0/0	31:07	
7	10/19	vs. CLE	[W]	20	10	8	2	5/16	336	68	4.9	185	35	5.3	151	2-8	159	31	17	3	8-43.1	3-25	0-0	24	3	2	1	0	3/3	0/0	1/1	31:33	
8	10/26	vs. MIA	[L]	19	6	11	2	6/15	377	68	5.5	176	30	5.9	201	4-20	221	34	18	2	4-46.8	6-37	1-1	13	1	0	1	0	1/1	0/0	2/3	32:23	
9	11/2	at CIN	[L]	19	4	14	1	4/12	365	60	6.1	132	25	5.3	233	2-14	247	33	22	1	7-35.7	3-35	0-0	23	3	1	2	0	2/2	0/1	1/1	27:16	
10	11/9	vs. DAL	[L]	20	5	11	4	4/14	333	65	5.1	71	24	3	262	4-28	290	37	22	1	6-47.2	2-14	3-2	17	2	2	0	0	1	2/2	1/1	0/0	28:28
12	11/23	at IND	[L]	11	6	5	0	3/12	194	54	3.6	80	23	3.5	114	4-32	146	27	15	1	7-49.4	6-43	2-1	3	0	0	0	0	0/0	0/0	1/1	25:55	
13	11/30	vs. NYG	[W]	18	6	10	2	3/12	258	64	4	118	22	5.4	140	7-54	194	35	21	0	7-52.4	7-49	0-0	25	3	0	1	2	0	1/1	0/2	2/2	25:21
14	12/7	vs. HOU	[L]	17	4	10	3	5/15	262	66	4	74	22	3.4	188	4-17	188	40	20	1	4-48.3	6-40	0-0	13	1	0	1	0	1/1	0/0	2/2	27:31	
15	12/14	at BAL	[L]	13	4	9	0	5/18	248	69	3.6	82	23	3.6	166	8-63	229	38	22	1	6-44.5	5-60	0-0	12	0	0	0	0	0/0	0/0	4/5	31:42	
16	12/18	vs. TEN	[W]	17	7	7	3	5/13	288	56	5.1	177	25	7.1	111	4-13	124	27	14	0	7-45.9	3-25	1-0	21	3	2	1	0	3/3	0/0	0/0	25:08	
17	12/28	at HOU	[L]	13	5	4	4	0/11	233	53	4.4	121	14	8.6	112	5-28	140	34	15	0	6-49.3	4-25	1-0	17	2	0	1	0	2/2	0/0	1/2	20:12	
<b>TOTALS:</b>				<b>271</b>	<b>86</b>	<b>154</b>	<b>31</b>	<b>69/216</b>	<b>4,634</b>	<b>988</b>	<b>4.7</b>	<b>1,633</b>	<b>360</b>	<b>4.5</b>	<b>3,001</b>	<b>71/450</b>	<b>3,451</b>	<b>557</b>	<b>325</b>	<b>18</b>	<b>96-46.5</b>	<b>73-573</b>	<b>15-8</b>	<b>249</b>	<b>27</b>	<b>9</b>	<b>15</b>	<b>3</b>	<b>1</b>	<b>23/23</b>	<b>1/4</b>	<b>20/26</b>	<b>27:11</b>

JACKSONVILLE JAGUARS 2014 DEFENSE GAME-BY-GAME

Wk.	Date	Opp	FIRST DOWNS			TOT. OFFENSE			RUSHING			PASSING			PUNTS			FUM.	Tot. Tot.														
			Tot	Run	Pass	Pen	DOWN	3 <sup>RD</sup>	Yards	Plays	Avg.	Yards	Att.	Avg.	Net	Sacks	Gross		Att./	Cmp./	Int.	Avg.	Yards	Pen.	Lost	Pts.	TD	Rn	Ps	Rt	Sfty	PAT	2PT
1	9/7	at PHI	[L]	24	7	14	3	8/19	420	82	5.1	145	32	4.5	275	5-47	322	45	27	1	6-38.3	6-50	3-2	34	4	1	2	1	0	4/4	0/0	2/2	30:46
2	9/14	at WAS	[L]	32	12	16	4	6/14	449	81	5.5	191	42	4.5	258	3-30	288	36	24	0	4-49.8	11-98	0-0	41	5	3	2	0	0	5/5	0/0	2/2	39:01
3	9/21	vs. IND	[L]	27	5	22	0	8/14	529	74	7.1	144	29	5	385	2-5	390	43	33	0	5-46.4	8-46	0-0	44	5	0	4	1	0	5/5	0/0	3/3	37:03
4	9/28	at S.D.	[L]	19	2	16	1	9/16	407	61	6.7	42	20	2.1	365	2-12	377	39	29	0	3-42.0	7-57	1-0	33	3	0	3	0	0	3/3	0/0	4/4	29:26
5	10/5	vs. PIT	[L]	20	5	15	0	8/16	372	68	5.5	111	28	4	261	4-12	273	36	26	0	5-45.4	7-50	1-1	17	2	0	1	1	0	2/2	0/0	1/1	35:17
6	10/12	at TEN	[L]	14	3	9	2	3/11	290	55	5.3	70	24	2.9	220	3-13	233	28	17	0	5-49.8	5-48	1-0	16	1	1	0	0	1/1	0/0	3/3	28:53	
7	10/19	vs. CLE	[W]	13	2	11	0	4/17	266	74	3.6	69	30	2.3	197	3-18	215	41	16	1	7-50.4	8-50	2-2	6	0	0	0	0	0/0	0/0	2/2	28:27	
8	10/26	vs. MIA	[L]	17	7	8	2	5/12	326	56	5.8	148	24	6.2	178	3-18	196	29	16	1	5-51.0	7-52	0-0	27	3	0	1	2	0	3/3	0/0	2/2	27:37
9	11/2	at CIN	[L]	23	11	12	0	6/13	423	67	6.3	191	34	5.6	232	2-1	233	31	19	2	5-50.4	6-40	1-0	33	4	2	2	0	1	4/4	0/0	1/1	32:44
10	11/9	vs. DAL	[L]	16	6	10	0	4/13	399	59	6.8	151	30	5.0	248	1-6	254	28	21	0	5-46.8	9-65	1-1	31	4	1	3	0	0	4/4	0/0	1/2	31:32
12	11/23	at IND	[L]	24	12	9	3	9/17	389	72	5.4	175	35	5.0	214	5-39	253	32	21	0	3-48.7	6-54	6-3	23	2	1	1	0	2/2	0/0	3/3	34:05	
13	11/30	vs. NYG	[W]	22	8	14	0	7/15	329	73	4.5	116	35	3.3	213	4-34	247	34	24	0	5-51.8	6-40	3-3	24	3	2	1	0	3/3	0/0	1/2	34:39	
14	12/7	vs. HOU	[L]	19	9	7	3	3/14	304	63	4.8	173	42	4.1	131	2-4	135	19	13	0	5-47.6	7-64	1-0	27	3	3	0	0	3/3	0/0	2/2	32:29	
15	12/14	at BAL	[L]	17	3	11	3	4/12	314	56	5.6	93	26	3.6	221	0-0	221	30	20	0	4-50.8	9-70	1-1	20	2	0	1	1	0	2-2	0/0	2/4	28:18
16	12/18	vs. TEN	[W]	19	6	13	0	7/15	357	67	5.3	95	28	3.4	262	4-25	287	35	24	0	5-40.6	7-47	0-0	13	1	0	1	0	1/1	0/0	2/2	34:52	
17	12/28	at HOU	[L]	24	9	13	2	10/18	358	77	4.6	123	39	3.2	235	3-15	250	35	25	1	6-46.3	6-55	1-1	23	3	1	2	0	3/3	0/0	0/0	39:48	
<b>TOTALS:</b>				<b>330</b>	<b>107</b>	<b>200</b>	<b>23</b>	<b>101/236</b>	<b>5,932</b>	<b>1,085</b>	<b>5.5</b>	<b>2,033</b>	<b>499</b>	<b>4.1</b>	<b>3,899</b>	<b>45/275</b>	<b>4,174</b>	<b>541</b>	<b>355</b>	<b>6</b>	<b>75-47.5</b>	<b>115/886</b>	<b>22-14</b>	<b>412</b>	<b>45</b>	<b>15</b>	<b>24</b>	<b>6</b>	<b>2</b>	<b>45/45</b>	<b>0/0</b>	<b>31/33</b>	<b>32:49</b>

JACKSONVILLE JAGUARS 2013 OFFENSE GAME-BY-GAME

Wk.	Date	Opp	FIRST DOWNS			3 <sup>RD</sup>			TOT. OFFENSE			RUSHING			PASSING			PUNTS			PEN.			FUM. Tot. Tot.								
			Tot	Run	Pass	Pen	DOWN	Yards	Plays	Avg.	Yards	Att.	Avg.	Net	Sacks	Gross	Att./	Cmp./	Int.	Avg.	Yards	Loss	Pts.	TD	Rn	Ps	Rt	Sfty	PAT	2PT	FGs	T.O.P.
1	9/8	vs. KC	[L]	12	3	9	0	5-19	178	70	2.5	3.1	107	6-50	157	41	19	2	11-50.5	5-30	0-0	2	0	0	0	0	0	0	0/0	0/0	0/0	28:38
2	9/15	at OAK	[L]	15	3	12	0	7-17	248	62	4	1.8	214	5-27	241	38	25	0	8-43.6	10-70	1-0	9	1	0	1	0	0	0/0	0/1	1/1	28:12	
3	9/22	at SEA	[L]	17	6	10	1	4-14	265	66	4	2.1	214	3-21	235	38	18	2	7-42.7	4-45	2-1	17	2	2	0	0	2/2	0/0	1/1	27:25		
4	9/29	vs. IND	[L]	14	0	10	4	2-11	205	54	3.8	2.2	165	4-14	179	32	17	3	6-48.3	9-65	0-0	3	0	0	0	0	0/0	0/0	1/1	23:22		
5	10/6	at STL	[L]	16	5	11	0	3-12	363	59	6.2	3.8	267	2-3	270	32	16	2	5-48.2	4-45	3-1	20	2	0	2	0	2/2	0/0	2/2	24:41		
6	10/13	at DEN	[L]	20	4	15	1	5-14	362	71	5.1	2.6	291	2-12	303	42	27	2	3-45.0	7-62	2-0	19	2	1	0	1	1/1	0/1	2/2	31:15		
7	10/20	vs. SD	[L]	18	5	12	1	3-11	353	59	6	4.6	275	6-43	318	36	23	1	3-50.0	6-45	0-0	6	0	0	0	0	0/0	0/0	2/2	22:30		
8	10/27	vs. SF	[L]	20	8	10	2	4-14	318	70	4.5	3.6	228	0-0	228	45	29	0	4-44.5	6-76	1-1	10	1	0	1	0	1/1	0/0	1/1	31:31		
10	11/10	at TEN	[W]	13	4	8	1	3-12	214	56	3.8	1.8	160	3-20	180	23	14	2	7-43.4	4-19	3-0	29	3	2	0	1	3/3	0/0	2/2	29:24		
11	11/17	vs. ARI	[L]	14	3	9	2	2-14	274	60	4.6	2.0	242	2-13	255	42	27	2	8-47.8	6-40	0-0	14	2	1	1	0	2/2	0/0	0/1	24:07		
12	11/24	at HOU	[W]	16	4	11	1	7-17	333	65	5.1	4.2	215	4-24	239	33	23	0	6-43.2	7-63	1-0	13	1	1	0	0	1/1	0/0	2/3	33:41		
13	12/1	at CLE	[W]	22	7	13	2	7-16	314	72	4.4	3.9	202	2-1	203	41	23	1	7-43.7	5-35	1-0	32	3	0	3	0	3/3	0/0	3/3	30:36		
14	12/5	vs. HOU	[W]	18	4	7	7	4-14	281	57	4.9	5.3	132	1-6	138	28	13	0	8-42.6	8-57	0-0	27	3	0	3	0	3/3	0/0	2/2	24:38		
15	12/15	vs. BUF	[L]	22	9	11	2	8-15	354	72	4.9	5.1	195	5-42	237	36	21	2	3-45.3	6-80	3-2	20	2	0	2	0	2/2	0/0	2/2	27:25		
16	12/22	vs. TEN	[L]	15	4	11	0	3-11	289	57	5.1	3.0	226	2-11	237	34	24	1	4-45.5	4-15	0-0	16	2	0	2	0	1/2	0/0	1/1	24:21		
17	12/29	at IND	[L]	19	2	17	0	3-14	350	70	5.0	2.6	308	3-23	331	51	30	1	5-46.0	5-50	1-1	10	1	0	1	0	1/1	0/0	1/1	26:20		
<b>TOTALS:</b>			4-12	271	71	176	24	70-225	4,701	1,020	4.6	3.3	3,441	50-310	3,751	592	349	21	95-45.7	96-797	18-6	247	25	7	16	2	3	22/23	0/2	23/25	27:22	

JACKSONVILLE JAGUARS 2013 DEFENSE GAME-BY-GAME

Wk.	Date	Opp	FIRST DOWNS			3 <sup>RD</sup>			TOT. OFFENSE			RUSHING			PASSING			PUNTS			PEN.			FUM. Tot. Tot.							
			Tot	Run	Pass	Pen	DOWN	Yards	Plays	Avg.	Yards	Att.	Avg.	Net	Sacks	Gross	Att./	Cmp./	Int.	Avg.	Yards	Loss	Pts.	TD	Rn	Ps	Rt	Sfty	PAT	2PT	FGs
1	9/8	vs. KC	[L]	17	7	10	0	5-15	292	62	4.6	4.3	171	1-2	173	34	21	0	10-36.3	3-20	1-0	28	4	1	2	1	0	4/4	0/0	0/0	31:30
2	9/15	at OAK	[L]	16	7	6	3	4-14	340	61	5.6	6.6	114	3-12	126	24	15	0	4-48.0	5-30	3-1	19	1	1	0	0	1/1	0/0	4/5	31:48	
3	9/22	at SEA	[L]	28	10	16	2	4-10	479	67	7.1	4.3	323	2-8	331	29	21	1	4-35.0	4-24	1-1	45	6	1	5	0	6/6	0/0	1/1	32:35	
4	9/29	vs. IND	[L]	26	8	16	2	6-13	437	70	6.2	5.3	280	2-14	294	38	23	1	3-46.0	7-58	1-0	37	4	1	2	1	0	4/4	0/0	3/3	36:38
5	10/6	at STL	[L]	22	7	12	3	8-19	351	72	4.9	4	208	2-14	222	34	19	0	7-40.9	6-53	1-0	34	4	0	3	1	0	4/4	0/0	2/2	35:19
6	10/13	at DEN	[L]	26	8	14	4	7-13	407	71	5.7	3.9	295	0-0	295	42	28	1	3-43.0	4-31	3-2	35	5	3	2	0	5/5	0/0	0/0	28:45	
7	10/20	vs. SD	[L]	27	10	14	3	7-12	434	67	6.5	4	276	1-9	285	26	22	0	3-44.7	8-61	0-0	24	3	2	1	0	3/3	0/0	1/1	37:30	
8	10/27	vs. SF	[L]	25	14	9	2	6-9	398	55	7.2	5.8	177	0-0	177	17	11	0	1-61.0	4-35	3-1	42	6	4	1	1	0	6/6	0/0	0/0	28:29
10	11/10	at TEN	[W]	19	4	13	2	10-18	362	70	5.2	3.1	279	1-9	288	42	26	1	5-43.8	6-45	5-3	27	3	1	2	0	3/3	0/0	2/2	30:36	
11	11/17	vs. ARI	[L]	19	3	16	0	5-16	416	69	6.0	0.6	402	3-17	419	42	30	0	8-44.8	5-42	1-0	27	3	1	2	0	3/3	0/0	2/2	35:53	
12	11/24	at HOU	[W]	11	5	5	1	4-15	218	57	3.8	3.7	141	2-28	169	34	18	1	7-44.9	2-22	0-0	6	0	0	0	0	0/0	0/0	2/2	26:19	
13	12/1	at CLE	[W]	24	9	13	2	6-13	439	73	6.0	3.2	342	3-28	370	40	24	2	4-39.5	9-50	3-1	28	4	1	3	0	4/4	0/0	0/1	29:24	
14	12/5	vs. HOU	[W]	23	3	19	1	8-17	406	80	5.1	4.4	323	3-34	357	58	33	2	5-43.8	14-177	1-0	20	2	0	2	0	2/2	0/0	2/2	35:22	
15	12/15	vs. BUF	[L]	25	12	10	3	5-13	366	72	5.1	4.5	168	4-25	193	24	17	1	4-45.0	7-67	2-1	27	3	1	2	0	3/3	0/0	2/3	32:35	
16	12/22	vs. TEN	[L]	22	10	10	2	3-13	346	73	4.7	4.1	164	3-17	181	26	17	1	3-46.7	1-4	0-0	20	2	1	1	0	2/2	0/0	2/2	35:39	
17	12/29	at IND	[L]	23	4	17	2	8-16	379	70	5.4	2.9	299	1-8	307	41	29	0	5-47.4	2-10	2-0	30	3	2	1	0	3/3	0/0	3/3	33:40	
<b>TOTALS:</b>			4-12	353	121	200	32	96-226	6,070	1,089	5.6	4.2	3,962	31-225	4,187	551	354	11	76-43.0	87-729	27-10	449	53	20	29	4	0	53/53	0/0	26/29	32:38

JACKSONVILLE JAGUARS 2012 OFFENSE GAME-BY-GAME

Wk.	Date	Opp	FIRST DOWNS			TOT. OFFENSE			RUSHING			PASSING			PUNTS			FUM.			T.O.P.												
			Tot	Run	Pass	Pen	3 <sup>RD</sup>	Yards	Plays	Avg.	Yards	Att.	Avg.	Net	Sacks	Gross	Att./	Cmp./	Int.	Avg.		Yards	Pen.	Lost	Pts.	TD	Rn	Ps	Rt	Sfty	PAT	2PT	FGs
1	9/9	at MIN	[L]	22	7	12	3	9/18	355	75	4.7	113	34	3.3	242	2-18	260	39/	23/	0	4-53.5	4-25	3-1	23	2	0	2	0	0	0/1	1/1	3/3	37:49
2	9/16	vs. HOU	[L]	9	3	4	2	0/9	117	38	3.1	65	14	4.6	52	3-24	76	21/	9/	0	9-51.3	8-71	1-1	7	1	0	1	0	0	1/1	-	0/0	16:43
3	9/23	at IND	[W]	15	10	3	2	4/13	333	54	6.2	185	32	5.8	148	1-7	155	21/	10/	0	6-53.5	6-67	2-0	22	2	1	1	0	0	1/1	0/1	3/3	27:36
4	9/30	vs. CIN	[L]	17	5	11	1	2/11	212	58	3.7	69	18	3.8	143	6-43	186	34/	23/	1	6-49.2	3-37	1-1	10	1	0	1	0	0	1/1	-	1/1	28:41
5	10/7	vs. CHI	[L]	10	3	5	2	5/13	189	53	3.6	60	17	3.5	129	3-13	142	33/	17/	2	6-48.5	6-49	1-1	3	0	0	0	0	0/0	-	1/1	24:00	
7	10/21	at OAK	[L]	10	3	6	1	1/15	209	61	3.4	54	26	2.1	155	3-26	181	32/	17/	0	9-42.1	6-92	1-1	23	2	1	1	0	0	2/2	-	3/3	30:05
8	10/28	at GB	[L]	18	1	14	3	5/16	341	71	4.8	62	20	3.1	279	2-24	303	49/	27/	0	6-33.8	7-77	3-1	15	1	0	1	0	0/0	0/1	3/3	30:48	
9	11/4	vs. DET	[L]	19	6	11	2	6/11	279	59	4.7	64	20	3.2	215	1-5	220	38/	27/	2	4-50.5	3-40	0-0	14	2	0	2	0	0/0	1/2	0/0	24:30	
10	11/8	vs. IND	[L]	20	2	14	4	1/10	337	63	5.3	37	12	3.1	300	4-30	330	47/	28/	2	5-47.2	10-115	1-1	10	1	0	1	0	0	1/1	-	1/2	24:14
11	11/18	at HOU	[L]	17	4	12	1	4/14	458	66	6.9	86	29	3.0	372	2-6	378	35/	18/	0	5-48.4	6-54	1-1	37	4	0	4	0	0	4/4	-	3/3	31:19
12	11/25	vs. TEN	[W]	19	8	9	2	7/14	321	60	5.4	100	27	3.7	221	7-40	261	26/	17/	1	5-47.0	5-30	0-0	24	3	1	2	0	0	3/3	-	1/1	29:23
13	12/2	at BUF	[L]	21	4	10	7	1/10	236	63	3.7	50	18	2.8	186	3-6	202	42/	19/	1	5-41.6	8-74	3-1	18	2	1	1	0	0	1/1	1/1	1/1	24:51
14	12/9	vs. NYJ	[L]	16	5	10	1	2/16	291	70	4.2	123	24	5.1	168	3-17	185	43/	21/	2	8-45.4	7-54	0-0	10	1	1	0	0	0	1/1	-	1/2	29:29
15	12/16	at MIA	[L]	13	3	9	1	6/15	299	57	5.2	86	21	4.1	213	2-8	221	34/	18/	0	5-47.4	10-88	2-0	3	0	0	0	0	0/0	-	1/1	24:22	
16	12/23	vs. NE	[L]	22	7	13	2	4/15	436	75	5.8	93	23	4.0	343	1-5	348	51/	29/	3	4-56.3	5-47	0-0	16	1	0	1	0	0	1/1	-	3/4	32:35
17	12/30	at TEN	[L]	21	5	14	2	7/16	375	71	5.3	122	23	5.3	253	7-45	298	41/	25/	3	5-46.4	7-35	1-0	20	3	0	2	1	0	2/2	0/1	0/0	32:21
<b>TOTALS</b>	<b>2-14</b>	<b>269</b>	<b>76</b>	<b>157</b>	<b>36</b>	<b>64/216</b>	<b>4,788</b>	<b>994</b>	<b>4.8</b>	<b>1,369</b>	<b>358</b>	<b>3.8</b>	<b>3,419</b>	<b>50-327</b>	<b>3,746</b>	<b>586/</b>	<b>328/</b>	<b>17</b>	<b>92-47.3</b>	<b>101-955</b>	<b>20-9</b>	<b>255</b>	<b>26</b>	<b>5</b>	<b>20</b>	<b>1</b>	<b>0</b>	<b>18/19</b>	<b>3/7</b>	<b>25/28</b>	<b>27-29</b>		

JACKSONVILLE JAGUARS 2012 DEFENSE GAME-BY-GAME

Wk.	Date	Opp	FIRST DOWNS			TOT. OFFENSE			RUSHING			PASSING			PUNTS			FUM.			T.O.P.												
			Tot	Run	Pass	Pen	3 <sup>RD</sup>	Yards	Plays	Avg.	Yards	Att.	Avg.	Net	Sacks	Gross	Att./	Cmp./	Int.	Avg.		Yards	Pen.	Lost	Pts.	TD	Rn	Ps	Rt	Sfty	PAT	2PT	FGs
1	9/9	at MIN	[L]	20	6	14	0	2/10	389	58	6.7	123	29	4.2	266	2-4	270	27/	20/	0	5-48.5	5-47	1-1	26	2	2	0	0	2/2	-	4/4	27:45	
2	9/16	vs. HOU	[L]	28	16	11	1	8/17	411	83	5.0	216	48	4.5	195	0-0	195	35/	26/	0	6-49.8	10-64	1-0	27	3	3	0	0	3/3	-	2/2	43:17	
3	9/23	at IND	[W]	23	6	15	2	10/19	437	75	5.8	124	29	4.3	313	0-0	313	46/	22/	1	6-46.7	11-106	0-0	17	2	0	2	0	2/2	-	1/2	32:24	
4	9/30	vs. CIN	[L]	20	6	12	2	2/11	382	65	5.9	138	34	4.1	244	0-0	244	31/	20/	1	3-47.7	6-50	2-1	27	3	1	2	0	0	3/3	-	2/2	31:19
5	10/7	vs. CHI	[L]	26	9	16	1	10/17	501	73	6.9	214	33	6.5	287	1-5	292	39/	23/	1	3-40.7	12-80	0-0	41	5	1	2	2	0	5/5	-	2/2	36:00
7	10/21	at OAK	[L]	20	8	9	3	6/17	351	74	4.7	69	26	2.7	282	2-16	298	46/	26/	1	6-44.0	9-58	4-2	26	2	1	1	0	0	2/2	-	4/5	32:01
8	10/28	at GB	[L]	20	5	9	6	5/13	238	64	3.7	66	26	2.5	172	2-14	186	36/	22/	0	5-45.0	5-33	1-1	24	3	0	2	1	0	3/3	-	1/2	29:12
9	11/4	vs. DET	[L]	26	8	16	2	8/12	434	68	6.4	149	34	4.4	285	1-0	285	33/	22/	0	2-49.5	5-42	0-0	31	4	4	0	0	4/4	-	1/2	35:30	
10	11/8	vs. IND	[L]	24	11	10	3	3/11	359	65	5.5	138	37	3.7	221	2-6	227	26/	18/	1	3-45.0	6-40	1-1	27	3	2	0	1	0	3/3	-	2/2	35:46
11	11/18	at HOU	[L]	39	10	26	3	4/11	653	92	7.1	149	35	4.3	504	2-23	527	55/	43/	2	3-37.0	2-20	2-1	43	5	0	5	0	0	4/4	-	3/5	41:40
12	11/25	vs. TEN	[W]	20	3	15	2	6/15	360	70	5.1	110	29	3.8	250	1-11	261	40/	23/	2	4-50.3	6-42	1-0	19	1	0	1	0	0	1/1	-	4/5	30:37
13	12/2	at BUF	[L]	20	14	5	1	5/12	344	63	5.5	232	46	5.0	112	0-0	112	17/	9/	1	4-44.5	9-100	1-1	34	4	2	2	0	0	4/4	-	2/2	35:09
14	12/9	vs. NYJ	[L]	17	11	4	2	4/13	270	62	4.4	166	42	4.0	104	1-7	111	19/	12/	0	7-46.6	1-15	2-2	17	2	2	0	0	2/2	-	1/1	30:31	
15	12/16	at MIA	[L]	26	8	13	5	6/11	389	66	5.9	180	36	5.0	209	1-11	220	29/	22/	0	1-63.0	5-41	1-1	24	2	0	2	0	0	1/1	1/1	3/3	35:38
16	12/23	vs. NE	[L]	23	6	15	2	4/12	349	71	4.9	103	27	3.8	246	3-21	267	41/	24/	2	5-47.8	4-39	0-0	23	2	0	2	0	0	2/2	-	3/3	27:25
17	12/30	at TEN	[L]	12	6	4	2	6/14	221	51	4.3	79	34	2.3	142	2-10	152	15/	9/	0	5-40.8	5-43	0-0	38	5	1	0	4	0	5/5	-	1/1	27:39
<b>TOTALS</b>	<b>2-14</b>	<b>364</b>	<b>133</b>	<b>194</b>	<b>37</b>	<b>89/215</b>	<b>6,088</b>	<b>1,100</b>	<b>5.5</b>	<b>2,256</b>	<b>545</b>	<b>4.1</b>	<b>3,832</b>	<b>20-128</b>	<b>3,960</b>	<b>535/</b>	<b>341/</b>	<b>12</b>	<b>68-46.0</b>	<b>101-820</b>	<b>17-11</b>	<b>444</b>	<b>48</b>	<b>19</b>	<b>21</b>	<b>8</b>	<b>0</b>	<b>46/46</b>	<b>1/1</b>	<b>36/43</b>	<b>32-31</b>		



JACKSONVILLE JAGUARS 2011 OFFENSE GAME-BY-GAME

Wk.	Date	Opp	FIRST DOWNS			3 <sup>RD</sup>			TOT. OFFENSE			RUSHING			PASSING			PUNTS			PEN.			FUM.			Tot. Tot.					
			Tot	Run	Pass	Pen	Down	Yards	Plays	Avg.	Yards	Att.	Avg.	Net	Sacks	Gross	Att./	Cmp./	Int.	Avg.	Yards	Yards	Loss	Pts.	TD	Rn	Ps	Rt	Sfty	PAT	2PT	FGs
1	9/11	vs. TEN	[W]	20	10	9	1	9/18	323	73	4.4	160	2-15	175	24/	17/	0	5-43.6	5-39	2-1	16	1	1	0	0	0	0	0	1/1	-	3/3	39:38
2	9/18	at NYJ	[L]	11	5	6	0	3/12	203	54	3.8	91	2-20	111	25/	11/	4	5-40.6	4-50	0-0	3	0	0	0	0	0	0	0/0	-	1/1	26:37	
3	9/25	at CAR	[L]	13	7	4	2	3/14	257	57	4.5	129	2-10	139	21/	12/	1	6-39	8-60	5-0	10	1	0	1	0	0	1/1	-	1/1	30:26		
4	10/2	vs. NO	[L]	15	4	7	4	4/15	274	62	4.4	170	3-26	196	42/	16/	1	4-38.3	2-15	1-0	10	1	0	1	0	0	1/1	-	1/1	22:55		
5	10/9	vs. CIN	[L]	12	5	7	0	6/16	296	58	5.1	200	3-21	221	28/	15/	0	7-37.7	2-15	4-2	20	2	1	1	0	0	2/2	-	2/2	27:27		
6	10/16	at PITT	[L]	16	6	7	3	4/15	209	61	3.4	76	5-33	109	26/	12/	0	7-42.3	4-22	0-0	13	1	0	1	0	0	1/1	-	2/2	28:47		
7	10/24	vs. BAL	[W]	13	6	5	2	2/16	205	66	3.1	73	4-20	93	20/	9/	0	7-40.9	6-90	4-1	12	0	0	0	0	0	0/0	-	4/4	36:15		
8	10/30	at HOU	[L]	13	5	8	0	5/14	174	58	3.0	90	1-7	97	32/	10/	2	8-46.8	5-39	1-0	14	2	1	1	0	0	2/2	-	0/0	24:41		
10	11/13	at IND	[W]	18	9	8	1	6/15	251	64	3.9	110	2-8	118	21/	14/	1	6-38.7	5-55	0-0	17	2	1	1	0	0	2/2	-	1/2	35:21		
11	11/20	at CLE	[L]	23	10	9	4	7/15	303	71	4.3	195	1-15	210	41/	22/	0	5-40.6	9-81	1-0	10	1	1	0	0	0	1/1	-	1/1	30:53		
12	11/27	vs. HOU	[L]	14	4	7	3	5/19	255	71	3.6	150	7-48	198	40/	20/	1	9-42.2	4-30	1-0	13	1	0	0	1	0	1/1	-	2/3	31:39		
13	12/5	vs. SD	[L]	17	6	11	0	9/16	306	66	4.6	177	2-18	195	33/	19/	1	5-43.4	3-26	2-0	14	2	0	2	0	0	2/2	-	0/0	31:43		
14	12/11	vs. TB	[W]	21	7	10	4	5/15	325	67	4.9	209	1-8	217	33/	19/	2	7-41.4	8-80	2-0	41	6	2	2	2	0	5/5	0/1	0/0	32:49		
15	12/15	at ATL	[L]	12	4	8	0	3/10	207	46	4.5	91	5-50	141	22/	12/	1	7-43.4	5-40	3-3	14	2	0	1	1	0	2/2	-	0/0	21:29		
16	12/24	at TEN	[L]	18	6	12	0	5/18	300	71	4.2	187	1-11	198	42/	21/	1	9-45.1	6-28	0-0	17	2	2	0	0	0	2/2	-	1/1	29:01		
17	1/1 vs. IND		[W]	15	9	4	2	5/13	261	57	4.6	71	3-21	92	19/	11/	0	2-43.5	1-10	1-1	19	1	0	1	0	0	1/1	-	4/4	30:48		
<b>Totals</b>				5-11	251	103	122	26	81/241	4,149	1,002	4.1	2,179	44-331	2,510	469/	240/	15	99-41.9	77-680	27-8	243	25	9	12	4	0	24/24	0/1	23/25	30:02	

JACKSONVILLE JAGUARS 2011 DEFENSE GAME-BY-GAME

Wk.	Date	Opp	FIRST DOWNS			3 <sup>RD</sup>			TOT. OFFENSE			RUSHING			PASSING			PUNTS			PEN.			FUM.			Tot. Tot.				
			Tot	Run	Pass	Pen	Down	Yards	Plays	Avg.	Yards	Att.	Avg.	Net	Sacks	Gross	Att./	Cmp./	Int.	Avg.	Yards	Yards	Loss	Pts.	TD	Rn	Ps	Rt	Sfty	PAT	2PT
1	9/11	vs. TEN	[W]	13	1	11	1	4/11	292	49	6.0	249	2-14	263	34/	21/	1	7-41.6	7-60	1-0	14	2	0	2	0	0	2/2	-	0/1	20:22	
2	9/18	at NYJ	[L]	15	5	8	2	3/12	283	57	5.0	182	1-0	182	24/	17/	2	5-38.8	7-60	0-0	32	3	1	2	0	1	3/3	-	3/3	33:23	
3	9/25	at CAR	[L]	16	5	10	1	6/16	265	62	4.3	158	0-0	158	34/	18/	0	8-38.4	8-69	0-0	16	1	0	1	0	1	0/0	1/1	2/2	29:34	
4	10/2	vs. NO	[L]	30	9	20	1	7/14	503	81	6.2	326	3-25	351	44/	31/	2	1-58.0	6-50	0-0	23	2	1	1	0	0	2/2	-	3/5	37:05	
5	10/9	vs. CIN	[L]	13	2	11	0	8/19	239	66	3.6	162	2-17	179	33/	21/	1	7-47.7	4-33	1-0	30	4	1	2	1	0	3/4	-	1/1	32:33	
6	10/16	at PITT	[L]	15	6	8	1	7/15	370	58	6.4	185	3-15	200	23/	12/	0	6-42.7	8-65	1-0	17	2	1	1	0	0	2/2	-	1/2	31:13	
7	10/24	vs. BAL	[W]	11	1	8	2	2/12	146	53	2.8	112	3-25	137	38/	21/	1	9-52.2	10-85	2-1	7	1	0	1	0	0	1/1	-	0/1	23:45	
8	10/30	at HOU	[L]	20	6	14	0	10/17	358	71	5.0	202	2-23	225	30/	16/	0	6-45.3	7-60	2-2	24	3	2	1	0	0	3/3	-	1/2	35:19	
10	11/13	at IND	[W]	13	2	8	3	4/15	212	57	3.7	128	5-33	161	29/	20/	2	6-41.0	6-40	2-1	3	0	0	0	0	0/0	-	1/1	24:39		
11	11/20	at CLE	[L]	20	6	10	4	4/10	334	54	6.2	186	2-13	199	24/	17/	1	3-36.0	9-70	0-0	14	2	1	1	0	0	2/2	-	0/1	29:07	
12	11/27	vs. HOU	[L]	9	5	4	0	2/15	215	59	3.6	127	0-0	127	28/	18/	0	10-43.6	7-80	3-1	20	2	1	1	0	0	2/2	-	2/2	28:21	
13	12/5	vs. SD	[L]	19	7	12	0	4/10	433	54	8.0	294	0-0	294	28/	22/	0	4-44.8	6-55	0-0	38	5	2	3	0	0	5/5	-	1/1	28:17	
14	12/11	vs. TB	[W]	15	7	7	1	3/11	280	59	4.7	170	3-14	184	32/	17/	3	5-37.8	12-97	6-4	14	2	2	0	0	0	2/2	-	0/0	27:11	
15	12/15	at ATL	[L]	20	6	13	1	6/15	373	68	5.5	276	1-4	280	32/	24/	0	5-40.8	4-31	0-0	41	5	1	3	1	0	5/5	-	2/2	38:31	
16	12/24	at TEN	[L]	20	3	14	3	3/12	407	66	6.2	342	1-8	350	40/	24/	2	4-43.0	0-0	1-1	23	2	1	1	0	0	2/2	-	3/3	30:59	
17	1/1 vs. IND		[W]	19	2	17	0	6/14	298	65	4.6	242	3-22	264	40/	27/	2	3-45.3	4-40	2-1	13	1	0	1	0	0	1/1	-	2/2	29:12	
<b>Totals</b>				5-11	268	73	175	20	79/218	5,008	979	5.1	3,341	31-213	3,554	513/	326/	17	89-43.3	105-895	21-11	329	37	14	21	2	2	35/36	1/1	22/29	29:58

JACKSONVILLE JAGUARS 2010 OFFENSE GAME-BY-GAME

Wk.	Date	Opp	FIRST DOWNS			3 <sup>RD</sup>			TOT. OFFENSE			RUSHING			PASSING			PUNTS			PEN.			FUM.			Tot. Tot.						
			Tot	Run	Pass	Pen	Down	Yards	Plays	Avg.	Yards	Att.	Avg.	Net	Sacks	Gross	Att./	Cmp./	Int.	Avg.	Yards	Yards	Ps	Rt	Sfty	PAT	2PT	FGs	T.O.P.				
1	9/12	vs. DEN	[W]	18	9	6	3	3-10	299	56	5.3	134	34	3.9	165	1-5	170	21/	16/	0	4-41.3	5-47	0-0	24	3	0	3/3	-	1/1	29:30			
2	9/19	at SD	[L]	20	6	14	0	6-12	350	68	5.1	71	24	3.0	279	2-14	293	42/	26/	4	0-0.0	5-33	2-2	13	1	0	1/1	-	2/2	30:24			
3	9/26	vs. PHI	[L]	16	9	6	1	5-17	191	69	2.8	139	32	4.3	52	7-53	105	30/	13/	1	8-48.0	4-67	1-0	3	0	0	0/0	-	1/1	32:53			
4	10/3	vs. IND	[W]	20	10	9	1	9-13	337	57	5.9	174	35	5.0	163	0-0	163	22/	17/	0	4-42.5	7-45	0-0	31	4	2	2	0	4/4	29:46			
5	10/10	at BUF	[W]	21	10	11	0	4-11	381	62	6.1	216	40	5.4	165	2-13	178	20/	16/	1	0-0.0	5-38	3-2	36	3	0	3/3	-	5/5	34:21			
6	10/18	vs. TEN	[L]	17	7	8	2	3-13	249	63	4.0	76	25	3.0	173	2-16	189	36/	21/	3	3-37.3	7-55	1-1	3	0	0	0/0	-	1/1	27:15			
7	10/24	at KC	[L]	19	4	12	3	3-10	300	58	5.2	84	23	3.7	216	1-6	222	34/	18/	2	3-38.3	6-43	2-1	20	2	0	2/2	-	2/2	26:00			
8	10/31	at DAL	[W]	20	6	14	0	6-12	387	58	6.7	149	34	4.4	238	3-22	260	21/	17/	0	5-48.4	6-36	1-1	35	5	1	4	0	5/5	32:35			
10	11/14	vs. HOU	[W]	29	12	15	2	4-11	491	69	7.1	165	36	4.6	326	2-16	342	31/	24/	0	3-43.7	8-62	1-0	31	4	2	2	0	4/4	35:23			
11	11/21	vs. CLE	[W]	24	11	11	2	4-11	371	67	5.5	145	28	5.2	226	4-28	254	35/	20/	4	2-33.5	2-10	2-2	24	3	1	2	0	3/3	31:28			
12	11/28	at NYG	[L]	26	15	9	2	10-16	328	73	4.5	207	34	6.1	121	4-41	162	35/	20/	1	3-43.3	3-20	3-1	20	2	2	0	2/2	-	2/2	35:27		
13	12/5	at TEN	[W]	23	16	7	0	6-15	377	73	5.2	258	53	4.9	119	1-7	126	19/	14/	0	2-43.0	4-31	1-0	17	2	2	0	2/2	-	1/3	39:54		
14	12/12	vs. OAK	[W]	19	10	8	1	5-12	385	58	6.6	234	34	6.9	151	2-8	159	22/	11/	1	5-41.4	6-52	0-0	38	5	2	3	0	5/5	29:55			
15	12/19	at IND	[L]	20	4	14	2	5-13	356	61	5.8	67	22	3.0	289	1-5	294	38/	24/	1	4-48.0	6-55	3-1	24	3	0	2	1	3/3	30:22			
16	12/26	vs. WAS	[L]	15	4	11	0	7-17	336	65	5.2	78	23	3.4	258	4-41	299	38/	22/	2	7-45.4	7-66	2-0	17	2	1	1	0	2/2	-	1/2	32:54	
17	1/2	at HOU	[L]	23	15	6	2	1-10	322	62	5.2	198	35	5.7	124	2-16	140	25/	12/	1	4-44.3	2-15	1-1	17	2	1	1	0	2/2	-	1/2	30:48	
<b>Totals</b>			<b>8-8</b>	<b>330</b>	<b>148</b>	<b>161</b>	<b>21</b>	<b>81-203</b>	<b>5,460</b>	<b>1,019</b>	<b>5.4</b>	<b>2,395</b>	<b>512</b>	<b>4.7</b>	<b>3,065</b>	<b>38-291</b>	<b>3,356</b>	<b>469/</b>	<b>291/</b>	<b>21</b>	<b>57-43.8</b>	<b>83-675</b>	<b>23-12</b>	<b>353</b>	<b>41</b>	<b>14</b>	<b>26</b>	<b>1</b>	<b>0</b>	<b>41/41</b>	-	<b>22/28</b>	<b>31:43</b>

JACKSONVILLE JAGUARS 2010 DEFENSE GAME-BY-GAME

Wk.	Date	Opp	FIRST DOWNS			3 <sup>RD</sup>			TOT. OFFENSE			RUSHING			PASSING			PUNTS			PEN.			FUM.			Tot. Tot.						
			Tot	Run	Pass	Pen	Down	Yards	Plays	Avg.	Yards	Att.	Avg.	Net	Sacks	Gross	Att./	Cmp./	Int.	Avg.	Yards	Yards	Ps	Rt	Sfty	PAT	2PT	FGs	T.O.P.				
1	9/12	vs. DEN	[W]	21	6	14	1	3-10	363	61	6.0	89	25	3.6	274	3-21	295	33/	21/	1	4-43.0	7-70	1-1	17	2	1	1	0	2/2	-	1/1	30:30	
2	9/19	at SD	[L]	25	7	17	1	4-8	477	60	8.0	151	30	5.0	326	1-8	334	29/	22/	2	2-17.0	4-25	1-1	38	5	2	3	0	5/5	-	1/1	29:36	
3	9/26	vs. PHI	[L]	15	4	10	1	5-13	373	55	6.8	106	21	5.0	267	3-24	291	31/	17/	0	7-45.1	7-84	0-0	28	4	1	3	0	4/4	-	0/0	27:07	
4	10/3	vs. IND	[W]	28	5	23	0	7-10	406	66	6.2	58	19	3.1	348	1-4	352	46/	33/	1	2-55.0	3-35	2-1	28	4	2	2	0	4/4	-	0/0	30:14	
5	10/10	at BUF	[W]	17	5	10	2	3-11	306	54	5.7	110	21	5.2	196	3-24	220	30/	20/	0	4-48.5	5-35	2-0	26	3	0	3	0	2/2	0/1	2/2	25:39	
6	10/18	vs. TEN	[L]	20	8	10	2	8-14	324	60	5.4	153	39	3.9	171	0-0	171	21/	14/	0	2-49.0	8-57	1-0	30	3	1	2	0	3/3	-	3/3	32:45	
7	10/24	at KC	[L]	25	13	10	2	6-11	426	61	7.0	236	42	5.6	190	1-3	193	18/	13/	0	3-45.3	7-92	0-0	42	6	3	2	1	0	6/6	-	0/0	34:00
8	10/31	at DAL	[W]	25	5	16	4	6-13	415	73	5.7	50	22	2.3	365	2-14	379	49/	34/	4	3-44.7	3-20	1-0	17	2	1	1	0	2/2	-	1/1	27:25	
9	11/14	vs. HOU	[W]	20	6	13	1	4-10	395	53	7.5	81	21	3.9	314	0-0	314	32/	22/	0	4-37.5	8-49	2-1	24	3	1	2	0	3/3	-	1/1	24:37	
10	11/21	vs. CLE	[W]	15	4	10	1	7-16	283	60	4.7	88	26	3.4	195	6-46	241	28/	17/	1	5-44.0	5-45	1-0	20	2	0	1	1	2/2	-	2/4	28:32	
11	11/28	at NYG	[L]	17	6	11	0	3-10	361	50	7.2	135	26	5.2	226	0-0	226	24/	14/	0	3-49.7	4-25	0-0	24	2	0	2	0	2/2	1/1	3/3	24:33	
12	12/5	at TEN	[W]	11	3	18	1	2-11	220	47	4.7	57	14	4.1	163	1-6	169	32/	14/	2	2-36.0	4-30	0-0	6	0	0	0	0	0/0	-	2/2	20:06	
13	12/12	vs. OAK	[W]	21	3	16	2	6-13	476	61	7.8	153	25	6.1	323	3-21	344	33/	22/	1	5-42.0	4-25	1-1	31	4	2	2	0	4/4	-	1/1	30:05	
14	12/19	at IND	[L]	19	7	12	0	5-13	376	64	5.9	155	24	6.5	221	1-8	229	39/	29/	0	6-39.2	6-68	0-0	34	4	1	2	1	4/4	-	2/2	29:38	
15	12/26	vs. WAS	[L]	15	5	8	2	4-15	251	64	3.9	79	24	3.3	172	1-10	182	39/	19/	1	9-40.9	5-40	0-0	20	2	1	1	0	2/2	-	2/2	29:53	
16	1/2	at HOU	[L]	22	12	9	1	5-11	497	59	8.4	244	37	6.6	253	0-0	253	22/	18/	0	3-38.7	5-48	0-0	34	4	3	1	0	4/4	-	2/2	29:12	
<b>Totals</b>			<b>8-8</b>	<b>316</b>	<b>98</b>	<b>197</b>	<b>21</b>	<b>78-189</b>	<b>5,949</b>	<b>948</b>	<b>6.3</b>	<b>1,945</b>	<b>416</b>	<b>4.7</b>	<b>4,004</b>	<b>26-189</b>	<b>4,193</b>	<b>506/</b>	<b>329/</b>	<b>13</b>	<b>64-42.4</b>	<b>85-748</b>	<b>12-5</b>	<b>419</b>	<b>50</b>	<b>19</b>	<b>28</b>	<b>3</b>	<b>0</b>	<b>48/48</b>	<b>1/2</b>	<b>23/25</b>	<b>28:17</b>

JACKSONVILLE JAGUARS 2009 OFFENSE GAME-BY-GAME

Wk.	Date	Opp	FIRST DOWNS			3 <sup>RD</sup>	TOT. OFFENSE			RUSHING			PASSING			PUNTS			PEN.	FUM.			Tot.										
			Tot	Run	Pass		Pen	Down	Yards	Plays	Avg.	Yards	Att.	Avg.	Net	Sacks	Gross	Att./		Cmp./	Int.	Avg.		Yards	Lost	Pts.	TD	Rn	Ps	Rt	Sfty	PAT	2PT
1	9/13	at IND	[L]	12	7	4	1	6-15	228	55	4.1	114	26	4.4	114	1-8	122	28/	14/	0	5-37.8	3-24	0-0	12	1	1	0	0	0/0	0/1	2/3	26:04	
2	9/20	vs. ARI	[L]	18	4	13	1	6-16	367	67	5.5	92	20	4.6	275	4-7	282	43/	23/	1	4-45.3	8-50	4-2	17	2	0	2	0	2/2	-	1/2	28:39	
3	9/27	at HOU	[W]	24	11	10	3	5-11	399	62	6.4	185	32	5.8	214	0-0	214	30/	18/	0	3-35.3	5-40	1-1	31	4	4	0	0	4/4	-	1/1	30:52	
4	10/4	vs. TEN	[W]	27	10	15	2	6-13	442	69	6.4	137	30	4.6	305	2-18	323	37/	27/	0	3-37.0	4-30	1-1	37	4	1	3	0	4/4	-	3/4	34:07	
5	10/11	at SEA	[L]	10	2	8	0	2-13	199	52	3.8	38	15	2.5	161	5-29	190	32/	19/	0	8-46.4	9-73	2-2	0	0	0	0	0	0/0	-	0/0	25:16	
6	10/18	vs. STL	[W]	33	14	15	4	11-16	492	84	5.9	166	38	4.4	326	3-9	335	43/	30/	2	4-36.3	3-15	1-1	23	3	3	0	0	2/2	0/1	1/2	42:12	
8	11/1	at TEN	[L]	12	4	8	0	4-12	330	49	6.7	217	16	13.6	113	4-26	139	29/	14/	2	7-44.1	2-27	2-0	13	2	2	0	0	1/2	-	0/0	20:17	
9	11/8	vs. KC	[W]	21	11	10	0	9-16	426	69	6.2	173	41	4.2	253	1-11	264	27/	18/	0	4-44.3	5-31	1-1	24	3	2	1	0	3/3	-	1/2	36:13	
10	11/15	at NYJ	[W]	18	6	11	1	7-13	347	60	5.8	139	32	4.3	208	2-13	221	26/	16/	0	4-36.8	5-40	2-1	24	3	2	1	0	3/3	-	1/2	31:07	
11	11/22	vs. BUF	[W]	19	7	11	1	9-15	310	66	4.7	102	34	3.0	208	2-7	215	30/	21/	1	5-44.8	6-50	3-1	18	2	1	1	0	1/1	1/1	1/1	36:24	
12	11/29	at SF	[L]	18	4	14	0	3-12	357	61	5.9	96	19	5.1	261	6-46	307	36/	25/	0	4-43.3	6-60	2-2	3	0	0	0	0	0/0	-	1/3	29:16	
13	12/6	vs. HOU	[W]	19	7	11	1	8-16	323	68	4.8	107	36	3.0	216	4-22	238	28/	15/	0	3-49.3	4-45	2-1	23	2	0	2	0	1/2	-	3/3	30:07	
14	12/13	vs. MIA	[L]	10	5	3	2	3-14	217	54	4.0	95	25	3.8	122	3-17	139	26/	11/	0	7-43.1	2-10	1-0	10	1	1	0	0	1/1	-	1/1	24:54	
15	12/17	vs. IND	[L]	25	9	16	0	10-16	345	76	4.5	139	34	4.1	206	2-17	223	40/	23/	1	3-44.7	4-22	1-0	31	4	1	3	0	4/4	-	1/2	35:26	
16	12/27	at NE	[L]	16	7	9	0	4-11	275	52	5.3	98	25	3.9	177	2-8	185	25/	19/	2	4-38.8	1-5	1-0	7	1	1	0	0	1/1	-	0/0	27:35	
17	1/3	at CLE	[L]	18	6	12	0	9-17	328	66	5.0	131	24	5.5	197	3-5	202	39/	22/	1	4-36.3	3-20	2-0	17	2	0	2	0	2/2	-	1/2	27:02	
<b>Totals</b>			8-8	300	114	170	16	102-226	5,385	1,010	5.3	2,029	447	4.5	3,356	44-243	3,599	519/	315/	10	72-41.9	70-542	26-13	290	34	19	15	0	1	30/31	1/3	18/28	30:08

JACKSONVILLE JAGUARS 2009 DEFENSE GAME-BY-GAME

Wk.	Date	Opp	FIRST DOWNS			3 <sup>RD</sup>	TOT. OFFENSE			RUSHING			PASSING			PUNTS			PEN.	FUM.			Tot.										
			Tot	Run	Pass		Pen	Down	Yards	Plays	Avg.	Yards	Att.	Avg.	Net	Sacks	Gross	Att./		Cmp./	Int.	Avg.		Yards	Lost	Pts.	TD	Rn	Ps	Rt	Sfty	PAT	2PT
1	9/13	at IND	[L]	21	4	15	2	8-14	365	70	5.2	71	31	2.3	294	1-7	301	38/	28/	1	2-44.0	3-17	1-1	14	2	1	1	0	2/2	-	0/1	33:56	
2	9/20	vs. ARI	[L]	22	7	15	0	2-9	383	60	6.4	118	28	4.2	265	0-0	265	32/	27/	0	3-46.3	7-58	5-2	31	4	1	2	1	0	4/4	-	1/2	31:21
3	9/27	at HOU	[W]	23	5	17	1	4-10	397	59	6.7	111	22	5.0	286	2-14	300	35/	26/	1	4-42.8	5-60	1-1	24	3	0	3	0	3/3	-	1/1	29:08	
4	10/4	vs. TEN	[W]	19	5	13	1	8-16	379	67	5.7	95	19	5.0	284	0-0	284	48/	29/	2	5-42.2	6-68	1-1	17	2	1	1	0	0/0	1/2	1/1	25:53	
5	10/11	at SEA	[L]	24	8	13	3	6-14	379	71	5.3	143	40	3.6	236	1-5	241	30/	18/	0	3-44.3	1-10	2-0	41	5	0	4	1	0	5/5	-	2/2	34:44
6	10/18	vs. STL	[W]	13	1	11	1	4-12	262	53	4.9	55	18	3.1	207	1-6	213	34/	22/	1	6-41.2	6-52	0-0	20	2	0	1	1	0	2/2	-	2/2	24:48
8	11/1	at TEN	[L]	20	12	8	0	8-15	430	67	6.4	305	49	6.2	125	0-0	125	18/	15/	0	4-48.3	4-20	0-0	30	3	2	1	0	3/3	-	3/3	39:43	
9	11/8	vs. KC	[W]	14	3	10	1	4-13	301	56	5.4	60	14	4.3	241	3-21	262	39/	23/	0	7-46.6	1-10	1-0	21	2	0	2	0	1/1	1/1	2/3	23:47	
10	11/15	at NYJ	[W]	19	7	10	2	7-13	322	60	5.4	110	29	3.8	212	0-0	212	31/	16/	2	2-50.5	4-26	1-1	22	2	1	1	0	1/1	0/1	3/3	28:53	
11	11/22	vs. BUF	[W]	14	1	12	1	3-11	343	51	6.7	53	18	2.9	290	2-7	297	31/	18/	2	4-50.5	6-43	2-1	15	1	0	1	0	0/0	0/1	3/3	23:36	
12	11/29	at SF	[L]	15	5	9	1	8-16	284	61	4.7	52	20	2.6	232	0-0	232	41/	27/	0	5-50.2	1-5	0-0	20	2	0	2	0	2/2	-	2/2	30:44	
13	12/6	vs. HOU	[W]	19	7	10	2	5-15	305	61	5.0	72	22	3.3	233	2-7	240	37/	22/	3	5-45.0	6-37	1-0	18	2	1	1	0	1/1	0/1	1/1	29:53	
14	12/13	vs. MIA	[L]	22	8	14	0	8-15	354	71	5.0	146	40	3.7	208	2-12	220	29/	21/	1	5-43.8	4-27	5-2	14	2	2	0	0	2/2	-	0/1	35:06	
15	12/17	vs. IND	[L]	18	2	16	0	8-12	369	53	7.0	61	23	2.7	308	0-0	308	30/	23/	1	3-43.0	5-40	0-0	35	5	0	4	1	0	5/5	-	0/0	24:34
16	12/27	at NE	[L]	26	12	14	0	6-10	464	62	7.5	197	36	5.5	267	0-0	267	26/	23/	0	1-42.0	2-10	1-1	35	5	1	4	0	5/5	-	0/0	32:25	
17	1/3	at CLE	[L]	18	13	4	1	5-13	300	60	5.0	214	49	4.4	86	0-0	86	11/	7/	1	3-35.7	3-15	1-0	23	2	2	0	0	2/2	-	3/3	32:58	
<b>Totals</b>			8-8	307	100	191	16	94-209	5,637	982	5.7	1,863	458	4.1	3,774	14-79	3,853	510/	345/	15	62-44.9	64-498	22-10	380	44	12	28	4	1	38/38	2/6	24/28	29:52

JACKSONVILLE JAGUARS 2008 OFFENSE GAME-BY-GAME

Wk.	Date	Opp	FIRST DOWNS			TOT. OFFENSE			RUSHING			PASSING			PUNTS			FUM.			T.O.P.												
			Tot	Run	Pass	Pen	3 <sup>RD</sup>	Yards	Plays	Avg.	Yards	Att.	Avg.	Sacks	Gross	Att./	Cmp./	Int.	Avg.	Yards		Pen.	Lost	Pts.	TD	Rn	Ps	Rt	Sfty	PAT	2PT	FGs	
1	9/7	at TEN	[L]	13	1	11	1	5-14	189	59	3.2	33	17	1.9	156	7-59	215	35/	23/	2	6-37.0	6-50	1-1	10	1	0	1	0	0	1/1	-	1/2	31:20
2	9/14	vs. BUF	[L]	19	9	9	1	2-11	243	57	4.3	98	27	3.6	145	2-20	165	28/	17/	1	4-50.5	5-35	1-0	16	1	1	0	0	0	1/1	-	3/3	28:46
3	9/21	at IND	[W]	25	13	11	1	8-14	403	70	5.8	236	48	4.9	167	0-0	167	22/	16/	1	1-60.0	5-44	0-0	23	2	1	0	1	0	2/2	-	3/3	41:35
4	9/28	vs. HOU	[W]	21	7	14	0	6-12	375	58	6.5	139	25	5.6	236	1-0	236	32/	23/	0	2-46.5	2-27	0-0	30	3	2	1	0	0	3/3	-	3/3	31:15
5	10/5	vs. PIT	[L]	14	2	9	3	3-13	213	54	3.9	38	19	2.0	175	3-25	200	32/	18/	0	5-46.6	8-89	1-0	21	3	1	1	1	0	3/3	-	0/0	26:37
6	10/12	at DEN	[W]	26	9	15	2	5-12	416	70	5.9	155	34	4.6	261	2-15	276	34/	25/	0	4-40.0	6-45	3-2	24	3	2	1	0	0	3/3	-	1/1	33:35
8	10/26	vs. CLE	[L]	23	6	16	1	11-20	380	74	5.1	113	29	3.9	267	3-16	283	42/	25/	0	3-46.7	6-40	1-1	17	2	0	2	0	0	2/2	-	1/2	35:05
9	11/2	at CIN	[L]	18	6	12	0	5-13	282	62	4.5	68	21	3.2	214	3-15	229	38/	23/	1	6-45.0	12-86	1-0	19	2	1	0	1	0	1/1	0/1	2/2	29:41
10	11/9	at DET	[W]	24	11	12	1	5-10	384	61	6.3	157	33	4.8	227	1-11	238	25/	18/	0	2-38.5	5-33	0-0	38	5	3	2	0	0	5/5	-	1/1	30:59
11	11/16	vs. TEN	[L]	17	6	7	4	3-15	257	66	3.9	140	32	4.4	117	4-18	135	30/	13/	1	10-40.9	9-61	1-0	14	2	2	0	0	0	2/2	-	0/0	32:27
12	11/23	vs. MIN	[L]	17	2	13	2	6-14	321	63	5.1	35	14	2.5	286	4-31	317	45/	27/	2	3-41.0	8-81	5-3	12	1	0	1	0	1	1/1	-	1/3	29:31
13	12/1	at HOU	[L]	21	6	15	0	4-11	388	64	6.1	126	26	4.8	262	3-25	287	35/	25/	1	3-40.3	8-60	2-2	17	2	1	1	0	0	2/2	-	1/2	33:03
14	12/7	at CHI	[L]	14	6	8	0	5-17	278	69	4.0	119	28	4.3	159	3-19	178	38/	19/	1	7-40.1	4-21	2-0	10	1	0	1	0	0	1/1	-	1/1	32:03
15	12/14	vs. GB	[W]	18	8	8	2	6-12	323	54	6.0	94	19	4.9	229	2-9	238	33/	21/	0	4-49.5	6-58	1-0	20	3	1	2	0	0	2/2	0/1	0/1	27:57
16	12/18	vs. IND	[L]	28	9	17	2	7-13	409	71	5.8	105	27	3.9	304	3-25	329	41/	28/	1	3-43.0	7-60	1-0	24	3	2	1	0	0	3/3	-	1/1	31:53
17	12/28	at BAL	[L]	14	6	6	2	6-12	245	53	4.6	118	27	4.4	127	1-0	127	25/	14/	2	4-46.5	7-28	3-2	7	1	0	1	0	0	1/1	-	0/0	27:58
Totals			5-11	312	107	183	22	87-213	5,106	1,005	5.1	1,774	426	4.2	3,332	42-288	3,620	537/	335/	13	67-43.3	104-813	23-11	302	35	17	15	3	1	33/33	0/2	19/25	31:22

JACKSONVILLE JAGUARS 2008 DEFENSE GAME-BY-GAME

Wk.	Date	Opp	FIRST DOWNS			TOT. OFFENSE			RUSHING			PASSING			PUNTS			FUM.			T.O.P.												
			Tot	Run	Pass	Pen	3 <sup>RD</sup>	Yards	Plays	Avg.	Yards	Att.	Avg.	Sacks	Gross	Att./	Cmp./	Int.	Avg.	Yards		Pen.	Lost	Pts.	TD	Rn	Ps	Rt	Sfty	PAT	2PT	FGs	
1	9/7	at TEN	[L]	14	7	6	1	3-13	309	57	5.4	137	32	4.3	172	1-3	175	24/	14/	2	7-42.9	5-36	1-0	17	2	1	1	0	0	2/2	-	1/1	28:40
2	9/14	vs. BUF	[L]	18	6	11	1	6-11	285	54	5.3	75	26	2.9	210	3-29	239	25/	20/	0	3-47.7	4-40	1-1	20	2	1	1	0	0	2/2	-	2/2	31:14
3	9/21	at IND	[W]	19	9	7	3	5-9	325	49	6.6	114	19	6.0	211	1-5	216	29/	15/	2	3-45.0	6-37	0-0	21	3	2	1	0	0	3/3	-	0/0	18:25
4	9/28	vs. HOU	[W]	23	4	18	1	9-13	386	63	6.1	79	23	3.4	307	0-0	307	40/	29/	0	2-43.5	2-15	2-0	27	3	0	3	0	0	3/3	-	2/2	32:20
5	10/5	vs. PIT	[L]	28	6	18	4	7-15	415	70	5.9	129	26	5.0	286	3-23	309	41/	26/	1	4-49.8	10-129	0-0	26	3	0	3	0	0	2/2	0/1	2/2	33:23
6	10/12	at DEN	[W]	19	7	10	2	6-13	323	60	5.4	131	23	5.7	192	0-0	192	37/	21/	1	4-48.0	4-52	2-2	17	2	0	2	0	0	2/2	-	1/1	26:25
8	10/26	vs. CLE	[L]	15	6	9	0	3-12	327	52	6.3	91	24	3.8	236	1-10	246	27/	14/	0	5-41.4	1-15	1-0	23	2	1	1	0	0	2/2	-	3/3	24:55
9	11/2	at CIN	[L]	20	9	8	3	6-13	312	62	5.0	159	29	5.5	153	2-9	162	31/	21/	1	7-35.4	5-39	1-1	21	3	1	2	0	0	3/3	-	0/0	30:19
10	11/9	at DET	[W]	13	5	7	1	4-13	256	52	4.9	103	27	3.8	153	7-45	198	18/	11/	1	4-45.3	6-46	1-0	14	2	1	1	0	0	2/2	-	0/1	29:01
11	11/16	vs. TEN	[L]	13	4	8	1	1-12	344	57	6.0	114	33	3.5	230	1-0	230	23/	13/	1	8-43.0	10-63	0-0	24	3	0	3	0	0	3/3	-	1/1	27:33
12	11/23	vs. MIN	[L]	15	9	5	1	4-13	226	57	4.0	122	34	3.6	104	3-16	120	20/	12/	1	3-46.3	5-49	0-0	30	3	2	0	1	0	3/3	-	3/3	30:29
13	12/1	at HOU	[L]	18	8	8	2	1-8	326	51	6.4	126	26	4.8	200	0-0	200	25/	14/	1	3-36.0	5-30	1-0	30	3	2	1	0	0	3/3	-	3/3	26:57
14	12/7	at CHI	[L]	16	5	10	1	5-15	296	61	4.9	86	26	3.3	210	1-9	219	34/	20/	1	6-44.5	1-5	3-0	23	2	0	2	0	0	2/2	-	3/3	27:57
15	12/14	vs. GB	[W]	18	4	13	1	10-16	338	63	5.4	84	28	3.0	254	3-24	278	32/	20/	1	2-43.5	3-30	1-0	16	1	0	1	0	0	1/1	-	3/3	32:03
16	12/18	vs. IND	[L]	20	1	17	2	6-10	396	52	7.6	32	18	1.8	364	0-0	364	34/	29/	0	2-41.0	6-50	0-0	31	4	0	3	1	0	4/4	-	1/2	28:07
17	12/28	at BAL	[L]	20	8	11	1	5-14	431	62	7.0	127	34	3.7	304	3-18	322	25/	18/	0	4-38.3	7-55	1-0	27	3	3	0	0	0	3/3	-	2/3	32:02
Totals			5-11	289	98	166	25	82-200	5,295	922	5.7	1,709	428	4.0	3,586	29-191	3,777	465/	297/	13	67-43.0	80-691	15-4	367	41	14	25	2	0	40/40	0/1	27/30	28:38

JACKSONVILLE JAGUARS 2007 OFFENSE GAME-BY-GAME

Wk.	Date	Opp	FIRST DOWNS			3 <sup>RD</sup>			TOT. OFFENSE			RUSHING			PASSING			PUNTS			FUM.			T.O.P.										
			Tot	Run	Pass	Pen	DOWN	Yards	Plays	Avg.	Yards	Att.	Avg.	Net	Sacks	Gross	Att./	Cmp./	Int.	Avg.	Yards	Pen.	Lost		Pts.	TD	Rn	Ps	Rt	Sfty	PAT	2PT	FGs	
1	9/9	vs. TEN	[L]	13	5	6	2	5-12	272	50	5.4	75	17	4.4	197	3-7	204	30/	17/	0	5-42.2	4-45	1-1	10	1	0	1	0	0	1/1	-	1/1	23:05	
2	9/16	vs. ATL	[W]	17	5	12	0	5-14	364	63	5.8	113	34	3.3	251	4-21	272	25/	17/	0	4-33.5	11-91	1-0	13	1	0	1	0	0	1/1	-	2/2	34:15	
3	9/23	at DEN	[W]	21	11	9	1	8-16	326	70	4.7	186	47	4.0	140	3-14	154	20/	14/	0	2-40.0	3-14	2-2	23	2	1	1	0	0	2/2	-	3/3	38:42	
5	10/7	at KC	[W]	20	7	12	1	8-15	357	66	5.4	156	35	4.5	201	4-17	218	27/	20/	0	4-45.0	5-30	0-0	17	2	1	1	0	0	2/2	-	1/2	36:43	
6	10/14	vs. HOU	[W]	25	9	13	3	5-10	457	61	7.5	244	26	9.4	213	1-8	221	34/	22/	0	0-0.0	3-28	3-3	37	5	2	2	1	0	4/5	-	1/2	29:20	
7	10/22	vs. IND	[L]	18	9	8	1	5-13	226	66	3.4	117	27	4.3	109	3-19	128	36/	17/	2	1-47.0	2-20	2-1	7	1	1	0	0	0	1/1	-	0/0	25:53	
8	10/28	at TB	[W]	12	6	6	0	4-16	219	62	3.5	133	44	3.0	86	2-14	100	16/	7/	0	8-45.5	5-45	1-0	24	3	1	1	1	0	3/3	-	1/1	32:05	
9	11/4	at NO	[L]	18	4	13	1	6-13	432	58	7.4	88	23	3.8	344	2-10	354	33/	20/	3	5-38.6	4-38	0-0	24	3	0	2	1	0	3/3	-	1/1	26:06	
10	11/11	at TEN	[W]	19	10	7	2	6-16	262	68	3.9	166	44	3.8	96	1-5	101	23/	13/	0	5-43.0	4-35	1-1	28	4	3	1	0	0	4/4	-	0/0	34:23	
11	11/18	vs. SD	[W]	18	8	9	1	5-14	311	61	5.1	122	37	3.3	189	0-0	189	24/	15/	0	5-40.6	5-42	0-0	24	3	1	2	0	0	3/3	-	1/1	32:57	
12	11/25	vs. BUF	[W]	21	6	14	1	9-16	416	64	6.5	124	26	4.8	292	1-4	296	37/	23/	0	1-51.0	1-5	1-1	36	3	2	1	0	0	3/3	-	5/5	29:15	
13	12/2	at IND	[L]	27	12	14	1	6-10	411	63	6.5	168	31	5.4	243	3-14	257	29/	24/	1	0-0.0	8-64	1-1	25	3	1	2	0	0	2/2	1/1	1/2	35:45	
14	12/9	vs. CAR	[W]	24	8	14	2	9-17	427	75	5.7	178	38	4.7	249	0-0	249	37/	21/	0	1-26.0	6-40	2-1	37	4	1	2	1	0	4/4	-	3/3	38:58	
15	12/16	at PIT	[W]	25	13	11	1	5-14	421	75	5.6	224	42	5.3	197	0-0	197	33/	17/	1	5-29.0	1-10	0-0	29	4	1	3	0	0	2/3	0/1	1/1	37:39	
16	12/23	vs. OAK	[W]	26	9	13	4	7-11	437	56	7.8	201	28	7.2	236	2-17	253	26/	16/	1	4-50.3	6-42	2-1	49	7	3	4	0	0	7/7	-	0/0	27:12	
17	12/30	at HOU	[L]	24	5	19	0	7-12	381	64	6.0	96	23	4.2	285	2-17	302	39/	25/	0	4-49.8	8-45	1-1	28	4	0	4	0	0	4/4	-	0/0	31:47	
<b>Totals</b>				11-5	328	127	180	21	100-219	5,719	1,022	5.6	2,391	522	4.6	3,328	31-167	3,495	469/	288/	8	54-41.6	76-594	18-13	411	50	18	28	4	0	46/48	1/2	21/24	32:08
WC 1/5 at PIT			[W]	14	8	5	1	4-11	239	54	4.4	135	29	4.7	104	4-36	140	21/	9/	2	4-50.0	6-40	0-0	31	4	2	1	1	0	4/4	-	1/2	27:01	
DIV 1/12 at NE			[L]	22	4	15	3	4-10	350	56	6.3	80	22	3.6	270	1-8	278	33/	22/	1	1-50.0	5-42	2-1	20	2	0	2	0	0	2/2	-	2/2	27:18	

JACKSONVILLE JAGUARS 2007 DEFENSE GAME-BY-GAME

Wk.	Date	Opp	FIRST DOWNS			3 <sup>RD</sup>			TOT. OFFENSE			RUSHING			PASSING			PUNTS			FUM.			T.O.P.										
			Tot	Run	Pass	Pen	DOWN	Yards	Plays	Avg.	Yards	Att.	Avg.	Net	Sacks	Gross	Att./	Cmp./	Int.	Avg.	Yards	Pen.	Lost		Pts.	TD	Rn	Ps	Rt	Sfty	PAT	2PT	FGs	
1	9/9	vs. TEN	[L]	22	15	5	2	6-12	350	69	5.1	282	49	5.8	68	2-10	78	18/	11/	1	3-30.0	4-29	3-1	13	1	1	0	0	0	1/1	-	2/2	36:55	
2	9/16	vs. ATL	[W]	13	3	9	1	7-14	248	52	4.8	82	25	3.3	166	7-34	200	20/	12/	0	5-39.2	5-44	0-0	7	1	1	0	0	0	1/1	-	0/2	25:45	
3	9/23	at DEN	[W]	11	2	9	0	4-8	265	42	6.3	47	18	2.6	218	1-4	222	23/	16/	1	2-63.0	6-36	2-2	14	2	1	1	0	0	2/2	-	0/0	21:18	
5	10/7	at KC	[W]	14	0	14	0	4-14	271	56	4.8	10	10	1.0	261	3-18	279	43/	25/	1	7-46.0	3-25	1-0	7	1	0	1	0	0	1/1	-	0/1	23:17	
6	10/14	vs. HOU	[W]	23	5	18	0	2-10	390	69	5.7	61	24	2.5	329	2-12	341	43/	30/	1	2-44.5	8-58	2-2	17	1	0	1	0	0	0/0	1/1	3/3	30:40	
7	10/22	vs. IND	[L]	24	12	10	2	7-14	384	72	5.3	141	33	4.3	243	2-16	259	37/	23/	1	3-40.3	4-27	1-0	29	3	2	1	0	1	3/3	-	2/2	34:07	
8	10/28	at TB	[W]	18	5	12	1	4-14	385	64	6.0	136	21	6.5	249	2-18	267	41/	19/	3	6-44.5	7-74	0-0	23	2	1	1	0	0	2/2	-	3/3	27:55	
9	11/4	at NO	[L]	32	6	25	1	4-10	538	75	7.2	103	25	4.1	435	1-10	445	49/	35/	0	3-44.3	2-20	2-1	41	5	1	3	1	0	5/5	-	2/4	33:54	
10	11/11	at TEN	[W]	17	2	14	1	4-15	292	64	4.6	62	19	3.3	230	4-27	257	41/	24/	2	5-44.0	9-56	2-1	13	1	0	1	0	0	1/1	-	2/2	25:37	
11	11/18	vs. SD	[W]	18	6	11	1	4-12	388	60	6.5	79	20	4.0	309	0-0	309	40/	22/	2	4-44.8	4-31	0-0	17	2	1	1	0	0	2/2	-	1/1	27:03	
12	11/25	vs. BUF	[W]	20	5	14	1	9-16	297	65	4.6	94	24	3.9	203	1-8	211	40/	27/	2	4-37.8	5-29	1-1	14	2	1	1	0	0	2/2	-	0/0	30:45	
13	12/2	at IND	[L]	19	4	14	1	10-13	342	55	6.2	63	25	2.5	279	1-9	288	29/	20/	1	2-38.0	2-15	0-0	28	4	0	4	0	0	4/4	-	0/0	24:15	
14	12/9	vs. CAR	[W]	10	3	6	1	2-12	149	54	2.8	50	15	3.3	99	1-6	105	38/	16/	1	5-48.4	5-50	1-1	6	0	0	0	0	0/0	-	2/2	21:02		
15	12/16	at PIT	[W]	13	7	6	0	5-13	217	55	3.9	111	17	6.5	106	5-40	146	33/	16/	0	7-40.9	4-34	2-0	22	3	0	3	0	0	2/2	1/1	0/0	22:21	
16	12/23	vs. OAK	[W]	13	7	6	0	3-15	215	65	3.3	110	30	3.7	105	4-24	129	31/	13/	3	6-49.5	11-88	3-1	11	1	0	1	0	0	0/0	1/1	1/1	32:48	
17	12/30	at HOU	[L]	19	10	8	1	5-9	290	53	5.5	170	34	5.0	120	1-8	128	18/	11/	1	2-36.5	3-20	0-0	42	6	3	1	2	0	6/6	-	0/0	28:13	
<b>Totals</b>				11-5	286	92	181	13	80-201	5,021	970	5.2	1,605	390	4.1	3,416	37-244	3,660	543/	319/	20	66-43.5	82-636	20-10	304	35	12	20	3	1	32/32	3/3	18/23	27:52
WC 1/5 at PIT			[W]	24	5	17	2	7-14	340	74	4.6	43	26	1.7	297	6-40	337	42/	29/	3	4-44.3	5-50	1-1	29	4	2	2	0	0	2/2	0/2	1/1	32:59	
DIV 1/12 at NE			[L]	24	11	12	1	6-10	403	58	6.9	145	29	5.0	258	1-4	262	28/	26/	0	1-30.0	6-74	0-0	31	4	1	3	0	0	4/4	-	1/2	32:42	



JACKSONVILLE JAGUARS 2006 OFFENSE GAME-BY-GAME

Wk.	Date	Opp	FIRST DOWNS			TOT. OFFENSE			RUSHING			PASSING			PUNTS			FUM.			T.O.P.												
			Tot	Run	Pass	Pen	3 <sup>RD</sup>	Downs	Yards	Plays	Avg.	Yards	Att.	Avg.	Net	Sacks	Gross	Att./	Cmp./	Int.		Avg.	Yards	Pen.	Lost	Pts.	TD	Rn	Ps	Rt	Sfty	PAT	2PT
1	9/10	vs. DAL	[W]	22	6	14	2	5-13	307	67	4.6	78	32	2.4	229	1-8	237	34/	23/	1	6-44.0	2-41	1-0	24	3	2	1	0	0	3/3	-	1/2	34:12
2	9/18	vs. PIT	[W]	17	3	13	1	6-18	362	70	5.2	110	30	3.7	252	1-8	260	39/	26/	1	6-41.8	10-86	1-0	9	0	0	0	0	0	0/0	-	3/3	37:25
3	9/24	at IND	[L]	20	12	7	1	9-16	297	69	4.3	191	40	4.8	106	1-1	107	28/	16/	2	4-46.5	4-38	0-0	14	2	1	1	0	0	2/2	-	0/2	39:24
4	10/1	at WAS	[L]	12	2	10	0	2-13	307	54	5.7	32	16	2.2	275	4-15	290	34/	20/	1	5-49.2	4-35	1-1	30	3	0	3	0	0	3/3	-	3/3	25:17
5	10/8	vs. NYJ	[W]	19	8	9	2	6-13	312	60	5.2	181	39	4.6	131	1-9	140	20/	9/	0	4-38.5	9-62	0-0	41	5	3	2	0	0	5/5	-	2/2	32:02
7	10/22	at HOU	[L]	14	7	5	2	3-12	220	54	4.1	102	25	4.1	118	1-7	125	28/	14/	0	7-42.1	7-35	2-2	7	1	1	0	0	1/1	-	0/0	26:30	
8	10/29	at PHI	[W]	16	13	3	0	4-14	285	64	4.5	209	46	4.5	76	1-11	87	17/	10/	0	5-39.8	5-44	2-1	13	1	1	0	0	1/1	-	2/2	36:51	
9	11/5	vs. TEN	[W]	17	8	8	1	5-13	342	54	6.3	173	30	5.8	169	2-8	177	22/	12/	0	5-41.0	4-20	0-0	37	4	0	3	1	0	4/4	-	3/3	30:11
10	11/12	vs. HOU	[L]	16	6	9	1	5-10	322	55	5.9	118	19	6.2	204	2-10	214	34/	15/	4	4-36.5	9-65	1-0	10	1	1	0	0	1/1	-	1/1	22:27	
11	11/20	vs. NYG	[W]	21	8	13	0	9-18	414	75	5.5	165	43	3.8	249	0-0	249	32/	19/	0	4-36.8	9-65	2-1	26	2	2	0	0	2/2	-	4/4	40:19	
12	11/26	at BUF	[L]	19	11	7	1	1-11	323	60	5.4	207	35	5.9	116	3-16	132	22/	16/	0	6-38.7	10-108	2-1	24	3	1	2	0	0	3/3	-	1/2	32:10
13	12/3	at MIA	[W]	18	8	10	0	7-12	353	57	6.2	150	31	4.8	203	4-26	229	22/	16/	0	3-38.3	7-60	1-1	24	3	1	2	0	0	3/3	-	1/1	36:56
14	12/10	vs. IND	[W]	23	16	4	3	2-9	447	57	7.8	375	42	8.9	72	1-7	79	14/	8/	1	1-20.0	3-31	0-0	44	5	4	0	1	0	5/5	-	3/4	31:37
15	12/17	at TEN	[L]	23	9	13	1	10-19	396	82	4.8	193	41	4.7	203	4-30	233	37/	22/	3	2-37.5	2-25	1-1	17	2	1	1	0	0	2/2	-	1/1	44:22
16	12/24	vs. NE	[L]	12	3	8	1	5-12	339	46	7.4	144	22	6.5	195	1-0	195	23/	17/	0	5-38.8	7-60	2-1	21	3	2	1	0	0	3/3	-	0/1	22:47
17	12/31	at KC	[L]	24	7	14	3	6-14	397	65	6.1	113	22	5.1	284	3-22	306	40/	23/	1	6-31.8	5-35	0-0	30	4	3	1	0	0	3/3	0-1	1/1	29:22
<b>Totals</b>			8-8	293	127	147	19	85-217	5,423	989	5.5	2,541	513	5.0	2,882	30-178	3,060	446/	266/	14	73-40.0	97-806	16-9	371	42	23	17	2	0	41/41	0-1	26/32	32:11

JACKSONVILLE JAGUARS 2006 DEFENSE GAME-BY-GAME

Wk.	Date	Opp	FIRST DOWNS			TOT. OFFENSE			RUSHING			PASSING			PUNTS			FUM.			T.O.P.												
			Tot	Run	Pass	Pen	3 <sup>RD</sup>	Downs	Yards	Plays	Avg.	Yards	Att.	Avg.	Net	Sacks	Gross	Att./	Cmp./	Int.		Avg.	Yards	Pen.	Lost	Pts.	TD	Rn	Ps	Rt	Sfty	PAT	2PT
1	9/10	vs. DAL	[W]	14	4	9	1	6/15	323	57	5.7	88	22	4.0	235	2-11	246	33/	16/	3	5-53.2	9-93	0-0	17	2	1	1	0	0	2/2	-	1/2	25:48
2	9/18	vs. PIT	[W]	9	0	7	2	3/13	153	48	3.2	26	14	1.9	127	2-14	141	32/	17/	2	8-44.8	3-25	1-0	0	0	0	0	0	0	0/0	-	0/0	22:35
3	9/24	at IND	[L]	14	4	10	0	6/13	272	53	5.1	63	20	3.2	209	2-10	219	31/	14/	0	7-43.3	4-35	0-0	21	3	1	1	1	0	3/3	-	0/0	20:36
4	10/1	at WAS	[L]	22	11	11	0	7/14	481	70	6.9	152	40	3.8	329	0-0	329	30/	18/	1	5-30.8	4-40	1-1	36	4	1	3	0	0	3/3	-	3/3	36:32
5	10/8	vs. NYJ	[W]	11	6	3	2	3/14	177	58	3.1	132	34	3.9	45	6-26	71	18/	10/	3	6-40.8	6-59	1-1	0	0	0	0	0	0/0	-	0/0	27:58	
7	10/22	at HOU	[L]	21	10	10	1	5/14	349	69	5.1	131	34	3.9	218	1-6	224	34/	25/	0	5-43.4	3-17	0-0	27	3	1	2	0	0	3/3	-	2/3	33:30
8	10/29	at PHI	[W]	14	4	9	1	4/14	227	58	3.9	85	20	4.3	142	4-19	161	34/	18/	0	7-44.0	8-50	0-0	6	0	0	0	0	0/0	-	2/2	23:09	
9	11/5	vs. TEN	[W]	14	5	8	1	5/18	262	69	3.8	108	32	3.4	154	1-9	163	36/	15/	3	7-46.7	4-20	1-0	7	1	0	1	0	0	1/1	-	0/0	29:49
10	11/12	vs. HOU	[L]	21	9	9	3	8/19	306	80	3.8	148	42	3.5	158	3-18	176	35/	17/	0	5-34.2	6-51	1-0	13	1	1	0	0	1/1	-	2/4	37:33	
11	11/20	vs. NYG	[W]	13	3	8	2	4/13	247	56	4.4	25	14	1.8	222	1-8	230	41/	19/	2	6-40.2	5-35	1-1	10	1	0	1	0	0	1/1	-	1/1	19:41
12	11/26	at BUF	[L]	13	3	8	2	3/10	241	51	4.7	72	23	3.1	169	0-0	169	28/	21/	1	6-44.2	4-55	3-0	27	3	2	0	1	0	3/3	-	2/2	27:50
13	12/3	at MIA	[W]	20	7	12	1	7/14	309	65	4.8	68	19	3.6	241	4-26	267	42/	27/	2	3-41.0	1-10	0-0	10	1	0	1	0	0	1/1	-	1/2	29:04
14	12/10	vs. IND	[W]	23	6	15	2	7/16	339	72	4.7	34	20	1.7	305	2-8	313	50/	25/	1	6-32.3	7-71	0-0	17	2	2	0	0	2/2	-	1/1	28:23	
15	12/17	at TEN	[L]	5	2	3	0	0/8	98	34	2.9	41	16	2.6	57	3-28	85	15/	8/	0	5-43.8	4-40	1-0	24	3	0	0	3	0	3/3	-	1/2	15:38
16	12/24	vs. NE	[L]	22	10	10	2	8/16	359	70	5.1	117	30	3.9	242	1-7	249	39/	28/	0	5-35.0	7-51	0-0	24	3	2	1	0	0	3/3	-	1/2	37:13
17	12/31	at KC	[L]	23	10	11	2	7/16	395	68	5.8	170	40	4.3	225	3-10	235	25/	16/	2	4-39.5	5-32	2-1	35	5	3	1	1	0	5/5	-	0/0	30:38
<b>Totals</b>			8-8	259	94	143	22	83-227	4,538	978	4.6	1,460	420	3.5	3,078	35-200	3,278	523/	294/	20	90-41.4	80-684	12-4	274	32	14	12	6	0	31/31	-	17/24	27:49

JACKSONVILLE JAGUARS 2005 OFFENSE GAME-BY-GAME

Wk.	Date	Opp	FIRST DOWNS			3 <sup>RD</sup>			TOT. OFFENSE			RUSHING			PASSING			PUNTS			FUM. Tot.			T.O.P.									
			Tot	Run	Pass	Pen	DOWN	Yards	Plays	Avg.	Net	Sacks	Gross	Att./	Cmp./	Int.	Avg.	Yards	Lost	Pts.	TD	Rn	Ps		Rt	Sfty	PAT	2PT	FGs				
1	9/11	vs. SEA	[W]	18	4	13	1	4-13	362	66	5.5	119	31	3.8	243	3-15	258	32/	18/	0	4-44.0	6-31	1-0	26	2	0	2	0	0	2/2	-	4/5	34:11
2	9/18	at IND	[L]	12	4	7	1	6-15	303	59	5.1	128	24	5.3	175	6-23	198	29/	16/	0	7-45.6	7-60	6-0	3	0	0	0	0	0/0	-	1/2	31:20	
3	9/25	at NYJ	[W]	16	8	7	1	10-20	308	73	4.2	139	47	3.0	169	2-8	177	24/	16/	1	6-50.0	9-85	3-2	26	3	1	2	0	0	2/2	-	2/2	40:31
4	10/2	vs. DEN	[L]	13	1	10	2	3-9	241	47	5.1	12	11	1.1	229	2-11	240	34/	20/	2	6-41.8	15-119	3-2	7	1	0	1	0	0	1/1	-	0/0	21:55
5	10/9	vs. CIN	[W]	19	8	7	4	2-11	342	61	5.6	181	37	4.9	161	0-0	161	24/	10/	0	5-39.8	10-98	1-1	23	2	0	2	0	0	2/2	-	3/3	29:25
6	10/16	at PIT	[W]	17	6	9	2	7-19	246	73	3.4	93	35	2.7	153	3-24	177	35/	19/	1	9-46.9	10-106	1-0	23	3	1	1	1	0	2/2	-	1/1	36:09
8	10/30	at STL	[L]	16	6	10	0	6-14	427	61	7.0	221	28	7.9	206	2-7	213	31/	18/	1	3-25.7	4-25	1-1	21	3	1	2	0	0	3/3	-	0/2	31:22
9	11/6	vs. HOU	[W]	18	4	12	2	6-12	312	54	5.8	98	27	3.6	214	2-4	218	25/	19/	0	6-37.8	6-45	1-0	21	3	2	1	0	0	3/3	-	0/0	29:04
10	11/13	vs. BAL	[W]	20	8	10	2	5-14	338	66	5.1	133	35	3.8	205	1-6	211	30/	16/	0	5-40.6	5-42	0-0	30	3	1	1	1	0	3/3	-	3/3	34:29
11	11/20	at TEN	[W]	22	5	15	2	10-17	295	70	4.2	49	30	1.6	246	2-12	258	38/	22/	0	6-50.2	3-15	1-1	31	4	1	3	0	0	4/4	-	1/1	31:54
12	11/27	at AZ	[W]	19	8	9	2	8-15	295	61	4.8	162	33	4.9	133	0-0	133	28/	14/	0	4-39.0	11-81	0-0	24	3	2	0	1	0	3/3	-	1/2	31:41
13	12/4	at CLE	[W]	17	7	8	2	5-13	237	59	4.0	122	38	3.8	115	1-1	116	20/	11/	1	4-41.3	5-50	0-0	20	2	0	2	0	0	2/2	-	2/2	29:43
14	12/11	vs. IND	[L]	18	5	12	1	3-11	324	58	5.6	74	23	3.2	250	0-0	250	35/	26/	0	5-38.6	7-65	4-3	18	2	1	1	0	0	1/1	1/1	1/1	26:02
15	12/18	vs. SF	[W]	21	6	13	2	6-17	336	77	4.4	134	35	3.8	202	2-14	216	40/	21/	0	8-39.3	10-84	0-0	10	1	1	0	0	0	1/1	-	1/2	35:40
16	12/24	at HOU	[W]	30	11	14	5	5-11	448	67	6.7	172	33	5.2	276	3-16	292	31/	18/	0	2-49.0	6-50	2-0	38	5	4	1	0	0	5/5	-	1/2	32:18
17	1/1	vs. TEN	[W]	25	6	14	5	7-14	335	69	4.9	122	35	3.5	213	3-21	234	31/	19/	0	3-38.7	7-50	2-1	40	5	3	2	0	0	4/5	-	2/2	34:11
<b>Totals</b>	<b>12-4</b>	<b>301</b>	<b>97</b>	<b>170</b>	<b>34</b>	<b>93-225</b>	<b>5,149</b>	<b>1,021</b>	<b>5.0</b>	<b>1,959</b>	<b>502</b>	<b>3.9</b>	<b>3,190</b>	<b>32-162</b>	<b>3,352</b>	<b>487/</b>	<b>283/</b>	<b>6</b>	<b>83-42.4</b>	<b>121-1006</b>	<b>27-11</b>	<b>361</b>	<b>42</b>	<b>18</b>	<b>21</b>	<b>3</b>	<b>0</b>	<b>38/39</b>	<b>1/1</b>	<b>23/30</b>	<b>31:33</b>		
<b>WC 1/7/05 at NE</b>	<b>[L]</b>	<b>15</b>	<b>1</b>	<b>14</b>	<b>0</b>	<b>1-12</b>	<b>292</b>	<b>62</b>	<b>4.7</b>	<b>87</b>	<b>17</b>	<b>5.1</b>	<b>205</b>	<b>6-42</b>	<b>247</b>	<b>39/</b>	<b>21/</b>	<b>1</b>	<b>5-41.8</b>	<b>8-40</b>	<b>2-1</b>	<b>3</b>	<b>0</b>	<b>0</b>	<b>0</b>	<b>0</b>	<b>0/0</b>	-	<b>1/2</b>	<b>29:34</b>			

JACKSONVILLE JAGUARS 2005 DEFENSE GAME-BY-GAME

Wk.	Date	Opp	FIRST DOWNS			3 <sup>RD</sup>			TOT. OFFENSE			RUSHING			PASSING			PUNTS			FUM. Tot.			T.O.P.									
			Tot	Run	Pass	Pen	DOWN	Yards	Plays	Avg.	Net	Sacks	Gross	Att./	Cmp./	Int.	Avg.	Yards	Lost	Pts.	TD	Rn	Ps		Rt	Sfty	PAT	2PT	FGs				
1	9/11	vs. SEA	[W]	20	5	13	2	3-9	322	58	5.6	97	19	5.1	225	3-21	246	37/	21/	1	5-46.0	5-29	3-3	14	2	0	2	0	0	2/2	-	0/0	25:49
2	9/18	at IND	[L]	18	10	7	1	7-16	268	66	4.1	146	38	3.8	122	0-0	122	28/	13/	2	7-46.1	6-45	0-0	10	1	1	0	0	0	1/1	-	1/1	28:40
3	9/25	at NYJ	[W]	12	4	5	3	3-12	168	51	3.3	89	25	3.6	79	4-16	95	22/	11/	2	7-48.6	6-44	3-1	20	2	1	0	1	0	2/2	-	2/2	25:34
4	10/2	vs. DEN	[L]	24	9	12	3	5-15	306	73	4.2	188	44	4.3	118	3-18	136	26/	19/	0	4-48.5	5-30	0-0	20	2	0	2	0	0	2/2	-	2/4	38:05
5	10/9	vs. CIN	[W]	20	6	12	2	4-13	364	61	6.0	132	26	5.1	232	2-7	239	33/	22/	0	6-36.0	12-94	2-1	20	2	0	2	0	0	2/2	-	2/2	30:35
6	10/16	at PIT	[W]	16	3	7	6	1-12	218	60	3.6	73	30	2.4	145	2-9	154	28/	11/	3	6-31.7	7-80	2-1	17	2	0	1	1	0	2/2	-	1/2	27:27
8	10/30	at STL	[L]	15	7	7	1	4-12	386	56	6.9	200	33	6.1	186	2-14	200	21/	13/	3	5-40.8	9-59	0-0	24	3	0	2	1	0	3/3	-	1/1	28:38
9	11/6	vs. HOU	[W]	17	7	10	0	4-12	279	59	4.7	88	23	3.8	191	6-28	219	30/	22/	0	5-44.0	4-30	5-1	14	2	1	1	0	0	2/2	-	0/0	30:56
10	11/13	vs. BAL	[W]	8	2	5	1	4-14	163	54	3.0	53	17	3.1	110	4-32	142	33/	19/	3	7-44.6	9-86	0-0	3	0	0	0	0	0	0/0	-	1/1	25:31
11	11/20	at TEN	[W]	16	4	11	1	5-13	254	54	4.7	63	21	3.0	191	3-17	208	30/	20/	1	8-46.6	11-73	0-0	28	4	1	2	1	0	4/4	-	0/0	28:06
12	11/27	at AZ	[W]	23	2	16	5	3-11	368	65	5.7	67	16	4.2	301	3-14	315	46/	29/	1	4-40.0	11-105	1-1	17	2	0	2	0	0	2/2	-	1/2	28:19
13	12/4	at CLE	[W]	15	4	9	2	4-12	303	57	5.3	98	32	3.1	205	5-21	226	20/	13/	0	6-37.2	7-97	1-0	14	2	0	2	0	0	2/2	-	0/1	30:17
14	12/11	vs. IND	[L]	25	3	19	3	6-14	399	74	5.4	99	34	2.9	300	3-24	324	37/	24/	0	3-46.3	5-47	0-0	26	2	0	2	0	0	2/2	-	4/4	33:58
15	12/18	vs. SF	[W]	11	4	3	4	1-13	217	51	4.3	110	25	4.4	107	2-16	123	24/	8/	1	8-41.9	8-56	1-0	9	0	0	0	0	0	0/0	-	3/3	24:20
16	12/24	at HOU	[W]	18	4	13	1	7-13	370	62	6.0	107	29	3.7	263	4-32	295	29/	19/	1	2-32.0	7-40	1-0	20	2	0	2	0	0	2/2	-	2/4	27:42
17	1/1	vs. TEN	[W]	15	5	9	1	6-14	270	62	4.4	99	22	4.5	171	1-8	179	39/	21/	1	5-48.0	18-140	2-1	13	2	0	2	0	0	1/2	-	0/0	25:49
<b>Totals</b>	<b>12-4</b>	<b>273</b>	<b>79</b>	<b>158</b>	<b>36</b>	<b>67-205</b>	<b>4,655</b>	<b>963</b>	<b>4.8</b>	<b>1,709</b>	<b>434</b>	<b>3.9</b>	<b>2,946</b>	<b>47-277</b>	<b>3,223</b>	<b>482/</b>	<b>285/</b>	<b>19</b>	<b>88-42.8</b>	<b>130-1055</b>	<b>21-9</b>	<b>269</b>	<b>30</b>	<b>4</b>	<b>22</b>	<b>4</b>	<b>0</b>	<b>29/30</b>	-	<b>20/27</b>	<b>28:27</b>		
<b>WC 1/7/05 at NE</b>	<b>[L]</b>	<b>17</b>	<b>6</b>	<b>10</b>	<b>1</b>	<b>7-14</b>	<b>307</b>	<b>59</b>	<b>5.2</b>	<b>118</b>	<b>28</b>	<b>4.2</b>	<b>189</b>	<b>4-12</b>	<b>201</b>	<b>27/</b>	<b>15/</b>	<b>0</b>	<b>5-39.2</b>	<b>4-32</b>	<b>4-0</b>	<b>28</b>	<b>4</b>	<b>0</b>	<b>3</b>	<b>1</b>	<b>0</b>	<b>4/4</b>	-	<b>0/0</b>	<b>30:26</b>		

JACKSONVILLE JAGUARS 2004 OFFENSE GAME-BY-GAME

Wk.	Date	Opp	FIRST DOWNS			TOT. OFFENSE			RUSHING			PASSING			PUNTS			FUM.			T.O.P.										
			Tot	Run	Pass	Pen	3 <sup>RD</sup>	Yards	Plays	Avg.	Yards	Att.	Avg.	Net	Sacks	Gross	Att./Cmp./Int.	Avg.	Yards	Pen.		Lost	Pts.	TD	Rn	Ps	Rt	Sfty	PAT	2PT	FGs
1	9/12	at BUF	[W]	14	4	8	2	2-13	225	61	3.7	83	23	3.6	142	2-5	147	36/18/2	6-47.0	9-50	0-0	13	1	0	1	0	0	1-1	-	2-2	26:07
2	9/19	vs DEN	[W]	8	2	4	2	1-10	176	40	4.4	67	22	3.0	109	2-11	120	16/8/0	9-44.1	10-85	1-0	7	1	0	1	0	0	1-1	-	0-0	22:52
3	9/26	at TEN	[W]	15	7	6	2	3-11	253	51	5.0	136	29	4.7	117	2-7	124	20/14/0	7-39.0	9-87	3-0	15	2	1	1	0	0	1-1	1-1	0-0	28:46
4	10/3	vs IND	[L]	23	5	16	2	8-15	408	73	5.6	97	31	3.1	311	1-7	318	41/29/0	1-33.0	5-28	2-1	17	1	0	1	0	0	--	1-1	3-4	35:33
5	10/10	at SD	[L]	28	6	19	3	7-14	429	75	5.7	80	18	4.4	349	3-8	357	54/36/2	3-38.7	5-33	1-1	21	3	2	1	0	0	3-3	-	0-0	30:02
6	10/17	vs KC	[W]	19	4	14	1	6-13	378	63	6.0	101	23	4.4	277	4-21	298	36/24/0	5-46.0	5-46	0-0	22	3	1	2	0	0	2-2	1-1	0-1	30:00
7	10/24	at IND	[W]	20	5	15	0	5-11	414	60	6.9	128	27	4.7	286	3-14	300	30/23/1	1-36.0	6-48	2-1	27	2	0	2	0	0	1-1	1-1	4-4	34:34
8	10/31	at HOU	[L]	14	3	10	1	4-12	287	55	5.2	39	12	3.3	248	1-7	255	42/27/2	4-47.0	11-80	1-0	6	0	0	0	0	0	--	-	2-3	24:54
10	11/14	vs DET	ot	[W]	22	10	11	12-22	415	89	4.7	239	50	4.8	176	3-22	198	36/19/0	8-39.6	10-99	0-0	23	3	1	2	0	0	2-2	-	1-1	41:44
11	11/21	vs TEN	[L]	18	9	8	1	3-13	274	61	4.5	151	32	4.7	123	2-6	129	27/13/1	6-40.8	3-22	1-1	15	1	1	0	0	1	1-1	-	2-3	31:32
12	11/28	at MIN	[L]	18	7	10	1	7-15	379	63	6.0	154	27	5.7	225	2-10	235	34/19/0	2-54.0	6-45	3-2	16	1	0	1	0	0	1-1	-	3-3	31:17
13	12/5	vs PIT	[L]	20	5	11	4	6-14	359	63	5.7	100	34	2.9	259	2-9	268	27/16/0	3-47.7	3-25	1-0	16	1	0	1	0	0	1-1	-	3-5	34:37
14	12/12	vs CH	[W]	22	5	13	4	4-15	332	73	4.5	90	28	3.2	242	0-0	242	45/25/1	8-42.6	8-75	1-0	22	2	0	2	0	1	2-2	-	2-2	35:43
15	12/19	at GB	[W]	19	8	6	5	3-11	312	57	5.5	197	36	5.5	115	1-6	121	20/9/0	7-36.6	7-85	3-2	28	4	2	2	0	0	4-4	-	0-0	30:42
16	12/26	vs HOU	[L]	6	4	2	0	1-10	126	44	2.9	95	20	4.8	31	3-23	54	21/10/1	7-45.3	5-45	3-2	0	0	0	0	0	0	0-0	-	0-1	21:02
17	1/2	at OAK	[W]	13	4	8	1	8-1	242	63	3.8	93	34	2.7	149	1-0	149	28/15/1	7-43.6	7-87	1-1	13	1	1	0	0	0	1-1	-	2-2	30:53
<b>Totals</b>				<b>9-7</b>	<b>279</b>	<b>88</b>	<b>161</b>	<b>30</b>	<b>5,009</b>	<b>991</b>	<b>5.1</b>	<b>1,850</b>	<b>446</b>	<b>4.2</b>	<b>3,159</b>	<b>32-156</b>	<b>3,315</b>	<b>513/305/11</b>	<b>84-42.8</b>	<b>109-940</b>	<b>23-11</b>	<b>261</b>	<b>26</b>	<b>9</b>	<b>17</b>	<b>0</b>	<b>2</b>	<b>21-21</b>	<b>4-4</b>	<b>24-31</b>	<b>30-28</b>

JACKSONVILLE JAGUARS 2004 DEFENSE GAME-BY-GAME

Wk.	Date	Opp	FIRST DOWNS			TOT. OFFENSE			RUSHING			PASSING			PUNTS			FUM.			T.O.P.										
			Tot	Run	Pass	Pen	3 <sup>RD</sup>	Yards	Plays	Avg.	Yards	Att.	Avg.	Net	Sacks	Gross	Att./Cmp./Int.	Avg.	Yards	Pen.		Lost	Pts.	TD	Rn	Ps	Rt	Sfty	PAT	2PT	FGs
1	9/12	at BUF	[W]	16	5	10	1	7-14	242	63	3.8	95	36	2.6	147	1-6	153	26/17/0	5-44.6	7-78	3-2	10	1	0	1	0	0	1-1	-	1-2	33:53
2	9/19	vs DEN	[W]	20	4	13	3	6-17	356	74	4.8	106	35	3.0	250	0-0	250	39/23/0	7-41.4	7-57	3-1	6	0	0	0	0	0	0-0	-	2-3	37:08
3	9/26	at TEN	[W]	13	5	7	1	6-13	249	56	4.4	119	26	4.6	130	3-13	143	27/16/1	4-52.3	6-56	2-0	12	1	1	0	0	0	0-0	0-1	2-2	31:14
4	10/3	vs IND	[L]	23	7	14	2	3-8	337	56	6.0	117	27	4.3	220	0-0	220	29/20/1	3-48.0	3-26	0-0	24	3	1	2	0	0	3-3	-	1-1	24:27
5	10/10	at SD	[L]	18	8	10	0	9-15	386	62	6.2	176	35	5.0	210	1-1	211	26/17/0	4-41.5	4-44	0-0	34	4	2	2	0	0	4-4	-	2-2	29:58
6	10/17	vs KC	[W]	19	3	15	1	6-13	350	60	5.8	77	21	3.7	273	6-42	315	33/23/1	5-42.4	5-30	3-0	16	2	0	2	0	0	1-2	-	1-2	30:00
7	10/24	at IND	[W]	23	5	17	1	6-10	446	59	7.6	87	18	4.8	359	1-9	368	40/27/0	3-48.0	12-62	2-2	24	3	0	3	0	0	3-3	-	1-1	25:26
8	10/31	at HOU	[L]	24	6	15	3	4-13	369	67	5.5	93	32	2.9	276	0-0	276	35/26/0	4-38.8	8-75	2-2	20	2	0	1	1	0	2-2	-	2-2	35:06
10	11/14	vs DET	ot	[W]	10	4	3	2-14	190	54	3.5	81	19	4.3	109	2-12	121	33/11/1	6-44.2	8-45	0-0	17	2	0	0	2	0	2-2	-	1-2	23:44
11	11/21	vs TEN	[L]	14	4	10	0	4-13	295	60	4.9	103	27	3.8	192	3-17	209	30/18/2	5-43.2	4-49	1-0	18	2	1	1	0	0	1-1	1-1	1-1	28:28
12	11/28	at MIN	[L]	27	7	14	3	6-10	330	61	5.4	112	30	3.7	218	4-17	235	27/19/1	2-49.0	4-35	1-1	27	3	1	1	1	0	3-3	-	2-2	28:43
13	12/5	vs PIT	[L]	15	5	9	1	5-10	316	45	7.0	120	25	4.8	196	3-25	221	17/14/0	5-46.4	11-82	2-0	17	2	0	2	0	0	2-2	-	1-1	25:23
14	12/12	vs CH	[W]	10	0	9	1	2-12	210	52	4.0	31	14	2.2	179	5-33	212	33/17/1	7-48.3	13-104	2-1	3	0	0	0	0	0-0	-	1-2	24:17	
15	12/19	at GB	[W]	26	2	21	3	6-11	444	67	6.6	94	21	4.5	350	2-17	367	44/30/3	3-38.0	12-101	4-2	25	3	0	2	1	0	2-2	1-1	1-2	29:18
16	12/26	vs HOU	[L]	19	11	8	0	7-15	333	67	5.0	219	44	4.9	114	4-17	131	19/13/2	5-44.2	6-50	2-0	21	3	1	1	1	0	3-3	-	0-1	38:58
17	1/2	at OAK	[W]	16	7	6	3	5-17	281	69	4.1	147	28	5.3	134	2-8	142	39/15/3	6-39.7	8-72	3-1	6	0	0	0	0	0	0-0	-	2-2	29:07
<b>Totals</b>				<b>9-7</b>	<b>290</b>	<b>83</b>	<b>181</b>	<b>26</b>	<b>5,134</b>	<b>972</b>	<b>5.3</b>	<b>1,777</b>	<b>438</b>	<b>4.1</b>	<b>3,357</b>	<b>37-217</b>	<b>3,574</b>	<b>497/306/16</b>	<b>74-44.1</b>	<b>118-966</b>	<b>30-12</b>	<b>280</b>	<b>31</b>	<b>7</b>	<b>18</b>	<b>6</b>	<b>0</b>	<b>27-28</b>	<b>2-3</b>	<b>21-28</b>	<b>29-32</b>

JACKSONVILLE JAGUARS 2003 OFFENSE GAME-BY-GAME

Wk.	Date	Opp	FIRST DOWNS			3 <sup>RD</sup>	TOT. OFFENSE			RUSHING			PASSING			PUNTS			PEN. Yards	FUM. Lost	Tot. Pts.	TD	Rn	Ps	Rt	Sfty	PAT	2PT	FGs	T.O.P.			
			Tot	Run	Pass		Pen	Yards	Plays	Avg.	Yards	Att.	Avg.	Sacks	Gross	Att./	Cmp./	Int.													Avg.	Yards	
1	9/ 7	at CAR	[L]	17	4	11	2	4-13	331	59	5.6	75	28	2.7	256	4-16	272	27/	23/	0	8-40.9	8-82	1-1	23	3	1	2	0	0	2-2	0-1	1-2	33:23
2	9/14	vs. BUF	[L]	20	7	12	1	4-14	287	65	4.4	95	22	4.3	192	3-22	214	40/	26/	0	4-44.3	8-97	0-0	17	2	1	1	0	0	2-2	-	1-2	28:50
3	9/21	at IND	[L]	15	7	7	1	5-15	266	55	4.8	152	25	6.1	114	2-8	122	28/	16/	0	4-38.8	7-38	2-1	13	1	0	1	0	0	1-1	-	2-4	23:48
4	9/28	at HOU	[L]	15	4	9	2	2-11	342	59	5.8	79	22	3.6	263	0-0	263	37/	18/	3	4-43.5	9-48	3-2	20	2	1	1	0	0	2-2	-	2-2	24:46
5	10/ 5	vs. SD	[W]	21	7	14	0	6-14	436	68	6.4	123	37	3.3	313	3-23	336	28/	19/	0	4-42.0	8-89	2-1	27	3	1	2	0	0	3-3	-	2-2	33:13
6	10/12	vs. MIA	[L]	22	7	11	4	8-17	332	76	4.4	88	30	2.9	244	4-12	256	42/	24/	3	1-42.0	7-50	5-2	10	1	1	0	0	0	1-1	-	1-2	32:54
8	10/26	vs. TEN	[L]	15	3	12	0	5-10	293	52	5.6	54	11	4.9	239	2-5	244	39/	24/	2	3-47.0	5-45	1-1	17	2	0	2	0	0	2-2	-	1-1	20:46
9	11/ 2	at BAL	[L]	20	6	13	1	3-14	320	71	4.5	134	33	4.1	186	4-22	208	34/	22/	1	7-44.1	7-52	4-2	17	2	0	1	1	0	2-2	-	1-1	34:53
10	11/ 9	vs. IND	[W]	20	10	8	2	9-14	353	62	5.7	174	38	4.6	174	0-0	174	24/	12/	1	4-36.0	7-47	1-1	28	4	3	1	0	0	4-4	-	0-0	31:39
11	11/16	at TEN	[L]	16	8	8	0	2-13	271	62	4.4	126	30	4.2	145	1-6	151	31/	15/	2	6-41.3	3-15	1-0	3	0	0	0	0	0-0	-	1-2	30:28	
12	11/23	at NYJ	[L]	20	9	9	2	4-14	330	71	4.6	158	37	4.3	172	1-0	172	33/	17/	1	4-38.3	3-37	1-1	10	1	1	0	0	0	1-1	-	1-2	32:30
13	11/30	vs. TB	[W]	21	8	11	2	4-12	359	69	5.2	135	35	3.9	224	0-0	224	34/	20/	0	3-43.3	5-48	2-1	17	2	0	2	0	0	2-2	-	1-3	31:30
14	12/ 7	vs. HOU	[W]	23	11	8	4	7-17	390	70	5.6	208	40	5.2	182	1-12	194	29/	18/	0	6-41.0	7-70	1-0	27	3	2	1	0	0	3-3	-	2-3	35:46
15	12/14	at NE	[L]	17	5	12	0	6-14	354	61	5.8	72	20	3.6	282	1-6	288	40/	21/	2	5-43.2	8-60	2-0	13	1	0	1	0	0	1-1	-	2-3	32:41
16	12/21	vs. NO	[W]	22	11	8	3	6-13	374	63	5.9	243	45	5.4	131	1-0	131	17/	9/	2	2-34.5	7-69	0-0	20	2	1	1	0	0	2-2	-	2-3	32:03
17	12/28	at ATL	[L]	21	11	10	0	5-13	320	61	5.2	157	28	5.6	163	1-4	167	32/	19/	0	4-38.5	9-48	1-1	14	2	1	1	0	0	2-2	-	0-1	28:38
<b>Totals</b>	<b>5-11</b>	<b>305</b>	<b>118</b>	<b>163</b>	<b>24</b>	<b>80-216</b>	<b>5,358</b>	<b>1,024</b>	<b>5.2</b>	<b>2,073</b>	<b>481</b>	<b>4.3</b>	<b>3,285</b>	<b>28-136</b>	<b>3,421</b>	<b>515/</b>	<b>303/</b>	<b>17</b>	<b>69-41.3</b>	<b>108-895</b>	<b>27-14</b>	<b>276</b>	<b>31</b>	<b>13</b>	<b>17</b>	<b>1</b>	<b>0</b>	<b>30-30</b>	<b>0-1</b>	<b>20-33</b>	<b>30:09</b>		

JACKSONVILLE JAGUARS 2003 DEFENSE GAME-BY-GAME

Wk.	Date	Opp	FIRST DOWNS			3 <sup>RD</sup>	TOT. OFFENSE			RUSHING			PASSING			PUNTS			PEN. Yards	FUM. Lost	Tot. Pts.	TD	Rn	Ps	Rt	Sfty	PAT	2PT	FGs	T.O.P.			
			Tot	Run	Pass		Pen	Yards	Plays	Avg.	Yards	Att.	Avg.	Sacks	Gross	Att./	Cmp./	Int.													Avg.	Yards	
1	9/ 7	at CAR	[L]	17	7	9	1	4-14	242	61	4.0	122	26	4.7	120	5-21	141	30/	16/	2	7-40.7	9-83	4-0	24	3	0	3	0	1	1-1	0-2	1-1	26:37
2	9/14	vs. BUF	[L]	20	6	12	2	8-14	371	59	6.3	43	32	1.3	328	0-0	328	27/	20/	0	2-48.5	6-55	2-0	38	5	3	2	0	0	5-5	-	1-1	31:10
3	9/21	at IND	[L]	17	6	11	0	7-14	289	63	4.6	73	30	2.4	216	0-0	216	33/	21/	1	3-42.0	4-20	0-0	23	2	0	2	0	0	2-2	-	3-3	36:12
4	9/28	at HOU	[L]	21	7	12	2	7-16	339	75	4.5	110	37	3.0	229	1-5	234	37/	23/	2	4-34.8	4-43	4-2	24	3	2	1	0	0	3-3	-	1-2	35:14
5	10/ 5	vs. SD	[W]	21	4	14	3	5-11	346	58	6.0	69	13	5.3	277	4-19	296	41/	24/	0	6-40.3	10-61	3-2	21	3	0	3	0	0	3-3	-	0-0	26:47
6	10/12	vs. MIA	[L]	16	6	9	1	4-10	234	52	4.5	91	24	3.8	143	1-4	147	27/	14/	1	5-44.2	11-149	2-1	24	3	1	0	2	0	3-3	-	1-1	27:06
8	10/26	vs. TEN	[L]	23	11	11	1	8-14	320	65	4.9	133	38	3.5	187	0-0	187	27/	21/	1	3-49.7	8-49	0-0	30	3	2	1	0	0	3-3	-	3-3	39:14
9	11/ 2	at BAL	[L]	9	4	5	0	6-15	259	53	4.9	103	30	3.4	156	0-0	156	23/	10/	1	5-46.8	7-40	1-1	24	2	1	1	0	0	1-1	1-1	3-3	25:07
10	11/ 9	vs. IND	[W]	20	2	16	2	6-15	394	66	6.0	47	21	2.2	347	0-0	347	45/	28/	2	4-34.8	7-38	1-0	23	2	0	2	0	0	2-2	-	3-3	28:21
11	11/16	at TEN	[L]	13	5	8	0	7-15	246	60	4.1	96	32	3.0	150	2-16	166	26/	13/	1	4-43.5	2-12	2-2	10	1	0	1	0	0	1-1	-	1-2	29:32
12	11/23	at NYJ	[L]	17	1	15	1	4-13	282	62	4.5	61	21	2.9	221	2-15	236	39/	25/	1	6-39.0	6-45	0-0	13	1	0	1	0	0	1-1	-	2-2	27:30
13	11/30	vs. TB	[W]	16	6	9	1	2-12	221	59	3.7	77	19	4.1	144	2-12	156	38/	21/	1	5-36.6	7-80	0-0	10	1	1	0	0	0	1-1	-	1-2	28:30
14	12/ 7	vs. HOU	[W]	7	2	4	1	1-12	124	49	2.5	70	23	3.0	54	3-17	71	23/	11/	1	10-41.9	10-86	3-2	0	0	0	0	0	0-0	-	0-0	24:14	
15	12/14	at NE	[L]	18	6	12	0	8-16	296	68	4.4	84	32	2.6	212	2-16	228	34/	22/	0	4-40.3	4-55	1-1	27	3	2	1	0	0	3-3	-	2-2	27:19
16	12/21	vs. NO	[W]	20	0	16	4	6-13	350	64	5.5	61	25	2.4	289	1-7	296	38/	22/	0	3-36.0	4-30	2-1	19	2	0	2	0	0	1-2	-	2-2	27:57
17	12/28	at ATL	[L]	21	11	9	1	9-14	344	62	5.5	166	39	4.3	178	1-2	180	22/	12/	1	4-41.5	4-35	1-0	21	3	1	2	0	0	3-3	-	0-0	31:22
<b>Totals</b>	<b>5-11</b>	<b>276</b>	<b>84</b>	<b>172</b>	<b>20</b>	<b>92-218</b>	<b>4,657</b>	<b>976</b>	<b>4.8</b>	<b>1,406</b>	<b>442</b>	<b>3.2</b>	<b>3,251</b>	<b>24-134</b>	<b>3,385</b>	<b>510/</b>	<b>303/</b>	<b>15</b>	<b>75-41.0</b>	<b>103-881</b>	<b>26-12</b>	<b>331</b>	<b>37</b>	<b>13</b>	<b>22</b>	<b>2</b>	<b>1</b>	<b>33-34</b>	<b>1-3</b>	<b>24-27</b>	<b>29:51</b>		

JACKSONVILLE JAGUARS 2002 OFFENSE GAME-BY-GAME

Wk.	Date	Opp	FIRST DOWNS			TOT. OFFENSE			RUSHING			PASSING			PUNTS			FUM.	Tot.	Tot.													
			Tot	Run	Pass	Pen	3 <sup>RD</sup>	Yards	Plays	Avg.	Net	Sacks	Gross	Att./	Cmp./	Int.	Avg.				Yards	Pen.	Lost	Pts.	TD	Rn	Ps	Rt	Sfty	PAT	2PT	FGs	T.O.P.
1	9/ 8	vs. IND	[L]	19	8	11	0	8-16	343	69	5.0	118	32	3.7	225	1-3	228	36/	22/	1	3-52.0	5-40	3-1	25	3	1	2	0	0	2/2	1/1	1/2	32:33
2	9/15	at KC	[W]	19	5	14	0	7-15	450	65	6.9	130	29	4.5	320	0-0	320	36/	25/	0	4-40.5	5-45	1-1	23	3	1	2	0	0	2/2	0/1	1/2	31:44
4	9/29	vs. NYJ	[W]	20	12	8	0	4-10	383	57	6.7	223	40	5.6	160	2-13	173	15/	10/	0	5-53.2	3-15	0-0	28	4	4	0	0	0	4/4	-	0/1	33:26
5	10/6	vs. PHI	[W]	16	4	10	2	2-11	267	51	5.2	70	27	2.6	197	1-0	197	23/	13/	0	5-44.6	4-21	0-0	28	3	1	1	1	0	2/2	1/1	2/2	25:02
6	10/13	at TEN	[L]	13	7	4	2	4-9	198	42	4.7	130	26	5.0	68	3-16	84	13/	7/	2	4-49.5	4-22	0-0	14	2	2	0	0	0	2/2	-	0/0	22:17
7	10/20	at BAL	[L]	22	8	14	0	6-16	397	78	5.1	173	30	5.8	224	2-7	231	46/	24/	3	4-38.3	5-30	1-0	10	1	1	0	0	0	1/1	-	1/2	32:01
8	10/27	vs. HOU	[L]	18	7	9	2	6-17	290	71	4.1	126	32	3.9	164	5-38	202	34/	16/	0	8-44.1	5-50	0-0	19	2	1	1	0	1	2/2	-	1/3	33:39
9	11/ 3	at NYG	[L]	16	6	9	1	5-14	329	60	5.5	126	20	6.3	203	2-27	230	38/	23/	0	3-36.0	8-63	1-1	17	2	0	2	0	0	2/2	-	1/1	26:56
10	11/10	vs. WAS	[W]	18	7	10	1	6-15	309	64	4.8	142	32	4.4	167	3-27	194	29/	19/	0	5-48.2	8-55	1-0	26	2	2	0	0	0	2/2	-	4/4	33:43
11	11/17	at HOU	[W]	16	5	11	0	4-12	321	58	5.5	122	28	4.4	199	5-25	224	25/	15/	1	6-43.0	7-62	1-0	24	3	1	2	0	0	3/3	-	1/2	28:52
12	11/24	at DAL	[L]	19	5	14	0	5-14	326	68	4.8	132	26	5.1	194	2-8	202	40/	22/	1	6-44.5	11-79	2-2	19	2	1	1	0	1	2/2	-	1/2	27:52
13	12/ 1	vs. PIT	[L]	13	4	7	2	3-11	226	47	4.8	102	21	4.9	124	3-22	146	23/	12/	0	6-41.7	0-0	0-0	23	3	1	2	0	0	2/2	0/1	1/1	21:19
14	12/ 8	vs. CLE	[L]	13	7	4	2	2-11	211	48	4.4	157	31	5.1	54	3-19	73	14/	10/	0	7-46.6	5-51	1-0	20	2	1	1	0	0	2/2	-	2/2	25:04
15	12/15	at CIN	[W]	20	6	13	1	3-12	321	61	5.3	109	30	3.6	212	3-11	223	28/	19/	0	5-42.0	5-54	0-0	29	4	1	3	0	0	3/3	1/1	0/0	30:01
16	12/22	vs. TEN	[L]	13	4	9	0	0-11	214	58	3.7	75	18	4.2	139	4-18	157	36/	18/	1	7-41.4	8-51	0-0	10	1	0	1	0	0	1/1	-	1/1	24:21
17	12/29	at IND	[L]	20	10	9	1	6-13	266	62	4.3	154	33	4.7	112	3-23	135	26/	13/	0	3-40.7	6-47	1-1	13	1	1	0	0	0	1/1	-	2/2	29:29
<b>Totals</b>	<b>6-10</b>	<b>324</b>	<b>112</b>	<b>188</b>	<b>24</b>	<b>188</b>	<b>24</b>	<b>83-212</b>	<b>5,335</b>	<b>1,042</b>	<b>5.1</b>	<b>2,071</b>	<b>487</b>	<b>4.3</b>	<b>3,264</b>	<b>36-224</b>	<b>3,488</b>	<b>519/</b>	<b>314/</b>	<b>14</b>	<b>65-38.7</b>	<b>96-717</b>	<b>20-13</b>	<b>315</b>	<b>35</b>	<b>14</b>	<b>19</b>	<b>2</b>	<b>0</b>	<b>32/32</b>	<b>2/3</b>	<b>23/34</b>	<b>31:21</b>

JACKSONVILLE JAGUARS 2002 DEFENSE GAME-BY-GAME

Wk.	Date	Opp	FIRST DOWNS			TOT. OFFENSE			RUSHING			PASSING			PUNTS			FUM.	Tot.	Tot.													
			Tot	Run	Pass	Pen	3 <sup>RD</sup>	Yards	Plays	Avg.	Net	Sacks	Gross	Att./	Cmp./	Int.	Avg.				Yards	Pen.	Lost	Pts.	TD	Rn	Ps	Rt	Sfty	PAT	2PT	FGs	T.O.P.
1	9/ 8	vs. IND	[L]	18	5	13	0	9-14	307	60	5.1	104	28	3.7	203	1-8	211	31/	19/	0	3-47.3	2-14	2-2	28	4	0	3	1	0	4/4	-	0/1	27:27
2	9/15	at KC	[W]	18	7	11	0	6-13	336	61	5.5	140	28	5.0	196	1-3	199	32/	16/	2	4-43.5	5-48	0-0	16	1	0	1	0	0	1/1	-	3/3	28:16
4	9/29	vs. NYJ	[W]	18	2	15	1	5-13	345	63	5.5	78	22	3.5	267	2-14	281	39/	21/	2	3-48.3	4-25	4-2	3	0	0	0	0	0	0/0	-	1/1	26:34
5	10/6	vs. PHI	[W]	28	12	15	1	7-17	406	83	4.9	199	30	6.6	207	5-23	230	48/	28/	0	5-39.4	10-75	0-0	25	3	1	2	0	0	2/2	1/1	1/1	34:58
6	10/13	at TEN	[L]	25	10	14	1	10-17	370	77	4.8	152	40	3.8	218	1-8	226	36/	26/	0	1-30.0	5-55	2-1	23	2	1	1	0	0	2/2	-	3/4	37:43
7	10/20	at BAL	[L]	16	6	9	1	6-14	261	62	4.2	118	32	3.7	143	2-9	152	28/	14/	0	6-35.7	4-30	2-2	17	2	0	2	0	0	2/2	-	1/2	27:59
8	10/27	vs. HOU	[L]	12	3	7	2	3-13	242	53	4.6	81	31	2.6	161	4-23	184	18/	11/	0	7-37.6	9-60	2-1	21	2	1	1	0	0	1/1	1/1	2/3	26:21
9	11/ 3	at NYG	[L]	26	10	13	3	5-12	394	66	6.0	177	35	5.1	217	3-11	228	28/	20/	0	3-38.0	7-59	1-1	24	3	2	1	0	0	3/3	-	1/3	33:04
10	11/10	vs. WAS	[W]	23	3	16	4	3-12	307	69	4.4	68	16	4.3	239	2-17	256	51/	27/	3	5-31.4	6-49	1-0	7	1	0	1	0	0	1/1	-	0/1	26:17
11	11/17	at HOU	[W]	18	6	10	2	2-11	272	62	4.4	78	28	2.8	194	4-34	228	30/	22/	1	6-34.7	5-40	2-1	21	3	2	1	0	0	3/3	-	0/0	31:08
12	11/24	at DAL	[L]	21	7	12	2	2-9	405	58	7.0	118	31	3.8	287	3-14	301	24/	16/	2	5-38.8	10-75	2-1	21	3	1	2	0	0	3/3	-	0/1	32:08
13	12/ 1	vs. PIT	[L]	23	13	10	0	2-11	403	69	5.8	219	40	5.5	184	2-17	201	27/	17/	1	1-53.0	4-25	0-0	25	1	1	0	0	0	1/1	-	6/6	38:41
14	12/ 8	vs. CLE	[L]	21	8	11	2	7-15	417	71	5.9	173	33	5.2	244	3-20	264	35/	21/	2	5-39.8	10-68	0-0	21	3	1	2	0	0	3/3	-	0/2	34:56
15	12/15	at CIN	[W]	19	5	12	2	7-17	300	69	4.3	65	24	2.7	235	3-23	258	42/	22/	1	2-41.0	5-29	1-1	15	1	1	0	0	0	0/0	0/1	3/3	29:59
16	12/22	vs. TEN	[L]	20	8	11	1	4-11	298	62	4.8	175	40	4.4	123	0-0	123	22/	14/	0	6-39.7	4-30	0-0	28	4	2	1	1	0	4/4	-	0/1	35:39
17	12/29	at IND	[L]	18	7	9	2	5-13	272	57	4.8	126	29	4.3	146	0-0	146	28/	20/	0	3-36.0	6-35	1-1	20	2	1	1	0	0	2/2	-	2/2	30:31
<b>Totals</b>	<b>6-10</b>	<b>324</b>	<b>112</b>	<b>188</b>	<b>24</b>	<b>188</b>	<b>24</b>	<b>83-212</b>	<b>5,335</b>	<b>1,042</b>	<b>5.1</b>	<b>2,071</b>	<b>487</b>	<b>4.3</b>	<b>3,264</b>	<b>36-224</b>	<b>3,488</b>	<b>519/</b>	<b>314/</b>	<b>14</b>	<b>65-38.7</b>	<b>96-717</b>	<b>20-13</b>	<b>315</b>	<b>35</b>	<b>14</b>	<b>19</b>	<b>2</b>	<b>0</b>	<b>32/32</b>	<b>2/3</b>	<b>23/34</b>	<b>31:21</b>



JACKSONVILLE JAGUARS 2001 OFFENSE GAME-BY-GAME

Wk.	Date	Opp	FIRST DOWNS			TOT. OFFENSE			RUSHING			PASSING			PUNTS			FUM.			T.O.P.										
			Tot	Run	Pass	Pen	3 <sup>RD</sup>	Yards	Plays	Avg.	Yards	Att.	Avg.	Net	Sacks	Gross	Att./Cmp./Int.	Avg.	Yards	TD		Rn	Ps	Rt	Sfty	PAT	2PT	FGs			
1	9/ 9	vs PIT	[W]	16	6	9	1	4/12	299	56	5.3	101	29	3.5	198	1-0	198	26/ 15/ 0	6-45.7	4-31	2-20	21	3	0	3	0	0	3/3	-	0/1	28:50
2	9/23	vs TEN	[W]	16	4	10	2	2/12	329	60	5.5	119	30	4.0	210	3-25	235	27/ 17/ 0	5-48.0	3-20	4-2	13	1	1	0	0	0	1/1	-	2/3	30:13
3	9/30	vs CLE	[L]	14	5	8	1	4/12	259	58	4.5	98	19	5.2	161	2-9	170	37/ 19/ 2	6-47.8	8-63	2-0	14	2	0	1	1	0	2/2	-	0/1	24:20
4	10/ 7	at SEA	[L]	18	3	14	1	4/14	256	63	4.1	57	21	2.7	199	3-34	233	39/ 21/ 0	4-44.5	4-24	3-2	15	1	0	1	0	0	-	0/1	3/4	26:54
6	10/18	vs BUF	[L]	14	6	7	1	3/10	247	51	4.8	115	21	5.5	132	4-18	150	26/ 16/ 2	5-45.0	3-35	2-0	10	1	0	1	0	0	1/1	-	1/1	24:26
7	10/28	at BAL	[L]	19	4	12	3	3/10	365	55	6.6	81	15	5.4	284	3-22	306	37/ 25/ 0	3-43.3	10-70	1-1	17	2	0	2	0	0	2/2	-	1/1	26:16
8	11/ 4	at TEN	[L]	20	5	13	2	3/9	309	54	5.7	70	17	4.1	239	5-22	261	32/ 21/ 1	5-44.2	3-14	2-0	24	3	2	1	0	0	3/3	-	1/1	22:12
9	11/11	vs CIN	[W]	21	9	10	2	3/11	261	60	4.4	97	25	3.9	164	3-25	189	32/ 20/ 0	8-44.9	6-32	1-0	30	4	2	2	0	1	4/4	-	0/0	28:08
10	11/18	at PIT	[L]	14	1	10	3	3/11	234	52	4.5	48	16	3.0	186	5-39	225	31/ 17/ 0	7-46.6	7-35	4-3	7	1	0	0	1	0	1/1	-	0/1	25:09
11	11/25	vs BAL	[L]	19	4	14	1	4/12	305	61	5.0	75	19	3.9	230	4-29	259	38/ 23/ 0	7-40.4	9-58	1-0	21	3	2	1	0	0	3/3	-	0/1	26:26
12	12/ 3	vs GB	[L]	20	2	16	2	5/15	348	73	4.8	62	23	2.7	286	5-25	311	45/ 26/ 2	6-40.8	13-111	2-2	21	2	0	1	1	0	1/1	1/1	2/3	30:53
13	12/ 9	at CIN	[W]	17	2	14	1	8/16	255	65	3.9	62	25	2.5	193	8-49	242	32/ 23/ 1	7-39.6	7-40	1-0	14	2	0	2	0	0	2/2	-	0/1	31:06
14	12/16	at CLE	[W]	19	8	10	1	8/18	282	76	3.7	128	33	3.9	154	8-48	202	35/ 20/ 2	3-44.3	9-85	2-1	15	1	0	1	0	0	0/1	-	3/3	37:13
15	12/23	at MIN	[W]	23	12	11	0	9/14	423	62	6.8	214	37	5.8	209	1-8	217	24/ 17/ 0	1-53.0	3-34	0-0	33	3	2	1	0	0	3/3	-	4/4	34:08
16	12/30	vs KC	[L]	22	9	12	1	3/11	431	67	6.4	182	26	7.0	249	4-34	283	37/ 22/ 1	4-42.8	5-44	2-2	26	3	2	1	0	1	3/3	-	1/2	27:20
17	1/ 6	at CHI	[L]	17	5	11	1	4/11	237	56	4.2	91	16	5.7	146	4-43	189	36/ 19/ 3	5-35.0	3-14	0-0	13	2	0	2	0	0	1/2	-	0/1	24:47
<b>Totals</b>			<b>6-10</b>	<b>289</b>	<b>85</b>	<b>181</b>	<b>23</b>	<b>70/198</b>	<b>4,840</b>	<b>969</b>	<b>5.0</b>	<b>1,600</b>	<b>372</b>	<b>4.3</b>	<b>3,240</b>	<b>63-430</b>	<b>3670</b>	<b>534/ 321/ 14</b>	<b>82-43.6</b>	<b>97-710</b>	<b>29-13</b>	<b>294</b>	<b>34</b>	<b>11</b>	<b>20</b>	<b>3</b>	<b>2</b>	<b>30/32</b>	<b>1/2</b>	<b>18/28</b>	<b>28:01</b>

JACKSONVILLE JAGUARS 2001 DEFENSE GAME-BY-GAME

Wk.	Date	Opp	FIRST DOWNS			TOT. OFFENSE			RUSHING			PASSING			PUNTS			FUM.			T.O.P.										
			Tot	Run	Pass	Pen	3 <sup>RD</sup>	Yards	Plays	Avg.	Yards	Att.	Avg.	Net	Sacks	Gross	Att./Cmp./Int.	Avg.	Yards	TD		Rn	Ps	Rt	Sfty	PAT	2PT	FGs			
1	9/ 9	vs PIT	[W]	15	5	9	1	6/16	281	68	4.1	120	28	4.3	161	3-20	181	37/ 21/ 2	5-35.4	4-29	5-2	3	0	0	0	0	0	0/0	-	1/1	31:10
2	9/23	vs TEN	[W]	13	5	7	1	1/14	264	62	4.3	87	22	4.0	177	4-38	215	36/ 21/ 0	6-47.0	6-65	0-0	6	0	0	0	0	0	0/0	-	2/3	29:47
3	9/30	vs CLE	[L]	19	6	13	0	9/16	321	73	4.4	95	36	2.6	226	3-23	249	34/ 24/ 1	5-38.4	5-47	2-2	23	2	1	0	1	0	2/2	-	3/3	35:40
4	10/ 7	at SEA	[L]	21	9	11	1	4/12	395	61	6.5	185	36	5.1	210	2-9	219	23/ 15/ 1	6-39.2	7-60	1-1	24	3	2	1	0	0	3/3	-	1/2	33:06
6	10/18	vs BUF	[L]	19	5	12	2	6/14	317	67	4.7	98	35	2.8	219	2-19	238	30/ 23/ 0	4-37.0	5-31	0-0	13	1	0	1	0	0	1/1	-	2/4	35:34
7	10/28	at BAL	[L]	23	7	15	1	6/13	305	68	4.5	114	32	3.6	191	5-31	222	31/ 23/ 1	5-32.4	4-34	2-0	18	2	1	1	0	0	0/0	0/2	2/2	33:44
8	11/ 4	at TEN	[L]	27	10	16	1	9/15	362	71	5.1	146	33	4.4	216	4-25	241	34/ 27/ 0	4-57.5	8-48	0-0	28	4	2	2	0	0	4/4	-	0/2	37:48
9	11/11	vs CIN	[W]	18	2	16	0	9/19	352	75	4.7	73	23	3.2	279	4-24	303	48/ 28/ 1	7-46.7	10-107	3-0	13	1	1	0	0	0	1/1	-	2/2	31:52
10	11/18	at PIT	[L]	20	7	13	0	6/15	402	69	5.8	145	34	4.3	257	2-9	266	33/ 21/ 0	8-45.9	9-65	0-0	20	2	1	1	0	0	2/2	-	2/2	34:51
11	11/25	vs BAL	[L]	24	6	17	1	8/15	361	74	4.9	115	42	2.7	246	2-13	259	30/ 21/ 1	5-37.4	6-39	4-1	24	3	2	1	0	0	3/3	-	1/2	33:34
12	12/ 3	vs GB	[L]	20	3	13	4	3/13	389	64	6.1	37	21	1.8	352	1-10	362	42/ 24/ 0	7-46.9	9-81	2-1	28	4	1	3	0	0	4/4	-	0/2	29:07
13	12/ 9	at CIN	[W]	12	3	9	0	3/13	200	58	3.4	60	27	2.2	140	1-7	147	30/ 16/ 1	6-35.5	7-54	0-0	10	1	1	0	0	0	1/1	-	1/1	28:54
14	12/16	at CLE	[W]	11	3	8	0	3/11	220	48	4.6	47	15	3.1	173	3-11	184	30/ 21/ 1	3-27.3	5-72	2-1	10	1	0	0	1	0	1/1	-	1/1	22:47
15	12/23	at MIN	[W]	16	3	11	2	4/14	214	60	3.6	28	14	2.0	186	4-32	218	42/ 24/ 1	6-35.0	3-33	2-1	3	0	0	0	0	0	0/0	-	1/1	25:52
16	12/30	vs KC	[L]	23	5	15	3	4/11	365	68	5.4	92	31	3.0	273	2-21	294	35/ 26/ 2	3-40.3	5-55	4-2	30	3	1	2	0	0	3/3	-	3/3	32:40
17	1/ 6	at CHI	[L]	19	10	8	1	6/16	322	70	4.6	169	40	4.2	153	1-6	159	29/ 19/ 0	3-32.7	3-14	1-1	33	3	2	1	0	0	3/3	-	4/4	35:13
<b>Totals</b>			<b>6-10</b>	<b>300</b>	<b>89</b>	<b>193</b>	<b>18</b>	<b>87/227</b>	<b>5,070</b>	<b>1,056</b>	<b>4.8</b>	<b>1,611</b>	<b>469</b>	<b>3.4</b>	<b>3,459</b>	<b>43-298</b>	<b>757</b>	<b>544/ 354/ 12</b>	<b>83-40.5</b>	<b>96-834</b>	<b>28-12</b>	<b>286</b>	<b>30</b>	<b>15</b>	<b>13</b>	<b>2</b>	<b>0</b>	<b>28/28</b>	<b>0/2</b>	<b>26/35</b>	<b>31:59</b>

JACKSONVILLE JAGUARS 2000 OFFENSE GAME-BY-GAME

Wk.	Date	Opp	FIRST DOWNS			3 <sup>RD</sup>	TOT. OFFENSE			RUSHING			PASSING			PUNTS			PEN. Yards	FUM. Lost	Tot. Pts.	TD	Rn	Ps	Rt	Sfty	PAT	2PT	FGs	T.O.P.		
			Tot	Run	Pass		Pen	Yards	Plays	Avg.	Yards	Att.	Avg.	Sacks	Gross	Att./	Cmp./	Int.													Avg.	Yards
1	9/ 3	at CLE	[W]	28	9	19	0	10/16	398	78	5.1	119	40	3.0	279	4-22	301	34/ 24/	0	3-39.0	1-5	1-0	27	3	2	1	0	0	3/3	-	2/2	37:10
2	9/10	at BAL	[L]	22	3	15	4	5/14	421	75	5.6	46	21	2.2	375	4-11	386	50/ 28/	2	3-38.0	10-60	4-2	36	3	0	3	0	0	3/3	-	5/5	31:23
3	9/17	vs CIN	[W]	15	4	9	2	4/16	241	65	3.7	84	29	2.9	157	4-19	176	32/ 20/	1	7-42.3	7-76	0-0	13	1	0	1	0	0	1/1	-	2/3	31:29
4	9/25	at IND	[L]	18	5	12	1	5/14	286	65	4.4	97	24	4.0	189	5-40	229	36/ 21/	2	9-43.2	4-40	1-0	14	2	0	2	0	0	2/2	-	0/0	27:38
5	10/ 1	vs PIT	[L]	17	1	16	0	5/15	206	68	3.0	26	16	1.6	180	7-45	225	45/ 23/	1	4-50.0	10-75	1-1	13	1	0	1	0	0	1/1	-	2/2	24:50
6	10/ 8	vs BAL	[L]	22	5	16	1	8/15	348	73	4.8	95	27	3.5	253	3-7	260	43/ 29/	3	5-38.0	6-34	8-3	10	1	1	0	0	0	1/1	-	1/2	31:48
7	10/16	at TEN	[L]	13	4	7	2	4/14	304	58	5.2	143	26	5.5	161	5-35	196	27/ 18/	0	5-44.6	5-40	2-2	13	1	1	0	0	0	1/1	-	2/2	26:53
8	10/22	vs WAS	[L]	21	7	13	1	8/17	385	74	5.2	146	26	5.6	239	6-32	271	42/ 21/	2	5-48.0	5-42	3-2	16	1	0	1	0	0	1/1	-	3/3	32:18
9	10/29	at DAL	[W]	18	8	9	1	7/15	392	62	6.3	161	38	4.2	231	0-0	231	24/ 20/	0	5-43.6	8-50	0-0	23	3	0	3	0	0	2/2	-	1/2	33:36
11	11/12	vs SEA	[L]	24	8	15	1	6/12	437	64	6.8	122	26	4.7	315	5-25	340	33/ 24/	0	4-42.5	7-55	2-1	21	3	2	1	0	0	3/3	-	0/0	30:48
12	11/19	at PIT	[W]	20	11	9	0	6/14	417	70	6.0	240	36	6.7	177	3-13	190	31/ 17/	1	5-42.8	8-55	1-1	34	4	3	1	0	0	4/4	-	2/2	34:20
13	11/26	vs TEN	[W]	16	5	11	0	6/14	334	56	6.0	111	28	4.0	223	3-14	237	25/ 15/	2	3-53.7	4-25	0-0	16	1	0	1	0	0	1/1	-	3/3	29:19
14	12/ 3	vs CLE	[W]	28	15	11	2	10/18	449	82	5.5	244	47	5.2	205	2-13	218	33/ 16/	0	5-39.2	9-59	0-0	48	6	5	1	0	0	6/6	-	2/2	37:11
15	12/10	vs ARZ	[W]	25	14	10	1	5/12	469	66	7.1	214	45	4.8	255	0-0	255	21/ 15/	0	1-55.0	2-15	0-0	44	5	2	3	0	0	5/5	-	3/3	34:56
16	12/17	at CIN	[L]	17	8	9	0	6/15	276	63	4.4	114	34	3.4	162	1-8	170	28/ 19/	0	8-28.9	6-47	3-1	14	2	1	1	0	0	2/2	-	0/1	37:15
17	12/23	at NYG	[L]	14	2	12	0	5/14	327	61	5.4	70	18	3.9	257	2-5	262	41/ 23/	1	7-42.4	3-25	1-1	25	3	1	2	0	0	2/2	1/1	1/1	25:39
<b>Totals</b>	<b>7-9</b>	<b>318</b>	<b>109</b>	<b>193</b>	<b>16</b>	<b>100/235</b>	<b>5,690</b>	<b>1,080</b>	<b>5.3</b>	<b>2,032</b>	<b>481</b>	<b>4.2</b>	<b>3,658</b>	<b>54-289</b>	<b>3,947</b>	<b>545/ 333/</b>	<b>15</b>	<b>79-41.9</b>	<b>95-703</b>	<b>27-14</b>	<b>367</b>	<b>40</b>	<b>18</b>	<b>22</b>	<b>0</b>	<b>0</b>	<b>38/38</b>	<b>1/1</b>	<b>29/33</b>	<b>31:32</b>		

JACKSONVILLE JAGUARS 2000 DEFENSE GAME-BY-GAME

Wk.	Date	Opp	FIRST DOWNS			3 <sup>RD</sup>	TOT. OFFENSE			RUSHING			PASSING			PUNTS			PEN. Yards	FUM. Lost	Tot. Pts.	TD	Rn	Ps	Rt	Sfty	PAT	2PT	FGs	T.O.P.		
			Tot	Run	Pass		Pen	Yards	Plays	Avg.	Yards	Att.	Avg.	Sacks	Gross	Att./	Cmp./	Int.													Avg.	Yards
1	9/ 3	at CLE	[W]	9	2	7	0	3/10	249	44	5.7	96	16	6.0	153	1-7	160	27/ 19/	0	5-50.8	3-25	1-1	7	1	0	1	0	0	1/1	-	0/0	22:50
2	9/10	at BAL	[L]	17	4	11	2	3/13	331	61	5.4	89	18	4.9	242	3-20	262	40/ 23/	2	7-41.1	8-65	1-0	39	5	0	5	0	0	4/4	1/1	1/1	28:37
3	9/17	vs CIN	[W]	14	4	7	3	4/17	233	69	3.4	71	23	3.1	162	5-21	183	41/ 18/	2	7-42.0	6-44	3-2	0	0	0	0	0	0	0/0	-	0/2	28:31
4	9/25	at IND	[L]	21	4	16	1	5/12	533	64	8.3	93	28	3.3	440	0-0	440	36/ 23/	0	5-47.4	11-90	1-1	43	5	1	4	0	1	5/5	-	2/2	32:22
5	10/ 1	vs PIT	[L]	22	13	5	4	4/11	332	62	5.4	209	44	4.8	123	2-9	132	16/ 10/	1	3-34.0	7-55	2-2	24	3	3	0	0	0	3/3	-	1/1	35:10
6	10/ 8	vs BAL	[L]	10	1	9	0	3/17	194	66	2.9	56	25	2.2	138	2-16	154	39/ 17/	0	9-41.9	5-25	1-1	15	0	0	0	0	0	0/0	-	5/5	28:12
7	10/16	at TEN	[L]	18	8	10	0	6/12	409	59	6.9	175	38	4.6	234	0-0	234	21/ 13/	0	3-49.3	10-89	1-1	27	3	1	2	0	0	3/3	-	2/3	33:07
8	10/22	vs WAS	[L]	18	9	8	1	2/9	399	54	7.4	130	30	4.3	269	0-0	269	24/ 16/	1	6-45.0	6-59	1-1	35	5	2	3	0	0	5/5	-	0/0	27:42
9	10/29	at DAL	[W]	22	9	11	2	5/9	325	59	5.5	118	32	3.7	207	2-13	220	25/ 17/	1	3-40.7	7-54	3-2	17	2	1	1	0	0	2/2	-	1/1	30:08
11	11/12	vs SEA	[L]	22	6	12	4	8/15	326	66	4.9	96	32	3.0	230	1-1	231	33/ 22/	0	6-44.8	5-50	3-0	28	4	1	3	0	0	4/4	-	0/0	29:12
12	11/19	at PIT	[W]	15	7	7	1	5/12	302	56	5.4	147	24	6.1	155	5-33	188	27/ 13/	2	4-46.0	4-30	3-3	24	3	2	1	0	0	1/1	1/2	1/2	25:40
13	11/26	vs TEN	[W]	17	6	10	1	6/14	334	57	5.9	117	31	3.8	217	2-11	228	24/ 13/	0	5-38.2	4-40	1-0	13	1	1	0	0	0	1/1	-	2-3	30:41
14	12/ 3	vs CLE	[W]	2	1	0	1	0/12	53	42	1.3	62	18	3.4	-9	6-42	33	18/ 7/	0	12-43.1	9-85	2-1	0	0	0	0	0	0/0	-	0/0	22:49	
15	12/10	vs ARZ	[W]	11	2	9	0	6/13	189	49	3.9	40	19	2.1	149	4-32	181	26/ 15/	1	5-47.8	4-53	0-0	10	1	0	1	0	0	1/1	-	1/2	25:04
16	12/17	at CIN	[L]	15	6	7	2	5/10	263	53	5.0	106	27	3.9	157	4-14	171	22/ 10/	1	5-36.2	6-40	3-3	17	2	1	0	1	0	2/2	-	1/1	22:45
17	12/23	at NYG	[L]	19	3	15	1	9/17	373	73	5.1	80	31	2.6	293	3-28	321	39/ 22/	1	5-29.8	1-10	0-0	28	4	1	2	1	0	4/4	-	0/1	34:21
<b>Totals</b>	<b>7-9</b>	<b>252</b>	<b>85</b>	<b>144</b>	<b>23</b>	<b>74/203</b>	<b>4,845</b>	<b>934</b>	<b>5.2</b>	<b>1,685</b>	<b>436</b>	<b>3.9</b>	<b>3,160</b>	<b>40-247</b>	<b>3,407</b>	<b>458/ 258/</b>	<b>12</b>	<b>90-42.5</b>	<b>96-814</b>	<b>26-18</b>	<b>327</b>	<b>39</b>	<b>14</b>	<b>23</b>	<b>2</b>	<b>1</b>	<b>36/36</b>	<b>2/3</b>	<b>17/24</b>	<b>28:28</b>		

JACKSONVILLE JAGUARS 1999 OFFENSE GAME-BY-GAME

Wk.	Date	Opp	FIRST DOWNS			TOT. OFFENSE			RUSHING			PASSING			PUNTS			PEN.			FUM.			Tot.	Tot.									
			Tot	Run	Pass	Pen	Yards	Plays	Avg.	Yards	Att.	Avg.	Sacks	Gross	Att./	Cmp./	Int.	Avg.	Yards	Lost	Pts.	TD	Rn			Ps	Rt	Sfty	PAT	2PT	FGs	T.O.P.		
1	9/12	vs SF	[W]	18	7	11	0	2/13	344	67	5.1	97	34	2.9	247	2-18	265	31/	22/	0	5-43.4	6-57	0-0	41	4	1	1	2	0	3/3	1/1	4/4	35:02	
2	9/19	at CAR	[W]	27	12	14	1	7/16	414	80	5.2	214	46	4.7	200	2-14	214	32/	20/	0	3-47.7	5-35	1-1	22	2	2	0	0	0	1/1	0/1	3/4	38:09	
3	9/26	vs TEN	[L]	22	7	14	1	6/16	369	75	4.9	137	33	4.2	232	0-0	232	42/	22/	3	5-45.8	9-79	2-1	19	2	0	1	1	2/2	-	1/1	32:06		
4	10/3	at PIT	[W]	13	6	5	2	3/15	204	61	3.3	124	35	3.5	80	1-5	85	25/	10/	1	8-41.5	5-32	0-0	17	1	0	1	0	2	1/1	-	2/2	28:47	
5	10/11	at NYJ	[W]	16	11	5	0	7/17	322	71	4.5	125	34	3.7	197	2-18	215	35/	21/	0	7-45.9	7-67	2-1	16	1	1	0	0	1/1	-	3/3	32:33		
6	10/17	vs CLE	[W]	21	4	16	1	7/14	325	66	4.9	103	33	3.1	222	0-0	222	33/	24/	0	4-44.0	7-55	0-0	24	2	1	1	0	1/1	1/1	3/3	32:24		
8	10/31	at CIN	[W]	23	10	13	0	6/11	377	64	5.9	183	34	5.4	194	2-20	214	28/	17/	0	2-44.5	2-16	0-0	41	5	3	2	0	5/5	-	2/2	30:01		
9	11/7	at ATL	[W]	20	8	12	0	10/19	367	71	5.2	152	34	4.5	215	3-23	238	34/	19/	0	4-41.8	5-40	1-0	30	3	0	3	0	3/3	-	3/4	34:24		
10	11/14	vs BAL	[W]	9	1	6	2	6/19	132	61	2.2	47	26	1.8	85	6-33	118	29/	20/	0	9-42.6	4-30	1-0	6	0	0	0	0	0/0	-	2/3	32:51		
11	11/21	vs NO	[W]	30	9	17	4	3/7	494	62	8.0	139	27	5.1	355	3-17	372	32/	21/	1	2-26.0	4-50	0-0	41	5	2	2	1	0	5/5	-	2/2	27:52	
12	11/28	at BAL	[W]	24	3	20	1	9/18	388	75	5.2	60	25	2.4	328	3-10	338	47/	27/	2	6-43.2	8-41	1-1	30	4	1	2	1	0	2/2	2/2	0/0	32:35	
13	12/2	vs PIT	[W]	24	7	15	2	7/15	466	73	6.4	168	34	4.9	298	2-10	308	37/	25/	0	5-29.6	9-98	3-1	20	2	1	1	0	0	2/2	-	2/2	36:06	
14	12/13	vs DEN	[W]	18	9	6	3	4/13	265	60	4.4	161	32	5.0	104	3-11	115	25/	11/	0	7-41.1	3-20	4-0	27	3	3	0	0	3/3	-	2/2	27:35		
15	12/19	at CLE	[W]	20	7	13	0	6/14	442	67	6.6	181	33	5.5	261	1-6	267	33/	21/	1	3-43.0	4-57	1-1	24	3	2	1	0	3/3	-	1/3	31:44		
16	12/26	at TEN	[L]	16	5	8	3	1/9	237	55	4.3	65	18	3.6	172	4-24	196	33/	12/	3	6-38.5	4-29	1-0	14	2	1	0	1	0	2/2	-	0/0	21:30	
17	1/2	vs CIN	[W]	30	10	19	1	8/14	440	77	5.7	135	36	3.8	305	2-12	317	39/	28/	0	2-48.0	8-49	1-1	24	3	2	1	0	3/3	-	1/3	37:37		
<b>Totals</b>				<b>14-2</b>	<b>331</b>	<b>116</b>	<b>194</b>	<b>21</b>	<b>92/230</b>	<b>5,586</b>	<b>1,085</b>	<b>5.1</b>	<b>2,091</b>	<b>514</b>	<b>4.1</b>	<b>3,495</b>	<b>36-221</b>	<b>3,716</b>	<b>535/</b>	<b>320/</b>	<b>11</b>	<b>78-41.8</b>	<b>90-755</b>	<b>18-7</b>	<b>396</b>	<b>42</b>	<b>20</b>	<b>16</b>	<b>6</b>	<b>3</b>	<b>37/37</b>	<b>4/5</b>	<b>31/38</b>	<b>31:57</b>
<b>Div.</b>	<b>1/15</b>	<b>vs MIA</b>	<b>[W]</b>	<b>21</b>	<b>10</b>	<b>10</b>	<b>1</b>	<b>8/16</b>	<b>520</b>	<b>68</b>	<b>7.6</b>	<b>257</b>	<b>46</b>	<b>5.6</b>	<b>263</b>	<b>2-14</b>	<b>277</b>	<b>20/</b>	<b>12/</b>	<b>1</b>	<b>5-39.0</b>	<b>7-51</b>	<b>1-1</b>	<b>62</b>	<b>8</b>	<b>3</b>	<b>4</b>	<b>1</b>	<b>0</b>	<b>8/8</b>	<b>-</b>	<b>2/3</b>	<b>35:23</b>	
<b>AFC</b>	<b>1/23</b>	<b>vs TEN</b>	<b>[L]</b>	<b>20</b>	<b>5</b>	<b>13</b>	<b>2</b>	<b>3/10</b>	<b>360</b>	<b>64</b>	<b>5.6</b>	<b>144</b>	<b>23</b>	<b>6.3</b>	<b>216</b>	<b>3-10</b>	<b>226</b>	<b>38/</b>	<b>19/</b>	<b>2</b>	<b>3-45.3</b>	<b>9-100</b>	<b>5-4</b>	<b>14</b>	<b>2</b>	<b>1</b>	<b>1</b>	<b>0</b>	<b>2/2</b>	<b>-</b>	<b>0/0</b>	<b>28:24</b>		

JACKSONVILLE JAGUARS 1999 DEFENSE GAME-BY-GAME

Wk.	Date	Opp	FIRST DOWNS			TOT. OFFENSE			RUSHING			PASSING			PUNTS			PEN.			FUM.			Tot.	Tot.								
			Tot	Run	Pass	Pen	Yards	Plays	Avg.	Yards	Att.	Avg.	Sacks	Gross	Att./	Cmp./	Int.	Avg.	Yards	Lost	Pts.	TD	Rn			Ps	Rt	Sfty	PAT	2PT	FGs	T.O.P.	
1	9/12	vs SF	[W]	11	3	6	2	1/14	203	59	3.4	94	20	4.7	109	4-32	141	35/	14/	3	8-46.5	2-10	3-2	3	0	0	0	0	0/0	-	1/1	24:58	
2	9/19	at CAR	[W]	16	5	11	0	2/9	283	48	5.9	87	18	4.8	196	4-20	216	26/	16/	1	5-45.0	5-37	0-0	20	3	0	3	0	2/2	0/1	0/0	21:51	
3	9/26	vs TEN	[L]	15	2	12	1	4/13	242	60	4.0	51	26	2.0	191	2-13	204	32/	17/	1	6-37.0	9-82	2-1	20	2	0	2	0	2/2	-	2/2	27:54	
4	10/3	at PIT	[W]	14	5	8	1	5/16	216	67	3.2	117	31	3.8	99	4-27	126	32/	15/	1	6-44.3	7-65	4-1	3	0	0	0	0	0/0	-	1/1	31:13	
5	10/11	at NYJ	[W]	13	6	7	0	3/16	230	66	3.5	89	24	3.7	141	4-23	164	38/	19/	2	7-45.1	2-15	1-0	6	0	0	0	0	0/0	-	2/2	27:27	
6	10/17	vs CLE	[W]	16	4	10	2	7/14	243	55	4.4	113	28	4.0	130	4-31	161	23/	18/	0	7-35.4	6-55	2-1	7	1	0	1	0	1/1	-	0/0	27:36	
8	10/31	at CIN	[W]	14	4	10	0	8/16	300	63	4.8	93	23	4.0	207	4-21	228	36/	20/	2	4-39.5	4-24	1-1	10	1	0	1	0	1/1	-	1/1	29:59	
9	11/7	at ATL	[W]	10	1	9	0	4/13	182	50	3.6	42	11	3.8	140	9-63	203	30/	17/	3	6-36.8	5-34	2-1	7	1	0	1	0	1/1	-	0/0	25:36	
10	11/14	vs BAL	[W]	13	4	8	1	2/14	242	61	4.0	88	24	3.7	154	4-22	176	33/	17/	0	9-37.9	6-29	3-1	3	0	0	0	0	0/0	-	1/1	27:09	
11	11/21	vs NO	[W]	21	8	12	1	6/12	339	58	5.8	106	29	3.7	233	2-18	251	27/	18/	1	4-43.0	8-42	2-0	23	3	3	0	0	2/2	0/1	1/2	32:08	
12	11/28	at BAL	[W]	14	3	11	0	3/12	280	59	4.7	81	22	3.7	199	3-15	214	34/	17/	1	5-37.8	6-39	4-2	23	2	0	2	0	2/2	-	3/3	27:25	
13	12/2	vs PIT	[W]	15	3	10	2	1/11	235	57	4.1	63	15	4.2	172	3-22	194	39/	19/	0	6-52.7	9-76	2-0	6	0	0	0	0	0/0	-	2/2	23:54	
14	12/13	vs DEN	[W]	18	4	13	1	7/14	358	61	5.9	90	27	3.3	268	1-7	275	33/	21/	2	6-41.5	9-83	4-0	24	3	1	2	0	3/3	-	1/1	32:25	
15	12/19	at CLE	[W]	19	5	12	2	7/16	269	67	4.0	72	20	3.6	197	6-44	241	41/	24/	0	8-42.5	5-40	1-1	14	2	1	1	0	2/2	-	0/0	28:16	
16	12/26	at TEN	[L]	26	9	15	2	11/18	476	76	6.3	148	37	4.0	328	0-0	328	39/	26/	0	4-40.0	4-33	0-0	41	5	0	5	0	5/5	-	2/2	38:30	
17	1/2	vs CIN	[W]	13	6	5	2	1/7	236	44	5.4	110	18	6.1	126	3-15	141	23/	13/	2	5-36.2	6-64	0-0	7	1	1	0	0	1/1	-	0/0	22:23	
<b>Totals</b>				<b>14-2</b>	<b>248</b>	<b>72</b>	<b>159</b>	<b>17</b>	<b>72/215</b>	<b>4,334</b>	<b>951</b>	<b>4.6</b>	<b>1,444</b>	<b>373</b>	<b>3.9</b>	<b>2,890</b>	<b>57-373</b>	<b>3,263</b>	<b>521/</b>	<b>291/</b>	<b>19</b>	<b>96-41.4</b>	<b>93-728</b>	<b>31-11</b>	<b>217</b>	<b>24</b>	<b>6</b>	<b>18</b>	<b>0</b>	<b>22/22</b>	<b>0/2</b>	<b>17/18</b>	<b>28:03</b>
<b>Div.</b>	<b>1/15</b>	<b>vs MIA</b>	<b>[W]</b>	<b>10</b>	<b>0</b>	<b>6</b>	<b>4</b>	<b>2/13</b>	<b>131</b>	<b>64</b>	<b>2.0</b>	<b>21</b>	<b>18</b>	<b>1.2</b>	<b>110</b>	<b>5-31</b>	<b>141</b>	<b>41/</b>	<b>16/</b>	<b>2</b>	<b>9-39.6</b>	<b>9-88</b>	<b>6-5</b>	<b>7</b>	<b>1</b>	<b>0</b>	<b>1</b>	<b>0</b>	<b>1/1</b>	<b>-</b>	<b>0/0</b>	<b>24:37</b>	
<b>AFC</b>	<b>1/23</b>	<b>vs TEN</b>	<b>[L]</b>	<b>17</b>	<b>8</b>	<																											

JACKSONVILLE JAGUARS 1998 OFFENSE GAME-BY-GAME

Wk.	Date	Opp	FIRST DOWNS			TOT. OFFENSE			RUSHING			PASSING			PUNTS			PEN.			FUM.			Tot.									
			Tot	Run	Pass	Pen	Yds	Plays	Avg.	Yds	Att.	Avg.	Net	Sacks	Gross	Att./	Cmp./	Int.	Avg.	Yards	Loss	Pts.	TD		Rn	Ps	Rt	Sfty	PAT	2PT	FGs	T.O.P.	
1	9/6	at CHI	[W]	21	10	11	0	7/14	367	69	5.3	160	33	4.8	207	35/	22/	2	5-43.0	3-26	4-1	24	3	1	2	0	0	3/3	-	1/1	29:50		
2	9/13	vs KC	[W]	19	9	7	3	6/12	256	58	4.5	145	38	4.0	111	18/	11/	0	4-36.8	6-44	0-0	21	3	1	1	1	0	3/3	-	0/2	29:44		
3	9/20	vs BAL	[W]	21	4	16	1	4/14	519	69	7.5	154	32	4.8	365	34/	25/	0	8-38.0	8-60	1-1	24	3	1	2	0	0	3/3	-	1/2	33:51		
4	9/27	at TEN	[W]	19	6	10	3	8/15	297	67	4.4	148	37	4.0	149	28/	17/	2	3-51.3	10-72	1-1	27	3	1	2	0	0	3/3	-	2/2	32:54		
6	10/12	vs MIA	[W]	12	5	6	1	2/10	385	43	9	186	23	8.1	199	18/	12/	1	7-44.7	8-86	1-0	28	4	2	2	0	0	4/4	-	0/1	20:54		
7	10/18	at BUF	[L]	16	7	9	0	7/16	238	65	3.7	134	34	3.9	104	28/	16/	0	5-52.4	8-58	1-0	16	1	1	0	0	1/1	-	3/3	34:02			
8	10/25	at DEN	[L]	24	5	18	1	5/14	348	69	5	66	16	4.1	282	46/	28/	0	4-39.5	9-56	2-1	24	3	0	3	0	0	3/3	-	1/2	26:13		
9	11/ 1	at BAL	[W]	20	8	10	2	5/10	364	56	6.5	111	32	3.5	253	22/	15/	1	3-45.0	10-73	0-0	45	6	2	2	2	0	6/6	-	1/1	28:04		
10	11/ 8	vs CIN	[W]	14	9	5	0	4/13	272	55	4.9	137	32	4.2	135	21/	9/	0	5-46.2	9-58	1-1	24	3	1	1	1	0	3/3	-	1/1	24:10		
11	11/15	vs TB	[W]	18	8	10	0	7/16	374	68	5.5	144	28	5.1	230	37/	22/	0	6-50.3	8-58	1-0	29	3	3	0	0	2/2	0/1	3/3	31:11			
12	11/22	at PIT	[L]	17	6	10	1	9/16	301	69	4.4	97	26	3.7	204	42/	18/	3	6-49.8	5-30	1-1	15	2	1	1	0	0	1/1	1/1	0/0	25:16		
13	11/29	at CIN	[W]	16	1	14	1	7/17	322	65	5	79	29	2.7	243	35/	19/	0	6-45.5	7-51	0-0	34	4	0	4	0	0	4/4	-	2/2	29:25		
14	12/ 6	vs DET	[W]	24	12	8	4	8/13	426	68	6.3	205	43	4.8	221	24/	15/	0	2-40.5	7-45	0-0	37	4	2	2	0	0	4/4	-	3/3	35:39		
15	12/13	vs TEN	[L]	15	4	9	2	4/12	241	54	4.5	69	23	3.0	172	29/	18/	1	6-50.7	9-65	1-0	13	1	1	0	0	1/1	-	2/2	29:51			
16	12/20	at MIN	[L]	15	9	3	3	3/13	207	59	3.5	138	28	4.9	69	27/	12/	2	8-43.6	7-56	3-2	10	1	0	1	0	0	1/1	-	1/1	26:28		
17	12/28	vs PIT	[W]	16	8	7	1	8/15	297	55	5.4	129	33	3.9	168	19/	10/	0	7-42.4	7-60	1-0	21	3	2	1	0	0	3/3	-	0/0	26:13		
<b>Totals</b>				<b>11-5</b>	<b>287</b>	<b>111</b>	<b>153</b>	<b>23</b>	<b>94/220</b>	<b>5,214</b>	<b>989</b>	<b>2,102</b>	<b>487</b>	<b>4.3</b>	<b>3,112</b>	<b>39-231</b>	<b>3,343</b>	<b>463/</b>	<b>269/</b>	<b>12</b>	<b>85-45.0</b>	<b>121-898</b>	<b>18-8</b>	<b>392</b>	<b>47</b>	<b>19</b>	<b>24</b>	<b>4</b>	<b>0</b>	<b>45/45</b>	<b>1/2</b>	<b>21/26</b>	<b>28:59</b>
<b>WC</b>	<b>1/3</b>	<b>vs NE</b>	[W]	<b>17</b>	<b>6</b>	<b>9</b>	<b>2</b>	<b>7/18</b>	<b>308</b>	<b>73</b>	<b>4.2</b>	<b>160</b>	<b>37</b>	<b>4.3</b>	<b>148</b>	<b>34/</b>	<b>14/</b>	<b>0</b>	<b>6-44.8</b>	<b>25</b>	<b>2-0</b>	<b>25</b>	<b>2</b>	<b>1</b>	<b>1</b>	<b>0</b>	<b>0</b>	<b>1/1</b>	<b>0/1</b>	<b>4/4</b>	<b>32:00</b>		
<b>DIV</b>	<b>1/10</b>	<b>at NYJ</b>	[L]	<b>14</b>	<b>5</b>	<b>8</b>	<b>1</b>	<b>4/12</b>	<b>251</b>	<b>53</b>	<b>4.7</b>	<b>95</b>	<b>22</b>	<b>4.3</b>	<b>156</b>	<b>31/</b>	<b>12/</b>	<b>3</b>	<b>3-37.0</b>	<b>24</b>	<b>1-1</b>	<b>24</b>	<b>3</b>	<b>0</b>	<b>3</b>	<b>0</b>	<b>0</b>	<b>3/3</b>	<b>-</b>	<b>1/1</b>	<b>20:44</b>		

JACKSONVILLE JAGUARS 1998 DEFENSE GAME-BY-GAME

Wk.	Date	Opp	FIRST DOWNS			TOT. OFFENSE			RUSHING			PASSING			PUNTS			PEN.			FUM.			Tot.								
			Tot	Run	Pass	Pen	Yds	Plays	Avg.	Yds	Att.	Avg.	Net	Sacks	Gross	Att./	Cmp./	Int.	Avg.	Yards	Loss	Pts.	TD		Rn	Ps	Rt	Sfty	PAT	2PT	FGs	T.O.P.
1.	9/6	at CHI	[W]	16	9	6	1	5/13	321	61	5.3	132	34	3.9	189	27/	16/	0	4-45.5	4-26	2-2	23	2	1	0	1	0	2/2	-	3/4	30:10	
2	9/13	vs KC	[W]	23	7	14	2	3/11	364	64	5.7	111	25	4.4	253	37/	23/	0	4-43.3	5-54	3-2	16	1	1	0	0	0	1/1	-	3/3	30:16	
3	9/20	vs BAL	[W]	11	3	8	0	2/15	313	61	5.1	81	25	3.2	232	34/	17/	1	10-49.1	7-54	0-0	10	1	0	1	0	0	1/1	-	1/1	26:09	
4	9/27	at TEN	[W]	15	4	9	2	5/13	219	57	3.8	40	20	2.0	179	33/	17/	2	3-50.3	9-73	3-1	22	2	0	2	0	0	1/1	0/1	3/3	27:06	
6	10/12	vs MIA	[W]	25	7	16	2	6/14	374	79	4.7	67	28	2.4	307	49/	30/	1	6-41.7	11-89	1-1	21	3	1	2	0	0	3/3	-	0/1	39:06	
7	10/18	at BUF	[L]	22	7	12	3	8/15	337	63	5.3	110	23	4.8	227	39/	18/	0	5-39.2	6-53	1-1	17	2	1	1	0	0	2/2	-	1/1	25:58	
8	10/25	at DEN	[L]	24	10	12	2	6/14	465	71	6-5	170	36	4.7	295	35/	21/	0	3-41.7	8-54	0-0	37	4	3	1	0	0	4/4	-	3/3	33:47	
9	11/ 1	at BAL	[W]	22	6	14	2	5/10	357	59	6.1	126	23	5.5	231	34/	27/	1	4-32.5	9-70	5-4	19	3	0	3	0	0	1/1	0/2	0/0	31:56	
10	11/ 8	vs CIN	[W]	19	5	12	2	4/16	318	71	4.5	118	27	4.4	200	40/	24/	1	6-41.2	4-40	4-1	11	1	0	1	0	0	0/0	1/1	1/1	35:50	
11	11/15	vs TB	[W]	13	8	5	0	4/13	343	59	5.8	157	33	4.8	186	24/	10/	2	6-45.8	7-52	1-1	24	3	0	3	0	0	3/3	-	1/1	28:49	
12	11/22	at PIT	[L]	18	5	13	0	9/18	329	70	4.7	121	34	3.6	208	36/	25/	0	7-36.9	3-25	0-0	30	3	0	1	2	0	3/3	-	3/3	34:44	
13	11/29	at CIN	[W]	20	6	12	2	5/15	355	68	5.2	131	24	5.5	224	43/	24/	2	4-49.8	3-27	3-2	17	2	1	1	0	0	2/2	-	1/2	30:35	
14	12/ 6	vs DET	[W]	16	3	12	1	6/15	332	60	5.5	120	22	5.5	212	33/	14/	0	3-39.3	9-76	0-0	22	2	0	2	0	0	1/1	0/1	3/4	24:21	
15	12/13	vs TEN	[L]	20	7	13	0	6/15	354	68	5.2	131	27	4.9	223	39/	22/	1	4-48.3	9-73	1-1	16	1	0	1	0	0	1/1	-	3/3	30:09	
16	12/20	at MIN	[L]	25	11	12	2	4/12	417	71	5.9	180	33	5.5	237	37/	20/	0	5-48.6	8-108	0-0	50	6	1	4	1	0	5/5	0/1	3/3	33:32	
17	12/28	vs PIT	[W]	20	10	8	2	3/13	361	75	4.8	205	36	5.7	156	37/	17/	2	4-41.0	7-79	1-1	3	0	0	0	0	0	0/0	-	1/2	33:47	
<b>Totals</b>				<b>11-5</b>	<b>309</b>	<b>108</b>	<b>178</b>	<b>23</b>	<b>81/222</b>	<b>5,559</b>	<b>1,057</b>	<b>2,000</b>	<b>450</b>	<b>4.4</b>	<b>3,559</b>	<b>3768</b>	<b>577/</b>	<b>325/</b>	<b>13</b>	<b>78-43.5</b>	<b>109-953</b>	<b>25-17</b>	<b>338</b>	<b>36</b>	<b>9</b>	<b>23</b>	<b>4</b>	<b>0</b>	<b>30/30</b>	<b>1/6</b>	<b>30/35</b>	<b>31:01</b>
<b>WC</b>	<b>1/ 3</b>	<b>vs NE</b>	[W]	<b>14</b>	<b>3</b>	<b>11</b>	<b>0</b>	<b>5/15</b>	<b>206</b>	<b>65</b>	<b>3.2</b>	<b>35</b>	<b>19</b>	<b>1.8</b>	<b>171</b>	<b>44/</b>	<b>21/</b>	<b>1</b>	<b>8-47.3</b>	<b>6-50</b>	<b>4-2</b>	<b>10</b>	<b>1</b>	<b>1</b>	<b>0</b>	<b>0</b>	<b>0</b>	<b>1/1</b>	<b>-</b>	<b>1/1</b>	<b>28:00</b>	
<b>DIV</b>	<b>1/10</b>	<b>at NYJ</b>	[L]	<b>29</b>	<b>11</b>	<b>17</b>	<b>1</b>	<b>10/14</b>	<b>429</b>	<b>77</b>	<b>5.6</b>	<b>151</b>	<b>39</b>	<b>3.9</b>	<b>278</b>	<b>36/</b>	<b>24/</b>	<b>1</b>	<b>2-34.5</b>	<b>5-38</b>	<b>2-2</b>	<b>34</b>	<b>4</b>	<b>3</b>	<b>1</b>	<b>0</b>	<b>0</b>	<b>4/4</b>	<b>-</b>	<b>2/2</b>	<b>39:16</b>	

JACKSONVILLE JAGUARS 1997 OFFENSE GAME-BY-GAME

Wk.	Date	Opp	FIRST DOWNS			TOT. OFFENSE			RUSHING			PASSING			PUNTS			FUM.			Tot.												
			Tot	Run	Pass	Pen	3 <sup>RD</sup>	Down	Yards	Plays	Avg.	Yards	Att.	Avg.	Net	Sacks	Gross	Att./	Cmp./	Int.		Avg.	Yards	Pen.	Lost	Pts.	TD	Rn	Ps	Rt	Sfty	PAT	2PT
1	8/31	BAL	[W]	19	6	13	0	7/14	411	63	6.5	108	31	3.5	303	3-14	317	29/	23/	0	5-45.2	11-64	1-1	28	4	2	2	0	0	4/4	-	0/1	31:59
2	9/7	vs NYG	[W]	22	7	12	3	6/17	375	75	5.0	123	39	3.2	252	1-0	252	35/	23/	0	6-51.5	9-71	1-1	40	4	4	0	0	0	4/4	-	4/4	39:39
4	9/22	vs PIT	[W]	23	5	16	2	9/17	343	72	4.8	40	26	1.5	303	3-25	328	43/	25/	0	1-38.0	4-35	0-0	30	3	1	1	1	0	3/3	-	3/5	33:55
5	9/28	at WAS	[L]	11	3	8	0	3/13	204	56	3.6	70	22	3.2	134	3-19	153	31/	16/	2	3-46.0	7-68	0-0	12	0	0	0	0	0/0	-	4/4	24:52	
6	10/5	vs CIN	[W]	21	8	10	3	6/12	308	63	4.9	160	33	4.8	148	3-16	164	27/	14/	0	5-50.6	5-40	1-0	21	3	0	3	0	3/3	-	0/1	30:37	
7	10/12	vs PHI	[W]	21	12	8	1	2/7	306	48	6.4	149	24	6.2	157	4-6	163	20/	15/	0	4-48.5	7-35	2-1	38	5	5	0	0	5/5	-	1/1	23:30	
8	10/19	at DAL	[L]	15	3	11	1	5/11	271	51	5.3	42	18	2.3	229	2-13	242	31/	21/	1	5-53.8	10-98	0-0	22	3	0	3	0	2/2	1/1	0/0	26:36	
9	10/26	at PIT ot	[L]	16	3	11	2	4/14	267	58	4.6	73	23	3.2	194	4-20	214	31/	15/	1	7-36.1	11-69	3-0	17	2	0	2	0	2/2	-	1/1	24:20	
10	11/2	at TEN	[W]	17	7	9	1	6/16	290	65	4.5	135	31	4.4	155	3-14	169	31/	17/	1	4-51.8	6-65	1-1	30	3	1	1	1	0	3/3	-	3/3	33:24
11	11/9	vs KC	[W]	16	8	8	0	0/8	332	51	6.5	150	27	5.6	182	3-17	199	21/	9/	1	7-42.3	5-39	1-1	24	3	2	1	0	3/3	-	1/1	23:46	
12	11/16	vs TEN	[W]	21	6	14	1	8/15	352	68	5.2	103	36	2.9	249	2-18	267	30/	22/	0	5-45.2	4-58	2-2	17	2	1	1	0	2/2	-	1/1	32:53	
13	11/23	at CIN	[L]	20	7	12	1	3/10	415	58	7.2	135	24	5.6	280	1-6	286	33/	20/	1	1-56.0	5-41	2-2	26	2	1	1	0	2/2	-	4/4	24:06	
14	11/30	vs BAL	[W]	23	7	14	2	7/16	404	72	5.6	91	31	2.9	313	1-4	317	40/	25/	1	2-41.5	11-122	0-0	29	2	1	1	0	2/2	-	5/5	35:11	
15	12/7	vs NE	[L]	23	10	12	1	8/15	341	73	4.7	107	27	4	234	4-17	251	42/	25/	0	3-38.3	9-63	2-2	20	3	0	2	1	0	2/2	0/1	0/1	32:29
16	12/14	at BUF	[W]	20	5	15	0	4/13	388	65	6.0	91	31	2.9	297	2-20	317	32/	24/	1	4-38.5	3-35	0-0	20	2	2	0	0	2/2	-	2/2	31:33	
17	12/21	at OAK	[W]	20	6	14	0	4/11	417	60	7.0	143	31	4.6	274	1-9	283	28/	19/	0	4-36.8	3-11	1-0	20	2	0	2	0	2/2	-	2/2	28:25	
<b>Totals</b>			11-5	308	103	187	18	82/209	5,424	998	5.4	1,720	454	3.8	3,704	40-218	3922	504/	313/	9	66-44.9	110-914	17-11	394	43	20	20	3	0	41/41	1/2	31/36	29:40
<b>WC 12/27 at DEN</b>			[L]	14	3	9	2	3/10	237	49	4.8	50	14	3.6	187	3-16	203	32/	18/	1	4-29.5	9-54	1-1	17	2	1	0	1	0	2/2	-	1/1	19:01

JACKSONVILLE JAGUARS 1997 DEFENSE GAME-BY-GAME

Wk.	Date	Opp	FIRST DOWNS			TOT. OFFENSE			RUSHING			PASSING			PUNTS			FUM.			Tot.												
			Tot	Run	Pass	Pen	3 <sup>RD</sup>	Down	Yards	Plays	Avg.	Yards	Att.	Avg.	Net	Sacks	Gross	Att./	Cmp./	Int.		Avg.	Yards	Pen.	Lost	Pts.	TD	Rn	Ps	Rt	Sfty	PAT	2PT
1	8/31	BAL	[W]	22	5	16	1	7/13	373	61	6.1	72	17	4.2	301	3-21	322	41/	24/	3	3-43.7	3-20	0-0	27	3	0	3	0	0	3/3	-	2/2	28:01
2	9/7	vs NYG	[W]	13	3	8	2	2/12	206	53	3.9	39	16	2.4	167	2-15	182	35/	16/	1	9-45.2	9-79	2-2	13	2	1	1	0	0	1/1	0/1	0/0	20:21
4	9/22	vs PIT	[W]	19	7	10	2	5/9	306	48	6.4	153	30	5.1	153	2-2	155	16/	11/	1	2-39.0	6-82	1-1	21	3	1	2	0	0	3/3	-	0/1#	26:05
5	9/28	at WAS	[L]	20	7	13	0	11/17	336	70	4.8	113	42	2.7	223	4-21	244	24/	16/	1	2-42.5	2-15	2-2	24	3	0	3	0	0	3/3	-	1/2	35:08
6	10/5	vs CIN	[W]	17	10	6	1	5/14	348	61	5.7	148	29	5.1	200	5-32	232	27/	16/	0	5-46.4	11-80	0-0	13	2	2	0	0	0	1/2#	-	0/0	29:23
7	10/12	vs PHI	[W]	23	4	18	1	8/16	393	73	5.4	90	27	3.3	303	4-22	325	42/	27/	1	#5-32.0	8-65	2-1	21	3	0	3	0	0	3/3	-	0/1	36:30
8	10/19	at DAL	[L]	24	6	15	3	7/14	337	67	5.0	99	33	3	238	2-24	262	32/	21/	0	3-44.0	4-40	1-0	26	3	1	2	0	2/2	0/1	2/3	33:24	
9	10/26	at PIT ot	[L]	26	8	17	1	9/17	439	82	5.4	141	37	3.8	298	3-19	317	42/	25/	1	5-42.6	5-54	3-2	23	3	1	2	0	2/2	-	1/1	41:27	
10	11/2	at TEN	[W]	15	6	8	1	4/11	302	51	5.9	107	27	4	195	2-16	211	22/	13/	1	3-50.0	9-59	3-1	24	3	2	0	1	0	3/3	-	1/3	26:36
11	11/9	vs KC	[W]	22	9	13	0	7/18	413	85	4.9	148	29	5.1	265	6-49	314	50/	29/	2	4-46.0	6-48	5-3	10	1	0	0	1	0	1/1	-	1/1	36:14
12	11/16	vs TEN	[W]	17	6	9	2	3/12	320	56	5.7	136	33	4.1	184	0-0	184	23/	9/	2	6-42.0	6-37	0-0	9	1	0	1	0	0/0	0/1	1/2	27:07	
13	11/23	at CIN	[L]	24	10	13	1	7/15	327	73	4.5	124	36	3.4	203	1-8	211	36/	26/	0	6-34.8	5-79	1-0	31	4	2	2	0	0	4/4	-	1/1	35:54
14	11/30	vs BAL	[W]	17	6	9	2	5/12	221	55	4.0	58	22	2.6	163	4-25	188	29/	18/	0	6-43.0	6-71	1-0	27	4	1	2	1	0	3/3	0/1	0/0	24:49
15	12/7	vs NE	[L]	16	1	14	1	4/13	282	57	4.9	55	20	2.9	227	2-7	234	35/	26/	0	4-41.5	5-31	1-0	26	2	0	2	0	2/2	-	4/5	27:31	
16	12/14	at BUF	[W]	24	12	10	2	9/17	335	76	4.4	143	33	4.3	192	2-18	210	41/	19/	1	4-37.8	0-0	3-2	14	1	1	0	0	0/0	1/1	2/2	28:27	
17	12/21	at OAK	[W]	19	7	11	1	9/16	300	67	4.5	108	24	4.5	192	6-52	244	37/	24/	0	6-42.0	5-40	1-1	9	1	0	1	0	0/0	0/1	1/1	31:35	
<b>Totals</b>			11-5	318	107	190	21	102/226	5,238	1,035	5.1	1,734	455	3.8	3,504	48-331	3835	532/	320/	14	73-41.9	90-800	26-15	318	39	12	24	3	0	31/32	1/6	17/25	30:20
<b>WC 12/27 at DEN</b>			[L]	28	18	8	2	12/16	511	76	6.7	310	49	6.3	201	3-22	223	24/	16/	0	3-33.0	9-94	3-2	42	6	5	1	0	0	6/6	-	0/0	40:59



JACKSONVILLE JAGUARS 1996 OFFENSE GAME-BY-GAME

Wk.	Date	Opp	FIRST DOWNS			TOT. OFFENSE			RUSHING			PASSING			PUNTS			FUM.			Tot.	Tot.												
			Tot	Run	Pass	Pen	Down	Yds	Plays	Avg.	Yards	Att.	Avg.	Sacks	Gross	Att./	Cmp./	Int.	Avg.	Yards			Lost	Pts.	TD	Rn	Ps	Rt	Sfty	PAT	2PT	FGs	T.O.P.	
1	9/1	vs PIT	[W]	22	7	12	3	10/16	313	71	4.4	119	36	3.3	194	4-18	212	31/	20/	2	5-41.4	4-35	1-0	24	3	1	2	0	0	3/3	-	1/1	35:06	
2	9/8	vs HOU	[L]	26	7	18	1	1/6	370	61	6.1	72	21	3.4	298	2-4	302	38/	27/	2	1-48.0	6-55	2-1	27	3	1	2	0	0	3/3	-	2/3	31:15	
3	9/15	at OAK	[L]	14	2	9	3	2/13	270	61	4.4	69	21	3.3	201	3-16	217	37/	18/	2	7-36.6	8-58	1-0	3	0	0	0	0	0/0	-	1/1	31:41		
4	9/22	at NE ot	[L]	12	1	11	0	5/14	442	52	8.5	29	11	2.6	413	2-19	432	39/	23/	1	5-40.6	17-148	2-1	25	3	0	3	0	2/2	1/1	1/2	24:58		
5	9/29	vs CAR	[W]	22	10	11	1	8/14	378	68	5.6	179	38	4.7	199	3-15	214	27/	15/	1	6-51.7	13-118	2-1	24	3	2	1	0	0	3/3	-	1/1	34:59	
6	10/6	at NO	[L]	22	7	12	3	6/15	382	70	5.5	141	34	4.1	241	1-9	250	35/	28/	0	3-41.0	10-99	3-2	13	1	0	1	0	1/1	-	2/3	37:19		
7	10/13	vs NYJ	[W]	10	2	7	1	5/14	289	51	5.7	72	23	3.1	217	5-31	248	23/	14/	0	7-39.3	15-123	2-0	21	2	0	2	0	1/1	1/1	2/2	26:57		
8	10/20	at STL	[L]	36	10	24	2	11/14	538	87	6.2	118	33	3.5	420	2-1	421	52/	37/	5	0-0.0	3-15	2-1	14	2	2	0	0	2/2	-	0/0	41:34		
9	10/27	at CIN	[L]	19	8	10	1	5/13	338	63	5.4	149	28	5.3	189	4-26	215	31/	18/	2	7-43.6	8-48	2-0	21	3	1	2	0	0	3/3	-	0/0	28:24	
11	11/10	vs BAL	[W]	22	3	17	2	4/12	418	63	6.6	86	20	4.3	332	6-22	354	37/	24/	1	4-49.3	8-65	1-1	30	3	2	1	0	1/1	1/2	3/3	26:27		
12	11/17	at PIT	[L]	20	2	14	4	3/13	239	71	3.4	78	18	4.3	161	6-54	215	47/	28/	2	8-43.4	12-84	5-2	3	0	0	0	0	0/0	-	1/1	33:21		
13	11/24	at BAL ot	[W]	23	5	16	2	9/16	374	75	5.0	82	27	3.0	292	2-14	306	46/	28/	2	4-50.8	13-80	1-0	28	3	1	2	0	2/2	1/1	2/3	35:25		
14	12/1	vs CIN	[W]	19	3	16	0	3/11	422	58	7.3	66	23	2.9	356	1-0	356	34/	21/	0	3-51.7	5-44	1-0	30	2	0	1	1	0	1/1	1/1	5/5	27:22	
15	12/8	at HOU	[W]	19	8	8	3	6/14	279	63	4.4	114	35	3.3	165	3-7	172	25/	15/	0	3-47.3	2-10	1-1	23	2	2	0	0	2/2	-	3/4	30:44		
16	12/15	vs SEA	[W]	18	7	10	1	5/12	351	60	5.9	133	31	4.3	218	3-13	231	26/	19/	0	3-36.7	2-21	2-0	20	2	0	2	0	2/2	-	2/3	30:35		
17	12/22	vs ATL	[W]	21	8	13	0	4/11	357	64	5.6	143	32	4.5	214	3-8	222	29/	18/	0	3-45.0	1-3	0-0	19	1	1	0	0	1/1	-	4/4	30:43		
<b>Totals</b>				9-7	325	90	208	27	87/208	5,760	1,038	5.5	1,650	431	3.8	4,110	50-257	4,367	557/	353/	20	69-43.7	127-1006	29-10	325	33	13	19	1	0	27/27	5/6	30/36	31:18
<b>WC 12/28 at BUF</b>			[W]	18	5	13	0	7/17	409	70	5.8	184	35	5.3	225	2-14	239	33/	18/	2	5-50.6	6-42	0-0	30	3	1	1	1	0	3/3	-	3/4	33:06	
<b>DIV 1/4 at DEN</b>			[W]	22	9	11	2	8/15	443	67	6.6	203	36	5.6	240	2-5	245	29/	18/	0	3-39.7	3-18	0-0	30	3	1	2	0	0	3/3	-	3/3	32:24	
<b>AFC 1/12 at NE</b>			[L]	18	6	12	0	5/14	289	72	4	101	33	3.1	188	1-2	190	38/	20/	2	5-36.4	4-23	3-2	6	0	0	0	0	0/0	-	2/2	-	2/2	34:43

JACKSONVILLE JAGUARS 1996 DEFENSE GAME-BY-GAME

Wk.	Date	Opp	FIRST DOWNS			TOT. OFFENSE			RUSHING			PASSING			PUNTS			FUM.			Tot.	Tot.												
			Tot	Run	Pass	Pen	Down	Yds	Plays	Avg.	Yards	Att.	Avg.	Sacks	Gross	Att./	Cmp./	Int.	Avg.	Yards			Lost	Pts.	TD	Rn	Ps	Rt	Sfty	PAT	2PT	FGs	T.O.P.	
1	9/1	vs PIT	[W]	13	8	5	0	3-12	187	52	3.6	101	25	4.0	86	4-21	107	23/	12/	1	6-39.5	7-40	2-1	9	0	0	0	0	0/0	-	3/3	24:54		
2	9/8	vs HOU	[L]	21	9	10	2	6-11	401	54	7.4	181	31	5.8	220	1-6	226	22/	14/	0	2-43.5	7-60	2-1	34	4	1	3	0	0	4/4	-	2/2	28:45	
3	9/15	at OAK	[L]	18	5	12	1	5-13	331	58	5.7	134	30	4.5	197	1-3	200	27/	18/	2	5-42.4	10-90	3-1	17	2	0	1	1	0	2/2	-	1/1	28:19	
4	9/22	at NE ot	[L]	26	9	14	3	7-17	353	79	4.5	123	31	4.0	230	4-25	255	44/	27/	1	2-38.0	6-30	1-1	28	2	1	1	0	1/2	-	5/6	37:38		
5	9/29	vs CAR	[W]	21	1	14	6	5-13	272	63	4.3	57	21	2.7	215	5-46	261	37/	17/	0	7-43.1	7-41	4-2	14	2	0	2	0	1/2	1/1	0/1	25:01		
6	10/6	at NO	[L]	11	3	6	2	3-11	197	47	4.2	36	19	1.9	161	0-0	161	28/	15/	1	6-36.7	10-68	0-0	17	2	1	1	0	2/2	-	1/1	22:41		
7	10/13	vs NYJ	[W]	24	5	15	4	8-17	367	74	5.0	91	30	3.0	276	0-0	276	44/	23/	2	4-48.5	3-25	1-0	17	2	0	2	0	2/2	-	1/2	33:03		
8	10/20	at STL	[L]	9	5	3	1	4-10	204	39	5.2	83	20	4.2	121	2-8	129	17/	9/	1	5-48.6	7-55	2-0	17	2	0	1	1	0	2/2	-	1/1	18:26	
9	10/27	at CIN	[L]	16	5	11	0	9-17	267	67	4.0	60	31	1.9	207	5-42	249	31/	20/	0	6-47.7	5-33	0-0	28	4	2	2	0	4/4	-	0/0	31:36		
11	11/10	vs BAL	[W]	24	9	14	1	4-10	387	67	5.8	152	36	4.2	235	4-18	253	27/	17/	0	5-35.8	6-78	3-3	27	3	0	3	0	3/3	-	2/2	33:33		
12	11/17	at PIT	[L]	15	9	6	0	7-15	198	59	3.4	108	32	3.4	90	2-19	109	25/	7/	1	6-39.8	6-58	1-0	28	4	1	2	1	0	4/4	-	0/1	26:39	
13	11/24	at BAL ot	[W]	29	7	19	3	8-15	460	81	5.7	104	30	3.5	356	1-10	366	50/	31/	0	3-42.3	7-109	2-2	25	2	1	0	1	0	1/1	0/1	4/5	33:41	
14	12/1	vs CIN	[W]	27	10	16	1	6-13	485	70	6.9	172	31	5.5	313	0-0	313	39/	23/	2	3-34.3	5-25	0-0	27	3	0	3	0	3/3	-	2/3	32:38		
15	12/8	at HOU	[W]	21	7	14	0	5-11	361	62	5.8	74	20	3.7	287	5-21	308	37/	24/	1	3-44.3	4-45	4-3	17	2	1	1	0	2/2	-	1/2	29:16		
16	12/15	vs SEA	[W]	19	8	10	1	6-14	306	62	4.9	159	29	5.5	147	2-9	156	31/	16/	1	4-41.5	5-33	1-0	13	1	0	1	0	1/1	-	2/2	29:25		
17	12/22	vs ATL	[W]	21	10	11	0	7-12	309	58	5.3	146	31	4.7	163	1-9	172	26/	17/	0	4-43.8	2-10	0-0	17	2	1	1	0	2/2	-	1/2	29:17		
<b>Totals</b>				9-7	316	110	181	25	93/211	5,095	993	5.1	1,781	447	4.0	3,314	37-237	3,551	509/	291/	13	71-42.0	97-800	26-14	335	37	9	24	4	0	33/35	1/2	26/34	28:42
<b>WC 12/28 at BUF</b>			[W]	19	5	14	0	5-15	308	68	4.5	92	29	3.2	216	3-30	246	36/	22/	1	5-43.2	6-39	4-2	27	3	1	1	1	0	3/3	-	2/2	26:54	
<b>DIV 1/4 at DEN</b>			[W]	21	7	13	1	6-12	351	60	5.9	126	21	6.0	225	1-1	226	38/	25/	0	5-42.6	8-64	1-0	27	4	2	2	0	0	1/2	1/2	0/0	27:36	
<b>AFC 1/12 at NE</b>			[L]	13	6	7	0	2-13	234	59	4.0	73	2																					

JACKSONVILLE JAGUARS 1995 OFFENSE GAME-BY-GAME

Wk.	Date	Opp	FIRST DOWNS			3 <sup>RD</sup>			TOT. OFFENSE			RUSHING			PASSING			PUNTS			FUM.			T.O.P.										
			Tot	Run	Pass	Pen	DOWN	Yards	Plays	Avg.	Yards	Att.	Avg.	Net	Sacks	Gross	Att./	Cmp./	Int.	Avg.	Yards	Pen.	Lost		Pts.	TD	Rn	Ps	Rt	Sfty	PAT	2PT	FGs	
1	9/3	vs HOU	[L]	10	6	4	0	2/12	146	52	2.8	2.8	101	22	4.6	45	4-24	69	26/	10/	1	8-43.1	6-30	2-1	3	0	0	0	0	0/0	-	1/2	24:16	
2	9/10	at CIN	[L]	14	5	8	1	7/17	259	66	3.9	3.9	119	29	4.1	140	7-39	179	30/	12/	1	6-41.5	7-59	1-1	17	2	1	1	0	2/2	-	1/1	29:58	
3	9/17	at NYJ	[L]	20	11	6	3	7/17	251	74	3.4	3.4	146	35	4.2	105	6-33	138	33/	15/	1	6-46.5	8-44	3-2	10	1	0	1	0	1/1	-	1/1	27:48	
4	9/24	vs GB	[L]	13	2	10	1	5/15	201	57	3.5	3.5	76	23	3.3	125	5-31	156	29/	16/	0	8-45.4	8-52	0-0	14	2	0	2	0	2/2	-	0/0	26/09	
5	10/1	at HOU	[W]	16	5	7	4	1/8	219	50	4.4	4.4	68	20	3.4	151	3-23	174	27/	15/	1	5-46.2	7-58	2-2	17	2	1	1	0	2/2	-	1/1	25/52	
6	10/8	vs PIT	[W]	17	6	10	1	3/14	267	63	4.2	4.2	96	29	3.3	171	4-18	189	30/	17/	0	8-48.5	5-86	1-0	20	2	1	1	0	2/2	-	2/2	32/06	
7	10/15	vs CHI	[L]	26	7	16	3	6/13	409	72	5.7	5.7	121	23	5.3	288	1-14	302	48/	30/	1	1-55.0	8-51	0-0	27	3	0	3	0	3/3	-	2/4	31:10	
8	10/22	at CLE	[W]	24	12	9	3	12/17	315	74	4.3	4.3	159	45	3.5	156	1-8	164	28/	16/	1	3-37.0	10-64	2-1	23	3	1	1	1	2/3	-	1/1	32:24	
9	10/29	at PIT	[L]	14	4	9	1	2/14	229	60	3.8	3.8	84	20	4.2	145	7-44	189	33/	18/	0	9-41.0	8-67	2-1	7	1	0	1	0	1/1	-	0/0	28:36	
11	11/12	vs SEA	[L]	19	10	6	3	2/7	266	51	5.2	5.2	161	28	5.8	105	3-16	121	20/	13/	1	3-46.3	9-75	2-1	30	3	2	1	0	3/3	-	3/3	25:57	
12	11/19	at TB	[L]	19	6	12	1	5/13	350	59	5.9	5.9	87	23	3.8	263	3-10	273	33/	24/	1	6-41.8	6-42	1-0	16	2	1	1	0	1/1	0/1	1/1	31:00	
13	11/26	vs CIN	[L]	18	4	13	1	4/12	295	58	5.1	5.1	78	20	3.9	217	4-28	245	34/	18/	1	4-46.0	8-104	4-1	13	1	0	1	0	1/1	-	2/4	30:26	
14	12/3	at DEN	[L]	13	2	11	0	3/12	260	52	5.0	5.0	69	21	3.3	191	3-7	198	28/	15/	1	5-43.2	10-67	1-1	23	3	0	1	2	2/2	0/1	1/1	28:43	
15	12/10	vs IND	[L]	27	7	16	4	7/13	424	66	6.4	6.4	126	25	5.0	298	2-14	312	39/	26/	1	2-42.5	6-55	1-1	31	4	1	3	0	4/4	-	1/2	31:18	
16	12/17	at DET	[L]	15	7	6	2	5/11	235	51	4.6	4.6	109	20	5.5	126	3-34	160	28/	13/	4	3-45.3	8-67	1-1	0	0	0	0	0	0/0	-	0/1	23:59	
17	12/24	vs CLE	[W]	18	6	11	1	3/10	373	57	6.5	6.5	105	27	3.9	268	1-7	275	29/	17/	0	5-38.0	7-49	0-0	24	2	1	1	0	1/1	1/1	1/1	3/3	28:08
<b>Totals</b>				<b>4-12 283</b>	<b>100</b>	<b>154</b>	<b>29</b>	<b>74/205</b>	<b>4,495</b>	<b>962</b>	<b>4.7</b>	<b>4.7</b>	<b>1,705</b>	<b>410</b>	<b>4.2</b>	<b>2,790</b>	<b>57-354</b>	<b>3,144</b>	<b>495/</b>	<b>275/</b>	<b>15</b>	<b>82-43.8</b>	<b>121-970</b>	<b>23-13</b>	<b>275</b>	<b>31</b>	<b>9</b>	<b>19</b>	<b>3</b>	<b>0</b>	<b>27/28</b>	<b>1/3</b>	<b>20/27</b>	<b>28:37</b>

JACKSONVILLE JAGUARS 1995 DEFENSE GAME-BY-GAME

Wk.	Date	Opp	FIRST DOWNS			3 <sup>RD</sup>			TOT. OFFENSE			RUSHING			PASSING			PUNTS			FUM.			T.O.P.										
			Tot	Run	Pass	Pen	DOWN	Yards	Plays	Avg.	Yards	Att.	Avg.	Net	Sacks	Gross	Att./	Cmp./	Int.	Avg.	Yards	Pen.	Lost		Pts.	TD	Rn	Ps	Rt	Sfty	PAT	2PT	FGs	
1	9/3	vs HOU	[L]	14	8	6	0	6/16	240	64	3.8	3.8	160	41	3.9	80	0-0	80	23/	13/	0	9-44.4	10-69	3-1	10	1	0	1	0	1/1	-	1/1	35:44	
2	9/10	at CIN	[L]	17	5	11	1	6/14	346	63	5.5	5.5	118	30	3.9	228	3-19	247	30/	20/	0	4-40.3	6-49	2-2	24	3	1	2	0	3/3	-	1/2	30:02	
3	9/17	at NYJ	[L]	23	3	18	2	7/15	375	69	5.4	5.4	79	26	3.0	296	0-0	296	43/	27/	1	5-39.0	5-46	0-0	27	3	0	3	0	3/3	-	2/2	32:12	
4	9/24	vs GB	[L]	16	5	10	1	9/16	322	61	5.3	5.3	129	29	4.4	193	2-9	202	30/	20/	1	4-49.0	9-70	2-0	24	3	1	2	0	3/3	-	1/2	33:51	
5	10/1	at HOU	[W]	19	9	9	1	11/19	297	77	3.9	3.9	91	28	3.3	206	2-19	225	47/	27/	1	4-44.8	7-70	3-2	16	1	0	1	0	1/1	-	3/4	34:08	
6	10/8	vs PIT	[W]	16	4	9	3	3/13	350	58	6.0	6.0	68	23	3.0	282	0-0	282	35/	19/	0	5-42.0	5-35	3-1	16	1	0	1	0	1/1	-	3/3	27:54	
7	10/15	vs CHI	[L]	23	9	13	1	8/14	380	62	6.1	6.1	135	33	4.1	245	0-0	245	29/	17/	0	1-29.0	4-46	0-0	30	3	0	3	0	3/3	-	3/3	28:50	
8	10/22	at CLE	[W]	20	3	14	3	6/12	387	59	6.6	6.6	89	24	3.7	298	1-1	299	34/	20/	2	2-40.5	6-66	2-2	15	1	0	1	0	0/0	0/1	3/3	27:36	
9	10/29	at PIT	[L]	20	9	9	2	3/10	316	58	5.4	5.4	138	33	4.2	178	0-0	178	25/	17/	0	6-37.2	6-59	2-1	24	3	1	2	0	3/3	-	1/1	31:24	
11	11/12	vs SEA	[L]	26	12	12	2	8/14	481	73	6.6	6.6	246	40	6.2	235	2-9	244	31/	18/	1	3-48.0	10-129	1-0	47	6	4	2	0	1	6/6	-	1/1	34:05
12	11/19	at TB	[L]	17	11	5	1	2/9	246	54	4.6	4.6	145	33	4.4	101	1-2	103	20/	9/	0	6-45.5	2-20	0-0	17	2	2	0	0	2/2	-	1/1	29:00	
13	11/26	vs CIN	[L]	21	7	12	2	6/13	323	66	4.9	4.9	113	27	4.2	210	0-0	210	39/	19/	3	4-42.8	14-98	0-0	17	2	1	1	0	2/2	-	1/1	29:34	
14	12/3	at DEN	[L]	20	7	13	0	8/13	397	67	5.9	5.9	111	33	3.4	286	0-0	286	34/	22/	1	3-29.0	2-10	2-2	31	4	0	4	0	4/4	-	1/1	31:17	
15	12/10	vs IND	[L]	15	9	6	0	8/13	219	52	4.2	4.2	91	35	2.6	128	1-1	129	16/	9/	0	2-43.0	6-72	0-0	41	5	2	2	1	0	5/5	-	2/2	28:42
16	12/17	at DET	[L]	28	11	13	4	7/14	386	71	5.4	5.4	156	41	3.8	230	2-3	233	28/	19/	0	1-28.0	3-51	1-1	44	5	3	2	0	5/5	-	3/3	36:01	
17	12/24	vs CLE	[W]	26	9	17	0	9/17	450	76	5.9	5.9	134	28	4.8	316	3-9	325	45/	28/	3	2-50.5	7-70	1-1	21	3	2	1	0	3/3	-	0/1	31:52	
<b>Totals</b>				<b>4-12 320</b>	<b>121</b>	<b>177</b>	<b>22</b>	<b>107/222</b>	<b>5,515</b>	<b>1,030</b>	<b>5.4</b>	<b>5.4</b>	<b>2,003</b>	<b>504</b>	<b>4.0</b>	<b>3,512</b>	<b>17-72</b>	<b>3,584</b>	<b>509/</b>	<b>304/</b>	<b>13</b>	<b>61-42.0</b>	<b>102-958</b>	<b>22-11</b>	<b>404</b>	<b>46</b>	<b>17</b>	<b>28</b>	<b>1</b>	<b>0</b>	<b>45/45</b>	<b>0/1</b>	<b>27/31</b>	<b>31:23</b>





**JAGUARS RECORD BOOK**  
**REGULAR SEASON WEEK 2 VS. TENNESSEE**





# CAREER RECORDS

## SERVICE

### SEASONS

Brad Meester (2000-13) .....	14
<b>MARCEDES LEWIS (2006-17) .....</b>	<b>12</b>
Josh Scobee (2004-14) .....	11
Fred Taylor (1998-2008) .....	11
Jimmy Smith (1995-2005) .....	11
Rashean Mathis (2003-12) .....	10
Rob Meier (2000-08) .....	10
Greg Jones (2004-12) .....	9
Daryl Smith (2004-12) .....	9
David Garrard (2002-10) .....	9
Maurice Williams (2001-09) .....	9
Paul Spicer (2000-08) .....	9
Donovin Darius (1998-2006) .....	9
Mark Brunell (1995-2003) .....	9
Maurice Jones-Drew (2006-13) .....	8
Vince Manuwai (2003-10) .....	8
John Henderson (2002-09) .....	8
Joe Zelenka (2001-08) .....	8
Kyle Brady (1999-2006) .....	8
Tony Brackens (1996-2003) .....	8
Tony Boselli (1995-2001) .....	8
Mike Hollis (1995-2001) .....	8

### GAMES PLAYED

Brad Meester (2000-13) .....	209
Jimmy Smith (1995-2005) .....	171
Josh Scobee (2004-14) .....	168
<b>MARCEDES LEWIS (2006-17) .....</b>	<b>155</b>
Fred Taylor (1998-2008) .....	140
Rob Meier (2000-08) .....	138
Rashean Mathis (2003-12) .....	137
Joe Zelenka (2001-08) .....	128
Daryl Smith (2004-12) .....	126
John Henderson (2002-09) .....	124

### CONSECUTIVE GAMES PLAYED

Joe Zelenka (2001-08) .....	128
Josh Scobee (2007-14) .....	119
Tyson Alualu (2010-15) .....	96
Bryan Barker (1995-2000) .....	96
Brad Meester (2000-05) .....	92
Brad Meester (2008-13) .....	89
Jimmy Smith (1995-2000) .....	88
Marcus Stroud (2001-06) .....	86
John Henderson (2002-06) .....	82
Mike Hollis (1995-2000) .....	82

### GAMES STARTED

Brad Meester (2000-13) .....	209
Jimmy Smith (1995-2005) .....	150
<b>MARCEDES LEWIS (2006-17) .....</b>	<b>140</b>
Fred Taylor (1998-2008) .....	136
Rashean Mathis (2003-12) .....	129
Daryl Smith (2004-12) .....	124
John Henderson (2002-09) .....	120
Mark Brunell (1995-2003) .....	117
Donovin Darius (1998-2006) .....	115
Kyle Brady (1999-2006) .....	110

### CONSECUTIVE GAMES STARTED

Brad Meester (Sept. 3, 2000-Dec. 4, 2005) .....	92
Brad Meester (Oct. 26, 2008-Dec. 22, 2013) .....	89
Rashean Mathis (Sept. 7, 2003-Nov. 25, 2007) .....	74
Vince Manuwai (Nov. 30, 2003-Dec. 23, 2007) .....	68
Marcus Stroud (Sept. 8, 2002-Oct. 1, 2006) .....	68
Tyson Alualu (Sept. 12, 2011-Dec. 29, 2013) .....	64
Maurice Williams (Sept. 7, 2003-Dec. 31, 2006) .....	64
Chris Naeole (Sept. 8, 2002-Dec. 24, 2005) .....	63
Uche Nwaneri (Oct. 4, 2009-Dec. 23, 2012) .....	60
Kevin Hardy (Dec. 21, 1997-Nov. 18, 2001) .....	58

## SCORING

### POINTS

Josh Scobee (2004-14) .....	1,022
Mike Hollis (1995-2001) .....	764
Maurice Jones-Drew (2006-13) .....	486
Fred Taylor (1998-2008) .....	424
Jimmy Smith (1995-2005) .....	418
James Stewart (1995-99) .....	228
<b>JASON MYERS (2015-17) .....</b>	<b>220</b>
Keenan McCardell (1996-2001) .....	190
<b>MARCEDES LEWIS (2006-17) .....</b>	<b>168</b>
Stacey Mack (1999-2002) .....	120

### CONSECUTIVE GAMES SCORING

Mike Hollis (Dec. 24, 1995-Sept. 10, 2000) .....	67
Josh Scobee (Jan. 2, 2005-Oct. 4, 2009) .....	61
Josh Scobee (Oct. 18, 2009-Oct. 28, 2012) .....	50
<b>JASON MYERS (Sept. 13, 2015-Sept. 10, 2017) .....</b>	<b>33</b>
Josh Scobee (Sept. 15, 2013-Dec. 28, 2014) .....	31
Mike Hollis (Oct. 16, 2000-Dec. 30, 2001) .....	25
Seth Marler (Sept. 7, 2003-Dec. 28, 2003) .....	16
Josh Scobee (Sept. 12-Dec. 19, 2004) .....	14
Mike Hollis (Sept. 3-Dec. 10, 1995) .....	14
<i>Several players tied .....</i>	<i>8</i>

### TOUCHDOWNS

Maurice Jones-Drew (2006-13) .....	81
Fred Taylor (1998-2008) .....	70
Jimmy Smith (1995-2005) .....	69
James Stewart (1995-99) .....	38
Keenan McCardell (1996-2001) .....	30
<b>MARCEDES LEWIS (2006-17) .....</b>	<b>28</b>
<b>ALLEN ROBINSON (2014-17) .....</b>	<b>22</b>
Stacey Mack (1999-2002) .....	20
<b>ALLEN HURNS (2014-17) .....</b>	<b>19</b>
Reggie Williams (2004-08) .....	18
David Garrard (2002-10) .....	17

### CONSECUTIVE GAMES SCORING TD

Fred Taylor (Sept. 20-Nov. 22, 1998) .....	8
<b>MAURICE JONES-DREW (Nov. 12-Dec. 31, 2006) .....</b>	<b>8</b>
<b>ALLEN HURNS (Sept. 27-Nov. 15, 2015) .....</b>	<b>7</b>
Fred Taylor (Nov. 12-Dec. 23, 2000) .....	7
<b>ALLEN ROBINSON (Nov. 29-Dec. 27, 2015) .....</b>	<b>5</b>
Maurice Jones-Drew (Oct. 18-Nov. 22, 2009) .....	5
Maurice Jones-Drew (Nov. 4-Dec. 2, 2007) .....	5
Julius Thomas (Nov. 19-Dec. 13, 2015) .....	4
<b>MARCEDES LEWIS (Dec. 1-22, 2013) .....</b>	<b>4</b>
<i>Several players tied .....</i>	<i>4</i>

### FIELD GOALS MADE

Josh Scobee (2004-14) .....	235
Mike Hollis (1995-2001) .....	175
<b>JASON MYERS (2015-17) .....</b>	<b>56</b>
Seth Marler (2003) .....	20
John Carney (2007) .....	9
Tim Seder (2002) .....	8
Danny Boyd (2002) .....	5
Hayden Epstein (2002) .....	5
Steve Lindsey (1999-2000) .....	5
Richie Cunningham (2002) .....	1

### CONSECUTIVE FIELD GOALS MADE

Josh Scobee (Nov. 27, 2011-Nov. 4, 2012) .....	20
Mike Hollis (Nov. 1, 1998-Sept. 19, 1999) .....	20
<b>JASON MYERS (Nov. 15, 2015-Sept. 11, 2017) .....</b>	<b>16</b>
Mike Hollis (Oct. 12-Nov. 30, 1997) .....	16
Josh Scobee (Sept. 11-Nov. 13, 2011) .....	15
Josh Scobee (Oct. 1-Nov. 26, 2006) .....	15
Josh Scobee (Dec. 23, 2012-Nov. 10, 2013) .....	14
Josh Scobee (Sept. 12-Nov. 14, 2010) .....	14
Mike Hollis (Sept. 3-Oct. 29, 2000) .....	13

### CONSECUTIVE GAMES SCORING FG

Josh Scobee (Nov. 14, 2010-Oct. 24, 2011) .....	15
Josh Scobee (Oct. 29, 2006-Dec. 16, 2007) .....	13
Mike Hollis (Sept. 12-Nov. 21, 1999) .....	10
Josh Scobee (Nov. 24, 2013-Sept. 21, 2014) .....	9
Josh Scobee (Sept. 15-Nov. 10, 2013) .....	8
Josh Scobee (Jan. 3-Oct. 24, 2010) .....	8
Josh Scobee (Nov. 13, 2005-Jan. 1, 2006) .....	8
Seth Marler (Sept. 7-Nov. 2, 2003) .....	8
Mike Hollis (Dec. 24, 1995-Oct. 13, 1996) .....	8

### FIELD GOAL PERCENTAGE (MIN. 25 FGA)

<b>JASON MYERS (2015-17) .....</b>	<b>82.4</b>
Josh Scobee (2004-14) .....	80.8
Mike Hollis (1995-2001) .....	80.6
Seth Marler (2003) .....	60.6

### EXTRA POINTS MADE

Josh Scobee (2004-14) .....	317
Mike Hollis (1995-2001) .....	239
<b>JASON MYERS (2015-17) .....</b>	<b>63</b>
Seth Marler (2003) .....	30
John Carney (2007) .....	20
Hayden Epstein (2002) .....	13
Tim Seder (2002) .....	11
Danny Boyd (2002) .....	7
Steve Lindsey (1999-2000) .....	5
Richie Cunningham (2002) .....	2

### EXTRA-POINT PERCENTAGE (MIN. 25 XPA)

Seth Marler (2003) .....	100.0
Mike Hollis (1995-2001) .....	98.8
Josh Scobee (2004-14) .....	98.4
<b>JASON MYERS (2015-17) .....</b>	<b>85.1</b>

### CONSECUTIVE EXTRA POINTS MADE

Mike Hollis (Oct. 22, 1995-Dec. 9, 2001) .....	220
Josh Scobee (Nov. 8, 2009-Jan. 1, 2012) .....	82
Josh Scobee (Sept. 12, 2004-Jan. 1, 2006) .....	59
Josh Scobee (Dec. 16, 2007-Nov. 1, 2009) .....	58
Josh Scobee (Sept. 10, 2006-Dec. 16, 2007) .....	55
Josh Scobee (Sept. 16, 2012-Dec. 22, 2013) .....	39
Seth Marler (Sept. 7-Dec. 28, 2003) .....	30

# CAREER RECORDS


## PASSING

### PASSING YARDS

Mark Brunell (1995-2003) .....	25,698
David Garrard (2002-10).....	16,003
<b>BLAKE BORTLES (2014-17)</b> .....	<b>11,366</b>
Byron Leftwich (2003-06) .....	9,042
<b>CHAD HENNE (2012-17)</b> .....	<b>5,817</b>
Blaine Gabbert (2011-13).....	4,357
Quinn Gray (2005-07).....	1,252
Steve Beuerlein (1995).....	952
Jonathan Quinn (1998-2001).....	748
Jamie Martin (1998-2000).....	662

### CONSECUTIVE PASS COMPLETIONS

David Garrard (Nov. 14-21, 2010) .....	17
Byron Leftwich (Oct. 17-24, 2004) .....	15
Mark Brunell (Sept. 7, 2003 at Car.).....	13
Mark Brunell (Oct. 6, 1996 at N.O.).....	13



### LONGEST PASS COMPLETIONS

<b>BLAKE BORTLES (Dec. 27, 2015 at N.O.)</b> .....	<b>90t</b>
Byron Leftwich (Sept. 28, 2003 at Hou.) .....	84t
<b>CHAD HENNE (Nov. 18, 2012 at Hou.)</b> .....	<b>81t</b>
<b>BLAKE BORTLES (Dec. 13, 2015 vs. Ind.)</b> .....	<b>80t</b>
Blaine Gabbert (Sept. 23, 2012 at Ind.) .....	80t
Quinn Gray (Nov. 4, 2007 at N.O.) .....	80t
Mark Brunell (Sept. 15, 2002 at K.C.).....	79t
Mark Brunell (Nov. 1, 1998 at Bal.).....	78t
David Garrard (Nov. 21, 2010 vs. Cle.) .....	75
Mark Brunell (Nov. 9, 1997 vs. K.C.).....	75

### AVG. GAIN PER ATTEMPT (MIN. 200 ATTEMPTS)

Mark Brunell (1995-2003) .....	7.11
David Garrard (2002-10).....	7.02
Quinn Gray (2005-07).....	6.96
Byron Leftwich (2003-06) .....	6.73
Steve Beuerlein (1995).....	6.70
<b>BLAKE BORTLES (2014-16)</b> .....	<b>6.59</b>
<b>CHAD HENNE (2012-15)</b> .....	<b>6.54</b>
Jonathan Quinn (1998-2001).....	5.98
Blaine Gabbert (2011-13).....	5.61

### PASS ATTEMPTS

Mark Brunell (1995-2003) .....	3,616
David Garrard (2002-10).....	2,281
<b>BLAKE BORTLES (2014-17)</b> .....	<b>1,727</b>
Byron Leftwich (2003-06) .....	1,344
<b>CHAD HENNE (2012-17)</b> .....	<b>889</b>
Blaine Gabbert (2011-13).....	777
Quinn Gray (2005-07).....	180
Steve Beuerlein (1995).....	142
Jonathan Quinn (1998-2001).....	125
Jay Fiedler (1999).....	94

### TOUCHDOWN PASSES

Mark Brunell (1995-2003) .....	144
David Garrard (2002-10).....	89
<b>BLAKE BORTLES (2014-17)</b> .....	<b>70</b>
Byron Leftwich (2003-06) .....	51
<b>CHAD HENNE (2012-17)</b> .....	<b>27</b>
Blaine Gabbert (2011-13).....	22
Quinn Gray (2005-07).....	12
Jamie Martin (1998-2000).....	4
Steve Beuerlein (1995).....	4
Jonathan Quinn (1998-2001).....	3

### INTERCEPTIONS THROWN

Mark Brunell (1995-2003) .....	86
David Garrard (2002-10).....	54
<b>BLAKE BORTLES (2014-17)</b> .....	<b>51</b>
Byron Leftwich (2003-06) .....	36
<b>CHAD HENNE (2012-17)</b> .....	<b>26</b>
Blaine Gabbert (2011-13).....	24
Steve Beuerlein (1995).....	7
Quinn Gray (2005-07).....	5
Luke McCown (2009-11).....	4
Jonathan Quinn (1998-2001).....	4

### INTERCEPTION % (MIN. 125 ATTEMPTS)

David Garrard (2002-10).....	2.37
Mark Brunell (1995-2003) .....	2.38
Byron Leftwich (2003-06) .....	2.68
Quinn Gray (2005-07).....	2.78
<b>CHAD HENNE (2012-17)</b> .....	<b>2.92</b>
Blaine Gabbert (2011-13).....	3.09
<b>BLAKE BORTLES (2014-17)</b> .....	<b>3.00</b>

### LONGEST PASSING TOUCHDOWNS

<b>BLAKE BORTLES (Dec. 27, 2015 at N.O.)</b> .....	<b>90</b>
Byron Leftwich (Sept. 28, 2003 at Hou.) .....	84
<b>CHAD HENNE (Nov. 18, 2012 at Hou.)</b> .....	<b>81</b>
<b>BLAKE BORTLES (Dec. 13, 2015 vs. Ind.)</b> .....	<b>80</b>
Blaine Gabbert (Sept. 23, 2012 at Ind.) .....	80
Quinn Gray (Nov. 4, 2007 at N.O.) .....	80
Mark Brunell (Sept. 15, 2002 at K.C.).....	79
Mark Brunell (Nov. 1, 1998 at Bal.).....	78
Blaine Gabbert (Oct. 9, 2011 vs. Cin.) .....	74

### 300-YARD PASSING GAMES

Mark Brunell (1995-2003) .....	22
<b>BLAKE BORTLES (2014-17)</b> .....	<b>12</b>
David Garrard (2002-10).....	6
<b>CHAD HENNE (2012-17)</b> .....	<b>5</b>
Byron Leftwich (2003-06) .....	4
Quinn Gray (2003-07).....	2

### 400-YARD PASSING GAMES

Mark Brunell (1995-2003) .....	2
--------------------------------	---

### PASS COMPLETIONS

Mark Brunell (1995-2003) .....	2,184
David Garrard (2002-10).....	1,406
<b>BLAKE BORTLES (2014-17)</b> .....	<b>1,014</b>
Byron Leftwich (2003-06) .....	789
<b>CHAD HENNE (2012-17)</b> .....	<b>513</b>
Blaine Gabbert (2011-13).....	414
Quinn Gray (2005-07).....	101
Steve Beuerlein (1995).....	71
Jonathan Quinn (1998-2001).....	66
Jay Fiedler (1999).....	61

### CONSECUTIVE GAMES WITH TD PASS

Blake Bortles (Sept. 13-Dec. 27, 2015).....	15
Mark Brunell (Oct. 7, 2001-Sept. 15, 2002).....	14
Byron Leftwich (Nov. 30, 2003-Oct. 24, 2004).....	12
<b>BLAKE BORTLES (Sept. 11-Nov. 27, 2016)</b> .....	<b>11</b>
Mark Brunell (Oct. 22-Dec. 23, 2000) .....	9
David Garrard (Dec. 17, 2006-Oct. 14, 2007) .....	8
Byron Leftwich (Sept. 25-Nov. 20, 2005) .....	8
Mark Brunell (Oct. 19-Dec. 7, 1997).....	8
Mark Brunell (Sept. 17-Nov. 12, 1995).....	8
<i>Two players tied</i> .....	7

### CONSECUTIVE GAMES WITH NO INTS

David Garrard (Sept. 9-Nov. 25, 2007) .....	8
David Garrard (Dec. 11, 2005-Nov. 5, 2006) .....	6
Mark Brunell (Oct. 11-Nov. 14, 1999) .....	5
Mark Brunell (Dec. 1, 1996-Sept. 22, 1997) .....	5
<i>Several players tied</i> .....	4

### CONSECUTIVE PASSES WITH NO INTS

David Garrard (Sept. 9-Nov. 25, 2007) .....	209
David Garrard (Dec. 4, 2005-Nov. 12, 2006) .....	175
Mark Brunell (Nov. 24, 1996-Sept. 28, 1997).....	172
David Garrard (Nov. 22-Dec. 17, 2009) .....	155
Mark Brunell (Oct. 3-Nov. 21, 1999).....	148

### PASSER RATING (MIN. 200 ATTEMPTS)

David Garrard (2002-10).....	85.8
Mark Brunell (1995-2003) .....	85.4
Byron Leftwich (2003-06) .....	80.5
<b>BLAKE BORTLES (2014-17)</b> .....	<b>79.6</b>
<b>CHAD HENNE (2012-17)</b> .....	<b>75.4</b>
Blaine Gabbert (2011-13).....	66.4

### COMPLETION % (MIN. 125 ATTEMPTS)

David Garrard (2002-10).....	61.64
Mark Brunell (1995-2003) .....	60.40
<b>BLAKE BORTLES (2014-16)</b> .....	<b>58.79</b>
Byron Leftwich (2003-06) .....	58.71
<b>CHAD HENNE (2012-16)</b> .....	<b>57.71</b>
Quinn Gray (2005-07).....	56.11
Blaine Gabbert (2011-13).....	53.28
Jonathan Quinn (1998-2001).....	52.80
Steve Beuerlein (1995).....	50.00





# CAREER RECORDS

## RUSHING

### RUSHING YARDS

Fred Taylor (1998-2008).....	11,271
Maurice Jones-Drew (2006-13).....	8,071
James Stewart (1995-99).....	2,951
Mark Brunell (1995-2003).....	2,219
David Garrard (2002-10).....	1,746
Stacey Mack (1999-2002).....	1,498
Natrone Means (1996-97).....	1,330
<b>T.J. YELDON (2015-17).....</b>	<b>1,205</b>
Denard Robinson (2013-16).....	1,058
Rashad Jennings (2009-12).....	944

### RUSHING ATTEMPTS

Fred Taylor (1998-2008).....	2,428
Maurice Jones-Drew (2006-13).....	1,804
James Stewart (1995-99).....	765
Mark Brunell (1995-2003).....	429
Natrone Means (1996-97).....	396
David Garrard (2002-10).....	380
Stacey Mack (1999-2002).....	372
<b>T.J. YELDON (2015-17).....</b>	<b>312</b>
Greg Jones (2004-12).....	270
Denard Robinson (2013-16).....	263

### RUSHING TOUCHDOWNS

Maurice Jones-Drew (2006-13).....	68
Fred Taylor (1998-2008).....	62
James Stewart (1995-99).....	33
Stacey Mack (1999-2002).....	19
David Garrard (2002-10).....	17
Mark Brunell (1995-2003).....	14
Natrone Means (1996-97).....	11
Greg Jones (2004-12).....	10
Byron Leftwich (2003-06).....	8
<i>Several players tied</i> .....	7

### CONSECUTIVE GAMES WITH RUSHING TD

Maurice Jones-Drew (Nov. 12-Dec. 31, 2006).....	8
Maurice Jones-Drew (Oct. 18-Nov. 22, 2009).....	5
Maurice Jones-Drew (Nov. 11-Dec. 2, 2007).....	4
Fred Taylor (Dec. 3-23, 2000).....	4
Fred Taylor (Dec. 13, 1999-Jan. 2, 2000).....	4
James Stewart (Nov. 21-Dec. 13, 1999).....	4
Fred Taylor (Nov. 1-22, 1998).....	4
Natrone Means (Nov. 9-30, 1997).....	4

### RUSHING AVERAGE (MIN. 100 ATTEMPTS)

<b>BLAKE BORTLES (2014-17).....</b>	<b>6.51</b>
Mark Brunell (1995-2003).....	5.17
Fred Taylor (1998-2008).....	4.64
David Garrard (2002-10).....	4.59
Maurice Jones-Drew (2006-13).....	4.47
Rashad Jennings (2009-12).....	4.21
Jordan Todman (2012-14).....	4.05
Stacey Mack (1999-2002).....	4.03
Denard Robinson (2013-16).....	4.02

### 200-YARD RUSHING GAMES

Fred Taylor (1998-2008).....	1
------------------------------	---

### 100-YARD RUSHING GAMES

Fred Taylor (1998-2008).....	47
Maurice Jones-Drew (2006-13).....	27
James Stewart (1995-99).....	6
Stacey Mack (1999-2002).....	3
<b>T.J. YELDON (2015-17).....</b>	<b>2</b>
Denard Robinson (2013-16).....	2
Rashad Jennings (2009-12).....	2
Greg Jones (2004-12).....	2

### LONGEST RUNS FROM SCRIMMAGE

Maurice Jones-Drew (Nov. 1, 2009 at Ten.).....	80t
Fred Taylor (Dec. 9, 2007 vs. Car.).....	80t
Maurice Jones-Drew (Nov. 1, 2009 at Ten.).....	79t
Fred Taylor (Oct. 12, 1998 vs. Mia.).....	77t
Fred Taylor (Oct. 14, 2007 vs. Hou.).....	76
Fred Taylor (Dec. 10, 2006 vs. Ind.).....	76
Rashad Jennings (Dec. 12, 2010 vs. Oak.).....	74t
Maurice Jones-Drew (Dec. 24, 2006 vs. N.E.).....	74t

### CONSECUTIVE 100-YARD GAMES

Fred Taylor (Oct. 16-Dec. 17, 2000).....	9
Maurice Jones-Drew (Oct. 31-Dec. 12, 2010).....	6
Fred Taylor (Nov. 25-Dec. 23, 2007).....	5
Maurice Jones-Drew (Dec. 15, 2011-Jan. 1, 2012).....	3
Fred Taylor (Nov. 14-28, 2004).....	3
Fred Taylor (Nov. 23-Dec. 7, 2003).....	3
Stacey Mack (Dec. 16-30, 2001).....	3

### LONGEST RUSHING TDs

Maurice Jones-Drew (Nov. 1, 2009 at Ten.).....	80
Fred Taylor (Dec. 9, 2007 vs. Car.).....	80
Maurice Jones-Drew (Nov. 1, 2009 at Ten.).....	79
Fred Taylor (Oct. 12, 1998 vs. Mia.).....	77
Rashad Jennings (Dec. 12, 2010 vs. Oak.).....	74
Maurice Jones-Drew (Dec. 24, 2006 vs. N.E.).....	74
Fred Taylor (Oct. 30, 2005 at STL).....	71

## RECEIVING

### RECEPTIONS

Jimmy Smith (1995-2005).....	862
Keenan McCardell (1996-2001).....	499
<b>MARCEDES LEWIS (2006-17).....</b>	<b>351</b>
Maurice Jones-Drew (2006-13).....	335
Fred Taylor (1998-2008).....	286
Kyle Brady (1999-2006).....	241
<b>ALLEN ROBINSON (2014-17).....</b>	<b>202</b>
Pete Mitchell (1995-2002).....	191
Reggie Williams (2004-08).....	189
Cecil Shorts III (2011-14).....	176

### RECEIVING YARDS

Jimmy Smith (1995-2005).....	12,287
Keenan McCardell (1996-2001).....	6,393
<b>MARCEDES LEWIS (2006-16).....</b>	<b>4,184</b>
Maurice Jones-Drew (2006-13).....	2,873
<b>ALLEN ROBINSON (2014-16).....</b>	<b>2,848</b>
Kyle Brady (1999-2006).....	2,500
Fred Taylor (1998-2008).....	2,361
Cecil Shorts III (2011-14).....	2,343
Reggie Williams (2004-08).....	2,322
Matt Jones (2005-08).....	2,153

### RECEIVING TOUCHDOWNS

Jimmy Smith (1995-2005).....	67
Keenan McCardell (1996-2001).....	30
<b>MARCEDES LEWIS (2006-17).....</b>	<b>28</b>
<b>ALLEN ROBINSON (2014-17).....</b>	<b>22</b>
<b>ALLEN HURNS (2014-17).....</b>	<b>19</b>
Reggie Williams (2004-08).....	18
Ernest Wilford (2004-10).....	15
Matt Jones (2005-08).....	15
Mike Sims-Walker (2008-11).....	14
Kyle Brady (1999-2006).....	13

### CONSECUTIVE GAMES WITH RECEPTION

Jimmy Smith (Oct. 29, 1995-Dec. 17, 2000).....	86
Jimmy Smith (Sept. 9, 2001-Jan. 1, 2006).....	76
Maurice Jones-Drew (Dec. 10, 2006-Dec. 19, 2010).....	65
Keenan McCardell (Dec. 28, 1998-Jan. 6, 2002).....	49
Keenan McCardell (Sept. 1, 1996-Dec. 13, 1998).....	45
<b>ALLEN ROBINSON (Sept. 7, 2014-Sept. 10, 2017).....</b>	<b>43</b>
<b>ALLEN HURNS (Sept. 7, 2014-Oct. 27, 2016).....</b>	<b>38</b>
<b>MARCEDES LEWIS (Sept. 12, 2010-Sept. 9, 2012).....</b>	<b>32</b>
Ernest Wilford (Dec. 26, 2004-Dec. 3, 2006).....	30

### CONSECUTIVE GAMES WITH REC. TD

<b>ALLEN HURNS (Sept. 27-Nov. 15, 2015).....</b>	<b>7</b>
<b>ALLEN ROBINSON (Nov. 29-Dec. 27, 2015).....</b>	<b>5</b>
Julius Thomas (Nov. 19-Dec. 13, 2015).....	4
<b>MARCEDES LEWIS (Dec. 1-22, 2013).....</b>	<b>4</b>
Cecil Shorts III (Nov. 8-Dec. 2, 2012).....	4
Reggie Williams (Dec. 9-30, 2007).....	4
<i>Several players tied</i> .....	3

### YARDS PER RECEPTION (MIN. 100 RECEPTIONS)

<b>ALLEN HURNS (2014-17).....</b>	<b>14.57</b>
Jimmy Smith (1995-2005).....	14.25
<b>ALLEN ROBINSON (2014-17).....</b>	<b>14.10</b>
Ernest Wilford (2004-10).....	13.86
Mike Sims-Walker (2008-11).....	13.49
Cecil Shorts III (2011-14).....	13.31
Matt Jones (2005-08).....	12.97
Keenan McCardell (1996-2001).....	12.81
Willie Jackson (1995-97).....	12.44

\*An active streak





# CAREER RECORDS

## RECEIVING



### 200-YARD RECEIVING GAMES

Jimmy Smith (1995-2005).....2

### 100-YARD RECEIVING GAMES

Jimmy Smith (1995-2005).....46  
 Keenan McCardell (1996-2001).....19  
**ALLEN ROBINSON (2014-17).....8**  
**ALLEN HURNS (2014-17).....7**  
 Cecil Shorts III (2011-14).....7  
 Matt Jones (2005-08).....6  
 Mike Sims-Walker (2008-10).....6  
 Justin Blackmon (2012-13).....3  
*Several players tied.....2*

### LONGEST RECEPTIONS

**ALLEN ROBINSON (Dec. 27, 2015 at N.O.).....90t**  
 Troy Edwards (Sept. 28, 2003 at Hou.).....84t  
 Justin Blackmon (Nov. 18, 2012 at Hou.).....81t  
**ALLEN HURNS (Dec. 13, 2015 vs. IND.).....80t**  
 Cecil Shorts III (Sept. 23, 2012 at Ind.).....80t  
 Reggie Williams (Nov. 4, 2007 at N.O.).....80t  
 Patrick Johnson (Sept. 15, 2002 at K.C.).....79t

### CONSECUTIVE 100-YARD GAMES

Jimmy Smith (Oct. 24-Nov. 14, 2004).....3  
 Jimmy Smith (Dec. 19, 1999-Jan. 2, 2000).....3  
 Jimmy Smith (Nov. 21-Dec. 2, 1999).....3  
 Jimmy Smith (Sept. 12-26, 1999).....3  
 Jimmy Smith (Nov. 29-Dec. 13, 1998).....3  
 Jimmy Smith (Nov. 9-23, 1997).....3  
 Jimmy Smith (Aug. 31-Sept. 22, 1997).....3  
*Several players tied.....2*

### LONGEST RECEIVING TDs

**ALLEN ROBINSON (Dec. 27, 2015 at N.O.).....90**  
 Troy Edwards (Sept. 28, 2003 at Hou.).....84  
 Justin Blackmon (Nov. 18, 2012 at Hou.).....81  
**ALLEN HURNS (Dec. 13, 2015 vs. IND.).....80**  
 Cecil Shorts III (Sept. 23, 2012 at Ind.).....80  
 Reggie Williams (Nov. 4, 2007 at N.O.).....80  
 Patrick Johnson (Sept. 15, 2002 at K.C.).....79  
 Fred Taylor (Nov. 1, 1998 at Bal.).....78  
 Jason Hill (Oct. 9, 2011 vs. Cin.).....74

## YARDAGE

### SCRIMMAGE YARDS

Fred Taylor (1998-2008).....13,632  
 Jimmy Smith (1995-2005).....12,286  
 Maurice Jones-Drew (2006-13).....10,944  
 Keenan McCardell (1996-2001).....6,393  
**MARCEDES LEWIS (2006-17).....4,184**  
 James Stewart (1995-99).....3,804  
**ALLEN ROBINSON (2014-17).....2,848**  
 Kyle Brady (1999-2006).....2,500  
 Reggie Williams (2004-08).....2,366  
 Cecil Shorts III (2011-14).....2,339

### ALL-PURPOSE YARDS

Fred Taylor (1998-2008).....13,640  
 Maurice Jones-Drew (2006-13).....13,110  
 Jimmy Smith (1995-2005).....12,875  
 Keenan McCardell (1996-2001).....6,499  
**MARCEDES LEWIS (2006-17).....4,184**  
 James Stewart (1995-99).....3,793  
 Reggie Barlow (1996-2000).....3,687  
 Mike Thomas (2009-12).....3,276  
**ALLEN ROBINSON (2014-17).....2,848**  
 Kyle Brady (1999-2006).....2,567

## PUNTING

### PUNTS

Bryan Barker (1995-2000).....456  
 Chris Hanson (2001-06).....424  
 Bryan Anger (2012-15).....360  
 Adam Podlesh (2007-10).....229  
**BRAD NORTMAN (2016-17).....81**  
 Nick Harris (2011).....72  
 Mark Royals (2003).....45  
 Matt Turk (2011).....27  
 Steve Weatherford (2008).....21

### LONGEST PUNTS

Bryan Barker (Oct. 11, 1999 at N.Y. Jets).....83  
**BRAD NORTMAN (Oct. 2, 2016 vs. IND.).....78**  
 Adam Podlesh (Oct. 28, 2007 at T.B.).....76  
 Chris Hanson (Nov. 20, 2005 at Ten.).....74  
 Bryan Anger (Oct. 4, 2012 vs. Det.).....73  
 Bryan Anger (Dec. 14, 2014 at Bal.).....69  
 Chris Hanson (Sept. 12, 2004 at Buf.).....69  
**BRAD NORTMAN (DEC. 18, 2016 at Hou.).....67**  
**BRAD NORTMAN (Sept. 11, 2016 vs. G.B.).....67**  
 Bryan Anger (Nov. 30, 2014 vs. N.Y. Giants).....66  
**BRAD NORTMAN (Sept. 11, 2016 vs. G.B.).....65**  
 Bryan Anger (Sept. 23, 2012 at Ind.).....66  
 Bryan Anger (Dec. 23, 2012 vs. N.E.).....65  
 Bryan Anger (Nov. 25, 2012 vs. Ten.).....65  
 Bryan Anger (Oct. 7, 2012 vs. Chi.).....65  
 Matt Turk (Sept. 11, 2011 vs. Ten.).....65

### PUNT YARDS

Bryan Barker (1995-2000).....19,849  
 Chris Hanson (2001-06).....18,190  
 Bryan Anger (2012-15).....16,855  
 Adam Podlesh (2007-10).....9,751  
**BRAD NORTMAN (2016-17).....3,776**  
 Nick Harris (2011).....3,075  
 Mark Royals (2003).....1,852  
 Matt Turk (2011).....1,072  
 Steve Weatherford (2008).....915

### INSIDE THE 20 (MIN. 100 PUNTS)

Bryan Barker (1995-2000).....151  
 Chris Hanson (2001-06).....136  
 Bryan Anger (2011-15).....113  
 Adam Podlesh (2007-10).....75



### GROSS AVERAGE (MIN. 100 PUNTS)

Bryan Anger (2012-15).....46.8  
 Bryan Barker (1995-2000).....43.5  
 Chris Hanson (2001-06).....42.9  
 Adam Podlesh (2007-10).....42.5

### NET AVERAGE (MIN. 100 PUNTS)

Bryan Anger (2012-15).....40.5  
 Adam Podlesh (2007-10).....37.8  
 Bryan Barker (1995-2000).....37.2  
 Chris Hanson (2001-06).....35.9

### CONSECUTIVE PUNTS WITHOUT BLOCK

Bryan Barker (1995-2000).....456  
 Adam Podlesh (2007-10).....229  
 Chris Hanson (2001-03).....168

### FEWEST TOUCHBACKS (MIN. 100 PUNTS)

Adam Podlesh (2007-10).....19  
 Bryan Anger (2012-15).....27  
 Bryan Barker (1995-2000).....43  
 Chris Hanson (2001-06).....50



# CAREER RECORDS

## RETURNS

### KICKOFF RETURNS

Maurice Jones-Drew (2006-13).....	79
Deji Karim (2010-11).....	77
Brian Witherspoon (2008-09).....	76
Reggie Barlow (1996-2000).....	70
Jordan Todman (2012-14).....	68
Willie Jackson (1995-97).....	58
David Allen (2003-04).....	52
Derrick Wimbush (2005-06).....	47
Elvis Joseph (2001-02).....	44
Shyrone Stith (2000).....	33

### LONGEST KICKOFF RETURNS

<b>MARQISE LEE (Dec. 18, 2016 at Hou.).....</b>	<b>100t</b>
Maurice Jones-Drew (Nov. 4, 2007 at N.O.).....	100t
Alvis Whitted (Dec. 26, 1999 at Ten.).....	98t
Elvis Joseph (Nov. 18, 2001 at Pit.).....	85t
Maurice Jones-Drew (Dec. 10, 2006 vs. Ind.).....	93t
Reggie Barlow (Dec. 7, 1997 vs. N.E.).....	92t

### PUNT RETURN YARDS

Reggie Barlow (1996-2000).....	1,581
Alvin Pearman (2005-08).....	693
Mike Thomas (2009-12).....	620
David Allen (2003-04).....	468
<b>RASHAD GREENE SR. (2015-17).....</b>	<b>432</b>
Ace Sanders (2013-14).....	367
Chris Hudson (1995-98).....	348
Damon Gibson (2001-02).....	333
Bobby Shaw (2002).....	310
Jermaine Lewis (2003-04).....	272



### KICKOFF RETURN YARDS

Maurice Jones-Drew (2006-12).....	2,054
Deji Karim (2010-11).....	1,900
Brian Witherspoon (2008-09).....	1,818
Jordan Todman (2012-14).....	1,762
Reggie Barlow (1996-2000).....	1,634
Willie Jackson (1995-97).....	1,206
Derrick Wimbush (2005-06).....	1,136
David Allen (2003-04).....	1,041
Elvis Joseph (2001-02).....	990
Shyrone Stith (2000).....	785

### KICK RETURN AVERAGE (MIN. 50 RETURNS)

Maurice Jones-Drew (2006-13).....	26.00
Jordan Todman (2012-14).....	25.91
Deji Karim (2010-11).....	24.68
Brian Witherspoon (2008-09).....	23.92
Reggie Barlow (1996-2000).....	23.34
Willie Jackson (1995-97).....	20.79
David Allen (2003-04).....	20.02

### PUNT RETURN AVERAGE (MIN. 25 RETURNS)

Bobby Shaw (2002).....	12.40
David Allen (2003-04).....	11.14
<b>RASHAD GREENE SR. (2015-17).....</b>	<b>11.08</b>
Chris Hudson (1995-98).....	10.88
Reggie Barlow (1996-2000).....	10.83
Jermaine Lewis (2003-04).....	9.71
Alvin Pearman (2005-08).....	8.56
Damon Gibson (2001-02).....	8.54
Mike Thomas (2009-12).....	8.27
Dennis Northcutt (2007-08).....	8.19

### PUNT RETURN TOUCHDOWNS

Reggie Barlow (1996-2000).....	2
<b>RASHAD GREENE (2015-17).....</b>	<b>1</b>
Mike Thomas (2009-12).....	1
Bobby Shaw (2002).....	1

### KICKOFF RETURN TOUCHDOWNS

Maurice Jones-Drew (2006-11).....	2
<b>MARQISE LEE (2014-2017).....</b>	<b>1</b>
Derrick Wimbush (2005-06).....	1
Jimmy Smith (1995-2005).....	1
Elvis Joseph (2001-02).....	1
Alvis Whitted (1998-2001).....	1
Reggie Barlow (1996-2000).....	1



### PUNT RETURNS

Reggie Barlow (1996-2000).....	146
Alvin Pearman (2005-08).....	81
Mike Thomas (2009-12).....	75
Ace Sanders (2013-14).....	57
David Allen (2003-04).....	42
<b>RASHAD GREENE SR. (2015-17).....</b>	<b>40</b>
Damon Gibson (2001-02).....	39
Chris Hudson (1995-98).....	32
Dennis Northcutt (2007-08).....	31
Jermaine Lewis (2003-04).....	28
Bobby Shaw (2002).....	25

### LONGEST PUNT RETURNS

Reggie Barlow (Sept. 13, 1998 vs. K.C.).....	85t
Mike Thomas (Dec. 18, 2010 at Ind.).....	78t
Reggie Barlow (Nov. 21, 1999 vs. N.O.).....	74t
<b>RASHAD GREENE SR. (Dec. 13, 2015 vs. Ind.).....</b>	<b>73t</b>
Bobby Shaw (Oct. 6, 2002 vs. Phi.).....	69t
Rashad Greene (Nov. 19, 2015 vs. Ten.).....	63
Chris Hudson (Oct. 6, 1996 at N.O.).....	60

## DEFENSE

### INTERCEPTIONS

Rashean Mathis (2003-12).....	30
Aaron Beasley (1996-2001).....	15
Donovin Darius (1998-2006).....	14
Derek Cox (2009-12).....	12
<b>PAUL POSLUSZNY (2011-17).....</b>	<b>11</b>
Mike Peterson (2003-08).....	8
Chris Hudson (1995-98).....	8
Reggie Nelson (2007-09).....	7
Deon Grant (2004-06).....	7
Marlon McCree (2001-03).....	7
Jason Craft (1999-2003).....	7

### LONGEST INTERCEPTION RETURNS

Aaron Beasley (Sept. 12, 1999 vs. S.F.).....	93t
Rashean Mathis (Oct. 5, 2008 vs. Pit.).....	72t
<b>TASHAUN GIPSON (Sept. 10, 2017 at Hou.).....</b>	<b>67</b>
Rashean Mathis (Sept. 21, 2008 at Ind.).....	61t
<b>PAUL POSLUSZNY (Oct. 13, 2013 at Den.).....</b>	<b>59T</b>
Dwayne Gratz (Dec. 28, 2014 at Hou.).....	55t
Rashean Mathis (Nov. 5, 2006 vs. Ten.).....	55
Scott Starks (Nov. 5, 2006 vs. Ten.).....	55t

### CONSECUTIVE GAMES WITH INT

Brian Williams (Oct. 14-Nov. 11, 2007).....	3
<b>JALEN RAMSEY (Dec. 18-24, 2016).....</b>	<b>2</b>
Geno Hayes (Dec. 5-15, 2013).....	2
Derek Cox (Oct. 7-21, 2012).....	2
Morgan Trent (Dec. 24, 2011-Jan. 1, 2012).....	2
Rashean Mathis (Dec. 31, 2006-Sept. 9, 2007).....	2
Gerald Sensabaugh (Dec. 3-10, 2006).....	2
Rashean Mathis (Sept. 10-18, 2006).....	2
Rashean Mathis (Oct. 16-30, 2005).....	2
Donovin Darius (Nov. 21-28, 2004).....	2
Mike Peterson (Nov. 23-30, 2003).....	2
Marlon McCree (Dec. 1-8, 2002).....	2
Marlon McCree (Nov. 10-17, 2002).....	2
Donovin Darius (Oct. 31-Nov. 7, 1999).....	2
Chris Hudson (Sept. 20-27, 1998).....	2
Chris Hudson (Nov. 2-9, 1997).....	2
James Williams (Nov. 26-Dec. 3, 1995).....	2

### INTS RETURNED FOR TOUCHDOWN

Rashean Mathis (2003-12).....	3
Aaron Beasley (1996-2001).....	2
<i>Several players tied</i> .....	1





# CAREER RECORDS

## DEFENSE

### SACKS

Tony Brackens (1996-2003) .....	55.0
Joel Smeenge (1995-2000) .....	34.0
John Henderson (2002-09) .....	29.0
Paul Spicer (2001-08) .....	28.5
Kevin Hardy (1996-2001) .....	28.5
Gary Walker (1999-2001) .....	22.5
Marcus Stroud (2001-07) .....	22.0

### CONSECUTIVE GAMES WITH SACK

Tony Brackens (Nov. 11-Dec. 30, 2001) .....	8
<b>YANNICK NGAKOUE (Sept. 18-Oct. 16, 2016) .....</b>	<b>4</b>
Gary Walker (Oct. 18-Nov. 11, 2001) .....	4
Tony Brackens (Nov. 28-Dec. 19, 1999) .....	4
Kevin Hardy (Oct. 11-Nov. 7, 1999) .....	4
Tony Brackens (Sept. 22-Oct. 12, 1997) .....	4

### TACKLES

Daryl Smith (2004-12) .....	1,089
<b>PAUL POSLUSZNY (2011-17) .....</b>	<b>920</b>
Donovin Darius (1998-2006) .....	858
Mike Peterson (2003-08) .....	837
Kevin Hardy (1996-2001) .....	789
John Henderson (2002-09) .....	563
Rashean Mathis (2003-12) .....	554
Akin Ayodele (2002-05) .....	489

### TAKEAWAYS

Rashean Mathis (2003-12) .....	35
Donovin Darius (1998-2006) .....	20
Tony Brackens (1996-2003) .....	18
Aaron Beasley (1996-2001) .....	18



## FUMBLES

### FUMBLES

Mark Brunell (1995-2003) .....	51
David Garrard (2002-10) .....	44
<b>BLAKE BORTLES (2014-17) .....</b>	<b>29</b>
Fred Taylor (1998-2008) .....	25
Byron Leftwich (2003-06) .....	25
Maurice Jones-Drew (2006-13) .....	22
Blaine Gabbert (2011-13) .....	21

### FUMBLES LOST

David Garrard (2002-10) .....	21
Mark Brunell (1995-2003) .....	18
Fred Taylor (1998-2008) .....	12
<b>BLAKE BORTLES (2014-17) .....</b>	<b>12</b>
Maurice Jones-Drew (2006-13) .....	10
Byron Leftwich (2003-06) .....	10

### LONGEST FUMBLE RECOVERY RETURNS

Aaron Beasley (Nov. 8, 1998 vs. Cin.) .....	90t
Donovin Darius (Nov. 1, 1998 at Bal.) .....	83t
Daryl Smith (Oct. 14, 2007 vs. Hou.) .....	77t
Ainsley Battles (Dec. 3, 2001 vs. G.B.) .....	60t
<b>DANTE FOWLER JR. (Sept. 10, 2017 at Hou.) .....</b>	<b>53t</b>

### FORCED FUMBLES

Tony Brackens (1996-2003) .....	28
Daryl Smith (2004-12) .....	9
Joel Smeenge (1995-2000) .....	9
Aaron Beasley (1996-2001) .....	8
Kevin Hardy (1996-2001) .....	8
Marcus Stroud (2001-07) .....	7
Donovin Darius (1998-2006) .....	7
Akin Ayodele (2002-05) .....	7

### OPPONENT FUMBLE RECOVERIES

Tony Brackens (1996-2003) .....	13
Donovin Darius (1998-2006) .....	6
Fernando Bryant (1999-2003) .....	6
Kevin Hardy (1996-2001) .....	6
Bryan Schwartz (1995-99) .....	6
Travis Davis (1995-98) .....	6

## BLOCKS

### BLOCKED FIELD GOALS

Marcus Stroud (2001-07) .....	2
Clyde Simmons (1996-97) .....	2
Tyson Alualu (2010-16) .....	1
Chris Clemons (2014-15) .....	1
Rashean Mathis (2003-10) .....	1
John Henderson (2002-09) .....	1

### BLOCKED PUNTS

Donovin Darius (1998-2006) .....	2
Dave Thomas (1995-99) .....	2

### BLOCKED FIELD GOAL RETURNS

Chris Hudson (Sept. 22, 1997 vs. Pit.) .....	1
Mickey Washington (Dec. 1, 1996 vs. Cin.) .....	1

### BLOCKED EXTRA POINTS

Sen'Derrick Marks (Nov. 20, 2016 at Det.) .....	1
Tony Brackens (Oct. 5, 1997 vs. Cin.) .....	1
Clyde Simmons (Sept. 22, 1996 at N.E.) .....	1

### BLOCKED PUNT RETURNS

Mike Harris (Dec. 30, 2012 at Ten.) .....	1
Zach Potter (Dec. 15, 2011 at Atl.) .....	1
Alvis Whitted (Nov. 1, 1998 at Bal.) .....	1
Jimmy Smith (Dec. 3, 1995 at Den.) .....	1



# SINGLE-SEASON RECORDS

## SCORING

### POINTS

Mike Hollis (1997) .....	134
Mike Hollis (1999) .....	130
Josh Scobee (2006).....	119
Mike Hollis (1996).....	117
<b>JASON MYERS (2016)</b> .....	<b>110</b>
Jason Myers (2015).....	110
Mike Hollis (1998).....	108
Josh Scobee (2010).....	107
Josh Scobee (2005).....	107

### TOUCHDOWNS

Fred Taylor (1998).....	17
Maurice Jones-Drew (2009) .....	16
Maurice Jones-Drew (2006) .....	16
<b>ALLEN ROBINSON (2015)</b> .....	<b>16</b>
Maurice Jones-Drew (2008) .....	14
Fred Taylor (2000).....	14
James Stewart (1999).....	13
Maurice Jones-Drew (2011) .....	11
<i>Several players tied</i> .....	10

### FIELD GOALS

Mike Hollis (1999) .....	31
Mike Hollis (1997) .....	31
Mike Hollis (1996) .....	30
<b>JASON MYERS (2016)</b> .....	<b>27</b>
<b>JASON MYERS (2015)</b> .....	<b>26</b>
Josh Scobee (2006).....	26
Josh Scobee (2012).....	25
Josh Scobee (2000).....	24
Mike Hollis (2000) .....	24

### FIELD GOAL % (MIN. 25 ATTEMPTS)

Mike Hollis (2000) .....	92.3
Josh Scobee (2013).....	92.0
Josh Scobee (2011).....	92.0
Josh Scobee (2012).....	89.3
<b>JASON MYERS (2015)</b> .....	<b>86.7</b>
Mike Hollis (1997) .....	86.1
Mike Hollis (1996).....	83.3
Mike Hollis (1999) .....	81.6
Josh Scobee (2006).....	81.3
Mike Hollis (1998) .....	80.8

### EXTRA POINTS

Mike Hollis (1998) .....	45
Josh Scobee (2010).....	41
Josh Scobee (2006).....	41
Mike Hollis (1997) .....	41
Josh Scobee (2005).....	38
Mike Hollis (1999) .....	37
Josh Scobee (2008).....	33
Mike Hollis (2000) .....	33
<b>JASON MYERS (2015)</b> .....	<b>32</b>
<i>Several players tied</i> .....	30



## PASSING

### PASSING YARDS

<b>BLAKE BORTLES (2015)</b> .....	<b>4,428</b>
Mark Brunell (1996) *Led NFL* .....	4,367
<b>BLAKE BORTLES (2016)</b> .....	<b>3,925</b>
Mark Brunell (2000) .....	3,640
David Garrard (2008) .....	3,620
David Garrard (2009) .....	3,597
Mark Brunell (2001) .....	3,309
Mark Brunell (1997) .....	3,281
Chad Henne (2013) .....	3,241
Mark Brunell (1999) .....	3,060

### PASS ATTEMPTS

<b>BLAKE BORTLES (2016)</b> .....	<b>625</b>
<b>BLAKE BORTLES (2015)</b> .....	<b>606</b>
Mark Brunell (1996) .....	557
David Garrard (2008) .....	535
David Garrard (2009) .....	516
Mark Brunell (2000) .....	512
Chad Henne (2013) .....	503
<b>BLAKE BORTLES (2014)</b> .....	<b>475</b>
Mark Brunell (2001) .....	473
Mark Brunell (1999) .....	441

### PASS COMPLETIONS

<b>BLAKE BORTLES (2016)</b> .....	<b>368</b>
<b>BLAKE BORTLES (2015)</b> .....	<b>355</b>
Mark Brunell (1996) .....	353
David Garrard (2008) .....	335
David Garrard (2009) .....	314
Mark Brunell (2000) .....	311
Chad Henne (2013) .....	305
Mark Brunell (2001) .....	289
<b>BLAKE BORTLES (2014)</b> .....	<b>280</b>
Byron Leftwich (2004) .....	267

### TOUCHDOWN PASSES

<b>BLAKE BORTLES (2015)</b> .....	<b>35</b>
<b>BLAKE BORTLES (2016)</b> .....	<b>23</b>
David Garrard (2010) .....	23
Mark Brunell (2000) .....	20
Mark Brunell (1998) .....	20
Mark Brunell (2001) .....	19
Mark Brunell (1996) .....	19
David Garrard (2007) .....	18
Mark Brunell (1997) .....	18
Mark Brunell (2002) .....	17

### INTERCEPTIONS

Mark Brunell (1996) .....	20
<b>BLAKE BORTLES (2015)</b> .....	<b>18</b>
<b>BLAKE BORTLES (2014)</b> .....	<b>17</b>
<b>BLAKE BORTLES (2016)</b> .....	<b>16</b>
Byron Leftwich (2003) .....	16
David Garrard (2010) .....	15
Chad Henne (2013) .....	14
Mark Brunell (2000) .....	14
David Garrard (2008) .....	13
Mark Brunell (2001) .....	13

### INTERCEPTION % (MIN. 300 ATTEMPTS)

David Garrard (2007) .....	0.92
Mark Brunell (1997) .....	1.61
Byron Leftwich (2005).....	1.66
Mark Brunell (2002) .....	1.68
David Garrard (2009) .....	1.94
Mark Brunell (1995) .....	2.02
Mark Brunell (1999) .....	2.04
Byron Leftwich (2004) .....	2.27
David Garrard (2008) .....	2.43
Mark Brunell (1998) .....	2.54

### COMPLETION % (MIN. 300 ATTEMPTS)

David Garrard (2010) .....	64.48
David Garrard (2007) .....	64.00
Mark Brunell (1996) .....	63.38
David Garrard (2008) .....	62.62
Mark Brunell (2001) .....	61.10
David Garrard (2009) .....	60.85
Mark Brunell (2000) .....	60.74
Mark Brunell (1997) .....	60.69
Chad Henne (2013) .....	60.64
Byron Leftwich (2004) .....	60.54

### PASSER RATING (MIN. 300 ATTEMPTS)

David Garrard (2007) .....	102.2
Mark Brunell (1997) .....	91.2
David Garrard (2010) .....	90.8
Mark Brunell (1998) .....	89.9
Byron Leftwich (2005) .....	89.3
<b>BLAKE BORTLES (2015)</b> .....	<b>88.2</b>
Mark Brunell (2002) .....	85.7
Mark Brunell (2001) .....	84.1
Mark Brunell (1996) .....	84.0

### AVG. GAIN PER ATTEMPT (MIN. 300 ATTEMPTS)

Mark Brunell (1996) *Led NFL* .....	7.84
David Garrard (2007) .....	7.72
Mark Brunell (1997) .....	7.54
David Garrard (2010) .....	7.47
Mark Brunell (1998) .....	7.35
<b>BLAKE BORTLES (2015)</b> .....	<b>7.31</b>
Mark Brunell (2000) .....	7.11
Byron Leftwich (2005) .....	7.03
Mark Brunell (2001) .....	7.00
David Garrard (2009) .....	6.97

### 400-YARD PASSING GAMES

Mark Brunell (1996) .....	2
---------------------------	---

### 300-YARD PASSING GAMES

Blake Bortles (2015) .....	6
Mark Brunell (1996) .....	6
<b>BLAKE BORTLES (2016)</b> .....	<b>5</b>
<i>Several players tied</i> .....	3



# SINGLE-SEASON RECORDS

## RUSHING

### RUSHING YARDS

Maurice Jones-Drew (2011) *Led NFL*	1,606
Fred Taylor (2003)	1,572
Fred Taylor (2000)	1,399
Maurice Jones-Drew (2009)	1,391
Maurice Jones-Drew (2010)	1,324
Fred Taylor (2002)	1,314
Fred Taylor (2004)	1,224
Fred Taylor (1998)	1,223
Fred Taylor (2007)	1,202
Fred Taylor (2006)	1,146

### RUSHING ATTEMPTS

Fred Taylor (2003)	345
Maurice Jones-Drew (2011)	343
Maurice Jones-Drew (2009)	312
Maurice Jones-Drew (2010)	299
Fred Taylor (2000)	292
Fred Taylor (2002)	287
Fred Taylor (1998)	264
Fred Taylor (2004)	260
James Stewart (1999)	249
Natrone Means (1997)	244

### RUSHING TOUCHDOWNS

Maurice Jones-Drew (2009)	15
Fred Taylor (1998)	14
Maurice Jones-Drew (2006)	13
James Stewart (1999)	13
Maurice Jones-Drew (2008)	12
Fred Taylor (2000)	12
Maurice Jones-Drew (2007)	9
Stacey Mack (2002)	9
Stacey Mack (2001)	9
Natrone Means (1997)	9

### RUSHING AVERAGE (MIN. 150 ATTEMPTS)

Maurice Jones-Drew (2006)	5.67
Fred Taylor (2007)	5.39
Fred Taylor (2006)	4.96
Fred Taylor (2000)	4.79
Fred Taylor (2004)	4.71
Maurice Jones-Drew (2011)	4.68
Fred Taylor (1998)	4.63
Maurice Jones-Drew (2007)	4.60
Fred Taylor (1999)	4.60
Fred Taylor (2002)	4.58

### 200-YARD RUSHING GAMES

Fred Taylor (2000)	1
--------------------	---



### 100-YARD RUSHING GAMES

Fred Taylor (2000)	9
Maurice Jones-Drew (2010)	7
Fred Taylor (2003)	7
Maurice Jones-Drew (2011)	6
Fred Taylor (1998)	6
Maurice Jones-Drew (2009)	5
Fred Taylor (2007)	5
Fred Taylor (2004)	5
Fred Taylor (2002)	5
Fred Taylor (2006)	4

## RECEIVING

### RECEPTIONS

Jimmy Smith (1999) *Led NFL*	116
Jimmy Smith (2001)	112
Keenan McCardell (2000)	94
Keenan McCardell (2001)	93
Jimmy Smith (2000)	91
Keenan McCardell (1997)	85
Keenan McCardell (1996)	85
Jimmy Smith (1996)	83
Jimmy Smith (1997)	82
Several players tied	80

### RECEIVING TOUCHDOWNS

ALLEN ROBINSON (2015) *Led NFL*	14
Allen Hurns (2015)	10
MARCEDES LEWIS (2010)	10
Reggie Williams (2007)	10
Jimmy Smith (2001)	8
Jimmy Smith (2000)	8
Jimmy Smith (1998)	8

### 200-YARD RECEIVING GAMES

Justin Blackmon (2012)	1
Jimmy Smith (2000)	1
Jimmy Smith (1999)	1
Keenan McCardell (1996)	1

### RECEIVING YARDS

Jimmy Smith (1999)	1,636
ALLEN ROBINSON (2015)	1,400
Jimmy Smith (2001)	1,373
Jimmy Smith (1997)	1,324
Jimmy Smith (1996)	1,244
Jimmy Smith (2000)	1,213
Keenan McCardell (2000)	1,207
Jimmy Smith (1998)	1,182
Jimmy Smith (2004)	1,172
Keenan McCardell (1997)	1,164
Keenan McCardell (1996)	1,129
Keenan McCardell (2001)	1,110
ALLEN HURNS (2015)	1,031
Jimmy Smith (2002)	1,027
Jimmy Smith (2005)	1,023

### 100-YARD RECEIVING GAMES

Jimmy Smith (1999)	9
ALLEN ROBINSON (2015)	6
Jimmy Smith (2001)	6
Jimmy Smith (1997)	6
Keenan McCardell (2000)	5
Jimmy Smith (2000)	5
Jimmy Smith (1998)	5

### YARDS PER RECEPTION (MIN. 50 RECEPTIONS)

Cecil Shorts III (2012)	17.80
ALLEN ROBINSON (2015)	17.50
Jimmy Smith (1997)	16.15
ALLEN HURNS (2015)	16.11
Jimmy Smith (2004)	15.84
Jimmy Smith (1998)	15.15
Jimmy Smith (1996)	14.99



## YARDAGE

### SCRIMMAGE YARDS

Maurice Jones-Drew (2011)	1,980
Fred Taylor (2003)	1,942
Maurice Jones-Drew (2009)	1,765
Fred Taylor (2002)	1,722
Fred Taylor (1998)	1,644
Maurice Jones-Drew (2010)	1,641
Fred Taylor (2000)	1,639
Jimmy Smith (1999)	1,636
Fred Taylor (2004)	1,569
ALLEN ROBINSON (2015)	1,400

### ALL-PURPOSE YARDS

Maurice Jones-Drew (2006)	2,250
Maurice Jones-Drew (2007)	2,014
Maurice Jones-Drew (2011)	1,964
Fred Taylor (2003)	1,942
Maurice Jones-Drew (2009)	1,881
Maurice Jones-Drew (2008)	1,739
Fred Taylor (2002)	1,722
Fred Taylor (1998)	1,653
Maurice Jones-Drew (2010)	1,641
Fred Taylor (2000)	1,638



# SINGLE-SEASON RECORDS

## PUNTING

### PUNTS

Bryan Anger (2013)	95
Bryan Anger (2014)	94
Bryan Anger (2012)	91
Bryan Barker (1998)	85
Chris Hanson (2004)	84
Chris Hanson (2005)	82
Chris Hanson (2001)	82
Bryan Barker (1995)	82
Chris Hanson (2002)	81
Bryan Anger (2015)	80

### GROSS AVERAGE (MIN. 50 PUNTS)

Bryan Anger (2012) *NFL rookie record*	47.8
Bryan Anger (2014)	47.5
<b>BRAD NORTMAN (2016)</b>	<b>46.6</b>
Bryan Anger (2015)	46.3
Bryan Anger (2013)	45.7
Bryan Barker (1998)	45.0
Bryan Barker (1997)	44.9

### NET AVERAGE (MIN. 50 PUNTS)

Bryan Anger (2012) *NFL rookie record*	40.8
Bryan Anger (2013)	40.5
Bryan Anger (2014)	39.6
<b>BRAD NORTMAN (2016)</b>	<b>39.5</b>
Bryan Anger (2015)	39.5
Adam Podlesh (2010)	39.2
Bryan Barker (1997)	38.8

### INSIDE THE 20 (MIN. 50 PUNTS)

Chris Hanson (2005)	33
Bryan Barker (1999)	32
Bryan Anger (2013)	31
Bryan Anger (2012)	31
Bryan Barker (2000)	29
Chris Hanson (2004)	28
Bryan Barker (1998)	28

### TOUCHBACKS (MIN. 50 PUNTS)

Adam Podlesh (2007)	2
Bryan Anger (2015)	4
Several players tied	5



### KICKOFF RETURNS

Brian Witherspoon (2008)	52
Deji Karim (2010)	50
David Allen (2003)	41
Derrick Wimbush (2005)	39
Jordan Todman (2014)	38
Shyrone Stith (2000)	33
Willie Jackson (1997)	32
Maurice Jones-Drew (2007)	31
Maurice Jones-Drew (2006)	31
Reggie Barlow (1998)	30

### KICKOFF RETURN TOUCHDOWNS

<b>MARQISE LEE (2016)</b>	<b>1</b>
Maurice Jones-Drew (2007)	1
Several players tied	1

### PUNT RETURNS

Alvin Pearman (2005)	49
Reggie Barlow (1998)	43
Damon Gibson (2001)	38
Reggie Barlow (1999)	38
Reggie Barlow (1997)	36
Mike Thomas (2010)	34
Ace Sanders (2014)	32
Chris Hudson (2006)	32
Chris Hudson (1996)	32
Reggie Barlow (2000)	29

### PUNT RETURN AVERAGE (MIN. 15 RETURNS)

<b>RASHAD GREENE SR. (2015)</b>	<b>16.72</b>
Reggie Barlow (1998)	12.91
Bobby Shaw (2002)	12.40
David Allen (2003)	12.00
Reggie Barlow (1997)	11.44
Brian Witherspoon (2008)	11.29
Reggie Barlow (1999)	10.89
Chris Hudson (1996)	10.88
Mike Thomas (2010)	10.53
Desmond Howard (1995)	10.25

## RETURNS

### KICKOFF RETURN YARDS

Brian Witherspoon (2008)	1,250
Deji Karim (2010)	1,248
Jordan Todman (2014)	972
Derrick Wimbush (2005)	955
Maurice Jones-Drew (2006)	860
David Allen (2003)	831
Maurice Jones-Drew (2007)	811
Shyrone Stith (2000)	785
Reggie Barlow (1998)	747
Jordan Todman (2013)	712

### KICKOFF RETURN AVERAGE (MIN. 25 RETURNS)

Maurice Jones-Drew (2006)	27.74
Jordan Todman (2013)	27.38
Maurice Jones-Drew (2007)	26.16
Jordan Todman (2014)	25.58
Deji Karim (2010)	24.96
Reggie Barlow (1998)	24.90
Mike Thomas (2009)	24.77
Derrick Wimbush (2005)	24.49

### PUNT RETURN YARDS

Reggie Barlow (1998)	555
Reggie Barlow (1999)	414
Reggie Barlow (1997)	412
Alvin Pearman (2005)	410
Mike Thomas (2010)	358
Chris Hudson (1996)	348
Damon Gibson (2001)	333
David Allen (2003)	324
Bobby Shaw (2002)	310
Rashad Greene (2015)	301

### PUNT RETURN TOUCHDOWNS

<b>RASHAD GREENE SR. (2015)</b>	<b>1</b>
Mike Thomas (2010)	1
Bobby Shaw (2002)	1
Reggie Barlow (1999)	1
Reggie Barlow (1998)	1

## DEFENSE

### INTERCEPTIONS

Rashean Mathis (2006)	8
Marlon McCree (2002)	6
Aaron Beasley (1999)	6
Reggie Nelson (2007)	5
Rashean Mathis (2005)	5
Donovin Darius (2004)	5
Rashean Mathis (2004)	5
Deon Figures (1997)	5
Several players tied	4

### INTs RETURNED FOR TOUCHDOWN

Rashean Mathis (2008)	2
Aaron Beasley (1999)	2
Several players tied	1

### SACKS

Tony Brackens (1999)	12.0
Tony Brackens (2001)	11.0
Kevin Hardy (1999)	10.5
Bobby McCray (2006)	10.0
Gary Walker (1999)	10.0

### TACKLES

<b>PAUL POSLUSZNY (2012)</b>	<b>231</b>
Hardy Nickerson (2001)	230
Russell Allen (2012)	201
<b>PAUL POSLUSZNY (2011)</b>	<b>192</b>
Mike Peterson (2005)	190
Wali Rainer (2002)	188
Kevin Hardy (1998)	186
Mike Peterson (2004)	178



# SINGLE-SEASON RECORDS

## DEFENSE & FUMBLES

### TAKEAWAYS

Donovin Darius (2004).....	9
Rashean Mathis (2006).....	8
Marlon McCree (2002).....	6
Aaron Beasley (1999).....	6

### FORCED FUMBLES

Tony Brackens (1999).....	8
Tony Brackens (1997).....	6
Tony Brackens (2001).....	5
Tony Brackens (1996).....	5

### FUMBLES

<b>BLAKE BORTLES (2015).....</b>	<b>14</b>
Blaine Gabbert (2011).....	14
David Garrard (2009).....	14
Mark Brunell (1996).....	13
David Garrard (2010).....	11
Byron Leftwich (2003).....	11

### OPPONENT FUMBLE RECOVERIES

Donovin Darius (2004).....	4
Bryan Schwartz (1998).....	4

### FUMBLES LOST

David Garrard (2009).....	8
<b>Blake Bortles (2016).....</b>	<b>6</b>
Byron Leftwich (2003).....	6
Blake Bortles (2015).....	5
Blaine Gabbert (2011).....	5
David Garrard (2010).....	4
Several players tied.....	3

# SINGLE-GAME RECORDS

## SCORING

### POINTS

James Stewart (Oct. 12, 1997 vs. Phi.).....	30
Maurice Jones-Drew (Dec. 11, 2011 vs. T.B.).....	24
Fred Taylor (Nov. 19, 2000 at Pit.).....	24
Several players tied.....	18

### FIELD GOALS

Josh Scobee (Oct. 10, 2010 at Buf.).....	5
Josh Scobee (Nov. 25, 2007 vs. Buf.).....	5
Mike Hollis (Sept. 10, 2000 at Bal.).....	5
Mike Hollis (Nov. 30, 1997 vs. Bal.).....	5
Mike Hollis (Dec. 1, 1996 vs. Cin.).....	5
Jason Myers (Dec. 24, 2016 vs. Ten.).....	4
Several players tied.....	4

### TOUCHDOWNS

James Stewart (Oct. 12, 1997 vs. Phi.).....	5
Maurice Jones-Drew (Dec. 11, 2011 vs. T.B.).....	4
Fred Taylor (Nov. 19, 2000 at Pit.).....	4
Several players tied.....	3

### EXTRA POINTS

Josh Scobee (Dec. 23, 2007 vs. Oak.).....	7
Mike Hollis (Dec. 3, 2000 vs. Cle.).....	6
Mike Hollis (Nov. 1, 1998 at Bal.).....	6
Several players tied.....	5



## PASSING

### PASSING YARDS

Mark Brunell (Sept. 22, 1996 at N.E.).....	432
Mark Brunell (Oct. 20, 1996 at STL).....	421
Mark Brunell (Sept. 10, 2000 at Bal.).....	386
<b>BLAKE BORTLES (Nov. 8, 2015 at NYJ).....</b>	<b>381</b>
Mark Brunell (Sept. 20, 1998 vs. Bal.).....	376
<b>BLAKE BORTLES (Dec. 27, 2015 at N.O.).....</b>	<b>368</b>
Byron Leftwich (Oct. 10, 2004 at S.D.).....	357
Mark Brunell (Dec. 1, 1996 vs. Cin.).....	356
Chad Henne (Nov. 18, 2012 at Hou.).....	354
Quinn Gray (Nov. 4, 2007 at N.O.).....	354
Mark Brunell (Nov. 10, 1996 vs. Bal.).....	354

### PASSING TDs

<b>BLAKE BORTLES (Dec. 6, 2015 at Ten.).....</b>	<b>5</b>
<b>BLAKE BORTLES (Oct. 11, 2015 at T.B.).....</b>	<b>4</b>
<b>CHAD HENNE (Nov. 18, 2012 at Hou.).....</b>	<b>4</b>
David Garrard (Oct. 31, 2010 at Dal.).....	4
Quinn Gray (Dec. 30, 2007 at Hou.).....	4
Mark Brunell (Nov. 29, 1998 at Cin.).....	4
Several players tied.....	3

### PASS ATTEMPTS

<b>BLAKE BORTLES (Oct. 27, 2016 vs. Ten.).....</b>	<b>54</b>
Byron Leftwich (Oct. 10, 2004 at S.D.).....	54
<b>BLAKE BORTLES (Oct. 18, 2015 vs. Hou.).....</b>	<b>53</b>
Mark Brunell (Oct. 20, 1996 at STL).....	52
<b>CHAD HENNE (Dec. 29, 2013 at Ind.).....</b>	<b>51</b>
<b>CHAD HENNE (Dec. 23, 2012 vs. N.E.).....</b>	<b>51</b>
<b>BLAKE BORTLES (Oct. 4, 2015 at Ind.).....</b>	<b>50</b>
Mark Brunell (Sept. 10, 2000 at Bal.).....	50
<b>BLAKE BORTLES (Nov. 29, 2015 vs. S.D.).....</b>	<b>49</b>
Blaine Gabbert (Oct. 28, 2012 at G.B.).....	49
Mark Brunell (Oct. 15, 1995 vs. Chi.).....	48

### INTERCEPTIONS

Mark Brunell (Oct. 20, 1996 at STL).....	5
Luke McCown (Sept. 18, 2011 at NYJ).....	4
David Garrard (Sept. 19, 2010 at S.D.).....	4
David Garrard (Nov. 12, 2006 vs. Hou.).....	4
Several players tied.....	3

### AVG. GAIN PER ATTEMPT (MIN. 20 ATTEMPTS)

David Garrard (Oct. 21, 2010 at Dal.).....	12.38
Rob Johnson (Aug. 31, 1997 at Bal.).....	12.25
Byron Leftwich (Oct. 5, 2003 vs. S.D.).....	12.00
Mark Brunell (Nov. 1, 1998 at Bal.).....	11.85
Mark Brunell (Nov. 21, 1999 vs. N.O.).....	11.70
Mark Brunell (Sept. 22, 1996 at N.E.).....	11.08

### PASS COMPLETIONS

Mark Brunell (Oct. 20, 1996 at STL).....	37
Byron Leftwich (Oct. 10, 2004 at S.D.).....	36
<b>BLAKE BORTLES (Oct. 27, 2016 at Ten.).....</b>	<b>33</b>
<b>BLAKE BORTLES (Oct. 12, 2014 at Ten.).....</b>	<b>32</b>
<b>BLAKE BORTLES (Nov. 13, 2016 vs. Hou.).....</b>	<b>32</b>
<b>BLAKE BORTLES (Nov. 29, 2015 vs. S.D.).....</b>	<b>30</b>
<b>BLAKE BORTLES (Oct. 18 vs. Hou.).....</b>	<b>30</b>
<b>CHAD HENNE (Dec. 29, 2013 at Ind.).....</b>	<b>30</b>
David Garrard (Oct. 18, 2009 vs. STL).....	30
Mark Brunell (Oct. 15, 1995 vs. Chi.).....	30

### COMPLETION % (MIN. 20 ATTEMPTS)

Mark Brunell (Sept. 7, 2003 at Car.).....	85.2
Mark Brunell (Oct. 29, 2000 at Dal.).....	83.3
Rob Johnson (Aug. 31, 1997 at Bal.).....	83.3
David Garrard (Dec. 2, 2007 at Ind.).....	82.8
David Garrard (Oct. 31, 2010 at Dal.).....	81.0
David Garrard (Oct. 10, 2010 at Buf.).....	80.0
Mark Brunell (Oct. 6, 1996 at N.O.).....	80.0



# SINGLE-GAME RECORDS

## RUSHING

### RUSHING YARDS

Fred Taylor (Nov. 19, 2000 at Pit.)	234
Fred Taylor (Dec. 21, 2003 vs. N.O.)	194
Maurice Jones-Drew (Dec. 5, 2010 at Ten.)	186
Fred Taylor (Dec. 6, 1998 vs. Det.)	183
Fred Taylor (Dec. 3, 2000 vs. Cle.)	181
Maurice Jones-Drew (Sept. 23, 2012 at Ind.)	177
Maurice Jones-Drew (Nov. 1, 2009 at Ten.)	177
Maurice Jones-Drew (Jan. 1, 2012 vs. Ind.)	169
Maurice Jones-Drew (Dec. 10, 2006 vs. Ind.)	166
Fred Taylor (Oct. 30, 2005 at STL)	165

### RUSHING TOUCHDOWNS

James Stewart (Oct. 12, 1997 vs. Phi.)	5
Maurice Jones-Drew (Oct. 18, 2009 vs. STL)	3
Maurice Jones-Drew (Sept. 27, 2009 at Hou.)	3
Fred Taylor (Dec. 3, 2000 vs. Cle.)	3
Fred Taylor (Nov. 19, 2000 at Pit.)	3
Fred Taylor (Nov. 15, 1998 vs. T.B.)	3
Several players tied	2

### RUSHING ATTEMPTS

Fred Taylor (Dec. 21, 2003 vs. N.O.)	34
Maurice Jones-Drew (Oct. 18, 2009 vs. STL)	33
Fred Taylor (Nov. 23, 2003 at NYJ)	32
Fred Taylor (Dec. 17, 2000 at Cin.)	32
Fred Taylor (Dec. 6, 1998 vs. Det.)	32
Maurice Jones-Drew (Dec. 5, 2010 at Ten.)	31
Fred Taylor (Oct. 29, 2000 at Dal.)	31
Several players tied	30

### RUSHING AVERAGE (MIN. 10 ATTEMPTS)

Maurice Jones-Drew (Dec. 10, 2006 vs. Ind.)	11.07
Maurice Jones-Drew (Oct. 14, 2007 vs. Hou.)	10.42
Fred Taylor (Oct. 31, 1999 at Cin.)	8.53
Maurice Jones-Drew (Sept. 24, 2006 at Ind.)	7.92
Stacey Mack (Dec. 30, 2001 vs. K.C.)	7.81
Fred Taylor (Nov. 19, 2000 at Pit.)	7.80
Fred Taylor (Oct. 30, 2005 at STL)	7.50
Fred Taylor (Dec. 19, 2004 at G.B.)	7.50



## RECEIVING & YARDAGE

### RECEPTIONS

Keenan McCardell (Oct. 20, 1996 at STL)	16
Jimmy Smith (Sept. 10, 2000 at Bal.)	15
Justin Blackmon (Oct. 13, 2013 at Den.)	14
Jimmy Smith (Jan. 2, 2000 vs. Cin.)	14
<b>ALLEN HURNS (Oct. 4, 2015 at Ind.)</b>	<b>11</b>
Keenan McCardell (Dec. 23, 2000 at NYG)	11
Keenan McCardell (Oct. 1, 2000 vs. Pit.)	11
Keenan McCardell (Dec. 7, 1997 vs. N.E.)	11
Several players tied	10

### RECEIVING TDs

<b>ALLEN ROBINSON (Dec. 6, 2015 at Ten.)</b>	<b>3</b>
Jimmy Smith (Sept. 10, 2000 at Bal.)	3
Several players tied	2

### YARDS PER RECEPTION (MIN. 4 RECEPTIONS)

Justin Blackmon (Nov. 18, 2012 at Hou.)	33.7
Ernest Wilford (Dec. 24, 2005 at Hou.)	29.5
Andre Rison (Sept. 22, 1996 at N.E.)	28.8
Jimmy Smith (Nov. 9, 1997 vs. K.C.)	28.0

### RECEIVING YARDS

Jimmy Smith (Sept. 10, 2000 at Bal.)	291
Justin Blackmon (Nov. 18, 2012 at Hou.)	236
Keenan McCardell (Oct. 20, 1996 at STL)	232
Jimmy Smith (Nov. 21, 1999 vs. N.O.)	220
Justin Blackmon (Oct. 13, 2013 at Den.)	190
Jimmy Smith (Jan. 2, 2000 vs. Cin.)	165
Jimmy Smith (Sept. 22, 1997 vs. Pit.)	164
Jimmy Smith (Dec. 1, 1996 vs. Cin.)	162
Pete Mitchell (Nov. 19, 1995 at T.B.)	161
Jimmy Smith (Nov. 16, 1997 vs. Ten.)	158

### SCRIMMAGE YARDS

Jimmy Smith (Sept. 10, 2000 at Bal.)	291
Fred Taylor (Nov. 19, 2000 at Pit.)	248
Fred Taylor (Sept. 29, 2002 vs. NYJ)	237
Justin Blackmon (Nov. 18, 2012 at Hou.)	236
Keenan McCardell (Oct. 20, 1996 at STL)	232
Fred Taylor (Dec. 21, 2003 at N.O.)	225
Maurice Jones-Drew (Nov. 21, 2010 vs. Cle.)	220
Jimmy Smith (Nov. 21, 1999 vs. N.O.)	220
Fred Taylor (Sept. 20, 1998 vs. Bal.)	213
Fred Taylor (Dec. 6, 1998 vs. Det.)	206



### ALL-PURPOSE YARDS

Maurice Jones-Drew (Dec. 10, 2006 vs. Ind.)	303
Jimmy Smith (Sept. 10, 2000 at Bal.)	291
Maurice Jones-Drew (Oct. 14, 2007 vs. Hou.)	260
Fred Taylor (Nov. 19, 2000 at Pit.)	248
Maurice Jones-Drew (Sept. 24, 2006 at Ind.)	244
Fred Taylor (Sept. 29, 2002 vs. NYJ)	237
Justin Blackmon (Nov. 18, 2012 at Hou.)	236
Keenan McCardell (Oct. 20, 1996 at STL)	232
Fred Taylor (Dec. 21, 2003 vs. N.O.)	225
Several players tied	220

## PUNTING

### PUNTS

Bryan Anger (Sept. 8, 2013 vs. K.C.)	11
Adam Podlesh (Nov. 16, 2008 vs. Ten.)	10
Bryan Anger (Oct. 21, 2012 at Oak.)	9
Bryan Anger (Sept. 16, 2012 vs. Hou.)	9
Nick Harris (Dec. 24, 2011 at Ten.)	9
Nick Harris (Nov. 27, 2011 vs. Hou.)	9
Chris Hanson (Oct. 16, 2005 at Pit.)	9
Chris Hanson (Sept. 19, 2004 vs. Den.)	9
Bryan Barker (Sept. 25, 2000 at Ind.)	9
Bryan Barker (Nov. 14, 1999 vs. Bal.)	9
Bryan Barker (Oct. 29, 1995 at Pit.)	9

### PUNTS INSIDE 20

Bryan Barker (Nov. 14, 1999 vs. Bal.)	8
Bryan Anger (Nov. 17, 2013 vs. Ari.)	6
Bryan Barker (Oct. 3, 1999 vs. Pit.)	6

### GROSS AVERAGE (MIN. 4 PUNTS)

Bryan Anger (Dec. 23, 2012 vs. N.E.)	56.3
Bryan Anger (Oct. 11, 2015 at T.B.)	55.3
<b>BRAD NORTMAN (Oct. 16, 2016 at Chi.)</b>	<b>55.0</b>
Bryan Barker (Oct. 19, 1997 at Dal.)	53.8
<b>BRAD NORTMAN (Oct. 2, 2016 vs. Ind.)</b>	<b>53.6</b>
Bryan Anger (Sept. 9, 2012 at Min.)	53.5
Bryan Anger (Sept. 23, 2012 at Ind.)	53.5

### NET AVERAGE (MIN. 4 PUNTS)

<b>BRAD NORTMAN (Oct. 16, 2016 at Chi.)</b>	<b>52.2</b>
Bryan Anger (Nov. 4, 2012 vs. Det.)	50.5
Adam Podlesh (Dec. 23, 2007 vs. Oak.)	49.8
Chris Hanson (Nov. 10, 2002 vs. Was.)	48.2
Bryan Anger (Dec. 26, 2012 at Mia.)	47.4



# SINGLE-GAME RECORDS

## RETURNS

### KICKOFF RETURNS

Deji Karim (Oct. 18, 2010 vs. Ten.)	7
Jermaine Lewis (Oct. 10, 2004 at S.D.)	7
Curtis Marsh (Nov. 12, 1995 vs. Sea.)	7
<i>Several players tied</i>	6

### KICKOFF RETURN AVERAGE (MIN. 3 RETURNS)

Maurice Jones-Drew (Nov. 4, 2007 at N.O.)	47.33
Derrick Wimbush (Nov. 27, 2005 at Ari.)	46.00
Brian Witherspoon (Sept. 7, 2008 at Ten.)	41.33
Randy Jordan (Oct. 13, 1996 vs. NYJ)	39.67
Tiquan Underwood (Sept. 12, 2010 vs. Den.)	38.33

### KICKOFF RETURN YARDS

Reggie Barlow (Oct. 25, 1998 at Den.)	206
Jordan Todman (Sept. 28, 2014 at S.D.)	174
Jordan Todman (Nov. 2, 2014 at Cin.)	173
Curtis Marsh (Nov. 12, 1995 vs. Sea.)	169
Deji Karim (Oct. 18, 2010 vs. Ten.)	168
Reggie Barlow (Dec. 7, 1997 vs. N.E.)	157
Rashad Jennings (Nov. 18, 2012 at Hou.)	149
David Allen (Dec. 14, 2003 at N.E.)	147
Alvis Whitted (Dec. 26, 1999 at Ten.)	147
Mike Thomas (Nov. 1, 2009 at Ten.)	146

### KICKOFF RETURN TDs

<b>MARQISE LEE (Dec. 18, 2016 at Hou.)</b>	1
Maurice Jones-Drew (Nov. 4, 2007 at N.O.)	1
Maurice Jones-Drew (Dec. 10, 2006 vs. Ind.)	1
Derrick Wimbush (Nov. 27, 2005 at Ari.)	1
Elvis Joseph (Nov. 18, 2001 at Pit.)	1
Alvis Whitted (Dec. 26, 1999 at Ten.)	1
Reggie Barlow (Dec. 7, 1997 vs. N.E.)	1

### PUNT RETURN YARDS

Reggie Barlow (Sept. 13, 1998 vs. K.C.)	134
Mike Thomas (Dec. 19, 2010 at Ind.)	99
Desmond Howard (Sept. 24, 1995 vs. G.B.)	82
Reggie Barlow (Sept. 20, 1998 vs. Bal.)	81
Reggie Barlow (Nov. 21, 1999 vs. N.O.)	80
Reggie Barlow (Nov. 23, 1997 at Cin.)	79
Jermaine Lewis (Sept. 19, 2004 vs. Den.)	78
<b>RASHAD GREENE SR. (Nov. 19, 2015 vs. Ten.)</b>	76
Reggie Barlow (Nov. 2, 1997 at Ten.)	76
<i>Several players tied</i>	73

### PUNT RETURNS

Alvin Pearman (Dec. 18, 2005 vs. S.F.)	7
Alvin Pearman (Nov. 13, 2005 vs. Bal.)	7
Ace Sanders (Nov. 17, 2013 vs. Ari.)	6
Mike Thomas (Oct. 24, 2011 vs. Bal.)	6
David Allen (Dec. 7, 2003 vs. Hou.)	6
Reggie Barlow (Dec. 3, 2000 vs. Cle.)	6
R. Jay Soward (Oct. 8, 2000 vs. Bal.)	6
Reggie Barlow (Nov. 14, 1999 vs. Bal.)	6
Reggie Barlow (Sept. 20, 1998 vs. Bal.)	6
<i>Several players tied</i>	5

### PUNT RETURN YARD AVG.

Reggie Barlow (Sept. 13, 1998 vs. K.C.)	44.67
Reggie Barlow (Nov. 23, 1997 at Cin.)	26.33
Reggie Barlow (Nov. 2, 1997 at Ten.)	25.33
Mike Thomas (Dec. 19, 2010 at Ind.)	24.75
Reggie Barlow (Nov. 29, 1998 at Cin.)	23.00
Brian Witherspoon (Nov. 29, 2009 at S.F.)	21.00
Desmond Howard (Sept. 24, 1995 vs. G.B.)	20.50
Dennis Northcutt (Dec. 9, 2007 vs. Car.)	20.00

### PUNT RETURN TDs

<b>RASHAD GREENE (Dec. 13, 2015 vs. Ind.)</b>	1
Mike Thomas (Dec. 19, 2010 at Ind.)	1
Bobby Shaw (Oct. 6, 2002 vs. Phi.)	1
Reggie Barlow (Nov. 21, 1999 vs. N.O.)	1
Reggie Barlow (Sept. 13, 1998 vs. K.C.)	1

## DEFENSE, FUMBLES & BLOCKS

### INTERCEPTIONS

Davon House (Nov. 15, 2015 at Bal.)	2
Derek Cox (Oct. 31, 2010 at Dal.)	2
Rashean Mathis (Nov. 5, 2006 vs. Ten.)	2
Rashean Mathis (Sept. 18, 2006 vs. Pit.)	2
Terry Cousin (Nov. 13, 2005 vs. Bal.)	2
Rashean Mathis (Oct. 30, 2005 at STL)	2
Clonovin Darius (Jan. 2, 2005 at Oak.)	2
Rashean Mathis (Dec. 19, 2004 at G.B.)	2
Marlon McCree (Sept. 15, 2002 at K.C.)	2
Rayna Stewart (Sept. 10, 2000 at Bal.)	2
Aaron Beasley (Sept. 12, 1999 vs. S.F.)	2
Deon Figures (Aug. 31, 1997 at Bal.)	2
<i>Several players tied</i>	1

### TAKEAWAYS

Darren Carrington (Oct. 1, 1995 at Hou.)	3
------------------------------------------	---

### FORCED FUMBLES

Tony Brackens (Oct. 3, 1999 vs. Pit.)	3
<i>Several players tied</i>	2

### OPPONENT FUMBLE RECOVERIES

Telvin Smith (Nov. 23, 2014 at Ind.)	2
Tony Brackens (Sept. 29, 1996 vs. Car.)	2
Darren Carrington (Oct. 1, 1995 at Hou.)	2

### INTs RETURNED FOR TOUCHDOWN

<b>JALEN RAMSEY (Dec. 24, 2016 vs. Ten.)</b>	1
<b>TELVIN SMITH (Oct. 25, 2015 vs. Buf.)</b>	1
Dwayne Gratz (Dec. 28, 2014 at Hou.)	1
<b>PAUL POSLUSZNY (Oct. 13, 2013 at Den.)</b>	1
Rashean Mathis (Sept. 21, 2008 at Ind.)	1
Rashean Mathis (Oct. 5, 2008 vs. Pit.)	1
Clint Ingram (Dec. 9, 2007 vs. Car.)	1
Aaron Glenn (Oct. 28, 2007 at T.B.)	1
Scott Starks (Nov. 5, 2006 vs. Ten.)	1
Mike Peterson (Nov. 13, 2005 vs. Bal.)	1
Rashean Mathis (Oct. 16, 2005 at Pit.)	1
Tony Brackens (Nov. 28, 1999 at Bal.)	1
Aaron Beasley (Sept. 26, 1999 vs. Ten.)	1
Aaron Beasley (Sept. 12, 1999 vs. S.F.)	1
Mickey Washington (Oct. 22, 1995 at Cle.)	1

### BLOCKED PUNTS

Dan Skuta (Jan. 1, 2017 at IND)	1
Hayes Pullard III (Nov. 29, 2015 vs. S.D.)	1
J.T. Thomas (Sept. 8, 2013 vs. K.C.)	1
Mike Harris (Dec. 30, 2012 at Ten.)	1
Kassim Osgood (Dec. 15, 2011 at Atl.)	1
Rashad Jennings (Sept. 19, 2010 at S.D.)	1
Jorge Cordova (Dec. 10, 2006 vs. Ind.)	1
Gerald Sensabaugh (Oct. 8, 2006 vs. NYJ)	1
Derrick Wimbush (Oct. 9, 2005 vs. Cin.)	1
Eric Westmoreland (Oct. 27, 2002 vs. Hou.)	1
Donovin Darius (Sept. 10, 2001 vs. Pit.)	1
Donovin Darius (Oct. 1, 2000 vs. Pit.)	1
Dave Thomas (Nov. 14, 1999 vs. Bal.)	1
Alvis Whitted (Nov. 1, 1998 at Bal.)	1
Dave Thomas (Oct. 12, 1997 vs. Phi.)	1
Mike Dumas (Dec. 3, 1995 at Den.)	1

### SACKS

Chris Clemons (Nov. 23, 2014 at Ind.)	3.0
Paul Spicer (Sept. 25, 2005 at NYJ)	3.0
John Henderson (Oct. 6, 2002 vs. Phi.)	3.0
Kelvin Prichett (Oct. 5, 1997 vs. Cin.)	3.0

### TACKLES

Hardy Nickerson (Nov. 25, 2001 vs. Bal.)	23
Russell Allen (Sept. 16, 2012 vs. Hou.)	22
Wali Rainer (Oct. 13, 2002 at Ten.)	22
T.J. Slaughter (Nov. 25, 2001 vs. Bal.)	22
<b>PAUL POSLUSZNY (Dec. 19, 2012 at Mia.)</b>	21
Bryan Schwartz (Dec. 17, 1995 at Det.)	21
Russell Allen (Nov. 18, 2012 at Hou.)	20
Daryl Smith (Dec. 18, 2010 at Ind.)	20
Kevin Hardy (Nov. 1, 1998 at Bal.)	20

### BLOCKED FIELD GOALS

Tyson Alualu (Dec. 27, 2015 at N.O.)	1
Chris Clemons (Sept. 13, 2015 vs. Car.)	1
Rashean Mathis (Oct. 2, 2005 vs. Den.)	1
John Henderson (Dec. 8, 2002 vs. Cle.)	1
Marcus Stroud (Sept. 8, 2002 vs. Ind.)	1
Marcus Stroud (Dec. 3, 2001 vs. G.B.)	1
Clyde Simmons (Sept. 22, 1997 vs. Pit.)	1
Clyde Simmons (Dec. 1, 1996 vs. Cin.)	1





# ROOKIE RECORDS

## SCORING & PASSING

### POINTS (SEASON)

Fred Taylor (1998).....	102
Maurice Jones-Drew (2006) .....	96
Josh Scobee (2004).....	93
Seth Marler (2003).....	90
<b>ALLEN HURNS (2014).....</b>	<b>36</b>
Justin Blackmon (2012).....	32
Willie Jackson (1995).....	32
Matt Jones (2005).....	30
Hayden Epstein (2002).....	28
<i>Several players tied</i> .....	18

### PASSING YARDS (GAME)

<b>BLAKE BORTLES (Oct. 12, 2014 at Ten.) .....</b>	<b>336</b>
Byron Leftwich (Oct. 5, 2003 vs. S.D.).....	336
<b>BLAKE BORTLES (Nov. 9, 2014 vs. Dal.) .....</b>	<b>290</b>
Byron Leftwich (Dec. 14, 2003).....	288
Byron Leftwich (Oct. 12, 2003).....	256
<b>BLAKE BORTLES (Sept. 28, 2014 at S.D.) .....</b>	<b>254</b>
<b>BLAKE BORTLES (Nov. 2, 2014 at Cin.) .....</b>	<b>247</b>
Byron Leftwich (Sept. 28, 2003 at Hou.) .....	231
Byron Leftwich (Nov. 30, 2003 vs. T.B.).....	224
<b>BLAKE BORTLES (Sept. 21, 2014 vs. Ind.).....</b>	<b>223</b>

### PASS COMPLETIONS (SEASON)

<b>Blake Bortles (2014) .....</b>	<b>280</b>
Byron Leftwich (2003).....	239
Blaine Gabbert (2011).....	210
Jonathan Quinn (1998).....	34
David Garrard (2002).....	23
Rob Johnson (1995).....	3
Matt Jones (2005).....	2
LaBrandon Toefield (2003).....	1
Ace Sanders (2013).....	1

### PASSING TDs (SEASON)

Byron Leftwich (2003).....	14
Blaine Gabbert (2011).....	12
<b>BLAKE BORTLES (2014).....</b>	<b>11</b>
Jonathan Quinn (1998).....	2
David Garrard (2002).....	1
Ace Sanders (2013).....	1

### INTERCEPTIONS (SEASON)

<b>BLAKE BORTLES (2014).....</b>	<b>17</b>
Byron Leftwich (2003).....	16
Blaine Gabbert (2011).....	11
Jonathan Quinn (1998).....	3
David Garrard (2002).....	2
Rob Johnson (1995).....	1

### TOUCHDOWNS (SEASON)

Fred Taylor (1998).....	17
Maurice Jones-Drew (2006) .....	16
<b>ALLEN HURNS (2014) .....</b>	<b>6</b>
Matt Jones (2005).....	5
Justin Blackmon (2012).....	5
Greg Jones (2004).....	3
LaBrandon Toefield (2003).....	3
Elvis Joseph (2001).....	3
James Stewart (1995).....	3
<i>Several players tied</i> .....	2

### PASS ATTEMPTS (SEASON)

<b>BLAKE BORTLES (2014).....</b>	<b>475</b>
Byron Leftwich (2003).....	418
Blaine Gabbert (2011).....	413
Jonathan Quinn (1998).....	64
David Garrard (2002).....	46
Rob Johnson (1995).....	7
Matt Jones (2005).....	3
LaBrandon Toefield (2003).....	2
Ace Sanders (2013).....	1

### PASS COMPLETIONS (GAME)

<b>BLAKE BORTLES (Oct. 12, 2014 at Ten.) .....</b>	<b>32</b>
<b>BLAKE BORTLES (Sept. 28, 2014 at S.D.) .....</b>	<b>29</b>
Byron Leftwich (Oct. 12, 2003 vs. Mia.).....	24
<b>BLAKE BORTLES (Nov. 9, 2014 vs. Dal.) .....</b>	<b>22</b>
<b>BLAKE BORTLES (Nov. 2, 2014 at Cin.) .....</b>	<b>22</b>
<b>BLAKE BORTLES (Oct. 5, 2014 vs. Pit.) .....</b>	<b>22</b>
Blaine Gabbert (Nov. 20, 2011 at Cle.).....	22
Byron Leftwich (Nov. 2, 2003 at Bal.) .....	22
<i>Several players tied</i> .....	21

### PASSING TDs (GAME)

<b>BLAKE BORTLES (Nov. 2, 2014 at Cin.) .....</b>	<b>2</b>
<b>BLAKE BORTLES (Sept. 21, 2014 vs. Ind.) .....</b>	<b>2</b>
Blaine Gabbert (Dec. 11, 2011 vs. T.B.) .....	2
Blaine Gabbert (Dec. 5, 2011 vs. S.D.) .....	2
Byron Leftwich (Oct. 5, 2003 vs. S.D.).....	2
Byron Leftwich (Nov. 30, 2003 vs. T.B.).....	2
<i>Several players tied</i> .....	1

### INTERCEPTIONS (GAME)

<b>BLAKE BORTLES (Oct. 19, 2014 vs. Cle.) .....</b>	<b>3</b>
Byron Leftwich (Oct. 12, 2003 vs. Mia.).....	3
Byron Leftwich (Sept. 28, 2003 at Hou.) .....	3
<i>Several players tied</i> .....	2

### PASSING YARDS (SEASON)

<b>BLAKE BORTLES (2014).....</b>	<b>2,908</b>
Byron Leftwich (2003).....	2,819
Blaine Gabbert (2011).....	2,214
Jonathan Quinn (1998).....	387
David Garrard (2002).....	231
LaBrandon Toefield (2003).....	32
Rob Johnson (1995).....	24
Ace Sanders (2013).....	21
Matt Jones (2005).....	12

### PASS ATTEMPTS (GAME)

<b>BLAKE BORTLES (Oct. 12, 2014 at Ten.) .....</b>	<b>46</b>
Byron Leftwich (Oct. 12, 2003 vs. Mia.).....	42
Blaine Gabbert (Dec. 24, 2011 at Ten.).....	42
Blaine Gabbert (Oct. 2, 2011 vs. N.O.).....	42
Blaine Gabbert (Nov. 20, 2011 at Cle.) .....	41
Byron Leftwich (Dec. 14, 2003 at N.E.) .....	40
<b>BLAKE BORTLES (Dec. 14, 2014 at Bal.) .....</b>	<b>37</b>
<b>BLAKE BORTLES (Dec. 7, 2014 vs. Hou.) .....</b>	<b>39</b>
<b>BLAKE BORTLES (Nov. 9, 2014 vs. Dal.) .....</b>	<b>37</b>
<b>BLAKE BORTLES (Sept. 28, 2014 at S.D.) .....</b>	<b>37</b>



## RUSHING

### RUSHING YARDS (SEASON)

Fred Taylor (1998).....	1,223
Maurice Jones-Drew (2006) .....	941
<b>T.J. YELDON (2015) .....</b>	<b>740</b>
James Stewart (1995).....	525
<b>BLAKE BORTLES (2014).....</b>	<b>419</b>
Elvis Joseph (2001).....	294
LaBrandon Toefield (2003).....	212
Rashad Jennings (2009).....	202
Greg Jones (2004).....	162
Deji Karim (2010).....	160

### RUSHING YARDS (GAME)

Fred Taylor (Dec. 6, 1998 vs. Det.).....	183
Maurice Jones-Drew (Dec. 10, 2006 vs. Ind.).....	166
Maurice Jones-Drew (Dec. 24, 2006 vs. N.E.).....	131
Fred Taylor (Nov. 15, 1998 vs. T.B.).....	128
Fred Taylor (Sept. 20, 1998 vs. Bal.).....	128
Fred Taylor (Nov. 8, 1998 vs. Cin.).....	118
Fred Taylor (Sept. 27, 1998 at Ten.).....	116
<b>T.J. YELDON (Oct. 25, 2015 vs. Buf.).....</b>	<b>115</b>
<b>T.J. YELDON (Oct. 4, 2015 at Ind.).....</b>	<b>105</b>
Fred Taylor (Dec. 20, 1998 at Min.).....	105
<b>LEONARD FOURNETTE (Sept. 10, 2017 at Hou.) .</b>	<b>100</b>

### RUSHING ATTEMPTS (SEASON)

Fred Taylor (2003).....	264
<b>T.J. YELDON (2015) .....</b>	<b>182</b>
Maurice Jones-Drew (2006) .....	166
James Stewart (1995).....	137
Elvis Joseph (2001).....	68
Greg Jones (2004).....	62
Blake Bortles (2014).....	419
LaBrandon Toefield (2003).....	53
Blaine Gabbert (2011).....	48
Rashad Jennings (2009).....	39
Alvin Pearman (2005).....	39

# ROOKIE RECORDS

## RUSHING

### RUSHING ATTEMPTS (GAME)

Fred Taylor (Dec. 6, 1998 vs. Det.).....	32
Fred Taylor (Nov. 8, 1998 vs. Cin.).....	27
<b>LEONARD FOURNETTE (Sept. 10, 2017 at Hou.) ...</b>	<b>26</b>
Maurice Jones-Drew (Dec. 17, 2006 at Ten.).....	25
Fred Taylor (Sept. 27, 1998 at Ten.).....	25
T.J. Yeldon (Sept. 20, 2015 vs. Mia.).....	25
Fred Taylor (Dec. 20, 1998 at Min.).....	23
Fred Taylor (Sept. 20, 1998 vs. Bal.).....	23
T.J. Yeldon (Oct. 4, 2015 at Ind.).....	22
Fred Taylor (Nov. 1, 1998 at Bal.).....	22
Maurice Jones-Drew (Oct. 29, 2006 at Phi.).....	21

### RUSHING TDs (SEASON)

Fred Taylor (1998).....	14
Maurice Jones-Drew (2006).....	13
Greg Jones (2004).....	3
T.J. Yeldon (2015).....	2
Storm Johnson (2014).....	2
Byron Leftwich (2003).....	2
LaBrandon Toefield (2003).....	2
David Garrard (2002).....	2
James Stewart (1995).....	2
<i>Several players tied</i> .....	1

### RUSHING TDs (GAME)

Fred Taylor (Nov. 15, 1998 vs. T.B.).....	3
Maurice Jones-Drew (Dec. 24, 2006 vs. N.E.).....	2
Maurice Jones-Drew (Dec. 10, 2006 vs. Ind.).....	2
Maurice Jones-Drew (Oct. 8, 2006 vs. NYJ).....	2
David Garrard (Oct. 13, 2002 at Ten.).....	2
Fred Taylor (Oct. 12, 1998 vs. Mia.).....	2
Fred Taylor (Dec. 6, 1998 vs. Det.).....	2
<i>Several players tied</i> .....	1

## RECEIVING & YARDAGE

### RECEPTIONS (SEASON)

Justin Blackmon (2012).....	64
Willie Jackson (1995).....	53
<b>ALLEN HURNS (2014).....</b>	<b>51</b>
Ace Sanders (2013).....	51
<b>ALLEN ROBINSON (2014).....</b>	<b>48</b>
Mike Thomas (2009).....	48
Maurice Jones-Drew (2006).....	46
Fred Taylor (1998).....	44
Pete Mitchell (1995).....	41
<b>MARQISE LEE (2014).....</b>	<b>37</b>

### RECEPTIONS (GAME)

Pete Mitchell (Nov. 19, 1995 at T.B.).....	10
Fred Taylor (Sept. 20, 1998 vs. Bal.).....	9
<b>ALLEN ROBINSON (Oct. 12, 2014 at Ten.).....</b>	<b>8</b>
Ace Sanders (Dec. 1, 2013 at Cle.).....	8
Ace Sanders (Nov. 17, 2013 vs. Ari.).....	8
Zach Miller (Jan. 3, 2010 at Cle.).....	8
<i>Several players tied</i> .....	7

### RECEIVING YARDS (SEASON)

Justin Blackmon (2012).....	865
<b>ALLEN HURNS (2014).....</b>	<b>677</b>
Willie Jackson (1995).....	589
<b>ALLEN ROBINSON (2014).....</b>	<b>548</b>
Pete Mitchell (1995).....	527
Ace Sanders (2013).....	484
Mike Thomas (2009).....	453
Maurice Jones-Drew (2006).....	436
Matt Jones (2005).....	432
Marqise Lee (2014).....	422

### RECEIVING TDs (SEASON)

<b>ALLEN HURNS (2014).....</b>	<b>6</b>
Justin Blackmon (2012).....	5
Matt Jones (2005).....	5
Willie Jackson (1995).....	5
Fred Taylor (1998).....	3
<i>Several players tied</i> .....	2

### YARDS/REC. (SEASON) (MIN. 25 RECEPTIONS)

Justin Blackmon (2012).....	13.52
<b>ALLEN HURNS (2014).....</b>	<b>13.27</b>
Pete Mitchell (1995).....	12.85
Matt Jones (2005).....	12.00
<b>ALLEN ROBINSON (2014).....</b>	<b>11.42</b>
Marqise Lee (2014).....	11.41
Willie Jackson (1995).....	11.11
Reggie Williams (2004).....	9.93
Fred Taylor (1998).....	9.57
Ace Sanders (2013).....	9.49

### YARDS/REC. (GAME) (MIN. 4 RECEPTIONS)

Justin Blackmon (Nov. 18, 2012 at Hou.).....	33.71
<b>ALLEN HURNS (Sept. 7, 2014 at Phi.).....</b>	<b>27.50</b>
Matt Jones (Nov. 13, 2005 vs. Bal.).....	23.40
Willie Jackson (Dec. 24, 1995 vs. Cle.).....	20.25
<b>T.J. YELDON (Dec. 6, 2015 at Ten.).....</b>	<b>19.75</b>
Willie Jackson (Dec. 10, 1995 vs. Ind.).....	18.83
<b>ALLEN ROBINSON (Sept. 14, 2014 at Was.).....</b>	<b>18.75</b>
Mike Sims-Walker (Oct. 5, 2008 vs. Pit.).....	17.83

### SCRIMMAGE YARDS (SEASON)

Fred Taylor (1998).....	1,644
Maurice Jones-Drew (2006).....	1,377
<b>T.J. YELDON (2015).....</b>	<b>1,019</b>
Justin Blackmon (2012).....	888
James Stewart (1995).....	715
<b>ALLEN HURNS (2014).....</b>	<b>677</b>
Willie Jackson (1995).....	589
<b>ALLEN ROBINSON (2014).....</b>	<b>548</b>

### ALL-PURPOSE YARDS (SEASON)

Maurice Jones-Drew (2006).....	2,250
Fred Taylor (1998).....	1,653
Brian Witherspoon (2008).....	1,442
Deji Karim (2010).....	1,418
Mike Thomas (2009).....	1,301
David Allen (2003).....	1,223
T.J. Yeldon (2015).....	1,019

### 100-YARD RECEIVING GAMES (SEASON)

<b>ALLEN HURNS (2014).....</b>	<b>2</b>
Justin Blackmon (2012).....	1
Matt Jones (2005).....	1
Pete Mitchell (1995).....	1

## DEFENSE

### SACKS (SEASON)

<b>YANNICK NGAKOUE (2016).....</b>	<b>8.0</b>
Tony Brackens (1996).....	7.0
John Henderson (2002).....	6.5
Kevin Hardy (1996).....	5.5
Tyson Alualu (2010).....	3.5
Derrick Harvey (2008).....	3.5
Bobby McCray (2004).....	3.5
Chris Smith (2014).....	3.0
Akin Ayodele (2002).....	3.0
Larry Smith (1999).....	3.0

### TACKLES (SEASON)

Bryan Schwartz (1995).....	161
Kevin Hardy (1996).....	130
Clint Ingram (2006).....	117
Akin Ayodele (2002).....	108
T.J. Slaughter (2000).....	108

### TACKLES (GAME)

Bryan Schwartz (Dec. 17, 1995 at Det.).....	21
Bryan Schwartz (Dec. 24, 1995 vs. Cle.).....	19
Bryan Schwartz (Dec. 10, 1995 vs. Ind.).....	17

### INTERCEPTIONS (SEASON)

Reggie Nelson (2007).....	5
Derek Cox (2009).....	4
<i>Several players tied</i> .....	2

### TAKEAWAYS (SEASON)

Derek Cox (2009).....	5
Reggie Nelson (2007).....	5
Fernando Bryant (1999).....	5





# OPPONENT RECORDS

## SCORING

### POINTS

Jeff Reed, Pittsburgh (12/1/02).....	19
Several players tied (K. Moreno, Den., 2013).....	18

### TOUCHDOWNS

Several players tied (D. Martin, T.B., 2013).....	3
---------------------------------------------------	---

## PASSING

### PASSING YARDS

Matt Schaub, Hou. (11/18/12).....	527
Drew Brees, N.O. (11/4/07).....	445
Peyton Manning, Ind. (9/25/00).....	440
Carson Palmer, Ari. (11/17/13).....	419
Drew Brees, N.O. (12/27/15).....	412

### PASS ATTEMPTS

Matt Schaub, Hou. (11/16/12).....	55
Vinny Testaverde, Bal. (11/24/96).....	50
Rich Gannon, K.C. (11/9/97).....	50
Shane Matthews, Was. (11/10/02).....	50
Peyton Manning, Ind. (12/10/06).....	50

### INTERCEPTIONS THROWN

Jon Kitna, Dal. (10/31/10).....	4
Several players tied (J. Russell, Oak. 2007).....	3

### TOUCHDOWN PASSES

Steve McNair, Ten. (12/26/99).....	5
Tony Banks, Bal. (9/10/00).....	5
Matt Schaub, Hou. (11/18/12).....	5
Several players tied (P. Rivers, S.D., 2015).....	4

### PASS COMPLETIONS

Matt Schaub, Hou. (11/18/12).....	43
Drew Brees, N.O. (11/4/07).....	35
Jon Kitna, Dal. (10/31/10).....	34
Joe Flacco, Bal. (11/15/15).....	34
Two players tied.....	33

## RUSHING

### RUSHING YARDS

Chris Johnson, Ten. (11/1/09).....	228
Arian Foster, Hou. (1/2/10).....	180
Steven Jackson, Stl. (10/30/05).....	179
Shawn Alexander, Sea. (10/7/01).....	176
Chris Brown, Ten. (9/9/07).....	175

### RUSHING ATTEMPTS

Terry Allen, Was. (9/28/97).....	36
Several players tied (A. Foster, Hou., 2011).....	33

### LONGEST RUSHING TDs

Chris Johnson, Ten. (11/1/09).....	89
Marcus Mariota, Ten. (12/6/15).....	87
Joey Galloway, Sea. (11/12/95).....	86
LeSean McCoy, Buf. (11/27/16).....	75

### RUSHING TOUCHDOWNS

Several players tied (K. Moreno, Den., 2013).....	3
---------------------------------------------------	---

## YARDAGE

### SCRIMMAGE YARDS

Andre Johnson, Hou. (11/18/12).....	273
Josh Gordon, Cle. (12/1/13).....	261
Chris Johnson, Ten. (11/1/09).....	239
Terrell Davis, Den. (10/25/98).....	212
Albert Connell, Was. (10/22/00).....	211

### ALL-PURPOSE YARDS

Andre Johnson, Hou. (11/18/12).....	273
Ridel Anthony, T.B. (11/15/98).....	269
Josh Gordon, Cle. (12/1/13).....	261
Eddy Drummond, Det. (11/14/04).....	257
Andre Davis, Hou. (12/30/07).....	254

## RECEIVING

### RECEPTIONS

Reggie Wayne, Ind. (10/3/10).....	15
Tim Brown, Oak. (12/21/97).....	14
David Boston, S.D. (10/5/03).....	14
Andre Johnson, Hou. (11/18/12).....	14
Several players tied (A. Johnson, Hou. 2013).....	13

### RECEIVING YARDS

Andre Johnson, Hou. (11/18/12).....	273
Josh Gordon, Cle. (12/1/13).....	261
Albert Connell, Was. (10/22/00).....	211
Terrell Owens, Buf. (11/22/09).....	197
Several players tied (R. Wayne, Ind., 2010).....	196

### LONGEST RECEPTIONS

Terrell Owens, Buf. (11/22/09).....	98
Josh Gordon, Cle. (12/1/13).....	95
Michael Floyd, Ari. (11/17/13).....	91
Kevin Curtis, Stl. (10/30/05).....	83
Kenny Britt, Ten. (9/11/11).....	80

### RECEIVING TOUCHDOWNS

Several players tied (R. Moss, N.E., 2009).....	3
-------------------------------------------------	---

## KICKING

### FIELD GOALS

Jeff Reed, Pit. (12/1/02).....	6
Adam Vinatieri, N.E. (9/22/96).....	5
Matt Stover, Bal. (10/8/00).....	5

### LONGEST FIELD GOALS

Jason Elam, Den. (10/25/98).....	63
Blair Walsh, Min. (9/9/12).....	55
Ryan Longwell, Min. (11/23/08).....	54
Several players tied (N. Rackers, Hou., 2011).....	53

### EXTRA POINTS

Several players tied (P. Dawson, S.F., 2013).....	6
---------------------------------------------------	---

### MOST BLOCKED KICKS (FGs, PATs)

Several players tied (Z. Smith, Bal., 2015).....	1
--------------------------------------------------	---

## PUNTING

### PUNTS

Chris Gardocki, Cle. (12/3/00).....	12
Several players tied (B. Hartmann, Hou., 2011).....	10

### LONGEST PUNTS

Brian Moorman, Buf. (9/12/04).....	80
Josh Miller, Pit. (12/2/99).....	75
Kyle Larson, Cin. (10/9/05).....	75
Craig Hentrich, Ten. (11/5/06).....	73

### INSIDE THE 20 (MIN. 5 PUNTS)

Several players tied (D. Colquitt, K.C., 2013).....	5
-----------------------------------------------------	---

### GROSS AVERAGE (MIN. 4 PUNTS)

Craig Hentrich, Ten. (11/4/01).....	57.5
Mat McBriar, Dal. (9/10/06).....	53.2
Josh Miller, Pit. (12/2/99).....	52.7



# OPPONENT RECORDS

## DEFENSE

### SACKS

Ryan Kerrigan, Was. (9/14/14).....	4.0
Connor Barwin, Hou. (11/27/11).....	4.0
John Abraham, Atl. (12/15/11).....	3.5
Whitney Mercilus, Hou. (1/3/16).....	3.5

### TACKLES

Steven Tulloch, Ten. (12/5/10).....	17
Keith Brooking, Atl. (12/28/03).....	15
Jonathan Joseph, Cin. (11/2/08).....	15
Jerod Mayo, N.E. (12/27/09).....	15

### INTERCEPTIONS

Samari Rolle, Ten. (12/26/99).....	3
<i>Several players tied (M. Williams, NYJ, 2015).....</i>	2

### LONGEST INTERCEPTION RETURN TDs

Anthony Henry, Cle. (12/16/01).....	97t
Anthony Parker, Stl. (10/20/96).....	92t
Adam Jones, Ten. (12/17/06).....	83t
Matt Giordano, Stl. (10/6/12).....	82t

## RETURNS

### PUNT RETURNS

Jacoby Jones, Hou. (11/27/11).....	7
Dexter McCluster, K.C. (9/8/13).....	7
<i>Several players tied (T. Holliday, Hou., 2012).....</i>	6

### PUNT RETURN YARDS

Eddie Drummond, Det. (11/14/04).....	199
Darius Reynaud, Ten. (12/30/12).....	160
Jacoby Jones, Hou. (11/27/11).....	116
Roscoe Parrish, Buf. (11/26/06).....	104

### LONGEST PUNT RETURNS

Eddie Drummond, Det. (11/14/04).....	83t
Peter Warrick, Cin. (12/17/00).....	82t
Terrence Wilkins, Ind. (9/24/06).....	82t
Roscoe Parrish, Buf. (11/26/06).....	82t

### KICKOFF RETURNS

MarTey Jenkins, Ari. (12/10/00).....	8
Nate Jacquet, Min. (12/23/01).....	8
Justin Miller, NYJ (10/8/06).....	8

### KICKOFF RETURN YARDS

Andre Davis, Hou. (12/30/07).....	234
Glyn Milburn, Chi. (9/6/98).....	197
Adam Jones, Ten. (11/20/05).....	196

### LONGEST KICKOFF RETURNS

Andre Davis, Hou. (12/30/07).....	104t
Andre Davis, Hou. (12/30/07).....	97t
Aaron Bailey, Ind. (12/10/95).....	95t
Chad Simpson, Ind. (12/17/09).....	93t
Glyn Milburn, Chi. (9/6/98).....	88t



**LEAGUE STATISTICS**  
**REGULAR SEASON WEEK 2 VS. TENNESSEE**





**WEEK 1 / THROUGH MONDAY, SEPTEMBER 11, 2017**

<b>OFFENSE</b>	<b>Pitt.</b>	<b>Clev.</b>	<b>Ariz.</b>	<b>Det.</b>	<b>Jax</b>	<b>Hou.</b>	<b>Oak.</b>	<b>Tenn.</b>
GAMES (Won-Lost)	1-0	0-1	0-1	1-0	1-0	0-1	1-0	0-1
FIRST DOWNS	16	20	24	19	19	23	22	21
Rushing	1	3	4	3	7	4	5	5
Passing	13	12	15	15	8	11	16	15
Penalty	2	5	5	1	4	8	1	1
YDS GAINED (tot)	290	237	309	367	280	203	359	350
Avg per Game	290.0	237.0	309.0	367.0	280.0	203.0	359.0	350.0
RUSHING (net)	35	57	45	82	155	93	109	95
Avg per Game	35.0	57.0	45.0	82.0	155.0	93.0	109.0	95.0
Rushes	17	25	18	27	39	23	29	21
Yards per Rush	2.1	2.3	2.5	3.0	4.0	4.0	3.8	4.5
PASSING (net)	255	180	264	285	125	110	250	255
Avg per Game	255.0	180.0	264.0	285.0	125.0	110.0	250.0	255.0
Passes Att.	36	30	48	41	21	36	32	41
Completed	24	20	27	29	11	19	22	25
Pct Completed	66.7	66.7	56.3	70.7	52.4	52.8	68.8	61.0
Yards Gained	263	222	269	292	125	164	262	256
Sacked	1	7	1	1	0	10	2	1
Yards Lost	8	42	5	7	0	54	12	1
Had intercepted	1	1	3	1	0	1	0	0
Yards Opp Ret	30	17	83	82	0	67	0	0
Opp TDs on Int	0	0	1	1	0	0	0	0
PUNTS	6	6	4	5	4	5	3	4
Avg Yards	45.8	40.3	46.0	37.8	46.8	43.2	52.7	47.0
PUNT RETURNS	3	3	1	3	1	1	2	1
Avg Return	10.7	11.3	0.0	16.0	7.0	21.0	2.5	5.0
Returned for TD	0	0	0	0	0	0	0	0
KICKOFF RETURNS	1	1	2	3	0	1	1	1
Avg Return	4.0	14.0	23.0	16.3	0.0	24.0	41.0	35.0
Returned for TD	0	0	0	0	0	0	0	0
PENALTIES	13	4	6	10	10	9	5	5
Yards Penalized	144	61	55	100	89	94	49	49
FUMBLES BY	1	1	2	1	0	3	1	0
Fumbles Lost	0	0	1	0	0	3	0	0
Opp Fumbles	1	1	1	2	3	0	0	1
Opp Fum Lost	0	0	0	1	3	0	0	0
POSS. TIME (avg)	28:50	31:10	26:40	33:20	30:05	29:55	31:39	28:21
TOUCHDOWNS	3	2	3	5	3	1	2	1
Rushing	0	1	1	0	1	0	0	1
Passing	2	1	1	4	1	1	2	0
Returns	1	0	1	1	1	0	0	0
EXTRA-PT KICKS	3/3	1/1	2/2	2/2	2/3	1/1	2/2	1/1
2-PT CONVERSIONS	0/0	1/1	0/1	0/3	0/0	0/0	0/0	0/0
FIELD GOALS/FGA	0/0	1/1	1/2	1/1	3/4	0/0	4/4	3/4
POINTS SCORED	21	18	23	35	29	7	26	16
<b>DEFENSE</b>	<b>Pitt.</b>	<b>Clev.</b>	<b>Ariz.</b>	<b>Det.</b>	<b>Jax</b>	<b>Hou.</b>	<b>Oak.</b>	<b>Tenn.</b>
POINTS ALLOWED	18	21	35	23	7	29	16	26
OPP FIRST DOWNS	20	16	19	24	23	19	21	22
Rushing	3	1	3	4	4	7	5	5
Passing	12	13	15	15	11	8	15	16
Penalty	5	2	1	5	8	4	1	1
OPP YARDS GAINED	237	290	367	309	203	280	350	359
Avg per Game	237.0	290.0	367.0	309.0	203.0	280.0	350.0	359.0
OPP RUSHING(net)	57	35	82	45	93	155	95	109
Avg per Game	57.0	35.0	82.0	45.0	93.0	155.0	95.0	109.0
Rushes	25	17	27	18	23	39	21	29
Yards per Rush	2.3	2.1	3.0	2.5	4.0	4.0	4.5	3.8
OPP PASSING(net)	180	255	285	264	110	125	255	250
Avg per Game	180.0	255.0	285.0	264.0	110.0	125.0	255.0	250.0
Passes Att.	30	36	41	48	36	21	41	32
Completed	20	24	29	27	19	11	25	22
Pct Completed	66.7	66.7	70.7	56.3	52.8	52.4	61.0	68.8
Sacked	7	1	1	1	10	0	1	2
Yards Lost	42	8	7	5	54	0	1	12
INTERCEPTED BY	1	1	1	3	1	0	0	0
Yards Returned	17	30	82	83	67	0	0	0
Returned for TD	0	0	1	1	0	0	0	0
OPP PUNT RETURNS	3	3	3	1	1	1	1	2
Avg return	11.3	10.7	16.0	0.0	21.0	7.0	5.0	2.5
OPP KICKOFF RET	1	1	3	2	1	0	1	1
Avg return	14.0	4.0	16.3	23.0	24.0	0.0	35.0	41.0
OPP TOUCHDOWNS	2	3	5	3	1	3	1	2
Rushing	1	0	0	1	0	1	1	0
Passing	1	2	4	1	1	1	0	2
Returns	0	1	1	1	0	1	0	0



**WEEK 1 / THROUGH MONDAY, SEPTEMBER 11, 2017**

<b>OFFENSE</b>	<b>Phil.</b>	<b>Wash.</b>	<b>Ind.</b>	<b>LA-R</b>	<b>Sea.</b>	<b>G.B.</b>	<b>Car.</b>	<b>S.F.</b>
GAMES (Won-Lost)	1-0	0-1	0-1	1-0	0-1	1-0	1-0	0-1
FIRST DOWNS	19	16	10	19	12	26	20	13
Rushing	1	3	3	5	3	8	9	2
Passing	17	12	6	13	8	16	8	10
Penalty	1	1	1	1	1	2	3	1
YDS GAINED (tot)	356	264	225	373	225	370	287	217
Avg per Game	356.0	264.0	225.0	373.0	225.0	370.0	287.0	217.0
RUSHING (net)	58	64	75	63	90	84	116	51
Avg per Game	58.0	64.0	75.0	63.0	90.0	84.0	116.0	51.0
Rushes	24	17	24	33	18	28	38	15
Yards per Rush	2.4	3.8	3.1	1.9	5.0	3.0	3.1	3.4
PASSING (net)	298	200	150	310	135	286	171	166
Avg per Game	298.0	200.0	150.0	310.0	135.0	286.0	171.0	166.0
Passes Att.	39	40	21	30	27	42	25	35
Completed	26	23	11	22	14	28	14	24
Pct Completed	66.7	57.5	52.4	73.3	51.9	66.7	56.0	68.6
Yards Gained	307	240	179	318	158	311	171	193
Sacked	2	4	4	1	3	4	0	4
Yards Lost	9	40	29	8	23	25	0	27
Had intercepted	1	1	2	0	0	1	1	1
Yards Opp Ret	24	15	68	0	0	24	37	23
Opp TDs on Int	1	0	2	0	0	0	0	0
PUNTS	4	4	6	5	6	5	3	4
Avg Yards	42.5	40.5	50.3	43.6	45.8	43.8	51.7	40.8
PUNT RETURNS	0	2	3	3	1	2	3	1
Avg Return	0.0	1.5	0.0	5.0	7.0	0.0	2.3	9.0
Returned for TD	0	0	0	0	0	0	0	0
KICKOFF RETURNS	1	4	0	2	3	0	0	0
Avg Return	8.0	19.3	0.0	24.0	30.3	0.0	0.0	0.0
Returned for TD	0	0	0	0	0	0	0	0
PENALTIES	8	2	4	7	8	8	5	10
Yards Penalized	76	15	20	50	50	70	40	74
FUMBLES BY	1	3	3	2	1	1	2	1
Fumbles Lost	1	3	1	1	1	0	1	1
Opp Fumbles	3	1	2	3	1	1	1	2
Opp Fum Lost	3	1	1	1	0	1	1	1
POSS. TIME (avg)	34:16	25:44	25:35	34:25	20:47	39:13	34:21	25:39
TOUCHDOWNS	3	2	1	5	0	2	2	0
Rushing	0	0	1	2	0	1	0	0
Passing	2	1	0	1	0	1	2	0
Returns	1	1	0	2	0	0	0	0
EXTRA-PT KICKS	1/2	2/2	0/1	5/5	0/0	2/2	2/2	0/0
2-PT CONVERSIONS	1/1	0/0	0/0	0/0	0/0	0/0	0/0	0/0
FIELD GOALS/FGA	3/3	1/1	1/2	3/3	3/3	1/1	3/3	1/1
POINTS SCORED	30	17	9	46	9	17	23	3

<b>DEFENSE</b>	<b>Phil.</b>	<b>Wash.</b>	<b>Ind.</b>	<b>LA-R</b>	<b>Sea.</b>	<b>G.B.</b>	<b>Car.</b>	<b>S.F.</b>
POINTS ALLOWED	17	30	46	9	17	9	3	23
OPP FIRST DOWNS	16	19	19	10	26	12	13	20
Rushing	3	1	5	3	8	3	2	9
Passing	12	17	13	6	16	8	10	8
Penalty	1	1	1	1	2	1	1	3
OPP YARDS GAINED	264	356	373	225	370	225	217	287
Avg per Game	264.0	356.0	373.0	225.0	370.0	225.0	217.0	287.0
OPP RUSHING(net)	64	58	63	75	84	90	51	116
Avg per Game	64.0	58.0	63.0	75.0	84.0	90.0	51.0	116.0
Rushes	17	24	33	24	28	18	15	38
Yards per Rush	3.8	2.4	1.9	3.1	3.0	5.0	3.4	3.1
OPP PASSING(net)	200	298	310	150	286	135	166	171
Avg per Game	200.0	298.0	310.0	150.0	286.0	135.0	166.0	171.0
Passes Att.	40	39	30	21	42	27	35	25
Completed	23	26	22	11	28	14	24	14
Pct Completed	57.5	66.7	73.3	52.4	66.7	51.9	68.6	56.0
Sacked	4	2	1	4	4	3	4	0
Yards Lost	40	9	8	29	25	23	27	0
INTERCEPTED BY	1	1	0	2	1	0	1	1
Yards Returned	15	24	0	68	24	0	23	37
Returned for TD	0	1	0	2	0	0	0	0
OPP PUNT RETURNS	2	0	3	3	2	1	1	3
Avg return	1.5	0.0	5.0	0.0	0.0	7.0	9.0	2.3
OPP KICKOFF RET	4	1	2	0	0	3	0	0
Avg return	19.3	8.0	24.0	0.0	0.0	30.3	0.0	0.0
OPP TOUCHDOWNS	2	3	5	1	2	0	0	2
Rushing	0	0	2	1	1	0	0	0
Passing	1	2	1	0	1	0	0	2
Returns	1	1	2	0	0	0	0	0

**WEEK 1 / THROUGH MONDAY, SEPTEMBER 11, 2017**

<b>OFFENSE</b>	<b>NY-G</b>	<b>Dal.</b>	<b>N.O.</b>	<b>Minn.</b>	<b>LA-C</b>	<b>Denv.</b>	<b>NFL/Avg</b>
GAMES (Won-Lost)	0-1	1-0	0-1	1-0	0-1	1-0	---
FIRST DOWNS	13	22	19	23	17	22	17.8
Rushing	2	9	3	5	3	7	4.6
Passing	10	12	14	14	12	14	11.1
Penalty	1	1	2	4	2	1	2.2
YDS GAINED (tot)	233	392	344	470	249	321	294.2
Avg per Game	233.0	392.0	344.0	470.0	249.0	321.0	313.8
RUSHING (net)	35	129	60	129	64	140	87.2
Avg per Game	35.0	129.0	60.0	129.0	64.0	140.0	93.0
Rushes	12	31	21	30	22	36	24.2
Yards per Rush	2.9	4.2	2.9	4.3	2.9	3.9	3.6
PASSING (net)	198	263	284	341	185	181	207.0
Avg per Game	198.0	263.0	284.0	341.0	185.0	181.0	220.8
Passes Att.	38	39	37	32	33	28	31.5
Completed	29	24	27	27	22	17	20.1
Pct Completed	76.3	61.5	73.0	84.4	66.7	60.7	63.9
Yards Gained	220	268	291	346	192	219	223.0
Sacked	3	1	1	1	1	4	2.4
Yards Lost	22	5	7	5	7	38	16.0
Had intercepted	1	0	0	0	1	1	0.8
Yards Opp Ret	0	0	0	0	0	4	18.8
Opp TDs on Int	0	0	0	0	0	0	0.2
PUNTS	6	4	3	2	5	3	4.4
Avg Yards	44.8	34.8	57.0	43.5	46.0	48.0	44.9
PUNT RETURNS	1	1	1	2	1	3	1.9
Avg Return	1.0	0.0	0.0	5.5	-3.0	16.0	7.0
Returned for TD	0	0	0	0	0	0	0.0
KICKOFF RETURNS	2	2	3	4	0	1	1.5
Avg Return	21.0	21.0	19.0	27.0	0.0	36.0	21.6
Returned for TD	0	0	0	0	0	0	0.0
PENALTIES	6	5	6	5	4	3	6.5
Yards Penalized	55	50	52	50	40	62	59.8
FUMBLES BY	1	0	0	1	0	1	1.1
Fumbles Lost	0	0	0	0	0	1	0.5
Opp Fumbles	0	1	1	0	1	0	1.1
Opp Fum Lost	0	0	0	0	1	0	0.5
POSS. TIME (avg)	25:46	34:14	28:44	31:16	25:47	34:13	30:00
TOUCHDOWNS	0	1	1	3	3	3	2.0
Rushing	0	0	0	0	0	1	0.6
Passing	0	1	1	3	3	2	1.2
Returns	0	0	0	0	0	0	0.3
EXTRA-PT KICKS	0/0	1/1	1/1	2/3	3/3	3/3	93%
2-PT CONVERSIONS	0/0	0/0	0/0	0/0	0/0	0/0	29%
FIELD GOALS/FGA	1/1	4/4	4/4	3/3	0/1	1/2	2/2
POINTS SCORED	3	19	19	29	21	24	18.9

<b>DEFENSE</b>	<b>NY-G</b>	<b>Dal.</b>	<b>N.O.</b>	<b>Minn.</b>	<b>LA-C</b>	<b>Denv.</b>	<b>NFL/Avg</b>
POINTS ALLOWED	19	3	29	19	24	21	18.9
OPP FIRST DOWNS	22	13	23	19	22	17	17.8
Rushing	9	2	5	3	7	3	4.6
Passing	12	10	14	14	14	12	11.1
Penalty	1	1	4	2	1	2	2.2
OPP YARDS GAINED	392	233	470	344	321	249	294.2
Avg per Game	392.0	233.0	470.0	344.0	321.0	249.0	313.8
OPP RUSHING(net)	129	35	129	60	140	64	87.2
Avg per Game	129.0	35.0	129.0	60.0	140.0	64.0	93.0
Rushes	31	12	30	21	36	22	24.2
Yards per Rush	4.2	2.9	4.3	2.9	3.9	2.9	3.6
OPP PASSING(net)	263	198	341	284	181	185	207.0
Avg per Game	263.0	198.0	341.0	284.0	181.0	185.0	220.8
Passes Att.	39	38	32	37	28	33	31.5
Completed	24	29	27	27	17	22	20.1
Pct Completed	61.5	76.3	84.4	73.0	60.7	66.7	63.9
Sacked	1	3	1	1	4	1	2.4
Yards Lost	5	22	5	7	38	7	16.0
INTERCEPTED BY	0	1	0	0	1	1	0.8
Yards Returned	0	0	0	0	4	0	18.8
Returned for TD	0	0	0	0	0	0	0.2
OPP PUNT RETURNS	1	1	2	1	3	1	1.9
Avg return	0.0	1.0	5.5	0.0	16.0	-3.0	7.0
OPP KICKOFF RET	2	2	4	3	1	0	1.5
Avg return	21.0	21.0	27.0	19.0	36.0	0.0	21.6
OPP TOUCHDOWNS	1	0	3	1	3	3	2.0
Rushing	0	0	0	0	1	0	0.6
Passing	1	0	3	1	2	3	1.2
Returns	0	0	0	0	0	0	0.3

**WEEK 1 / THROUGH MONDAY, SEPTEMBER 11, 2017**

## TEAM RANKINGS

**American Football Conference****Offense****Defense**

	Total	Rush	Pass	Total	Rush	Pass
Balt.	9	3	14	3	6	4
Buff.	2	*1	6	2	2	5
Cin.	13	10	12	6	13	2
Cleve.	11	13	9	8	*1	12T
Denver	6	5	8	5	5	8
Hou.	15	9	15	7	12	3
Ind.	12	11	11	13	4	14
Jax	8	4	13	*1	7	*1
K.C.	*1	2	*1	12	10	10
L.A.-C	10	12	7	9	11	7
Miami	16	16	16	16	16	16
N.E.	3	6	5	15	14	15
Jets	14	14	10	14	15	9
Oak.	4	7	4	10	8	12T
Pitt.	7	15	2T	4	3	6
Tenn.	5	8	2T	11	9	11

**National Football Conference****Offense****Defense**

	Total	Rush	Pass	Total	Rush	Pass
Ariz.	9	14	8	11	9	11
Atl.	4	8T	3	7	13	5
Car.	11	4	13	1	3	3
Chi.	10	3	12	13	6T	14
Dallas	2	1T	9	4	*1	6
Det.	6	7	6	8	2	9
G.B.	5	6	5	2T	11	1
Rams	3	10	2	2T	8	2
Minn.	1	1T	1	9	5	10
N.O.	8	11	7	15	14T	15
Giants	13	15	11	14	14T	8
Phil.	7	12	4	5	6T	7
S.F.	15	13	14	6	12	4
Sea.	14	5	15	12	10	12
T.B.	16	16	16	16	16	16
Wash.	12	8T	10	10	4	13

**National Football League****Offense****Defense**

	Total	Rush	Pass	Total	Rush	Pass
Ariz.	15	27	9	22	15	24
Atl.	6	19T	4	15	23	9T
Balt.	20	3	29	4	14	5
Buff.	3	*1	15	2	3	9T
Car.	18	10	23	3	5	7
Chi.	16	8	21T	25	10T	27
Cin.	27	17	26	11	28	2
Cleve.	23	25	20	14	*1	19T
Dallas	4	6T	10	7	*1	14
Denver	14	5	19	9	10T	13
Det.	9	16	7	16	4	22
G.B.	8	15	6	5T	17	4
Hou.	30	13	30	12	27	3
Ind.	25T	18	25	26	9	28
Jax	19	4	28	*1	18	*1
K.C.	*1	2	*1	24	22	17
L.A.-C	22	19T	18	17	26	12
Rams	5	22	3	5T	13	6
Miami	31T	31T	31T	31T	31T	31T
Minn.	2	6T	2	18	8	23
N.E.	7	9	14	30	29	30
N.O.	13	23	8	29	24T	29
Giants	24	29T	17	27	24T	21
Jets	29	28	21T	28	30	16
Oak.	10	11	13	19	19	19T
Phil.	11	24	5	10	10T	15
Pitt.	17	29T	11T	8	6	11
S.F.	28	26	24	13	21	8
Sea.	25T	14	27	23	16	25
T.B.	31T	31T	31T	31T	31T	31T
Tenn.	12	12	11T	21	20	18
Wash.	21	19T	16	20	7	26

**T = Tied for position****\* = League Leader**

**WEEK 1 / THROUGH MONDAY, SEPTEMBER 11, 2017**

**AFC / TEAM/OFFENSE RANK**

Tm	(A)	(B)	(C)	(D)	(E)	(F)	(G)	(H)	(I)	(J)	(K)	(L)	(M)	(N)	(O)	(P)	(Q)
BAL	9	10	3	8	14	6	13	6	10t	4	10t	8	12t	13	9	9	1t
BUF	2	3	1	2t	6	3	10t	8	3t	3	10t	6	5	11	14t	6t	10t
CIN	13	14	10	10	12	14	15	12	13	10	6t	11	10	12	11	15	12t
CLE	11	13	13	14	9	12	9	14	8	12t	1t	3	9	14t	14t	10	1t
DEN	6	7	5	6	8	10	10t	11	5t	1	10t	2	2	4	1	5	8t
HOU	15	15	9	4	15	15	6t	15	3t	5t	6t	1	4	10	6	14	12t
IND	12	9	11	11	11	8	14	13	15	15	6t	14	12t	2	2	13	8t
JAC	8	8	4	5	13	9	1t	1	9	12t	1t	9	12t	6	12	2	6t
KC	1	1	2	1	1	1	1t	10	1	8	10t	12t	7	9	5	1	12t
LAC	10	11	12	12	7	11	8	5	10t	12t	5	15	12t	7	13	6t	10t
NE	3	6	6	9	5	5	1t	9	2	9	6t	7	8	14t	10	3	1t
NYJ	14	12	14	13	10	13	12	3	14	11	1t	5	6	3	4	12	1t
OAK	4	2	7	7	4	2	1t	7	5t	5t	1t	12t	1	1	3	4	1t
PIT	7	5	15	15	2t	4	6t	4	12	7	10t	4	11	8	8	6t	12t
TEN	5	4	8	2t	2t	7	1t	2	7	2	10t	10	3	5	7	11	6t

**AFC / OPPONENT/DEFENSE RANK**

Tm	(A)	(B)	(C)	(D)	(E)	(F)	(G)	(H)	(I)	(J)	(K)	(L)	(M)	(N)	(O)	(P)	(Q)	(R)	(S)
BAL	3	2	6	6	4	2	1	3	2	5	8t	4	5	4	5	1	1t	2	6
BUF	2	4	2	4	5	3	3	13	1	4	12t	11	9	14	13	3	10t	5	1
CIN	6	6	13	8	2	9	2	9	4t	12	1t	8	1t	3	7	6	10t	13	9
CLE	8	10	1	2	12t	11	8t	12	3	9	1t	12	4	9	8	7t	1t	8t	10
DEN	5	5	5	5	8	5	7	11	4t	1t	11	1	1t	10	3	7t	5t	6t	4
HOU	7	7	12	11	3	7	10t	15	6t	1t	12t	7	1t	11	4	13	8t	14	12
IND	13	14	4	1	14	15	10t	10	6t	7	1t	5t	11t	7	12	15	10t	15	13
JAC	1	1	7	12	1	1	8t	1	12t	10t	8t	15	11t	6	10	2	1t	1	3
KC	12	9	10	7	10	10	10t	6	14	6	8t	9	7	1t	6	12	10t	3	2
LAC	9	8	11	10	7	6	4t	4	10t	15	1t	14	14	13	15	10	7	8t	11
NE	15	15	14	15	15	14	10t	5	15	8	1t	2t	8	8	11	14	1t	12	14
NYJ	14	12	15	13t	9	12	4t	7	12t	13	1t	10	10	5	1t	7t	5t	10	15
OAK	10	11	8	13t	12t	8	10t	14	9	14	1t	5t	13	12	9	4	8t	4	7
PIT	4	3	3	3	6	4	6	2	8	1t	12t	13	6	1t	1t	5	10t	6t	5
TEN	11	13	9	9	11	13	10t	8	10t	10t	12t	2t	15	15	14	11	10t	11	8

- (A) Total Yards per Game
- (B) Yards per Play
- (C) Rushing Yards per Game
- (D) Rushing Yards per Attempt
- (E) Passing Net Yards per Game
- (F) Passing Net Yards per Play
- (G) Passing, Percent Had Intercepted
- (H) Sacks per Pass Play
- (I) First Downs per Game
- (J) Third Down Efficiency
- (K) Fourth Down Efficiency
- (L) Punt Return Average
- (M) Kickoff Return Average
- (N) Gross Punting Average
- (O) Net Punting Average
- (P) Points per Game
- (Q) Field Goal Percentage
- Combined Offense/Defense Rank
- (R) Points per Game Differential
- (S) Net Yards per Game Differential

**WEEK 1 / THROUGH MONDAY, SEPTEMBER 11, 2017**

**NFC / TEAM/OFFENSE RANK**

Tm	(A)	(B)	(C)	(D)	(E)	(F)	(G)	(H)	(I)	(J)	(K)	(L)	(M)	(N)	(O)	(P)	(Q)
ARI	9	11	14	13	8	10	15	2	2	8	1t	11t	5	5	15	5t	15
ATL	4	2	8t	12	3	3	1t	9	11	7	7t	3	11	1	4	5t	1t
CAR	11	12	4	7	13	6	14	1	5t	4	7t	8	13t	3	2	5t	1t
CHI	10	9	3	1	12	15	1t	12t	5t	9	3	2	4	4	11	10t	1t
DAL	2	5	1t	4	9	8	1t	4	4	5	7t	11t	6t	15	14	8t	1t
DET	6	7	7	8	6	7	9	3	7t	6	5t	1	10	14	13	2	1t
GB	5	8	6	9	5	9	8	11	1	3	7t	11t	13t	8	7	10t	1t
LAR	3	4	10	15	2	2	1t	7	7t	11	7t	7	3	9	5	1	1t
MIN	1	1	1t	3	1	1	1t	6	3	1	7t	6	2	10	6	4	1t
NO	8	3	11	11	7	4	1t	5	7t	10	7t	11t	9	2	1	8t	1t
NYG	13	13	15	10	11	11	12	10	13t	12	1t	10	6t	7	9	14t	1t
PHI	7	6	12	14	4	5	11	8	7t	2	7t	15	12	11	8	3	1t
SF	15	15	13	6	14	14	13	15	13t	15	4	4	13t	12	12	14t	1t
SEA	14	10	5	2	15	13	1t	14	15	14	7t	5	1	6	3	13	1t
WAS	12	14	8t	5	10	12	10	12t	12	13	5t	9	8	13	10	10t	1t

**NFC / OPPONENT/DEFENSE RANK**

Tm	(A)	(B)	(C)	(D)	(E)	(F)	(G)	(H)	(I)	(J)	(K)	(L)	(M)	(N)	(O)	(P)	(Q)	(R)	(S)
ARI	11	10	9	7	11	10	8	13	7t	10	9t	15	7	2	3	15	3t	12	9
ATL	7	8	13	15	5	1	10t	4t	10t	7	13	14	13	11	5	5t	3t	8	6
CAR	1	1	3	10	3	2	4	2	3t	2	12	12	1t	4	4	1t	3t	2	7
CHI	13	14	6t	3	14	14	10t	8	6	9	1t	13	6	15	11	10t	3t	9	11
DAL	4	3	1	5	6	5	5	7	3t	5	14t	7	10t	8	7	1t	3t	3	1
DET	8	6	2	2	9	6	2	14	14	8	14t	2t	12	10	1	10t	1t	5	8
GB	2t	7	11	14	1	3	10t	3	2	3	1t	11	15	9	12	3t	3t	7	3
LAR	2t	5	8	9	2	7	1	1	1	1	9t	2t	1t	12	13	3t	1t	1	2
MIN	9	13	5	4	10	13	10t	11	7t	6	1t	2t	8	14	15	8t	3t	6	4
NO	15	15	14t	13	15	15	10t	10	13	15	1t	10	14	6	10	13	3t	11	13
NYG	14	12	14t	12	8	9	10t	12	12	11	1t	2t	10t	1	2	8t	3t	14	15
PHI	5	2	6t	11	7	4	7	4t	5	4	9t	8	9	3	6	5t	3t	4	5
SF	6	4	12	8	4	11	3	15	10t	12	1t	9	1t	13	14	10t	3t	15	10
SEA	12	9	10	6	12	8	9	6	15	13	1t	2t	1t	7	9	5t	3t	10	14
WAS	10	11	4	1	13	12	6	9	7t	14	1t	1	5	5	8	14	3t	13	12

- (A) Total Yards per Game
- (B) Yards per Play
- (C) Rushing Yards per Game
- (D) Rushing Yards per Attempt
- (E) Passing Net Yards per Game
- (F) Passing Net Yards per Play
- (G) Passing, Percent Had Intercepted
- (H) Sacks per Pass Play
- (I) First Downs per Game
- (J) Third Down Efficiency
- (K) Fourth Down Efficiency
- (L) Punt Return Average
- (M) Kickoff Return Average
- (N) Gross Punting Average
- (O) Net Punting Average
- (P) Points per Game
- (Q) Field Goal Percentage
- Combined Offense/Defense Rank
- (R) Points per Game Differential
- (S) Net Yards per Game Differential



**WEEK 1 / THROUGH MONDAY, SEPTEMBER 11, 2017**

**NFL / TEAM/OFFENSE RANK**

Tm	(A)	(B)	(C)	(D)	(E)	(F)	(G)	(H)	(I)	(J)	(K)	(L)	(M)	(N)	(O)	(P)	(Q)
BAL	20	22	3	13	29	15	27	14	21t	11	16t	12	24t	24	20	16	1t
BUF	3	7	1	4t	15	8	23t	17	5t	9	16t	10	9t	21	27t	13t	25t
CIN	27	29	17	15	26	28t	30	27	25	22	10t	18	20t	23	23t	30	27t
CLE	23	28	25	28	20	22	22	29	12t	25t	1t	6	19	27t	27t	19	1t
DEN	14	16	5	10	19	19	23t	26	8t	5t	16t	2t	2	8	2	9	22t
HOU	30	30	13	8	30	30	18t	30	5t	12t	10t	1	6t	20	13	27	27t
IND	25t	20	18	17	25	17	29	28	30	30	10t	24t	24t	5	4	25t	22t
JAC	19	18	4	9	28	18	1t	1t	15t	25t	1t	13t	24t	10	25	5t	20t
KC	1	1	2	1	1	4	1t	20	1t	17t	16t	19t	12	17	12	2	27t
LAC	22	23	19t	22	18	20	21	10	21t	25t	7t	29	24t	11t	26	13t	25t
NE	7	13	9	14	14	13	1t	19	3	20t	10t	11	17t	27t	22	7	1t
NYJ	29	27	28	25	21t	26	26	6t	29	23	1t	8t	11	6	8	24	1t
OAK	10	6	11	12	13	6	1t	15	8t	12t	1t	19t	1	3	6t	8	1t
PIT	17	11	29t	29	11t	9	18t	9	23t	15t	16t	7	23	13t	18	13t	27t
TEN	12	8	12	4t	11t	16	1t	4t	11	7t	16t	16t	3	9	16	23	20t
ARI	15	19	27	26	9	21	28	3	4	14	1t	24t	9t	11t	30	10t	22t
ATL	6	3	19t	24	4	3	1t	16	20	10	16t	5	20t	1	6t	10t	1t
CAR	18	21	10	18	23	10	25	1t	12t	4	16t	21	24t	4	3	10t	1t
CHI	16	15	8	2	21t	28t	1t	22t	12t	15t	7t	4	8	7	19	20t	1t
DAL	4	9	6t	7	10	12	1t	6t	8t	5t	16t	24t	13t	30	29	17t	1t
DET	9	12	16	19	7	11	14	4t	15t	7t	10t	2t	17t	29	23t	3	1t
GB	8	14	15	20	6	14	13	21	1t	3	16t	24t	24t	16	11	20t	1t
LAR	5	5	22	30	3	2	1t	12	15t	19	16t	16t	6t	18	9	1	1t
MIN	2	2	6t	6	2	1	1t	11	5t	1	16t	15	5	19	10	5t	1t
NO	13	4	23	23	8	5	1t	8	15t	17t	16t	24t	16	2	1	17t	1t
NYG	24	24	29t	21	17	23	17	18	26t	20t	1t	23	13t	15	15	28t	1t
PHI	11	10	24	27	5	7	16	13	15t	2	16t	30	22	22	14	4	1t
SF	28	26	26	16	24	27	20	25	26t	29	9	8t	24t	25	21	28t	1t
SEA	25t	17	14	3	27	25	1t	24	28	25t	16t	13t	4	13t	5	25t	1t
WAS	21	25	19t	11	16	24	15	22t	23t	24	10t	22	15	26	17	20t	1t

- (A) Total Yards per Game
- (B) Yards per Play
- (C) Rushing Yards per Game
- (D) Rushing Yards per Attempt
- (E) Passing Net Yards per Game
- (F) Passing Net Yards per Play
- (G) Passing, Percent Had Intercepted
- (H) Sacks per Pass Play
- (I) First Downs per Game
- (J) Third Down Efficiency
- (K) Fourth Down Efficiency
- (L) Punt Return Average
- (M) Kickoff Return Average
- (N) Gross Punting Average
- (O) Net Punting Average
- (P) Points per Game
- (Q) Field Goal Percentage

**WEEK 1 / THROUGH MONDAY, SEPTEMBER 11, 2017**

**NFL / OPPONENT/DEFENSE RANK**

Tm	(A)	(B)	(C)	(D)	(E)	(F)	(G)	(H)	(I)	(J)	(K)	(L)	(M)	(N)	(O)	(P)	(Q)	(R)	(S)
BAL	4	2	14	16	5	2t	1	4	6	9	16t	13	10t	8	7t	1	1t	3t	14
BUF	2	4	3	6	9t	5	5	24t	2	8	25t	22t	20	25	23	7	12t	11	1
CIN	11	9	28	18	2	16	4	17	9t	20	1t	19	1t	7	11	15	12t	27t	17
CLE	14	20	1t	2	19t	22	12t	22	7t	15t	1t	24	8	17t	13	16t	1t	16t	18
DEN	9	8	10t	9	13	11	10	21	9t	3t	23t	2	1t	19t	5	16t	5t	14t	9
HOU	12	13	27	22	3	13	19t	29t	12t	3t	25t	17t	1t	21	6	25t	10t	29	23
IND	26	26	9	1	28	29	19t	19	12t	12	1t	14t	24t	13	22	30	12t	30	27
JAC	1	1	18	23	1	1	12t	1	24t	18t	16t	30	24t	11	18	4	1t	2	8
KC	24	18	22	17	17	18	19t	12	28	10t	16t	20	13t	3t	9	24	12t	6	2
LAC	17	15	26	21	12	12	7t	5	21t	25t	1t	28t	29	23	29	22	7t	16t	22
NE	30	30	29	30	30	27	19t	11	29t	13t	1t	11t	19	14	19	29	1t	25	29
NYJ	28	24	30	26t	16	23	7t	14	24t	22	1t	21	21t	10	3t	16t	5t	20	30
OAK	19	23	19	26t	19t	15	19t	26t	20	23t	1t	14t	28	22	15	8	10t	9t	15
PIT	8	3	6	3	11	9	9	2	17t	3t	25t	25	12	3t	3t	12	12t	14t	13
TEN	21	25	20	19	18	25	19t	16	21t	18t	25t	11t	30	28	24t	23	12t	21t	16
ARI	22	19	15	12	24	20	17	26t	12t	23t	16t	28t	13t	2	7t	28	12t	23	19
ATL	15	16	23	29	9t	2t	19t	8t	17t	15t	23t	27	23	24	12	9t	12t	13	10
CAR	3	5	5	15	7	4	11	6	4t	2	22	22t	1t	6	10	2t	12t	3t	11
CHI	25	28	10t	7	27	28	19t	15	11	21	1t	26	10t	30	24t	19t	12t	18	21
DAL	7	7	1t	10	14	8	14	13	4t	10t	25t	8	17t	16	16	2t	12t	5	3
DET	16	12	4	5	22	10	3	28	27	17	25t	3t	21t	19t	1	19t	7t	8	12
GB	5t	14	17	28	4	6	19t	7	3	3t	1t	17t	27	17t	26	5t	12t	12	5
LAR	5t	11	13	14	6	14	2	3	1	1	16t	3t	1t	26	27	5t	7t	1	4
MIN	18	27	8	8	23	26	19t	23	12t	13t	1t	3t	15	29	30	13t	12t	9t	6
NO	29	29	24t	25	29	30	19t	20	24t	30	1t	16	26	12	21	25t	12t	21t	25
NYG	27	22	24t	24	21	19	19t	24t	21t	25t	1t	3t	17t	1	2	13t	12t	26	28
PHI	10	6	10t	20	15	7	16	8t	7t	7	16t	9	16	5	14	9t	12t	7	7
SF	13	10	21	13	8	21	6	29t	17t	27	1t	10	1t	27	28	19t	12t	27t	20
SEA	23	17	16	11	25	17	18	10	29t	28	1t	3t	1t	15	20	9t	12t	19	26
WAS	20	21	7	4	26	24	15	18	12t	29	1t	1	9	9	17	27	12t	24	24

- (A) Total Yards per Game
- (B) Yards per Play
- (C) Rushing Yards per Game
- (D) Rushing Yards per Attempt
- (E) Passing Net Yards per Game
- (F) Passing Net Yards per Play
- (G) Passing, Percent Had Intercepted
- (H) Sacks per Pass Play
- (I) First Downs per Game
- (J) Third Down Efficiency
- (K) Fourth Down Efficiency
- (L) Punt Return Average
- (M) Kickoff Return Average
- (N) Gross Punting Average
- (O) Net Punting Average
- (P) Points per Game
- (Q) Field Goal Percentage
- Combined Offense/Defense Rank
- (R) Points per Game Differential
- (S) Net Yards per Game Differential

**WEEK 1 / THROUGH MONDAY, SEPTEMBER 11, 2017****AFC / TOTAL OFFENSE**

Rank	Team	Total	Rushing	Passing	Total	Rushing	Passing
1)	Kansas City	537	185	352	537.0	185.0	352.0
2)	Buffalo	408	190	218	408.0	190.0	218.0
3)	New England	371	124	247	371.0	124.0	247.0
4)	Oakland	359	109	250	359.0	109.0	250.0
5)	Tennessee	350	95	255	350.0	95.0	255.0
6)	Denver	321	140	181	321.0	140.0	181.0
7)	Pittsburgh	290	35	255	290.0	35.0	255.0
8)	Jacksonville	280	155	125	280.0	155.0	125.0
9)	Baltimore	268	157	111	268.0	157.0	111.0
10)	Los Angeles Chargers	249	64	185	249.0	64.0	185.0
11)	Cleveland	237	57	180	237.0	57.0	180.0
12)	Indianapolis	225	75	150	225.0	75.0	150.0
13)	Cincinnati	221	77	144	221.0	77.0	144.0
14)	New York Jets	214	38	176	214.0	38.0	176.0
15)	Houston	203	93	110	203.0	93.0	110.0

**AFC / TOTAL DEFENSE**

Rank	Team	Total	Rushing	Passing	Total	Rushing	Passing
1)	Jacksonville	203	93	110	203.0	93.0	110.0
2)	Buffalo	214	38	176	214.0	38.0	176.0
3)	Baltimore	221	77	144	221.0	77.0	144.0
4)	Pittsburgh	237	57	180	237.0	57.0	180.0
5)	Denver	249	64	185	249.0	64.0	185.0
6)	Cincinnati	268	157	111	268.0	157.0	111.0
7)	Houston	280	155	125	280.0	155.0	125.0
8)	Cleveland	290	35	255	290.0	35.0	255.0
9)	Los Angeles Chargers	321	140	181	321.0	140.0	181.0
10)	Oakland	350	95	255	350.0	95.0	255.0
11)	Tennessee	359	109	250	359.0	109.0	250.0
12)	Kansas City	371	124	247	371.0	124.0	247.0
13)	Indianapolis	373	63	310	373.0	63.0	310.0
14)	New York Jets	408	190	218	408.0	190.0	218.0
15)	New England	537	185	352	537.0	185.0	352.0

**NFC / TOTAL OFFENSE**

Rank	Team	Total	Rushing	Passing	Total	Rushing	Passing
1)	Minnesota	470	129	341	470.0	129.0	341.0
2)	Dallas	392	129	263	392.0	129.0	263.0
3)	Los Angeles Rams	373	63	310	373.0	63.0	310.0
4)	Atlanta	372	64	308	372.0	64.0	308.0
5)	Green Bay	370	84	286	370.0	84.0	286.0
6)	Detroit	367	82	285	367.0	82.0	285.0
7)	Philadelphia	356	58	298	356.0	58.0	298.0
8)	New Orleans	344	60	284	344.0	60.0	284.0
9)	Arizona	309	45	264	309.0	45.0	264.0
10)	Chicago	301	125	176	301.0	125.0	176.0
11)	Carolina	287	116	171	287.0	116.0	171.0
12)	Washington	264	64	200	264.0	64.0	200.0
13)	New York Giants	233	35	198	233.0	35.0	198.0
14)	Seattle	225	90	135	225.0	90.0	135.0
15)	San Francisco	217	51	166	217.0	51.0	166.0

**NFC / TOTAL DEFENSE**

Rank	Team	Total	Rushing	Passing	Total	Rushing	Passing
1)	Carolina	217	51	166	217.0	51.0	166.0
2t)	Green Bay	225	90	135	225.0	90.0	135.0
2t)	Los Angeles Rams	225	75	150	225.0	75.0	150.0
4)	Dallas	233	35	198	233.0	35.0	198.0
5)	Philadelphia	264	64	200	264.0	64.0	200.0
6)	San Francisco	287	116	171	287.0	116.0	171.0
7)	Atlanta	301	125	176	301.0	125.0	176.0
8)	Detroit	309	45	264	309.0	45.0	264.0
9)	Minnesota	344	60	284	344.0	60.0	284.0
10)	Washington	356	58	298	356.0	58.0	298.0
11)	Arizona	367	82	285	367.0	82.0	285.0
12)	Seattle	370	84	286	370.0	84.0	286.0
13)	Chicago	372	64	308	372.0	64.0	308.0
14)	New York Giants	392	129	263	392.0	129.0	263.0
15)	New Orleans	470	129	341	470.0	129.0	341.0

**WEEK 1 / THROUGH MONDAY, SEPTEMBER 11, 2017****NFL / TOTAL OFFENSE**

Rank	Team	Total	Rushing	Passing	Total	Rushing	Passing
1)	Kansas City	537	185	352	537.0	185.0	352.0
2)	Minnesota	470	129	341	470.0	129.0	341.0
3)	Buffalo	408	190	218	408.0	190.0	218.0
4)	Dallas	392	129	263	392.0	129.0	263.0
5)	Los Angeles Rams	373	63	310	373.0	63.0	310.0
6)	Atlanta	372	64	308	372.0	64.0	308.0
7)	New England	371	124	247	371.0	124.0	247.0
8)	Green Bay	370	84	286	370.0	84.0	286.0
9)	Detroit	367	82	285	367.0	82.0	285.0
10)	Oakland	359	109	250	359.0	109.0	250.0
11)	Philadelphia	356	58	298	356.0	58.0	298.0
12)	Tennessee	350	95	255	350.0	95.0	255.0
13)	New Orleans	344	60	284	344.0	60.0	284.0
14)	Denver	321	140	181	321.0	140.0	181.0
15)	Arizona	309	45	264	309.0	45.0	264.0
16)	Chicago	301	125	176	301.0	125.0	176.0
17)	Pittsburgh	290	35	255	290.0	35.0	255.0
18)	Carolina	287	116	171	287.0	116.0	171.0
19)	Jacksonville	280	155	125	280.0	155.0	125.0
20)	Baltimore	268	157	111	268.0	157.0	111.0
21)	Washington	264	64	200	264.0	64.0	200.0
22)	Los Angeles Chargers	249	64	185	249.0	64.0	185.0
23)	Cleveland	237	57	180	237.0	57.0	180.0
24)	New York Giants	233	35	198	233.0	35.0	198.0
25t)	Indianapolis	225	75	150	225.0	75.0	150.0
25t)	Seattle	225	90	135	225.0	90.0	135.0
27)	Cincinnati	221	77	144	221.0	77.0	144.0
28)	San Francisco	217	51	166	217.0	51.0	166.0
29)	New York Jets	214	38	176	214.0	38.0	176.0
30)	Houston	203	93	110	203.0	93.0	110.0

**NFL / TOTAL DEFENSE**

Rank	Team	Total	Rushing	Passing	Total	Rushing	Passing
1)	Jacksonville	203	93	110	203.0	93.0	110.0
2)	Buffalo	214	38	176	214.0	38.0	176.0
3)	Carolina	217	51	166	217.0	51.0	166.0
4)	Baltimore	221	77	144	221.0	77.0	144.0
5t)	Green Bay	225	90	135	225.0	90.0	135.0
5t)	Los Angeles Rams	225	75	150	225.0	75.0	150.0
7)	Dallas	233	35	198	233.0	35.0	198.0
8)	Pittsburgh	237	57	180	237.0	57.0	180.0
9)	Denver	249	64	185	249.0	64.0	185.0
10)	Philadelphia	264	64	200	264.0	64.0	200.0
11)	Cincinnati	268	157	111	268.0	157.0	111.0
12)	Houston	280	155	125	280.0	155.0	125.0
13)	San Francisco	287	116	171	287.0	116.0	171.0
14)	Cleveland	290	35	255	290.0	35.0	255.0
15)	Atlanta	301	125	176	301.0	125.0	176.0
16)	Detroit	309	45	264	309.0	45.0	264.0
17)	Los Angeles Chargers	321	140	181	321.0	140.0	181.0
18)	Minnesota	344	60	284	344.0	60.0	284.0
19)	Oakland	350	95	255	350.0	95.0	255.0
20)	Washington	356	58	298	356.0	58.0	298.0
21)	Tennessee	359	109	250	359.0	109.0	250.0
22)	Arizona	367	82	285	367.0	82.0	285.0
23)	Seattle	370	84	286	370.0	84.0	286.0
24)	Kansas City	371	124	247	371.0	124.0	247.0
25)	Chicago	372	64	308	372.0	64.0	308.0
26)	Indianapolis	373	63	310	373.0	63.0	310.0
27)	New York Giants	392	129	263	392.0	129.0	263.0
28)	New York Jets	408	190	218	408.0	190.0	218.0
29)	New Orleans	470	129	341	470.0	129.0	341.0
30)	New England	537	185	352	537.0	185.0	352.0

**WEEK 1 / THROUGH MONDAY, SEPTEMBER 11, 2017**

**AFC / TAKEAWAYS, GIVEAWAYS**

Rank	Team	TAKEAWAYS			GIVEAWAYS			Net
		Int	Fum	Total	Int	Fum	Total	Diff
1t)	Baltimore	4	1	5	1	0	1	= +4
1t)	Jacksonville	1	3	4	0	0	0	= +4
3t)	Buffalo	2	0	2	1	0	1	= +1
3t)	Los Angeles Chargers	1	1	2	1	0	1	= +1
3t)	New England	0	1	1	0	0	0	= +1
6t)	Cleveland	1	0	1	1	0	1	= 0
6t)	Oakland	0	0	0	0	0	0	= 0
6t)	Pittsburgh	1	0	1	1	0	1	= 0
6t)	Tennessee	0	0	0	0	0	0	= 0
10t)	Denver	1	0	1	1	1	2	= -1
10t)	Kansas City	0	0	0	0	1	1	= -1
10t)	New York Jets	1	0	1	2	0	2	= -1
13)	Indianapolis	0	1	1	2	1	3	= -2
14t)	Cincinnati	1	0	1	4	1	5	= -4
14t)	Houston	0	0	0	1	3	4	= -4
	<b>Totals</b>	<b>13</b>	<b>7</b>	<b>20</b>	<b>15</b>	<b>7</b>	<b>22</b>	<b>= -2</b>

**NFC / TAKEAWAYS, GIVEAWAYS**

Rank	Team	TAKEAWAYS			GIVEAWAYS			Net
		Int	Fum	Total	Int	Fum	Total	Diff
1)	Detroit	3	1	4	1	0	1	= +3
2t)	Los Angeles Rams	2	1	3	0	1	1	= +2
2t)	Philadelphia	1	3	4	1	1	2	= +2
4)	Dallas	1	0	1	0	0	0	= +1
5t)	Atlanta	0	0	0	0	0	0	= 0
5t)	Carolina	1	1	2	1	1	2	= 0
5t)	Chicago	0	0	0	0	0	0	= 0
5t)	Green Bay	0	1	1	1	0	1	= 0
5t)	Minnesota	0	0	0	0	0	0	= 0
5t)	New Orleans	0	0	0	0	0	0	= 0
5t)	San Francisco	1	1	2	1	1	2	= 0
5t)	Seattle	1	0	1	0	1	1	= 0
13)	New York Giants	0	0	0	1	0	1	= -1
14)	Washington	1	1	2	1	3	4	= -2
15)	Arizona	1	0	1	3	1	4	= -3
	<b>Totals</b>	<b>12</b>	<b>9</b>	<b>21</b>	<b>10</b>	<b>9</b>	<b>19</b>	<b>= +2</b>

**NFL / TAKEAWAYS, GIVEAWAYS**

Rank	Team	TAKEAWAYS			GIVEAWAYS			Net
		Int	Fum	Total	Int	Fum	Total	Diff
1t)	Baltimore	4	1	5	1	0	1	= +4
1t)	Jacksonville	1	3	4	0	0	0	= +4
3)	Detroit	3	1	4	1	0	1	= +3
4t)	Los Angeles Rams	2	1	3	0	1	1	= +2
4t)	Philadelphia	1	3	4	1	1	2	= +2
6t)	Buffalo	2	0	2	1	0	1	= +1
6t)	Los Angeles Chargers	1	1	2	1	0	1	= +1
6t)	New England	0	1	1	0	0	0	= +1
6t)	Dallas	1	0	1	0	0	0	= +1
10t)	Cleveland	1	0	1	1	0	1	= 0
10t)	Oakland	0	0	0	0	0	0	= 0
10t)	Pittsburgh	1	0	1	1	0	1	= 0
10t)	Tennessee	0	0	0	0	0	0	= 0
10t)	Atlanta	0	0	0	0	0	0	= 0
10t)	Carolina	1	1	2	1	1	2	= 0
10t)	Chicago	0	0	0	0	0	0	= 0
10t)	Green Bay	0	1	1	1	0	1	= 0
10t)	Minnesota	0	0	0	0	0	0	= 0
10t)	New Orleans	0	0	0	0	0	0	= 0
10t)	San Francisco	1	1	2	1	1	2	= 0
10t)	Seattle	1	0	1	0	1	1	= 0
22t)	Denver	1	0	1	1	1	2	= -1
22t)	Kansas City	0	0	0	0	1	1	= -1
22t)	New York Jets	1	0	1	2	0	2	= -1
22t)	New York Giants	0	0	0	1	0	1	= -1
26t)	Indianapolis	0	1	1	2	1	3	= -2
26t)	Washington	1	1	2	1	3	4	= -2
28)	Arizona	1	0	1	3	1	4	= -3
29t)	Cincinnati	1	0	1	4	1	5	= -4
29t)	Houston	0	0	0	1	3	4	= -4
	<b>Totals</b>	<b>25</b>	<b>16</b>	<b>41</b>	<b>25</b>	<b>16</b>	<b>41</b>	<b>= 0</b>



**WEEK 1 / THROUGH MONDAY, SEPTEMBER 11, 2017****AFC / TEAM/OFFENSE INSIDE THE 20**

Rank	Team	Poss	Pts	TD	TD%	FG	Score	Score%
1t)	Kansas City	3	21	3	100.0	0	3	100.0
1t)	Los Angeles Chargers	2	14	2	100.0	0	2	100.0
1t)	New York Jets	1	6	1	100.0	0	1	100.0
1t)	Pittsburgh	2	14	2	100.0	0	2	100.0
5)	Buffalo	4	21	3	75.0	0	3	75.0
6t)	Cleveland	3	18	2	66.7	1	3	100.0
6t)	Oakland	3	17	2	66.7	1	3	100.0
8)	Denver	5	24	3	60.0	1	4	80.0
9t)	Houston	2	7	1	50.0	0	1	50.0
9t)	Indianapolis	2	9	1	50.0	1	2	100.0
9t)	Jacksonville	4	16	2	50.0	1	3	75.0
9t)	New England	6	27	3	50.0	2	5	83.3
13t)	Baltimore	3	13	1	33.3	2	3	100.0
13t)	Tennessee	3	13	1	33.3	2	3	100.0
15)	Cincinnati	3	0	0	0.0	0	0	0.0

**AFC / OPPONENTS/DEFENSE INSIDE THE 20**

Rank	Team	Poss	Pts	TD	TD%	FG	Score	Score%
1)	Baltimore	3	0	0	0.0	0	0	0.0
2t)	Cincinnati	3	13	1	33.3	2	3	100.0
2t)	Oakland	3	13	1	33.3	2	3	100.0
4t)	Houston	4	16	2	50.0	1	3	75.0
4t)	Jacksonville	2	7	1	50.0	0	1	50.0
4t)	Kansas City	6	27	3	50.0	2	5	83.3
7)	Los Angeles Chargers	5	24	3	60.0	1	4	80.0
8t)	Pittsburgh	3	18	2	66.7	1	3	100.0
8t)	Tennessee	3	17	2	66.7	1	3	100.0
10t)	Indianapolis	4	24	3	75.0	1	4	100.0
10t)	New York Jets	4	21	3	75.0	0	3	75.0
12t)	Buffalo	1	6	1	100.0	0	1	100.0
12t)	Cleveland	2	14	2	100.0	0	2	100.0
12t)	Denver	2	14	2	100.0	0	2	100.0
12t)	New England	3	21	3	100.0	0	3	100.0

**NFC / TEAM/OFFENSE INSIDE THE 20**

Rank	Team	Poss	Pts	TD	TD%	FG	Score	Score%
1t)	Detroit	3	18	3	100.0	0	3	100.0
1t)	Green Bay	1	7	1	100.0	0	1	100.0
1t)	Philadelphia	1	6	1	100.0	0	1	100.0
4)	Los Angeles Rams	4	24	3	75.0	1	4	100.0
5)	Chicago	3	14	2	66.7	0	2	66.7
6t)	Arizona	4	16	2	50.0	1	3	75.0
6t)	Minnesota	6	26	3	50.0	2	5	83.3
8t)	Atlanta	3	13	1	33.3	2	3	100.0
8t)	Carolina	3	13	1	33.3	2	3	100.0
10)	Dallas	4	16	1	25.0	3	4	100.0
11)	New Orleans	5	19	1	20.0	4	5	100.0
12t)	New York Giants	1	3	0	0.0	1	1	100.0
12t)	San Francisco	1	0	0	0.0	0	0	0.0
12t)	Seattle	2	6	0	0.0	2	2	100.0
12t)	Washington	2	3	0	0.0	1	1	50.0

**NFC / OPPONENTS/DEFENSE INSIDE THE 20**

Rank	Team	Poss	Pts	TD	TD%	FG	Score	Score%
1t)	Carolina	1	0	0	0.0	0	0	0.0
1t)	Dallas	1	3	0	0.0	1	1	100.0
1t)	Green Bay	2	6	0	0.0	2	2	100.0
1t)	Philadelphia	2	3	0	0.0	1	1	50.0
5)	Minnesota	5	19	1	20.0	4	5	100.0
6)	New York Giants	4	16	1	25.0	3	4	100.0
7t)	Chicago	3	13	1	33.3	2	3	100.0
7t)	San Francisco	3	13	1	33.3	2	3	100.0
9t)	Detroit	4	16	2	50.0	1	3	75.0
9t)	Los Angeles Rams	2	9	1	50.0	1	2	100.0
9t)	New Orleans	6	26	3	50.0	2	5	83.3
12)	Atlanta	3	14	2	66.7	0	2	66.7
13t)	Arizona	3	18	3	100.0	0	3	100.0
13t)	Seattle	1	7	1	100.0	0	1	100.0
13t)	Washington	1	6	1	100.0	0	1	100.0

**WEEK 1 / THROUGH MONDAY, SEPTEMBER 11, 2017****NFL / TEAM/OFFENSE INSIDE THE 20**

Rank	Team	Poss	Pts	TD	TD%	FG	Score	Score%
1t)	Detroit	3	18	3	100.0	0	3	100.0
1t)	Green Bay	1	7	1	100.0	0	1	100.0
1t)	Kansas City	3	21	3	100.0	0	3	100.0
1t)	Los Angeles Chargers	2	14	2	100.0	0	2	100.0
1t)	New York Jets	1	6	1	100.0	0	1	100.0
1t)	Philadelphia	1	6	1	100.0	0	1	100.0
1t)	Pittsburgh	2	14	2	100.0	0	2	100.0
8t)	Buffalo	4	21	3	75.0	0	3	75.0
8t)	Los Angeles Rams	4	24	3	75.0	1	4	100.0
10t)	Chicago	3	14	2	66.7	0	2	66.7
10t)	Cleveland	3	18	2	66.7	1	3	100.0
10t)	Oakland	3	17	2	66.7	1	3	100.0
13)	Denver	5	24	3	60.0	1	4	80.0
14t)	Arizona	4	16	2	50.0	1	3	75.0
14t)	Houston	2	7	1	50.0	0	1	50.0
14t)	Indianapolis	2	9	1	50.0	1	2	100.0
14t)	Jacksonville	4	16	2	50.0	1	3	75.0
14t)	Minnesota	6	26	3	50.0	2	5	83.3
14t)	New England	6	27	3	50.0	2	5	83.3
20t)	Atlanta	3	13	1	33.3	2	3	100.0
20t)	Baltimore	3	13	1	33.3	2	3	100.0
20t)	Carolina	3	13	1	33.3	2	3	100.0
20t)	Tennessee	3	13	1	33.3	2	3	100.0
24)	Dallas	4	16	1	25.0	3	4	100.0
25)	New Orleans	5	19	1	20.0	4	5	100.0
26t)	Cincinnati	3	0	0	0.0	0	0	0.0
26t)	New York Giants	1	3	0	0.0	1	1	100.0
26t)	San Francisco	1	0	0	0.0	0	0	0.0
26t)	Seattle	2	6	0	0.0	2	2	100.0
26t)	Washington	2	3	0	0.0	1	1	50.0

**NFL / OPPONENTS/DEFENSE INSIDE THE 20**

Rank	Team	Poss	Pts	TD	TD%	FG	Score	Score%
1t)	Baltimore	3	0	0	0.0	0	0	0.0
1t)	Carolina	1	0	0	0.0	0	0	0.0
1t)	Dallas	1	3	0	0.0	1	1	100.0
1t)	Green Bay	2	6	0	0.0	2	2	100.0
1t)	Philadelphia	2	3	0	0.0	1	1	50.0
6)	Minnesota	5	19	1	20.0	4	5	100.0
7)	New York Giants	4	16	1	25.0	3	4	100.0
8t)	Chicago	3	13	1	33.3	2	3	100.0
8t)	Cincinnati	3	13	1	33.3	2	3	100.0
8t)	Oakland	3	13	1	33.3	2	3	100.0
8t)	San Francisco	3	13	1	33.3	2	3	100.0
12t)	Detroit	4	16	2	50.0	1	3	75.0
12t)	Houston	4	16	2	50.0	1	3	75.0
12t)	Jacksonville	2	7	1	50.0	0	1	50.0
12t)	Kansas City	6	27	3	50.0	2	5	83.3
12t)	Los Angeles Rams	2	9	1	50.0	1	2	100.0
12t)	New Orleans	6	26	3	50.0	2	5	83.3
18)	Los Angeles Chargers	5	24	3	60.0	1	4	80.0
19t)	Atlanta	3	14	2	66.7	0	2	66.7
19t)	Pittsburgh	3	18	2	66.7	1	3	100.0
19t)	Tennessee	3	17	2	66.7	1	3	100.0
22t)	Indianapolis	4	24	3	75.0	1	4	100.0
22t)	New York Jets	4	21	3	75.0	0	3	75.0
24t)	Arizona	3	18	3	100.0	0	3	100.0
24t)	Buffalo	1	6	1	100.0	0	1	100.0
24t)	Cleveland	2	14	2	100.0	0	2	100.0
24t)	Denver	2	14	2	100.0	0	2	100.0
24t)	New England	3	21	3	100.0	0	3	100.0
24t)	Seattle	1	7	1	100.0	0	1	100.0
24t)	Washington	1	6	1	100.0	0	1	100.0

**WEEK 1 / THROUGH MONDAY, SEPTEMBER 11, 2017**

**AFC / OFFENSE/TEAMS: FIRST DOWNS, THIRD DOWNS, FOURTH DOWNS**

Rank	Team	FIRST DOWNS				THIRD DOWNS			FOURTH DOWNS		
		Total	Rush	Pass	Pen	Made	Att	Pct	Made	Att	Pct
1)	Kansas City	26	8	17	1	4	11	36.4	0	0	---
2)	New England	25	10	11	4	5	15	33.3	0	2	0.0
3t)	Buffalo	23	10	11	2	8	17	47.1	0	0	---
3t)	Houston	23	4	11	8	5	12	41.7	0	1	0.0
5t)	Denver	22	7	14	1	8	15	53.3	0	0	---
5t)	Oakland	22	5	16	1	5	12	41.7	1	1	100.0
7)	Tennessee	21	5	15	1	7	14	50.0	0	0	---
8)	Cleveland	20	3	12	5	3	12	25.0	2	2	100.0
9)	Jacksonville	19	7	8	4	3	12	25.0	1	1	100.0
10t)	Baltimore	17	8	5	4	6	14	42.9	0	0	---
10t)	Los Angeles Chargers	17	3	12	2	3	12	25.0	1	2	50.0
12)	Pittsburgh	16	1	13	2	5	13	38.5	0	0	---
13)	Cincinnati	14	3	8	3	4	13	30.8	0	1	0.0
14)	New York Jets	11	2	8	1	4	14	28.6	1	1	100.0
15)	Indianapolis	10	3	6	1	0	10	0.0	0	1	0.0
	<b>Totals</b>	<b>286</b>	<b>79</b>	<b>167</b>	<b>40</b>	<b>70</b>	<b>196</b>	<b>35.7</b>	<b>6</b>	<b>12</b>	<b>50.0</b>

**AFC / DEFENSE/OPPONENTS: FIRST DOWNS, THIRD DOWNS, FOURTH DOWNS**

Rank	Team	FIRST DOWNS				THIRD DOWNS			FOURTH DOWNS		
		Total	Rush	Pass	Pen	Made	Att	Pct	Made	Att	Pct
1)	Buffalo	11	2	8	1	4	14	28.6	1	1	100.0
2)	Baltimore	14	3	8	3	4	13	30.8	0	1	0.0
3)	Cleveland	16	1	13	2	5	13	38.5	0	0	---
4t)	Cincinnati	17	8	5	4	6	14	42.9	0	0	---
4t)	Denver	17	3	12	2	3	12	25.0	1	2	50.0
6t)	Houston	19	7	8	4	3	12	25.0	1	1	100.0
6t)	Indianapolis	19	5	13	1	5	14	35.7	0	0	---
8)	Pittsburgh	20	3	12	5	3	12	25.0	2	2	100.0
9)	Oakland	21	5	15	1	7	14	50.0	0	0	---
10t)	Los Angeles Chargers	22	7	14	1	8	15	53.3	0	0	---
10t)	Tennessee	22	5	16	1	5	12	41.7	1	1	100.0
12t)	Jacksonville	23	4	11	8	5	12	41.7	0	1	0.0
12t)	New York Jets	23	10	11	2	8	17	47.1	0	0	---
14)	Kansas City	25	10	11	4	5	15	33.3	0	2	0.0
15)	New England	26	8	17	1	4	11	36.4	0	0	---
	<b>Totals</b>	<b>295</b>	<b>81</b>	<b>174</b>	<b>40</b>	<b>75</b>	<b>200</b>	<b>37.5</b>	<b>6</b>	<b>11</b>	<b>54.5</b>

**WEEK 1 / THROUGH MONDAY, SEPTEMBER 11, 2017**

**NFC / OFFENSE/TEAMS: FIRST DOWNS, THIRD DOWNS, FOURTH DOWNS**

Rank	Team	FIRST DOWNS				THIRD DOWNS			FOURTH DOWNS		
		Total	Rush	Pass	Pen	Made	Att	Pct	Made	Att	Pct
1)	Green Bay	26	8	16	2	9	16	56.3	0	0	---
2)	Arizona	24	4	15	5	6	15	40.0	1	1	100.0
3)	Minnesota	23	5	14	4	9	14	64.3	0	0	---
4)	Dallas	22	9	12	1	8	15	53.3	0	0	---
5t)	Carolina	20	9	8	3	7	13	53.8	0	0	---
5t)	Chicago	20	6	11	3	5	13	38.5	1	2	50.0
7t)	Detroit	19	3	15	1	8	16	50.0	0	1	0.0
7t)	Los Angeles Rams	19	5	13	1	5	14	35.7	0	0	---
7t)	New Orleans	19	3	14	2	4	11	36.4	0	0	---
7t)	Philadelphia	19	1	17	1	8	14	57.1	0	0	---
11)	Atlanta	18	4	12	2	5	11	45.5	0	0	---
12)	Washington	16	3	12	1	3	11	27.3	0	1	0.0
13t)	New York Giants	13	2	10	1	4	12	33.3	1	1	100.0
13t)	San Francisco	13	2	10	1	2	11	18.2	1	4	25.0
15)	Seattle	12	3	8	1	3	12	25.0	0	0	---
	<b>Totals</b>	<b>283</b>	<b>67</b>	<b>187</b>	<b>29</b>	<b>86</b>	<b>198</b>	<b>43.4</b>	<b>4</b>	<b>10</b>	<b>40.0</b>

**NFC / DEFENSE/OPPONENTS: FIRST DOWNS, THIRD DOWNS, FOURTH DOWNS**

Rank	Team	FIRST DOWNS				THIRD DOWNS			FOURTH DOWNS		
		Total	Rush	Pass	Pen	Made	Att	Pct	Made	Att	Pct
1)	Los Angeles Rams	10	3	6	1	0	10	0.0	0	1	0.0
2)	Green Bay	12	3	8	1	3	12	25.0	0	0	---
3t)	Carolina	13	2	10	1	2	11	18.2	1	4	25.0
3t)	Dallas	13	2	10	1	4	12	33.3	1	1	100.0
5)	Philadelphia	16	3	12	1	3	11	27.3	0	1	0.0
6)	Chicago	18	4	12	2	5	11	45.5	0	0	---
7t)	Arizona	19	3	15	1	8	16	50.0	0	1	0.0
7t)	Minnesota	19	3	14	2	4	11	36.4	0	0	---
7t)	Washington	19	1	17	1	8	14	57.1	0	0	---
10t)	Atlanta	20	6	11	3	5	13	38.5	1	2	50.0
10t)	San Francisco	20	9	8	3	7	13	53.8	0	0	---
12)	New York Giants	22	9	12	1	8	15	53.3	0	0	---
13)	New Orleans	23	5	14	4	9	14	64.3	0	0	---
14)	Detroit	24	4	15	5	6	15	40.0	1	1	100.0
15)	Seattle	26	8	16	2	9	16	56.3	0	0	---
	<b>Totals</b>	<b>274</b>	<b>65</b>	<b>180</b>	<b>29</b>	<b>81</b>	<b>194</b>	<b>41.8</b>	<b>4</b>	<b>11</b>	<b>36.4</b>

**WEEK 1 / THROUGH MONDAY, SEPTEMBER 11, 2017**

**NFL / OFFENSE/TEAMS: FIRST DOWNS, THIRD DOWNS, FOURTH DOWNS**

Rank	Team	FIRST DOWNS				THIRD DOWNS			FOURTH DOWNS		
		Total	Rush	Pass	Pen	Made	Att	Pct	Made	Att	Pct
1t)	Kansas City	26	8	17	1	4	11	36.4	0	0	---
1t)	Green Bay	26	8	16	2	9	16	56.3	0	0	---
3)	New England	25	10	11	4	5	15	33.3	0	2	0.0
4)	Arizona	24	4	15	5	6	15	40.0	1	1	100.0
5t)	Buffalo	23	10	11	2	8	17	47.1	0	0	---
5t)	Houston	23	4	11	8	5	12	41.7	0	1	0.0
5t)	Minnesota	23	5	14	4	9	14	64.3	0	0	---
8t)	Denver	22	7	14	1	8	15	53.3	0	0	---
8t)	Oakland	22	5	16	1	5	12	41.7	1	1	100.0
8t)	Dallas	22	9	12	1	8	15	53.3	0	0	---
11)	Tennessee	21	5	15	1	7	14	50.0	0	0	---
12t)	Cleveland	20	3	12	5	3	12	25.0	2	2	100.0
12t)	Carolina	20	9	8	3	7	13	53.8	0	0	---
12t)	Chicago	20	6	11	3	5	13	38.5	1	2	50.0
15t)	Jacksonville	19	7	8	4	3	12	25.0	1	1	100.0
15t)	Detroit	19	3	15	1	8	16	50.0	0	1	0.0
15t)	Los Angeles Rams	19	5	13	1	5	14	35.7	0	0	---
15t)	New Orleans	19	3	14	2	4	11	36.4	0	0	---
15t)	Philadelphia	19	1	17	1	8	14	57.1	0	0	---
20)	Atlanta	18	4	12	2	5	11	45.5	0	0	---
21t)	Baltimore	17	8	5	4	6	14	42.9	0	0	---
21t)	Los Angeles Chargers	17	3	12	2	3	12	25.0	1	2	50.0
23t)	Pittsburgh	16	1	13	2	5	13	38.5	0	0	---
23t)	Washington	16	3	12	1	3	11	27.3	0	1	0.0
25)	Cincinnati	14	3	8	3	4	13	30.8	0	1	0.0
26t)	New York Giants	13	2	10	1	4	12	33.3	1	1	100.0
26t)	San Francisco	13	2	10	1	2	11	18.2	1	4	25.0
28)	Seattle	12	3	8	1	3	12	25.0	0	0	---
29)	New York Jets	11	2	8	1	4	14	28.6	1	1	100.0
30)	Indianapolis	10	3	6	1	0	10	0.0	0	1	0.0
	<b>Totals</b>	<b>569</b>	<b>146</b>	<b>354</b>	<b>69</b>	<b>156</b>	<b>394</b>	<b>39.6</b>	<b>10</b>	<b>22</b>	<b>45.5</b>

**NFL / DEFENSE/OPPONENTS: FIRST DOWNS, THIRD DOWNS, FOURTH DOWNS**

Rank	Team	FIRST DOWNS				THIRD DOWNS			FOURTH DOWNS		
		Total	Rush	Pass	Pen	Made	Att	Pct	Made	Att	Pct
1)	Los Angeles Rams	10	3	6	1	0	10	0.0	0	1	0.0
2)	Buffalo	11	2	8	1	4	14	28.6	1	1	100.0
3)	Green Bay	12	3	8	1	3	12	25.0	0	0	---
4t)	Carolina	13	2	10	1	2	11	18.2	1	4	25.0
4t)	Dallas	13	2	10	1	4	12	33.3	1	1	100.0
6)	Baltimore	14	3	8	3	4	13	30.8	0	1	0.0
7t)	Cleveland	16	1	13	2	5	13	38.5	0	0	---
7t)	Philadelphia	16	3	12	1	3	11	27.3	0	1	0.0
9t)	Cincinnati	17	8	5	4	6	14	42.9	0	0	---
9t)	Denver	17	3	12	2	3	12	25.0	1	2	50.0
11)	Chicago	18	4	12	2	5	11	45.5	0	0	---
12t)	Houston	19	7	8	4	3	12	25.0	1	1	100.0
12t)	Indianapolis	19	5	13	1	5	14	35.7	0	0	---
12t)	Arizona	19	3	15	1	8	16	50.0	0	1	0.0
12t)	Minnesota	19	3	14	2	4	11	36.4	0	0	---
12t)	Washington	19	1	17	1	8	14	57.1	0	0	---
17t)	Pittsburgh	20	3	12	5	3	12	25.0	2	2	100.0
17t)	Atlanta	20	6	11	3	5	13	38.5	1	2	50.0
17t)	San Francisco	20	9	8	3	7	13	53.8	0	0	---
20)	Oakland	21	5	15	1	7	14	50.0	0	0	---
21t)	Los Angeles Chargers	22	7	14	1	8	15	53.3	0	0	---
21t)	Tennessee	22	5	16	1	5	12	41.7	1	1	100.0
21t)	New York Giants	22	9	12	1	8	15	53.3	0	0	---
24t)	Jacksonville	23	4	11	8	5	12	41.7	0	1	0.0
24t)	New York Jets	23	10	11	2	8	17	47.1	0	0	---
24t)	New Orleans	23	5	14	4	9	14	64.3	0	0	---
27)	Detroit	24	4	15	5	6	15	40.0	1	1	100.0
28)	Kansas City	25	10	11	4	5	15	33.3	0	2	0.0
29t)	New England	26	8	17	1	4	11	36.4	0	0	---
29t)	Seattle	26	8	16	2	9	16	56.3	0	0	---
	<b>Totals</b>	<b>569</b>	<b>146</b>	<b>354</b>	<b>69</b>	<b>156</b>	<b>394</b>	<b>39.6</b>	<b>10</b>	<b>22</b>	<b>45.5</b>



**WEEK 1 / THROUGH MONDAY, SEPTEMBER 11, 2017**

**AFC / FIRST-DOWN PLAYS BY TEAMS**

<b>Rank</b>	<b>Team</b>	<b>Yds/Play</b>	<b>Plays</b>	<b>Yards</b>
1)	Kansas City	12.45	33	411
2)	Oakland	6.20	30	186
3)	Jacksonville	5.67	27	153
4)	Denver	5.60	30	168
5)	New England	5.58	33	184
6)	Los Angeles Chargers	5.33	24	128
7)	Cincinnati	5.31	26	138
8)	Indianapolis	5.22	23	120
9)	Pittsburgh	4.80	25	120
10)	Tennessee	4.48	27	121
11)	Buffalo	4.42	31	137
12)	Cleveland	4.29	28	120
13)	Houston	3.87	31	120
14)	Baltimore	3.04	25	76
15)	New York Jets	2.86	22	63
	<b>TOTAL</b>	<b>5.41</b>	<b>415</b>	<b>2245</b>

**AFC / FIRST-DOWN PLAYS BY OPPONENTS**

<b>Rank</b>	<b>Team</b>	<b>Yds/Play</b>	<b>Plays</b>	<b>Yards</b>
1)	Buffalo	2.86	22	63
2)	Cincinnati	3.04	25	76
3)	Jacksonville	3.87	31	120
4)	Pittsburgh	4.29	28	120
5)	New York Jets	4.42	31	137
6)	Oakland	4.48	27	121
7)	Cleveland	4.80	25	120
8)	Baltimore	5.31	26	138
9)	Denver	5.33	24	128
10)	Kansas City	5.58	33	184
11)	Los Angeles Chargers	5.60	30	168
12)	Houston	5.67	27	153
13)	Indianapolis	6.07	28	170
14)	Tennessee	6.20	30	186
15)	New England	12.45	33	411
	<b>TOTAL</b>	<b>5.46</b>	<b>420</b>	<b>2295</b>

**WEEK 1 / THROUGH MONDAY, SEPTEMBER 11, 2017**

**NFC / FIRST-DOWN PLAYS BY TEAMS**

<b>Rank</b>	<b>Team</b>	<b>Yds/Play</b>	<b>Plays</b>	<b>Yards</b>
1)	New Orleans	8.00	26	208
2)	Seattle	7.91	22	174
3)	Los Angeles Rams	6.07	28	170
4)	Atlanta	5.19	26	135
5)	San Francisco	5.13	23	118
6)	Minnesota	4.85	27	131
7)	Dallas	4.47	30	134
8)	Philadelphia	4.13	30	124
9)	Arizona	4.03	31	125
10)	Detroit	4.00	29	116
11)	New York Giants	3.86	22	85
12)	Green Bay	3.81	32	122
13)	Chicago	3.22	27	87
14)	Carolina	2.62	29	76
15)	Washington	2.20	25	55
	<b>TOTAL</b>	<b>4.57</b>	<b>407</b>	<b>1860</b>

**NFC / FIRST-DOWN PLAYS BY OPPONENTS**

<b>Rank</b>	<b>Team</b>	<b>Yds/Play</b>	<b>Plays</b>	<b>Yards</b>
1)	Philadelphia	2.20	25	55
2)	San Francisco	2.62	29	76
3)	Atlanta	3.22	27	87
4)	Seattle	3.81	32	122
5)	Dallas	3.86	22	85
6)	Arizona	4.00	29	116
7)	Detroit	4.03	31	125
8)	Washington	4.13	30	124
9)	New York Giants	4.47	30	134
10)	New Orleans	4.85	27	131
11)	Carolina	5.13	23	118
12)	Chicago	5.19	26	135
13)	Los Angeles Rams	5.22	23	120
14)	Green Bay	7.91	22	174
15)	Minnesota	8.00	26	208
	<b>TOTAL</b>	<b>4.50</b>	<b>402</b>	<b>1810</b>

**WEEK 1 / THROUGH MONDAY, SEPTEMBER 11, 2017****NFL / FIRST-DOWN PLAYS BY TEAMS**

<b>Rank</b>	<b>Team</b>	<b>Yds/Play</b>	<b>Plays</b>	<b>Yards</b>
1)	Kansas City	12.45	33	411
2)	New Orleans	8.00	26	208
3)	Seattle	7.91	22	174
4)	Oakland	6.20	30	186
5)	Los Angeles Rams	6.07	28	170
6)	Jacksonville	5.67	27	153
7)	Denver	5.60	30	168
8)	New England	5.58	33	184
9)	Los Angeles Chargers	5.33	24	128
10)	Cincinnati	5.31	26	138
11)	Indianapolis	5.22	23	120
12)	Atlanta	5.19	26	135
13)	San Francisco	5.13	23	118
14)	Minnesota	4.85	27	131
15)	Pittsburgh	4.80	25	120
16)	Tennessee	4.48	27	121
17)	Dallas	4.47	30	134
18)	Buffalo	4.42	31	137
19)	Cleveland	4.29	28	120
20)	Philadelphia	4.13	30	124
21)	Arizona	4.03	31	125
22)	Detroit	4.00	29	116
23)	Houston	3.87	31	120
24)	New York Giants	3.86	22	85
25)	Green Bay	3.81	32	122
26)	Chicago	3.22	27	87
27)	Baltimore	3.04	25	76
28)	New York Jets	2.86	22	63
29)	Carolina	2.62	29	76
30)	Washington	2.20	25	55
	<b>TOTAL</b>	<b>4.99</b>	<b>822</b>	<b>4105</b>

**NFL / FIRST-DOWN PLAYS BY OPPONENTS**

<b>Rank</b>	<b>Team</b>	<b>Yds/Play</b>	<b>Plays</b>	<b>Yards</b>
1)	Philadelphia	2.20	25	55
2)	San Francisco	2.62	29	76
3)	Buffalo	2.86	22	63
4)	Cincinnati	3.04	25	76
5)	Atlanta	3.22	27	87
6)	Seattle	3.81	32	122
7)	Dallas	3.86	22	85
8)	Jacksonville	3.87	31	120
9)	Arizona	4.00	29	116
10)	Detroit	4.03	31	125
11)	Washington	4.13	30	124
12)	Pittsburgh	4.29	28	120
13)	New York Jets	4.42	31	137
14)	New York Giants	4.47	30	134
15)	Oakland	4.48	27	121
16)	Cleveland	4.80	25	120
17)	New Orleans	4.85	27	131
18)	Carolina	5.13	23	118
19)	Chicago	5.19	26	135
20)	Los Angeles Rams	5.22	23	120
21)	Baltimore	5.31	26	138
22)	Denver	5.33	24	128
23)	Kansas City	5.58	33	184
24)	Los Angeles Chargers	5.60	30	168
25)	Houston	5.67	27	153
26)	Indianapolis	6.07	28	170
27)	Tennessee	6.20	30	186
28)	Green Bay	7.91	22	174
29)	Minnesota	8.00	26	208
30)	New England	12.45	33	411
	<b>TOTAL</b>	<b>4.99</b>	<b>822</b>	<b>4105</b>

**WEEK 1 / THROUGH MONDAY, SEPTEMBER 11, 2017**

**AFC / KICKOFFS (Receiving Team)**

Rank	Team	TotKO	AdjKO	TB	TB%	EZ	EZ%	OB	I20	Avg.Start
1)	Oakland	5	4	3	75.0	4	80.0	0	0	30.3
2)	Denver	4	4	3	75.0	3	75.0	0	0	28.3
3)	Tennessee	6	6	5	83.3	6	100.0	0	0	26.7
4)	Baltimore	1	1	1	100.0	1	100.0	0	0	25.0
4t)	Indianapolis	9	9	9	100.0	9	100.0	0	0	25.0
4t)	Jacksonville	2	2	2	100.0	2	100.0	0	0	25.0
4t)	Los Angeles Char	5	5	5	100.0	5	100.0	0	0	25.0
8)	Buffalo	4	4	3	75.0	4	100.0	0	0	23.8
8t)	Pittsburgh	4	4	3	75.0	3	75.0	0	0	23.8
10)	Kansas City	6	6	2	33.3	6	100.0	0	2	23.5
11)	Houston	7	7	6	85.7	7	100.0	0	1	23.0
11t)	New York Jets	4	4	2	50.0	4	100.0	0	1	23.0
13)	New England	7	7	4	57.1	4	57.1	0	2	22.7
14)	Cincinnati	5	5	4	80.0	4	80.0	0	1	22.6
15)	Cleveland	4	4	3	75.0	4	100.0	0	1	21.5
	<b>Totals</b>	<b>73</b>	<b>72</b>	<b>55</b>	<b>76.4</b>	<b>66</b>	<b>91.7</b>	<b>0</b>	<b>8</b>	<b>24.5</b>

**AFC / KICKOFFS (Kicking Team)**

Rank	Team	TotKO	AdjKO	TB	TB%	EZ	EZ%	OB	I20	Avg.Start
1)	Pittsburgh	4	4	3	75.0	4	100.0	0	1	21.5
2)	Baltimore	5	5	4	80.0	4	80.0	0	1	22.6
3)	Kansas City	7	7	4	57.1	4	57.1	0	2	22.7
4)	Buffalo	4	4	2	50.0	4	100.0	0	1	23.0
4t)	Jacksonville	7	7	6	85.7	7	100.0	0	1	23.0
6)	New England	6	6	2	33.3	6	100.0	0	2	23.5
7)	Cleveland	4	4	3	75.0	3	75.0	0	0	23.8
7t)	New York Jets	4	4	3	75.0	4	100.0	0	0	23.8
9)	Cincinnati	1	1	1	100.0	1	100.0	0	0	25.0
9t)	Denver	5	5	5	100.0	5	100.0	0	0	25.0
9t)	Houston	2	2	2	100.0	2	100.0	0	0	25.0
12)	Oakland	6	6	5	83.3	6	100.0	0	0	26.7
13)	Los Angeles Char	4	4	3	75.0	3	75.0	0	0	28.3
14)	Tennessee	5	4	3	75.0	4	80.0	0	0	30.3
15)	Indianapolis	4	4	2	50.0	2	50.0	0	0	33.8
	<b>Totals</b>	<b>68</b>	<b>67</b>	<b>48</b>	<b>71.6</b>	<b>59</b>	<b>88.1</b>	<b>0</b>	<b>8</b>	<b>24.9</b>

Note: Average team drive start DOES NOT include onside kicks or kickoffs at the end of a half unless either kickoff is returned for a touchdown. All other kickoffs (returned kickoffs, fair catches, touchback and kickoffs out of bounds) are included. Kickoffs resulting in the kicking team retaining possession are not included.

ADJ KO: Adjusted kickoffs are used to compute the Avg. Team Drive Start.

I20: The number of drives that start inside (not including) the 20 yd line.

**WEEK 1 / THROUGH MONDAY, SEPTEMBER 11, 2017**

**NFC / KICKOFFS (Receiving Team)**

Rank	Team	TotKO	AdjKO	TB	TB%	EZ	EZ%	OB	I20	Avg.Start
1)	Los Angeles Rams	4	4	2	50.0	2	50.0	0	0	33.8
2)	Seattle	4	4	1	25.0	2	50.0	0	0	29.0
3)	Philadelphia	4	4	3	75.0	3	75.0	0	0	25.3
4)	Carolina	2	2	2	100.0	2	100.0	0	0	25.0
4t)	Green Bay	3	3	3	100.0	3	100.0	0	0	25.0
4t)	San Francisco	5	5	5	100.0	5	100.0	0	0	25.0
7)	Chicago	6	6	3	50.0	4	66.7	0	1	24.7
8)	New Orleans	7	6	4	66.7	6	85.7	0	1	24.0
9)	Arizona	6	6	4	66.7	6	100.0	0	0	23.8
9t)	Washington	6	6	2	33.3	4	66.7	0	2	23.8
11)	Minnesota	6	5	1	20.0	5	83.3	1	2	22.0
12)	Dallas	2	2	0	0.0	1	50.0	0	1	21.0
13)	New York Giants	6	6	4	66.7	6	100.0	0	2	20.8
14)	Atlanta	4	4	3	75.0	3	75.0	0	1	20.8
15)	Detroit	5	4	1	25.0	4	80.0	1	3	15.8
	<b>Totals</b>	<b>70</b>	<b>67</b>	<b>38</b>	<b>56.7</b>	<b>56</b>	<b>83.6</b>	<b>2</b>	<b>13</b>	<b>23.9</b>

**NFC / KICKOFFS (Kicking Team)**

Rank	Team	TotKO	AdjKO	TB	TB%	EZ	EZ%	OB	I20	Avg.Start
1)	Arizona	5	4	1	25.0	4	80.0	1	3	15.8
2)	Chicago	4	4	3	75.0	3	75.0	0	1	20.8
3)	Dallas	6	6	4	66.7	6	100.0	0	2	20.8
4)	New York Giants	2	2	0	0.0	1	50.0	0	1	21.0
5)	New Orleans	6	5	1	20.0	5	83.3	1	2	22.0
6)	Detroit	6	6	4	66.7	6	100.0	0	0	23.8
6t)	Philadelphia	6	6	2	33.3	4	66.7	0	2	23.8
8)	Minnesota	7	6	4	66.7	6	85.7	0	1	24.0
9)	Atlanta	6	6	3	50.0	4	66.7	0	1	24.7
10)	Carolina	5	5	5	100.0	5	100.0	0	0	25.0
10t)	Los Angeles Rams	9	9	9	100.0	9	100.0	0	0	25.0
10t)	San Francisco	2	2	2	100.0	2	100.0	0	0	25.0
10t)	Seattle	3	3	3	100.0	3	100.0	0	0	25.0
14)	Washington	4	4	3	75.0	3	75.0	0	0	25.3
15)	Green Bay	4	4	1	25.0	2	50.0	0	0	29.0
	<b>Totals</b>	<b>75</b>	<b>72</b>	<b>45</b>	<b>62.5</b>	<b>63</b>	<b>87.5</b>	<b>2</b>	<b>13</b>	<b>23.5</b>

Note: Average team drive start DOES NOT include onside kicks or kickoffs at the end of a half unless either kickoff is returned for a touchdown. All other kickoffs (returned kickoffs, fair catches, touchback and kickoffs out of bounds) are included. Kickoffs resulting in the kicking team retaining possession are not included.

ADJ KO: Adjusted kickoffs are used to compute the Avg. Team Drive Start.

I20: The number of drives that start inside (not including) the 20 yd line.



**WEEK 1 / THROUGH MONDAY, SEPTEMBER 11, 2017****NFL / KICKOFFS (Receiving Team)**

Rank	Team	TotKO	AdjKO	TB	TB%	EZ	EZ%	OB	I20	Avg.Start
1)	Los Angeles Rams	4	4	2	50.0	2	50.0	0	0	33.8
2)	Oakland	5	4	3	75.0	4	80.0	0	0	30.3
3)	Seattle	4	4	1	25.0	2	50.0	0	0	29.0
4)	Denver	4	4	3	75.0	3	75.0	0	0	28.3
5)	Tennessee	6	6	5	83.3	6	100.0	0	0	26.7
6)	Philadelphia	4	4	3	75.0	3	75.0	0	0	25.3
7)	Baltimore	1	1	1	100.0	1	100.0	0	0	25.0
7t)	Carolina	2	2	2	100.0	2	100.0	0	0	25.0
7t)	Green Bay	3	3	3	100.0	3	100.0	0	0	25.0
7t)	Indianapolis	9	9	9	100.0	9	100.0	0	0	25.0
7t)	Jacksonville	2	2	2	100.0	2	100.0	0	0	25.0
7t)	Los Angeles Char	5	5	5	100.0	5	100.0	0	0	25.0
7t)	San Francisco	5	5	5	100.0	5	100.0	0	0	25.0
14)	Chicago	6	6	3	50.0	4	66.7	0	1	24.7
15)	New Orleans	7	6	4	66.7	6	85.7	0	1	24.0
16)	Arizona	6	6	4	66.7	6	100.0	0	0	23.8
16t)	Washington	6	6	2	33.3	4	66.7	0	2	23.8
18)	Buffalo	4	4	3	75.0	4	100.0	0	0	23.8
18t)	Pittsburgh	4	4	3	75.0	3	75.0	0	0	23.8
20)	Kansas City	6	6	2	33.3	6	100.0	0	2	23.5
21)	Houston	7	7	6	85.7	7	100.0	0	1	23.0
21t)	New York Jets	4	4	2	50.0	4	100.0	0	1	23.0
23)	New England	7	7	4	57.1	4	57.1	0	2	22.7
24)	Cincinnati	5	5	4	80.0	4	80.0	0	1	22.6
25)	Minnesota	6	5	1	20.0	5	83.3	1	2	22.0
26)	Cleveland	4	4	3	75.0	4	100.0	0	1	21.5
27)	Dallas	2	2	0	0.0	1	50.0	0	1	21.0
28)	New York Giants	6	6	4	66.7	6	100.0	0	2	20.8
29)	Atlanta	4	4	3	75.0	3	75.0	0	1	20.8
30)	Detroit	5	4	1	25.0	4	80.0	1	3	15.8
	<b>Totals</b>	<b>143</b>	<b>139</b>	<b>93</b>	<b>66.9</b>	<b>122</b>	<b>87.8</b>	<b>2</b>	<b>21</b>	<b>24.2</b>

Note: Average opponent drive start DOES NOT include onside kicks or kickoffs at the end of a half unless either kickoff is returned for a touchdown. All other kickoffs (returned kickoffs, fair catches, touchback and kickoffs out of bounds) are included. Kickoffs resulting in the kicking team retaining possession are not included.

ADJ KO: Adjusted kickoffs are used to compute the Avg. Team Drive Start.

I20: The number of drives that start inside (not including) the 20 yd line.

**WEEK 1 / THROUGH MONDAY, SEPTEMBER 11, 2017**

**NFL / KICKOFFS (Kicking Team)**

Rank	Team	TotKO	AdjKO	TB	TB%	EZ	EZ%	OB	I20	Avg.Start
1)	Arizona	5	4	1	25.0	4	80.0	1	3	15.8
2)	Chicago	4	4	3	75.0	3	75.0	0	1	20.8
3)	Dallas	6	6	4	66.7	6	100.0	0	2	20.8
4)	New York Giants	2	2	0	0.0	1	50.0	0	1	21.0
5)	Pittsburgh	4	4	3	75.0	4	100.0	0	1	21.5
6)	New Orleans	6	5	1	20.0	5	83.3	1	2	22.0
7)	Baltimore	5	5	4	80.0	4	80.0	0	1	22.6
8)	Kansas City	7	7	4	57.1	4	57.1	0	2	22.7
9)	Buffalo	4	4	2	50.0	4	100.0	0	1	23.0
9t)	Jacksonville	7	7	6	85.7	7	100.0	0	1	23.0
11)	New England	6	6	2	33.3	6	100.0	0	2	23.5
12)	Cleveland	4	4	3	75.0	3	75.0	0	0	23.8
12t)	New York Jets	4	4	3	75.0	4	100.0	0	0	23.8
14)	Detroit	6	6	4	66.7	6	100.0	0	0	23.8
14t)	Philadelphia	6	6	2	33.3	4	66.7	0	2	23.8
16)	Minnesota	7	6	4	66.7	6	85.7	0	1	24.0
17)	Atlanta	6	6	3	50.0	4	66.7	0	1	24.7
18)	Carolina	5	5	5	100.0	5	100.0	0	0	25.0
18t)	Cincinnati	1	1	1	100.0	1	100.0	0	0	25.0
18t)	Denver	5	5	5	100.0	5	100.0	0	0	25.0
18t)	Houston	2	2	2	100.0	2	100.0	0	0	25.0
18t)	Los Angeles Rams	9	9	9	100.0	9	100.0	0	0	25.0
18t)	San Francisco	2	2	2	100.0	2	100.0	0	0	25.0
18t)	Seattle	3	3	3	100.0	3	100.0	0	0	25.0
25)	Washington	4	4	3	75.0	3	75.0	0	0	25.3
26)	Oakland	6	6	5	83.3	6	100.0	0	0	26.7
27)	Los Angeles Char	4	4	3	75.0	3	75.0	0	0	28.3
28)	Green Bay	4	4	1	25.0	2	50.0	0	0	29.0
29)	Tennessee	5	4	3	75.0	4	80.0	0	0	30.3
30)	Indianapolis	4	4	2	50.0	2	50.0	0	0	33.8
	<b>Totals</b>	<b>143</b>	<b>139</b>	<b>93</b>	<b>66.9</b>	<b>122</b>	<b>87.8</b>	<b>2</b>	<b>21</b>	<b>24.2</b>

Note: Average team drive start DOES NOT include onside kicks or kickoffs at the end of a half unless either kickoff is returned for a touchdown. All other kickoffs (returned kickoffs, fair catches, touchback and kickoffs out of bounds) are included. Kickoffs resulting in the kicking team retaining possession are not included.

ADJ KO: Adjusted kickoffs are used to compute the Avg. Team Drive Start.

I20: The number of drives that start inside (not including) the 20 yd line.

**WEEK 1 / THROUGH MONDAY, SEPTEMBER 11, 2017**

**AFC / SINGLE-GAME HIGHS / PLAYERS**

**Most Points**-- 18, Gillislee, N.E. vs. K.C., 9/7, (3 td, 0 fg, 0 xp, 0 2pt)  
**Most Points**-- 18, K. Hunt, K.C. at N.E., 9/7, (3 td, 0 fg, 0 xp, 0 2pt)  
**Passing Yards**-- 368, A. Smith, K.C. at N.E., 9/7, (28-35, 368, 4 td, 0 int)  
**Longest Pass**-- 78, A. Smith, K.C. at N.E., 9/7, (to Hunt, Kareem, td)  
**Passing Touchdowns**-- 4, A. Smith, K.C. at N.E., 9/7, (28-35, 368, 4 td, 0 int)  
**Rushing Yards**-- 148, K. Hunt, K.C. at N.E., 9/7, (17-148, 1 td)  
**Rushing Attempts**-- 26, Fournette, Jax at Hou., 9/10, (26-100, 1 td)  
**Longest Rush**-- 58, K. Hunt, K.C. at N.E., 9/7  
**Receptions**-- 11, Brown, Pitt. at Clev., 9/10, (11-182, 0 td)  
**Receiving Yards**-- 182, Brown, Pitt. at Clev., 9/10, (11-182, 0 td)  
**Kickoff Return Yards**-- 86, Thomas, K.C. at N.E., 9/7, (4-86, 0 td)  
**Kickoff Returns**-- 4, Thomas, K.C. at N.E., 9/7, (4-86, 0 td)  
**Longest Kickoff Return**-- 41, Patterson, Oak. at Tenn., 9/10  
**Punt Return Yards**-- 48, McKenzie, Denv. vs. LA-C, 9/11, (3-48, 0 fc, 0 td)  
**Punt Returns**-- 4, Tate, Buff. vs. NY-J, 9/10, (4-35, 0 fc, 0 td)  
**Longest Punt Return**-- 31, McKenzie, Denv. vs. LA-C, 9/11  
**Interceptions**-- 1, (13 times in Non-Overtime Games)  
**Longest Interception Return**-- 67, Gipson, Jax at Hou., 9/10  
**Sacks**-- 4.0, Campbell, Jax at Hou., 9/10  
**Scrimmage Yards**-- 246, K. Hunt, K.C. at N.E., 9/7, (Rush 17-148, Rec 5-98)  
**Longest Punt**-- 62, Kaser, LA-C at Denv., 9/11  
**Punts**-- 6, (7 times in Non-Overtime Games)  
**Field Goals Made**-- 4, Tavecchio, Oak. at Tenn., 9/10, (4-4, 52 lg)  
**Longest Field Goal**-- 52, (3 times in Non-Overtime Games)

**NFC / SINGLE-GAME HIGHS / PLAYERS**

**Most Points**-- 14, Zuerlein, LA-R vs. Ind., 9/10, (0 td, 3 fg, 5 xp, 0 2pt)  
**Passing Yards**-- 346, Bradford, Minn. vs. N.O., 9/11, (27-32, 346, 3 td, 0 int)  
**Longest Pass**-- 88, Ryan, Atl. at Chi., 9/10, (to Hooper, Austin, td)  
**Passing Touchdowns**-- 4, Stafford, Det. vs. Ariz., 9/10, (29-41, 292, 4 td, 1 int)  
**Rushing Yards**-- 127, Cook, Minn. vs. N.O., 9/11, (22-127, 0 td)  
**Rushing Attempts**-- 24, E. Elliott, Dal. vs. NY-G, 9/10, (24-104, 0 td)  
**Longest Rush**-- 46, Cohen, Chi. vs. Atl., 9/10  
**Receptions**-- 10, Tate, Det. vs. Ariz., 9/10, (10-107, 0 td)  
**Receiving Yards**-- 157, Thielen, Minn. vs. N.O., 9/11, (9-157, 0 td)  
**Kickoff Return Yards**-- 108, McKinnon, Minn. vs. N.O., 9/11, (4-108, 0 td)  
**Kickoff Returns**-- 4, McKinnon, Minn. vs. N.O., 9/11, (4-108, 0 td)  
**Longest Kickoff Return**-- 43, Lockett, Sea. at G.B., 9/10  
**Punt Return Yards**-- 48, Agnew, Det. vs. Ariz., 9/10, (3-48, 0 fc, 0 td)  
**Punt Returns**-- 3, (4 times in Non-Overtime Games)  
**Longest Punt Return**-- 24, Agnew, Det. vs. Ariz., 9/10  
**Interceptions**-- 1, (12 times in Non-Overtime Games)  
**Longest Interception Return**-- 82, Bethel, Ariz. at Det., 9/10, td  
**Sacks**-- 2.0, (4 times in Non-Overtime Games)  
**Scrimmage Yards**-- 157, Thielen, Minn. vs. N.O., 9/11, (Rush 0-0, Rec 9-157)  
**Longest Punt**-- 69, O'Donnell, Chi. vs. Atl., 9/10  
**Punts**-- 6, Ryan, Sea. at G.B., 9/10, (6-275, 45.8)  
**Punts**-- 6, Wing, NY-G at Dal., 9/10, (6-269, 44.8)  
**Field Goals Made**-- 4, Bailey, Dal. vs. NY-G, 9/10, (4-4, 48 lg)  
**Field Goals Made**-- 4, Lutz, N.O. at Minn., 9/11, (4-4, 43 lg)  
**Longest Field Goal**-- 58, Prater, Det. vs. Ariz., 9/10

**WEEK 1 / THROUGH MONDAY, SEPTEMBER 11, 2017**

**NFL / SINGLE-GAME HIGHS / PLAYERS**

**Most Points**-- 18, Gillislee, N.E. vs. K.C., 9/7, (3 td, 0 fg, 0 xp, 0 2pt)  
**Most Points**-- 18, K. Hunt, K.C. at N.E., 9/7, (3 td, 0 fg, 0 xp, 0 2pt)  
**Passing Yards**-- 368, A. Smith, K.C. at N.E., 9/7, (28-35, 368, 4 td, 0 int)  
**Longest Pass**-- 88, Ryan, Atl. at Chi., 9/10, (to Hooper, Austin, td)  
**Passing Touchdowns**-- 4, A. Smith, K.C. at N.E., 9/7, (28-35, 368, 4 td, 0 int)  
**Passing Touchdowns**-- 4, Stafford, Det. vs. Ariz., 9/10, (29-41, 292, 4 td, 1 int)  
**Rushing Yards**-- 148, K. Hunt, K.C. at N.E., 9/7, (17-148, 1 td)  
**Rushing Attempts**-- 26, Fournette, Jax at Hou., 9/10, (26-100, 1 td)  
**Longest Rush**-- 58, K. Hunt, K.C. at N.E., 9/7  
**Receptions**-- 11, Brown, Pitt. at Clev., 9/10, (11-182, 0 td)  
**Receiving Yards**-- 182, Brown, Pitt. at Clev., 9/10, (11-182, 0 td)  
**Kickoff Return Yards**-- 108, McKinnon, Minn. vs. N.O., 9/11, (4-108, 0 td)  
**Kickoff Returns**-- 4, Thomas, K.C. at N.E., 9/7, (4-86, 0 td)  
**Kickoff Returns**-- 4, McKinnon, Minn. vs. N.O., 9/11, (4-108, 0 td)  
**Longest Kickoff Return**-- 43, Lockett, Sea. at G.B., 9/10  
**Punt Return Yards**-- 48, Agnew, Det. vs. Ariz., 9/10, (3-48, 0 fc, 0 td)  
**Punt Return Yards**-- 48, McKenzie, Denv. vs. LA-C, 9/11, (3-48, 0 fc, 0 td)  
**Punt Returns**-- 4, Tate, Buff. vs. NY-J, 9/10, (4-35, 0 fc, 0 td)  
**Longest Punt Return**-- 31, McKenzie, Denv. vs. LA-C, 9/11  
**Interceptions**-- 1, (25 times in Non-Overtime Games)  
**Longest Interception Return**-- 82, Bethel, Ariz. at Det., 9/10, td  
**Sacks**-- 4.0, Campbell, Jax at Hou., 9/10  
**Scrimmage Yards**-- 246, K. Hunt, K.C. at N.E., 9/7, (Rush 17-148, Rec 5-98)  
**Longest Punt**-- 69, O'Donnell, Chi. vs. Atl., 9/10  
**Punts**-- 6, (9 times in Non-Overtime Games)  
**Field Goals Made**-- 4, (3 times in Non-Overtime Games)  
**Longest Field Goal**-- 58, Prater, Det. vs. Ariz., 9/10

**300-Yard Passing Games**

368, A. Smith, KC at NE 09/07 (28-35, 4 TD)  
346, Bradford, MIN vs. NO 09/11 (27-32, 3 TD)  
321, Ryan, ATL at CHI 09/10 (21-30, 1 TD)  
311, A. Rodgers, GB vs. SEA 09/10 (28-42, 1 TD)  
307, Wentz, PHI at WAS 09/10 (26-39, 2 TD)  
306, Goff, LAR vs. IND 09/10 (21-29, 1 TD)

**100-Yard Receiving Games**

182, Brown, PIT at CLE 09/10 (11 rec., 0 TD)  
157, Thielen, MIN vs. NO 09/11 (9 rec., 0 TD)  
133, Hill, KC at NE 09/07 (7 rec., 1 TD)  
128, Hooper, ATL at CHI 09/10 (2 rec., 1 TD)  
107, Tate, DET vs. ARI 09/10 (10 rec., 0 TD)  
100, Amendola, NE vs. KC 09/07 (6 rec., 0 TD)

**100-Yard Rushing Games**

148, K. Hunt, KC at NE 09/07 (17 att., 1 TD)  
127, Cook, MIN vs. NO 09/11 (22 att., 0 TD)  
110, McCoy, BUF vs. NYJ 09/10 (22 att., 0 TD)  
104, E. Elliott, DAL vs. NYG 09/10 (24 att., 0 TD)  
100, Fournette, JAX at HOU 09/10 (26 att., 1 TD)

**WEEK 1 / THROUGH MONDAY, SEPTEMBER 11, 2017****AFC / LEADING PASSERS**

Player, Team	Att	Comp	Pct		Avg			Pct			Pct Rating	
			Comp	Yds	Gain	TD	TD	Long	Int	Int	Points	
A. Smith, K.C.	35	28	80.0	368	10.51	4	11.4	78t	0	0.0	148.6	
Carr, Oak.	32	22	68.8	262	8.19	2	6.3	25	0	0.0	114.3	
Rivers, LA-C	33	22	66.7	192	5.82	3	9.1	38t	1	3.0	99.6	
Roethlisberger, Pit.	36	24	66.7	263	7.31	2	5.6	50	1	2.8	95.0	
Siemian, Den.	28	17	60.7	219	7.82	2	7.1	44	1	3.6	94.2	
Taylor, Buf.	28	16	57.1	224	8.00	2	7.1	47	1	3.6	92.0	
Bortles, Jac.	21	11	52.4	125	5.95	1	4.8	20	0	0.0	86.4	
*Kizer, Cle.	30	20	66.7	222	7.40	1	3.3	29	1	3.3	85.7	
Mariota, Ten.	41	25	61.0	256	6.24	0	0.0	24	0	0.0	78.9	
Flacco, Bal.	17	9	52.9	121	7.12	1	5.9	48t	1	5.9	71.0	
Brady, N.E.	36	16	44.4	267	7.42	0	0.0	54	0	0.0	70.0	
*Watson, Hou.	23	12	52.2	102	4.43	1	4.3	26	1	4.3	60.4	
McCown, NY-J	39	26	66.7	187	4.79	0	0.0	25	2	5.1	56.3	
Tolzien, Ind.	18	9	50.0	128	7.11	0	0.0	32	2	11.1	33.8	
Dalton, Cin.	31	16	51.6	170	5.48	0	0.0	39	4	12.9	28.4	

**AFC / LEADING PASSERS, RANKS**

Player, Team	Att	Comp	Pct		Avg			Pct			Pct Rating	
			Comp	Yds	Gain	TD	TD	Long	Int	Int	Points	
A. Smith, K.C.	5	1	1	1	1	1	1		1t	1t	1	
Carr, Oak.	7	5t	2	4	2	3t	5		1t	1t	2	
Rivers, LA-C	6	5t	3t	9	12	2	2		6t	7	3	
Roethlisberger, Pit.	3t	4	3t	3	7	3t	7		6t	6	4	
Siemian, Den.	10t	8	8	8	4	3t	3t		6t	9t	5	
Taylor, Buf.	10t	9t	9	6	3	3t	3t		6t	9t	6	
Bortles, Jac.	13	13	11	13	11	7t	8		1t	1t	7	
*Kizer, Cle.	9	7	3t	7	6	7t	10		6t	8	8	
Mariota, Ten.	1	3	7	5	10	11t	11t		1t	1t	9	
Flacco, Bal.	15	14t	10	14	8	7t	6		6t	13	10	
Brady, N.E.	3t	9t	15	2	5	11t	11t		1t	1t	11	
*Watson, Hou.	12	12	12	15	15	7t	9		6t	11	12	
McCown, NY-J	2	2	3t	10	14	11t	11t		13t	12	13	
Tolzien, Ind.	14	14t	14	12	9	11t	11t		13t	14	14	
Dalton, Cin.	8	9t	13	11	13	11t	11t		15	15	15	



**WEEK 1 / THROUGH MONDAY, SEPTEMBER 11, 2017****AFC / FOURTH-QUARTER PASSING LEADERS**

Rank	Player, Team	Att	Comp	Comp%	Yards	YPA	TD	TD%	Int	Int%	Rating
1)	A. Smith, K.C.	9	7	77.8	138	15.33	1	11.1	0	0.0	155.8
2)	Carr, Oak.	8	6	75.0	82	10.25	1	12.5	0	0.0	146.9
3)	*Kizer, Cle.	9	6	66.7	78	8.67	1	11.1	0	0.0	130.8
4)	Rivers, LA-C	19	14	73.7	132	6.95	2	10.5	0	0.0	127.5
5)	Brissett, Ind.	3	2	66.7	51	17.00	0	0.0	0	0.0	109.7
6)	Taylor, Buf.	3	2	66.7	26	8.67	0	0.0	0	0.0	93.8
7)	Mariota, Ten.	16	8	50.0	82	5.13	0	0.0	0	0.0	65.1
8)	Roethlisberger, Pit.	10	7	70.0	87	8.70	0	0.0	1	10.0	57.1
9)	Siemian, Den.	3	1	33.3	44	14.67	0	0.0	1	33.3	42.4
10)	Brady, N.E.	10	3	30.0	35	3.50	0	0.0	0	0.0	41.7
11)	Bortles, Jac.	4	1	25.0	11	2.75	0	0.0	0	0.0	39.6
12)	*Watson, Hou.	11	6	54.5	62	5.64	0	0.0	1	9.1	33.1
13)	Dalton, Cin.	11	5	45.5	78	7.09	0	0.0	1	9.1	31.6
14)	McCown, NY-J	10	4	40.0	20	2.00	0	0.0	2	20.0	8.3

**AFC / THIRD-DOWN PASSING LEADERS**

Rank	Player, Team	Att	Comp	Comp%	Yards	YPA	TD	TD%	Int	Int%	Rating
1)	A. Smith, K.C.	6	5	83.3	38	6.33	1	16.7	0	0.0	132.6
2)	Flacco, Bal.	5	2	40.0	56	11.20	1	20.0	0	0.0	121.7
3)	Mariota, Ten.	12	8	66.7	106	8.83	0	0.0	0	0.0	94.4
4)	Carr, Oak.	7	4	57.1	52	7.43	0	0.0	0	0.0	80.7
5)	Taylor, Buf.	9	6	66.7	55	6.11	1	11.1	1	11.1	80.6
6)	Siemian, Den.	12	7	58.3	69	5.75	2	16.7	1	8.3	79.5
7)	Roethlisberger, Pit.	10	6	60.0	55	5.50	2	20.0	1	10.0	75.0
8)	*Kizer, Cle.	7	4	57.1	42	6.00	0	0.0	0	0.0	74.7
9)	Brady, N.E.	11	5	45.5	61	5.55	0	0.0	0	0.0	63.1
10)	McCown, NY-J	13	9	69.2	61	4.69	0	0.0	1	7.7	47.3
11)	Bortles, Jac.	10	3	30.0	41	4.10	0	0.0	0	0.0	44.2
12)	Dalton, Cin.	9	4	44.4	57	6.33	0	0.0	2	22.2	25.9
13)	Rivers, LA-C	11	6	54.5	33	3.00	0	0.0	1	9.1	22.2
14)	Tolzien, Ind.	8	1	12.5	-4	-0.50	0	0.0	1	12.5	0.0

**WEEK 1 / THROUGH MONDAY, SEPTEMBER 11, 2017****AFC / LEADING RUSHERS**

Rank	Player, Team	Att	Yards	Avg	Long	TD
1)	*K. Hunt, K.C.	17	148	8.7	58	1
2)	McCoy, Buf.	22	110	5.0	27	0
3)	*Fournette, Jac.	26	100	3.8	17	1
4)	C. Anderson, Den.	20	81	4.1	18	0
5)	West, Bal.	19	80	4.2	11	1
6)	Lynch, Oak.	18	76	4.2	14	0
7)	Allen, Bal.	21	71	3.4	17	0
8)	L. Miller, Hou.	17	65	3.8	8	0
9)	Gordon, LA-C	18	54	3.0	21	0
10)	Gillislee, N.E.	15	45	3.0	16	3
11)	Murray, Ten.	12	44	3.7	21	0
12t)	Gore, Ind.	10	42	4.2	16	0
12t)	Ivory, Jac.	9	42	4.7	17	0
12t)	Tolbert, Buf.	12	42	3.5	16	1
15t)	Bernard, Cin.	7	40	5.7	23	0
15t)	Charles, Den.	10	40	4.0	12	0
17t)	Taylor, Buf. (QB)	8	38	4.8	14	0
17t)	White, N.E.	10	38	3.8	10	0
19)	Crowell, Cle.	17	33	1.9	6	0
20)	Bell, Pit.	10	32	3.2	15	0
21t)	Hill, Cin.	6	26	4.3	12	0
21t)	Mariota, Ten. (QB)	3	26	8.7	15	1
23)	Henry, Ten.	6	25	4.2	8	0
24)	*Mack, Ind.	10	24	2.4	24	1
25t)	Powell, NY-J	7	22	3.1	11	0
25t)	Richard, Oak.	5	22	4.4	9	0
27)	West, K.C.	1	21	21.0	21t	1
28)	Siemian, Den. (QB)	6	19	3.2	8	1
29t)	Hogan, N.E. (WR)	3	17	5.7	13	0
29t)	*Kizer, Cle. (QB)	5	17	3.4	11	1
31t)	Forte, NY-J	6	16	2.7	8	0
31t)	*Watson, Hou. (QB)	2	16	8.0	9	0
33)	Burkhead, N.E.	3	15	5.0	14	0
34)	Bortles, Jac. (QB)	3	13	4.3	15	0
35)	*Conner, Pit.	4	11	2.8	5	0
36)	Oliver, LA-C	4	10	2.5	6	0
37t)	Lewis, N.E.	2	9	4.5	5	0
37t)	*Mixon, Cin.	8	9	1.1	8	0
39)	Ervin, Hou.	3	8	2.7	6	0
40t)	*Dayes, Cle.	3	7	2.3	3	0
40t)	Turbin, Ind.	2	7	3.5	5	0
42t)	Hill, K.C. (WR)	2	5	2.5	4	0
42t)	Patterson, Oak. (WR)	1	5	5.0	5	0
44t)	*Foreman, Hou.	1	4	4.0	4	0
44t)	Kelce, K.C. (TE)	1	4	4.0	4	0
44t)	Thomas, K.C. (WR)	1	4	4.0	4	0
44t)	Washington, Oak.	3	4	1.3	4	0
44t)	Woodhead, Bal.	1	4	4.0	4	0
49)	A. Smith, K.C. (QB)	5	3	0.6	7	0
50t)	Campanaro, Bal. (WR)	1	2	2.0	2	0
50t)	Carr, Oak. (QB)	2	2	1.0	3	0
50t)	Dalton, Cin. (QB)	1	2	2.0	2	0
50t)	Tolzien, Ind. (QB)	2	2	1.0	3	0

**AFC / THIRD-AND-ONE RUSHING LEADERS**

Rank	Player, Team	Att	FD	Pct
1t)	West, Bal.	2	2	100.0
1t)	Charles, Den.	1	1	100.0
1t)	Dalton, Cin.	1	1	100.0
1t)	*K. Hunt, K.C.	1	1	100.0
1t)	*Kizer, Cle.	1	1	100.0

**WEEK 1 / THROUGH MONDAY, SEPTEMBER 11, 2017****AFC / LEADERS IN RECEPTIONS**

Rank	Player, Team	Rec	Yards	Avg	Long	TD
1)	Brown, Pit.	11	182	16.5	50	0
2t)	Hill, K.C.	7	133	19.0	75t	1
2t)	Walker, Ten. (TE)	7	76	10.9	23	0
2t)	Kearse, NY-J	7	59	8.4	18	0
2t)	Hopkins, Hou.	7	55	7.9	12	1
6t)	Amendola, N.E.	6	100	16.7	27	0
6t)	Crabtree, Oak.	6	83	13.8	25	0
6t)	*Davis, Ten.	6	69	11.5	23	0
6t)	James, Pit. (TE)	6	41	6.8	19	2
10t)	*K. Hunt, K.C. (RB)	5	98	19.6	78t	2
10t)	Green, Cin.	5	74	14.8	27	0
10t)	Matthews, Ten.	5	71	14.2	24	0
10t)	De. Thomas, Den.	5	67	13.4	29	0
10t)	Cooper, Oak.	5	62	12.4	23	1
10t)	J. Cook, Oak. (TE)	5	56	11.2	22	0
10t)	Ty. Williams, LA-C	5	54	10.8	14	0
10t)	C. Coleman, Cle.	5	53	10.6	23	1
10t)	McCoy, Buf. (RB)	5	49	9.8	21	0
10t)	Kelce, K.C. (TE)	5	40	8.0	14	0
10t)	A. Wilson, K.C.	5	37	7.4	13	0
10t)	Allen, LA-C	5	35	7.0	9	1
10t)	Gordon, LA-C (RB)	5	25	5.0	11t	1
10t)	Powell, NY-J (RB)	5	17	3.4	8	0
24t)	C. Clay, Buf. (TE)	4	53	13.3	35	1
24t)	Fiedorowicz, Hou. (TE)	4	46	11.5	15	0
24t)	DeValve, Cle. (TE)	4	42	10.5	21	0
24t)	Anderson, NY-J	4	22	5.5	11	0
24t)	Ervin, Hou. (RB)	4	18	4.5	6	0
29t)	Cooks, N.E.	3	88	29.3	54	0
29t)	Hilton, Ind.	3	57	19.0	32	0
29t)	Benjamin, LA-C	3	43	14.3	38t	1
29t)	Hurns, Jac.	3	42	14.0	20	0
29t)	Derby, Den. (TE)	3	34	11.3	13	0
29t)	Tye, NY-J (TE)	3	34	11.3	21	0
29t)	Woodhead, Bal. (RB)	3	33	11.0	13	0
29t)	White, N.E. (RB)	3	30	10.0	26	0
29t)	Sanders, Den.	3	26	8.7	20	0
29t)	*Fournette, Jac. (RB)	3	24	8.0	12	0
29t)	LaFell, Cin.	3	24	8.0	13	0
29t)	Fowler, Den.	3	21	7.0	10	2
29t)	Forte, NY-J (RB)	3	20	6.7	12	0
29t)	Bell, Pit. (RB)	3	15	5.0	10	0
29t)	*Mixon, Cin. (RB)	3	15	5.0	9	0
29t)	Decker, Ten.	3	10	3.3	8	0
45t)	Matthews, Buf.	2	61	30.5	47	0
45t)	Maclin, Bal.	2	56	28.0	48t	1
45t)	Conley, K.C.	2	43	21.5	25	0
45t)	Doyle, Ind. (TE)	2	41	20.5	21	0
45t)	Crowell, Cle. (RB)	2	33	16.5	23	0
45t)	Gronkowski, N.E. (TE)	2	33	16.5	17	0
45t)	Louis, Cle.	2	32	16.0	29	0
45t)	L. Miller, Hou. (RB)	2	31	15.5	26	0
45t)	Tomlinson, NY-J (TE)	2	25	12.5	25	0
45t)	D. Johnson, Cle. (RB)	2	20	10.0	14	0
45t)	*Njoku, Cle. (TE)	2	20	10.0	13	0
45t)	*Ekeler, LA-C (RB)	2	18	9.0	11	0
45t)	Washington, Oak. (RB)	2	18	9.0	13	0
45t)	Gates, LA-C (TE)	2	17	8.5	11	0
45t)	Murray, Ten. (RB)	2	16	8.0	12	0
45t)	Harris, K.C. (TE)	2	15	7.5	8	1
45t)	Anderson, Hou. (TE)	2	14	7.0	11	0
45t)	Bryant, Pit.	2	14	7.0	14	0
45t)	*Taylor, Ten.	2	14	7.0	10	0
45t)	Rogers, Pit.	2	11	5.5	9	0
45t)	*Stewart, NY-J	2	10	5.0	8	0
45t)	*Dayes, Cle. (RB)	2	9	4.5	8	0

**WEEK 1 / THROUGH MONDAY, SEPTEMBER 11, 2017****AFC / RECEIVING YARDAGE LEADERS**

Rank	Player, Team	Yards	Rec	Avg	Long	TD
1)	Brown, Pit.	182	11	16.5	50	0
2)	Hill, K.C.	133	7	19.0	75t	1
3)	Amendola, N.E.	100	6	16.7	27	0
4)	*K. Hunt, K.C. (RB)	98	5	19.6	78t	2
5)	Cooks, N.E.	88	3	29.3	54	0
6)	Crabtree, Oak.	83	6	13.8	25	0
7)	Walker, Ten. (TE)	76	7	10.9	23	0
8)	Green, Cin.	74	5	14.8	27	0
9)	Matthews, Ten.	71	5	14.2	24	0
10)	*Davis, Ten.	69	6	11.5	23	0
11)	De. Thomas, Den.	67	5	13.4	29	0
12)	Cooper, Oak.	62	5	12.4	23	1
13)	Matthews, Buf.	61	2	30.5	47	0
14)	Kearse, NY-J	59	7	8.4	18	0
15)	Hilton, Ind.	57	3	19.0	32	0
16t)	J. Cook, Oak. (TE)	56	5	11.2	22	0
16t)	Maclin, Bal.	56	2	28.0	48t	1
18)	Hopkins, Hou.	55	7	7.9	12	1
19)	Ty. Williams, LA-C	54	5	10.8	14	0
20t)	C. Clay, Buf. (TE)	53	4	13.3	35	1
20t)	C. Coleman, Cle.	53	5	10.6	23	1
22)	Moncrief, Ind.	50	1	50.0	50	0
23)	McCoy, Buf. (RB)	49	5	9.8	21	0
24)	Fiedorowicz, Hou. (TE)	46	4	11.5	15	0
25)	Green, Den. (TE)	44	1	44.0	44	0
26t)	Benjamin, LA-C	43	3	14.3	38t	1
26t)	Conley, K.C.	43	2	21.5	25	0
28t)	DeValve, Cle. (TE)	42	4	10.5	21	0
28t)	Hurns, Jac.	42	3	14.0	20	0
30t)	Doyle, Ind. (TE)	41	2	20.5	21	0
30t)	James, Pit. (TE)	41	6	6.8	19	2
32)	Kelce, K.C. (TE)	40	5	8.0	14	0
33)	Bernard, Cin. (RB)	39	1	39.0	39	0
34)	A. Wilson, K.C.	37	5	7.4	13	0
35)	Allen, LA-C	35	5	7.0	9	1
36t)	Derby, Den. (TE)	34	3	11.3	13	0
36t)	Tye, NY-J (TE)	34	3	11.3	21	0
38t)	Crowell, Cle. (RB)	33	2	16.5	23	0
38t)	Gronkowski, N.E. (TE)	33	2	16.5	17	0
38t)	Woodhead, Bal. (RB)	33	3	11.0	13	0
41)	Louis, Cle.	32	2	16.0	29	0
42)	L. Miller, Hou. (RB)	31	2	15.5	26	0
43)	White, N.E. (RB)	30	3	10.0	26	0
44)	Sanders, Den.	26	3	8.7	20	0
45t)	Gordon, LA-C (RB)	25	5	5.0	11t	1
45t)	Tomlinson, NY-J (TE)	25	2	12.5	25	0
47t)	*Fournette, Jac. (RB)	24	3	8.0	12	0
47t)	LaFell, Cin.	24	3	8.0	13	0
49t)	Anderson, NY-J	22	4	5.5	11	0
49t)	O'Leary, Buf. (TE)	22	1	22.0	22	0

**WEEK 1 / THROUGH MONDAY, SEPTEMBER 11, 2017****AFC / THIRD-DOWN RECEIVING LEADERS**

Rank	Player, Team	Rec	Yards	Avg	Long	TD
1t)	Matthews, Ten.	3	52	17.3	24	0
1t)	*Davis, Ten.	3	34	11.3	23	0
1t)	Kearse, NY-J	3	34	11.3	18	0
1t)	Brown, Pit.	3	30	10.0	12	0
1t)	James, Pit. (TE)	3	25	8.3	19	2
1t)	Hill, K.C.	3	24	8.0	12	0
1t)	Allen, LA-C	3	22	7.3	9	0
1t)	Fowler, Den.	3	21	7.0	10	2
1t)	C. Clay, Buf. (TE)	3	18	6.0	13	1
10t)	De. Thomas, Den.	2	35	17.5	29	0
10t)	Cooper, Oak.	2	34	17.0	23	0
10t)	Gronkowski, N.E. (TE)	2	33	16.5	17	0
10t)	Amendola, N.E.	2	27	13.5	22	0
10t)	McCoy, Buf. (RB)	2	23	11.5	18	0
10t)	LaFell, Cin.	2	19	9.5	13	0
10t)	DeValve, Cle. (TE)	2	15	7.5	9	0
10t)	Anderson, Hou. (TE)	2	14	7.0	11	0
10t)	Anderson, NY-J	2	8	4.0	4	0
10t)	Powell, NY-J (RB)	2	5	2.5	5	0
20t)	Maclin, Bal.	1	48	48.0	48t	1
20t)	Green, Cin.	1	27	27.0	27	0
20t)	A. Robinson, Jac.	1	17	17.0	17	0
20t)	D. Johnson, Cle. (RB)	1	14	14.0	14	0
20t)	Matthews, Buf.	1	14	14.0	14	0
20t)	Hurns, Jac.	1	13	13.0	13	0
20t)	*Njoku, Cle. (TE)	1	13	13.0	13	0
20t)	J. Cook, Oak. (TE)	1	12	12.0	12	0
20t)	Forte, NY-J (RB)	1	12	12.0	12	0
20t)	Boyd, Cin.	1	11	11.0	11	0
20t)	Ivory, Jac. (RB)	1	11	11.0	11	0
20t)	*Taylor, Ten.	1	10	10.0	10	0
20t)	Walker, Ten. (TE)	1	10	10.0	10	0
20t)	Derby, Den. (TE)	1	9	9.0	9	0
20t)	Ty. Williams, LA-C	1	9	9.0	9	0
20t)	Hopkins, Hou.	1	8	8.0	8	0
20t)	Woodhead, Bal. (RB)	1	8	8.0	8	0
20t)	Harris, K.C. (TE)	1	7	7.0	7t	1
20t)	Kelce, K.C. (TE)	1	7	7.0	7	0
20t)	Richard, Oak. (RB)	1	6	6.0	6	0
20t)	L. Miller, Hou. (RB)	1	5	5.0	5	0
20t)	Sanders, Den.	1	4	4.0	4	0
20t)	Turbin, Ind. (RB)	1	-4	-4.0	-4	0
20t)	Gordon, LA-C (RB)	1	3	3.0	3	0
20t)	*Stewart, NY-J	1	2	2.0	2	0
20t)	Benjamin, LA-C	1	-1	-1.0	-1	0
20t)	Hazel, Ind.	1	1	1.0	1	0
20t)	White, N.E. (RB)	1	1	1.0	1	0



**WEEK 1 / THROUGH MONDAY, SEPTEMBER 11, 2017****AFC / LEADING SCORERS, NONKICKERS**

Rank	Player, Team	TD	Rush	Rec	Ret	X2	Pts
1t)	Gillislee, N.E. (RB)	3	3	0	0	0	18
1t)	*K. Hunt, K.C. (RB)	3	1	2	0	0	18
3t)	Fowler, Den. (WR)	2	0	2	0	0	12
3t)	James, Pit. (TE)	2	0	2	0	0	12
5t)	Allen, LA-C (WR)	1	0	1	0	0	6
5t)	Benjamin, LA-C (WR)	1	0	1	0	0	6
5t)	Bohanon, Jac. (RB)	1	0	1	0	0	6
5t)	Chickillo, Pit. (LB)	1	0	0	1	0	6
5t)	C. Clay, Buf. (TE)	1	0	1	0	0	6
5t)	C. Coleman, Cle. (WR)	1	0	1	0	0	6
5t)	Cooper, Oak. (WR)	1	0	1	0	0	6
5t)	*Fournette, Jac. (RB)	1	1	0	0	0	6
5t)	Fowler, Jac. (DE)	1	0	0	1	0	6
5t)	Gordon, LA-C (RB)	1	0	1	0	0	6
5t)	Harris, K.C. (TE)	1	0	1	0	0	6
5t)	Hill, K.C. (WR)	1	0	1	0	0	6
5t)	Holmes, Buf. (WR)	1	0	1	0	0	6
5t)	Hopkins, Hou. (WR)	1	0	1	0	0	6
5t)	*Kizer, Cle. (QB)	1	1	0	0	0	6
5t)	*Mack, Ind. (RB)	1	1	0	0	0	6
5t)	Maclin, Bal. (WR)	1	0	1	0	0	6
5t)	Mariota, Ten. (QB)	1	1	0	0	0	6
5t)	McCown, NY-J (QB)	1	1	0	0	0	6
5t)	Roberts, Oak. (WR)	1	0	1	0	0	6
5t)	Siemian, Den. (QB)	1	1	0	0	0	6
5t)	Tolbert, Buf. (RB)	1	1	0	0	0	6
5t)	West, K.C. (RB)	1	1	0	0	0	6
5t)	West, Bal. (RB)	1	1	0	0	0	6

**AFC / LEADING SCORERS, KICKERS**

Rank	Player, Team	PAT	FG	Pct	Long	Pts
1)	Tavecchio, Oak.	2/ 2	4/ 4	1.000	52	14
2)	Myers, Jac.	2/ 3	3/ 4	.750	42	11
3)	Succop, Ten.	1/ 1	3/ 4	.750	52	10
4)	Gostkowski, N.E.	3/ 3	2/ 2	1.000	32	9
5)	Tucker, Bal.	2/ 2	2/ 2	1.000	25	8
6t)	Catanzaro, NY-J	0/ 0	2/ 2	1.000	52	6
6t)	McManus, Den.	3/ 3	1/ 2	.500	20	6
6t)	Santos, K.C.	6/ 6	0/ 0	---	--	6
9)	*Gonzalez, Cle.	1/ 1	1/ 1	1.000	24	4
10t)	Boswell, Pit.	3/ 3	0/ 0	---	--	3
10t)	Hauschka, Buf.	3/ 3	0/ 1	.000	--	3
10t)	*Koo, LA-C	3/ 3	0/ 1	.000	--	3
10t)	Vinatieri, Ind.	0/ 1	1/ 2	.500	20	3
14)	Fairbairn, Hou.	1/ 1	0/ 0	---	--	1

**AFC / TOUCHBACKS ON KICKOFFS**

Rank	Player, Team	TB
1)	Myers, Jac.	6
2t)	McManus, Den.	5
2t)	Tavecchio, Oak.	5
4t)	Santos, K.C.	4
4t)	Tucker, Bal.	4
6t)	Boswell, Pit.	3
6t)	Catanzaro, NY-J	3
6t)	*Gonzalez, Cle.	3
6t)	*Koo, LA-C	3
6t)	Succop, Ten.	3
11t)	Fairbairn, Hou.	2
11t)	Gostkowski, N.E.	2
11t)	Hauschka, Buf.	2
11t)	*Sanchez, Ind.	2
15)	Bullock, Cin.	1

**WEEK 1 / THROUGH MONDAY, SEPTEMBER 11, 2017**

**AFC / MOST YARDS FROM SCRIMMAGE**

Rank	Player, Team	Total			Rushing			Receiving		
		Yards	Att+Rec	Avg	Yards	Att	Avg	Yards	Rec	Avg
1)	*K. Hunt, K.C. (RB)	246	22	11.2	148	17	8.7	98	5	19.6
2)	Brown, Pit. (WR)	182	11	16.5	0	0	---	182	11	16.5
3)	McCoy, Buf. (RB)	159	27	5.9	110	22	5.0	49	5	9.8
4)	Hill, K.C. (WR)	138	9	15.3	5	2	2.5	133	7	19.0
5)	*Fournette, Jac. (RB)	124	29	4.3	100	26	3.8	24	3	8.0
6)	Amendola, N.E. (WR)	100	6	16.7	0	0	---	100	6	16.7
7)	L. Miller, Hou. (RB)	96	19	5.1	65	17	3.8	31	2	15.5
8)	Lynch, Oak. (RB)	92	19	4.8	76	18	4.2	16	1	16.0
9t)	C. Anderson, Den. (RB)	88	21	4.2	81	20	4.1	7	1	7.0
9t)	Cooks, N.E. (WR)	88	3	29.3	0	0	---	88	3	29.3
11)	Crabtree, Oak. (WR)	83	6	13.8	0	0	---	83	6	13.8
12)	West, Bal. (RB)	80	19	4.2	80	19	4.2	0	0	---
13t)	Bernard, Cin. (RB)	79	8	9.9	40	7	5.7	39	1	39.0
13t)	Gordon, LA-C (RB)	79	23	3.4	54	18	3.0	25	5	5.0
15)	Walker, Ten. (TE)	76	7	10.9	0	0	---	76	7	10.9
16)	Green, Cin. (WR)	74	5	14.8	0	0	---	74	5	14.8
17t)	Allen, Bal. (RB)	71	21	3.4	71	21	3.4	0	0	---
17t)	Matthews, Ten. (WR)	71	5	14.2	0	0	---	71	5	14.2
19)	*Davis, Ten. (WR)	69	6	11.5	0	0	---	69	6	11.5
20)	White, N.E. (RB)	68	13	5.2	38	10	3.8	30	3	10.0
21)	De. Thomas, Den. (WR)	67	5	13.4	0	0	---	67	5	13.4
22)	Crowell, Cle. (RB)	66	19	3.5	33	17	1.9	33	2	16.5
23)	Cooper, Oak. (WR)	62	5	12.4	0	0	---	62	5	12.4
24)	Matthews, Buf. (WR)	61	2	30.5	0	0	---	61	2	30.5
25)	Murray, Ten. (RB)	60	14	4.3	44	12	3.7	16	2	8.0
26)	Kearse, NY-J (WR)	59	7	8.4	0	0	---	59	7	8.4
27)	Hilton, Ind. (WR)	57	3	19.0	0	0	---	57	3	19.0
28t)	J. Cook, Oak. (TE)	56	5	11.2	0	0	---	56	5	11.2
28t)	Maclin, Bal. (WR)	56	2	28.0	0	0	---	56	2	28.0
30)	Hopkins, Hou. (WR)	55	7	7.9	0	0	---	55	7	7.9
31t)	Tolbert, Buf. (RB)	54	13	4.2	42	12	3.5	12	1	12.0
31t)	Ty. Williams, LA-C (WR)	54	5	10.8	0	0	---	54	5	10.8
33t)	C. Clay, Buf. (TE)	53	4	13.3	0	0	---	53	4	13.3
33t)	C. Coleman, Cle. (WR)	53	5	10.6	0	0	---	53	5	10.6
33t)	Ivory, Jac. (RB)	53	10	5.3	42	9	4.7	11	1	11.0
36)	Gore, Ind. (RB)	52	11	4.7	42	10	4.2	10	1	10.0
37)	Moncrief, Ind. (WR)	50	1	50.0	0	0	---	50	1	50.0
38)	Bell, Pit. (RB)	47	13	3.6	32	10	3.2	15	3	5.0
39)	Fiedorowicz, Hou. (TE)	46	4	11.5	0	0	---	46	4	11.5
40t)	Gillislee, N.E. (RB)	45	15	3.0	45	15	3.0	0	0	---
40t)	*Mack, Ind. (RB)	45	11	4.1	24	10	2.4	21	1	21.0
42t)	Green, Den. (TE)	44	1	44.0	0	0	---	44	1	44.0
42t)	Kelce, K.C. (TE)	44	6	7.3	4	1	4.0	40	5	8.0
44t)	Benjamin, LA-C (WR)	43	3	14.3	0	0	---	43	3	14.3
44t)	Conley, K.C. (WR)	43	2	21.5	0	0	---	43	2	21.5
46t)	DeValve, Cle. (TE)	42	4	10.5	0	0	---	42	4	10.5
46t)	Hurns, Jac. (WR)	42	3	14.0	0	0	---	42	3	14.0
48t)	Doyle, Ind. (TE)	41	2	20.5	0	0	---	41	2	20.5
48t)	James, Pit. (TE)	41	6	6.8	0	0	---	41	6	6.8
50)	Charles, Den. (RB)	40	10	4.0	40	10	4.0	0	0	---

**WEEK 1 / THROUGH MONDAY, SEPTEMBER 11, 2017****AFC / LEADERS IN FIRST DOWNS**

Rank	Player, Team	Rush	Rec	Tot
1)	*K. Hunt, K.C. (RB)	6	3	9
2)	Brown, Pit. (WR)	0	8	8
3t)	*Fournette, Jac. (RB)	5	1	6
3t)	McCoy, Buf. (RB)	4	2	6
3t)	West, Bal. (RB)	6	0	6
6t)	Gillislee, N.E. (RB)	5	0	5
6t)	Gordon, LA-C (RB)	3	2	5
6t)	Hill, K.C. (WR)	0	5	5
6t)	Lynch, Oak. (RB)	4	1	5
6t)	Walker, Ten. (TE)	0	5	5
11t)	Amendola, N.E. (WR)	0	4	4
11t)	C. Coleman, Cle. (WR)	0	4	4
11t)	J. Cook, Oak. (TE)	0	4	4
11t)	Cooper, Oak. (WR)	0	4	4
11t)	Crabtree, Oak. (WR)	0	4	4
11t)	*Davis, Ten. (WR)	0	4	4
11t)	Fiedorowicz, Hou. (TE)	0	4	4
11t)	Green, Cin. (WR)	0	4	4
11t)	Hopkins, Hou. (WR)	0	4	4
11t)	Kearse, NY-J (WR)	0	4	4
11t)	Matthews, Ten. (WR)	0	4	4
11t)	L. Miller, Hou. (RB)	2	2	4
11t)	Murray, Ten. (RB)	3	1	4
11t)	De. Thomas, Den. (WR)	0	4	4
11t)	Tolbert, Buf. (RB)	3	1	4
11t)	White, N.E. (RB)	3	1	4
11t)	Ty. Williams, LA-C (WR)	0	4	4
11t)	A. Wilson, K.C. (WR)	0	4	4
29t)	Allen, LA-C (WR)	0	3	3
29t)	C. Anderson, Den. (RB)	3	0	3
29t)	Charles, Den. (RB)	3	0	3
29t)	C. Clay, Buf. (TE)	0	3	3
29t)	Cooks, N.E. (WR)	0	3	3
29t)	Derby, Den. (TE)	0	3	3
29t)	Fowler, Den. (WR)	0	3	3
29t)	James, Pit. (TE)	0	3	3
29t)	Kelce, K.C. (TE)	1	2	3
29t)	*Mack, Ind. (RB)	2	1	3
29t)	Taylor, Buf. (QB)	3	0	3
29t)	Woodhead, Bal. (RB)	0	3	3
41t)	Allen, Bal. (RB)	2	0	2
41t)	Bell, Pit. (RB)	1	1	2
41t)	Bernard, Cin. (RB)	1	1	2
41t)	Conley, K.C. (WR)	0	2	2
41t)	Crowell, Cle. (RB)	0	2	2
41t)	DeValve, Cle. (TE)	0	2	2
41t)	Doyle, Ind. (TE)	0	2	2
41t)	Gronkowski, N.E. (TE)	0	2	2
41t)	Hilton, Ind. (WR)	0	2	2
41t)	Hurns, Jac. (WR)	0	2	2
41t)	Ivory, Jac. (RB)	1	1	2
41t)	*Kizer, Cle. (QB)	2	0	2
41t)	Mariota, Ten. (QB)	2	0	2
41t)	Matthews, Buf. (WR)	0	2	2
41t)	Powell, NY-J (RB)	1	1	2
41t)	Richard, Oak. (RB)	1	1	2
41t)	Sanders, Den. (WR)	0	2	2

**WEEK 1 / THROUGH MONDAY, SEPTEMBER 11, 2017****AFC / LEADING PUNTERS**

Rank	Player, Team	No	Yards	Lg	Avg	TB	Blk	Dwn	OB	Opp Ret	In	Net
1)	King, Oak.	3	158	59	52.7	1	0	1	0	1	5	1 44.3
2)	*Sanchez, Ind.	6	302	53	50.3	0	0	0	3	3	15	2 47.8
3)	Edwards, NY-J	6	297	58	49.5	0	0	1	1	4	35	2 43.7
4)	Colquitt, Cle.	5	242	61	48.4	0	1	2	0	3	32	3 35.0
5)	Dixon, Den.	3	144	53	48.0	0	0	0	0	1	-3	2 49.0
6)	Kern, Ten.	4	188	53	47.0	1	0	0	0	2	5	2 40.8
7)	Nortman, Jac.	4	187	61	46.8	1	0	0	1	1	21	0 36.5
8)	Kaser, LA-C	5	230	62	46.0	0	0	1	1	3	48	2 36.4
9)	Berry, Pit.	6	275	59	45.8	0	0	0	2	3	34	0 40.2
10)	Colquitt, K.C.	6	262	59	43.7	0	0	1	0	1	8	3 42.3
11)	Lechler, Hou.	5	216	54	43.2	0	0	0	1	1	7	2 41.8
12)	Schmidt, Buf.	6	257	55	42.8	1	0	0	0	3	27	1 35.0
13)	Huber, Cin.	5	212	53	42.4	0	0	0	1	3	23	1 37.8
14)	Koch, Bal.	6	250	52	41.7	0	0	0	1	3	14	2 39.3
15)	R. Allen, N.E.	6	242	54	40.3	0	0	0	2	4	10	2 38.7

**AFC / LEADING PUNTERS, NET AVERAGE**

Rank	Player, Team	No	Yards	Lg	Avg	TB	Blk	Dwn	OB	Opp Ret	In	Net
1)	Dixon, Den.	3	144	53	48.0	0	0	0	0	1	-3	2 49.0
2)	*Sanchez, Ind.	6	302	53	50.3	0	0	0	3	3	15	2 47.8
3)	King, Oak.	3	158	59	52.7	1	0	1	0	1	5	1 44.3
4)	Edwards, NY-J	6	297	58	49.5	0	0	1	1	4	35	2 43.7
5)	Colquitt, K.C.	6	262	59	43.7	0	0	1	0	1	8	3 42.3
6)	Lechler, Hou.	5	216	54	43.2	0	0	0	1	1	7	2 41.8
7)	Kern, Ten.	4	188	53	47.0	1	0	0	0	2	5	2 40.8
8)	Berry, Pit.	6	275	59	45.8	0	0	0	2	3	34	0 40.2
9)	Koch, Bal.	6	250	52	41.7	0	0	0	1	3	14	2 39.3
10)	R. Allen, N.E.	6	242	54	40.3	0	0	0	2	4	10	2 38.7
11)	Huber, Cin.	5	212	53	42.4	0	0	0	1	3	23	1 37.8
12)	Nortman, Jac.	4	187	61	46.8	1	0	0	1	1	21	0 36.5
13)	Kaser, LA-C	5	230	62	46.0	0	0	1	1	3	48	2 36.4
14t)	Colquitt, Cle.	5	242	61	48.4	0	1	2	0	3	32	3 35.0
14t)	Schmidt, Buf.	6	257	55	42.8	1	0	0	0	3	27	1 35.0

**WEEK 1 / THROUGH MONDAY, SEPTEMBER 11, 2017****AFC / PUNT RETURN LEADERS**

Rank	Player, Team	Ret	FC	Yards	Avg	Long	TD
1)	*McKenzie, Den.	3	0	48	16.0	31	0
2)	*Peppers, Cle.	3	1	34	11.3	25	0
3)	Rogers, Pit.	3	0	32	10.7	13	0
4)	Raymond, NY-J	3	2	27	9.0	25	0
5)	Tate, Buf.	4	0	35	8.8	19	0
6)	Campanaro, Bal.	3	1	23	7.7	15	0
7)	Erickson, Cin.	3	2	14	4.7	12	0
8)	Hill, K.C.	2	0	7	3.5	7	0
9)	Richard, Oak.	2	1	5	2.5	5	0
10)	Thomas, K.C.	2	0	3	1.5	3	0

**AFC / KICKOFF RETURN LEADERS**

Rank	Player, Team	Ret	Yards	Avg	Long	TD
1)	Raymond, NY-J	2	45	22.5	25	0
2)	Thomas, K.C.	4	86	21.5	31	0
3)	Lewis, N.E.	3	49	16.3	26	0

**AFC / LEADERS IN INTERCEPTIONS**

Rank	Player, Team	Int	Yards	Avg	Long	TD
1t)	Gipson, Jac.	1	67	67.0	67	0
1t)	Burris, NY-J	1	48	48.0	48	0
1t)	Mosley, Bal.	1	31	31.0	31	0
1t)	Kindred, Cle.	1	30	30.0	30	0
1t)	Carr, Bal.	1	20	20.0	20	0
1t)	*Watt, Pit.	1	17	17.0	17	0
1t)	Hyde, Buf.	1	12	12.0	12	0
1t)	Webb, Bal.	1	10	10.0	10	0
1t)	J. Smith, Bal.	1	8	8.0	8	0
1t)	Phillips, LA-C	1	4	4.0	4	0
1t)	Poyer, Buf.	1	0	0.0	0	0
1t)	Roby, Den.	1	0	0.0	0	0
1t)	Vigil, Cin.	1	0	0.0	0	0

**AFC / LEADERS IN SACKS**

Rank	Player, Team	Sacks
1)	Campbell, Jac. (DT)	4.0
2t)	Chickillo, Pit. (LB)	2.0
2t)	T. Flowers, N.E. (DE)	2.0
2t)	Houston, K.C. (LB)	2.0
2t)	Ngakoue, Jac. (DE)	2.0
2t)	Suggs, Bal. (LB)	2.0
2t)	*Watt, Pit. (LB)	2.0
8t)	Bosa, LA-C (DE)	1.5
8t)	Ingram, LA-C (DE)	1.5
8t)	McCray, Jac. (DE)	1.5
11t)	Atkins, Cin. (DT)	1.0
11t)	Bailey, K.C. (DE)	1.0
11t)	Barrett, Den. (LB)	1.0
11t)	Fowler, Jac. (DE)	1.0
11t)	Haden, Pit. (DB)	1.0
11t)	Hargrave, Pit. (NT)	1.0
11t)	Heyward, Pit. (DE)	1.0
11t)	Hunt, Ind. (DE)	1.0
11t)	Jackson, Jac. (DT)	1.0
11t)	Jefferson, Bal. (DB)	1.0
11t)	Lee, NY-J (LB)	1.0
11t)	McCain, LA-C (DE)	1.0
11t)	Morgan, Ten. (LB)	1.0
11t)	Nassib, Cle. (DE)	1.0
11t)	Pierce, Bal. (DE)	1.0
11t)	Poyer, Buf. (DB)	1.0
11t)	Z. Smith, Bal. (LB)	1.0
11t)	*Wise, N.E. (DE)	1.0
11t)	Woodyard, Ten. (LB)	1.0
30t)	Davis, NY-J (LB)	0.5
30t)	Edwards, Oak. (DE)	0.5
30t)	Ellis, Oak. (DT)	0.5
30t)	Jones, Jac. (DT)	0.5
30t)	Martin, NY-J (LB)	0.5



**WEEK 1 / THROUGH MONDAY, SEPTEMBER 11, 2017****AFC / FUMBLE RECOVERIES**

Rank	Player, Team	TotRec	OffRec	DefRec
1)	Raymond, NY-J	2	2	0
2t)	Andrews, N.E.	1	1	0
2t)	Brissett, Ind.	1	1	0
2t)	Campanaro, Bal.	1	1	0
2t)	Fowler, Jac.	1	0	1
2t)	George, Ind.	1	0	1
2t)	Hayward, LA-C	1	0	1
2t)	Hill, K.C.	1	1	0
2t)	Jones, Jac.	1	0	1
2t)	McCourty, N.E.	1	0	1
2t)	Ngakoue, Jac.	1	0	1
2t)	*Peppers, Cle.	1	1	0
2t)	Pierce, Bal.	1	0	1
2t)	Tolzien, Ind.	1	1	0

**AFC / OFFENSIVE FUMBLE RECOVERIES**

Rank	Player, Team	Ret	Yards	Avg	Long	TD
1)	Raymond, NY-J	2	0	0.0	0	0
2t)	Andrews, N.E.	1	0	0.0	0	0
2t)	Brissett, Ind.	1	0	0.0	0	0
2t)	Campanaro, Bal.	1	0	0.0	0	0
2t)	Hill, K.C.	1	0	0.0	0	0
2t)	*Peppers, Cle.	1	0	0.0	0	0
2t)	Tolzien, Ind.	1	0	0.0	0	0

**AFC / DEFENSIVE FUMBLE RECOVERIES**

Rank	Player, Team	Ret	Yards	Avg	Long	TD
1t)	Fowler, Jac.	1	53	53.0	53t	1
1t)	Hayward, LA-C	1	11	11.0	11	0
1t)	George, Ind.	1	0	0.0	0	0
1t)	Jones, Jac.	1	0	0.0	0	0
1t)	McCourty, N.E.	1	0	0.0	0	0
1t)	Ngakoue, Jac.	1	0	0.0	0	0
1t)	Pierce, Bal.	1	0	0.0	0	0

**WEEK 1 / THROUGH MONDAY, SEPTEMBER 11, 2017****NFC / LEADING PASSERS**

Player, Team	Att	Comp	Pct		Avg			Pct			Pct Rating	
			Comp	Yds	Gain	TD	TD	Long	Int	Int	Points	
Bradford, Min.	32	27	84.4	346	10.81	3	9.4	44	0	0.0	143.0	
Goff, LA-R	29	21	72.4	306	10.55	1	3.4	39	0	0.0	117.9	
Ryan, Atl.	30	21	70.0	321	10.70	1	3.3	88t	0	0.0	116.1	
Stafford, Det.	41	29	70.7	292	7.12	4	9.8	45t	1	2.4	113.1	
Brees, N.O.	37	27	73.0	291	7.86	1	2.7	52	0	0.0	104.7	
Wentz, Phi.	39	26	66.7	307	7.87	2	5.1	58t	1	2.6	96.8	
Prescott, Dal.	39	24	61.5	268	6.87	1	2.6	35	0	0.0	90.5	
Newton, Car.	25	14	56.0	171	6.84	2	8.0	40t	1	4.0	87.3	
Glennon, Chi.	40	26	65.0	213	5.33	1	2.5	22	0	0.0	86.8	
A. Rodgers, G.B.	42	28	66.7	311	7.40	1	2.4	32t	1	2.4	86.5	
Manning, NY-G	38	29	76.3	220	5.79	0	0.0	31	1	2.6	78.8	
Cousins, Was.	40	23	57.5	240	6.00	1	2.5	34	1	2.5	72.9	
Hoyer, S.F.	35	24	68.6	193	5.51	0	0.0	22	1	2.9	70.3	
Wilson, Sea.	27	14	51.9	158	5.85	0	0.0	34	0	0.0	69.7	
Palmer, Ariz	48	27	56.3	269	5.60	1	2.1	33	3	6.3	53.2	

**NFC / LEADING PASSERS, RANKS**

Player, Team	Att	Comp	Pct		Avg			Pct			Pct Rating	
			Comp	Yds	Gain	TD	TD	Long	Int	Int	Points	
Bradford, Min.	11	4t	1	1	1	2	2		1t	1t	1	
Goff, LA-R	13	12t	4	5	3	5t	5		1t	1t	2	
Ryan, Atl.	12	12t	6	2	2	5t	6		1t	1t	3	
Stafford, Det.	3	1t	5	6	7	1	1		8t	9	4	
Brees, N.O.	9	4t	3	7	5	5t	7		1t	1t	5	
Wentz, Phi.	6t	7t	8t	4	4	3t	4		8t	11	6	
Prescott, Dal.	6t	9t	11	9	8	5t	8		1t	1t	7	
Newton, Car.	15	14t	14	14	9	3t	3		8t	14	8	
Glennon, Chi.	4t	7t	10	12	15	5t	9t		1t	1t	9	
A. Rodgers, G.B.	2	3	8t	3	6	5t	11		8t	8	10	
Manning, NY-G	8	1t	2	11	12	13t	13t		8t	12	11	
Cousins, Was.	4t	11	12	10	10	5t	9t		8t	10	12	
Hoyer, S.F.	10	9t	7	13	14	13t	13t		8t	13	13	
Wilson, Sea.	14	14t	15	15	11	13t	13t		1t	1t	14	
Palmer, Ariz	1	4t	13	8	13	5t	12		15	15	15	

**WEEK 1 / THROUGH MONDAY, SEPTEMBER 11, 2017****NFC / FOURTH-QUARTER PASSING LEADERS**

Rank	Player, Team	Att	Comp	Comp%	Yards	YPA	TD	TD%	Int	Int%	Rating
1t)	Bradford, Min.	4	4	100.0	53	13.25	1	25.0	0	0.0	158.3
1t)	Stafford, Det.	8	7	87.5	122	15.25	2	25.0	0	0.0	158.3
3)	Ryan, Atl.	9	5	55.6	147	16.33	1	11.1	0	0.0	137.5
4)	Brees, N.O.	17	15	88.2	142	8.35	1	5.9	0	0.0	121.1
5)	Goff, LA-R	4	3	75.0	56	14.00	0	0.0	0	0.0	116.7
6)	Wentz, Phi.	7	6	85.7	55	7.86	0	0.0	0	0.0	99.4
7)	Glennon, Chi.	27	18	66.7	163	6.04	1	3.7	0	0.0	95.1
8)	A. Rodgers, G.B.	11	7	63.6	83	7.55	0	0.0	0	0.0	86.6
9)	Hoyer, S.F.	8	6	75.0	35	4.38	0	0.0	0	0.0	82.8
10)	Wilson, Sea.	8	4	50.0	59	7.38	0	0.0	0	0.0	74.5
11)	Palmer, Ariz	14	9	64.3	81	5.79	1	7.1	1	7.1	73.8
12)	Prescott, Dal.	8	4	50.0	51	6.38	0	0.0	0	0.0	70.3
13)	Manning, NY-G	15	11	73.3	105	7.00	0	0.0	1	6.7	64.6
14)	Cousins, Was.	15	9	60.0	88	5.87	0	0.0	1	6.7	48.8

**NFC / THIRD-DOWN PASSING LEADERS**

Rank	Player, Team	Att	Comp	Comp%	Yards	YPA	TD	TD%	Int	Int%	Rating
1)	Wentz, Phi.	11	9	81.8	148	13.45	2	18.2	0	0.0	158.3
2)	Bradford, Min.	11	9	81.8	103	9.36	2	18.2	0	0.0	145.3
3)	A. Rodgers, G.B.	9	6	66.7	109	12.11	1	11.1	0	0.0	145.1
4)	Ryan, Atl.	7	4	57.1	138	19.71	1	14.3	0	0.0	141.4
5)	Goff, LA-R	10	7	70.0	80	8.00	1	10.0	0	0.0	127.1
6)	Newton, Car.	7	3	42.9	71	10.14	1	14.3	0	0.0	119.6
7)	Glennon, Chi.	10	7	70.0	82	8.20	0	0.0	0	0.0	94.6
8)	Prescott, Dal.	11	7	63.6	90	8.18	0	0.0	0	0.0	89.2
9)	Manning, NY-G	10	7	70.0	58	5.80	0	0.0	0	0.0	84.6
10)	Stafford, Det.	13	9	69.2	77	5.92	0	0.0	0	0.0	84.5
11)	Brees, N.O.	10	5	50.0	43	4.30	0	0.0	0	0.0	61.7
12)	Hoyer, S.F.	10	5	50.0	19	1.90	0	0.0	0	0.0	56.3
13)	Wilson, Sea.	9	4	44.4	23	2.56	0	0.0	0	0.0	51.6
14)	Palmer, Ariz	12	7	58.3	76	6.33	0	0.0	1	8.3	42.4
15)	Cousins, Was.	9	4	44.4	40	4.44	0	0.0	1	11.1	18.1

**WEEK 1 / THROUGH MONDAY, SEPTEMBER 11, 2017****NFC / LEADING RUSHERS**

Rank	Player, Team	Att	Yards	Avg	Long	TD
1)	*Cook, Min.	22	127	5.8	33	0
2)	E. Elliott, Dal.	24	104	4.3	10	0
3)	*Cohen, Chi.	5	66	13.2	46	0
4)	Stewart, Car.	18	65	3.6	10	0
5)	Montgomery, G.B.	19	54	2.8	8	1
6)	Howard, Chi.	13	52	4.0	11	1
7)	*McCaffrey, Car.	13	47	3.6	11	0
8)	Blount, Phi.	14	46	3.3	7	0
9)	Hyde, S.F.	9	45	5.0	18	0
10t)	Gurley, LA-R	19	40	2.1	12	1
10t)	Wilson, Sea. (QB)	2	40	20.0	29	0
12)	*Carson, Sea.	6	39	6.5	30	0
13)	Freeman, Atl.	12	37	3.1	6	1
14t)	Abdullah, Det.	15	30	2.0	7	0
14t)	Cousins, Was. (QB)	4	30	7.5	10	0
14t)	Kelley, Was.	10	30	3.0	6	0
17)	Prescott, Dal. (QB)	3	24	8.0	17	0
18)	Da. Johnson, Ariz	11	23	2.1	6	0
19)	D. Washington, Det.	6	22	3.7	6	0
20)	A. Rodgers, G.B. (QB)	7	21	3.0	13	0
21t)	*Kamara, N.O.	7	18	2.6	5	0
21t)	Peterson, N.O.	6	18	3.0	9	0
23)	Ingram, N.O.	6	17	2.8	7	0
24t)	M. Brown, LA-R	7	16	2.3	5	1
24t)	T. Coleman, Atl.	8	16	2.0	7	0
24t)	Perkins, NY-G	7	16	2.3	3	0
27t)	Darkwa, NY-G	3	14	4.7	12	0
27t)	Stafford, Det. (QB)	2	14	7.0	15	0
29t)	Austin, LA-R (WR)	2	11	5.5	9	0
29t)	*Breida, S.F.	4	11	2.8	5	0
29t)	Prosise, Sea.	4	11	2.8	8	0
29t)	Ryan, Atl. (QB)	3	11	3.7	13	0
33t)	Jo. Brown, Ariz (WR)	1	10	10.0	10	0
33t)	Redfern, Det. (P)	1	10	10.0	10	0
33t)	K. Williams, Ariz	5	10	2.0	4	1
36)	*Williams, G.B.	2	9	4.5	6	0
37t)	Burton, Chi.	1	7	7.0	7	0
37t)	Tate, Det. (WR)	2	7	3.5	6	0
39t)	Murray, Min.	2	6	3.0	3	0
39t)	Shepard, NY-G (WR)	1	6	6.0	6	0
39t)	Wentz, Phi. (QB)	4	6	1.5	4	0
42t)	Ginn, N.O. (WR)	1	5	5.0	5	0
42t)	McKinnon, Min.	3	5	1.7	10	0
44t)	Smallwood, Phi.	4	4	1.0	3	0
44t)	C. Thompson, Was.	3	4	1.3	4	0
46t)	Lacy, Sea.	5	3	0.6	6	0
46t)	Newton, Car. (QB)	6	3	0.5	5	0
48t)	Goff, LA-R (QB)	1	2	2.0	2	0
48t)	Kuhn, N.O.	1	2	2.0	2	0
48t)	Palmer, Ariz (QB)	1	2	2.0	2	0
48t)	Sproles, Phi.	2	2	1.0	2	0

**NFC / THIRD-AND-ONE RUSHING LEADERS**

Rank	Player, Team	Att	FD	Pct
1t)	Burton, Chi.	1	1	100.0
1t)	*Cook, Min.	1	1	100.0
1t)	Darkwa, NY-G	1	1	100.0
1t)	Freeman, Atl.	1	1	100.0
1t)	Prescott, Dal.	1	1	100.0
1t)	D. Washington, Det.	1	1	100.0
1t)	K. Williams, Ariz	1	1	100.0

**WEEK 1 / THROUGH MONDAY, SEPTEMBER 11, 2017****NFC / LEADERS IN RECEPTIONS**

Rank	Player, Team	Rec	Yards	Avg	Long	TD
1)	Tate, Det.	10	107	10.7	19	0
2t)	Thielen, Min.	9	157	17.4	44	0
2t)	Cobb, G.B.	9	85	9.4	29	0
2t)	Vereen, NY-G (RB)	9	51	5.7	9	0
5t)	Ertz, Phi. (TE)	8	93	11.6	23	0
5t)	*Cohen, Chi. (RB)	8	47	5.9	19t	1
7t)	Diggs, Min.	7	93	13.3	30	2
7t)	Nelson, G.B.	7	79	11.3	32t	1
7t)	Witten, Dal. (TE)	7	59	8.4	12t	1
7t)	Shepard, NY-G	7	44	6.3	12	0
11t)	Agholor, Phi.	6	86	14.3	58t	1
11t)	Garcon, S.F.	6	81	13.5	22	0
11t)	Fitzgerald, Ariz	6	74	12.3	33	0
11t)	Da. Johnson, Ariz (RB)	6	68	11.3	24	0
11t)	Williams, Dal.	6	68	11.3	23	0
11t)	Pryor, Was.	6	66	11.0	28	0
11t)	Sanu, Atl.	6	47	7.8	15	0
11t)	Hyde, S.F. (RB)	6	32	5.3	10	0
11t)	Riddick, Det. (RB)	6	27	4.5	13	1
20t)	Watkins, LA-R	5	58	11.6	24	0
20t)	Gurley, LA-R (RB)	5	56	11.2	23	0
20t)	Fleener, N.O. (TE)	5	54	10.8	24	1
20t)	Ingram, N.O. (RB)	5	54	10.8	18	0
20t)	Thomas, N.O.	5	45	9.0	14	0
20t)	Nelson, Ariz	5	43	8.6	14	1
20t)	Sproles, Phi. (RB)	5	43	8.6	15	0
20t)	*McCaffrey, Car. (RB)	5	38	7.6	16	0
20t)	E. Elliott, Dal. (RB)	5	36	7.2	30	0
20t)	Reed, Was. (TE)	5	36	7.2	9	0
20t)	*Kittle, S.F. (TE)	5	27	5.4	13	0
31t)	*Kupp, LA-R	4	76	19.0	28	1
31t)	*Golladay, Det.	4	69	17.3	45t	2
31t)	Ju. Jones, Atl.	4	66	16.5	25	0
31t)	Baldwin, Sea.	4	63	15.8	34	0
31t)	Grant, Was.	4	61	15.3	34	0
31t)	P. Richardson, Sea.	4	59	14.8	28	0
31t)	Lewis, NY-G	4	54	13.5	22	0
31t)	Ginn, N.O.	4	53	13.3	27	0
31t)	C. Thompson, Was. (RB)	4	52	13.0	29t	1
31t)	*Engram, NY-G (TE)	4	44	11.0	31	0
31t)	T. Coleman, Atl. (RB)	4	42	10.5	20	0
31t)	Miller, Chi. (TE)	4	39	9.8	12	0
31t)	Montgomery, G.B. (RB)	4	39	9.8	20	0
31t)	Jo. Brown, Ariz	4	32	8.0	12	0
31t)	*Kamara, N.O. (RB)	4	20	5.0	15	0
46t)	Woods, LA-R	3	53	17.7	27	0
46t)	D. Adams, G.B.	3	47	15.7	21	0
46t)	Bennett, G.B. (TE)	3	43	14.3	26	0
46t)	Jeffery, Phi.	3	38	12.7	24	0
46t)	Gabriel, Atl.	3	36	12.0	18	0
46t)	Wright, Chi.	3	34	11.3	16	0
46t)	Beasley, Dal.	3	32	10.7	13	0
46t)	McKinnon, Min. (RB)	3	32	10.7	25	0
46t)	Bellamy, Chi.	3	27	9.0	14	0
46t)	Rudolph, Min. (TE)	3	26	8.7	15t	1
46t)	Goodwin, S.F.	3	21	7.0	14	0
46t)	Gresham, Ariz (TE)	3	15	5.0	11	0
46t)	Crowder, Was.	3	14	4.7	7	0
46t)	Howard, Chi. (RB)	3	14	4.7	9	0
46t)	Abdullah, Det. (RB)	3	11	3.7	6	0
46t)	*Cook, Min. (RB)	3	10	3.3	4	0
46t)	Graham, Sea. (TE)	3	8	2.7	6	0



**WEEK 1 / THROUGH MONDAY, SEPTEMBER 11, 2017****NFC / RECEIVING YARDAGE LEADERS**

Rank	Player, Team	Yards	Rec	Avg	Long	TD
1)	Thielen, Min.	157	9	17.4	44	0
2)	Hooper, Atl. (TE)	128	2	64.0	88t	1
3)	Tate, Det.	107	10	10.7	19	0
4t)	Diggs, Min.	93	7	13.3	30	2
4t)	Ertz, Phi. (TE)	93	8	11.6	23	0
6)	Agholor, Phi.	86	6	14.3	58t	1
7)	Cobb, G.B.	85	9	9.4	29	0
8)	Garcon, S.F.	81	6	13.5	22	0
9)	Nelson, G.B.	79	7	11.3	32t	1
10)	*Kupp, LA-R	76	4	19.0	28	1
11)	Fitzgerald, Ariz	74	6	12.3	33	0
12)	*Golladay, Det.	69	4	17.3	45t	2
13t)	Da. Johnson, Ariz (RB)	68	6	11.3	24	0
13t)	Williams, Dal.	68	6	11.3	23	0
15t)	Ju. Jones, Atl.	66	4	16.5	25	0
15t)	Pryor, Was.	66	6	11.0	28	0
17)	Baldwin, Sea.	63	4	15.8	34	0
18)	Grant, Was.	61	4	15.3	34	0
19t)	P. Richardson, Sea.	59	4	14.8	28	0
19t)	Witten, Dal. (TE)	59	7	8.4	12t	1
21)	Watkins, LA-R	58	5	11.6	24	0
22)	Gurley, LA-R (RB)	56	5	11.2	23	0
23t)	Fleener, N.O. (TE)	54	5	10.8	24	1
23t)	Ingram, N.O. (RB)	54	5	10.8	18	0
23t)	Lewis, NY-G	54	4	13.5	22	0
26t)	Ginn, N.O.	53	4	13.3	27	0
26t)	Shepard, Car.	53	2	26.5	40t	1
26t)	Woods, LA-R	53	3	17.7	27	0
29t)	Lewis, N.O.	52	2	26.0	52	0
29t)	C. Thompson, Was. (RB)	52	4	13.0	29t	1
31)	Vereen, NY-G (RB)	51	9	5.7	9	0
32t)	D. Adams, G.B.	47	3	15.7	21	0
32t)	*Cohen, Chi. (RB)	47	8	5.9	19t	1
32t)	Sanu, Atl.	47	6	7.8	15	0
35)	Thomas, N.O.	45	5	9.0	14	0
36t)	*Engram, NY-G (TE)	44	4	11.0	31	0
36t)	Shepard, NY-G	44	7	6.3	12	0
38t)	Bennett, G.B. (TE)	43	3	14.3	26	0
38t)	Bryant, Dal.	43	2	21.5	35	0
38t)	Nelson, Ariz	43	5	8.6	14	1
38t)	Sproles, Phi. (RB)	43	5	8.6	15	0
42)	T. Coleman, Atl. (RB)	42	4	10.5	20	0
43t)	*Everett, LA-R (TE)	39	1	39.0	39	0
43t)	Miller, Chi. (TE)	39	4	9.8	12	0
43t)	Montgomery, G.B. (RB)	39	4	9.8	20	0
46t)	Jeffery, Phi.	38	3	12.7	24	0
46t)	*McCaffrey, Car. (RB)	38	5	7.6	16	0
48)	M. Jones, Det.	37	2	18.5	31	1
49t)	E. Elliott, Dal. (RB)	36	5	7.2	30	0
49t)	Gabriel, Atl.	36	3	12.0	18	0
49t)	Reed, Was. (TE)	36	5	7.2	9	0

**WEEK 1 / THROUGH MONDAY, SEPTEMBER 11, 2017****NFC / THIRD-DOWN RECEIVING LEADERS**

Rank	Player, Team	Rec	Yards	Avg	Long	TD
1t)	Agholor, Phi.	4	77	19.3	58t	1
1t)	Thielen, Min.	4	62	15.5	27	0
3t)	*Kupp, LA-R	3	52	17.3	28	1
3t)	Tate, Det.	3	48	16.0	19	0
3t)	Fitzgerald, Ariz	3	45	15.0	33	0
3t)	Lewis, NY-G	3	45	15.0	22	0
3t)	Williams, Dal.	3	40	13.3	23	0
3t)	Diggs, Min.	3	23	7.7	11	1
3t)	Riddick, Det. (RB)	3	2	0.7	2	0
10t)	Hooper, Atl. (TE)	2	128	64.0	88t	1
10t)	Cobb, G.B.	2	39	19.5	29	0
10t)	Nelson, G.B.	2	37	18.5	32t	1
10t)	Ertz, Phi. (TE)	2	35	17.5	23	0
10t)	Ginn, N.O.	2	33	16.5	27	0
10t)	E. Elliott, Dal. (RB)	2	31	15.5	30	0
10t)	*McCaffrey, Car. (RB)	2	31	15.5	16	0
10t)	Beasley, Dal.	2	19	9.5	12	0
10t)	Gurley, LA-R (RB)	2	11	5.5	7	0
10t)	Hyde, S.F. (RB)	2	9	4.5	7	0
10t)	Vereen, NY-G (RB)	2	6	3.0	5	0
10t)	Graham, Sea. (TE)	2	5	2.5	6	0
22t)	Shepard, Car.	1	40	40.0	40t	1
22t)	T. Smith, Phi.	1	30	30.0	30	0
22t)	Sims, Chi. (TE)	1	22	22.0	22	0
22t)	D. Adams, G.B.	1	21	21.0	21	0
22t)	T. Jones, Det.	1	16	16.0	16	0
22t)	Wright, Chi.	1	16	16.0	16	0
22t)	Da. Johnson, Ariz (RB)	1	15	15.0	15	0
22t)	Rudolph, Min. (TE)	1	15	15.0	15t	1
22t)	Thompson, Chi.	1	15	15.0	15	0
22t)	Bennett, G.B. (TE)	1	12	12.0	12	0
22t)	Pryor, Was.	1	12	12.0	12	0
22t)	Nelson, Ariz	1	11	11.0	11	0
22t)	Quick, Was.	1	11	11.0	11	0
22t)	*Carson, Sea. (RB)	1	10	10.0	10	0
22t)	Fleener, N.O. (TE)	1	10	10.0	10	0
22t)	Watkins, LA-R	1	10	10.0	10	0
22t)	Jo. Brown, Ariz	1	9	9.0	9	0
22t)	Howard, Chi. (RB)	1	9	9.0	9	0
22t)	Reed, Was. (TE)	1	9	9.0	9	0
22t)	Lockett, Sea.	1	8	8.0	8	0
22t)	Miller, Chi. (TE)	1	8	8.0	8	0
22t)	C. Thompson, Was. (RB)	1	8	8.0	8	0
22t)	Austin, LA-R	1	7	7.0	7	0
22t)	Abdullah, Det. (RB)	1	6	6.0	6	0
22t)	Bellamy, Chi.	1	6	6.0	6	0
22t)	Goodwin, S.F.	1	6	6.0	6	0
22t)	*Kamara, N.O. (RB)	1	-6	-6.0	-6	0
22t)	Sanu, Atl.	1	6	6.0	6	0
22t)	Thomas, N.O.	1	6	6.0	6	0
22t)	White, Chi.	1	6	6.0	6	0
22t)	Ebron, Det. (TE)	1	5	5.0	5	0
22t)	*Engram, NY-G (TE)	1	5	5.0	5	0
22t)	Smallwood, Phi. (RB)	1	5	5.0	5	0
22t)	Garcon, S.F.	1	4	4.0	4	0
22t)	Gresham, Ariz (TE)	1	-4	-4.0	-4	0
22t)	Ju. Jones, Atl.	1	4	4.0	4	0
22t)	McKinnon, Min. (RB)	1	3	3.0	3	0
22t)	Shepard, NY-G	1	2	2.0	2	0
22t)	Blount, Phi. (RB)	1	1	1.0	1t	1
22t)	*Kittle, S.F. (TE)	1	0	0.0	0	0

**WEEK 1 / THROUGH MONDAY, SEPTEMBER 11, 2017****NFC / LEADING SCORERS, NONKICKERS**

Rank	Player, Team	TD	Rush	Rec	Ret	X2	Pts
1t)	Diggs, Min. (WR)	2	0	2	0	0	12
1t)	*Golladay, Det. (WR)	2	0	2	0	0	12
3t)	Agholor, Phi. (WR)	1	0	1	0	0	6
3t)	Bethel, Ariz (DB)	1	0	0	1	0	6
3t)	Blount, Phi. (RB)	1	0	1	0	0	6
3t)	M. Brown, LA-R (RB)	1	1	0	0	0	6
3t)	*Cohen, Chi. (RB)	1	0	1	0	0	6
3t)	Cox, Phi. (DT)	1	0	0	1	0	6
3t)	Fleener, N.O. (TE)	1	0	1	0	0	6
3t)	Freeman, Atl. (RB)	1	1	0	0	0	6
3t)	Gurley, LA-R (RB)	1	1	0	0	0	6
3t)	Hooper, Atl. (TE)	1	0	1	0	0	6
3t)	Howard, Chi. (RB)	1	1	0	0	0	6
3t)	T. Johnson, LA-R (DB)	1	0	0	1	0	6
3t)	M. Jones, Det. (WR)	1	0	1	0	0	6
3t)	Joyner, LA-R (DB)	1	0	0	1	0	6
3t)	Kerrigan, Was. (LB)	1	0	0	1	0	6
3t)	Killebrew, Det. (DB)	1	0	0	1	0	6
3t)	*Kupp, LA-R (WR)	1	0	1	0	0	6
3t)	Montgomery, G.B. (RB)	1	1	0	0	0	6
3t)	Nelson, Ariz (WR)	1	0	1	0	0	6
3t)	Nelson, G.B. (WR)	1	0	1	0	0	6
3t)	Riddick, Det. (RB)	1	0	1	0	0	6
3t)	Rudolph, Min. (TE)	1	0	1	0	0	6
3t)	Shepard, Car. (WR)	1	0	1	0	0	6
3t)	Stewart, Car. (RB)	1	0	1	0	0	6
3t)	C. Thompson, Was. (RB)	1	0	1	0	0	6
3t)	K. Williams, Ariz (RB)	1	1	0	0	0	6
3t)	Witten, Dal. (TE)	1	0	1	0	0	6
30)	Fox, LA-R (DE)	0	0	0	0	0	2

**NFC / LEADING SCORERS, KICKERS**

Rank	Player, Team	PAT	FG	Pct	Long	Pts
1)	Zuerlein, LA-R	5/ 5	3/ 3	1.000	50	14
2t)	Bailey, Dal.	1/ 1	4/ 4	1.000	48	13
2t)	Lutz, N.O.	1/ 1	4/ 4	1.000	43	13
4t)	Bryant, Atl.	2/ 2	3/ 3	1.000	48	11
4t)	Forbath, Min.	2/ 3	3/ 3	1.000	45	11
4t)	Gano, Car.	2/ 2	3/ 3	1.000	39	11
7)	Sturgis, Phi.	1/ 2	3/ 3	1.000	50	10
8)	Walsh, Sea.	0/ 0	3/ 3	1.000	41	9
9t)	Barth, Chi.	2/ 2	1/ 1	1.000	54	5
9t)	Crosby, G.B.	2/ 2	1/ 1	1.000	40	5
9t)	Dawson, Ariz	2/ 2	1/ 2	.500	24	5
9t)	Hopkins, Was.	2/ 2	1/ 1	1.000	33	5
9t)	Prater, Det.	2/ 2	1/ 1	1.000	58	5
14t)	Gould, S.F.	0/ 0	1/ 1	1.000	44	3
14t)	Rosas, NY-G	0/ 0	1/ 1	1.000	25	3

**NFC / TOUCHBACKS ON KICKOFFS**

Rank	Player, Team	TB
1)	Zuerlein, LA-R	9
2)	Gano, Car.	5
3t)	Bailey, Dal.	4
3t)	Forbath, Min.	4
3t)	Prater, Det.	4
6t)	Barth, Chi.	3
6t)	Bosher, Atl.	3
6t)	Hopkins, Was.	3
6t)	Walsh, Sea.	3
10t)	Pinion, S.F.	2
10t)	Sturgis, Phi.	2
12t)	Crosby, G.B.	1
12t)	Dawson, Ariz	1
12t)	Lutz, N.O.	1

**WEEK 1 / THROUGH MONDAY, SEPTEMBER 11, 2017**

**NFC / MOST YARDS FROM SCRIMMAGE**

Rank	Player, Team	Total			Rushing			Receiving		
		Yards	Att+Rec	Avg	Yards	Att	Avg	Yards	Rec	Avg
1)	Thielen, Min. (WR)	157	9	17.4	0	0	---	157	9	17.4
2)	E. Elliott, Dal. (RB)	140	29	4.8	104	24	4.3	36	5	7.2
3)	*Cook, Min. (RB)	137	25	5.5	127	22	5.8	10	3	3.3
4)	Hooper, Atl. (TE)	128	2	64.0	0	0	---	128	2	64.0
5)	Tate, Det. (WR)	114	12	9.5	7	2	3.5	107	10	10.7
6)	*Cohen, Chi. (RB)	113	13	8.7	66	5	13.2	47	8	5.9
7)	Gurley, LA-R (RB)	96	24	4.0	40	19	2.1	56	5	11.2
8t)	Ertz, Phi. (TE)	93	8	11.6	0	0	---	93	8	11.6
8t)	Montgomery, G.B. (RB)	93	23	4.0	54	19	2.8	39	4	9.8
10)	Da. Johnson, Ariz (RB)	91	17	5.4	23	11	2.1	68	6	11.3
11)	Diggs, Min. (WR)	87	8	10.9	-6	1	-6.0	93	7	13.3
12)	Agholor, Phi. (WR)	86	6	14.3	0	0	---	86	6	14.3
13t)	Cobb, G.B. (WR)	85	9	9.4	0	0	---	85	9	9.4
13t)	*McCaffrey, Car. (RB)	85	18	4.7	47	13	3.6	38	5	7.6
15)	Stewart, Car. (RB)	82	20	4.1	65	18	3.6	17	2	8.5
16)	Garcon, S.F. (WR)	81	6	13.5	0	0	---	81	6	13.5
17)	Nelson, G.B. (WR)	79	7	11.3	0	0	---	79	7	11.3
18)	Hyde, S.F. (RB)	77	15	5.1	45	9	5.0	32	6	5.3
19)	*Kupp, LA-R (WR)	76	4	19.0	0	0	---	76	4	19.0
20)	Fitzgerald, Ariz (WR)	74	6	12.3	0	0	---	74	6	12.3
21)	Ingram, N.O. (RB)	71	11	6.5	17	6	2.8	54	5	10.8
22)	*Golladay, Det. (WR)	69	4	17.3	0	0	---	69	4	17.3
23)	Williams, Dal. (WR)	68	6	11.3	0	0	---	68	6	11.3
24t)	Howard, Chi. (RB)	66	16	4.1	52	13	4.0	14	3	4.7
24t)	Ju. Jones, Atl. (WR)	66	4	16.5	0	0	---	66	4	16.5
24t)	Pryor, Was. (WR)	66	6	11.0	0	0	---	66	6	11.0
27)	Grant, Was. (WR)	61	4	15.3	0	0	---	61	4	15.3
28)	Baldwin, Sea. (WR)	60	5	12.0	-3	1	-3.0	63	4	15.8
29t)	P. Richardson, Sea. (WR)	59	4	14.8	0	0	---	59	4	14.8
29t)	Witten, Dal. (TE)	59	7	8.4	0	0	---	59	7	8.4
31t)	T. Coleman, Atl. (RB)	58	12	4.8	16	8	2.0	42	4	10.5
31t)	Ginn, N.O. (WR)	58	5	11.6	5	1	5.0	53	4	13.3
31t)	Watkins, LA-R (WR)	58	5	11.6	0	0	---	58	5	11.6
34)	C. Thompson, Was. (RB)	56	7	8.0	4	3	1.3	52	4	13.0
35t)	Fleener, N.O. (TE)	54	5	10.8	0	0	---	54	5	10.8
35t)	Lewis, NY-G (WR)	54	4	13.5	0	0	---	54	4	13.5
37t)	Shepard, Car. (WR)	53	2	26.5	0	0	---	53	2	26.5
37t)	Woods, LA-R (WR)	53	3	17.7	0	0	---	53	3	17.7
39)	Lewis, N.O. (WR)	52	2	26.0	0	0	---	52	2	26.0
40)	Vereen, NY-G (RB)	51	9	5.7	0	0	---	51	9	5.7
41)	Shepard, NY-G (WR)	50	8	6.3	6	1	6.0	44	7	6.3
42)	*Carson, Sea. (RB)	49	7	7.0	39	6	6.5	10	1	10.0
43t)	D. Adams, G.B. (WR)	47	3	15.7	0	0	---	47	3	15.7
43t)	Blount, Phi. (RB)	47	15	3.1	46	14	3.3	1	1	1.0
43t)	Sanu, Atl. (WR)	47	6	7.8	0	0	---	47	6	7.8
46t)	Sproles, Phi. (RB)	45	7	6.4	2	2	1.0	43	5	8.6
46t)	Thomas, N.O. (WR)	45	5	9.0	0	0	---	45	5	9.0
48)	*Engram, NY-G (TE)	44	4	11.0	0	0	---	44	4	11.0
49t)	Bennett, G.B. (TE)	43	3	14.3	0	0	---	43	3	14.3
49t)	Bryant, Dal. (WR)	43	2	21.5	0	0	---	43	2	21.5
49t)	Nelson, Ariz (WR)	43	5	8.6	0	0	---	43	5	8.6

**WEEK 1 / THROUGH MONDAY, SEPTEMBER 11, 2017****NFC / LEADERS IN FIRST DOWNS**

Rank	Player, Team	Rush	Rec	Tot
1t)	E. Elliott, Dal. (RB)	6	1	7
1t)	Stewart, Car. (RB)	6	1	7
3t)	Diggs, Min. (WR)	0	6	6
3t)	Ertz, Phi. (TE)	0	6	6
3t)	Montgomery, G.B. (RB)	4	2	6
6t)	Garcon, S.F. (WR)	0	5	5
6t)	Gurley, LA-R (RB)	4	1	5
6t)	Nelson, G.B. (WR)	0	5	5
6t)	Tate, Det. (WR)	0	5	5
6t)	Williams, Dal. (WR)	0	5	5
11t)	Agholor, Phi. (WR)	0	4	4
11t)	Jo. Brown, Ariz (WR)	1	3	4
11t)	Cobb, G.B. (WR)	0	4	4
11t)	*Cook, Min. (RB)	4	0	4
11t)	Fitzgerald, Ariz (WR)	0	4	4
11t)	Ingram, N.O. (RB)	1	3	4
11t)	*Kupp, LA-R (WR)	0	4	4
11t)	*McCaffrey, Car. (RB)	2	2	4
11t)	Pryor, Was. (WR)	0	4	4
11t)	Thielen, Min. (WR)	0	4	4
21t)	D. Adams, G.B. (WR)	0	3	3
21t)	Baldwin, Sea. (WR)	0	3	3
21t)	Beasley, Dal. (WR)	0	3	3
21t)	*Cohen, Chi. (RB)	2	1	3
21t)	Cousins, Was. (QB)	3	0	3
21t)	Fleener, N.O. (TE)	0	3	3
21t)	Freeman, Atl. (RB)	3	0	3
21t)	Ginn, N.O. (WR)	0	3	3
21t)	Grant, Was. (WR)	0	3	3
21t)	Howard, Chi. (RB)	3	0	3
21t)	Hyde, S.F. (RB)	2	1	3
21t)	Da. Johnson, Ariz (RB)	0	3	3
21t)	Ju. Jones, Atl. (WR)	0	3	3
21t)	P. Richardson, Sea. (WR)	0	3	3
21t)	Riddick, Det. (RB)	0	3	3
21t)	A. Rodgers, G.B. (QB)	3	0	3
21t)	Sanu, Atl. (WR)	0	3	3
21t)	Shepard, NY-G (WR)	0	3	3
21t)	Thomas, N.O. (WR)	0	3	3
21t)	C. Thompson, Was. (RB)	0	3	3
21t)	Watkins, LA-R (WR)	0	3	3
21t)	Wright, Chi. (WR)	0	3	3
43t)	Bellamy, Chi. (WR)	0	2	2
43t)	Bennett, G.B. (TE)	0	2	2
43t)	Blount, Phi. (RB)	1	1	2
43t)	*Carson, Sea. (RB)	1	1	2
43t)	T. Coleman, Atl. (RB)	0	2	2
43t)	Darkwa, NY-G (RB)	2	0	2
43t)	Ellington, Ariz (RB)	0	2	2
43t)	*Engram, NY-G (TE)	0	2	2
43t)	Gabriel, Atl. (WR)	0	2	2
43t)	*Golladay, Det. (WR)	0	2	2
43t)	Goodwin, S.F. (WR)	0	2	2
43t)	Hooper, Atl. (TE)	0	2	2
43t)	Jeffery, Phi. (WR)	0	2	2
43t)	M. Jones, Det. (WR)	0	2	2
43t)	T. Jones, Det. (WR)	0	2	2
43t)	Lewis, NY-G (WR)	0	2	2
43t)	McKinnon, Min. (RB)	1	1	2
43t)	Miller, Chi. (TE)	0	2	2
43t)	Nelson, Ariz (WR)	0	2	2
43t)	Prescott, Dal. (QB)	2	0	2
43t)	Shepard, Car. (WR)	0	2	2
43t)	Sims, Chi. (TE)	0	2	2
43t)	Vereen, NY-G (RB)	0	2	2
43t)	K. Williams, Ariz (RB)	2	0	2
43t)	Woods, LA-R (WR)	0	2	2



**WEEK 1 / THROUGH MONDAY, SEPTEMBER 11, 2017****NFC / LEADING PUNTERS**

Rank	Player, Team	No	Yards	Lg	Avg	TB	Blk	Dwn	OB	Opp Ret	In Yds	Net 20	Avg
1)	Bosher, Atl.	3	178	62	59.3	0	0	0	0	3	45	0	44.3
2)	Morstead, N.O.	3	171	68	57.0	0	0	1	0	2	11	1	53.3
3)	Palardy, Car.	3	155	58	51.7	0	0	0	1	1	9	1	48.7
4)	O'Donnell, Chi.	5	244	69	48.8	1	0	1	0	2	24	3	40.0
5)	Lee, Ariz	4	184	57	46.0	0	0	0	1	3	48	0	34.0
6)	Ryan, Sea.	6	275	59	45.8	0	0	3	0	2	0	4	45.8
7)	Wing, NY-G	6	269	55	44.8	1	0	1	1	1	0	0	41.5
8)	*Vogel, G.B.	5	219	57	43.8	0	0	0	0	1	7	1	42.4
9)	Hekker, LA-R	5	218	47	43.6	0	0	1	1	3	0	5	43.6
10)	D. Jones, Phi.	4	170	50	42.5	0	0	1	0	2	3	1	41.8
11)	Pinion, S.F.	4	163	49	40.8	0	0	0	0	3	7	1	39.0
12)	Way, Was.	4	162	50	40.5	0	0	1	1	0	0	2	40.5
13t)	C. Jones, Dal.	4	139	40	34.8	0	0	0	0	1	1	4	34.5
13t)	Prater, Det.	4	139	47	34.8	0	0	2	0	0	0	1	34.8

**NFC / LEADING PUNTERS, NET AVERAGE**

Rank	Player, Team	No	Yards	Lg	Avg	TB	Blk	Dwn	OB	Opp Ret	In Yds	Net 20	Avg
1)	Morstead, N.O.	3	171	68	57.0	0	0	1	0	2	11	1	53.3
2)	Palardy, Car.	3	155	58	51.7	0	0	0	1	1	9	1	48.7
3)	Ryan, Sea.	6	275	59	45.8	0	0	3	0	2	0	4	45.8
4)	Bosher, Atl.	3	178	62	59.3	0	0	0	0	3	45	0	44.3
5)	Hekker, LA-R	5	218	47	43.6	0	0	1	1	3	0	5	43.6
6)	*Vogel, G.B.	5	219	57	43.8	0	0	0	0	1	7	1	42.4
7)	D. Jones, Phi.	4	170	50	42.5	0	0	1	0	2	3	1	41.8
8)	Wing, NY-G	6	269	55	44.8	1	0	1	1	1	0	0	41.5
9)	Way, Was.	4	162	50	40.5	0	0	1	1	0	0	2	40.5
10)	O'Donnell, Chi.	5	244	69	48.8	1	0	1	0	2	24	3	40.0
11)	Pinion, S.F.	4	163	49	40.8	0	0	0	0	3	7	1	39.0
12)	Prater, Det.	4	139	47	34.8	0	0	2	0	0	0	1	34.8
13)	C. Jones, Dal.	4	139	40	34.8	0	0	0	0	1	1	4	34.5
14)	Lee, Ariz	4	184	57	46.0	0	0	0	1	3	48	0	34.0

**WEEK 1 / THROUGH MONDAY, SEPTEMBER 11, 2017****NFC / PUNT RETURN LEADERS**

Rank	Player, Team	Ret	FC	Yards	Avg	Long	TD
1)	*Agnew, Det.	3	0	48	16.0	24	0
2)	*Cohen, Chi.	3	0	45	15.0	17	0
3)	Roberts, Atl.	2	1	24	12.0	15	0
4)	Sherels, Min.	2	0	11	5.5	13	0
5)	Austin, LA-R	3	0	15	5.0	8	0
6)	*McCaffrey, Car.	3	1	7	2.3	4	0
7)	Crowder, Was.	2	1	3	1.5	3	0

**NFC / KICKOFF RETURN LEADERS**

Rank	Player, Team	Ret	Yards	Avg	Long	TD
1)	Lockett, Sea.	3	91	30.3	43	0
2)	McKinnon, Min.	4	108	27.0	39	0
3)	Thompson, Chi.	2	47	23.5	27	0
4)	K. Williams, Ariz	2	46	23.0	23	0
5t)	Harris, NY-G	2	42	21.0	23	0
5t)	*Switzer, Dal.	2	42	21.0	25	0
7)	Breeland, Was.	3	59	19.7	24	0
8)	D. Washington, Det.	2	31	15.5	18	0

**NFC / LEADERS IN INTERCEPTIONS**

Rank	Player, Team	Int	Yards	Avg	Long	TD
1t)	Bethel, Ariz	1	82	82.0	82t	1
1t)	T. Johnson, LA-R	1	39	39.0	39t	1
1t)	Tartt, S.F.	1	37	37.0	37	0
1t)	Killebrew, Det.	1	35	35.0	35t	1
1t)	Joyner, LA-R	1	29	29.0	29t	1
1t)	Quin, Det.	1	25	25.0	25	0
1t)	*N. Jones, Sea.	1	24	24.0	24	0
1t)	Kerrigan, Was.	1	24	24.0	24t	1
1t)	Kuechly, Car.	1	23	23.0	23	0
1t)	Wilson, Det.	1	23	23.0	23	0
1t)	Mills, Phi.	1	15	15.0	15	0
1t)	A. Brown, Dal.	1	0	0.0	0	0

**NFC / LEADERS IN SACKS**

Rank	Player, Team	Sacks
1t)	B. Graham, Phi. (DE)	2.0
1t)	Hicks, Chi. (DE)	2.0
1t)	Lawrence, Dal. (DE)	2.0
1t)	Reed, Atl. (DE)	2.0
5t)	Bennett, Sea. (DE)	1.5
5t)	Daniels, G.B. (DE)	1.5
5t)	Perry, G.B. (LB)	1.5
8t)	Avril, Sea. (DE)	1.0
8t)	Beasley, Atl. (LB)	1.0
8t)	Cox, Phi. (DT)	1.0
8t)	Davis, Car. (LB)	1.0
8t)	Garvin, Sea. (LB)	1.0
8t)	Green-Thompson, Car. (LB)	1.0
8t)	Griffen, Min. (DE)	1.0
8t)	Horton, Car. (DE)	1.0
8t)	Jernigan, Phi. (DT)	1.0
8t)	Jones, Ariz (LB)	1.0
8t)	Jordan, N.O. (DE)	1.0
8t)	Longacre, LA-R (LB)	1.0
8t)	Poole, Atl. (DB)	1.0
8t)	Quinn, LA-R (LB)	1.0
8t)	Smith, Was. (LB)	1.0
8t)	Tapper, Dal. (DE)	1.0
8t)	Vernon, NY-G (DE)	1.0
8t)	Walker, LA-R (DE)	1.0
8t)	Westbrooks, LA-R (DE)	1.0
8t)	Zettel, Det. (DE)	1.0
28t)	Clark, Sea. (DE)	0.5
28t)	Ioannidis, Was. (DT)	0.5
28t)	Kerrigan, Was. (LB)	0.5
28t)	Lotulelei, Car. (DT)	0.5
28t)	Peppers, Car. (DE)	0.5

**WEEK 1 / THROUGH MONDAY, SEPTEMBER 11, 2017****NFC / FUMBLE RECOVERIES**

Rank	Player, Team	TotRec	OffRec	DefRec
1t)	Ja. Brown, Ariz	1	1	0
1t)	Burton, Phi.	1	0	1
1t)	Cox, Phi.	1	0	1
1t)	*Davis, Det.	1	0	1
1t)	Fackrell, G.B.	1	0	1
1t)	Foster, Was.	1	0	1
1t)	Glennon, Chi.	1	1	0
1t)	Hicks, Phi.	1	0	1
1t)	T. Johnson, LA-R	1	0	1
1t)	Lotulelei, Car.	1	0	1
1t)	Morgan, Min.	1	1	0
1t)	Redfern, Det.	1	1	0
1t)	Robertson-Harris, Chi.	1	1	0
1t)	R. Robinson, S.F.	1	0	1
1t)	A. Rodgers, G.B.	1	1	0
1t)	Shepard, NY-G	1	1	0
1t)	Stewart, Car.	1	1	0

**NFC / OFFENSIVE FUMBLE RECOVERIES**

Rank	Player, Team	Ret	Yards	Avg	Long	TD
1t)	Ja. Brown, Ariz	1	0	0.0	0	0
1t)	Glennon, Chi.	1	0	0.0	0	0
1t)	Morgan, Min.	1	0	0.0	0	0
1t)	Redfern, Det.	1	0	0.0	0	0
1t)	Robertson-Harris, Chi.	1	0	0.0	0	0
1t)	A. Rodgers, G.B.	1	0	0.0	0	0
1t)	Shepard, NY-G	1	0	0.0	0	0
1t)	Stewart, Car.	1	0	0.0	0	0

**NFC / DEFENSIVE FUMBLE RECOVERIES**

Rank	Player, Team	Ret	Yards	Avg	Long	TD
1t)	Cox, Phi.	1	20	20.0	20t	1
1t)	*Davis, Det.	1	16	16.0	16	0
1t)	R. Robinson, S.F.	1	2	2.0	2	0
1t)	Burton, Phi.	1	0	0.0	0	0
1t)	Fackrell, G.B.	1	0	0.0	0	0
1t)	Foster, Was.	1	0	0.0	0	0
1t)	Hicks, Phi.	1	0	0.0	0	0
1t)	T. Johnson, LA-R	1	0	0.0	0	0
1t)	Lotulelei, Car.	1	0	0.0	0	0

**WEEK 1 / THROUGH MONDAY, SEPTEMBER 11, 2017**

**NFL / LEADING PASSERS**

Player, Team	Att	Comp	Pct		Avg			Pct			Pct Rating	
			Comp	Yds	Gain	TD	TD	Long	Int	Int	Points	
A. Smith, K.C.	35	28	80.0	368	10.51	4	11.4	78t	0	0.0	148.6	
Bradford, Min.	32	27	84.4	346	10.81	3	9.4	44	0	0.0	143.0	
Goff, LA-R	29	21	72.4	306	10.55	1	3.4	39	0	0.0	117.9	
Ryan, Atl.	30	21	70.0	321	10.70	1	3.3	88t	0	0.0	116.1	
Carr, Oak.	32	22	68.8	262	8.19	2	6.3	25	0	0.0	114.3	
Stafford, Det.	41	29	70.7	292	7.12	4	9.8	45t	1	2.4	113.1	
Brees, N.O.	37	27	73.0	291	7.86	1	2.7	52	0	0.0	104.7	
Rivers, LA-C	33	22	66.7	192	5.82	3	9.1	38t	1	3.0	99.6	
Wentz, Phi.	39	26	66.7	307	7.87	2	5.1	58t	1	2.6	96.8	
Roethlisberger, Pit.	36	24	66.7	263	7.31	2	5.6	50	1	2.8	95.0	
Siemian, Den.	28	17	60.7	219	7.82	2	7.1	44	1	3.6	94.2	
Taylor, Buf.	28	16	57.1	224	8.00	2	7.1	47	1	3.6	92.0	
Prescott, Dal.	39	24	61.5	268	6.87	1	2.6	35	0	0.0	90.5	
Newton, Car.	25	14	56.0	171	6.84	2	8.0	40t	1	4.0	87.3	
Glennon, Chi.	40	26	65.0	213	5.33	1	2.5	22	0	0.0	86.8	
A. Rodgers, G.B.	42	28	66.7	311	7.40	1	2.4	32t	1	2.4	86.5	
Bortles, Jac.	21	11	52.4	125	5.95	1	4.8	20	0	0.0	86.4	
*Kizer, Cle.	30	20	66.7	222	7.40	1	3.3	29	1	3.3	85.7	
Mariota, Ten.	41	25	61.0	256	6.24	0	0.0	24	0	0.0	78.9	
Manning, NY-G	38	29	76.3	220	5.79	0	0.0	31	1	2.6	78.8	
Cousins, Was.	40	23	57.5	240	6.00	1	2.5	34	1	2.5	72.9	
Flacco, Bal.	17	9	52.9	121	7.12	1	5.9	48t	1	5.9	71.0	
Hoyer, S.F.	35	24	68.6	193	5.51	0	0.0	22	1	2.9	70.3	
Brady, N.E.	36	16	44.4	267	7.42	0	0.0	54	0	0.0	70.0	
Wilson, Sea.	27	14	51.9	158	5.85	0	0.0	34	0	0.0	69.7	
*Watson, Hou.	23	12	52.2	102	4.43	1	4.3	26	1	4.3	60.4	
McCown, NY-J	39	26	66.7	187	4.79	0	0.0	25	2	5.1	56.3	
Palmer, Ariz	48	27	56.3	269	5.60	1	2.1	33	3	6.3	53.2	
Tolzien, Ind.	18	9	50.0	128	7.11	0	0.0	32	2	11.1	33.8	
Dalton, Cin.	31	16	51.6	170	5.48	0	0.0	39	4	12.9	28.4	

**NFL / LEADING PASSERS, RANKS**

Player, Team	Att	Comp	Pct		Avg			Pct			Pct Rating	
			Comp	Yds	Gain	TD	TD	Long	Int	Int	Points	
A. Smith, K.C.	14t	3t	2	1	4	1t	1		1t	1t	1	
Bradford, Min.	17t	5t	1	2	1	3t	3		1t	1t	2	
Goff, LA-R	22	18t	5	6	3	11t	14		1t	1t	3	
Ryan, Atl.	20t	18t	7	3	2	11t	15t		1t	1t	4	
Carr, Oak.	17t	16t	8	13	5	5t	8		1t	1t	5	
Stafford, Det.	3t	1t	6	7	14	1t	2		13t	14	6	
Brees, N.O.	11	5t	4	8	8	11t	17		1t	1t	7	
Rivers, LA-C	16	16t	10t	22	23	3t	4		13t	20	8	
Wentz, Phi.	7t	8t	10t	5	7	5t	11		13t	16	9	
Roethlisberger, Pit.	12t	12t	10t	12	13	5t	10		13t	18	10	
Siemian, Den.	23t	21	19	19	9	5t	6t		13t	22t	11	
Taylor, Buf.	23t	22t	21	16	6	5t	6t		13t	22t	12	
Prescott, Dal.	7t	12t	17	10	17	11t	18		1t	1t	13	
Newton, Car.	26	25t	23	24	18	5t	5		13t	24	14	
Glennon, Chi.	5t	8t	16	20	28	11t	19t		1t	1t	15	
A. Rodgers, G.B.	2	3t	10t	4	11	11t	21		13t	13	16	
Bortles, Jac.	28	28	25	28	21	11t	12		1t	1t	17	
*Kizer, Cle.	20t	20	10t	17	12	11t	15t		13t	21	18	
Mariota, Ten.	3t	11	18	14	19	23t	23t		1t	1t	19	
Manning, NY-G	10	1t	3	18	24	23t	23t		13t	17	20	
Cousins, Was.	5t	15	20	15	20	11t	19t		13t	15	21	
Flacco, Bal.	30	29t	24	29	15	11t	9		13t	27	22	
Hoyer, S.F.	14t	12t	9	21	26	23t	23t		13t	19	23	
Brady, N.E.	12t	22t	30	11	10	23t	23t		1t	1t	24	
Wilson, Sea.	25	25t	27	26	22	23t	23t		1t	1t	25	
*Watson, Hou.	27	27	26	30	30	11t	13		13t	25	26	
McCown, NY-J	7t	8t	10t	23	29	23t	23t		27t	26	27	
Palmer, Ariz	1	5t	22	9	25	11t	22		29	28	28	
Tolzien, Ind.	29	29t	29	27	16	23t	23t		27t	29	29	
Dalton, Cin.	19	22t	28	25	27	23t	23t		30	30	30	

**WEEK 1 / THROUGH MONDAY, SEPTEMBER 11, 2017****NFL / FOURTH-QUARTER PASSING LEADERS**

Rank	Player, Team	Att	Comp	Comp%	Yards	YPA	TD	TD%	Int	Int%	Rating
1t)	Bradford, Min.	4	4	100.0	53	13.25	1	25.0	0	0.0	158.3
1t)	Stafford, Det.	8	7	87.5	122	15.25	2	25.0	0	0.0	158.3
3)	A. Smith, K.C.	9	7	77.8	138	15.33	1	11.1	0	0.0	155.8
4)	Carr, Oak.	8	6	75.0	82	10.25	1	12.5	0	0.0	146.9
5)	Ryan, Atl.	9	5	55.6	147	16.33	1	11.1	0	0.0	137.5
6)	*Kizer, Cle.	9	6	66.7	78	8.67	1	11.1	0	0.0	130.8
7)	Rivers, LA-C	19	14	73.7	132	6.95	2	10.5	0	0.0	127.5
8)	Brees, N.O.	17	15	88.2	142	8.35	1	5.9	0	0.0	121.1
9)	Goff, LA-R	4	3	75.0	56	14.00	0	0.0	0	0.0	116.7
10)	Brissett, Ind.	3	2	66.7	51	17.00	0	0.0	0	0.0	109.7
11)	Wentz, Phi.	7	6	85.7	55	7.86	0	0.0	0	0.0	99.4
12)	Glennon, Chi.	27	18	66.7	163	6.04	1	3.7	0	0.0	95.1
13)	Taylor, Buf.	3	2	66.7	26	8.67	0	0.0	0	0.0	93.8
14)	A. Rodgers, G.B.	11	7	63.6	83	7.55	0	0.0	0	0.0	86.6
15)	Hoyer, S.F.	8	6	75.0	35	4.38	0	0.0	0	0.0	82.8
16)	Wilson, Sea.	8	4	50.0	59	7.38	0	0.0	0	0.0	74.5
17)	Palmer, Ariz	14	9	64.3	81	5.79	1	7.1	1	7.1	73.8
18)	Prescott, Dal.	8	4	50.0	51	6.38	0	0.0	0	0.0	70.3
19)	Mariota, Ten.	16	8	50.0	82	5.13	0	0.0	0	0.0	65.1
20)	Manning, NY-G	15	11	73.3	105	7.00	0	0.0	1	6.7	64.6
21)	Roethlisberger, Pit.	10	7	70.0	87	8.70	0	0.0	1	10.0	57.1
22)	Cousins, Was.	15	9	60.0	88	5.87	0	0.0	1	6.7	48.8
23)	Siemian, Den.	3	1	33.3	44	14.67	0	0.0	1	33.3	42.4
24)	Brady, N.E.	10	3	30.0	35	3.50	0	0.0	0	0.0	41.7
25)	Bortles, Jac.	4	1	25.0	11	2.75	0	0.0	0	0.0	39.6
26)	*Watson, Hou.	11	6	54.5	62	5.64	0	0.0	1	9.1	33.1
27)	Dalton, Cin.	11	5	45.5	78	7.09	0	0.0	1	9.1	31.6
28)	McCown, NY-J	10	4	40.0	20	2.00	0	0.0	2	20.0	8.3

**NFL / THIRD-DOWN PASSING LEADERS**

Rank	Player, Team	Att	Comp	Comp%	Yards	YPA	TD	TD%	Int	Int%	Rating
1)	Wentz, Phi.	11	9	81.8	148	13.45	2	18.2	0	0.0	158.3
2)	Bradford, Min.	11	9	81.8	103	9.36	2	18.2	0	0.0	145.3
3)	A. Rodgers, G.B.	9	6	66.7	109	12.11	1	11.1	0	0.0	145.1
4)	Ryan, Atl.	7	4	57.1	138	19.71	1	14.3	0	0.0	141.4
5)	A. Smith, K.C.	6	5	83.3	38	6.33	1	16.7	0	0.0	132.6
6)	Goff, LA-R	10	7	70.0	80	8.00	1	10.0	0	0.0	127.1
7)	Flacco, Bal.	5	2	40.0	56	11.20	1	20.0	0	0.0	121.7
8)	Newton, Car.	7	3	42.9	71	10.14	1	14.3	0	0.0	119.6
9)	Glennon, Chi.	10	7	70.0	82	8.20	0	0.0	0	0.0	94.6
10)	Mariota, Ten.	12	8	66.7	106	8.83	0	0.0	0	0.0	94.4
11)	Prescott, Dal.	11	7	63.6	90	8.18	0	0.0	0	0.0	89.2
12)	Manning, NY-G	10	7	70.0	58	5.80	0	0.0	0	0.0	84.6
13)	Stafford, Det.	13	9	69.2	77	5.92	0	0.0	0	0.0	84.5
14)	Carr, Oak.	7	4	57.1	52	7.43	0	0.0	0	0.0	80.7
15)	Taylor, Buf.	9	6	66.7	55	6.11	1	11.1	1	11.1	80.6
16)	Siemian, Den.	12	7	58.3	69	5.75	2	16.7	1	8.3	79.5
17)	Roethlisberger, Pit.	10	6	60.0	55	5.50	2	20.0	1	10.0	75.0
18)	*Kizer, Cle.	7	4	57.1	42	6.00	0	0.0	0	0.0	74.7
19)	Brady, N.E.	11	5	45.5	61	5.55	0	0.0	0	0.0	63.1
20)	Brees, N.O.	10	5	50.0	43	4.30	0	0.0	0	0.0	61.7
21)	Hoyer, S.F.	10	5	50.0	19	1.90	0	0.0	0	0.0	56.3
22)	Wilson, Sea.	9	4	44.4	23	2.56	0	0.0	0	0.0	51.6
23)	McCown, NY-J	13	9	69.2	61	4.69	0	0.0	1	7.7	47.3
24)	Bortles, Jac.	10	3	30.0	41	4.10	0	0.0	0	0.0	44.2
25)	Palmer, Ariz	12	7	58.3	76	6.33	0	0.0	1	8.3	42.4
26)	Dalton, Cin.	9	4	44.4	57	6.33	0	0.0	2	22.2	25.9
27)	Rivers, LA-C	11	6	54.5	33	3.00	0	0.0	1	9.1	22.2
28)	Cousins, Was.	9	4	44.4	40	4.44	0	0.0	1	11.1	18.1
29)	Tolzien, Ind.	8	1	12.5	-4	-0.50	0	0.0	1	12.5	0.0



**WEEK 1 / THROUGH MONDAY, SEPTEMBER 11, 2017****NFL / LEADING RUSHERS**

Rank	Player, Team	Att	Yards	Avg	Long	TD
1)	*K. Hunt, K.C.	17	148	8.7	58	1
2)	*Cook, Min.	22	127	5.8	33	0
3)	McCoy, Buf.	22	110	5.0	27	0
4)	E. Elliott, Dal.	24	104	4.3	10	0
5)	*Fournette, Jac.	26	100	3.8	17	1
6)	C. Anderson, Den.	20	81	4.1	18	0
7)	West, Bal.	19	80	4.2	11	1
8)	Lynch, Oak.	18	76	4.2	14	0
9)	Allen, Bal.	21	71	3.4	17	0
10)	*Cohen, Chi.	5	66	13.2	46	0
11t)	L. Miller, Hou.	17	65	3.8	8	0
11t)	Stewart, Car.	18	65	3.6	10	0
13t)	Gordon, LA-C	18	54	3.0	21	0
13t)	Montgomery, G.B.	19	54	2.8	8	1
15)	Howard, Chi.	13	52	4.0	11	1
16)	*McCaffrey, Car.	13	47	3.6	11	0
17)	Blount, Phi.	14	46	3.3	7	0
18t)	Gillislee, N.E.	15	45	3.0	16	3
18t)	Hyde, S.F.	9	45	5.0	18	0
20)	Murray, Ten.	12	44	3.7	21	0
21t)	Gore, Ind.	10	42	4.2	16	0
21t)	Ivory, Jac.	9	42	4.7	17	0
21t)	Tolbert, Buf.	12	42	3.5	16	1
24t)	Bernard, Cin.	7	40	5.7	23	0
24t)	Charles, Den.	10	40	4.0	12	0
24t)	Gurley, LA-R	19	40	2.1	12	1
24t)	Wilson, Sea. (QB)	2	40	20.0	29	0
28)	*Carson, Sea.	6	39	6.5	30	0
29t)	Taylor, Buf. (QB)	8	38	4.8	14	0
29t)	White, N.E.	10	38	3.8	10	0
31)	Freeman, Atl.	12	37	3.1	6	1
32)	Crowell, Cle.	17	33	1.9	6	0
33)	Bell, Pit.	10	32	3.2	15	0
34t)	Abdullah, Det.	15	30	2.0	7	0
34t)	Cousins, Was. (QB)	4	30	7.5	10	0
34t)	Kelley, Was.	10	30	3.0	6	0
37t)	Hill, Cin.	6	26	4.3	12	0
37t)	Mariota, Ten. (QB)	3	26	8.7	15	1
39)	Henry, Ten.	6	25	4.2	8	0
40t)	*Mack, Ind.	10	24	2.4	24	1
40t)	Prescott, Dal. (QB)	3	24	8.0	17	0
42)	Da. Johnson, Ariz	11	23	2.1	6	0
43t)	Powell, NY-J	7	22	3.1	11	0
43t)	Richard, Oak.	5	22	4.4	9	0
43t)	D. Washington, Det.	6	22	3.7	6	0
46t)	A. Rodgers, G.B. (QB)	7	21	3.0	13	0
46t)	West, K.C.	1	21	21.0	21t	1
48)	Siemian, Den. (QB)	6	19	3.2	8	1
49t)	*Kamara, N.O.	7	18	2.6	5	0
49t)	Peterson, N.O.	6	18	3.0	9	0

**NFL / THIRD-AND-ONE RUSHING LEADERS**

Rank	Player, Team	Att	FD	Pct
1t)	West, Bal.	2	2	100.0
1t)	Burton, Chi.	1	1	100.0
1t)	Charles, Den.	1	1	100.0
1t)	*Cook, Min.	1	1	100.0
1t)	Dalton, Cin.	1	1	100.0
1t)	Darkwa, NY-G	1	1	100.0
1t)	Freeman, Atl.	1	1	100.0
1t)	*K. Hunt, K.C.	1	1	100.0
1t)	*Kizer, Cle.	1	1	100.0
1t)	Prescott, Dal.	1	1	100.0
1t)	D. Washington, Det.	1	1	100.0
1t)	K. Williams, Ariz	1	1	100.0

**WEEK 1 / THROUGH MONDAY, SEPTEMBER 11, 2017****NFL / LEADERS IN RECEPTIONS**

Rank	Player, Team	Rec	Yards	Avg	Long	TD
1)	Brown, Pit.	11	182	16.5	50	0
2)	Tate, Det.	10	107	10.7	19	0
3t)	Thielen, Min.	9	157	17.4	44	0
3t)	Cobb, G.B.	9	85	9.4	29	0
3t)	Vereen, NY-G (RB)	9	51	5.7	9	0
6t)	Ertz, Phi. (TE)	8	93	11.6	23	0
6t)	*Cohen, Chi. (RB)	8	47	5.9	19t	1
8t)	Hill, K.C.	7	133	19.0	75t	1
8t)	Diggs, Min.	7	93	13.3	30	2
8t)	Nelson, G.B.	7	79	11.3	32t	1
8t)	Walker, Ten. (TE)	7	76	10.9	23	0
8t)	Kearse, NY-J	7	59	8.4	18	0
8t)	Witten, Dal. (TE)	7	59	8.4	12t	1
8t)	Hopkins, Hou.	7	55	7.9	12	1
8t)	Shepard, NY-G	7	44	6.3	12	0
16t)	Amendola, N.E.	6	100	16.7	27	0
16t)	Agholor, Phi.	6	86	14.3	58t	1
16t)	Crabtree, Oak.	6	83	13.8	25	0
16t)	Garcon, S.F.	6	81	13.5	22	0
16t)	Fitzgerald, Ariz	6	74	12.3	33	0
16t)	*Davis, Ten.	6	69	11.5	23	0
16t)	Da. Johnson, Ariz (RB)	6	68	11.3	24	0
16t)	Williams, Dal.	6	68	11.3	23	0
16t)	Pryor, Was.	6	66	11.0	28	0
16t)	Sanu, Atl.	6	47	7.8	15	0
16t)	James, Pit. (TE)	6	41	6.8	19	2
16t)	Hyde, S.F. (RB)	6	32	5.3	10	0
16t)	Riddick, Det. (RB)	6	27	4.5	13	1
29t)	*K. Hunt, K.C. (RB)	5	98	19.6	78t	2
29t)	Green, Cin.	5	74	14.8	27	0
29t)	Matthews, Ten.	5	71	14.2	24	0
29t)	De. Thomas, Den.	5	67	13.4	29	0
29t)	Cooper, Oak.	5	62	12.4	23	1
29t)	Watkins, LA-R	5	58	11.6	24	0
29t)	J. Cook, Oak. (TE)	5	56	11.2	22	0
29t)	Gurley, LA-R (RB)	5	56	11.2	23	0
29t)	Fleener, N.O. (TE)	5	54	10.8	24	1
29t)	Ingram, N.O. (RB)	5	54	10.8	18	0
29t)	Ty. Williams, LA-C	5	54	10.8	14	0
29t)	C. Coleman, Cle.	5	53	10.6	23	1
29t)	McCoy, Buf. (RB)	5	49	9.8	21	0
29t)	Thomas, N.O.	5	45	9.0	14	0
29t)	Nelson, Ariz	5	43	8.6	14	1
29t)	Sproles, Phi. (RB)	5	43	8.6	15	0
29t)	Kelce, K.C. (TE)	5	40	8.0	14	0
29t)	*McCaffrey, Car. (RB)	5	38	7.6	16	0
29t)	A. Wilson, K.C.	5	37	7.4	13	0
29t)	E. Elliott, Dal. (RB)	5	36	7.2	30	0
29t)	Reed, Was. (TE)	5	36	7.2	9	0
29t)	Allen, LA-C	5	35	7.0	9	1
29t)	*Kittle, S.F. (TE)	5	27	5.4	13	0
29t)	Gordon, LA-C (RB)	5	25	5.0	11t	1
29t)	Powell, NY-J (RB)	5	17	3.4	8	0

**WEEK 1 / THROUGH MONDAY, SEPTEMBER 11, 2017****NFL / RECEIVING YARDAGE LEADERS**

Rank	Player, Team	Yards	Rec	Avg	Long	TD
1)	Brown, Pit.	182	11	16.5	50	0
2)	Thielen, Min.	157	9	17.4	44	0
3)	Hill, K.C.	133	7	19.0	75t	1
4)	Hooper, Atl. (TE)	128	2	64.0	88t	1
5)	Tate, Det.	107	10	10.7	19	0
6)	Amendola, N.E.	100	6	16.7	27	0
7)	*K. Hunt, K.C. (RB)	98	5	19.6	78t	2
8t)	Diggs, Min.	93	7	13.3	30	2
8t)	Ertz, Phi. (TE)	93	8	11.6	23	0
10)	Cooks, N.E.	88	3	29.3	54	0
11)	Agholor, Phi.	86	6	14.3	58t	1
12)	Cobb, G.B.	85	9	9.4	29	0
13)	Crabtree, Oak.	83	6	13.8	25	0
14)	Garcon, S.F.	81	6	13.5	22	0
15)	Nelson, G.B.	79	7	11.3	32t	1
16t)	*Kupp, LA-R	76	4	19.0	28	1
16t)	Walker, Ten. (TE)	76	7	10.9	23	0
18t)	Fitzgerald, Ariz	74	6	12.3	33	0
18t)	Green, Cin.	74	5	14.8	27	0
20)	Matthews, Ten.	71	5	14.2	24	0
21t)	*Davis, Ten.	69	6	11.5	23	0
21t)	*Golladay, Det.	69	4	17.3	45t	2
23t)	Da. Johnson, Ariz (RB)	68	6	11.3	24	0
23t)	Williams, Dal.	68	6	11.3	23	0
25)	De. Thomas, Den.	67	5	13.4	29	0
26t)	Ju. Jones, Atl.	66	4	16.5	25	0
26t)	Pryor, Was.	66	6	11.0	28	0
28)	Baldwin, Sea.	63	4	15.8	34	0
29)	Cooper, Oak.	62	5	12.4	23	1
30t)	Grant, Was.	61	4	15.3	34	0
30t)	Matthews, Buf.	61	2	30.5	47	0
32t)	Kearse, NY-J	59	7	8.4	18	0
32t)	P. Richardson, Sea.	59	4	14.8	28	0
32t)	Witten, Dal. (TE)	59	7	8.4	12t	1
35)	Watkins, LA-R	58	5	11.6	24	0
36)	Hilton, Ind.	57	3	19.0	32	0
37t)	J. Cook, Oak. (TE)	56	5	11.2	22	0
37t)	Gurley, LA-R (RB)	56	5	11.2	23	0
37t)	Maclin, Bal.	56	2	28.0	48t	1
40)	Hopkins, Hou.	55	7	7.9	12	1
41t)	Fleener, N.O. (TE)	54	5	10.8	24	1
41t)	Ingram, N.O. (RB)	54	5	10.8	18	0
41t)	Lewis, NY-G	54	4	13.5	22	0
41t)	Ty. Williams, LA-C	54	5	10.8	14	0
45t)	C. Clay, Buf. (TE)	53	4	13.3	35	1
45t)	C. Coleman, Cle.	53	5	10.6	23	1
45t)	Ginn, N.O.	53	4	13.3	27	0
45t)	Shepard, Car.	53	2	26.5	40t	1
45t)	Woods, LA-R	53	3	17.7	27	0
50t)	Lewis, N.O.	52	2	26.0	52	0
50t)	C. Thompson, Was. (RB)	52	4	13.0	29t	1

**WEEK 1 / THROUGH MONDAY, SEPTEMBER 11, 2017****NFL / THIRD-DOWN RECEIVING LEADERS**

Rank	Player, Team	Rec	Yards	Avg	Long	TD
1t)	Agholor, Phi.	4	77	19.3	58t	1
1t)	Thielen, Min.	4	62	15.5	27	0
3t)	*Kupp, LA-R	3	52	17.3	28	1
3t)	Matthews, Ten.	3	52	17.3	24	0
3t)	Tate, Det.	3	48	16.0	19	0
3t)	Fitzgerald, Ariz	3	45	15.0	33	0
3t)	Lewis, NY-G	3	45	15.0	22	0
3t)	Williams, Dal.	3	40	13.3	23	0
3t)	*Davis, Ten.	3	34	11.3	23	0
3t)	Kearse, NY-J	3	34	11.3	18	0
3t)	Brown, Pit.	3	30	10.0	12	0
3t)	James, Pit. (TE)	3	25	8.3	19	2
3t)	Hill, K.C.	3	24	8.0	12	0
3t)	Diggs, Min.	3	23	7.7	11	1
3t)	Allen, LA-C	3	22	7.3	9	0
3t)	Fowler, Den.	3	21	7.0	10	2
3t)	C. Clay, Buf. (TE)	3	18	6.0	13	1
3t)	Riddick, Det. (RB)	3	2	0.7	2	0
19t)	Hooper, Atl. (TE)	2	128	64.0	88t	1
19t)	Cobb, G.B.	2	39	19.5	29	0
19t)	Nelson, G.B.	2	37	18.5	32t	1
19t)	Ertz, Phi. (TE)	2	35	17.5	23	0
19t)	De. Thomas, Den.	2	35	17.5	29	0
19t)	Cooper, Oak.	2	34	17.0	23	0
19t)	Ginn, N.O.	2	33	16.5	27	0
19t)	Gronkowski, N.E. (TE)	2	33	16.5	17	0
19t)	E. Elliott, Dal. (RB)	2	31	15.5	30	0
19t)	*McCaffrey, Car. (RB)	2	31	15.5	16	0
19t)	Amendola, N.E.	2	27	13.5	22	0
19t)	McCoy, Buf. (RB)	2	23	11.5	18	0
19t)	Beasley, Dal.	2	19	9.5	12	0
19t)	LaFell, Cin.	2	19	9.5	13	0
19t)	DeValve, Cle. (TE)	2	15	7.5	9	0
19t)	Anderson, Hou. (TE)	2	14	7.0	11	0
19t)	Gurley, LA-R (RB)	2	11	5.5	7	0
19t)	Hyde, S.F. (RB)	2	9	4.5	7	0
19t)	Anderson, NY-J	2	8	4.0	4	0
19t)	Vereen, NY-G (RB)	2	6	3.0	5	0
19t)	Graham, Sea. (TE)	2	5	2.5	6	0
19t)	Powell, NY-J (RB)	2	5	2.5	5	0

**WEEK 1 / THROUGH MONDAY, SEPTEMBER 11, 2017****NFL / LEADING SCORERS, NONKICKERS**

Rank	Player, Team	TD	Rush	Rec	Ret	X2	Pts
1t)	Gillislee, N.E. (RB)	3	3	0	0	0	18
1t)	*K. Hunt, K.C. (RB)	3	1	2	0	0	18
3t)	Diggs, Min. (WR)	2	0	2	0	0	12
3t)	Fowler, Den. (WR)	2	0	2	0	0	12
3t)	*Golladay, Det. (WR)	2	0	2	0	0	12
3t)	James, Pit. (TE)	2	0	2	0	0	12
7t)	Agholor, Phi. (WR)	1	0	1	0	0	6
7t)	Allen, LA-C (WR)	1	0	1	0	0	6
7t)	Benjamin, LA-C (WR)	1	0	1	0	0	6
7t)	Bethel, Ariz (DB)	1	0	0	1	0	6
7t)	Blount, Phi. (RB)	1	0	1	0	0	6
7t)	Bohanon, Jac. (RB)	1	0	1	0	0	6
7t)	M. Brown, LA-R (RB)	1	1	0	0	0	6
7t)	Chickillo, Pit. (LB)	1	0	0	1	0	6
7t)	C. Clay, Buf. (TE)	1	0	1	0	0	6
7t)	*Cohen, Chi. (RB)	1	0	1	0	0	6
7t)	C. Coleman, Cle. (WR)	1	0	1	0	0	6
7t)	Cooper, Oak. (WR)	1	0	1	0	0	6
7t)	Cox, Phi. (DT)	1	0	0	1	0	6
7t)	Fleener, N.O. (TE)	1	0	1	0	0	6
7t)	*Fournette, Jac. (RB)	1	1	0	0	0	6
7t)	Fowler, Jac. (DE)	1	0	0	1	0	6
7t)	Freeman, Atl. (RB)	1	1	0	0	0	6
7t)	Gordon, LA-C (RB)	1	0	1	0	0	6
7t)	Gurley, LA-R (RB)	1	1	0	0	0	6
7t)	Harris, K.C. (TE)	1	0	1	0	0	6
7t)	Hill, K.C. (WR)	1	0	1	0	0	6
7t)	Holmes, Buf. (WR)	1	0	1	0	0	6
7t)	Hooper, Atl. (TE)	1	0	1	0	0	6
7t)	Hopkins, Hou. (WR)	1	0	1	0	0	6
7t)	Howard, Chi. (RB)	1	1	0	0	0	6
7t)	T. Johnson, LA-R (DB)	1	0	0	1	0	6
7t)	M. Jones, Det. (WR)	1	0	1	0	0	6
7t)	Joyner, LA-R (DB)	1	0	0	1	0	6
7t)	Kerrigan, Was. (LB)	1	0	0	1	0	6
7t)	Killebrew, Det. (DB)	1	0	0	1	0	6
7t)	*Kizer, Cle. (QB)	1	1	0	0	0	6
7t)	*Kupp, LA-R (WR)	1	0	1	0	0	6
7t)	*Mack, Ind. (RB)	1	1	0	0	0	6
7t)	Maclin, Bal. (WR)	1	0	1	0	0	6
7t)	Mariota, Ten. (QB)	1	1	0	0	0	6
7t)	McCown, NY-J (QB)	1	1	0	0	0	6
7t)	Montgomery, G.B. (RB)	1	1	0	0	0	6
7t)	Nelson, Ariz (WR)	1	0	1	0	0	6
7t)	Nelson, G.B. (WR)	1	0	1	0	0	6
7t)	Riddick, Det. (RB)	1	0	1	0	0	6
7t)	Roberts, Oak. (WR)	1	0	1	0	0	6
7t)	Rudolph, Min. (TE)	1	0	1	0	0	6
7t)	Shepard, Car. (WR)	1	0	1	0	0	6
7t)	Siemian, Den. (QB)	1	1	0	0	0	6
7t)	Stewart, Car. (RB)	1	0	1	0	0	6
7t)	C. Thompson, Was. (RB)	1	0	1	0	0	6
7t)	Tolbert, Buf. (RB)	1	1	0	0	0	6
7t)	West, K.C. (RB)	1	1	0	0	0	6
7t)	West, Bal. (RB)	1	1	0	0	0	6
7t)	K. Williams, Ariz (RB)	1	1	0	0	0	6
7t)	Witten, Dal. (TE)	1	0	1	0	0	6

**WEEK 1 / THROUGH MONDAY, SEPTEMBER 11, 2017****NFL / LEADING SCORERS, KICKERS**

Rank	Player, Team	PAT	FG	Pct	Long	Pts
1t)	Tavecchio, Oak.	2/ 2	4/ 4	1.000	52	14
1t)	Zuerlein, LA-R	5/ 5	3/ 3	1.000	50	14
3t)	Bailey, Dal.	1/ 1	4/ 4	1.000	48	13
3t)	Lutz, N.O.	1/ 1	4/ 4	1.000	43	13
5t)	Bryant, Atl.	2/ 2	3/ 3	1.000	48	11
5t)	Forbath, Min.	2/ 3	3/ 3	1.000	45	11
5t)	Gano, Car.	2/ 2	3/ 3	1.000	39	11
5t)	Myers, Jac.	2/ 3	3/ 4	.750	42	11
9t)	Sturgis, Phi.	1/ 2	3/ 3	1.000	50	10
9t)	Succop, Ten.	1/ 1	3/ 4	.750	52	10
11t)	Gostkowski, N.E.	3/ 3	2/ 2	1.000	32	9
11t)	Walsh, Sea.	0/ 0	3/ 3	1.000	41	9
13)	Tucker, Bal.	2/ 2	2/ 2	1.000	25	8
14t)	Catanzaro, NY-J	0/ 0	2/ 2	1.000	52	6
14t)	McManus, Den.	3/ 3	1/ 2	.500	20	6
14t)	Santos, K.C.	6/ 6	0/ 0	---	--	6
17t)	Barth, Chi.	2/ 2	1/ 1	1.000	54	5
17t)	Crosby, G.B.	2/ 2	1/ 1	1.000	40	5
17t)	Dawson, Ariz	2/ 2	1/ 2	.500	24	5
17t)	Hopkins, Was.	2/ 2	1/ 1	1.000	33	5
17t)	Prater, Det.	2/ 2	1/ 1	1.000	58	5
22)	*Gonzalez, Cle.	1/ 1	1/ 1	1.000	24	4
23t)	Boswell, Pit.	3/ 3	0/ 0	---	--	3
23t)	Gould, S.F.	0/ 0	1/ 1	1.000	44	3
23t)	Hauschka, Buf.	3/ 3	0/ 1	.000	--	3
23t)	*Koo, LA-C	3/ 3	0/ 1	.000	--	3
23t)	Rosas, NY-G	0/ 0	1/ 1	1.000	25	3
23t)	Vinatieri, Ind.	0/ 1	1/ 2	.500	20	3
29)	Fairbairn, Hou.	1/ 1	0/ 0	---	--	1

**NFL / TOUCHBACKS ON KICKOFFS**

Rank	Player, Team	TB
1)	Zuerlein, LA-R	9
2)	Myers, Jac.	6
3t)	Gano, Car.	5
3t)	McManus, Den.	5
3t)	Tavecchio, Oak.	5
6t)	Bailey, Dal.	4
6t)	Forbath, Min.	4
6t)	Prater, Det.	4
6t)	Santos, K.C.	4
6t)	Tucker, Bal.	4
11t)	Barth, Chi.	3
11t)	Bosher, Atl.	3
11t)	Boswell, Pit.	3
11t)	Catanzaro, NY-J	3
11t)	*Gonzalez, Cle.	3
11t)	Hopkins, Was.	3
11t)	*Koo, LA-C	3
11t)	Succop, Ten.	3
11t)	Walsh, Sea.	3
20t)	Fairbairn, Hou.	2
20t)	Gostkowski, N.E.	2
20t)	Hauschka, Buf.	2
20t)	Pinion, S.F.	2
20t)	*Sanchez, Ind.	2
20t)	Sturgis, Phi.	2
26t)	Bullock, Cin.	1
26t)	Crosby, G.B.	1
26t)	Dawson, Ariz	1
26t)	Lutz, N.O.	1



**WEEK 1 / THROUGH MONDAY, SEPTEMBER 11, 2017**

**NFL / MOST YARDS FROM SCRIMMAGE**

Rank	Player, Team	Total			Rushing			Receiving		
		Yards	Att+Rec	Avg	Yards	Att	Avg	Yards	Rec	Avg
1)	*K. Hunt, K.C. (RB)	246	22	11.2	148	17	8.7	98	5	19.6
2)	Brown, Pit. (WR)	182	11	16.5	0	0	---	182	11	16.5
3)	McCoy, Buf. (RB)	159	27	5.9	110	22	5.0	49	5	9.8
4)	Thielen, Min. (WR)	157	9	17.4	0	0	---	157	9	17.4
5)	E. Elliott, Dal. (RB)	140	29	4.8	104	24	4.3	36	5	7.2
6)	Hill, K.C. (WR)	138	9	15.3	5	2	2.5	133	7	19.0
7)	*Cook, Min. (RB)	137	25	5.5	127	22	5.8	10	3	3.3
8)	Hooper, Atl. (TE)	128	2	64.0	0	0	---	128	2	64.0
9)	*Fournette, Jac. (RB)	124	29	4.3	100	26	3.8	24	3	8.0
10)	Tate, Det. (WR)	114	12	9.5	7	2	3.5	107	10	10.7
11)	*Cohen, Chi. (RB)	113	13	8.7	66	5	13.2	47	8	5.9
12)	Amendola, N.E. (WR)	100	6	16.7	0	0	---	100	6	16.7
13t)	Gurley, LA-R (RB)	96	24	4.0	40	19	2.1	56	5	11.2
13t)	L. Miller, Hou. (RB)	96	19	5.1	65	17	3.8	31	2	15.5
15t)	Ertz, Phi. (TE)	93	8	11.6	0	0	---	93	8	11.6
15t)	Montgomery, G.B. (RB)	93	23	4.0	54	19	2.8	39	4	9.8
17)	Lynch, Oak. (RB)	92	19	4.8	76	18	4.2	16	1	16.0
18)	Da. Johnson, Ariz (RB)	91	17	5.4	23	11	2.1	68	6	11.3
19t)	C. Anderson, Den. (RB)	88	21	4.2	81	20	4.1	7	1	7.0
19t)	Cooks, N.E. (WR)	88	3	29.3	0	0	---	88	3	29.3
21)	Diggs, Min. (WR)	87	8	10.9	-6	1	-6.0	93	7	13.3
22)	Agholor, Phi. (WR)	86	6	14.3	0	0	---	86	6	14.3
23t)	Cobb, G.B. (WR)	85	9	9.4	0	0	---	85	9	9.4
23t)	*McCaffrey, Car. (RB)	85	18	4.7	47	13	3.6	38	5	7.6
25)	Crabtree, Oak. (WR)	83	6	13.8	0	0	---	83	6	13.8
26)	Stewart, Car. (RB)	82	20	4.1	65	18	3.6	17	2	8.5
27)	Garcon, S.F. (WR)	81	6	13.5	0	0	---	81	6	13.5
28)	West, Bal. (RB)	80	19	4.2	80	19	4.2	0	0	---
29t)	Bernard, Cin. (RB)	79	8	9.9	40	7	5.7	39	1	39.0
29t)	Gordon, LA-C (RB)	79	23	3.4	54	18	3.0	25	5	5.0
29t)	Nelson, G.B. (WR)	79	7	11.3	0	0	---	79	7	11.3
32)	Hyde, S.F. (RB)	77	15	5.1	45	9	5.0	32	6	5.3
33t)	*Kupp, LA-R (WR)	76	4	19.0	0	0	---	76	4	19.0
33t)	Walker, Ten. (TE)	76	7	10.9	0	0	---	76	7	10.9
35t)	Fitzgerald, Ariz (WR)	74	6	12.3	0	0	---	74	6	12.3
35t)	Green, Cin. (WR)	74	5	14.8	0	0	---	74	5	14.8
37t)	Allen, Bal. (RB)	71	21	3.4	71	21	3.4	0	0	---
37t)	Ingram, N.O. (RB)	71	11	6.5	17	6	2.8	54	5	10.8
37t)	Matthews, Ten. (WR)	71	5	14.2	0	0	---	71	5	14.2
40t)	*Davis, Ten. (WR)	69	6	11.5	0	0	---	69	6	11.5
40t)	*Golladay, Det. (WR)	69	4	17.3	0	0	---	69	4	17.3
42t)	White, N.E. (RB)	68	13	5.2	38	10	3.8	30	3	10.0
42t)	Williams, Dal. (WR)	68	6	11.3	0	0	---	68	6	11.3
44)	De. Thomas, Den. (WR)	67	5	13.4	0	0	---	67	5	13.4
45t)	Crowell, Cle. (RB)	66	19	3.5	33	17	1.9	33	2	16.5
45t)	Howard, Chi. (RB)	66	16	4.1	52	13	4.0	14	3	4.7
45t)	Ju. Jones, Atl. (WR)	66	4	16.5	0	0	---	66	4	16.5
45t)	Pryor, Was. (WR)	66	6	11.0	0	0	---	66	6	11.0
49)	Cooper, Oak. (WR)	62	5	12.4	0	0	---	62	5	12.4
50t)	Grant, Was. (WR)	61	4	15.3	0	0	---	61	4	15.3
50t)	Matthews, Buf. (WR)	61	2	30.5	0	0	---	61	2	30.5

**WEEK 1 / THROUGH MONDAY, SEPTEMBER 11, 2017****NFL / LEADERS IN FIRST DOWNS**

Rank	Player, Team	Rush	Rec	Tot
1)	*K. Hunt, K.C. (RB)	6	3	9
2)	Brown, Pit. (WR)	0	8	8
3t)	E. Elliott, Dal. (RB)	6	1	7
3t)	Stewart, Car. (RB)	6	1	7
5t)	Diggs, Min. (WR)	0	6	6
5t)	Ertz, Phi. (TE)	0	6	6
5t)	*Fournette, Jac. (RB)	5	1	6
5t)	McCoy, Buf. (RB)	4	2	6
5t)	Montgomery, G.B. (RB)	4	2	6
5t)	West, Bal. (RB)	6	0	6
11t)	Garcon, S.F. (WR)	0	5	5
11t)	Gillislee, N.E. (RB)	5	0	5
11t)	Gordon, LA-C (RB)	3	2	5
11t)	Gurley, LA-R (RB)	4	1	5
11t)	Hill, K.C. (WR)	0	5	5
11t)	Lynch, Oak. (RB)	4	1	5
11t)	Nelson, G.B. (WR)	0	5	5
11t)	Tate, Det. (WR)	0	5	5
11t)	Walker, Ten. (TE)	0	5	5
11t)	Williams, Dal. (WR)	0	5	5
21t)	Agholor, Phi. (WR)	0	4	4
21t)	Amendola, N.E. (WR)	0	4	4
21t)	Jo. Brown, Ariz (WR)	1	3	4
21t)	Cobb, G.B. (WR)	0	4	4
21t)	C. Coleman, Cle. (WR)	0	4	4
21t)	*Cook, Min. (RB)	4	0	4
21t)	J. Cook, Oak. (TE)	0	4	4
21t)	Cooper, Oak. (WR)	0	4	4
21t)	Crabtree, Oak. (WR)	0	4	4
21t)	*Davis, Ten. (WR)	0	4	4
21t)	Fiedorowicz, Hou. (TE)	0	4	4
21t)	Fitzgerald, Ariz (WR)	0	4	4
21t)	Green, Cin. (WR)	0	4	4
21t)	Hopkins, Hou. (WR)	0	4	4
21t)	Ingram, N.O. (RB)	1	3	4
21t)	Kearse, NY-J (WR)	0	4	4
21t)	*Kupp, LA-R (WR)	0	4	4
21t)	Matthews, Ten. (WR)	0	4	4
21t)	*McCaffrey, Car. (RB)	2	2	4
21t)	L. Miller, Hou. (RB)	2	2	4
21t)	Murray, Ten. (RB)	3	1	4
21t)	Pryor, Was. (WR)	0	4	4
21t)	Thielen, Min. (WR)	0	4	4
21t)	De. Thomas, Den. (WR)	0	4	4
21t)	Tolbert, Buf. (RB)	3	1	4
21t)	White, N.E. (RB)	3	1	4
21t)	Ty. Williams, LA-C (WR)	0	4	4
21t)	A. Wilson, K.C. (WR)	0	4	4

**WEEK 1 / THROUGH MONDAY, SEPTEMBER 11, 2017****NFL / LEADING PUNTERS**

Rank	Player, Team	No	Yards	Lg	Avg	TB	Blk	Dwn	OB	Opp Ret	In Yds	Net 20	Avg
1)	Bosher, Atl.	3	178	62	59.3	0	0	0	0	3	45	0	44.3
2)	Morstead, N.O.	3	171	68	57.0	0	0	1	0	2	11	1	53.3
3)	King, Oak.	3	158	59	52.7	1	0	1	0	1	5	1	44.3
4)	Palardy, Car.	3	155	58	51.7	0	0	0	1	1	9	1	48.7
5)	*Sanchez, Ind.	6	302	53	50.3	0	0	0	3	3	15	2	47.8
6)	Edwards, NY-J	6	297	58	49.5	0	0	1	1	4	35	2	43.7
7)	O'Donnell, Chi.	5	244	69	48.8	1	0	1	0	2	24	3	40.0
8)	Colquitt, Cle.	5	242	61	48.4	0	1	2	0	3	32	3	35.0
9)	Dixon, Den.	3	144	53	48.0	0	0	0	0	1	-3	2	49.0
10)	Kern, Ten.	4	188	53	47.0	1	0	0	0	2	5	2	40.8
11)	Nortman, Jac.	4	187	61	46.8	1	0	0	1	1	21	0	36.5
12t)	Kaser, LA-C	5	230	62	46.0	0	0	1	1	3	48	2	36.4
12t)	Lee, Ariz	4	184	57	46.0	0	0	0	1	3	48	0	34.0
14t)	Berry, Pit.	6	275	59	45.8	0	0	0	2	3	34	0	40.2
14t)	Ryan, Sea.	6	275	59	45.8	0	0	3	0	2	0	4	45.8
16)	Wing, NY-G	6	269	55	44.8	1	0	1	1	1	0	0	41.5
17)	*Vogel, G.B.	5	219	57	43.8	0	0	0	0	1	7	1	42.4
18)	Colquitt, K.C.	6	262	59	43.7	0	0	1	0	1	8	3	42.3
19)	Hekker, LA-R	5	218	47	43.6	0	0	1	1	3	0	5	43.6
20)	Lechler, Hou.	5	216	54	43.2	0	0	0	1	1	7	2	41.8
21)	Schmidt, Buf.	6	257	55	42.8	1	0	0	0	3	27	1	35.0
22)	D. Jones, Phi.	4	170	50	42.5	0	0	1	0	2	3	1	41.8
23)	Huber, Cin.	5	212	53	42.4	0	0	0	1	3	23	1	37.8
24)	Koch, Bal.	6	250	52	41.7	0	0	0	1	3	14	2	39.3
25)	Pinion, S.F.	4	163	49	40.8	0	0	0	0	3	7	1	39.0
26)	Way, Was.	4	162	50	40.5	0	0	1	1	0	0	2	40.5
27)	R. Allen, N.E.	6	242	54	40.3	0	0	0	2	4	10	2	38.7
28t)	C. Jones, Dal.	4	139	40	34.8	0	0	0	0	1	1	4	34.5
28t)	Prater, Det.	4	139	47	34.8	0	0	2	0	0	0	1	34.8

**NFL / LEADING PUNTERS, NET AVERAGE**

Rank	Player, Team	No	Yards	Lg	Avg	TB	Blk	Dwn	OB	Opp Ret	In Yds	Net 20	Avg
1)	Morstead, N.O.	3	171	68	57.0	0	0	1	0	2	11	1	53.3
2)	Dixon, Den.	3	144	53	48.0	0	0	0	0	1	-3	2	49.0
3)	Palardy, Car.	3	155	58	51.7	0	0	0	1	1	9	1	48.7
4)	*Sanchez, Ind.	6	302	53	50.3	0	0	0	3	3	15	2	47.8
5)	Ryan, Sea.	6	275	59	45.8	0	0	3	0	2	0	4	45.8
6t)	Bosher, Atl.	3	178	62	59.3	0	0	0	0	3	45	0	44.3
6t)	King, Oak.	3	158	59	52.7	1	0	1	0	1	5	1	44.3
8)	Edwards, NY-J	6	297	58	49.5	0	0	1	1	4	35	2	43.7
9)	Hekker, LA-R	5	218	47	43.6	0	0	1	1	3	0	5	43.6
10)	*Vogel, G.B.	5	219	57	43.8	0	0	0	0	1	7	1	42.4
11)	Colquitt, K.C.	6	262	59	43.7	0	0	1	0	1	8	3	42.3
12)	Lechler, Hou.	5	216	54	43.2	0	0	0	1	1	7	2	41.8
13)	D. Jones, Phi.	4	170	50	42.5	0	0	1	0	2	3	1	41.8
14)	Wing, NY-G	6	269	55	44.8	1	0	1	1	1	0	0	41.5
15)	Kern, Ten.	4	188	53	47.0	1	0	0	0	2	5	2	40.8
16)	Way, Was.	4	162	50	40.5	0	0	1	1	0	0	2	40.5
17)	Berry, Pit.	6	275	59	45.8	0	0	0	2	3	34	0	40.2
18)	O'Donnell, Chi.	5	244	69	48.8	1	0	1	0	2	24	3	40.0
19)	Koch, Bal.	6	250	52	41.7	0	0	0	1	3	14	2	39.3
20)	Pinion, S.F.	4	163	49	40.8	0	0	0	0	3	7	1	39.0
21)	R. Allen, N.E.	6	242	54	40.3	0	0	0	2	4	10	2	38.7
22)	Huber, Cin.	5	212	53	42.4	0	0	0	1	3	23	1	37.8
23)	Nortman, Jac.	4	187	61	46.8	1	0	0	1	1	21	0	36.5
24)	Kaser, LA-C	5	230	62	46.0	0	0	1	1	3	48	2	36.4
25t)	Colquitt, Cle.	5	242	61	48.4	0	1	2	0	3	32	3	35.0
25t)	Schmidt, Buf.	6	257	55	42.8	1	0	0	0	3	27	1	35.0
27)	Prater, Det.	4	139	47	34.8	0	0	2	0	0	0	1	34.8
28)	C. Jones, Dal.	4	139	40	34.8	0	0	0	0	1	1	4	34.5
29)	Lee, Ariz	4	184	57	46.0	0	0	0	1	3	48	0	34.0

**WEEK 1 / THROUGH MONDAY, SEPTEMBER 11, 2017****NFL / PUNT RETURN LEADERS**

Rank	Player, Team	Ret	FC	Yards	Avg	Long	TD
1t)	*Agnew, Det.	3	0	48	16.0	24	0
1t)	*McKenzie, Den.	3	0	48	16.0	31	0
3)	*Cohen, Chi.	3	0	45	15.0	17	0
4)	Roberts, Atl.	2	1	24	12.0	15	0
5)	*Peppers, Cle.	3	1	34	11.3	25	0
6)	Rogers, Pit.	3	0	32	10.7	13	0
7)	Raymond, NY-J	3	2	27	9.0	25	0
8)	Tate, Buf.	4	0	35	8.8	19	0
9)	Campanaro, Bal.	3	1	23	7.7	15	0
10)	Sherels, Min.	2	0	11	5.5	13	0
11)	Austin, LA-R	3	0	15	5.0	8	0
12)	Erickson, Cin.	3	2	14	4.7	12	0
13)	Hill, K.C.	2	0	7	3.5	7	0
14)	Richard, Oak.	2	1	5	2.5	5	0
15)	*McCaffrey, Car.	3	1	7	2.3	4	0
16t)	Crowder, Was.	2	1	3	1.5	3	0
16t)	Thomas, K.C.	2	0	3	1.5	3	0

**NFL / KICKOFF RETURN LEADERS**

Rank	Player, Team	Ret	Yards	Avg	Long	TD
1)	Lockett, Sea.	3	91	30.3	43	0
2)	McKinnon, Min.	4	108	27.0	39	0
3)	Thompson, Chi.	2	47	23.5	27	0
4)	K. Williams, Ariz	2	46	23.0	23	0
5)	Raymond, NY-J	2	45	22.5	25	0
6)	Thomas, K.C.	4	86	21.5	31	0
7t)	Harris, NY-G	2	42	21.0	23	0
7t)	*Switzer, Dal.	2	42	21.0	25	0
9)	Breeland, Was.	3	59	19.7	24	0
10)	Lewis, N.E.	3	49	16.3	26	0
11)	D. Washington, Det.	2	31	15.5	18	0

**NFL / LEADERS IN INTERCEPTIONS**

Rank	Player, Team	Int	Yards	Avg	Long	TD
1t)	Bethel, Ariz	1	82	82.0	82t	1
1t)	Gipson, Jac.	1	67	67.0	67	0
1t)	Burris, NY-J	1	48	48.0	48	0
1t)	T. Johnson, LA-R	1	39	39.0	39t	1
1t)	Tartt, S.F.	1	37	37.0	37	0
1t)	Killebrew, Det.	1	35	35.0	35t	1
1t)	Mosley, Bal.	1	31	31.0	31	0
1t)	Kindred, Cle.	1	30	30.0	30	0
1t)	Joyner, LA-R	1	29	29.0	29t	1
1t)	Quin, Det.	1	25	25.0	25	0
1t)	*N. Jones, Sea.	1	24	24.0	24	0
1t)	Kerrigan, Was.	1	24	24.0	24t	1
1t)	Kuechly, Car.	1	23	23.0	23	0
1t)	Wilson, Det.	1	23	23.0	23	0
1t)	Carr, Bal.	1	20	20.0	20	0
1t)	*Watt, Pit.	1	17	17.0	17	0
1t)	Mills, Phi.	1	15	15.0	15	0
1t)	Hyde, Buf.	1	12	12.0	12	0
1t)	Webb, Bal.	1	10	10.0	10	0
1t)	J. Smith, Bal.	1	8	8.0	8	0
1t)	Phillips, LA-C	1	4	4.0	4	0
1t)	A. Brown, Dal.	1	0	0.0	0	0
1t)	Poyer, Buf.	1	0	0.0	0	0
1t)	Roby, Den.	1	0	0.0	0	0
1t)	Vigil, Cin.	1	0	0.0	0	0

**WEEK 1 / THROUGH MONDAY, SEPTEMBER 11, 2017****NFL / LEADERS IN SACKS**

Rank	Player, Team	Sacks
1)	Campbell, Jac. (DT)	4.0
2t)	Chickillo, Pit. (LB)	2.0
2t)	T. Flowers, N.E. (DE)	2.0
2t)	B. Graham, Phi. (DE)	2.0
2t)	Hicks, Chi. (DE)	2.0
2t)	Houston, K.C. (LB)	2.0
2t)	Lawrence, Dal. (DE)	2.0
2t)	Ngakoue, Jac. (DE)	2.0
2t)	Reed, Atl. (DE)	2.0
2t)	Suggs, Bal. (LB)	2.0
2t)	*Watt, Pit. (LB)	2.0
12t)	Bennett, Sea. (DE)	1.5
12t)	Bosa, LA-C (DE)	1.5
12t)	Daniels, G.B. (DE)	1.5
12t)	Ingram, LA-C (DE)	1.5
12t)	McCray, Jac. (DE)	1.5
12t)	Perry, G.B. (LB)	1.5
18t)	Atkins, Cin. (DT)	1.0
18t)	Avril, Sea. (DE)	1.0
18t)	Bailey, K.C. (DE)	1.0
18t)	Barrett, Den. (LB)	1.0
18t)	Beasley, Atl. (LB)	1.0
18t)	Cox, Phi. (DT)	1.0
18t)	Davis, Car. (LB)	1.0
18t)	Fowler, Jac. (DE)	1.0
18t)	Garvin, Sea. (LB)	1.0
18t)	Green-Thompson, Car. (LB)	1.0
18t)	Griffen, Min. (DE)	1.0
18t)	Haden, Pit. (DB)	1.0
18t)	Hargrave, Pit. (NT)	1.0
18t)	Heyward, Pit. (DE)	1.0
18t)	Horton, Car. (DE)	1.0
18t)	Hunt, Ind. (DE)	1.0
18t)	Jackson, Jac. (DT)	1.0
18t)	Jefferson, Bal. (DB)	1.0
18t)	Jernigan, Phi. (DT)	1.0
18t)	Jones, Ariz (LB)	1.0
18t)	Jordan, N.O. (DE)	1.0
18t)	Lee, NY-J (LB)	1.0
18t)	Longacre, LA-R (LB)	1.0
18t)	McCain, LA-C (DE)	1.0
18t)	Morgan, Ten. (LB)	1.0
18t)	Nassib, Cle. (DE)	1.0
18t)	Pierce, Bal. (DE)	1.0
18t)	Poole, Atl. (DB)	1.0
18t)	Poyer, Buf. (DB)	1.0
18t)	Quinn, LA-R (LB)	1.0
18t)	Smith, Was. (LB)	1.0
18t)	Z. Smith, Bal. (LB)	1.0
18t)	Tappper, Dal. (DE)	1.0
18t)	Vernon, NY-G (DE)	1.0
18t)	Walker, LA-R (DE)	1.0
18t)	Westbrooks, LA-R (DE)	1.0
18t)	*Wise, N.E. (DE)	1.0
18t)	Woodyard, Ten. (LB)	1.0
18t)	Zettel, Det. (DE)	1.0

**WEEK 1 / THROUGH MONDAY, SEPTEMBER 11, 2017****NFL / FUMBLE RECOVERIES**

Rank	Player, Team	TotRec	OffRec	DefRec
1)	Raymond, NY-J	2	2	0
2t)	Andrews, N.E.	1	1	0
2t)	Brissett, Ind.	1	1	0
2t)	Ja. Brown, Ariz	1	1	0
2t)	Burton, Phi.	1	0	1
2t)	Campanaro, Bal.	1	1	0
2t)	Cox, Phi.	1	0	1
2t)	*Davis, Det.	1	0	1
2t)	Fackrell, G.B.	1	0	1
2t)	Foster, Was.	1	0	1
2t)	Fowler, Jac.	1	0	1
2t)	George, Ind.	1	0	1
2t)	Glennon, Chi.	1	1	0
2t)	Hayward, LA-C	1	0	1
2t)	Hicks, Phi.	1	0	1
2t)	Hill, K.C.	1	1	0
2t)	T. Johnson, LA-R	1	0	1
2t)	Jones, Jac.	1	0	1
2t)	Lotulelei, Car.	1	0	1
2t)	McCourty, N.E.	1	0	1
2t)	Morgan, Min.	1	1	0
2t)	Ngakoue, Jac.	1	0	1
2t)	*Peppers, Cle.	1	1	0
2t)	Pierce, Bal.	1	0	1
2t)	Redfern, Det.	1	1	0
2t)	Robertson-Harris, Chi.	1	1	0
2t)	R. Robinson, S.F.	1	0	1
2t)	A. Rodgers, G.B.	1	1	0
2t)	Shepard, NY-G	1	1	0
2t)	Stewart, Car.	1	1	0
2t)	Tolzien, Ind.	1	1	0

**NFL / OFFENSIVE FUMBLE RECOVERIES**

Rank	Player, Team	Ret	Yards	Avg	Long	TD
1)	Raymond, NY-J	2	0	0.0	0	0
2t)	Andrews, N.E.	1	0	0.0	0	0
2t)	Brissett, Ind.	1	0	0.0	0	0
2t)	Ja. Brown, Ariz	1	0	0.0	0	0
2t)	Campanaro, Bal.	1	0	0.0	0	0
2t)	Glennon, Chi.	1	0	0.0	0	0
2t)	Hill, K.C.	1	0	0.0	0	0
2t)	Morgan, Min.	1	0	0.0	0	0
2t)	*Peppers, Cle.	1	0	0.0	0	0
2t)	Redfern, Det.	1	0	0.0	0	0
2t)	Robertson-Harris, Chi.	1	0	0.0	0	0
2t)	A. Rodgers, G.B.	1	0	0.0	0	0
2t)	Shepard, NY-G	1	0	0.0	0	0
2t)	Stewart, Car.	1	0	0.0	0	0
2t)	Tolzien, Ind.	1	0	0.0	0	0

**NFL / DEFENSIVE FUMBLE RECOVERIES**

Rank	Player, Team	Ret	Yards	Avg	Long	TD
1t)	Fowler, Jac.	1	53	53.0	53t	1
1t)	Cox, Phi.	1	20	20.0	20t	1
1t)	*Davis, Det.	1	16	16.0	16	0
1t)	Hayward, LA-C	1	11	11.0	11	0
1t)	R. Robinson, S.F.	1	2	2.0	2	0
1t)	Burton, Phi.	1	0	0.0	0	0
1t)	Fackrell, G.B.	1	0	0.0	0	0
1t)	Foster, Was.	1	0	0.0	0	0
1t)	George, Ind.	1	0	0.0	0	0
1t)	Hicks, Phi.	1	0	0.0	0	0
1t)	T. Johnson, LA-R	1	0	0.0	0	0
1t)	Jones, Jac.	1	0	0.0	0	0
1t)	Lotulelei, Car.	1	0	0.0	0	0
1t)	McCourty, N.E.	1	0	0.0	0	0
1t)	Ngakoue, Jac.	1	0	0.0	0	0
1t)	Pierce, Bal.	1	0	0.0	0	0



