



BALTIMORE RAVENS PRESS RELEASE

UNDER ARMOUR PERFORMANCE CENTER | 1 WINNING DRIVE | OWINGS MILLS, MD 21117
PH: 410-701-4000 | BALTIMORERAVENS.COM | TWITTER: @RAVENS

TWO-TIME WORLD CHAMPIONS: SUPER BOWL XXXV (2000) & SUPER BOWL XLVII (2012)



CLEVELAND BROWNS vs. BALTIMORE RAVENS



(0-1)

WEEK 2 – SUNDAY, SEPT. 17, 2017

(1-0)

1 P.M. ET – M&T BANK STADIUM (71,008)

JUST THE FACTS

- In their 2017 home opener, the Baltimore Ravens (1-0) will battle the Cleveland Browns (0-1) at M&T Bank Stadium on Sunday (Sept. 17). Kickoff for this AFC North division tilt is set for 1 p.m.
- Against Cleveland, the Ravens lead the all-time series, 27-9. (In Charm City, the Ravens are 14-4.) Under head coach **John Harbaugh**, Baltimore is 16-2 vs. the Browns, including sweeping the 2016 series.
- The Ravens emerged with a 20-0 victory in their Week 1 opener at Cincinnati last Sunday, producing the 11th shutout in franchise history (and first since 2009). Forcing 5 total turnovers, the Ravens' defense was suffocating, posting 5 sacks and 4 INTs for the first time in team history. (**OLB Terrell Suggs** tallied 2 QB drops.) Aided by a strong ground game (42 rushes for 157 yards), **QB Joe Flacco** made his 2017 debut after missing the entire preseason. Flacco needed only to complete 9 of 17 passes, including a 48-yard TD to newly-acquired **WR Jeremy Maclin**.
- In 2016, the Ravens finished second in the AFC North with an 8-8 record (4-2 in division play) behind the 11-5 Pittsburgh Steelers, who advanced to the AFC title game. A heartbreaking, 31-27 loss at Pittsburgh in Game 15 eliminated Baltimore from the playoffs.
- Now in their 22nd year of existence, the Ravens have earned a playoff berth in six of the past nine full seasons. Since coach Harbaugh's arrival in 2008, Baltimore has posted the NFL's fourth-most total victories (96), won the league's second-most playoff games (10), advanced to an impressive three AFC Championship contests, and in 2012, captured the World Championship in SB XLVII.

WEEKLY SCHEDULE

- Wed. Sept. 13:** 11:15 a.m. Coach Harbaugh & Players at Podium
12:15 p.m. Practice / Media Viewing
2:15 p.m. Open Locker Room
- Thur. Sept. 14:** 12:15 p.m. Practice / Media Viewing
2:15 p.m. Three Coordinators at Podium & Open Locker Room
- Fri. Sept. 15:** 11:15 a.m. Practice / Media Viewing
12:45 p.m. Coach Harbaugh at Podium & Open Locker Room

WEDNESDAY CONFERENCE CALLS

- Browns:** QB DeShone Kizer at 11:30 a.m. & Hue Jackson at 3:30 p.m.
Ravens: QB Joe Flacco at 11:15 a.m. & John Harbaugh at 11:25 a.m.

CALLING THE ACTION

Television: CBS/WJZ Ch. 13 (Baltimore)

- Andrew Catalon (play-by-play) - James Lofton / Steve Tasker (analysts)
- Steve McKee (producer) - Andy Goldberg (director)

Local Radio: WBAL (1090 AM) & 98Rock (97.9 FM)

- Gerry Sandusky (play-by-play) - Stan White / Dennis Pitta (analysts)

HARBS SAYS

JOHN HARBAUGH ON INTENSE AFC NORTH RIVALRIES:

"All three of these teams we play in our division are big rivalry games for different reasons. But, they are all very intense. The crowds are always hyped up when you go play. Our crowd is always hyped up when they come in. That is true for the Steelers, the Browns and the Bengals – all three teams. We know each other. We know the schemes. We know the players. There is a lot of heat in all these games, and they are very important games, because they are division games. You are trying to win your division. We put them all in the same scale. They are all big."

INJURY UPDATE

Rookie **CB Jaylen Hill** (thigh) and **CB Sheldon Price** (concussion) did not play last week at Cincinnati. **RB Danny Woodhead** (hamstring) and **OLB Za'Darius Smith** (knee sprain) left the Bengals game and did not return.

NOTE THE QUOTE

S ERIC WEDDLE ON THE 2017 RAVENS:

"This is, by far, the closest team that I've been a part of. That's not just including the defense, but as an offense. This team is just on another level, both mentally [and] being together, competing, pushing each other, playing off each other. ... We're pushing each other and not wasting a day or a rep. I think our whole team has tried to live that way and practice that way, and I believe it's going to show this year."

WHAT'S GOING ON?

2016 Season	Since 2008
14.8 PPG – No. 1	16.4 PPG – No. 1
260.3 YPG – No. 1	296.2 YPG – No. 2
Since 2003	Since 2000
16.3 PPG – No. 1	16.2 PPG – No. 1
290.6 YPG – No. 1	289.8 YPG – No. 1

DEFENSIVE DOMINANCE

Visit our Press Room page on www.BaltimoreRavens.com for game releases, press releases, transcripts, NFL stats, play-by-plays, credential information, media guides and yearbooks.



2017 RAVENS INFORMATION

2017 SCHEDULE & RESULTS (1-0)

Date	Opponent	Result/Time
Sun. Sept. 10	at Cincinnati Bengals	W 20-0
Sun. Sept. 17	CLEVELAND BROWNS	1:00 p.m.
Sun. Sept. 24	at Jacksonville Jaguars	9:30 a.m.
Sun. Oct. 1	PITTSBURGH STEELERS	1:00 p.m.
Sun. Oct. 8*	at Oakland Raiders	4:05 p.m.
Sun. Oct. 15*	CHICAGO BEARS	1:00 p.m.
Sun. Oct. 22*	at Minnesota Vikings	1:00 p.m.
Thurs. Oct. 26	MIAMI DOLPHINS	8:25 p.m. (CBS/NFLN)
Sun. Nov. 5*	at Tennessee Titans	1:00 p.m.
Sun. Nov. 12	BYE	
Sun. Nov. 19*	at Green Bay Packers	1:00 p.m.
Mon. Nov. 27	HOUSTON TEXANS	8:30 p.m. (ESPN)
Sun. Dec. 3*	DETROIT LIONS	1:00 p.m.
Sun. Dec. 10*	at Pittsburgh Steelers	8:30 p.m. (NBC)
Sun. Dec. 17*	at Cleveland Browns	1:00 p.m.
Sat. Dec. 23	INDIANAPOLIS COLTS	4:30 p.m. (NFLN)
Sun. Dec. 31*	CINCINNATI BENGALS	1:00 p.m.

*Flexible Scheduling Games Home Games in CAPS All Times Eastern

SPOTLIGHT: JEREMY MACLIN



Pos: WR **Ht:** 6-0 **Wt:** 198 **Exp. (NFL/Ravens):** 9/1
College: Missouri **Hometown:** Kirkwood, MO

What is your main source of motivation? "The fact that I am a competitor is motivation enough. But recently being married and trying to start a family, I think that is what it's all about – being able to provide for and support them and being able to lead by example for my family. Those two together – being a competitor and my family – give me all the motivation I need."

What is your favorite sports memory as a fan? "I grew up in St. Louis, and I had a chance to go to games when 'The Greatest Show on Turf' was there with Isaac Bruce, Torry Holt, Marshall Faulk and Kurt Warner. I had just started getting big into football when that was going on, and being able to watch those guys and see how dynamic they were was really cool for me."

What is your proudest achievement outside of football? "It would have to be starting my foundation, 'J-Mac Gives Back.' It's tailored towards kids in alternative living situations, kids raised by grandparents, single mothers, single fathers and kids below the poverty line. I do anything I can to help people in situations like that. I do backpack events, Mother's Day events and camps. When I retire, I'll probably extend it even more."

If you could have witnessed any event in history, what would it be? "If I limited it to just sports history, it would be either Carl Lewis at the Olympics or Wilt Chamberlain's 100-point game."

If you could trade lives with somebody for one day, who would it be? "My dog. I just want to know what he goes through on a daily basis and what he sees and how he feels. I'm kind of curious." (laughter)

How would you describe the Ravens' culture in one word? "Respected. You can feel that all around the NFL. From a distance, you respect this organization. Even if you are on a different team, there is something about the Ravens that makes everyone respect it."

What did you know about John Harbaugh before signing here? "I heard about the type of man he is and the type of coach he is and how much people enjoy playing for him. He's very real and authentic. He loves to let everyone show their personality, but at the same time, he has command of the room, and when it is time to work, it is time to work. As a player, you have no choice but to respect that."

OPENING DAY SHUTOUT

Last Sunday's 20-0 victory at Cincinnati marked the Ravens' 11th all-time shutout and first since the 2009 campaign (16-0 win at Cleveland). Dating back to 2000, Baltimore's "D" owns the NFL's most shutouts (tied with Seattle), blanking opponents 10 times.

NFL SHUTOUT LEADERS / SINCE 2000

Rk.	Team	Shutouts
1.	Baltimore Ravens	10
	Seattle Seahawks	10
3.	New England Patriots	9

"D" DOMINATES IN WEEK 1

The Ravens' defense dominated in last Sunday's 20-0 win over Cincinnati. Here are several fast facts about Baltimore's standout performance against the Bengals:

- ✓ It marked the fourth time in team history the Ravens tallied 5 sacks and forced 5 turnovers in a game (last was 9/17/06 vs. Oak., with 6 QB drops, 3 INTs & 2 fumbles).
- ✓ For the first time in franchise history, Baltimore produced 5 sacks and 4 INTs in a single game.
- ✓ Only 10 times in the past 10 seasons has an NFL team posted 5 sacks and 4 interceptions in a game.
- ✓ Last Sunday was just the 18th time in Ravens history (and first since 2011) the defense forced 5 turnovers. (Baltimore is now 18-0 in such games).

NOTE OF THE WEEK

Under **John Harbaugh** (since 2008), the Ravens have produced the NFL's third-best home winning percentage (.750), going 54-18 at M&T Bank Stadium in nine seasons. During the 2016 campaign, Baltimore was 6-2 in Charm City.

NFL'S BEST REGULAR SEASON HOME RECORDS (John Harbaugh Era / Since 2008)

Rk.	Team	Record	Pct.
1.	New England Patriots	62-11	.849
2.	Green Bay Packers	56-16-1	.774
3.	Baltimore Ravens	54-18	.750
4.	Pittsburgh Steelers	52-20	.722
5.	Seattle Seahawks	49-23	.681

WEEK 2 NUMBER TO RAVE ABOUT

116.5

Career sacks for **OLB Terrell Suggs** (including 2 last week at Cincy), ranking No. 2 among active players (Julius Peppers has 144). Suggs' 33 forced fumbles also rank second among active players.

2017 AFC NORTH STANDINGS

Teams	W	L	T	Home	Road	Div.	Con.	PF	PA
Baltimore	1	0	0	0-0	1-0	1-0	1-0	20	0
Pittsburgh	1	0	0	0-0	1-0	1-0	1-0	21	18
Cincinnati	0	1	0	0-1	0-1	0-1	0-1	0	20
Cleveland	0	1	0	0-1	0-1	0-1	0-1	18	21



QUOTH THE RAVENS

THE NFL NETWORK'S PETER SCHRAGER ON S TONY JEFFERSON & S ERIC WEDDLE:

"[Jefferson] is a guy who might be the most underrated defensive player in the sport. Tony Jefferson has swagger; he is a personality. Him and Weddle will make up the best safety combo in the entire AFC this season. You have your Kam [Chancellor] and Earl Thomas up there in Seattle, but you go down to Baltimore, and this is like a mini 'Legion Of Boom,' what they are building down there in Baltimore on the back end. I think this Ravens defense could be outstanding this year."

C.J. Mosley on the Ravens' Week 1 defensive performance:

"It's a great start for the defense and a great start for the team. It won't mean anything if we don't come out next week and play even better, especially against another conference opponent. It's always about getting better."

OLB Terrell Suggs on the Ravens' Week 1 defensive performance and what he told S Tony Jefferson:

"We were okay. We could have been a lot better today. We're gonna enjoy it, but we have a lot of improvement to make. We're just like every team who won one game. It's one game. ... In the middle of the game today, I said to him, 'You had a great career at Arizona, but you were meant to be a Raven.'"

The Baltimore Sun's Childs Walker on the secondary:

"[Eric] Weddle, [Jimmy] Smith and [Tony] Jefferson are all capable of making the Pro Bowl. [Brandon] Carr is the picture of dependability. [Marlon] Humphrey, with his undeniable physical skills and Alabama pedigree, is the future. [Lardarius] Webb, who has voluntarily accepted a backup role as a jack-of-all trades, is the graying voice of Ravens wisdom. Add in versatile special teams star Anthony Levine Sr. and surprise training camp standout Jaylen Hill, and the group has an answer for every situation, even without the injured Tavon Young or Maurice Canady."

OLB Matthew Judon on the defense's togetherness:

"It's a family out there. On the practice field, we're going to fuss, we're going to fight, but in games we're going to get it right, and it helps. It helps when you can just rely and count on the person behind you, knowing he's going to get the job done, or the person to the left of you. If [Michael] Pierce is to the left of me and knowing he is going to take on the double team and be where he's supposed to be, it really helps. We're having fun. When one person makes a play, we're all right there celebrating and cheering each other on."

The Ringer's Robert Mays on DT Michael Pierce breaking out in 2017 after being a 2016 rookie free agent:

"To understand how the Ravens' defense is consistently great, look no further than their ability to find hidden gems like Pierce. The pairing of Pierce and [Brandon] Williams in the middle could prove overwhelming."

G Marshal Yanda on the Ravens' run game and being a winning offense that executes:

"I'm excited. We're all excited. It's a fresh start, and I think the word I think of is 'commitment.' I think we're going to be committed to it more this year than we ever have. We understand, too, that we're going to have to pass the ball. I tell the offensive line that it doesn't matter to us in the end – you can't look at it that way. When a pass is called, a pass is called. When a run is called, a run is called. It doesn't matter. You have to run the play that's called and execute that. If we have to throw the ball 60 times on Sunday to win the game, who knows what happens? You might have to do that. You have to be prepared. It doesn't matter – run or pass – you execute your job at a high level – run or pass – no matter what."

QB Joe Flacco on his expectations for the offense:

"The expectations are as they always are. We want to go out there, and we want to run the ball, and we want to hurt people down the field and put points on the board. Just because we have a couple of new guys and there have been some injuries and things like that, your expectations do not change. The expectation is to go out there and play winning football. That is to go out there and put as many points on the board until the 60 minutes are up."

Offensive coordinator Marty Mornhinweg on the impact of WR Jeremy Maclin:

"He's gifted, talented. He's smart. He's natural. He's smooth. He has outstanding hands. He's tough. He has a lot of great qualities. The one that popped into my mind first when asked the question was 'consistency.' He plays at a high level, consistent basis. He plays like a Raven. That's the way we want to play. He's a physical dude."

New Orleans Saints K Wil Lutz on K Justin Tucker:

"He has definitely set a standard for everybody that everybody is trying to get to. He's one of the best – if not the best – at what we do. Everybody wants to aim to be the best, and right now, it's tough to argue that he's not the best. It's cool to watch for me, because I was there with him [as a rookie free agent in 2016]. He gives me something to chase."



RAVENS / OPPONENT INFORMATION

2017 RANKINGS

DEFENSE

Category	--Ravens--		--Browns--	
	Stats	Rank	Stats	Rank
Total Defense	221.0	4	290.0	14
Rush Defense	77.0	14	35.0	1
Pass Defense	144.0	5	255.0	19t
Points Per Game	0.0	1	21.0	16t
3rd-Down Def. %	30.8	9	38.5	15t
4th-Down Def. %	0.0	1t	n/a	n/a
Red Zone Def. (TD%)	0.0	1t	100.0	24t

OFFENSE

Category	--Ravens--		--Browns--	
	Stats	Rank	Stats	Rank
Total Offense	268.0	20	237.0	23
Rush Offense	157.0	3	57.0	25
Pass Offense	111.0	29	180.0	20
Points Per Game	20.0	16	18.0	19
3rd-Down Off. %	42.9	11	25.0	25t
4th-Down Off. %	n/a	n/a	100.0	1t
Red Zone Off. (TD%)	33.3	20t	66.7	10t

TEAM

Category	--Ravens--		--Browns--	
	Stats	Rank	Stats	Rank
Turnover Ratio	+4	1t	even	10t
Penalties	11	28	4	3t
Penalty Yards	85	25	61	17

SERIES HISTORY

- **All-Time Series:** Ravens lead, 27-9.
- **In Baltimore:** Ravens are 14-4.
- **In Cleveland:** Ravens are 13-5.
- **Under John Harbaugh:** Baltimore is 16-2 vs. Cleveland.

BROWNS-RAVENS SERIES HISTORY SINCE 2008 / JOHN HARBAUGH ERA

Date	Location	Result	Attendance
09-21-08	Baltimore	Ravens, 28-10	71,104
11-02-08	Cleveland	Ravens, 37-27	73,078
09-27-09	Baltimore	Ravens, 34-3	70,950
11-16-09	Cleveland	Ravens, 16-0	69,023
09-26-10	Baltimore	Ravens, 24-17	71,119
12-26-10	Cleveland	Ravens, 20-10	65,028
12-04-11	Cleveland	Ravens, 24-10	63,648
12-24-11	Baltimore	Ravens, 20-14	71,083
09-27-12	Baltimore	Ravens, 23-16	70,944
11-04-12	Cleveland	Ravens, 25-15	65,449
09-15-13	Baltimore	Ravens, 14-6	71,098
11-03-13	Cleveland	Browns, 24-18	71,513
09-21-14	Cleveland	Ravens, 23-21	67,407
12-28-14	Baltimore	Ravens, 20-10	71,070
10-11-15	Baltimore	Browns, 33-30 (OT)	71,046
11-30-15	Cleveland	Ravens, 33-27	64,380
09-18-16	Cleveland	Ravens, 25-20	67,413
11-10-16	Baltimore	Ravens, 28-7	70,921

All-Time Series Results on Page 306 of the Ravens Media Guide.

2017 TEAM LEADERS

PASSING YARDS (TDs/INTs)

Joe Flacco 121 (1/1) DeShone Kizer 222 (1/1)

RUSHING YARDS (YPC)

Terrance West 80 (4.2) Isaiah Crowell 33 (1.9)
Javorius Allen 71 (3.4) DeShone Kizer 17 (3.4)

RECEIVING YARDS (CATCHES)

Jeremy Maclin 56 (2) Corey Coleman 53 (5)
Danny Woodhead 33 (3) Seth DeValve 42 (4)
Nick Boyle 14 (1) Isaiah Crowell 33 (2)

POINTS

Justin Tucker 8 Corey Coleman 6
Jeremy Maclin 6 DeShone Kizer 6
Terrance West 6 Zane Gonzalez 4

INTERCEPTIONS (YARDS)

Brandon Carr 1 (20) Derrick Kindred 1 (30)
C.J. Mosley 1 (31) n/a n/a
Jimmy Smith 1 (8) n/a n/a
Lardarius Webb 1 (10) n/a n/a

SACKS (YARDS)

Terrell Suggs 2 (-11) Carl Nassib 1 (-8)
Three Players 1 (n/a) n/a n/a

TACKLES (SOLO)

Tony Jefferson 9 (5) Joe Schobert 9 (4)
C.J. Mosley 8 (5) Jamar Taylor 6 (3)
Terrell Suggs 6 (5) Christian Kirksey 5 (2)

GROSS PUNTING (NET)

Sam Koch 41.7 (39.3) Britton Colquitt 48.4 (35.0)

FIELD GOALS (PCT.)

Justin Tucker 2/2 (100.0) Zane Gonzalez 1/1 (100.0)

PUNT RETURN YARDS (AVG.)

Michael Campanaro 23 (7.7) Jabrill Peppers 34 (11.3)

KICKOFF RETURN YARDS (AVG.)

n/a n/a Jabrill Peppers 14 (14.0)

2017 TALE OF THE TAPE

Category	Ravens	Browns
Record	1-0	0-1
Current Streak	Won 1	Lost 1
Points Scored	20	18
TDs Scored	2	2
Rushing TDs Scored	1	1
Passing TDs Scored	1	1
TDs on Returns	0	0
Points Against	0	21
TDs Allowed	0	3
Rushing TDs Allowed	0	0
Passing TDs Allowed	0	2
TDs on Returns Allowed	0	1
Time of Poss. Avg.	34:00	31:10
KOR Avg. For	n/a	14.0
KOR Avg. Against	11.0	4.0
PR Avg. For	7.7	11.3
PR Avg. Against	4.7	10.7
Sacks	5	1
Sacks Allowed	1	7
Interceptions	4	1
Interceptions Thrown	1	1
Fumbles Lost/Recovered	0/1	0/0



RAVENS / OPPONENT INFORMATION

KEY CONNECTIONS

PRO CONNECTIONS

• Ravens general manager/executive VP and Hall of Fame **TE Ozzie Newsome** played 13 seasons in Cleveland. After his playing career, he then held positions as a scout, assistant to the head coach/offense/pro personnel, and director of pro personnel before moving to Baltimore as VP of player personnel in 1996.

• Baltimore special teams coordinator/associate head coach **Jerry Rosburg** was the ST coordinator for the Browns from 2001-06, while Ravens defensive line coach **Joe Cullen** held the same title in Cleveland for one season (2013).

• The Ravens' staff is comprised of many who were invited to join the franchise when it moved from Cleveland: SVP of football admin. **Pat Moriarty**, SVP of public & community relations **Kevin Byrne**, VP of football video operations **Jon Dubé**, SVP of operations **Bob Eller**, VP of IT **Bill Jankowski**, and VP/head certified athletic trainer **Mark Smith**.

• Ravens senior personnel assistant **George Kokinis** was the Browns' GM in 2009. Kokinis began his career with Cleveland as an operations intern (1991) and then as a scout (1992-95).

• Baltimore director of pro personnel **Vincent Newsome** played two seasons (1991-92) for the Browns before becoming a special assignment scout for the team from 1993-95.

• Ravens **WR Chris Matthews** signed with the Browns as a rookie free agent in 2011, and **TE Benjamin Watson** played with Cleveland from 2010-2012. ... Selected by Cleveland in the NFL Draft were **RB Terrance West** (fourth round, 2014) and **TE Vince Mayle** (fourth round, 2015).

• Browns head coach **Hue Jackson** was the Ravens' quarterbacks coach for two seasons (2008-09). ... Browns senior offensive assistant **Al Saunders** served the same role for the Ravens from 2009-10.

• Browns director of player personnel and Baltimore native **Chisom Opara** spent the 2004 season as a player personnel assistant with the Ravens after signing with the team as an undrafted free agent in 2003. ... Browns director of college scouting **Bobby Vega** spent the 2004 summer as a player personnel intern with Baltimore.

COLLEGE CONNECTIONS

• The following Ravens coaches have coached college football in the state of Ohio: head coach **John Harbaugh** (Cincinnati 1989-96), special teams coordinator/associate head coach **Jerry Rosburg** (Cincinnati 1992-95), defensive coordinator **Dean Pees** (Miami of OH 1983-86, Toledo 1990-93, Kent State 1998-2003), linebackers coach **Don Martindale** (Defiance 1986-97, Cincinnati 1996-98) and senior offensive assistant/QBs coach **Craig Ver Steeg** (Cincinnati 1990-93).

• Several Ravens coaches attended Ohio colleges: **John Harbaugh** (Miami), **Dean Pees** (Bowling Green), **Chris Hewitt** (Cincinnati), **Greg Roman** (John Carroll) and **Don Martindale** (Defiance)

• Cleveland's strength and conditioning assistant **Evan Marcus** spent the 1994 season at the University of Maryland as the strength and conditioning assistant coach, and tight ends coach **Greg Seamon** served as Navy's quarterbacks coach from 1987-88.

HOMETOWN/HIGH SCHOOL CONNECTIONS

• Ravens SVP of football administration **Pat Moriarty** was born in Cleveland and was inducted into the athletic Hall of Fame at Benedictine HS. Head coach **John Harbaugh** (Perrysburg), defensive coordinator **Dean Pees** (Dunkirk) and LBs coach **Don Martindale** (Trotwood) were also born in Ohio.

• Ravens rookie **LB Bam Bradley** (Trotwood), **DT Willie Henry** (Glenville), **C Matt Skura** (Worthington-Kilbourne), **DT Brandon Williams** (Harmony Prep) and **DE Chris Wormley** (Toledo Whitmer), all played high school football in Ohio.

STANDOUTS VS. BROWNS

QB JOE FLACCO

Record	Att.	Cmp.	Pct.	Yds	TDs	INT	Rate
15-2	530	327	61.7	3,835	24	11	90.1

• Flacco has at least 1 TD pass in 10-straight games vs. Cleveland. His 24 TD passes vs. the Browns are the most he has against any one opponent in his career.

• Flacco (.882 winning pct. at 15-2 vs. Cle.) owns the third-best record by an active QB vs. a particular team (min. 10 starts): Ben Roethlisberger 20-2 (.910) vs. Cle. & Tom Brady 26-3 (.897) vs. Buf.

LB C.J. MOSLEY

G	TT	Solo	AS	INT	TDs	FF	FR	Sk-Yds	PD
6	33	22	11	1-0	0	0	0	0-0	1

• In 2016's Week 2 win at Cleveland, Mosley sealed the Ravens' victory with a last-second INT. He also posted 5 total tackles.

OLB TERRELL SUGGS

G	TT	Solo	AS	INT	TDs	FF	FR	Sk-Yds	PD
25	110	73	37	1-42	1	8	2	17-112.5	9

• Suggs' sacks (17), FFs (8) and PD (9) against Cleveland are the most he has vs. any one team during his career.

WR MIKE WALLACE

G	Rec.	Yds	Avg.	LG	TDs	1st	25+
10	25	448	17.9	56t	4	30	5

• In the Ravens' 2016 Week 2 win at Cleveland, Wallace scored 2 TDs, reeling in 4 passes for 41 yards.

S ERIC WEDDLE

G	TT	Solo	AS	INT	TDs	FF	FR	Sk-Yds	PD
4	26	20	6	1-2	0	1	1	.5-1	3

• In last season's Week 10 win over Cleveland, Weddle posted 4 solo tackles and 1 INT he returned 25 yards.

WEEK 1 RECAP: AT CINCINNATI

RAVENS 20, BENGALS 0 • SEPT. 10 AT CINCINNATI

For the first time since 2011, the Ravens won in Cincinnati, drubbing the host Bengals, 20-0, in the season opener last Sunday. (It was the Ravens' first shutout since 11/16/09 when Baltimore won, 16-0, at Cleveland.) The Ravens turned over the Bengals 5 times with all errors coming from QB Andy Dalton, who threw 4 interceptions and lost a fumble. Twice the Ravens turned Cincinnati over in the red zone. The first of these came in the second quarter with the Bengals at the Ravens' 9-yard line. **LB C.J. Mosley** then intercepted a Dalton pass in the end zone. The second red zone theft came after **OLB Terrell Suggs** stripped Dalton from the Ravens' 6-yard-line, and **DT Michael Pierce** recovered. The Ravens took a 17-0 halftime lead on a 25-yard **K Justin Tucker** field goal and touchdowns by **WR Jeremy Maclin** (48 yards from **QB Joe Flacco**) and **RB Terrance West** (2-yard run.) Following the Pierce recovery (at the Ravens' 6) early in the third quarter, the Ravens' offense produced a 17-play, 81-yard FG drive (Tucker 25 yards) that consumed nine minutes and 38 seconds. **CB Brandon Carr**, playing in his first game as a Raven, provided the initial turnover of the contest when he intercepted Dalton in the first quarter. **DB Lardarius Webb**, off a Suggs' deflection, and **CB Jimmy Smith** also posted interceptions. Baltimore sacked Dalton 5 times, with 2 of those coming from Suggs, who started his 15th season with the Ravens. Flacco, who did not practice in training camp or play in a preseason game, was 9-of-17 for 121 yards. The Ravens rushed for 157 yards, with West gaining 80 and **RB Javorius Allen** adding 71. Cincinnati was limited to 221 yards. WR A.J. Green caught 5 passes for 74 yards, while Dalton was 16-of-31 for 170.



RAVENS WINNING WAYS

TOP FRANCHISES / SINCE 2000

TOTAL WINS

1. New England Patriots . . . 226
2. Pittsburgh Steelers . . . 191
3. Indianapolis Colts . . . 188
4. Green Bay Packers . . . 184
- 5. BALTIMORE RAVENS . . . 173**
6. Denver Broncos . . . 172

SUPER BOWL BERTHS

1. New England Patriots . . . 7
2. New York Giants . . . 3
- Pittsburgh Steelers . . . 3
- Seattle Seahawks . . . 3
- 5. BALTIMORE RAVENS . . . 2**
- Car., Den., Ind. 2

SUPER BOWL TITLES

1. New England Patriots . . . 5
- 2. BALTIMORE RAVENS . . . 2**
- New York Giants . . . 2
- Pittsburgh Steelers . . . 2
- Den., GB, Ind., 1
- NO, Sea., TB 1

CONF. TITLE GAMES

1. New England Patriots . . 11
2. Pittsburgh Steelers 6
3. Philadelphia Eagles 5
- 4. BALTIMORE RAVENS 4**
- Green Bay Packers 4
- Indianapolis Colts 4

WINNING SEASONS

1. New England Patriots . . 16
2. Green Bay Packers 14
3. Indianapolis Colts 13
- Pittsburgh Steelers 13
- 5. BAL., Den., Phi., Sea. . . . 11**

PLAYOFF BERTHS

1. New England Patriots . . 14
2. Indianapolis Colts 13
- Green Bay Packers 13
3. Pittsburgh, Seattle 11
- 6. BALTIMORE, Philadelphia . . 10**

PLAYOFF GAMES

1. New England Patriots . . 34
2. Green Bay Packers 24
- Indianapolis Colts 24
- Pittsburgh Steelers 24
- 5. BALTIMORE, Seattle 23**

PLAYOFF WINS

1. New England Patriots . . 25
- 2. BALTIMORE RAVENS . . . 15**
- Pittsburgh Steelers 15
4. Seattle Seahawks 13
5. Green Bay, Indianapolis . . 12

SUPER BOWL CHAMPIONS



**LB Ray Lewis - 2000
Super Bowl XXXV MVP**

In a magnificent effort showcasing thrilling performances by their defense, offense and special teams units, the Baltimore Ravens won Super Bowl XXXV with a 34-7 victory over the New York Giants. Allowing the Giants a meager 152 total net yards, New York's attack crossed midfield just twice, while Baltimore's "D" posted 4 INTs. LB Ray Lewis was named the game's MVP, capping an accolade-filled season in which he was also tabbed the NFL's Defensive Player of the Year.



**QB Joe Flacco - 2012
Super Bowl XLVII MVP**

Baltimore defeated San Francisco, 34-31, in Super Bowl XLVII, capturing the franchise's second World Championship. After an amazing first-half performance, the Ravens took a commanding 28-6 lead. But following a bizarre, 34-minute power outage that halted play, the 49ers stormed back into contention. Clinging to a 34-29 edge late in the game, the Ravens stood firm on a pivotal goal-line stand, jamming SF on four-straight plays inside the 7-yard line. QB Joe Flacco was named the game's MVP.

PLAYOFF PERFORMERS

PLAYOFF WINNING PERCENTAGE (Since 1970 Merger)

Rk.	Team	Record	Pct.
1.	BALTIMORE RAVENS**	15-8	.652
2.	New England Patriots*****	31-18	.633
3.	New York Giants****	20-12	.625
4.	San Francisco 49ers*****	30-19	.612
5.	Pittsburgh Steelers*****	36-23	.610

* Number of Super Bowl Titles

JOHN HARBAUGH ERA

(SINCE 2008)

PLAYOFF BERTHS

1. Green Bay Packers 8
- New England Patriots . . . 8
- 3. BALTIMORE RAVENS 6**
- Cincinnati Bengals 6
- Indianapolis Colts 6
- Pittsburgh Steelers 6
- Seattle Seahawks 6

TOTAL WINS

1. New England Patriots . . 121
2. Green Bay Packers . . . 103
3. Pittsburgh Steelers . . . 102
- 4. BALTIMORE RAVENS . . . 96**
5. Denver Broncos 94
6. Indianapolis Colts 92

PLAYOFF WINS

1. New England Patriots . . 11
- 2. BALTIMORE RAVENS . . . 10**
3. Green Bay Packers 9
- Seattle Seahawks 9
5. Pittsburgh Steelers 8

PLAYOFF GAMES

1. New England Patriots . . 17
2. Green Bay Packers 16
- 3. BALTIMORE RAVENS . . . 15**
4. Seattle Seahawks 14
5. Pittsburgh Steelers 13

AFC TITLE GAMES

1. New England Patriots . . 6
- 2. BALTIMORE RAVENS . . . 3**
- Pittsburgh Steelers 3
4. Denver Broncos 2
- Indianapolis Colts 2
- New York Jets 2

PLAYOFF ROAD WINS

- 1. BALTIMORE RAVENS 7**
2. Green Bay Packers 5
3. New York Jets 4
4. San Francisco 49ers 3
5. NY Giants, Philadelphia . . 2
- Pittsburgh, Seattle 2

REG. SEASON WINS

1. New England Patriots . . 110
2. Green Bay Packers 94
- Pittsburgh Steelers 94
4. Denver Broncos 88
5. Indianapolis Colts 87
- 6. BALTIMORE RAVENS . . . 86**
- Atlanta Falcons 86

REG. SEASON HOME WINS

1. New England Patriots . . 62
2. Green Bay Packers 56
- 3. BALTIMORE RAVENS . . . 54**
4. Pittsburgh Steelers 52
5. Seattle Seahawks 49
6. Atl., Den., Ind., 48
- Min., NO 48

SUPER BOWL SUCCESS

The Baltimore Ravens are one of four franchises (New England, NY Giants and Pittsburgh) to win multiple Super Bowls since 2000.



HEAD COACH JOHN HARBAUGH

ALL-TIME RAVENS COACHING RECORDS

John Harbaugh is the third head coach in Baltimore Ravens history. He is the franchise's all-time winningest coach (96 total victories), with Brian Billick (85) ranking second.

SEASONS
RAVENS: 10TH
NFL: 20TH

Coach	Seasons	Reg. Season	Playoffs	Total
John Harbaugh	2008-17	86-59	10-5	96-64
Brian Billick	1999-2007	80-64	5-3	85-67
Ted Marchibroda	1996-98	16-31-1	n/a	16-31-1



HARBAUGH HEAD COACHING RECORDS (2008-17)

- Overall Career Record 96-64
- Regular Season Record 86-59
- at Home 54-18
- on Road 32-41
- vs. AFC 65-44
- vs. AFC North 35-20
- vs. Cleveland Browns 16-2
- vs. NFC 21-15
- Playoffs Record 10-5
- Home Playoff Games 2-0
- Road Playoff Games 7-5
- Super Bowl Record 1-0

RAVENS WINS UNDER HARBAUGH

Including playoffs (10-5), the Ravens are 96-64 since **John Harbaugh** became head coach in 2008, producing the NFL's fourth-most total victories. "Harbs" has led the Ravens to 86 regular season wins, tying (Atl.) for sixth most since 2008.

TOTAL NFL WINS / INCLUDING PLAYOFFS (Since Harbaugh's 2008 Baltimore Arrival)

Rk.	Team	Total Wins
1.	New England Patriots	121
2.	Green Bay Packers	103
3.	Pittsburgh Steelers	102
4.	Baltimore Ravens	96
5.	Denver Broncos	94

HARBAUGH SEASON-BY-SEASON

Year	Record	Playoffs (Result)
2017	1-0	TBD
2016	8-8	No Playoff Berth
2015	5-11	No Playoff Berth
2014	10-6	1-1 (Advanced to Divisional Round)
2013	8-8	No Playoff Berth
2012	10-6	4-0 (won Super Bowl XLVII)
2011	12-4	1-1 (Advanced to AFC Championship)
2010	12-4	1-1 (Advanced to Divisional Round)
2009	9-7	1-1 (Advanced to Divisional Round)
2008	11-5	2-1 (Advanced to AFC Championship)

HARBS IS HISTORICALLY GOOD

MOST PLAYOFF WINS BY A COACH / FIRST NINE SEASONS (Since 1970 Merger)

Coach (Team)	Playoff Wins	Seasons
Joe Gibbs (Was.)	11	1981-89
John Harbaugh (Bal.)	10	2008-16
George Seifert (SF, Car.)	10	1989-96, '99

THE HARBAUGH FILE

John Harbaugh has led the Ravens to a playoff berth in six (2008-12 & 2014) of his nine full seasons in Baltimore, and in 2012, captured the franchise's second Super Bowl title. Under his guidance, the Ravens have secured an appearance in three AFC Championships (2008, 2011 & 2012).

Here are several Harbaugh quick hits:

- The Ravens are one of seven teams with at least six playoff berths in the past nine seasons (2008-16): GB (8), NE (8), Bal. (6), Cin. (6), Ind. (6), Pit. (6) & Sea. (6).
- The Ravens' 10 playoff wins since 2008 rank second only to New England's 11.
- "Harbs" is the only head coach in NFL history to win a playoff game in each of his first four and five seasons.
- John and his brother, Jim (formerly of the 49ers), are the only head coaches to advance to three conference title games in the first five years as NFL bosses.
- Harbaugh is the only coach in NFL history to win a playoff game in six of the first seven seasons of a coaching career.
- In 2012, Harbaugh became the third coach (with Bill Cowher & Chuck Knox) since the 1970 merger to guide his team to the playoffs in each of his first five seasons.
- Harbaugh owns the second-most playoff wins (10, tied) by a coach in his first nine seasons (since the 1970 merger).
- With the Ravens' 2014 playoff berth, Harbaugh became one of eight coaches in NFL history to make the postseason in six of their first seven seasons coaching.
- For coaches to make the playoffs in at least six of their first nine years, "Harbs" is one of five active coaches to do so (Pete Carroll, Mike McCarthy, Andy Reid & Mike Tomlin).
- Harbaugh, Tom Landry (Dal.) and Tom Coughlin (Jax./NYG) own the most road playoff wins (7) by a HC in NFL history.



HEAD COACH JOHN HARBAUGH

ACTIVE HEAD COACH WINNING PERCENTAGE

John Harbaugh owns the fifth-best winning % (.600) among active NFL coaches, compiling a 96-64 record (including playoffs). For head coaches who've coached a minimum of 90 games, he's fourth to Bill Belichick, Mike McCarthy and Mike Tomlin.

ACTIVE HEAD COACHES / CAREER WINNING PERCENTAGE (Totals Include Regular Season and Playoff Games / Min. 40 Games)

Rk.	Coach	Team	Seasons	Record	Pct.
1.	Bill Belichick	Cle./NE	1991-95, 2000-17	263-126	.676
2.	Mike McCarthy	Packers	2006-17	125-69-1	.643
3.	Mike Tomlin	Steelers	2007-17	112-63	.640
4.	Bruce Arians	Cardinals	2013-17	42-25	.627
5.	John Harbaugh	Ravens	2008-17	96-64	.600
6.	Chuck Pagano	Colts	2012-17	52-35	.598
7.	Pete Carroll	NYJ/NE/Sea.	'94, '97-99, '10-17	113-80-1	.585

TRENDS UNDER HARBS

On grass.	30-23
Artificial turf	56-36
September.	21-10
October.	14-19
November	28-11
December	20-17
January	3-2
Leading at halftime	67-17
Leading After 3 quarters.	75-14
When scoring first.	63-19
Positive or even turnover ratio.	67-25
Scoring 20 or more points	69-24
Scoring 30 or more points	32-4
Totaling 350 or more net yards.	46-22
Rushing for 150 or more yards.	27-5
Holding opp. under 250 net yards	30-6
Holding opp. under 21 points.	69-14
Holding opp. under 15 points.	52-6

POSTSEASON SUCCESS: ACTIVE COACHES

PLAYOFFS WIN PERCENTAGE

Rk.	Coach	Rec.	Pct.
1.	Bill Belichick	26-10	.722
2.	John Harbaugh	10-5	.667
	Dan Quinn	2-1	.667
4.	Sean Payton	6-4	.600
5.	Pete Carroll	10-7	.588

SUPER BOWL TITLES

1. Bill Belichick	5
2. John Harbaugh	1
Pete Carroll	1
Mike McCarthy	1
Sean Payton.	1
Mike Tomlin.	1

HARBAUGH'S PATH TO THE NFL

Team	Position	Years
Baltimore Ravens	Head Coach	2008-17
Philadelphia Eagles	Secondary	2007
Philadelphia Eagles	Special Teams Coord.	1998-2006
Indiana University	DBs/Special Teams Coord.	1997
University of Cincinnati	Assistant Head Coach	1995-96
University of Cincinnati	TEs/OLBs/RBs/Special Teams	1989-94
Morehead State	DBs/ST Coord./S&C Coach	1988
University of Pittsburgh	Tight Ends	1987
Western Michigan	Graduate Assistant	1984-86

RAVENS UNDER HARBAUGH: SINCE 2008



AFC TITLE GAMES
(2nd Most - tied, Pit.)



ROAD PLAYOFF WINS
(NFL High)



PLAYOFF WINS
(2nd Most, NE - 11)



WINS AT HOME
(3rd Most)



TOTAL VICTORIES
(4th Most)



"John is the best coach I know, the best I've ever come across or competed against. I'm envious of the grasp he has of the entire game. I think offensively and with quarterback play, I'm right there with him. But I've got a ways to go in terms of special teams and understanding defense the way he does. I'm half as good as John is, but I'm trying."

- Jim Harbaugh on his brother, John

JERRY ROSBURG & SPECIAL TEAMS NOTES



ROSBURG LEADS RAVENS SPECIALISTS

SEASONS
RAVENS: 10TH
NFL: 17TH

Special teams coordinator/associate head coach **Jerry Rosburg** has guided a strong special teams group since arriving in Baltimore in 2008. Below are several standout notes about the coach and his successful group of specialists:

SIX PRO BOWLERS

• Six Ravens have earned eight combined Pro Bowl honors while playing for Rosburg: ST **Brendon Ayanbadejo** (2008), K **Billy Cundiff** (2010), RS **Jacoby Jones** (2012), K **Justin Tucker** (2013 & 2016), LS **Morgan Cox** (2015 & 2016) and P **Sam Koch** (2015).

PRIME KICKER & PUNTER

• Two-time Pro Bowl K **Justin Tucker**, who Rosburg scouted and helped sign as a rookie free agent, owns the NFL's most FGs (170) since entering the NFL in 2012. With an 89.9% career success mark, "Tuck" is the most accurate kicker in league history (170-of-189 on FGAs). Earning his first Pro Bowl nod in 2015, P **Sam Koch's** 46.7 gross average ranked No. 9 in the NFL that season, while his 42.9 net average was No. 2. In 2014, Koch posted the NFL's No. 3 gross (47.4) and No. 1 net (43.3) averages, both career highs and Ravens records.

RAVENS' BIG RETURNS

• Led by Pro Bowl RS **Jacoby Jones** in the 2012 Super Bowl season, Baltimore ranked first in the NFL in KOR average (27.3). Jones, who became the first player ever to record dual KORs of at least 105 yards in a career, tied for a league-leading 3 kick return TDs (2 KORs & 1 PR). He also tied an NFL record for longest KOR in a Super Bowl with his 108-yard KOR-TD. (In 2014's game at Pit., he added another 108-yarder to his resume, marking 4 total KOR-TDs over 100 yards in his career.)

ROSBURG'S PAST

• Prior to Baltimore, Rosburg built a successful NFL special teams resume with the Browns (2001-06) and Falcons (2007). Over a five-year span (2002-06), Cleveland's special teams were ranked as the top NFL unit in *The Dallas Morning News'* annual comprehensive report.

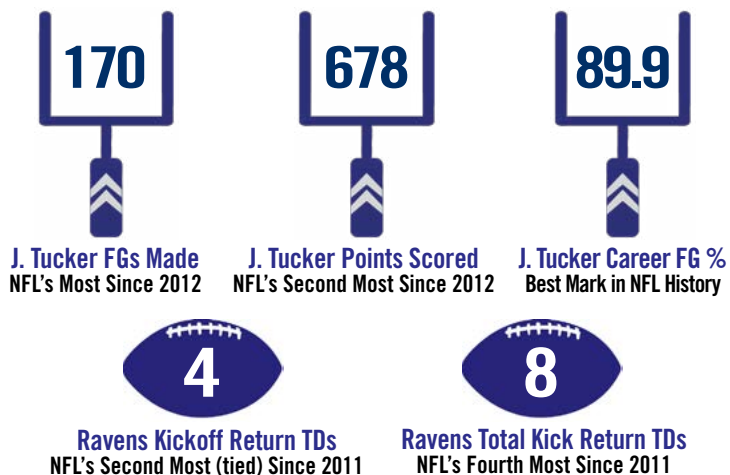
BALTIMORE BLOCK PARTY

Since 2014, the Ravens have produced the NFL's most blocked kicks (12), including an NFL-high 4 (tied, Mia.) in 2016.

MOST BLOCKED KICKS (2014-16)			MOST BLOCKED KICKS (2016 Season)		
Rk.	Team	Blocks	Rk.	Team	Blocks
1.	Baltimore	12	1.	Baltimore	4
2.	Miami	10		Miami	4
	Philadelphia	10	3.	Five Teams	3

RAVENS' NFL-HIGH 12 BLOCKS: BREAKDOWN (SINCE 2014)

Total Blocks	12	1st Qtr.	2	When Losing	8
FG Blocks	6	2nd Qtr.	1	When Winning	2
PAT Blocks	3	3rd Qtr.	3	When Tied	2
Punt Blocks	3	4th Qtr.	6	Record w/ Block	7-5



FIVE STRAIGHT IN THE TOP 5

In the past five seasons (2012-16), the Ravens' special teams units have consistently been acknowledged as one of the league's best. In the annual special teams report from *The Dallas Morning News*, senior NFL writer Rick Gosselin has ranked Baltimore in the NFL's Top 5 for five-straight seasons. (Gosselin's report is recognized by NFL teams as a special teams measuring stick.)

RAVENS SPECIAL TEAMS RANKINGS IN THE DALLAS MORNING NEWS' ANNUAL REPORT (Past Five Seasons)

Season	Ranking
2016	5th
2015	1st
2014	5th
2013	5th
2012	2nd

No other NFL team has been in the Top 5 in each of the past five seasons.

TOP KOR AVERAGES

Since 2008, when **Jerry Rosburg** became the Ravens' ST coordinator, Baltimore owns the NFL's No. 1 KOR average (25.2).

NFL KICKOFF RETURN AVERAGE (Since 2008 / Rosburg's Baltimore Tenure)

Rk.	Team	KOR	Yards	Avg.	Long	TDs
1.	Baltimore Ravens	410	10,327	25.2	108t	6
2.	Minnesota Vikings	477	11,711	24.6	109t	10
3.	Atlanta Falcons	338	8,163	24.2	102t	1
4.	New York Jets	465	11,130	23.9	107t	6
5.	Seattle Seahawks	421	10,036	23.8	105t	5

MARTY MORNHINWEG & OFFENSIVE NOTES

MARTY MANS THE OFFENSE

Marty Mornhinweg was elevated to offensive coordinator on Oct. 10, 2016. A 23-year NFL coaching veteran, Mornhinweg, who joined Baltimore as QBs coach in 2015, is a former head coach of the Lions (2001-02). He has also served as offensive coordinator for the New York Jets (2013-14), Philadelphia Eagles (2004-12) and San Francisco 49ers (1997-2000).

FIVE PRO BOWLERS

• Throughout his NFL coaching career, five quarterbacks have earned Pro Bowl honors under Mornhinweg's direction: Michael Vick, Donovan McNabb, Steve Young, Jeff Garcia and Brett Favre.

SEASONS

RAVENS: 3RD
NFL: 23RD



MARTY'S NFL COORDINATOR ROLES

1997-2000: 49ers – Offensive Coordinator/QBs Coach

- During this span, SF offense ranked third in total net yards (364.6 ypg), including third in rushing (131.4 ypg) and fifth in passing (233.2 ypg).
- In 1999, the 49ers boasted the NFL's No. 1 rush offense (130.9 ypg).
- In 1998, SF offense ranked No. 1 in the NFL (425.0 ypg), including first in rushing (159.0 ypg) and second in passing (266.0 ypg).

2004-12: Eagles – Offensive Coordinator/Asst. Head Coach

- Under Mornhinweg, 10 offensive players earned a total of 17 Pro Bowl honors. Philly set a then-franchise best with 6,386 total net yards in 2011.
- In his first season (2004) guiding the offense, Philadelphia advanced to Super Bowl XXXIX.

2013-14: NY Jets – Offensive Coordinator

- Jets ranked third in the NFL rush offense (138.7 ypg) during this span.
- In 2014, helped guide a rushing attack that finished third in the NFL (142.5 ypg) behind RBs Chris Ivory and Chris Johnson.

2016: Baltimore Ravens – Offensive Coordinator

- QB Joe Flacco threw for a franchise-record 4,317 yards.

TOP "O" UNDER HARBAUGH

The Ravens' Top 6 all-time single-game offensive outputs have come during the John Harbaugh/QB Joe Flacco Era, including a 496-yard performance vs. Miami with Marty Mornhinweg as O.C. in 2016.

RAVENS TOP TOTAL NET YARDS (Single-Game History)

Yards	Game/Date	Results
553	09/25/11 at STL	W, 37-7
548	12/13/09 vs. Det.	W, 48-3
533	12/23/12 vs. NYG	W, 33-14
503	09/23/12 vs. NE	W, 31-30
501	09/13/09 vs. KC	W, 38-24
496	12/04/16 vs. Mia.	W, 38-6

BALTIMORE RAVENS MOST TOTAL YARDS (Since 2012 / Past Five Years)

12/23/12 vs. NYG	533
09/23/12 vs. NE	503
12/04/16 vs. Mia.	496
09/20/15 at Oak.	493
10/12/14 at TB	475
09/28/14 vs. Car.	454

RUN GAME QUICK HITS

- ✓ Under John Harbaugh (since 2008), the Ravens have averaged the NFL's 13th-most rushing yards per game (115.5).
- ✓ Since 2008, the Ravens' 127 rushing TDs rank seventh in the NFL.
- ✓ Under Harbaugh, when rushing for at least 125 yards in a game, the Ravens have produced a 45-8 record. Baltimore is 27-5 when rushing for at least 150 yards during the Harbaugh Era.

RAVENS' BEST MARKS

With Marty Mornhinweg as a member of the Ravens' coaching staff (QB's coach in 2015 & O.C. for much of 2016), Baltimore tallied the Top 2 net passing yards seasons in team history. (The Ravens also posted the second-most net yards in team history in 2015.)

RAVENS "O" OUTPUT / SINGLE-SEASON HISTORY

NET PASSING YARDS		TOTAL NET YARDS	
Year	Yards	Year	Yards
2015	4,271	2014	5,838
2016	4,100	2015	5,749
1996	3,978	1996	5,723

PRIME PROTECTION

Since 2014 (a 49-game span), Baltimore's 77 sacks permitted rank as the NFL's fewest. The Ravens have allowed zero sacks in 12 games since 2014, a mark that ties (NYG & Oak.) for the NFL's most.

NFL'S FEWEST SACKS ALLOWED / SINCE 2014

Rk.	Team	Sacks
1.	Baltimore Ravens	77
2.	Oakland Raiders	81
3.	New York Giants	82

ZERO SACKS ALLOWED / GAMES / SINCE 2014

Baltimore Ravens	12
New York Giants	12
Oakland Raiders	12
Cincinnati, Pittsburgh	11



2016 Net Passing Yards
(Second in Team History)



2016 Flacco Passing Yards
(Career High & Team Record)



50+ Yard Receptions
NFL High by Mike Wallace in 2016



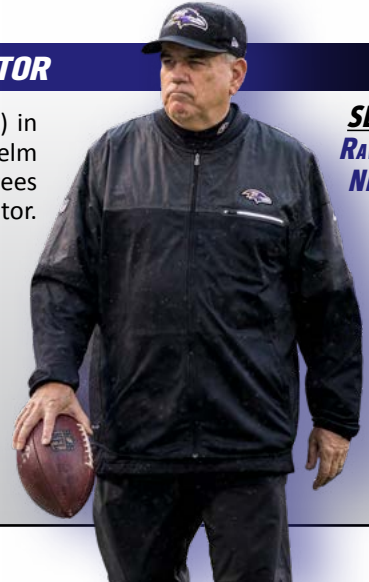
50+ Yard Receptions
by the Ravens in 2016
(tied, Atl., for fifth in NFL)

DEAN PEES & DEFENSIVE NOTES

PEES A PREMIER DEFENSIVE COORDINATOR

Defensive coordinator **Dean Pees** led the Ravens' seventh-ranked defense (322.1 ypg) in 2016, marking the sixth time a defense has finished in the NFL's Top 10 with Pees at the helm (despite only nine years of D.C. experience). Dating back to 1990 (the past 27 seasons), Pees ranks first (tied, Jim Bates) in percentage of Top 10 finishes (.667) as a defensive coordinator.

SEASONS
RAVENS: 8TH
NFL: 14TH



PERCENTAGE OF TOP 10 FINISHES AS A DEFENSIVE COORDINATOR / SINCE 1990 (Minimum Six Years of Coordinator Experience)

Rk.	Defensive Coordinator (Teams)	Pct. of Top 10 Finishes
1.	Dean Pees (NE/Bal.)	.667 (6 of 9)
	Jim Bates (Atl./Mia./GB/Den./TB)	.667 (6 of 9)
3.	Monte Kiffin (Min./NO/TB/Dal.)	.647 (11 of 17)
4.	Dave Campo (Dal./Cle.)	.571 (4 of 7)
	Marvin Lewis (Bal./Was.)	.571 (4 of 7)
	Tim Lewis (Pit./NYG)	.571 (4 of 7)

DEFENSIVE QUICK HITS

- ✓ *The Ravens are one of three teams (Denver & Seattle) to finish in the Top 10 on defense in each of the past three seasons.*
- ✓ *Ranking seventh overall (322.1 ypg) in 2016, it marked the 12th time in the past 14 seasons that Baltimore boasted a Top 10 unit.*
- ✓ *In 2016, Baltimore extended its NFL record to 21-consecutive seasons of not permitting over 4.0 yards per carry (3.7 average).*

2017 WEEK 1 DEFENSIVE HIGHLIGHTS

The Ravens' defense dominated in last Sunday's 20-0 win over Cincinnati. Here are several fast facts about the performance:

- ✓ It marked the fourth time in team history the Ravens tallied 5 sacks and forced 5 turnovers in a game (last was 9/17/06 vs. Oak., with 6 QB drops, 3 INTs & 2 fumbles).
- ✓ For the first time in franchise history, Baltimore produced 5 sacks and 4 INTs in a single game.
- ✓ Only 10 times in the past 10 seasons has an NFL team posted 5 sacks and 4 interceptions in a game.
- ✓ Last Sunday was just the 18th time in Ravens history the defense forced 5 turnovers. (Baltimore is 18-0 in such games.)

ALL-TIME RAVENS 'D' COORDINATORS

Dean Pees is another standout in a long line of great Ravens defensive coordinators, four of whom have gone on to become NFL head coaches: Marvin Lewis (1996-2001), Mike Nolan (2002-04), Rex Ryan (2005-08) and Chuck Pagano (2011).

RAVENS ALL-TIME DEFENSIVE COORDINATORS

Dean Pees (2012-17)*	Rex Ryan (2005-08)
Chuck Pagano (2011)	Mike Nolan (2002-04)
Greg Mattison (2009-10)	Marvin Lewis (1996-2001)*

* Super Bowl-winning "D" Coordinator

GET 'EM OUT

Since **Dean Pees** was named "D" coordinator in 2012, Baltimore has forced the NFL's third-most three-&-outs (241). In 2016, the Ravens' 43 three-and-outs tied for ninth most in the NFL.

DEFENSIVE THREE-AND-OUTS / SINCE 2012

Rk.	Team	3-&-Out Drives
1.	Denver Broncos	267
2.	Houston Texans	252
3.	Baltimore Ravens	241

RAVENS "D" UNDER HARBAUGH

Dean Pees leads a defensive unit that, during the **John Harbaugh** Era (2008-17), has allowed the NFL's second-fewest points (19.0) per game, third-fewest yards (316.2) per game and the second-fewest overall touchdowns (290).

POINTS PER GAME ALLOWED (Since 2008)

1. Pittsburgh 18.8
2. **Baltimore. 19.0**
3. New England. 19.4

TOUCHDOWNS ALLOWED (Since 2008)

1. **Baltimore 290**
- Pittsburgh 290
3. Seattle. 303

TOTAL NET YARDS ALLOWED (Since 2008)

1. Pittsburgh 306.6
2. NY Jets. 315.3
3. **Baltimore. 316.2**

OPPONENT PASSER RATING (Since 2008)

1. **Baltimore 79.6**
2. Green Bay 80.0
3. Cincinnati. 80.1

RUSHING YARDS ALLOWED (Since 2008)

1. Pittsburgh 92.0
2. **Baltimore. 96.6**
3. NY Jets. 99.8

THIRD-DOWN DEFENSE (Since 2008)

1. Houston 35.6
2. **Baltimore 36.0**
3. Arizona. 36.6

"Dean has a wealth of knowledge in understanding an offense and knows how to defend it. He is a terrific communicator and is always willing to accept feedback from players. He is a great talent evaluator and will put his players in the best position to succeed." – GM Ozzie Newsome




OZZIE NEWSOME / PERSONNEL NOTES

THE WIZARDRY OF OZ

SEASONS

Ravens: 22ND

NFL: 40TH



Ozzie Newsome's legacy is unlike any the game has seen. Known throughout all of sports as a premier leader, Newsome is a Hall of Fame player, the architect of Baltimore's 2000 and 2012 Super Bowl championship teams and an elite personnel evaluator who became the NFL's first African American GM.

OZZIE NEWSOME CAREER SNAPSHOT

- NFL's first African American General Manager (promoted in 2002)
- Architect of Ravens 2000 & 2012 Super Bowl Championship Teams
- NFL Executive of the Year (2000)
- Pro Football Hall of Fame (class of 1999)
- State of Alabama Hall of Fame (class of 1995)
- National Football Foundation College Hall of Fame and NCAA Hall of Fame (class of 1994)
- 13-Year NFL Tight End with Cleveland Browns (1978-90)
- Three-Time Pro Bowler (1981, 1984-85)
- Four-Time Cleveland Touchdown Club Offensive Player of the Year
- Current Member of Two Major NFL Policy-Making Groups: Competition Committee and Player Care Foundation Board

FIRST-ROUND FINDS

Led by Ozzie Newsome, the Ravens have selected 22 players in the NFL Draft's first round. These picks have earned 58 combined Pro Bowls, many All-Rookie honors, multiple Defensive Player of the Year Awards and two Super Bowl MVP honors.

RAVENS ALL-TIME FIRST-ROUND DRAFT PICKS

Year	Name	Pick	Pro Bowls
1996	T Jonathan Ogden*	4	11
1996	LB Ray Lewis* ++ ~	26	13
1997	LB Peter Boulware*	4	4
1998	CB Duane Starks*	10	
1999	CB Chris McAlister*	10	3
2000	RB Jamal Lewis*=	5	1
2000	WR Travis Taylor	10	
2001	TE Todd Heap*	31	2
2002	S Ed Reed* +	24	9
2003	OLB Terrell Suggs* +	10	6
2003	QB Kyle Boller	19	
2005	WR Mark Clayton*	22	
2006	DT Haloti Ngata*	12	5
2007	G Ben Grubbs*	29	2
2008	QB Joe Flacco^ ~	18	
2009	T Michael Oher*	23	
2011	CB Jimmy Smith	27	
2013	S Matt Elam	32	
2014	LB C.J. Mosley*	17	2
2015	WR Breshad Perriman	26	
2016	T Ronnie Stanley	6	
2017	CB Marlon Humphrey	16	

* All-Rookie Team ^ Rookie of the Year (*NFL.com* Fan Vote)
 ~ Super Bowl MVP + Defensive Player of the Year Awards
 = Offensive Player of the Year Award

HOMEGROWN PRO BOWLERS

Year Drafted (Rd.)	Name	Pro Bowls
1996 (1st)	LB Ray Lewis	13
1996 (1st)	T Jonathan Ogden	11
2002 (1st)	S Ed Reed	9
2003 (1st)	OLB Terrell Suggs	6
2007 (3rd)	G Marshal Yanda	6
2006 (1st)	DT Haloti Ngata	5
1997 (1st)	OLB Peter Boulware	4
1999 (1st)	CB Chris McAlister	3
2008 (2nd)	RB Ray Rice	3
2015 (RFA)	LS Morgan Cox #	2
2001 (1st)	TE Todd Heap	2
1996 (5th)	WR/RS Jermaine Lewis	2
2007 (4th)	FB Le'Ron McClain	2
2014 (1st)	LB C.J. Mosley	2
2000 (6th)	OLB Adalius Thomas	2
2012 (RFA)	K Justin Tucker #	2
2007 (1st)	G Ben Grubbs	1
2013 (4th)	FB Kyle Juszczyk	1
2006 (6th)	P Sam Koch	1
2000 (1st)	RB Jamal Lewis	1
2002 (RFA)	LB Bart Scott #	1

Undrafted rookie free agent **Bold** indicates 2016 Pro Bowler



21
HOMEGROWN
RAVENS PRO BOWL
PLAYERS



18
RAVENS
DRAFT PICKS
To Earn Pro Bowls



3
RAVENS
ROOKIE FREE AGENTS
To Earn Pro Bowls

"Really, Ozzie is an ambassador for the NFL, period. I think about three 'C's' when I think about Ozzie: classy, consistency and championships. That's what I think about. We're all chasing Ozzie Newsome, man. He doesn't talk about it, but go in his office, he's got skins on the wall. He doesn't have to talk about it. His resume says it all for him." – Jerry Reese, Giants GM



OZZIE NEWSOME / PERSONNEL NOTES

AN ELITE CLUB

The Baltimore Ravens have won two Super Bowl titles during their 21-year history, capturing the Lombardi Trophy in 2000 and 2012. Baltimore is just one of four NFL franchises to win multiple World Championships since 2000.



MOST SUPER BOWL CHAMPIONSHIPS (Since 2000 Season)

Titles	Team	Seasons
5	New England Patriots	2001, '03-04, '14, '16
2	Baltimore Ravens	2000, '12
2	New York Giants	2007, '11
2	Pittsburgh Steelers	2005, '08

CONSISTENT CONTENDERS

The Baltimore Ravens have earned 10 playoff berths in their history (2014, 2012, 2011, 2010, 2009, 2008, 2006, 2003, 2001, 2000). Baltimore's 10 berths from 2000-16 rank fourth in the AFC and tie (Philadelphia) for sixth overall in the NFL.

MOST NFL PLAYOFF BERTHS (2000-16 / Past 17 Full Seasons)

AFC	NFC
14 - New England	13 - Green Bay
13 - Indianapolis	11 - Seattle
11 - Pittsburgh	10 - Philadelphia
10 - Baltimore	8 - NY Giants

PLAYOFFS SINCE 2008

Baltimore is one of seven teams to earn a playoff berth six of the past nine seasons. In each of those respective playoff years, the Ravens won at least one playoff games.

MOST NFL PLAYOFF BERTHS/ 2008-16 / PAST NINE SEASONS

Berths	Team	Seasons
8	Green Bay Packers	2009-16
8	New England Patriots	2009-16
6	Baltimore Ravens	2008-12, 2014
6	Cincinnati Bengals	2009, 2011-15
6	Indianapolis Colts	2008-10, 2012-14
6	Pittsburgh Steelers	2008, 2010-11, 2014-16
6	Seattle Seahawks	2010, 2012-16

RAVENS "20/20" CLUB

The Ravens' "20/20 Club" includes members of the team's personnel staff who started with the Ravens as young assistants and grew into evaluators with more input. The term "20/20" refers to hiring 20-year-olds for \$20,000. But according to **Ozzie Newsome**: "The guys actually started when they were a little older than 20 and for more than \$20,000, but that's what we call them."

RAVENS "20/20 CLUB" GRADUATES / CURRENT SCOUTS

Name	Joined Ravens	Current Title
George Kokinis (Cle.)	1991	Senior Personnel Assistant
Eric DeCosta	1996	Assistant General Manager
Joe Hortiz	1998	Director of College Scouting
Chad Alexander	1999	Asst. Dir. of Pro Personnel
Mark Azevedo	2005	Northeast Area Scout
David Blackburn	2007	West Area Scout
Andrew Raphael	2013	Southeast Area Scout
Brandon Berning	2015	Midwest/SW Area Scout

UNDRAFTED GEMS

Undrafted rookie free agents **LB Bam Bradley**, **CB Jaylen Hill**, **FB/DL Patrick Ricard** made the Ravens' 2017 Week 1 roster. Their statuses marked the 14th-straight season a RFA has made Baltimore's roster, tying for the NFL's second-longest active streak.

CONSECUTIVE SEASONS W/ ROOKIE FA ON WEEK 1 ROSTER (Current NFL Streaks)

Rk.	Team	Seasons
1.	Indianapolis Colts	18
2.	Baltimore Ravens	14
	Denver, New England	14

ROOKIE FREE AGENTS

The Ravens have a history of unearthing rookie free agent gems. On their 2017 Week 2 roster, Baltimore has 14 players who entered the NFL as RFAs. Of those, eight were originally signed by the Ravens.

ORIGINAL RAVENS ROOKIE FA SIGNINGS / 2017 ROSTER

2010: LS Morgan Cox	2016: DT Michael Pierce
2012: K Justin Tucker	2017: LB Bam Bradley
2014: T James Hurst	2017: CB Jaylen Hill
2016: LB Patrick Onwuasor	2017: FB/DL Patrick Ricard

RAVENS SUCCESS ACROSS THE DRAFT BOARD

- 1st** → Jonathan Ogden ('96), Ray Lewis ('96), Peter Boulware ('97), Chris McAlister ('99), Jamal Lewis ('00), Todd Heap ('01), Ed Reed ('02), Terrell Suggs ('03), Haloti Ngata ('06), Joe Flacco ('08), Jimmy Smith ('11), C.J. Mosley ('14), Ronnie Stanley ('16)
- 2nd** → Jamie Sharper ('97), Ray Rice ('08), Torrey Smith ('11), Courtney Upshaw ('12), Kelechi Osemele ('12), Timmy Jernigan ('14)
- 3rd** → Casey Rabach ('01), Marshal Yanda ('07), Lardarius Webb ('09), Brandon Williams ('13), Crockett Gillmore ('14)
- 4th** → Edwin Mulitalo ('99), Jarret Johnson ('03), Le'Ron McClain ('07), Dennis Pitta ('10), Kyle Juszczyk ('13), Alex Lewis ('16), Tavon Young ('16)
- 5th** → Jermaine Lewis ('96), Dawan Landry ('06), Arthur Jones ('10), Pernell McPhee ('11), Rick Wagner ('13), John Urschel ('14)
- 6th** → Adalius Thomas ('00), Chester Taylor ('02), Sam Koch ('06), Haruki Nakamura ('08), Tyrod Taylor ('11)
- 7th** → DeAngelo Tyson ('12), Michael Campanaro ('14)
- RFA** → Mike Flynn ('97), Priest Holmes ('97), Will Demps ('02), Bart Scott ('02), Ma'ake Kemoeatu ('02), Jameel McClain ('08), Dannell Ellerbe ('09), Morgan Cox ('10), Justin Tucker ('12), Zach Orr ('14), Michael Pierce ('16)



IRONMEN & TURNOVER NOTES

NFL IRONMEN

Among active NFL players, Ravens P **Sam Koch** (177) & CB **Brandon Carr** (145) each rank third and second at their respective positions for current streaks of most consecutive games played.

CONSECUTIVE GAMES PLAYED / CURRENT NFL STREAKS

PUNTERS		CORNERBACKS	
1. Shane Lechler (Hou.) . . . 239	1. William Gay (Pit.) 161	2. Brandon Carr (Bal.) . . . 145	3. Glover Quinn (Det.) 117
2. Donnie Jones (Phi.) 193	3. Patrick Peterson (Ari.) . . . 97		4. Richard Sherman (Sea.) . . 97
3. Sam Koch (Bal.) 177			
4. Brett Kern (Ten.) 145			
5. Jon Ryan (Sea.) 144			

CARR IS THE IRON HORSE

Ravens CB **Brandon Carr's** 145-consecutive starts rank as the NFL's longest active streak among defensive players, and it stands sixth overall among all NFL position players.

NFL CONSECUTIVE GAMES STARTED / CURRENT STREAKS

Rk.	Player	Games
1.	Eli Manning (NYG)	200
2.	Philip Rivers (LAC)	177
3.	Jason Witten (Dal.)	164
4.	Joe Thomas (Cle.)	161
5.	Donald Penn (Oak.)	157
6.	Brandon Carr (Bal.)	145*
7.	Andy Levitre (Atl.)	129

* longest streak among NFL defenders

RAVENS IRONMEN

RAVENS CONSECUTIVE GAMES PLAYED / CURRENT STREAKS

Rk.	Player	Games
1.	Sam Koch	177
2.	Justin Tucker	81
3.	Anthony Levine Sr.	65

RAVENS CONSECUTIVE GAMES PLAYED / ALL-TIME STREAKS

Rk.	Player	Games	Years
1.	Sam Koch	177	2006-present
2.	Jarret Johnson	129	2003-11
3.	Joe Flacco	122	2008-2015
4.	Peter Boulware	111	1997-2003
5.	Matt Stover	110	2002-08

BALTIMORE RAVENS MOST ALL-TIME GAMES PLAYED

Rk.	Player	Games	Years
1.	Ray Lewis	228	1996-2012
2.	Matt Stover	207	1996-2008
3.	Terrell Suggs	198	2003-present
4.	Sam Koch	177	2006-present
	Jonathan Ogden	177	1996-2007
6.	Ed Reed	160	2002-12
7.	Marshal Yanda	145	2007-present
8.	Jarret Johnson	143	2003-11
9.	Joe Flacco	139	2008-present
10.	Chris McAlister	135	1999-2008
	Haloti Ngata	135	2006-14
12.	Kelly Gregg	134	2001-10
13.	Mike Flynn	133	1998-2007
	Todd Heap	133	2001-10

TURNOVER MARGIN SINCE 2008

Rk.	Team	Turnover Diff.	Take-Aways	Give-Aways
1.	New England	+118	262	144
2.	Green Bay	+96	258	162
3.	Carolina	+38	262	224
4.	Atlanta	+37	231	194
	San Francisco	+37	229	192
6.	Seattle	+35	233	198
7.	Baltimore*	+33	237	204
	Kansas City	+33	231	198

* Ravens were +5 in 2016, tied (Dal. & Pit.) for ninth in NFL.

2017 PLUS/MINUS

Following Week 1's 20-0 victory over the Bengals, Baltimore ranks (tied, Jacksonville) first in the NFL in turnover ratio (+4). The Cincinnati win marked just the 18th time in team history the defense forced 5 turnovers. (Baltimore is 18-0 in such games.)

NFL TURNOVER DIFFERENTIAL (2017 Season)

Rk.	Team	Turnover Diff.	Take-Aways	Give-Aways
1.	Baltimore	+4	5	1
	Jacksonville	+4	4	0
3.	Detroit	+3	4	1
4.	LA Rams	+2	3	1
	Philadelphia	+2	4	2
6.	Four teams	+1	n/a	n/a

TURNOVER TABLE SINCE 2000

Year	TA/TO	Plus/Minus	Record
2017	5/1	+4	1-0
2016	28/23	+5	8-8
2015	14/28	-14	5-11
2014	22/20	+2	10-6
2013	24/29	-5	8-8
2012	25/16	+9	10-6
2011	26/24	+2	12-4
2010	27/20	+7	12-4
2009	32/22	+10	9-7
2008	34/21	+13	11-5
2007	23/40	-17	5-11
2006	40/23	+17	13-3
2005	26/36	-10	6-10
2004	34/23	+11	9-7
2003	41/38	+3	10-6
2002	31/32	-1	7-9
2001	28/36	-8	10-6
2000	49/26	+23	12-4
Total	509/458	+51	158-115

RAVENS ARE...

Since 2000, here are the Ravens' records in a game:

When turnover ratio is +2 or better 70-5
 When turnover ratio is +1 or better 101-15
 When turnover ratio is even 29-21
 When turnover ratio is negative 27-77

Note: Since 2000, the Ravens own a 70-5 record when posting at least a +2 turnover margin in a game, with the only losses coming in 2010 (23-20 OT at NE), 2012 (24-23 at Phi.), 2014 (34-33 vs. SD) and twice in 2016 (27-23 at NYG & 30-23 at NE).



THAT M&T MAGIC



AT HOME UNDER HARBAUGH

Under **John Harbaugh** (since 2008) the Ravens own the NFL's third-best home winning percentage (.750), going 54-18 at M&T Bank Stadium.

NFL'S BEST REGULAR SEASON HOME RECORDS (John Harbaugh Era / Since 2008)

Rk.	Team	Record	Pct.
1.	New England Patriots	62-11	.849
2.	Green Bay Packers	56-16-1	.774
3.	Baltimore Ravens	54-18	.750
4.	Pittsburgh Steelers	52-20	.722
5.	Seattle Seahawks	49-23	.681

RAVENS DOMINATE AT HOME

Simply put, the Ravens have been dominant at home since the day they arrived in Baltimore. Below are the Ravens' respective home records and corresponding NFL rankings during several periods.

RAVENS HOME RECORDS / NFL RANKINGS

Time Period (Milestone)	Record	NFL Rank
Since 2010 (Past Seven Seasons)	42-14	4
Since 2008 (John Harbaugh's Arrival)	54-18	3
Since 2000 (First Super Bowl Season)	100-36	2
Since 1998 (M&T Bank Stadium Opened)	108-44	3
Since 1996 (Team's Inception)	115-52-1	5

AT HOME, RAVENS ARE...

- Under **John Harbaugh**, the Ravens are 14-2 in September home games. The Ravens have won 17 of their past 19 home games in the month of September.
- Under Harbaugh, the Ravens are 17-3 in November home games, producing the NFL's best record. The Ravens have won 15 of their past 17 home games during the month and went 3-0 in 2016.
- The Ravens are 14-7 at home in the month of December under Harbaugh and 34-15 in such games during their history.
- Under coach Harbaugh, the Ravens are 20-7 in home games played against AFC North foes.
- Baltimore has won 15 of its last 19 home games vs. AFC North foes.
- Baltimore has won 18 of its last 21 home games vs. NFC teams.
- The Ravens are 12-3 at home all time against teams from the *West Coast* (Oak. – 5-1, SD – 3-1, SF – 2-0 and Sea. – 2-1).
- In the Ravens' history, Baltimore has hosted 17 games when the temperature was below 40 degrees. Impressively, the Ravens are 15-2 in these contests, winning 15 of the past 16.

TOP "D" AT HOME

Baltimore has permitted an NFL-best 16.4 ppg at home during the **John Harbaugh** Era. Under "Harbs," the Ravens are 27-0 at home when allowing 10 points or fewer. In 17 of those games, the Ravens gave up no more than 7 points.

FEWEST POINTS/GAME ALLOWED AT HOME (Since 2008)

Rk.	Team	PPG
1.	Baltimore	16.4
2.	Seattle	17.4
3.	Pittsburgh	17.8

RAVENS DEFENSE AT HOME (SINCE 2008)



16.4
Points Per Game Allowed
(NFL's Fewest)



74.4
Opponent Passer Rating
(NFL's Best)



296.2
Yards Per Game Allowed
(NFL's Second Fewest)

M&T BANK STADIUM FAST FACTS

✓ *Dating back to 2008, the Ravens have outscored opponents 1,774 to 1,118 at home. In their 54 wins during this span, the margin of victory has been a strong 13.6 points per game.*

✓ *In 2016, the Ravens boasted the NFL's No. 1 defense in both points (14.8) and yards allowed (260.3) at home; Baltimore posted a 6-2 record.*

QUITE THE HOME HISTORY

The Ravens' "D" has been stout at home for many seasons. Since 2003, Baltimore ranks first in fewest points allowed per game (16.3) among home teams. The Ravens have also registered the top mark in terms of fewest yards allowed per game (290.6).

BEST NFL DEFENSES AT HOME / SINCE 2003

TOTAL DEFENSE (Fewest Yards Allowed)	POINTS PER GAME (Fewest Allowed)
1. Baltimore 290.6	1. Baltimore 16.3
2. Pittsburgh 295.7	2. New England 17.0
3. NY Jets 303.6	3. Seattle 17.3
INTERCEPTIONS (Most in NFL)	SACKS (Most in NFL)
1. Cincinnati 142	1. Minnesota 304
2. Green Bay 141	2. Baltimore 301
3. Baltimore 139	3. NY Giants 297
New England 139	4. LA Rams 292



ALL-TIME RESULTS / TRENDS

RAVENS ALL-TIME RECORDS

	<u>Overall Record</u>	<u>Home</u>	<u>Away</u>
Overall	182-154-1	115-52-1	67-102
In M&T Bank Stadium (since 1998)	108-44	108-44	n/a
Coached by Ted Marchibroda	16-31-1	11-12-1	5-19
Coached by Brian Billick	80-64	50-22	30-42
Coached by John Harbaugh	86-59	54-18	32-41
vs. AFC Teams	141-120	89-47	52-73
vs. AFC North	53-38	32-13	21-25
vs. AFC Central (1996-2001)	26-28	13-14	13-14
vs. AFC East	21-21	15-5	6-16
vs. AFC South	15-15	10-5	5-10
vs. AFC West	22-18	15-7	7-11
vs. NFC Teams	46-35-1	31-8-1	15-27
vs. NFC North	6-6	5-1	1-5
vs. NFC Central (1996-2001)	3-5	3-1	0-4
vs. NFC East	13-9-1	8-2-1	5-7
vs. NFC South	10-6	5-3	5-3
vs. NFC West	14-9	10-1	4-8
On Monday Night Football - ABC/ESPN	11-11	4-2	7-9
On NBC/ESPN - Sunday Night or Thursday Night	15-13	11-5	4-8
On NFL Network	6-2	4-0	2-2
In Overtime	12-10-1	7-3-1	5-7
Ravens Shutout Wins	11-0	5-0	6-0
In Season Openers	10-11	7-4	4-7
Indoors	6-14	n/a	6-14

Note: Baltimore has played in Houston's Reliant/NRG Stadium five times (3-2), Indy's Lucas Oil Stadium twice (0-2) and Dallas' Texas Stadium once (1-0). Three of those games at Reliant Stadium (12/13/10, 10/21/12 & 12/21/14) came when the roof was closed, meaning those games were "indoors," while the other games listed are considered "outdoors" due to open roofs.

In August	0-1	0-1	0-0
In September	44-28	28-7	16-21
In October	33-46	18-17	15-29
In November	53-37-1	32-12-1	21-25
In December	47-38	34-15	13-23
In January	5-4	3-0	2-4

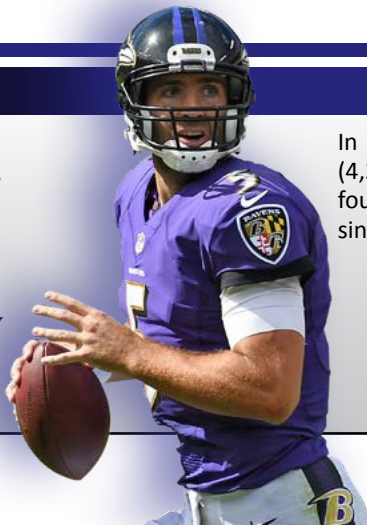
RAVENS RESULTS WHEN...

<u>Team</u>	<u>Since 2000</u>	<u>Since 2008</u>	<u>2017</u>
Record	158-115	86-59	1-0
vs. AFC North (since 2002)	53-38	35-20	1-0
vs. AFC	119-87	65-44	1-0
vs. NFC	39-28	21-15	0-0
Home	100-36	54-18	0-0
Away	58-79	32-41	1-0
On grass	68-59	30-23	1-0
Artificial turf	90-56	56-36	1-0
Outdoors	153-104	80-52	1-0
Indoors	5-11	4-6	0-0
September	36-21	21-10	1-0
October	30-35	14-19	0-0
November	48-25	28-11	0-0
December	39-31	20-17	0-0
January	5-3	3-2	0-0
Leading at halftime	122-23	67-17	1-0
Trailing at halftime	27-79	14-37	0-0
Tied at halftime	9-13	5-5	0-0
Tied after 3 quarters	3-6	1-2	0-0
Leading After 3 quarters	133-16	75-14	1-0
Trailing after 3 quarters	23-92	10-46	0-0
Decided by 7 points or less	68-63	37-39	0-0
Decided by 3 points or less	39-35	23-21	0-0
When scoring first	108-34	63-19	1-0
When not scoring first	50-81	23-40	0-0
Positive or even turnover ratio	131-37	67-25	1-0
Negative turnover ratio	27-78	19-34	0-0
Winning penalty ratio	70-45	39-19	0-0
Losing penalty ratio	76-60	39-32	1-0
Overtime	9-8	6-5	0-0
When returning a KOR for a TD	5-2	5-1	0-0
When returning a PR for a TD	8-2	4-0	0-0

<u>Offense</u>	<u>Since 2000</u>	<u>Since 2008</u>	<u>2017</u>
Scoring 20 or more points	120-39	69-24	1-0
Scoring 30 or more points	52-6	32-4	0-0
Having 20 or more first downs	69-43	47-24	0-0
Totaling 350 or more net yards	71-37	46-22	0-0
At least 35 minutes time of poss.	39-7	19-5	0-0
Rushing for 150 or more yards	52-13	27-5	1-0
When not throwing an INT	86-19	48-12	0-0
With a 100-yard rusher	51-20	23-7	0-0
Without a 100-yard rusher	107-95	63-52	1-0
With a 100-yard receiver	35-22	22-15	0-0
Without a 100-yard receiver	123-93	64-44	1-0
With a 300-yard passer	21-18	18-13	0-0
Without a 300-yard passer	137-97	68-46	1-0

<u>Defense</u>	<u>Since 2000</u>	<u>Since 2008</u>	<u>2017</u>
When scoring a defensive TD	38-7	16-5	0-0
When returning an INT for a TD	31-3	13-2	0-0
When returning a fumble for a TD	7-4	3-3	0-0
Recording 3 or more sacks	85-34	39-20	1-0
Holding opp. under 250 net yards	46-6	30-6	1-0
Holding opp. under 21 points	125-35	69-14	1-0
Holding opp. under 15 points	100-15	52-6	1-0
Allowing a 100-yard rusher	17-24	10-13	0-0
Not allowing a 100-yard rusher	140-92	76-46	1-0
Allowing a 100-yard receiver	32-38	15-22	0-0
Not allowing a 100-yard receiver	127-76	71-37	1-0
Allowing a 300-yard passer	22-24	14-16	0-0
Not allowing a 300-yard passer	135-91	72-43	1-0

JOE FLACCO NOTES



THE FRANCHISE QUARTERBACK

5 FLACCO

10TH SEASON

SUPER BOWL XLVII MVP

6-6, 245

QUARTERBACK

In 2016, QB Joe Flacco set a Ravens' single-season franchise record for passing yards (4,317), which also ranked as the NFL's seventh most (second in the AFC). Flacco now owns four of the Top 5 passing yards campaigns in team history. In 2016, he also set Baltimore's single-season completions record (436), breaking his previous record (362 in 2013).

RAVENS CAREER PASSING LEADERS

Rk.	Player	G	Att	Cmp	Pct	Yards	TDs	INTs	Rate
1.	Joe Flacco	139	4,759	2,924	61.4	32,760	183	118	84.5
2.	Kyle Boller	53	1,311	746	56.9	7,846	45	44	71.9
3.	V. Testaverde	29	1,019	596	58.5	7,148	51	34	82.8

PLAYOFF PERFECTION

Super Bowl XLVII MVP QB Joe Flacco was masterful during the Ravens' 2012 playoff run, completing 73 of 126 passes for 1,140 yards, 11 TDs and 0 INTs to produce a 117.2 passer rating. Flacco joined Hall of Fame QB Joe Montana (1989) as the only players to produce 11 TDs and 0 INTs during an NFL postseason.

JOE FLACCO STATISTICS / 2012 PLAYOFFS

Game (Opp./Rd.)	Cmp-Att	Pct.	Yards	TDs	INTs	Rate
1/06/13 vs. Ind. (WC)	12-23	52.2	282	2	0	125.6
1/12/13 at Den. (Div.)	18-34	52.9	331	3	0	116.2
1/20/13 at NE (AFC)	21-36	58.3	240	3	0	106.3
2/03/13 at SF (SB)	22-33	66.6	287	3	0	124.2
Totals (Record: 4-0)	73-126	57.9	1,140	11	0	117.2

FLACCO POSTSEASON QUICK HITS

- ✓ Flacco, Joe Montana (1989) and Kurt Warner (2008) are the only QBs in NFL history to throw 11 TDs in a single postseason. Neither Flacco nor Montana threw an INT.
- ✓ In the Ravens' last 10 playoff games (since the 2010 season), Flacco is 196-of-327 for 2,563 yards, 24 TDs and 4 INTs (104.1 rating). He has led the Ravens to a 7-3 record in these contests.
- ✓ In Baltimore's last six playoff games (5-1 record), Flacco has thrown 17 TDs and 2 INTs. Completing 119 of 200 passes for 1,691 yards, he owns a magnificent 111.1 QB rating.
- ✓ Flacco has thrown at least 2 TDs in eight-straight playoff games, marking the longest streak in NFL postseason history.

QUARTERBACK WINS

MOST TOTAL WINS BY QBs (Includes Playoffs / Since 2008)

Rk.	Player	Record
1.	Tom Brady	108-35
2.	Aaron Rodgers	100-52
3.	Joe Flacco	94-59
4.	Ben Roethlisberger	93-49
5.	Drew Brees/Matt Ryan	89-62

MOST REGULAR SEASON WINS BY QBs (First SEVEN Seasons / NFL History)

Rk.	Player	Wins
1.	Joe Flacco (2008-14)	72
2.	Tom Brady (2000-06)	70
3.	Ben Roethlisberger (2004-10)	69

MOST REGULAR SEASON WINS BY QBs (First EIGHT Seasons / NFL History)

Rk.	Player	Wins
1.	Tom Brady (2000-07)	86
2.	Ben Roethlisberger (2004-11)	80
3.	Peyton Manning (1998-2005)	80
4.	Jim Kelly (1986-93)	76
5.	Joe Flacco (2008-15)	75

MOST REGULAR SEASON WINS BY QBs (First NINE Seasons / NFL History)

Rk.	Player	Wins
1.	Peyton Manning (1998-2006)	92
2.	Tom Brady (2000-08)	87
	Ben Roethlisberger (2004-12)	87
4.	Matt Ryan (2008-16)	85
5.	Joe Flacco (2008-16)	83
	Jim Kelly (1986-94)	83

QB PLAYOFF VICTORIES

PLAYOFF WINS (Active QBs / Since 2008)

1.	Tom Brady	11
2.	Joe Flacco	10
3.	Aaron Rodgers	9
4.	Ben Roethlisberger	8
	Russell Wilson	8

ROAD PLAYOFF WINS (By QBs / NFL History)

1.	Joe Flacco	7
2.	E. Manning, A. Rodgers	5
	B. Roethlisberger	5
5.	L. Dawson, J. Delhomme	4
	M. Sanchez, R. Staubach	4

94

Total Wins
Third Most
by a QB Since 2008

83

Reg. Season Wins
Fifth Most (tied)
by a QB in a First
Nine (2008-16) Seasons

10

Playoff Wins
Second Most
by a QB Since 2008



JOE FLACCO NOTES

JOE'S RAVENS PASSING RECORDS

300-YARD PASSING GAMES (Ravens Single Seasons)

Rk.	Player (Year)	Games
1.	Joe Flacco (2015)	5
	Joe Flacco (2014)	5
	Joe Flacco (2012)	5
	Vinny Testaverde (1996)	5
4.	Joe Flacco (2016, 2011)	4

300-YARD PASSING GAMES (Ravens Career History)

Rk.	Player (Year)	Games
1.	Joe Flacco (2008-16)	30
2.	V. Testaverde (1996-97)	8
3.	Steve McNair (2006-07)	2
	Jeff Blake (2002)	2
	Eric Zeier (1996-97)	2

MOST PASSES WITHOUT AN INT (Ravens History)

Rk.	Player (Year)	Passes
1.	Joe Flacco (2016)	176
2.	Eric Zeier (1997-98)	175
3.	Steve McNair (2006)	162
4.	Joe Flacco (2010)	137
5.	Joe Flacco (2014, 2012)	126

MORE RAVENS RECORDS

RAVENS SINGLE-GAME PASSING YARDS

Yards	Player	(Opp./Date)
429	Vinny Testaverde	vs. STL, 10/27/96
389	Joe Flacco	at STL, 9/25/11
385	Joe Flacco	at Min., 10/18/09
384	Joe Flacco	at Oak., 9/20/15
382	Joe Flacco	vs. NE, 9/23/12

RAVENS SINGLE-SEASON PASSING YARDS

Rk.	Player (Year)	Cmp-Att	Pct.	Yards	TD	INT	Rate
1.	Joe Flacco ('16)	436-672	64.9	4,317	20	15	83.5
2.	V. Testaverde ('96)	325-549	59.2	4,177	33	19	88.7
3.	Joe Flacco ('14)	344-554	62.0	3,986	27	12	91.0
4.	Joe Flacco ('13)	362-614	59.0	3,912	19	22	73.1
5.	Joe Flacco ('12)	317-531	59.7	3,817	22	10	87.7

QUARTERBACK IRONMAN

Prior to his knee injury in 2015, QB Joe Flacco made 122-straight regular season starts, the fifth-longest streak in NFL history.

MOST CONSECUTIVE STARTS / QUARTERBACKS / NFL HISTORY

Rk.	Player (Years)	Games
1.	Brett Favre (1992-2010)	297
2.	Peyton Manning (1998-2011)	208
3.	Eli Manning (2004-present)	200
4.	Philip Rivers (2006-present)	177
5.	Joe Flacco (2008-15)	122
6.	Ron Jaworski (1977-84)	116

RAVENS RECORD & FLACCO...

With 300 passing yards	18-12	vs. AFC North	33-19
With 3-or-more TD passes	13-3	vs. AFC	63-41
When not throwing an INT	48-13	vs. NFC	21-14
With at least 4 comps. 25+ yards	9-4	In September	21-10
With at least a 100 QB rating	37-6	In October	14-19
With at least a 110 QB rating	22-3	In November	27-11
When not sacked	15-6	In December/January	22-15
Playing in < 40 degree weather	10-6	In season's final four games	20-12

4,317 2016 Passing Yards
Seventh in NFL
Second in AFC

18,823 Passing Yards
Since 2012
10th in NFL

GAME-WINNING DRIVES: 26 (24 REGULAR SEASON & 2 PLAYOFFS)

GAME-WINNING DRIVES IN FOURTH QUARTER OR OVERTIME (26 TOTAL)

Date/Opp.	Drive Length	Scoring Play	Time Left	Score
11/02/08 at Cle.	5 plays, 59 yards in 1:54	Stover 22-yard field goal	5:36	30-27
01/10/09 at Ten. (Div.)	9 plays, 51 yards in 3:30	Stover 43-yard field goal	0:53	13-10
09/13/09 vs. KC	8 plays, 74 yards in 3:15	Clayton 31-yard pass from Flacco	2:06	38-24
11/29/09 vs. Pit.	6 plays, 17 yards in 3:23	Cundiff 29-yard field goal	6:42 (OT)	20-17
09/26/10 vs. Cle.	10 plays, 69 yards in 5:41	Boldin 27-yard pass from Flacco	9:13	21-17
10/03/10 at Pit.	4 plays, 40 yards in 0:36	Houshmandzadeh 18-yard pass from Flacco	0:32	17-14
10/24/10 vs. Buf.	4 plays, 9 yards in 1:58	Cundiff 38-yard field goal	10:54 (OT)	37-34
12/19/10 vs. NO	5 plays, 66 yards in 1:31	Cundiff 32-yard field goal	10:03	27-24 (30-24 final)
10/30/11 vs. Ari.	5 plays, 37 yards in 0:52	Cundiff 25-yard field goal	0:00	30-27
11/06/11 at Pit.	13 plays, 92 yards in 2:16	T. Smith 26-yard pass from Flacco	0:08	23-20
11/24/11 vs. SF	16 plays, 76 yards in 7:34	Pitta 8-yard pass from Flacco	14:56	13-6 (16-6 final)
09/23/12 vs. NE	7 plays, 70 yards in 1:55	Tucker 27-yard field goal	0:00	31-30
11/04/12 at Cle.	9 plays, 81 yards in 4:22	T. Smith 19-yard pass from Flacco	4:26	22-15 (25-15 final)
11/25/12 at SD	12 plays, 40 yards in 3:09	Tucker 38-yard field goal	0:00	13-13
	12 plays, 69 yards in 3:49	Tucker 38-yard field goal	1:07 (OT)	16-13
01/12/13 at Den. (Div.)	3 plays, 77 yards in :38	J. Jones 70-yard pass from Flacco	0:31	35-35
	6 plays, 16 yards in 2:33	Tucker 47-yard field goal	13:18 (2OT)	38-35
10/06/13 at Mia.	7 plays, 34 yards in 2:25	Tucker 44-yard field goal	1:42	26-23
11/10/13 vs. Cin.	8 plays, 28 yards in 4:34	Tucker 46-yard field goal	5:27 (OT)	20-17
12/08/13 vs. Min.	5 plays, 80 yards in 0:41	M. Brown 9-yard pass from Flacco	0:04	29-26
12/16/13 at Det.	7 plays, 24 yards in 1:43	Tucker 61-yard field goal	0:38	18-16
09/21/14 at Cle.	6 plays, 37 yards in 1:58	Tucker 32-yard field goal	0:00	23-21
12/28/14 vs. Cle.	2 plays, 69 yards in :50	T. Smith 16-yard pass from Flacco	7:33	13-10 (20-10 final)
10/01/15 at Pit.	7 plays, 45 yards in :58	J. Tucker 42-yard field goal	0:03	20-20
	8 plays, 32 yards in 4:33	J. Tucker 52-yard field goal	5:08 (OT)	23-20
11/01/15 vs. SD	9 plays, 59 yards in 2:27	J. Tucker 39-yard field goal	0:00	29-26
11/22/15 vs. STL	5 plays, 12 yards in :54	J. Tucker 47-yard field goal	0:00	16-13
09/18/16 at Cle.	5 plays, 27 yards in 2:35	J. Tucker 49-yard field goal	11:19	22-20 (25-20 final)
09/25/16 at Jax.	8 plays, 22 yards in 1:57	J. Tucker 54-yard field goal	1:02	19-17

TERRELL SUGGS NOTES



55 SUGGS
15TH SEASON
6 PRO BOWLS
2011 NFL DPOY
6-3, 265
OUTSIDE LINEBACKER

SUGGS SIZZLES

OLB Terrell Suggs, the 2011 Defensive Player of the Year and Ravens' all-time sacks leader (116.5), tallied 2 sacks and 1 FF in Week 1's win at Cincy. Suggs, who ranks No. 2 in career Ravens tackles (864), continues to prove time and time again that he's one of the NFL's all-time greatest defenders.

RAVENS ALL-TIME SACKS			RAVENS ALL-TIME TACKLES		
Rk.	Player (Years)	Sacks	Rk.	Player (Years)	Tackles
1.	Terrell Suggs (2003-17)	116.5	1.	Ray Lewis (1996-2012)	2,643
2.	Peter Boulware (1997-2005)	70.0	2.	Terrell Suggs (2003-17)	864
3.	Michael McCrary (1997-2002)	51.0	3.	Kelly Gregg (2001-10)	721
4.	Ray Lewis (1996-2012)	41.5	4.	Ed Reed (2002-12)	661
5.	Adalius Thomas (2000-06)	38.5	5.	Haloti Ngata (2006-14)	528

"Man, he's a Hall of Famer to me. The guy is ridiculous. I have the utmost respect for him. I loved him when he was in college. I love watching him play in the NFL. He's one of the best to ever do it." – Derek Carr, Raiders QB

SUGGS' STANDINGS

SUGGS' CAREER SACKS (Most vs. a Single Team)	RAVENS SACKS LEADERS (2016 Season)	RAVENS SACKS LEADERS (Single-Season Records)	RAVENS FORCED FUMBLES (Career Leaders)
1. Cleveland Browns 17	1. Terrell Suggs 8	1. Elvis Dumervil (2014) 17	1. Terrell Suggs 33
2. Pittsburgh Steelers 14.5	2. Timmy Jernigan 5	2. Peter Boulware (2001) 15	2. Ray Lewis 20
3. Cincinnati Bengals 12.5	3. Matthew Judon 4	3. Michael McCrary (1998) .. 14.5	3. Adalius Thomas 17
4. Miami Dolphins 8.5	4. Elvis Dumervil 3	4. Terrell Suggs (2011) 14	4. Peter Boulware 13
Note: Including playoffs, Suggs has totaled 19.5 sacks vs. Pittsburgh.	5. Michael Pierce 2	5. Trevor Pryce (2006) 13	5. Ed Reed 11
	Brent Urban 2	6. Terrell Suggs (2014, 2003) .. 12	6. Jarret Johnson 9

ACTIVE NFL SACK LEADERS

OLB Terrell Suggs' 116.5 career sacks rank second among active players, as do his 833 yards lost. Suggs had a team-, career- and AFC-high 14 sacks in 2011. He posted 10 QB drops during the 2013 campaign, had 12 in 2014 and owned 8 sacks in 2016.

NFL SACKS LEADERS / ACTIVE PLAYERS

Rk.	Player	Sacks	Yards
1.	Julius Peppers (Car.)	144.0	875.5
2.	Terrell Suggs (Bal.)	116.5	833.0
3.	Elvis Dumervil (SF)	99.0	637.0
4.	Tamba Hali (KC)	89.5	591.5
5.	James Harrison (Pit.)	81.5	518.5
	Cameron Wake (Mia.)	81.5	502.5
7.	J.J. Watt (Hou.)	76.0	519.0
8.	Cliff Avril (Sea.)	74.0	507.0
9.	Von Miller (Den.)	73.5	461.0

A PLAYOFF PERFORMER

OLB Terrell Suggs has posted 12.5 sacks in the playoffs, producing a mark that ranks third in all-time NFL postseason history. Impressively, 5 of those 12.5 sacks have occurred in three playoff games against the Pittsburgh Steelers.

NFL POSTSEASON SACKS LEADERS / ALL TIME

Rk.	Player	Sacks	Yards
1.	Willie McGinest	16.0	113.5
2.	Bruce Smith	14.5	109.5
3.	Terrell Suggs	12.5	79.0
4.	Reggie White	12.0	70.0
5.	Dwight Freeney	11.0	72.0
	Charles Haley	11.0	83.0
	James Harrison	11.0	68.0
	Clay Matthews	11.0	86.0
	LaMarr Woodley	11.0	67.0

SUGGS FAST FACTS

- ✓ The Ravens are 67-27 all time when Suggs records at least a half-sack.
- ✓ Baltimore is 18-1 when he tallies 2-or-more sacks.
- ✓ The Ravens are 5-0 when he posts 3 sacks.
- ✓ Is the only NFL player to post 700 tackles, 100 sacks & 30 FFs since 2003.



116.5
CAREER SACKS
 (Most by a Raven)



833
SACK YARDS
 (Most by a Raven)



33
FUMBLES FORCED
 (Most by a Raven)



MIKE WALLACE NOTES

17 WALLACE

9TH SEASON

1 PRO BOWL

6-0, 200

WIDE RECEIVER



"You bring him here to an organization like the Ravens – the culture here, the toughness, the kind of guys we have in our locker room and just the men of character we have throughout the building – I think he has thrived in that environment."

– Bobby Engram, Ravens WRs Coach

CLUB 95

In 2016's win vs. Pittsburgh, WR Mike Wallace became the third player in NFL history to post 2 TD catches of 95-or-more yards when he produced the longest offensive play in Ravens regular season history with a 95-yard catch and sprint.

PLAYERS WITH TWO CAREER 95-PLUS-YARD TOUCHDOWN RECEPTIONS / NFL HISTORY

Player	Lengths/Years
John Taylor (SF)	95 in 1989 & 97 in 1991
Gus Tinsley (Chi.)	97 in 1937 & 98 in 1938
Mike Wallace (Pit./Bal.)	95 in both 2011 & 2016

LONG BALL LOVE

50-YARD RECEPTIONS (2016 Season)

1. Mike Wallace 5
2. Phillip Dorsett 4
- DeSean Jackson 4

50-YARD RECEPTIONS (Since 2009)

1. DeSean Jackson 36
2. Mike Wallace 23
3. Jordy Nelson 21

FEW OF A KIND

Since he entered the NFL in 2009, WR Mike Wallace, Rob Gronkowski, Jordy Nelson and Calvin Johnson (retired) are the only players to produce at least 50 receiving TDs and sport a 15.0 ypc average. (Wallace has an impressive 53 TDs & a 15.1 avg.)

PLAYERS WITH 50 REC. TOUCHDOWNS & 15.0 YPC AVG. (Since Wallace's First Season in 2009)

Player	Rec.	Yards	Avg.	LG	TDs
Rob Gronkowski (NE)	407	6,128	15.1	76t	68
Calvin Johnson (retired)	605	9,532	15.8	87t	67
Jordy Nelson (GB)	471	7,079	15.0	93t	62
Mike Wallace (Bal.)	487	7,332	15.1	95t	53

WALLACE 2016 QUICK HITS

- ✓ In 2016, Wallace tallied a team-high 1,017 receiving yards and 4 TDs on 72 receptions, posting the third 1K campaign of his career.
- ✓ In 2016's Week 7 game at NYJ, Wallace produced a career-high 10 catches for 120 yards, including a 53-yarder.
- ✓ Wallace's 95-yard TD catch and run on 11/6 vs. Pittsburgh is the longest offensive play in Ravens regular season history and was the NFL's second-longest play from scrimmage in 2016.

5

Catches of 50+ Yards
NFL's Most in 2016

15.1

YPC Avg.
Eighth Among Active Players

23

Catches of 50+ Yards
Second Among Active Players Since 2009

71

Catches of 25+ Yards
Fourth Among Active Players Since 2009

72

Receptions
Ravens' Second Most in 2016

1,017

Receiving Yards
Ravens' Team High in 2016

RAVENS LONGEST PLAYS

LONGEST OFFENSIVE PLAYS / RAVENS HISTORY

Yards	Players Involved	Game
95t	Joe Flacco to Mike Wallace	11/6/16 vs. Pit.
92	Eric Zeier to Derrick Alexander	12/7/97 vs. Sea.
87t	Steve McNair to Mark Clayton	12/10/06 at KC

RAVENS CATCHES OF 50+ YARDS

2016 NFL SEASON

Team	50+ Yd. Rec.
Miami	11
New England	8
San Diego	8
Washington	8
Baltimore, Atlanta	7

RAVENS SINGLE SEASONS

Year	50+ Yd. Rec.
1998	8
1999	8
2016	7
2013	6
1996, 2010	5



MARSHAL YANDA & BRANDON WILLIAMS NOTES

73 YANDA
11TH SEASON
6 PRO BOWLS
6-3, 305
GUARD



STANDING GUARD

G Marshal Yanda's six-career Pro Bowls tie (**OLB Terrell Suggs**) for fourth in Ravens history. His six-straight All-Star nods rank as the NFL's second-longest active streak among linemen (first by guards).

MOST PRO BOWLS (Ravens History)

LB Ray Lewis	13
T Jonathan Ogden	11
S Ed Reed	9
OLB Terrell Suggs	6
G Marshal Yanda	6

CONSECUTIVE PRO BOWLS Active NFL Streaks by O-Linemen

T Joe Thomas (Cle.)	10
G Marshal Yanda (Bal.)	6
T Trent Williams (Was.)	5
T Tyron Smith (Dal.)	4

"Of the many traits that have marked Yanda as a great player over the years, one is his ability to shift positions without losing effectiveness. That versatility is a product of his intelligence and his underappreciated athleticism. He's also a straight-up tough dude, much like Terrell Suggs on the other side of the ball. Only the elite of the elite guards earn serious Hall of Fame consideration. Yanda belongs in that realm."

– Childs Walker, The Baltimore Sun

PERENNIAL PRO BOWLER

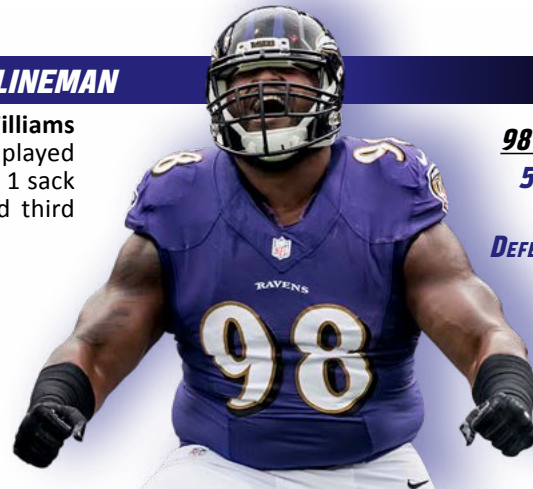
The 2016 campaign marked the sixth-consecutive Pro Bowl invite for **G Marshal Yanda**. The 11-year veteran has played in 145 games (134 starts) during his career, ranking as the second-most games played among offensive linemen in Ravens history (Jonathan Ogden – 177). Prior to the 2015 campaign, Ravens' season ticket holders voted Yanda as one of the Top 10 players in the franchise's 20-year existence.

MOST PRO BOWLS / ACTIVE NFL OFFENSIVE LINEMEN

Rk.	Player (Team)	Pro Bowls
1.	T Joe Thomas (Cle.)	10
2.	T Jason Peters (Phi.)	9
3.	C Nick Mangold (FA)	7
4.	G Marshal Yanda (Bal.)	6
	G Jahri Evans (GB)	6

A DOMINANT D-LINEMAN

Named a second alternate to the Pro Bowl in 2016, **DT Brandon Williams** continued to emerge as one of the NFL's best linemen. Williams played perhaps his best game in Week 7 at NYJ when he racked up 8 tackles, 1 sack and 1 blocked FG attempt. Impressively, his 51 total tackles ranked third among all NFL nose tackles, while his 34 solo stops were second.



98 WILLIAMS
5TH SEASON
6-1, 340
DEFENSIVE TACKLE

TOTAL TACKLES / NFL NTS (2016 Season)

1. Damon Harrison (NYG) . . . 86
2. Danny Shelton (Cle.) . . . 59
- 3. Brandon Williams (Bal.) . . 51**
4. Sylvester Williams (Den.) . . 29
5. Mike Purcell (SF) 26

SOLO TACKLES /NFL NTS (2016 Season)

1. Damon Harrison (NYG) . . . 55
- 2. Brandon Williams (Bal.) . . 34**
3. Danny Shelton (Cle.) . . . 32
4. Sylvester Williams (Den.) . . 20
5. Two Players 17

RAVENS' RUN "D" WITH WILLIAMS

- ✓ *Since Williams became a starter in 2014, Baltimore has allowed just 93.5 rushing yards per game, ranking second in the NFL.*
- ✓ *In 2016, the Ravens' run defense ranked No. 5 in the league, permitting 89.4 yards per game. Baltimore allowed 74 rushing first downs, ranking as the NFL's second fewest.*



TACKLES FOR LOSS
Most Among NFL NTS
from 2014-16



TOTAL TACKLES
Second Among NFL NTS
from 2014-16

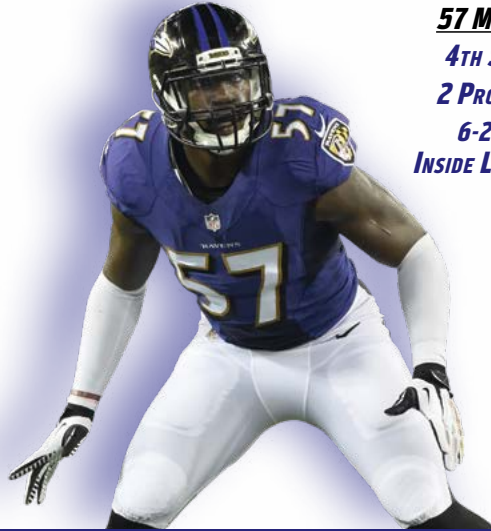


C.J. MOSLEY NOTES

MOSLEY MANS THE MIDDLE

NFL DEFENDERS W/ 300 TACKLES, 5 SACKS & 5 INTS / SINCE 2014

Player (Team)	Tackles	INTs	Sacks
Luke Kuechly (Car.)	380	7	6
C.J. Mosley (Bal.)	345	7	7
Jamie Collins (Cle.)	320	5	12.5
Thomas Davis (Car.)	318	7	11.5



57 MOSLEY
4TH SEASON
2 PRO BOWLS
6-2, 250
INSIDE LINEBACKER

C.J.'S STOPS

LB C.J. Mosley, Baltimore's 2014 first-round draft pick and a two-time Pro Bowler, has produced the NFL's 10th-most total tackles (345) over the past four seasons.

NFL'S TACKLE LEADERS / SINCE 2014

Rk.	Player (Team)	Tackles
1.	Bobby Wagner (Sea.)	394
2.	Lavonte David (TB)	380
	Luke Kuechly (Car.)	380
4.	D'Qwell Jackson (FA)	366
5.	Lawrence Timmons (Mia.)	365
6.	Preston Brown (Buf.)	363
7.	K.J. Wright (Sea.)	357
8.	Johnathan Cyprien (Ten.)	351
9.	Telvin Smith (Jax.)	347
10.	C.J. Mosley (Bal.)	345
11.	Paul Posluszny (Jax.)	337
12.	Jerrell Freeman (Chi.)	327

"The MLB position is not about splash plays, and it's not about stats. It's about being the heartbeat of a team defense. Ever since C.J. came into the NFL three seasons ago, Baltimore's defense has been in the Top 8. You have to respect that, because when you're the MLB, you're the anchor. You're like the symphony conductor. To come in and run a defense like that at 22 years old is special. Ask any guy in the league, and they'd tell you. C.J. has the potential to make that defense click for a long time."

— Ryan Shazier, Steelers LB

MOSLEY QUICK HITS

- ✓ In 2016, Mosley tallied 92 stops, 5 TFL, 4 INTs, 8 PD and 1 FF, earning the second Pro Bowl honor of his career.
- ✓ Mosley was the NFL's only player with at least 125 tackles, 3 sacks and 2 INTs in 2014, when he finished second to DT Aaron Donald in the 2014 NFL Defensive Rookie of the Year voting.
- ✓ Mosley (2014), Daryl Smith (2013) & Ray Lewis (1998, 1999, 2000 & 2001) are the only Raven defenders to register at least 115 tackles, 3 sacks and 2 INTs in a single season.
- ✓ Mosley is the first-ever Ravens rookie to earn Pro Bowl honors (2014).

345

Total Tackles
NFL's 10th Most
Since 2014

92

Total Tackles
Ravens Second Most
in 2016

3.7

Opp. Rushing Avg.
NFL's Third-Best
Mark Since 2014

93.5

Opp. Rush Yards/Game
NFL's Second-Best
Mark Since 2014

'BACKER THEFTS

In 2016, Baltimore's defense produced an NFL-high 18 INTs (tied, KC & SD), including 4 from Pro Bowl ILB C.J. Mosley. Mosley's 4 INTs ranked as the NFL's second-most among LBs and stand as the second most by a linebacker in Ravens single-season history. During his short, but standout career, Mosley has already picked off 7 passes.

INTS / NFL LINEBACKERS
(2016 Season)

- Jordan Hicks (Phi.) 5
- C.J. Mosley (Bal.) 4**
- Zachary Orr (Bal.) 3
- Thomas Davis (Car.) 3
- Deion Jones (Atl.) 3
- Ryan Shazier (Pit.) 3

INTS / RAVENS LINEBACKERS
(Single-Season History)

- Ray Lewis (2003) 6
- C.J. Mosley (2016) 4**
- Zachary Orr (2016) 3
- Ray Lewis (3 times) 3
- Daryl Smith (2013) 3



TONY JEFFERSON & DANNY WOODHEAD NOTES



23 JEFFERSON
5TH SEASON
5-11, 215
SAFETY

DROPPIN' FOR LOSS

In 2016, while playing for Arizona, **S Tony Jefferson's** 13 tackles for loss led all NFL defensive backs (NYG's Landon Collins was next with 9). The 13 TFL rank as the NFL's most by a DB in a season since the stat began being tracked in 2008.

MOST TACKLES FOR LOSS / NFL DEFENSIVE BACKS / 2016 SEASON

Rk.	Player	Tackles for Loss
1.	Tony Jefferson (Ari.)	13
2.	Landon Collins (NYG)	9
3.	Brandon Flowers (SD)	6
	T.J. McDonald (LAR)	6

"No disrespect to any of the guys I've played with, but it's nice not to have to explain why I do certain things or why I'm doing this in this coverage. From Day One, [Jefferson] already had a feel for how I play and how to work off me. ... It frees me up a lot more mentally. I don't have to tell him after each play why I did this or, before the snap, say, 'Let's do this.' He already knows. That is just light years ahead of most guys I've played with. I've loved every guy I've played with, but he's just on another level."

– S Eric Weddle, Ravens

JEFFERSON MAKES HIS MARK

SINGLE-SEASON TACKLES FOR LOSS / NFL DEFENSIVE BACKS / SINCE 2008

Rk.	Player	Year	Tackles for Loss
1.	Tony Jefferson (Ari.)	2016	13
2.	Antoine Winfield (Min.)	2008	12
3.	Six Players	n/a	11



39 WOODHEAD
9TH SEASON
5-8, 204
RUNNING BACK

A NOSE FOR THE END ZONE

Since he entered the NFL in 2009, **RB Danny Woodhead** is one of four players (Jamaal Charles, Matt Forte & Darren Sproles) to produce at least 15 rushing TDs and 15 receiving TDs. (He has 15 rushing and 17 receiving scores in his career.)

SINCE 2009 / NFL PLAYERS WITH AT LEAST 15 RUSHING & 15 RECEIVING TOUCHDOWNS

- ✓ **Danny Woodhead**
- ✓ Matt Forte
- ✓ Jamaal Charles
- ✓ Darren Sproles

WOODHEAD QUICK HITS

- ✓ In 2013, among NFL running backs, Woodhead ranked second in each of the following categories: receiving touchdowns (6), receptions (76) and receiving yards (605).
- ✓ Compiling 4,717 yards from scrimmage during his career, Woodhead has tallied 2,186 rushing yards (on 504 attempts) and 2,531 receiving yards (on 270 receptions).

"Really, ever since we lost Ray Rice, we haven't had a type of back that's quite like how Ray was and quite like how Danny is in the passing game. They just have a very good feel for when they're open and how to get open, how to sit in holes, how to find my eyes, and you can already see that. You can see he has a really good feel for those kinds of things. If you remember back, obviously, Ray was really good at doing that, and that gives a lot to your offense for sure."

– QB Joe Flacco, Ravens

SAM KOCH NOTES

SOARING WITH SAM

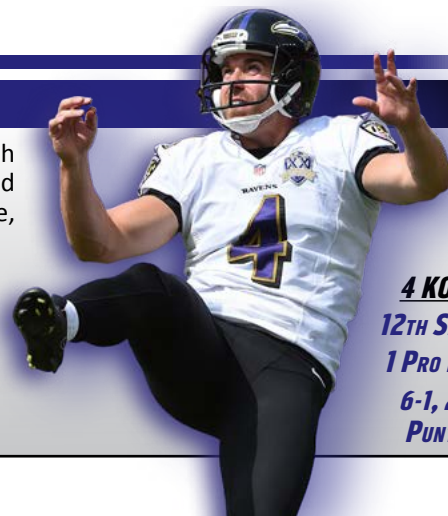
Pro Bowl P **Sam Koch** owns a 45.2 career gross average and 39.4 career net, both marks that rank first in Ravens history. In 2014, Koch posted a career-high and Ravens franchise-record 47.4-yard gross average and a 43.3-yard net average, shattering his previous personal bests.

CAREER GROSS PUNTING AVG. (Ravens History)

Rk.	Player	Avg.
1.	Sam Koch	45.2
2.	Greg Montgomery	43.2
3.	Dave Zastudil	41.6

CAREER NET PUNTING AVG. (Ravens History)

Rk.	Player	Avg.
1.	Sam Koch	39.4
2.	Greg Montgomery	37.2
3.	Kyle Richardson	35.4



4 KOCH
12TH SEASON
1 PRO BOWL
6-1, 222
PUNTER

“He’s a unique punter. He’s changing the way the game is going to be played. It’s remarkable to me that more have not necessarily followed the lead. Perhaps that’s an indication of how difficult it is to do what he’s doing, because you don’t see much of it – even from the highly-skilled professionals that we see on a weekly basis.”

– Jerry Rosburg, Ravens Special Teams Coordinator

PINNING ‘EM DEEP

Dating back to 2006, when he entered the NFL, **P Sam Koch**’s 319 punts inside the 20 rank second in the NFL.

NFL PUNTS INSIDE THE 20 / SINCE 2006

Rk.	Player	In 20
1.	Dustin Colquitt (KC)	367
2.	Sam Koch (Bal.)	319
3.	Donnie Jones (Phi.)	307
4.	Andy Lee (Car.)	303
5.	Shane Lechler (Hou.)	299

SAM IN THE 20

P Sam Koch is the Ravens’ all-time leader in punts inside the 20 (currently has 319 during his career). In 2010, he posted a career-high 39 boots inside the 20, which were the NFL’s second most and tie for 11th best all time in league history. In 2016, Koch’s 37 punts inside the 20 ranked third (tied) in the NFL.

PUNTS INSIDE THE 20 (Ravens History)

Rk.	Player	In 20
1.	Sam Koch	319
2.	Kyle Richardson	128
3.	Dave Zastudil	89
4.	Greg Montgomery	47

PUNTS INSIDE THE 20 (2016 NFL Season)

Rk.	Player (Team)	In 20
1.	Johnny Hekker (LAR)	51
2.	Dustin Colquitt (KC)	38
3.	Sam Koch (Bal.)	37
	Bryan Anger (TB)	37

PRO BOWL PUNTER



In his 10th season (2015), **P Sam Koch** was finally named to his first Pro Bowl, as the standout punter’s net average (42.9) ranked No. 2 in the NFL, while his gross average (46.7) was ninth. Koch also dominated the league in 2014, producing the No. 1 net (43.3) and No. 3 gross (47.4) averages.

NOTE THE QUOTE

ESPN.com’s Kevin Seifert on Sam Koch’s arsenal of punts:

“Some are designed to hook toward the sideline with maximum hang time. Others use an intentionally low trajectory to aid coverage teams. He has a knuckler and one kick that drops, from the returner’s perspective, roughly in the shape of the letter ‘S.’ He’s debuted a ‘boomerang’ punt that does just what you would imagine it might. Most, but not all, of these punts are intended to discourage a clean catch and minimize the return.

“It’s not unusual for NFL punters to develop a ‘changeup’ of sorts, but no one has ever had multiple options at the ready. ... The NFL changes every day, but there are only a few moments in each generation when it transforms. This is one of them. In plain sight, Sam Koch and the Ravens have introduced a new way to punt.”

RAVENS IRONMAN

RAVENS CONSECUTIVE GAMES PLAYED / ALL-TIME STREAKS


Rk.	Player	Games	Years
1.	Sam Koch	177	2006-present
2.	Jarret Johnson	129	2003-11
3.	Joe Flacco	122	2008-2015

BALTIMORE RAVENS MOST ALL-TIME GAMES PLAYED

Rk.	Player	Games	Years
1.	Ray Lewis	228	1996-2012
2.	Matt Stover	207	1996-2008
3.	Terrell Suggs	198	2003-present
4.	Sam Koch	177	2006-present
	Jonathan Ogden	177	1996-2007



Punts In 20
NFL’s Fifth Most
Since 2014



Net Punt Average
NFL’s Fifth Best
Since 2014



Gross Punt Average
NFL’s Ninth Best
Since 2014

JUSTIN TUCKER NOTES

TUCKER STANDS AT THE TOP

K Justin Tucker is the NFL's most accurate kicker of all time, hitting on 170 of 189 FGAs to produce an 89.9 success rate. In 2016, he connected on 38 of 39 FGAs (lone miss was a block), posting the fifth-best percentage (97.4) in NFL single-season history.

BEST CAREER FIELD GOAL PERCENTAGE (NFL History / Min. 100 Att.)

Rk.	Player	FGM-FGA	Pct.
1.	Justin Tucker	170-189	89.9
2.	Dan Bailey	175-195	89.7
3.	Stephen Gostkowski	305-350	87.1
4.	Steven Hauschka	191-220	86.8
5.	Mike Vanderjagt	230-266	86.5

9 TUCKER
6TH SEASON
2 PRO BOWLS
6-1, 183
KICKER



"We've got the best kicker in the league. There's no doubt about it. It's great to have a kicker with ice in his veins."
— Terrell Suggs, Ravens OLB

TUCKER'S CAREER STATS

Year	1-19	20-29	30-39	40-49	50+	Total	Pct.	LG	PAT	Pts
2012	0-0	8-8	8-8	10-13	4-4	30-33	90.9	56	42-42	132
2013	0-0	10-10	12-13	10-11	6-7	38-41	92.7	61	26-26	140
2014	0-0	10-10	11-11	4-4	4-9	29-34	85.3	55	42-42	129
2015	0-0	10-10	9-9	10-11	4-10	33-40	82.5	52	29-29	128
2016	0-0	4-4	10-11	14-14	10-10	38-39	97.4	57	27-27	141
2017	0-0	2-2	0-0	0-0	0-0	2-2	100.0	25	2-2	8
Totals	0-0	44-44	50-52	48-53	28-40	170-189	89.9	61	168-168	678



A TREMENDOUS 2016

In 2016, All-Pro **K Justin Tucker** connected on 38 of 39 FGAs (lone miss was a block), posting the fifth-best percentage in NFL single-season history. In addition to making 35-straight FGs at one point (tied for fifth-best streak ever), here are several facts about his remarkable season, which is arguably the best ever by a kicker:

- ✓ Tucker's 38 FGs made ranked No. 1 in the NFL. He was also 27-of-27 on PATs. An NFL single-season record 24 of Tucker's 38 FGs made in 2016 came from 40 yards or beyond.
- ✓ Tucker's 10 FGs of 50-plus yards are a Ravens' single-season record. They tie (Blair Walsh, 2012) for the most in NFL history. (Tucker was a perfect 10-for-10 from 50 yards and out during the 2016 season.)
- ✓ Tucker's 141 points ranked second in the league only behind Atlanta's Matt Bryant (158).
- ✓ In Week 12 vs. Cincy, Tucker became just the ninth kicker in league history to make 3 FGs of 50-plus yards in a single game (52, 57 & 54). He is also the first kicker in NFL history to make 3 FGs of 50-plus yards in the first half of a game. (These feats earned him AFC ST POW honors.)

BEST FG PERCENTAGE / NFL SINGLE-SEASON HISTORY

Rk.	Player (Team)	FGM-FGA	Pct.
1.	Gary Anderson (1998)	35-35	100.0
	Mike Vanderjagt (2003)	37-37	100.0
	Jeff Wilkins (2000)	17-17	100.0
	Tony Zendejas (1991)	17-17	100.0
5.	Justin Tucker (2016)	38-39	97.4

TUCKER TIDBITS

- ✓ *Since PATs were moved back in 2015, Tucker (58-of-58) and Dan Bailey (72-of-72) are the only kickers yet to miss. (Tuck was 27-of-27 in 2016.)*
- ✓ *Tucker is a three-time AFC Player of the Month, which ties him with Ed Reed & Matt Stover for most in Ravens history. Tucker has also earned seven AFC Special Teams Player of the Week honors.*
- ✓ *Tucker's 6 FGs on 12/16/13 at Det. set a team record and a single-game NFL high in 2013. Against the Lions, he became the first NFL kicker ever to connect from the 20-, 30-, 40-, 50- & 60-yard range in a game.*
- ✓ *Tucker's 94.9 career FG% when kicking on grass (75-of-79) ranks as the NFL's best of all time. (The next best is Jay Feely at 86.8%.)*
- ✓ *Tucker's 92.2 career FG% (83-of-90) in the second half/overtime ranks as the NFL's best second half/OT mark of all time.*



JUSTIN TUCKER & ERIC WEDDLE NOTES

TUCK'S CHART TALK

MOST FIELD GOALS MADE / SINCE 2012

Rk.	Player (Team)	FGM
1.	Justin Tucker (Bal.)	170
2.	Stephen Gostkowski (NE)	164
3.	Steven Hauschka (Buf.)	150
4.	Adam Vinatieri (Ind.)	144
5.	Dan Bailey (Dal.)	143

MOST NFL POINTS / SINCE 2012

Rk.	Player (Team)	Points
1.	Stephen Gostkowski (NE)	754
2.	Justin Tucker (Bal.)	678
3.	Steven Hauschka (Buf.)	653
4.	Dan Bailey (Dal.)	641
5.	Adam Vinatieri (Ind.)	629

CONSECUTIVE FIELD GOALS MADE (All-Time NFL Streaks)

Rk.	Kicker (Years)	FGs Made
1.	Adam Vinatieri (2015-16)	44
2.	Mike Vanderjagt (2002-04)	42
3.	Gary Anderson (1997-98)	40
4.	Matt Stover (2005-06)	36
5.	Justin Tucker (2015-16) Adam Vinatieri (2013-14)	35

BEST NFL FIELD GOAL PERCENTAGE (2016 Season)

Rk.	Player (Team)	FGM-FGA	Pct.
1.	Justin Tucker (Bal.)	38-39	97.4
2.	Matt Bryant (Atl.)	34-37	91.9
3.	Ryan Succop (Ten.)	22-24	91.7
4.	Steven Hauschka (Sea.)	33-37	89.2
5.	Cairo Santos (KC)	31-35	88.6
6.	Two Players	27-31	87.1

BEST FIELD GOAL PERCENTAGE / ROOKIES (NFL History)

Rk.	Player (Year)	FGM-FGA	Pct.
1.	Blair Walsh (2012)	35-38	92.1
2.	Justin Tucker (2012)	30-33	90.9
3.	Cody Parkey (2014)	32-36	88.9
	Alex Henery (2011)	24-27	88.9
5.	Chandler Catanzaro (2014)	29-33	87.9
6.	Dan Bailey (2011)	32-37	86.5

BEST FIELD GOAL PERCENTAGE (Ravens Single-Season History)

Rk.	Player (Year)	FGM-FGA	Pct.
1.	Justin Tucker (2016)	38-39	97.4
2.	Matt Stover (2006)	28-30	93.3
3.	Justin Tucker (2013)	38-41	92.7
4.	Justin Tucker (2012)	30-33	90.9
5.	Matt Stover (2004)	29-32	90.6

(min. 16 att.)

TUCKER'S GAME-WINNERS

12

Career game-winning FGs by K Justin Tucker:

- 2016: Week 3 at Jax., 53 yards
- 2016: Week 2 at Cle., 49 yards
- 2015: Week 11 vs. STL, 47 yards
- 2015: Week 8 vs. SD, 39 yards
- 2015: Week 4 at Pit., 52 yards OT
- 2014: Week 3 at Cle., 32 yards
- 2013: Week 15 at Det., 61 yards
- 2013: Week 10 vs. Cin., 46 yards OT
- 2013: Week 5 at Mia., 44 yards
- 2012: Div. at Den., 47 yards 2OT
- 2012: Week 12 at SD, 38 yards OT
- 2012: Week 3 vs. NE, 27 yards

"He's very valuable. I'm a Justin Tucker guy, along with Morgan [Cox, snapper] and Sam [Koch, holder]. It's a team effort in there with the protection, and those guys do a good job. But when it's all said and done, the kicker is key. He's the guy that's going to knock it through the uprights, and there's nobody better than Justin Tucker."

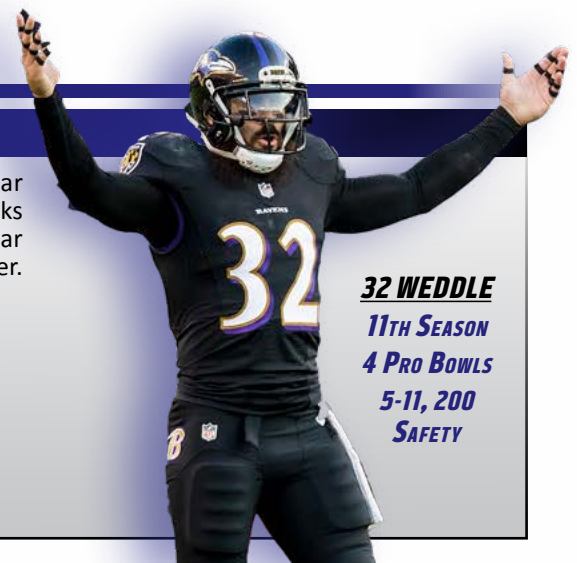
– John Harbaugh, Ravens Head Coach

THE SECONDARY'S SERGEANT

S Eric Weddle's 23-career INTs tie for fourth among active safeties. In his first year (2016) as a Raven, he earned Pro Bowl honors by producing a team-high 4 picks (tied, C.J. Mosley) and 89 tackles (second on the team). The four-time NFL All-Star has posted 904 tackles, 83 PD, 7.5 sacks, 6 FFs and 4 FRs during his standout career.

NFL INTERCEPTIONS LEADERS / ACTIVE NFL SAFETIES

Rk.	Player (Team)	INTs	Yards	TDs
1.	DeAngelo Hall (Was.)	43	838	5
2.	Reggie Nelson (Oak.)	35	483	1
3.	Mike Adams (Car.)	25	284	2
4.	Eric Weddle (Bal.)	23	382	3
	Earl Thomas (Sea.)	23	295	1
6.	Glover Quinn (Det.)	22	310	1



32 WEDDLE
11TH SEASON
4 PRO BOWLS
5-11, 200
SAFETY

WEDDLE 2016 FAST FACTS

- ✓ Weddle was one of three NFL safeties (Landon Collins & Kurt Coleman) with at least 4 INTs and 1 sack in 2016.
- ✓ Weddle's 4 INTs tied for fifth among NFL safeties.
- ✓ Weddle's 13 PD marked a career high and led the team.



Active NFL Safety (Weddle) w/ 900 tackles, 20 INTs & 5 sacks



Active NFL Safeties (Weddle, D. Hall & R. Nelson) w/ 20 INTs & 80 PD



Team-Leading INTs in 2016 tied w/ C.J. Mosley



RAVENS IN OUR COMMUNITY

KICKOFF FESTIVITIES



To kick off the 2017 campaign, the Baltimore Ravens hosted a week of events to excite fans about the season opener against the Bengals. Festivities began on Sept. 7, when Ravens staff, cheerleaders and mascot Poe painted the town purple by spray painting the Ravens logo on fans' car windows. Hundreds of fans flocked to M&T Bank Stadium to have their cars painted. To round out the week, the Ravens hosted their annual Countdown to Kickoff event, which was highlighted by visits from Ravens **DT Brandon Williams** and **RB Terrance West** before a musical performance by rock band Shinedown. Finally, fans will celebrate the home opener with the Purple Pep Rally on Sept. 15, where they will be joined at Harbor Market by Ravens cheerleaders and alumni players **LB Brad Jackson** and **WR Jermaine Lewis**.

PURPLE FRIDAY CARAVAN

The Ravens continued their tradition of spreading team pride around the community with their annual Purple Friday Caravan. On Sept. 8, Ravens cheerleaders, members of the Marching Ravens and mascots Rise and Conquer visited students at two Carroll County elementary schools. The caravan made its first stop at Friendship Valley Elementary School before continuing its travels to Westminster Elementary School. At each location, students were surprised when the Ravens Caravan took over their campus performing stunts and routines for all in attendance.



B-MORE WITH B-WILLIAMS

Ravens **DT Brandon Williams** gave back to the Baltimore community when he hosted a back to school drive on Sept. 1. In partnership with Under Armour, volunteers worked to stuff over 200 backpacks with school supplies that were donated to members of the Westport Boys and Girls Club. These donations will help to promote the mission of the B-More with B-Williams program, which encourages strong academic performance, school attendance and youth literacy.



HOUSTON STRONG

In light of the overwhelming devastation left behind by Hurricane Harvey, Ravens owner **Steve Bisciotti** announced on Aug. 31 that the team would be making a \$1 million dollar donation to help support the ongoing relief efforts in Houston. The gift was given to the United Way Relief Fund for Hurricane Harvey, with the funds distributed to the United Way of Greater Houston, the Salvation Army of Houston and the Red Cross.





JOHN HARBAUGH MONDAY PRESS CONFERENCE: WEEK 2

Opening statement: “It is good to see everybody. Thank you for being here. It was a very good win – a team win, a very valuable win in Cincinnati. We are very proud of it. We will put that behind us – coaches, in terms of all the work we do on our previous opponent. It is done now, and we are on to prepping and preparing for Cleveland. Players will be in starting tomorrow afternoon, and we will be in full Cleveland mode. Once the players get in, we will have our game plans ready. I just want to say about our fans in Cincinnati – it was great. We had a lot of fans there. At the end of this game, they were ringing the whole lower bowl there, and they were smiling; they were fired up. It was great to see our fans. Then, just the last thing: Thank you and a salute to the first responders in Florida for the job they have been doing. We see it on the news all the time, and they are just amazing people. We have a very generous and amazing, courageous country. Thank you to all those folks down there doing a great job.”

What were you happiest about in the victory yesterday? (Stan Charles) “I was happiest about the victory, in all honesty. That is the goal. It is a team game, a team win. You try to find a way to win the game by whatever means necessary. I was happy that we found the means to win the game, in all honesty. That is what it boils down to.”

Along those lines – and QB Joe Flacco joked about this after the game – did you ever think that in all the different ways you might have to win a game, your starting quarterback might not have to complete a pass in the second half? (Luke Jones) “No I didn’t. I did not think about that. But, it is a good way to win. If you don’t have to complete a pass in the second half of the game to win a game, I guess that is a real positive thing. I am happy about it, and I am looking forward to moving on.”

How did QB Joe Flacco come out? Did he appear stiff at times with his back with the long ball and maybe the ability to go downfield? Were there some limitations? (Jerry Coleman) “No. There were no limitations. He is good. He feels good. I have not seen him yet today, but as far as I know, he is good. I have not heard anything.”

Are there any updates on OLB Za’Darius Smith and RB Danny Woodhead? (Jamison Hensley) “Nothing until tomorrow, probably, definitive. Danny has a hamstring issue, though, so we will just have to see what the timeline for that is going to be after he gets his MRIs and different things like that. But I think there will be timeline there on that, because it is a hamstring. I have not heard about Za’Darius in detail; he was not out of the MRI yet. We will see. We know it is not a structural knee thing. I think I know that. We think we know that, but we will know for sure once he gets out of the MRI.”

How did you assess the timing with the offensive line and QB Joe Flacco, as far as blocking and snaps? (Todd Karpovich) “The timing? That is a complicated question. Generally, I think timing was good. But as far as operation, we had some issues. We had a couple delay of games, we had a couple of false starts. I am not really surprised by that. I think that is something that we anticipated being an issue going in with the way we were running the offense and the fact that they have not been together. It is something that needs to improve and should improve.”

The delay of game penalties in the fourth period, the last two QB Joe Flacco had. Were they from getting plays in too late or just him not recognizing the time on the clock? (Mike Preston) “I think it is all a combination of things. Something like that shouldn’t really happen, so it is hard to put your finger on it. Whether the plays were not in quick enough, which really was not the problem in those two ... Maybe an earlier one. We kind of got snagged up on a conversion one. It was ... We had to take a timeout in that drive earlier. We got into a situation where we did not know if it was a first down or not. It looked like it was going to be a first down, and they ended up spotting it back half a yard. By the time they spotted the ball, there were 20 seconds left on the play clock and we did not get a reset. We had to call a timeout on that one. There were a lot of reasons for that stuff. We just have to clean it up.”

Do you chalk a lot of that stuff up to it being the first game with some of the penalties? (Jerry Coleman) “I don’t know. Yes, sure that is part of it. The false starts and the delay of games are operational that we need to get better at, and we should get better at that. We are working together with an offense that is new to us, and the group hasn’t been together, sure. The holding penalties – not really. The holding penalties, to me, are technique penalties. That should not happen. They were all legitimate calls, and we just have to clean that up, and we have to block better in those situations. We blocked too well throughout the whole game ... I’ll tell you, our offense was very physical. There were some guys coming off the ball; I am talking about offensive line, tight ends, running backs – Terrance [West] and ‘Buck’ [Allen] running hard – wide receivers were blocking downfield. We had way too many really good [blocks] – a really good blocking outing – to have holding penalties bring those plays back. To me, that is something that, just from a technique standpoint, we have to clean up.”



OLB Terrell Suggs said after the game, “We had a great performance, but we can do better.” He also pointed out his own one flaw. Do you look at the film and see areas of improvement, and are you optimistic after Game 1 that this defense will get better and has time to? (David Ginsburg) “Yes, we are going to get better at everything we do. Defense ... I saw two things for Suggs. He said one, I saw two. You know, coach’s eye. *(laughter)* But, he played a tremendous game. He was all over the field. He played with tremendous effort, tremendous heart. I will tell you, the level of effort in the game by both sides in all three phases was A-plus. We can build on that, and we can always work on the things that we need to work on to chase perfection. I think they had half their yards on five plays. They popped a couple runs against us, a couple zone runs. They hit a seven-route pass on us and a screen. Those are five plays that they got most of the yards. Those are plays that we look at real hard and try to clean those things up while we anticipate what is coming next from our next opponent.”

When you talk about OLB Terrell Suggs, to have a game like he did at the age of 35 ... (Jamison Hensley) “What does it say about Terrell Suggs to have that kind of game at this stage of his career? You don’t look at him like that. You don’t think about that when you watch him play. I’m sure our opponents do not care how long he has been playing. They just look at the player and how he is playing. It has been fun to watch. He has been a real leader – by example and vocally. We really appreciate him. I am really glad he is on our team.”

The way the first half went, and how well you played and the defense played, did that afford you the opportunity – not just to establish the run game – but to take a little bit off QB Joe Flacco’s plate in the second half? (Peter Schmuck) “Yes, we had the lead. We were playing with a lead. Are you asking me why we didn’t throw the ball more? Are you ticked off we didn’t throw the ball enough? *(laughs)* Last year, it was, ‘We didn’t run the ball enough.’” *(Reporter: “Well, I just wondered if it was fortuitous or if it was his ability for why you did that because of how the team played in the first half. And also, because it wasn’t a close game and Joe had a good first half.”)* “I’m not really tying all that together. You can look back on it and think all that, but it’s good to be able to run the ball in the second half, because if you’re able to run the ball in the second half, you probably have the lead. If you can run the ball well enough to keep the lead, or to extend the lead, that’s the whole goal. You know? We’re not trying to chase any kinds of stats or get anybody ready for next week. We’re just trying to finish that game and win that game. When you’re not ahead, you don’t throw the ball or you don’t run the ball as much in the second half, because it’s hard to score points just running the ball. I think that goes as to why sometimes numbers go the other way. You just try to do what you can do to win the game. That was the idea. Was it fortuitous, not fortuitous? I’d say yes, it was good because we had the lead. We’d love to play every game like that. That’d be the goal. But, Joe [Flacco] is fully capable when it goes the other way, and when we have to score points, which could very easily be this week. Or if the defense dictates that to us, which probably defenses are going to do. We’re going to have to be able to – and we’re fully capable with the players we have, including Joe and the wide receivers – of throwing the ball all over the place if we have to do that to win the games. So, we have to develop all parts of our game, really, in every phase.”

LB Kamalei Correa and LB Patrick Onwuasor split time fairly evenly yesterday. How did you think they played? Is it a case where you would like to see one of them seize the opportunity, or do you like being able to use two different guys and match up, play a little more situational? (Luke Jones) “It depends on how they’re playing. If they’re both playing at a Pro Bowl level, then you play them both. If one of them starts to separate from the other, then one would take the job. I’d like to see one of them playing at a Pro Bowl level. Neither of them are doing that right now. But, they’re both playing well enough to win. I’d put Bam Bradley in the mix there, too. He’s an up-and-comer. We’ll just let all those young guys play. They’ll play defense, they will play special teams, they will be in their packages. Hopefully, they’ll all continue to grow as players and all three of them will become great players. They all have the ability, they all have the mindset. We’ll see where it goes.”

CB Marlon Humphrey got in the game. What did you see from him? (Ed Lee) “I thought Marlon played really well. He definitely earned more snaps. He played nine plays on defense and played really well on special teams. I would say he earned more snaps. He played well. All corners played exceptionally well – all three corners [Brandon Carr, Marlon Humphrey and Jimmy Smith], plus ‘Webby’ [Lardarius Webb] in the nickel, played very well.”

RB “Buck” [Javorius] Allen is another guy that seemed to have a good outing. How have you liked the way he’s come on over the past preseason, training camp and now? (Garrett Downing) “‘Buck’ has really seized the opportunity. He’s running hard north and south, breaking tackles, making people miss, putting his pads down when he has to, and he’s also really good in pass protection. He has good hands. He’s kind of an all-around type of guy, and he’s doing a good job. I would also add Terrance West played very well. He ran hard, very physical – made a difference in the game.”

It doesn’t always show up in the stat sheet, but the interior defensive pressure that you got – when you watch the tape – what did you see from some of those guys? (Ryan Mink) “I saw interior defensive pressure – just like you said. Seriously, we were



pushing the pocket, getting our hands up, batting balls. One of them resulted in the ball at the 3-yard line. [Terrell] Suggs got that one. Then, 'Webby' [Lardarius Webb] kind of caught a punt, which was good to see he caught a lot of that. We had a good push inside the whole game. We made it very uncomfortable for the quarterback to step up and see his reads."

The defense caused five turnovers yesterday. Is that the type of thing that can be contagious if it starts out the season this way? (Stan Charles) "I hope so. I mean, you probably can. I don't know if it's contagious – it probably is, in a sense. You gain some confidence, some momentum. I do think we have that kind of a group that can get a lot of turnovers in a hurry. Teams are really going to have to think about what they want to do against us, because we can create turnovers and turn the game around pretty fast that way. That's a good thing."

I think the offensive line was a big story league-wide. I think eight teams allowed four sacks or more. Beyond the penalties, were you pleased with how that group sort of established the tempo and got better as the game wore on? (Jeff Zrebiec) "I was. That's a great point. They have not played together – to your guys' point – they haven't been together much as a group. But, they've been practicing really hard individually. Then they practiced as a group the last week or so. They played well. They were very physical, very minimal assignment errors. The technique was solid, for the most part. They put out a good front yesterday. So, those guys stepped up and played really good football."

In Cleveland, you're going against a rookie quarterback early in the season. Does that set up different challenges because of the limited game film? How much of college film will you watch, even though it is a different offense? (Jamison Hensley) "I don't think we'll watch too much college tape. We have our division of labor. We have our different coaches that go back and look at everything, and we'll pull some of that and have a report on it. But, we'll spend our time looking at DeShone Kizer and what he's doing with Cleveland – what he's doing in the preseason, what he did against Pittsburgh. It looked like he played a solid game against Pittsburgh from what I could see so far, just watching a little bit of it, for a rookie. He's only going to get better. I mean, he's in there for a reason. Hue Jackson knows what he's doing when it comes to quarterbacks. He believes in his rookie quarterback – talent, head, poise, all those things. He believes he has a great quarterback there, so that's the quarterback we're going to prepare for."

The tight ends didn't get very many catches, but were there other things on tape that were good from your perspective? (Ed Lee) "They blocked really well. Yes, the tight ends blocked very well. I thought Ben Watson – I mean, talk about ageless – here he is out there, and he's in the trenches, blocking gap schemes and getting up on linebackers and doing a great job. They weren't really targeted that much. I think Nick [Boyle] had the one on the boot play. All three of those guys [Watson, Boyle and Maxx Williams] were a big factor blocking. That's what we asked them to do yesterday. We only threw it 17 times, so they're not going to get targeted too much, but they blocked well."

What's the difference in the blocking scheme compared to a year ago? (Mike Preston) "As you know, we were a wide-zone, stretch-zone type of emphasis for the last three years. Now, we're more multiple, I'd say. We run all the different schemes: gap schemes, lead schemes, counters. Those are all part of the offense in the past, but we run more of a downhill type of running style now."

Is this something linemen prefer more than what you've had? (Mike Preston) "Is that a rhetorical question? (laughs) I think it is. Yes, they do. I think linemen like to block the run, right? I mean, linemen like to run-block. So, that's something they always want to do. They like to change up the schemes a little bit, too. Every type of a system ... No one has done a better job in the wide zone and spread zone stuff than Gary Kubiak. He's done a great job with it. That stuff has done great success over the years. I think he, and Kyle Shanahan, Mike Shanahan, have kind of built that thing into something that's pretty historic in the National Football League. But, there are a lot of ways to skin a cat. I think for our guys and for our backs and for our personality, this is what we want to do right now."



ALPHABETICAL ROSTER

As of Sept. 12

No.	Name	Pos.	Ht.	Wt.	Birthdate	Exp.	College	Hometown
37	Allen, Javorius	RB	6-0	222	8/27/91	3	Southern California	Miccosukee, FL
70	Bergstrom, Tony	G/C	6-5	315	8/6/86	6	Utah	Salt Lake City, UT
61	Bowanko, Luke	C	6-6	300	6/13/91	4	Virginia	Clifton, VA
54	Bowser, Tyus	OLB	6-3	240	5/23/95	R	Houston	Tyler, TX
86	Boyle, Nick	TE	6-4	270	2/17/93	3	Delaware	Sussex, NJ
53	Bradley, Bam	ILB	5-11	237	6/26/94	R	Pittsburgh	Trotwood, OH
12	Campanaro, Michael	WR/RS	5-9	191	1/25/91	4	Wake Forest	Clarksville, MD
24	Carr, Brandon	CB	6-0	210	5/19/86	10	Grand Valley State	Flint, MI
36	Clark, Chuck	S	6-0	210	4/19/95	R	Virginia Tech	Suffolk, VA
51	Correa, Kamalei	LB	6-3	241	4/27/94	2	Boise State	Honolulu, HI
46	Cox, Morgan	LS	6-4	235	4/26/86	8	Tennessee	Collierville, TN
94	Davis, Carl	DT	6-5	321	3/2/92	3	Iowa	Detroit, MI
71	Eluemonor, Jermaine	G/T	6-4	338	12/13/94	R	Texas A&M	London, England
5	Flacco, Joe	QB	6-6	245	1/16/85	10	Delaware	Audubon, NJ
69	Henry, Willie	DT	6-3	308	3/20/94	2	Michigan	Cleveland, OH
43	Hill, Jaylen	CB	5-10	178	5/26/94	R	Jacksonville State	Marietta, GA
77	Howard, Austin	T	6-7	330	3/22/87	8	Northern Iowa	Davenport, IA
29	Humphrey, Marlon	CB	6-0	197	7/8/96	R	Alabama	Hoover, AL
74	Hurst, James	G/T	6-5	317	12/17/91	4	North Carolina	Plainfield, IN
23	Jefferson, Tony	S	5-11	215	1/27/92	5	Oklahoma	Chula Vista, CA
66	Jensen, Ryan	G/C	6-4	319	5/27/91	4	Colorado State-Pueblo	Fort Morgan, CO
99	Judon, Matthew	OLB	6-3	263	8/15/92	2	Grand Valley State	West Bloomfield, MI
92	Kaufusi, Bronson	DE	6-6	285	7/6/91	2	BYU	Provo, UT
4	Koch, Sam	P	6-1	222	8/13/82	12	Nebraska	Seward, NE
41	Levine Sr., Anthony	DB/LB	5-11	209	3/27/87	6	Tennessee State	Winston-Salem, NC
18	Maclin, Jeremy	WR	6-0	198	5/11/88	9	Missouri	Kirkwood, MO
15	Mallett, Ryan	QB	6-6	250	6/5/88	7	Arkansas	Texarkana, TX
13	Matthews, Chris	WR	6-5	241	10/6/89	3	Kentucky	Los Angeles, CA
88	Mayle, Vince	TE/WR	6-2	247	6/12/91	2	Washington State	Sacramento, CA
10	Moore, Chris	WR/RS	6-1	204	6/16/93	2	Cincinnati	Tampa, FL
57	Mosley, C.J.	ILB	6-2	250	6/19/92	4	Alabama	Mobile, AL
48	Onwuasor, Patrick	ILB	6-0	227	8/22/92	2	Portland State	Inglewood, CA
11	Perriman, Breshad	WR	6-2	215	9/10/93	3	Central Florida	Lithonia, GA
97	Pierce, Michael	DT	6-0	340	11/6/92	2	Samford	Daphne, AL
27	Price, Sheldon	CB	6-2	198	3/26/91	2	UCLA	La Puente, CA
42	Ricard, Patrick	DL/FB	6-3	304	5/27/94	R	Maine	Spencer, MA
22	Smith, Jimmy	CB	6-2	210	7/26/88	7	Colorado	Colton, CA
90	Smith, Za'Darius	OLB	6-4	275	9/8/92	3	Kentucky	Greenville, AL
79	Stanley, Ronnie	T	6-6	320	3/18/94	2	Notre Dame	Las Vegas, NV
55	Suggs, Terrell	OLB	6-3	265	10/11/82	15	Arizona State	Chandler, AZ
9	Tucker, Justin	K	6-1	183	11/21/89	6	Texas	Austin, TX
96	Urban, Brent	DE	6-7	300	5/5/91	4	Virginia	Mississauga, ON, CAN
17	Wallace, Mike	WR	6-0	200	8/1/86	9	Mississippi	New Orleans, LA
82	Watson, Benjamin	TE	6-3	251	12/18/80	14	Georgia	Rock Hill, SC
21	Webb, Lardarius	DB/RS	5-10	185	10/12/85	9	Nicholls State	Opelika, AL
32	Weddle, Eric	S	5-11	200	1/4/85	11	Utah	Alta Loma, CA
28	West, Terrance	RB	5-10	225	1/28/91	4	Towson	Baltimore, MD
98	Williams, Brandon	DT	6-1	340	2/21/89	5	Missouri Southern St.	Kirkwood, MO
87	Williams, Maxx	TE	6-4	257	4/12/94	3	Minnesota	Waconia, MN
56	Williams, Tim	OLB	6-3	260	11/12/93	R	Alabama	Baton Rouge, LA
39	Woodhead, Danny	RB	5-8	204	1/25/85	9	Chadron State	North Platte, NE
93	Wormley, Chris	DE	6-5	300	10/25/93	R	Michigan	Toledo, OH
73	Yanda, Marshal	G/T	6-3	305	9/15/84	11	Iowa	Anamosa, IA
Practice Squad								
16	Adeboyejo, Quincy	WR	6-3	197	5/26/95	R	Mississippi	Cedar Hill, TX
34	Collins, Alex	RB	5-10	210	8/26/94	2	Arkansas	Ft. Lauderdale, FL
38	Langford, Jeremy	RB	6-0	211	12/6/91	3	Michigan State	Wayne, MI
47	Lokombo, Boseko	LB	6-2	231	10/15/90	R	Oregon	Abbotsford, British Columbia
33	McRae, Tony	CB	5-10	185	5/3/93	1	North Carolina A&T	Maxton, NC
44	Ortiz, Ricky	FB	6-0	233	4/15/94	R	Oregon State	Corona, CA
40	Porter, Reggie	CB	5-11	185	7/13/94	R	Utah	Amite, LA
76	Shakir, Maurquice	G	6-4	313	10/14/93	R	Middle Tennessee State	Los Angeles, CA
68	Skura, Matt	C	6-3	313	2/17/93	1	Duke	Columbus, OH
1	Woodrum, Josh	QB	6-3	231	11/7/92	1	Liberty	Roanoke, VA
Injured Reserve								
35	Boykin, Brandon	CB	5-10	173	7/13/90	6	Georgia	Fayetteville, GA
26	Canady, Maurice	CB	6-1	193	5/26/94	2	Virginia	Richmond, VA
30	Dixon, Kenneth	RB	5-10	223	1/21/94	2	Louisiana Tech	Strong, AR
80	Gillmore, Crockett	TE	6-6	266	11/16/91	4	Colorado State	Bushland, TX
60	Kublanow, Brandon	C	6-2	300	4/5/95	R	Georgia	Atlanta, GA
72	Lewis, Alex	G/T	6-6	315	4/21/92	2	Nebraska	Tempe, AZ
50	McClellan, Albert	LB	6-2	250	6/4/86	7	Marshall	Lakeland, FL
67	Nembot, Stephane	T	6-6	320	12/7/91	2	Colorado	Douala, Cameroon
65	Siragusa, Nico	G	6-4	320	5/10/94	R	San Diego State	San Diego, CA
6	White, Tim	WR	5-10	181	7/15/94	R	Arizona State	Los Angeles, CA
25	Young, Tavon	CB	5-9	177	3/14/94	2	Temple	Oxon Hill, MD

NUMERICAL ROSTER

As of Sept. 12

No.	Name	Pos.	Ht.	Wt.	Birthdate	Exp.	College	How Acq.	2017 Games			
									P	S	DNP	INA
4	Sam Koch	P	6-1	222	8/13/82	12	Nebraska	D6a '06	1	0	0	0
5	Joe Flacco	QB	6-6	245	1/16/85	10	Delaware	D1 '08	1	1	0	0
9	Justin Tucker	K	6-1	183	11/21/89	6	Texas	FA '12	1	0	0	0
10	Chris Moore	WR/RS	6-1	204	6/16/93	2	Cincinnati	D4b '16	1	0	0	0
11	Breshad Perriman	WR	6-2	215	9/10/93	3	Central Florida	D1 '15	1	0	0	0
12	Michael Campanaro	WR/RS	5-9	191	1/25/91	4	Wake Forest	D7 '14	1	0	0	0
13	Chris Matthews	WR	6-5	241	10/6/89	3	Kentucky	FA '15	1	0	0	0
15	Ryan Mallett	QB	6-6	250	6/5/88	7	Arkansas	FA '15	0	0	1	0
17	Mike Wallace	WR	6-0	200	8/1/86	9	Mississippi	FA '16	1	0	0	0
18	Jeremy Maclin	WR	6-0	198	5/11/88	9	Missouri	FA '17	1	1	0	0
21	Lardarius Webb	DB/RS	5-10	185	10/12/85	9	Nicholls State	D3 '09	1	0	0	0
22	Jimmy Smith	CB	6-2	210	7/26/88	7	Colorado	D1 '11	1	1	0	0
23	Tony Jefferson	S	5-11	215	1/27/92	5	Oklahoma	UFA (ARI) '17	1	1	0	0
24	Brandon Carr	CB	6-0	210	5/19/86	10	Grand Valley State	UFA (DAL) '17	1	1	0	0
27	Sheldon Price	CB	6-2	198	3/26/91	2	UCLA	FA '15	0	0	0	1
28	Terrance West	RB	5-10	225	1/28/91	4	Towson	FA '15	1	1	0	0
29	Marlon Humphrey	CB	6-0	197	7/8/96	R	Alabama	D1 '17	1	0	0	0
32	Eric Weddle	S	5-11	200	1/4/85	11	Utah	UFA (SD) '16	1	1	0	0
36	Chuck Clark	S	6-0	210	4/19/95	R	Virginia Tech	D6 '17	1	0	0	0
37	Javorius Allen	RB	6-0	222	8/27/91	3	Southern California	D4b '15	1	0	0	0
39	Danny Woodhead	RB	5-8	204	1/25/85	9	Chadron State	UFA (SD) '17	1	0	0	0
41	Anthony Levine Sr.	DB/LB	5-11	209	3/27/87	6	Tennessee State	FA '12	1	0	0	0
42	Patrick Ricard	DL/FB	6-3	304	5/27/94	R	Maine	FA '17	1	0	0	0
43	Jaylen Hill	CB	5-10	178	5/26/94	R	Jacksonville State	FA '17	0	0	0	1
46	Morgan Cox	LS	6-4	235	4/26/86	8	Tennessee	FA '10	1	0	0	0
48	Patrick Onwuasor	ILB	6-0	227	8/22/92	2	Portland State	FA '16	1	0	0	0
51	Kamalei Correa	LB	6-3	241	4/27/94	2	Boise State	D2 '16	1	1	0	0
53	Bam Bradley	ILB	5-11	237	6/26/94	R	Pittsburgh	FA '17	1	0	0	0
54	Tyus Bowser	OLB	6-3	240	5/23/95	R	Houston	D2 '17	1	0	0	0
55	Terrell Suggs	OLB	6-3	265	10/11/82	15	Arizona State	D1a '03	1	1	0	0
56	Tim Williams	OLB	6-3	260	11/12/93	R	Alabama	D3b '17	0	0	0	1
57	C.J. Mosley	ILB	6-2	250	6/19/92	4	Alabama	D1 '14	1	1	0	0
61	Luke Bowanko	C	6-6	300	6/13/91	4	Virginia	TR (JAX) '17	1	0	0	0
66	Ryan Jensen	G/C	6-4	319	5/27/91	4	Colorado State-Pueblo	D6b '13	1	1	0	0
69	Willie Henry	DT	6-3	308	3/20/94	2	Michigan	D4d '16	0	0	0	1
70	Tony Bergstrom	G/C	6-5	315	8/6/86	6	Utah	TR (ARI) '17	1	0	0	0
71	Jermaine Eluemunor	G/T	6-4	338	12/13/94	R	Texas A&M	D5 '17	0	0	0	1
73	Marshal Yanda	G/T	6-3	305	9/15/84	11	Iowa	D3b '07	1	1	0	0
74	James Hurst	G/T	6-5	317	12/17/91	4	North Carolina	FA '14	1	1	0	0
77	Austin Howard	T	6-7	330	3/22/87	8	Northern Iowa	FA '17	1	1	0	0
79	Ronnie Stanley	T	6-6	320	3/18/94	2	Notre Dame	D1 '16	1	1	0	0
82	Benjamin Watson	TE	6-3	251	12/18/80	14	Georgia	UFA (NO) '16	1	1	0	0
86	Nick Boyle	TE	6-4	270	2/17/93	3	Delaware	D5a '15	1	1	0	0
87	Maxx Williams	TE	6-4	257	4/12/94	3	Minnesota	D2 '15	1	1	0	0
88	Vince Mayle	TE/WR	6-2	247	6/12/91	2	Washington State	WAV (DAL) '16	1	0	0	0
90	Za'Darius Smith	OLB	6-4	275	9/8/92	3	Kentucky	D4a '15	1	0	0	0
92	Bronson Kaufusi	DE	6-6	285	7/6/91	2	BYU	D3 '16	0	0	0	1
93	Chris Wormley	DE	6-5	300	10/25/93	R	Michigan	D3a '17	0	0	0	1
94	Carl Davis	DT	6-5	321	3/2/92	3	Iowa	D3 '15	1	0	0	0
96	Brent Urban	DE	6-7	300	5/5/91	4	Virginia	D4a '14	1	1	0	0
97	Michael Pierce	DT	6-0	340	11/6/92	2	Samford	FA '16	1	1	0	0
98	Brandon Williams	DT	6-1	340	2/21/89	5	Missouri Southern St.	D3 '13	1	1	0	0
99	Matthew Judon	OLB	6-3	263	8/15/92	2	Grand Valley State	D5 '16	1	1	0	0
Practice Squad												
1	Josh Woodrum	QB	6-3	231	11/7/92	1	Liberty	FA '17	0	0	0	0
16	Quincy Adebeyejo	WR	6-3	197	5/26/95	R	Mississippi	FA '17	0	0	0	0
33	Tony McRae	CB	5-10	185	5/3/93	1	North Carolina A&T	FA '17	0	0	0	0
34	Alex Collins	RB	5-10	210	8/26/94	2	Arkansas	FA '17	0	0	0	0
38	Jeremy Langford	RB	6-0	211	12/6/91	3	Michigan State	FA '17	0	0	0	0
40	Reggie Porter	CB	5-11	185	7/13/94	R	Utah	FA '17	0	0	0	0
44	Ricky Ortiz	FB	6-0	233	4/15/94	R	Oregon State	FA '17	0	0	0	0
47	Boseko Lokombo	LB	6-2	231	10/15/90	R	Oregon	FA '17	0	0	0	0
76	Maurquice Shakir	G	6-4	313	10/14/93	R	Middle Tennessee State	FA '17	0	0	0	0
68	Matt Skura	C	6-3	313	2/17/93	1	Duke	FA '16	0	0	0	0
Injured Reserve												
6	Tim White	WR	5-10	181	7/15/94	R	Arizona State	FA '17	0	0	0	0
25	Tavon Young	CB	5-9	177	3/14/94	2	Temple	D4a '16	0	0	0	0
26	Maurice Canady	CB	6-1	193	5/26/94	2	Virginia	D6b '16	0	0	0	0
30	Kenneth Dixon	RB	5-10	223	1/21/94	2	Louisiana Tech	D4e '16	0	0	0	0
35	Brandon Boykin	CB	5-10	173	7/13/90	6	Georgia	UFA (CHI) '17	0	0	0	0
50	Albert McClellan	LB	6-2	250	6/4/86	7	Marshall	FA '10	0	0	0	0
60	Brandon Kublanow	C	6-2	300	4/5/95	R	Georgia	FA '17	0	0	0	0
65	Nico Siragusa	G	6-4	320	5/10/94	R	San Diego State	D4 '17	0	0	0	0
67	Stephane Nembot	T	6-6	320	12/7/91	2	Colorado	FA '16	0	0	0	0
72	Alex Lewis	G/T	6-6	315	4/21/92	2	Nebraska	D4c '16	0	0	0	0
80	Crockett Gillmore	TE	6-6	266	11/16/91	4	Colorado State	D3b '14	0	0	0	0



POSITIONAL ROSTER

As of Sept. 12

QUARTERBACKS (2)

- 5 Flacco, JoeQB
- 15 Mallett, Ryan.QB

WIDE RECEIVERS (6)

- 10 Moore, Chris WR/RS
- 11 Perriman, Breshad WR
- 12 Campanaro, Michael. WR/RS
- 13 Matthews, Chris WR
- 17 Wallace, Mike WR
- 18 Maclin, Jeremy. WR

RUNNING BACKS (3)

- 28 West, Terrance RB
- 37 Allen, Javorius RB
- 39 Woodhead, Danny RB

TIGHT ENDS (4)

- 82 Watson, Benjamin TE
- 86 Boyle, Nick TE
- 87 Williams, Maxx. TE
- 88 Mayle, Vince TE

OFFENSIVE LINE (8)

- 61 Bowanko, Luke C
- 66 Jensen, Ryan G/C
- 70 Bergstrom, Tony G
- 71 Eluemunor, Jermaine G/T
- 73 Yanda, Marshal G/T
- 74 Hurst, James G/T
- 77 Howard, Austin T
- 79 Stanley, Ronnie T

SECONDARY (10)

- 21 Webb, Lardarius DB/RS
- 22 Smith, Jimmy CB
- 23 Jefferson, Tony. S
- 24 Carr, Brandon CB
- 27 Price, Sheldon CB
- 29 Humphrey, Marlon. CB
- 32 Weddle, Eric S
- 36 Clark, Chuck S
- 41 Levine Sr., Anthony DB/LB
- 43 Hill, Jaylen CB

SPECIALISTS (3)

- 4 Koch, SamP
- 9 Tucker, Justin.K
- 46 Cox, Morgan LS

LINEBACKERS (9)

- 48 Onwuasor, PatrickILB
- 51 Correa, Kamalei LB
- 53 Bradley, BamILB
- 54 Bowser, Tyus OLB
- 55 Suggs, Terrell. OLB
- 56 Williams, Tim OLB
- 57 Mosley, C.J.ILB
- 90 Smith, Za'Darius OLB
- 99 Judon, Matthew OLB

DEFENSIVE LINE (8)

- 42 Ricard, Patrick DL/FB
- 69 Henry, Willie DT
- 92 Kaufusi, Bronson. DE
- 93 Wormley, Chris. DE
- 94 Davis, Carl DT
- 96 Urban, Brent DE
- 97 Pierce, Michael DT
- 98 Williams, Brandon DT

PRACTICE SQUAD (10)

- 1 Woodrum, JoshQB
- 16 Adeboyejo, Quincy WR
- 33 McRae, Tony CB
- 34 Collins, Alex RB
- 38 Jeremy Langford RB
- 40 Porter, Reggie CB
- 44 Ortiz, Ricky. FB
- 47 Lokombo, Boseko LB
- 68 Skura, Matt C
- 76 Shakir, Maurquice G

RESERVE / INJURED (11)

- 6 White, Tim WR
- 25 Young, Tavon. CB
- 26 Canady, Maurice CB
- 30 Dixon, Kenneth RB
- 35 Boykin, Brandon CB
- 50 McClellan, Albert LB
- 60 Kublanow, Brandon C
- 65 Siragusa, Nico G
- 67 Nembot, Stephane. T
- 72 Lewis, Alex G/T
- 80 Gillmore, Crockett TE

2017 COACHING STAFF

John Harbaugh Head Coach
 Jerry Rosburg Special Teams Coordinator / Associate Head Coach
 Marty Mornhinweg Offensive Coordinator / Quarterbacks Coach
 Dean Pees Defensive Coordinator
 Richard Angulo Assistant Offensive Line
 Juney Barnett Strength & Conditioning Coach
 Andy Bischoff Offensive Assistant
 Randy Brown Specialists Coach
 Joe Cullen Defensive Line Coach
 Joe D'Alessandris Offensive Line Coach
 Bobby Engram Wide Receivers Coach

Thomas Hammock Running Backs Coach
 Chris Hewitt Secondary Coach
 Chris Horton Assistant Special Teams Coach
 Mike Macdonald Defensive Backs Coach
 Don Martindale Linebackers Coach
 Greg Roman Senior Offensive Assistant / Tight Ends Coach
 Steve Saunders. Director of Performance
 Craig Ver Steeg. Offensive Assistant / Quarterbacks
 Matt Weiss Defensive Assistant
 Drew Wilkins Assistant Defensive Line Coach



DEPTH CHART

Updated by Ravens PR staff on Sept. 12

OFFENSE

WR	11	Breshad Perriman	12	Michael Campanaro		
WR	17	Mike Wallace	10	Chris Moore		
WR	18	Jeremy Maclin	13	Chris Matthews		
LT	79	Ronnie Stanley	74	James Hurst		
LG	74	James Hurst	70	Tony Bergstrom		
C	66	Ryan Jensen	61	Luke Bowanko		
RG	73	Marshal Yanda	<u>71</u>	<u>Jermaine Eluemunor</u>		
RT	77	Austin Howard	74	James Hurst		
TE	86	Nick Boyle	82	Benjamin Watson	87	Maxx Williams
QB	5	Joe Flacco	15	Ryan Mallett		88 Vince Mayle
RB	28	Terrance West	39	Danny Woodhead	37	Javorius Allen

DEFENSE

DT	98	Brandon Williams	69	Willie Henry	<u>93</u>	<u>Chris Wormley</u>
NT	97	Michael Pierce	94	Carl Davis	<u>42</u>	<u>Patrick Ricard</u>
DE	96	Brent Urban	92	Bronson Kaufusi		
RUSH	55	Terrell Suggs	90	Za'Darius Smith	<u>56</u>	<u>Tim Williams</u>
MLB	57	C.J. Mosley	<u>53</u>	<u>Bam Bradley</u>		
WLB	51	Kamalei Correa	48	Patrick Onwuasor		
SLB	99	Matthew Judon	<u>54</u>	<u>Tyus Bowser</u>		
LCB	24	Brandon Carr	<u>29</u>	<u>Marlon Humphrey</u>	<u>43</u>	<u>Jaylen Hill*</u>
SS	23	Tony Jefferson	41	Anthony Levine Sr.		
FS	32	Eric Weddle	21	Lardarius Webb	<u>36</u>	<u>Chuck Clark</u>
RCB	22	Jimmy Smith	27	Sheldon Price*		

SPECIAL TEAMS

P	4	Sam Koch		
K	9	Justin Tucker		
H	4	Sam Koch		
LS	46	Morgan Cox		
KOR	10	Chris Moore	12	Michael Campanaro
PR	12	Michael Campanaro	21	Lardarius Webb

*Missed Previous Game w/ Injury**

Rookies Underlined

PRONUNCIATION GUIDE

PLAYERS: Quincy Adebayo (add-ah-BOY-joe); Javorius Allen (juh-VAR-us); Michael Campanaro (camp-ah-NAIR-oh); Maurice Canady (CAN-uh-dee); Kamalei Correa (KAH-mah-lay, corr-A-uh); Jermaine Eluemunor (EE-lew-mun-or); Bronson Kaufusi (cow-FOO-see); Sam Koch (Cook); Anthony Levine Sr. (luh-VEEN); Boseko Lokombo (bo-SAY-ko, LO-kom-bo); Stephane Nembot (steff-ON, NAME-bot); Patrick Onwuasor (o-WAH-so); Za'Darius Smith (zuh-DARE-ee-us); Lardarius Webb (lahr-DARE-ee-us); Marshal Yanda (YAWN-da); Tavon Young (TAY-von); **COACHES:** Richard Angulo (an-GOO-low); Andy Bischoff (BISH-off); Joe D'Alessandris (dell-ah-SAN-dress); Marty Mornhinweg (MORNING-wig); Craig Ver Steeg (ver-STEGG)

HOW THE RAVENS ARE BUILT

BY YEAR SIGNED

YEAR	PLAYER	ACQ.
2003	OLB Terrell Suggs	D1a
2006	P Sam Koch	D6a
2007	G/T Marshal Yanda	D3b
2008	QB Joe Flacco	D1
2009	DB Lardarius Webb	D3
2010	LS Morgan Cox <i>LB Albert McClellan [Injured Reserve]</i>	RFA RFA
2011	CB Jimmy Smith	D1
2012	DB/LB Anthony Levine Sr. K Justin Tucker	FA RFA
2013	G/C Ryan Jensen DT Brandon Williams	D6b D3
2014	WR/RS Michael Campanaro <i>TE Crockett Gillmore [Injured Reserve]</i> OL James Hurst LB C.J. Mosley DE Brent Urban	D7 D3b RFA D1 D4a
2015	RB Javorius Allen TE Nick Boyle DT Carl Davis QB Ryan Mallett WR Chris Matthews WR Breshad Perriman CB Sheldon Price OLB Za'Darius Smith RB Terrance West TE Maxx Williams	D4b D5a D3 FA FA D1 FA D4a FA D2
2016	<i>CB Maurice Canady [Injured Reserve]</i> OLB Kamalei Correa <i>RB Kenneth Dixon [Injured Reserve]</i> DT Willie Henry OLB Matthew Judon DE Bronson Kaufusi <i>G/T Alex Lewis [Injured Reserve]</i> TE Vince Mayle WR Chris Moore <i>T Stephane Nembot [Injured Reserve]</i> ILB Patrick Onwuasor T Ronnie Stanley DT Michael Pierce WR Mike Wallace TE Benjamin Watson S Eric Weddle <i>CB Tavon Young [Injured Reserve]</i>	D6b D2 D4e D4d D5 D3 D4c WA (Dal.) D4b RFA RFA D1 RFA FA UFA (NO) UFA (SD) D4a
2017	G Tony Bergstrom C Luke Bowanko <i>CB Brandon Boykin [Injured Reserve]</i> LB Bam Bradley CB Brandon Carr S Chuck Clark G Jermaine Eluemunor CB Jaylen Hill T Austin Howard CB Marlon Humphrey S Tony Jefferson <i>G/C Brandon Kublanow [Injured Reserve]</i> WR Jeremy Maclin FB/DL Patrick Ricard <i>G Nice Siragusa [Injured Reserve]</i> <i>WR Tim White [Injured Reserve]</i> OLB Tim Williams RB Danny Woodhead DE Chris Wormley	TR (Ari.) TR (Jax.) UFA (Chi.) RFA UFA (Dal.) D6 D5 RFA FA D1 UFA (Ari.) RFA FA RFA D4 RFA D3b UFA (SD) D3a

BY DRAFT ROUND

1st ROUND (9)	TEAM	YEAR
OLB Terrell Suggs	Baltimore	2003 (10th)
TE Benjamin Watson	New England	2004 (32nd)
QB Joe Flacco	Baltimore	2008 (18th)
WR Jeremy Maclin	Philadelphia	2009 (19th)
CB Jimmy Smith	Baltimore	2011 (27th)
LB C.J. Mosley	Baltimore	2014 (17th)
WR Breshad Perriman	Baltimore	2015 (26th)
T Ronnie Stanley	Baltimore	2016 (6th)
CB Marlon Humphrey	Baltimore	2017 (16th)
2nd ROUND (3)		
S Eric Weddle	San Diego	2007
TE Maxx Williams	Baltimore	2015
OLB Kamalei Correa	Baltimore	2016
3rd ROUND (11)		
G/T Marshal Yanda	Baltimore	2007
WR Mike Wallace	Pittsburgh	2009
CB/RS Lardarius Webb	Baltimore	2009
QB Ryan Mallett	New England	2011
G Tony Bergstrom	Oakland	2012
DT Brandon Williams	Baltimore	2013
<i>TE Crockett Gillmore [Injured Reserve]</i>	Baltimore	2014
RB Terrance West	Cleveland	2014
DT Carl Davis	Baltimore	2015
DE Bronson Kaufusi	Baltimore	2016
DE Chris Wormley	Baltimore	2017
OLB Tim Williams	Baltimore	2017
4th ROUND (6)		
<i>CB Brandon Boykin [Injured Reserve]</i>	Philadelphia	2012
DE Brent Urban	Baltimore	2014
TE Vince Mayle	Cleveland	2015
OLB Za'Darius Smith	Baltimore	2015
RB Javorius Allen	Baltimore	2015
DT Willie Henry	Baltimore	2016
<i>RB Kenneth Dixon [Injured Reserve]</i>	Baltimore	2016
<i>G/T Alex Lewis [Injured Reserve]</i>	Baltimore	2016
WR Chris Moore	Baltimore	2016
<i>CB Tavon Young [Injured Reserve]</i>	Baltimore	2016
<i>G Nico Siragusa [Injured Reserve]</i>	Baltimore	2017
5th ROUND (4)		
CB Brandon Carr	Kansas City	2008
TE Nick Boyle	Baltimore	2015
OLB Matthew Judon	Baltimore	2016
G Jermaine Eluemunor	Baltimore	2017
6th ROUND (4)		
P Sam Koch	Baltimore	2006
OL Ryan Jensen	Baltimore	2013
C Luke Bowanko	Jacksonville	2014
<i>CB Maurice Canady [Injured Reserve]</i>	Baltimore	2016
S Chuck Clark	Baltimore	2017
7th ROUND (1)		
WR/RS Michael Campanaro	Baltimore	2014
UNDRAFTED (14)		
RB Danny Woodhead	NY Jets	2009
LS Morgan Cox	Baltimore	2010
DB Anthony Levine Sr.	Green Bay	2010
T Austin Howard	Philadelphia	2010
<i>LB Albert McClellan [Injured Reserve]</i>	Baltimore	2010
WR Chris Matthews	Cleveland	2011
K Justin Tucker	Baltimore	2012
S Tony Jefferson	Arizona	2013
CB Sheldon Price	Indianapolis	2013
OL James Hurst	Baltimore	2014
<i>T Stephane Nembot [Injured Reserve]</i>	Baltimore	2016
ILB Patrick Onwuasor	Baltimore	2016
DT Michael Pierce	Baltimore	2016
LB Bam Bradley	Baltimore	2017
CB Jaylen Hill	Baltimore	2017
<i>G/C Brandon Kublanow [Injured Reserve]</i>	Baltimore	2017
FB/DL Patrick Ricard	Baltimore	2017
<i>WR Tim White [Injured Reserve]</i>	Baltimore	2017

2017 TRANSACTIONS

- **Jan. 2:** Signed WR Kenny Bell, G Jarell Broxton, RB Stephen Houston, G Jarrod Pughsley, C Matt Skura and QB Dustin Vaughan to reserve future contracts.
- **Jan. 4:** Signed CB Robertson Daniel to a reserve future contract.
- **Jan. 31:** Signed DB Otha Foster and LB Boseko Lokombo to reserve future contracts.
- **March 7:** Terminated the contracts of vested veterans S Kendrick Lewis and CB Shareece Wright.
- **March 8:** Terminated the contract of vested veteran OLB Elvis Dumervil.
- **March 10:** Terminated the contract of vested veteran DB Lardarius Webb; Signed unrestricted free agents **S Tony Jefferson** and **RB Danny Woodhead**.
- **Marh 13:** Re-signed unrestricted free agents DB/LB Anthony Levine Sr. and NT Brandon Williams.
- **March 15:** Re-signed unrestricted free agent QB Ryan Mallett; Traded C Jeremy Zuttah and a 2017 sixth-round pick (198th overall) to San Francisco in exchange for a for a 2017 sixth-round choice (186th overall).
- **March 20:** Signed unrestricted free agent **CB Brandon Carr**.
- **April 4:** Traded DT Timmy Jernigan and the 99th-overall selection (a third-round compensatory choice) in the 2017 NFL Draft to the Philadelphia Eagles in exchange for the 74th pick in the 2017 draft.
- **April 6:** Re-signed restricted free agent WR/RS Michael Campanaro.
- **April 11:** Re-signed free agent DB Lardarius Webb.
- **April 19:** Re-signed restricted free agents T James Hurst and G/C Ryan Jensen; Re-signed exclusive rights free agent WR Chris Matthews.
- **April 25:** Re-signed exclusive rights free agent OLB Brennen Beyer.
- **April 26:** Re-signed exclusive rights free agents WR/RS Keenan Reynolds and G De'Ondre Wesley.
- **May: 2** Waived LB Cavellis Lockett; Signed 2017 NFL Draft choices **OLB Tyus Bowser**, **S Chuck Clark**, **G/T Jermaine Eluemunor**, **CB Marlon Humphrey** and **G Nico Siragusa**; Signed undrafted rookie free agents **P Kenny Allen**, **WR Quincy Adebeyejo**, **WR C.J. Board**, **ILB Bam Bradley**, **DE Omarius Bryant**, **CB Carlos Davis**, **S Daniel Henry**, **C Brandon Kublanow**, **RB Taquan Mizzell**, **FB Ricky Ortiz**, **WR Tim Patrick**, **ILB Donald Payne**, **DE Patrick Ricard**, **G Maurquice Shakir**, **QB Zach Terrell** and **WR Tim White**.
- **May 8:** Re-signed restricted free agent RB Terrance West and exclusive rights free agent CB Sheldon Price; Waived DE Omarius Bryant, RB Stephen Houston and QB Zach Terrell.
- **May 9:** Re-signed exclusive rights free agent LB Patrick Onwuasor.
- **May 12:** Re-signed exclusive rights free agent LB Lamar Louis.
- **May 15:** Signed undrafted rookie free agents **LB Randy Allen**, **WR Aaron Bailey**, **CB Jaylen Hill** and **T Roubbens Joseph**.
- **May 18:** Signed 2017 NFL Draft choices **OLB Tim Williams** and **DE Chris Wormley**.
- **June 5:** Terminated the contract of vested veteran (failed physical) CB Kyle Arrington; Signed free agent **CB Brandon Boykin** and **Al-Hajj Shabazz**.
- **June 6:** Waived (injured) CB Carlos Davis, who reverted to Injured Reserve; Signed free agent **TE Ryan Malleck**.
- **June 7:** Terminated the contract of vested veteran TE Dennis Pitta (injury waiver); Signed free agent **TE Barrett Burns**.
- **June 8:** Waived (injury settlement) CB Carlos Davis.
- **June 13:** Waived TE Barrett Burns; Signed free agent **WR Jeremy Maclin**.
- **July 19:** Placed WR Aaron Bailey and DE Patrick Ricard on Active/ Physically Unable to Perform; Waived (injured) DB Daniel Henry, who reverted to Injured Reserve.
- **July 21:** Placed WR/RS Michael Campanaro and CB Tavon Young on Active/Physically Unable to Perform; Waived (injured) WR Aaron Bailey, who reverted to Injured Reserve; Signed free agents **CB Reggie Porter** and **WR Griff Whalen**.
- **July 24:** Waived (injury settlement) DB Daniel Henry.
- **July 26:** Signed free agent **RB Bobby Rainey**; Activated DE Patrick Ricard from Active/Physically Unable to Perform.
- **July 28:** Placed G/C John Urschel on the Exempt/Left Squad list; Signed free agent **QB David Olson**; Waived (injury settlement) WR Aaron Bailey.
- **July 30:** Waived WR Tim Patrick and signed free agent **TE Larry Donnell**.
- **July 31:** Waived QB David Olson and signed free agent **QB Josh Woodrum**; Activated WR/RS Michael Campanaro from Active Physically Unable to Perform.
- **Aug. 4:** Waived (injured) C Brandon Kublanow and signed rookie free agent **C Derrick Nelson**; Waived (injured) TE Crockett Gillmore and signed free agent **T Austin Howard**; Gillmore and Kublanow both reverted to Injured Reserve.
- **Aug. 7:** Waived (injured) CB Al-Hajj Shabazz, who reverted to Injured Reserve but then reached an injury settlement, and signed free agent **CB Trevin Wade**.
- **Aug. 14:** Waived QB Dustin Vaughn and signed free agent **QB Thaddeus Lewis**.
- **Aug. 18:** Waived (injured) WR Kenny Bell, who later reached an injury settlement, and re-signed **G/C Jeremy Zuttah**.
- **Aug. 20:** Waived LB Lamar Louis.
- **Aug. 28:** Signed **LS Taybor Pepper**.
- **Sept. 1:** Waived the following players: P/K Kenny Allen, LB Randy Allen, WR C.J. Board, G Jarrell Broxton, DB Otha Foster, T Roubbens Joseph, C Derrick Nelson, LS Taybor Pepper, G Jarrod Pughsley, WR/RS Keenan Reynolds, FB/RB Lorenzo Taliaferro and G/T De'Ondre Wesley; Terminated the contracts of vested veterans: TE Larry Donnell, QB Thaddeus Lewis, RB Bobby Rainey CB Trevin Wade, WR Griff Whalen and G/C Jeremy Zuttah; Placed RB Kenneth Dixon, G/T Alex Lewis, LB Albert McClellan, G Nico Siragusa, WR Tim White and CB Tavon Young on Injured Reserve; Traded a 2018 conditional seventh-round pick to Arizona in exchange for G/C Tony Bergstrom.
- **Sept. 2:** Waived the following players: WR Quincy Adebeyejo, LB Boseko Lokombo, TE Ryan Malleck, WR Chris Matthews, RB Taquan Mizzell, FB Ricky Ortiz, ILB Donald Payne, CB Reggie Porter, G Maurquice Shakir, G/C Matt Skura and QB Josh Woodrum; Waived (injured) OLB Brennen Beyer, CB Robertson Daniel and T Stephane Nembot (who all revert to Injured Reserve); Placed CB Brandon Boykin on Injured Reserve; Traded an undisclosed draft pick to Jacksonville in exchange for C Luke Bowanko.
- **Sept. 3:** Signed the following players to the practice squad: WR Quincy Adebeyejo, LB Boseko Lokombo, TE Ryan Malleck, FB Ricky Ortiz, CB Reggie Porter and G Maurquice Shakir.
- **Sept. 4:** Placed CB Maurice Canady on Injured Reserve; Re-signed WR Chris Matthews.
- **Sept. 5:** Signed **RB Alex Collins**, **CB Tony McRae** and G/C Matt Skura to the practice squad.
- **Sept. 6:** Reached an injury settlement with OLB Brennen Beyer.
- **Sept. 7** Reached an injury settlement with CB Robertson Daniel.
- **Sept. 12:** Waived TE Ryan Malleck from the practice squad and re-signed QB Josh Woodrum to the practice squad.

(Bold denotes first time player has joined the Ravens.)



GAME-BY-GAME STARTERS

OFFENSE

GAME	WR	LT	LG	C	RG	RT	TE	WR	QB	RB	WR	OTER
Sept. 10 at Cincinnati	Maclin	Stanley	Hurst	Jensen	Yanda	Howard	Boyle	n/a	Flacco	West	Watson (TE)	M. Williams (TE)
Sept. 17 vs. Cleveland												
Sept. 24 at Jacksonville												
Oct. 1 vs. Pittsburgh												
Oct. 8 at Oakland												
Oct. 15 vs. Chicago												
Oct. 22 at Minnesota												
Oct. 26 vs. Miami												
Nov. 5 at Tennessee												
Nov. 19 at Green Bay												
Nov. 27 vs. Houston												
Dec. 3 vs. Detroit												
Dec. 10 at Pittsburgh												
Dec. 17 at Cleveland												
Dec. 23 vs. Indianapolis												
Dec. 31 vs. Cincinnati												

DEFENSE

GAME	DT	DE	NT	SAM	MIKE	WILL	RUSH	RCB	LCB	SS	FS	OTHER
Sept. 10 at Cincinnati	B. Williams	Urban	Pierce	Judon	Mosley	Correa	Suggs	J. Smith	B. Carr	Jefferson	Weddle	
Sept. 17 vs. Cleveland												
Sept. 24 at Jacksonville												
Oct. 1 vs. Pittsburgh												
Oct. 8 at Oakland												
Oct. 15 vs. Chicago												
Oct. 22 at Minnesota												
Oct. 26 vs. Miami												
Nov. 5 at Tennessee												
Nov. 19 at Green Bay												
Nov. 27 vs. Houston												
Dec. 3 vs. Detroit												
Dec. 10 at Pittsburgh												
Dec. 17 at Cleveland												
Dec. 23 vs. Indianapolis												
Dec. 31 vs. Cincinnati												

Bold denotes first NFL start



2017 STATISTICS

WON 1, LOST 0

09/10	W 20- 0	at Cincinnati	55,254
09/17		Cleveland	
09/24		at Jacksonville	
10/01		Pittsburgh	
10/08		at Oakland	
10/15		Chicago	
10/22		at Minnesota	
10/26		Miami	
11/05		at Tennessee	
11/19		at Green Bay	
11/27		Houston	
12/03		Detroit	
12/10		at Pittsburgh	
12/17		at Cleveland	
12/23		Indianapolis	
12/31		Cincinnati	

	Balt.	Opp.
TOTAL FIRST DOWNS	17	14
Rushing	8	3
Passing	5	8
Penalty	4	3
3rd Down: Made/Att	6/14	4/13
3rd Down Pct.	42.9	30.8
4th Down: Made/Att	0/0	0/1
4th Down Pct.	0.0	0.0
POSSESSION AVG.	34:00	26:00
TOTAL NET YARDS	268	221
Avg. Per Game	268.0	221.0
Total Plays	60	58
Avg. Per Play	4.5	3.8
NET YARDS RUSHING	157	77
Avg. Per Game	157.0	77.0
Total Rushes	42	22
NET YARDS PASSING	111	144
Avg. Per Game	111.0	144.0
Sacked/Yards Lost	1/10	5/26
Gross Yards	121	170
Att./Completions	17/9	31/16
Completion Pct.	52.9	51.6
Had Intercepted	1	4
PUNTS/AVERAGE	6/41.7	5/42.4
NET PUNTING AVG.	6/39.3	5/37.8
PENALTIES/YARDS	11/85	9/66
FUMBLES/BALL LOST	1/0	1/1
TOUCHDOWNS	2	0
Rushing	1	0
Passing	1	0
Returns	0	0

* SCORE BY PERIODS	Q1	Q2	Q3	Q4	OT	PTS
TEAM	3	14	3	0	0	20
OPPONENTS	0	0	0	0	0	0

* SCORING	TD-Ru	Pa	Rt	K-PAT	FG	S	PTS
Tucker	0	0	0	2/2	2/2	0	8
Maclin	1	0	1	0		0	6
West	1	1	0	0		0	6
TEAM	2	1	1	0	2/2	2/2	20
OPPONENTS	0	0	0	0	0/0	0/0	0

2-Pt Conv: TEAM 0-0, OPPONENTS 0-0

SACKS: Suggs 2, Jefferson 1, Pierce 1, Z. Smith 1, TEAM 5, OPPONENTS 1

FUM/LOST: Campanaro 1/0

* RUSHING	No.	Yds	Avg	Long	TD			
West	19	80	4.2	11	1			
Allen	21	71	3.4	17	0			
Woodhead	1	4	4.0	4	0			
Campanaro	1	2	2.0	2	0			
TEAM	42	157	3.7	17	1			
OPPONENTS	22	77	3.5	23	0			
* RECEIVING	No.	Yds	Avg	Long	TD			
Woodhead	3	33	11.0	13	0			
Maclin	2	56	28.0	48t	1			
Boyle	1	14	14.0	14	0			
Wallace	1	8	8.0	8	0			
Perriman	1	5	5.0	5	0			
M. Williams	1	5	5.0	5	0			
TEAM	9	121	13.4	48t	1			
OPPONENTS	16	170	10.6	39	0			
* INTERCEPTIONS	No.	Yds	Avg	Long	TD			
Mosley	1	31	31.0	31	0			
Carr	1	20	20.0	20	0			
Webb	1	10	10.0	10	0			
J. Smith	1	8	8.0	8	0			
TEAM	4	69	17.3	31	0			
OPPONENTS	1	0	0.0	0	0			
* PUNTING	No.	Yds	Avg	Net	TB	In	Lg	B
Koch	6	250	41.7	39.3	0	2	52	0
TEAM	6	250	41.7	39.3	0	2	52	0
OPPONENTS	5	212	42.4	37.8	0	1	53	0
* PUNT RETURNS	Ret	FC	Yds	Avg	Long	TD		
Campanaro	3	1	23	7.7	15	0		
TEAM	3	1	23	7.7	15	0		
OPPONENTS	3	2	14	4.7	12	0		
* KICKOFF RETURNS	No.	Yds	Avg	Long	TD			
OPPONENTS	1	11	11.0	11	0			
* FIELD GOALS	1-19	20-29	30-39	40-49	50+			
Tucker	0/0	2/2	0/0	0/0	0/0			
TEAM	0/0	2/2	0/0	0/0	0/0			
OPPONENTS	0/0	0/0	0/0	0/0	0/0			

Tucker: (25G, 25G)

* PASSING	Att	Cmp	Yds	Cmp%	Yds/Att	TD	TD%	Int	Int%	Long	SK/Lost	Rating
Flacco	17	9	121	52.9	7.12	1	5.9	1	5.9	48t	1/10	71.0
TEAM	17	9	121	52.9	7.12	1	5.9	1	5.9	48t	1/10	71.0
OPPONENTS	31	16	170	51.6	5.48	0	0.0	4	12.9	39	5/26	28.4



2017 DEFENSIVE STATISTICS

from Press Box Stats

Name	Total	Solo	Assists	Sacks	Yds.	INT	Yds.	PD	FF	FR
Jefferson, Tony	9	5	4	1	1	0	0	0	0	0
Mosley, C.J.	8	5	3	0	0	1	31	1	0	0
Suggs, Terrell	6	5	1	2	11	0	0	1	1	0
Pierce, Michael	4	3	1	1	5	0	0	0	0	1
Webb, Lardarius	3	3	0	0	0	1	10	1	0	0
Smith, Jimmy	3	3	0	0	0	1	8	1	0	0
Correa, Kamalei	3	3	0	0	0	0	0	0	0	0
Smith, Za'Darius	3	2	1	1	9	0	0	0	0	0
Carr, Brandon	2	2	0	0	0	1	20	2	0	0
Weddle, Eric	2	1	1	0	0	0	0	0	0	0
Judon, Matthew	1	1	0	0	0	0	0	1	0	0
Levine Sr., Anthony	1	1	0	0	0	0	0	0	0	0
Urban, Brent	1	1	0	0	0	0	0	0	0	0
Bowser, Tyus	1	1	0	0	0	0	0	0	0	0
Ricard, Patrick	1	1	0	0	0	0	0	0	0	0
Williams, Brandon	1	0	1	0	0	0	0	0	0	0
Onwuasor, Patrick	0	0	0	0	0	0	0	1	0	0
Totals	49	37	12	5	26	4	69	8	1	1



2017 SPECIAL TEAMS TACKLES

from Press Box Stats

Name	Total	Solo	Assists	FF	FR	Blocked Kicks
Correa, Kamalei	2	1	1	0	0	0
Levine Sr., Anthony	2	1	1	0	0	0
Mayle, Vince	1	1	0	0	0	0
Totals	5	3	2	0	0	0



2017 SINGLE-GAME BESTS

- Tackles:** 9 by Tony Jefferson at Cin. (9/10)
- Sacks:** 2 by Terrell Suggs at Cin. (9/10)
- Interceptions:** 1 by Brandon Carr, C.J. Mosley, Jimmy Smith and Lardarius Webb at Cin. (9/10)
- Passes Defensed:** 2 by Brandon Carr at Cin. (9/10)
- Forced Fumbles:** 1 by Terrell Suggs at Cin. (9/10)
- Fumble Recoveries:** 1 by Michael Pierce at Cin. (9/10)
- Special Teams Tackles:** 2 by Kamalei Correa and Anthony Levine Sr. at Cin. (9/10)

