

ARIZONA CARDINALS

WEEK 2
GAME RELEASE
#AZvsIND

Mark Dalton - Sr. Vice President, Media Relations | Chris Melvin - Director, Media Relations | Mike Helm - Manager, Media Relations | Imani Suber - Media Relations Coordinator | Chase Russell - Media Relations Coordinator



ARIZONA CARDINALS (0-1)

VS.

INDIANAPOLIS COLTS (0-1)

Lucas Oil Stadium | September 17, 2017 | 10:00 AM (MST)



THIS WEEK'S PREVIEW

The Cardinals look to even their record when they travel to Indianapolis this week to take on the Colts. It is the second of back-to-back road games in the Eastern Time Zone to begin the season for the Cardinals, who dropped a 35-23 decision at Detroit in the regular season opener.

The Cardinals and Colts are meeting for the 16th time in a series that dates back to 1961 when the Cards were based in St. Louis and the Colts called Baltimore home.

Arizona is making its first visit to Indy since 2005 and its first-ever visit to Lucas Oil Stadium. In fact, Lucas Oil Stadium and the Chargers StubHub Center are the only current NFL venues in which the Cardinals have never played a game.

This week's game also marks Bruce Arians' first trip back to Indianapolis since he served as the Colts offensive coordinator and interim head coach under Chuck Pagano during the 2012 season. Arians was named NFL Coach of the Year after leading Indy to a 9-3 record in Pagano's absence.

In the season-opener last week at Detroit, turnovers proved to be the difference as Arizona lost to the Lions for the first time in the last eight meetings. The Lions outscored Arizona 26-13 in the second half, aided by a pair of TDs coming off Cardinals turnovers. Three of Detroit's five TDs in the game came following an Arizona INT or fumble.

Highlighting last week's game for the Cardinals was the play of rookie first round pick LB Haason Reddick. Starting in his NFL debut, Reddick recorded a team-high 10 tackles, two tackles for loss, two QB pressures and a QB hit. CB Justin Bethel also made a big impact, scoring the first Cardinals TD of the season when he intercepted a Matthew Stafford pass in the first quarter and returned it 82 yards for his fourth career TD and second INT return TD in two games (66-yarder in Week 17 last season).

Arizona lost a pair of key starters to injury in Detroit as All-Pro RB David Johnson (wrist) and starting LT D.J. Humphries (knee) were both forced from the game. Johnson was placed on IR on Tuesday afternoon while time lost for Humphries is to be determined.

Without starting QB Andrew Luck, the Colts fell to the Rams, 46-9, at Los Angeles Memorial Coliseum in Week 1.

Following this week's game vs. the Colts, the Cardinals return to Arizona for their home opener against the Dallas Cowboys in Week 3 on Monday Night Football. The Colts remain home to face the Browns.

GAME RELEASE INDEX

Page	Contents
2-3	Cardinals-Colts Series Info
4	New Faces / Pronunciations / Captains / Mr. B in AZ Hall of Fame
5	By The Numbers / What To Look For / NFL Week 2 Schedule
6	Cardinals Leadership / Michael Bidwill / Steve Keim
7	University of Phoenix Stadium / London Game / Kurt Warner HOF
8	Bruce Arians Highlights
9	Cardinals Coaching Staff
10-15	Larry Fitzgerald / Carson Palmer / Offensive Highlights
16-17	Defensive Highlights / Peterson / Golden & Jones / Dansby
18-19	Special Teams Highlights / Phil Dawson / Justin Bethel / Andy Lee
20-23	Individual Player Notes / Transactions
24-36	Rosters / Depth Chart / 2017 Season Stats
38-48	Supplemental Bios
49	2017 NFL Standings

ARIZONA CARDINALS - 2017 SCHEDULE

Date	Opponent	Location	AZ Time
Sep. 10	@ Detroit	Ford Field	L, 23-35
Sep. 17	@ Indianapolis	Lucas Oil Stadium	10:00 AM
Sep. 25	DALLAS^	Univ. of Phoenix Stadium	5:30 PM
Oct. 1	SAN FRANCISCO	Univ. of Phoenix Stadium	1:05 PM
Oct. 8	@ Philadelphia*	Lincoln Financial Field	10:00 AM
Oct. 15	Tampa Bay*	Univ. of Phoenix Stadium	1:05 PM
Oct. 22	@ L.A. Rams#	Twickeham Stadium	10:00 AM
BYE			
Nov. 5	@ San Francisco*	Levi's Stadium	2:05 PM
Nov. 9	SEATTLE+	Univ. of Phoenix Stadium	6:25 PM
Nov. 19	@ Houston*	NRG Stadium	11:00 AM
Nov. 26	JACKSONVILLE*	Univ. of Phoenix Stadium	2:25 PM
Dec. 3	L.A. RAMS*	Univ. of Phoenix Stadium	2:25 PM
Dec. 10	TENNESSEE*	Univ. of Phoenix Stadium	2:05 PM
Dec. 17	@ Washington*	FedEx Field	11:00 AM
Dec. 24	N.Y. GIANTS	Univ. of Phoenix Stadium	2:25 PM
Dec. 31	@ Seattle*	CenturyLink Field	2:25 PM

+ Thursday Night on NBC/NFL Network

^ ESPN Monday Night Football #International Series-London

* Subject to flexible scheduling decisions

THIS WEEK'S HIGHLIGHTS

--On Sunday, Arizona will be playing at Indy for the first time since 2005 and will be making its first-ever appearance at Lucas Oil Stadium.

--This week, Cardinals head coach **Bruce Arians** makes his first trip back to Indy since 2012 when he served as the Colts offensive coordinator and interim head coach under **Chuck Pagano**. Arians also served as QB coach with the Colts from 1998-00, Peyton Manning's first three seasons in the NFL.

--WR **Larry Fitzgerald** will play his first career game at Lucas Oil Field and just his second ever game at Indianapolis this week. Fitzgerald enters this week's game ranked #9 on the NFL's all-time receiving yardage list, sandwiched between two Colts greats - Reggie Wayne (#10) and Marvin Harrison (#8).

--**Fitzgerald** enters Sunday's game with 14,463 career receiving yards, exactly 118 yards more than Wayne (14,345) and exactly 118 yards from passing Harrison (14,580) for 8th place on the NFL's all-time receiving yardage list.

--Making his NFL debut in a starting role last week, rookie first round draft pick LB **Haason Reddick** posted a team-high 10 tackles, two tackles for loss, two QB pressures and a QB hit vs. Detroit.

--The two kickers in this week's game - Cardinals K **Phil Dawson** and Colts K **Adam Vinatieri** are the only two active NFL players who debuted in the 1990s. Dawson was on the Patriots practice squad in 1998 while Vinatieri was in his third season as New England's kicker.

--CB **Justin Bethel** scored the Cardinals first TD of the 2017 season when he intercepted a Matthew Stafford pass in the first quarter and returned it 82 yards for a TD. It was Bethel's fourth career TD and third INT return TD. It was also his second INT return TD in the last two games.

--Dating back to 2013, the Cardinals now have 19 defensive TDs (14 INT; 5 FR), tied with Kansas City for the most in the NFL during that span.

BROADCAST INFORMATION

Television: FOX / Play-By-Play: Chris Myers Analyst: Daryl Johnston Sideline: Laura Okmin

National Radio: Westwood One / Play-By-Play: John Sadak Analyst: Ross Tucker

Cardinals Radio: Arizona Sports 98.7 FM / Play-By-Play: Dave Pasch Analyst: Ron Wolfley Sideline: Paul Calvisi

Cardinals Spanish Radio: 100.3 FM Latino Mix / Play-By-Play: Gabriel Trujillo Analyst: Rolando Cantu



CARDS-COLTS CONNECTIONS

Colts Connections

In his lone season with the Colts in 2012, Cardinals QB **Drew Stanton** served as a backup to Andrew Luck in all 16 regular season games and the team's playoff contest.

Cardinals S **Antoine Bethea** was a two-time (2007, '09) Pro Bowler in eight seasons (2006-13) with the Colts.

Cardinals RB **Kerwynn Williams** was drafted in the seventh round (230th overall) by the Colts in 2013.

Cardinals LB **Philip Wheeler** played 61 games (24 starts) for the Colts from 2008-11.

Cardinals C **A.Q. Shipley** played 29 games (10 starts) for the Colts in 2012 and 2014.

Cardinals G **John Wetzel** spent time on the Colts practice squad in 2015.

Cardinals Coaching Assistant/Special Teams coach **Anthony Blevins** was part of the NFL's minority coaching internship program with the Colts in 2011.

Cardinals Defensive Assistant/Assistant DB coach **Mike Chiurco** was a college scout for the Colts from 1999-2003.

Cardinals Assistant Equipment Manager **Jeff Schwimmer** spent 11 seasons with the Colts (2002-12), starting as a ball boy in 2002, serving as an intern and spending the 2012 season as the Assistant to the Head Coach. Schwimmer hails from Speedway, IN and attended Indiana University-Purdue University Indianapolis (IUPUI).

Cardinals Connections

Colts DB **Matthias Farley** entered the NFL as a rookie free agent with the Cardinals in 2016. He spent training camp with Arizona last season before being released.

Colts practice squad WR **Krishawn Hogan** entered the NFL as a rookie free agent with Arizona in 2017. He spent all of camp with the Cardinals this season before being released.

Colts Area Scout **Dave Razzano** was a scout for the Cardinals from 2006-09.

Colts DL coach **Gary Emanuel** was a coaching intern with the Cardinals in 2000.

Indiana Connections

Cardinals Defensive Coordinator **James Bettcher** is a native of Lakeville, IN. He played football and later began his coaching career at the University of St. Francis (Fort Wayne, IN), and he was inducted into the school's Hall of Fame in 2012. Bettcher also spent the 2010 season coaching at Ball State University in Muncie, IN.

Arizona Connections

Colts Defensive Coordinator **Ted Monachino** was the DL Coach at Arizona State from 2001-2005.

Colts DBs coach **Greg Williams** was a coaching intern with ASU in 2003.

Colts Defensive Quality Control coach **Jeff Popovich** was a star QB and DB at Sabino (Tucson, AZ) High School.

College/Pro Connections

Cardinals K **Phil Dawson** was on New England's practice squad in 1998, while Colts K **Adam Vinatieri** (1996-2005) was the team's kicker. Dawson and Vinatieri are the only two active NFL players who debuted in the 1990s.

Cardinals S **Antoine Bethea** (2014-16), G **Alex Boone** (2010-15), K **Phil Dawson** (2013-16), QB **Blaine Gabbert** (2014-16), G **Mike Iupati** (2010-14) and P **Andy Lee** (2004-14) played with Colts RB **Frank Gore** (2005-14) and G **Ian Silberman** (2015) in San Francisco.

Cardinals LB **Karlos Dansby** (2014-15), K **Phil Dawson** (1999-2012) and P **Andy Lee** (2014-15) played with Colts OLB **Jabaal Sheard** (2011-14) and CB **Piere Desir** (2014-15) in Cleveland.

Cardinals CB **Tramm Williams** (2007-14) and Colts QB **Scott Tolzien** were teammates with the Green Bay Packers from 2013-14.

In 2011, Colts Head Coach **Chuck Pagano** was Cardinals ILB **Josh Bynes'** defensive coordinator in Baltimore. Cardinals C **A.Q. Shipley** and Colts OLB **John Simon** joined Bynes and the Ravens for the 2013 season.

Cardinals S **Tyrann Mathieu** (2010-11) and CB **Patrick Peterson** (2008-10) played with Colts OLB **Barkevious Mingo** (2010-12) and NT **Al Woods** (2006-09) at LSU.

Cardinals T **D.J. Humphries** (2012-14) played with Colts RB **Matt Jones** (2012-14), ILB **Antonio Morrison** (2012-15) and CB **Quincy Wilson** (2014-16) at Florida.

In 2013, Cardinals DT **Robert Nkemdiche** (2013-15) played with Colts WR **Donte Moncrief** (2011-13) at Ole Miss.

Cardinals TE **Troy Niklas** (2011-13) played with Colts S **Matthias Farley** (2012-15) at Notre Dame.

Cardinals DT **Josh Mauro** (2010-13) played with Colts QB **Andrew Luck** (2009-11) and DT **Henry Anderson** (2011-14) at Stanford.

Cardinals RB **Kerwynn Williams** (2009-12) played with Colts RB **Robert Turbin** (2007-11) at Utah State.

CARDS vs. COLTS - THE SERIES

The Cardinals and Colts meet for the 16th time in a series that dates back to 1961, when the Cardinals were based in St. Louis and the Colts called Baltimore home. Indianapolis holds an 8-7 advantage in the series but the Cardinals snapped a three-game winless streak with a 40-11 victory in the last meeting during the 2013 season.

This week's matchup represents the Cardinals 11th road game in the series, as the Colts have only played in Arizona twice in the last 27 years. Arizona is making its first visit to Indianapolis since 2005 and its first-ever visit to Lucas Oil Stadium. In fact, Lucas Oil Stadium and the Chargers StubHub Center are the only current NFL venues (including Atlanta's newly opened Mercedes-Benz Stadium) that the Cardinals have never played a game in.

Wins have come in bunches in the series. Following a four-game win streak by the Cardinals that stretched from 1980-1990, the Colts won four in a row between 1992-09 before the Cards victory in 2013. Arizona's 29-point win in that contest is the biggest point margin in the history of the series.

CARDS-COLTS REGULAR SEASON SERIES

- Overall Regular Season Series: 7-8
- Cardinals on the road at IND: 4-6
- First Meeting: 11/19/61 @ BAL, L, 16-0
- Last Meeting: 11/24/13 vs. IND, W, 40-11
- Last Cardinals Road Win at IND: 9/16/84 @ IND, W, 34-33

2017 SEASON STATISTICS

Statistic	Cards	Rank	Colts	Rank
Points Scored/Game	23.0	10t	9.0	25t
Points Allowed/Game	35.0	28	46.0	30
TDs Scored	3	4t	1	21t
TDs Allowed	5	28t	5	28t
Rushing TDs	1	4t	1	4t
Passing TDs	1	11t	0	23t
Return TDs	1	2t	0	8t
Rushing TDs Allowed	0	1t	2	28t
Passing TDs Allowed	4	29t	1	9t
Return TDs Allowed	1	24t	2	30
Sacked/Yards Lost	1/5	3t	4/29	22t
Fumbles/Lost	2/1	19t	3/1	19t
Field Goals Made	1	15t	1	15t
Total Yards/Game	309.0	15	225.0	25t
Opp. Total Yards/Game	367.0	22	373.0	26
Rushing Yards/Game	45.0	27	75.0	18
Opp. Rushing Yards/Game	82.0	15	63.0	9
Passing Yards/Game	264.0	9	150.0	25
Opp. Passing Yards/Game	285.0	24	310.0	28
Turnover Ratio	-3	30	-2	26t
Average Time of Possession	26:40	23	25:35	29

THE COACHES

Bruce Arians



51-28-1*	Overall Record	52-35-0
50-26-1	Regular Season Record	49-32-0
1-2	Playoff Record	3-3
5th	Years as NFL Head Coach	6th
5th	Years with Team	6th

Chuck Pagano



*Includes Arians' 9-3 record as interim head coach with the Colts in 2012, for which he earned NFL Coach of the Year honors.

A two-time NFL Coach of the Year (2012, 2014), **Bruce Arians** is in his fifth season in Arizona and 25th season coaching in the NFL. Arians became an NFL head coach for the first time when the Cardinals hired him on January 17, 2013. Arizona has posted a 41-23-1 record under Arians during the regular season. Including his tenure as interim head coach with Indy in 2012, Arians has posted a 50-26-1 regular season record as head coach. Among active NFL head coaches, only Bill Belichick (60), Pete Carroll (54) and Mike McCarthy (52) have more wins in their last 77 games.

Hired as head coach by Indianapolis on January 25, 2012, **Chuck Pagano** has a 49-32 regular season record during his tenure with the Colts. His .605 win percentage in that time ranks fifth among active NFL head coaches. Pagano became just the second head coach in NFL history to win 11+ games in each of his first three seasons with a team. During the 2012 season, Pagano missed 12 games due to acute promyelocytic leukemia and his then-offensive coordinator Bruce Arians took over as interim head coach. Pagano is in his 16th season as an NFL coach in 2017, having previously spent time with the Browns (2001-04), Raiders (2005-06) and Ravens (2008-11).

AN UNBREAKABLE BOND

The reunion that will take place this week when Cardinals head coach **Bruce Arians** travels back to Indy to face Colts head coach **Chuck Pagano** is unique in the history of the NFL. This will be the second meeting between the two men as head coaches of their respective teams. But this week is even more special, as it marks Arians' first visit back to Indianapolis since he filled in for Pagano, then in his first year as head coach in Indy, when he was diagnosed with leukemia early in the season.

In 2012, Pagano took over a Colts team that finished the previous season with a 2-14 record. Arians served as the team's offensive coordinator before taking over as interim head coach on October 1st when Pagano left the team to undergo treatment.

Arians served as interim head coach for 12 games, guiding the Colts to a 9-3 record before Pagano returned to finish the season. Indianapolis posted an 11-5 record, completing a remarkable turnaround that culminated in a postseason berth.

To highlight the remarkable season, Arians and Pagano shared "Coach of the Year" honors from the Maxwell Club and were named "AFC Coach of the Year" by NFL 101 in Kansas City.

Arians was named the Associated Press NFL Coach of the Year in 2012, and became the first coach in NFL history to win AP Coach of the Year honors and then coach against that same team the following season when the Cards and Colts met in 2013.

Arians 2012 Colts Notes

**Named both "Coach of the Year" and "Assistant Coach of the Year" by Pro Football Weekly & the Pro Football Writers of America. He became the first individual to win both awards in the same year.

**Led the Colts to a 9-3 record in his 12 games and helped Indianapolis clinch a playoff berth while tying the NFL record for most wins ever by an interim coach.

**Indy's nine-win improvement from 2011 (2-14 to 11-5) matched the third-largest single-season turnaround in NFL history.

Arians and Pagano share a coaching history that dates back to 2001 when they both began stints with Cleveland. Arians served as the Browns offensive coordinator from 2001-03 while Pagano coached the team's secondary from 2001-04.

They also coached against each other regularly from 2008-11 while Arians served as Pittsburgh's offensive coordinator and Pagano coached the secondary (2008-10) and served as defensive coordinator ('11) in Baltimore.



MOORE SUCCESS IN INDY

This week, Cardinals Assistant Head Coach/Offense **Tom Moore** faces the team he spent 13 seasons with as an offensive coordinator and offensive assistant.



Moore served as the Colts offensive coordinator from 1998-09 and as a senior offensive assistant in 2010. In that time, he helped build and oversee one of the NFL's most dominant offenses – an offense that:

- Ranked in the NFL's top five in nine different seasons
- Ranked in the top three in scoring eight times
- Featured a top five passing attack 11 times
- Topped 5,000 yards in a franchise-record 13 straight seasons
- Set a franchise season record with 429 points in 2000, then bested the mark in 2003 (447) and 2004 (522)

Moore coached Peyton Manning for all 13 seasons the QB was in Indy (1998-2010), helping him set franchise records with 54,828 passing yards, 399 TDs and 4,682 completions, and win an NFL-record four MVPs (03-04, 08-09).

ARIANS GOT COORDINATORS FROM THE COLTS

When the Cards hired **Bruce Arians**, he hired a number of coaches that were with him in Indianapolis in 2012, including the Cardinals current offensive and defensive coordinators.

Former Colts Coaches, Now Cardinals Coordinators

Offensive Coordinator **Harold Goodwin**: Now in his fifth season with the Cardinals, Goodwin oversees one of the league's most high-powered offenses. Goodwin served as offensive line coach with Arians in Indy in 2012.

Defensive Coordinator **James Bettcher**: Bettcher is in his third season overseeing the Arizona defense and has seen the unit rank in the top-10 in the NFL the last two years. As the special assistant to the head coach with Indy in 2012, Bettcher helped tutor the Colts outside linebackers, helping Robert Mathis earn his first career Pro Bowl selection.

LAST WEEK'S GAME

Lions 35, CARDINALS 23 September 10, 2017 – Ford Field (60,957)

The Cards opened the regular season at Detroit where they took advantage of early Lions mistakes to take an initial 10-0 lead. However, the hosts responded with 26 straight points in the 2nd half to earn the 35-23 victory. Detroit enjoyed a 4-1 edge in takeaways and converted 3 of them into TDs.

Detroit safety Tavon Wilson's INT off Carson Palmer on the game's opening drive set his offense up at the AZ26. However, 2 plays later Lions signal-caller Matthew Stafford returned the favor with a pass that Cards CB Justin Bethel picked off and returned 82 yards for a TD. Midway thru the 1st quarter, the Lions were backed up deep in their own territory when punter Kasey Redfern mishandled a snap in the end zone, allowing the Cards to take over at the DET13. The Cards could only convert it into a 24-yard Phil Dawson FG that made it 10-0 after one. Early in the 2nd quarter, the Cards were threatening before Lions safety Glover Quin INT'd Palmer and returned it to the AZ42. Detroit capitalized 11 plays later when Marvin Jones hauled in a 6-yard TD pass from Stafford that made it 10-6 after the PAT try failed. It remained that way until late in the half when the Cards advanced deep into Lions territory but Dawson's 32-yard FG try bounced off the left upright with :39 remaining before intermission. That was enough time for the Lions to move into position for a 58-yard Matt Prater FG that made it 10-9 as the half expired.

On its opening drive of the 2nd half, AZ's offense moved 94 yards in 12 plays thanks largely to Palmer completing 6 of 8 passes for 69 yards, the biggest of which was a 24-yarder to David Johnson to the DET3. On the next play, RB Kerwynn Williams ran it in to give AZ a 17-9 lead. After a Lions 3-n-out, the Cards took over at their own 21 but on the 1st play Johnson fumbled and DET took over at the AZ10; the play would also be Johnson's last as he exited the game with a wrist injury that ultimately landed him on IR. The Lions again cashed in on a turnover when RB Theo Riddick caught a 7-yard TD pass from Stafford that trimmed the AZ lead to 2 at 17-15 late in the 3rd. On their next series, DET took its 1st lead of the game with 9:27 left thanks to a 10-yard Stafford TD pass to rookie WR Kenny Golladay. The two struck again on the next series with a 45-yard TD hook-up that made it 28-17. The misfortune continued on the next play from scrimmage when Palmer's pass to RB Andre Ellington bounced right off the RB and into the hands of S Miles Killebrew who took it 35 yards for a TD. A late TD pass from Palmer to WR JJ Nelson provided the game's final points.

STATISTICS

	AZ	DET
First Downs	24	18
3rd Down Eff. (Pct)	6-15 (40)	8-16 (50)
Total Plays	67	69
Avg. Gain	4.6	5.3
Rushes-Yards	18-45	27-82
Net Passing Yards	264	285
Total Net Yards	309	367
Passing (A-C-I)	48-27-3	41-29-1
Sacked by Opp.	1-5	1-7
Punts-Average	4-46.0	5-37.8
Fumbles-Lost	2-1	1-0
Penalties	6-55	10-100
Time of Possession	27:58	32:02

Weather: Indoors

RUSHING

CARDS: DJohnson 11-23; Williams 5-10, TD; JoBrown 1-10; Palmer 1-2.
Lions: Abdullah 15-30; Washington 6-22; Stafford 2-14; Redfern 1-10; Tate 2-7; Riddick 1-(-1).

PASSING

CARDS: Palmer 27-49, 269 yds, 1 TD, 3 INT.
Lions: Stafford 29-41, 292 yds, 4 TD, 1 INT.

RECEIVING

CARDS: Fitzgerald 6-74; DJohnson 6-68; Nelson 5-43, TD; JoBrown 4-32; Gresham 3-15; Ellington 2-35; Williams 1-2.
Lions: Tate 10-107; Riddick 6-27, TD; Golladay 4-69, 2 TD; Abdullah 3-11; MJones 2-37, TD; TJones 2-32; Ebron 2-9

INTERCEPTIONS

CARDS: Bethel 1-82, TD.
Lions: Killebrew 1-35, TD; Quin 1-25; Wilson 1-23.

	CARDINALS	10	0	7	6	23	
	LIONS	0	9	6	20	35	
Team	Qtr.	Time	Scoring Play			Drive	Score
CARDS	1	11:14	Bethel 82-yard INT return (Dawson kick)			--	7-0
CARDS	1	2:40	Dawson 24-yard FG			7-7, 3:32	10-0
Lions	2	4:22	MJones 6-yard pass from Stafford (run failed)			11-42, 6:16	10-6
Lions	2	0:00	Prater 58-yard FG			8-38, 0:39	10-9
CARDS	3	5:37	KWilliams 3-yard run (Dawson kick)			12-94, 5:49	17-9
Lions	3	3:07	Riddick 7-yard pass from Stafford (pass failed)			2-10, 0:45	17-15
Lions	4	9:27	Golladay 10-yard pass from Stafford (pass failed)			10-67, 4:49	17-21
Lions	4	4:13	Golladay 45-yard pass from Stafford (Prater kick)			5-72, 2:55	17-28
Lions	4	4:03	Killebrew 35-yard INT return (Prater kick)			--	17-35
CARDS	4	1:33	Nelson 1-yard pass from Palmer (pass failed)			10-75, 2:30	23-35

NEW FACES IN 2017

Below is a breakdown of the new faces in Arizona this season:

- The Cards have added 10 veteran free agents and 5 draft picks this season. In all, 15 of the 53 players (28.3%) on the current roster were not with the Cardinals during the 2016 season.
- Of the 45 players who started at least one game for Arizona last season, 30 are back this season.
- Since January 5th, the Cardinals have made a total of 156 transactions, including free agency, the NFL Draft, rookie free agent signings, released and re-signed players, trades, waived-injured players and practice squad.
- Of the 53 players on the Cardinals current roster, 35 appeared in at least one game for Arizona last season.

Below is a look at Arizona's roster turnover by season under GM **Steve Keim**:

Regular Season Week 2 Roster (2013-16)

Year	New Players	Pct
2013	26	49.1
2014	18	33.9
2015	17	32.1
2016	11	20.8
2017	15	28.3

New Veteran Players – Position (Previous Team)

Antoine Bethea - Safety (San Francisco)
Alex Boone - Guard (Minnesota)
Josh Bynes - Linebacker (Detroit)
Karlos Dansby - Linebacker (Cincinnati)
Phil Dawson - Kicker (San Francisco)
D.J. Foster - Running Back (New England)
Blaine Gabbert - Quarterback (San Francisco)
Andy Lee - Punter (Carolina)
Philip Wheeler - Linebacker (Atlanta)
Tramon Williams - Cornerback (Cleveland)

2017 Draft Picks – Position (Selection)

Haason Reddick - Linebacker (1st Round, 13th Overall)
Budda Baker - Safety (2nd Round, 36th Overall)
Chad Williams - Wide Receiver (3rd Round, 98th Overall)
Will Holden - Tackle (5th Round, 157th Overall)
Rudy Ford - Safety (6th Round, 208th Overall)

CARDINALS CAPTAINS

Arizona announced the five team captains for the 2017 season as selected in a team vote.

For the second straight year, QB **Carson Palmer** and WR **Larry Fitzgerald** were named captains on offense. The 2017 season marks the 10th time in Palmer's career he has been named a captain and fifth straight year in Arizona. Fitzgerald was named a captain for the seventh time. The Cardinals longest tenured player (now in his 14th season), Fitzgerald earned the honor in five consecutive seasons between 2009-13 and again in 2016.



On defense, CB **Patrick Peterson** and DL **Frostee Rucker** were named team captains. Peterson will serve as a captain for the fourth time in his career and for the third straight year (2013, 2015-17). Now in his 12th NFL season, and fifth in Arizona, Rucker will serve as a team captain for the first time in his career.

Serving as special teams captain is K **Phil Dawson**. Signed as a free agent in the offseason, Dawson was named team captain for the eighth time in his career (2007-10, 2012, 2015-17).

CARDINALS PRONUNCIATIONS

S Antoine Bethea	ANN-twahn / buh-THAY
G Evan Boehm	BAME (like Name)
WR Jaron Brown	juh-RON
SLB Deone Bucannon	day-OWN
G Mike lupati	yoo-PAH-tee
S Tyrann Mathieu	TY-run (like Byron) / Matthew
DL Josh Mauro	MORE-oh
TE Ifeanyi Momah	ee-FAH-nee / MOE-ma
DL Robert Nkemdiche	kim-DEE-chee
LB Haason Reddick	HUH-sahn
T Jared Veldheer	vell-DEER
CB Tramon Williams	truh-MON
DL Xavier Williams	ex-ZAVE-yer

MR. B TO JOIN AZ HALL OF FAME

On Tuesday (9/12) it was announced that Cardinals owner **Bill Bidwill** will join former Coyotes captain Shane Doan, Grand Canyon basketball coach and former Phoenix Suns star Dan Marjler, ASU Wrestler Anthony Robles and journalist Paola Boivin in the 2017 Arizona Sports Hall of Fame class.



The Arizona Sports Hall of Fame honors athletes, coaches, administrators and others who have made significant contributions to Arizona sports.

Bidwill's association with the Cardinals began as a child ball boy when the team resided on Chicago's South Side. He is now in his eighth different decade with the oldest continuously operated professional football franchise. Under Bidwill's leadership, the Cardinals have won three NFC West titles and the 2008 NFC Championship.

Long noted for his philanthropy, "Mr. B" has quietly but consistently impacted Arizona by supporting numerous local charities since the team's arrival in the desert in 1988. He also directed the formation of Cardinals Charities, the team's philanthropic arm dedicated to supporting worthy Arizona causes.

This year's class will be honored during the Arizona Sports Hall of Fame Induction Ceremony on Wednesday, Nov. 1 at the Scottsdale Plaza Resort.

CARDS LOSE AN ALL-PRO

In the third quarter of last week's season opener at Detroit, All-Pro RB **David Johnson** suffered a dislocation of his left wrist and on Tuesday was placed on IR.



"It's always a huge blow to lose a top player," head coach **Bruce Arians** said of the injury. "But, it's not the end of the world. We've got quality guys on our team and it's an opportunity for somebody to step up. David Johnson became David Johnson because of somebody's injury."

The Cardinals roster features a pair of backups in **Kerwyn Williams** and **Andre Ellington** who have seen significant playing time in the past, but Johnson's production will be difficult to replace. During his breakout season in 2016, Johnson:

- Earned first-team All-Pro honors (AP, PFWA, Sporting News, Pro Football Focus) and was named to his first Pro Bowl after leading the NFL and establishing a new franchise single-season record with 2,118 scrimmage yards.
- Led the NFL and set a franchise record with 20 TDs, including a franchise record 16 rushing TDs.
- Became one of just four players in NFL history with at least 1,200+ rushing yards and 800+ receiving yards in a season and just the seventh player since the 1970 merger to lead the NFL in both scrimmage yards and TDs in a season.
- Became the first player in NFL history to post 100+ scrimmage yards in each of the first 15 games of a season. His 15 games with 100+ scrimmage yards tied Barry Sanders (1997) for the most in NFL history in a single season.
- Led all NFL RBs in receptions (80) and receiving yards (879).

In 22 career starts dating back to Week 13 of the 2015 season, Johnson leads the NFL in scrimmage yards (2,867), total TDs (25) and rushing TDs (20). He has 733 more scrimmage yards than any other player in the NFL during that span.

REDDICK OUTSTANDING IN DEBUT

Starting at the SLB position in his NFL debut last week at Detroit, LB **Haason Reddick** - the team's first round draft pick (13th overall) - was all over the field against the Lions. He finished his inaugural NFL game with a team-high 10 tackles, two tackles for loss, two QB pressures and a QB hit.



"He was outstanding," head coach **Bruce Arians** said of his rookie. "He's one of those young guys that played extremely well. He's fast and he's going to be a heck of a player."

A self-made NFL prospect, injuries ended both Reddick's junior and senior seasons at Haddon Heights High School. He went to Temple as a walk-on cornerback and during his redshirt freshman season in 2012, Reddick was told by the coaching staff he would most likely not have a spot on the team the following year. The only thing that saved his college career was a coaching change - and new head coach Matt Rhule gave him a shot on the defensive line.

Reddick did not receive a scholarship until after his junior season. To help out, his mother, Raelakia, took out a loan for a meal plan so he wouldn't miss out on bonding with scholarship players on the team after practice.

He went on to excel in his final season, starting all 14 games and totaling 65 tackles, 22.5 tackles for loss, 10.5 sacks, an INT, three forced fumbles and a fumble recovery. His 22.5 tackles for loss led all players in the FBS and also set an AAC single-season record.

BY THE NUMBERS

41

Wins for head coach Bruce Arians during his tenure in Arizona. He sits alone in third place on the franchise all-time wins list and a win this week at Indianapolis would tie him with Don Coryell (42) for second-most in team history behind only Ken Whisenhunt (49).

18

Cardinals road wins under Arians, who needs one more to tie Coryell and Jimmy Conzelman for the most such victories in team history.

4-0

Cardinals record against teams from the AFC South under head coach Bruce Arians. That includes a 1-0 record vs. Indianapolis.

9-3

Record for Arians during his time as the Colts interim head coach in 2012. That year he filled in for head coach Chuck Pagano, who took a leave of absence after he was diagnosed with Leukemia early in the season.

2005

Last time the Cardinals played a game at Indianapolis. Arizona will play its first-ever game at Lucas Oil Field on Sunday.

2

Current NFL venues in which the Cardinals have never played a game: Lucas Oil Field (Colts), StubHub Center (Chargers).

29

Point differential in the Cardinals victory over the Colts the last time these two teams met (40-11 victory in 2013). That is the biggest point differential in the history of the series.

1998

Year that K Phil Dawson entered the NFL. He spent time on the Patriots practice squad that season for a New England squad that featured current Colts K Adam Vinatieri. Dawson and Vinatieri are the only two current NFL players who debuted in the NFL in the 1990s.

10

Tackles for rookie LB Haason Reddick in his NFL debut last week at Detroit. Reddick finished with a team-high 10 tackles, two tackles for loss, two QB pressures and a QB hit.

19

Defensive TDs for the Cardinals dating back to the beginning of the 2013 season. That is tied with Kansas City for the most in the NFL during that span. CB Justin Bethel returned an INT 82 yards for a TD last week in the Cardinals opener at Detroit.

37

Days between home games for the Cardinals, who closed the preseason with back-to-back away games and are opening the regular season with road games at Detroit and Indianapolis.

4

Career TDs for Bethel (3 INT return; 1 block FG return). Bethel has an INT return TD in each of his last two games (66-yard return in 2016 finale at LA Rams; 82-yard return at Detroit last week), becoming the first Cardinals player with an INT return TD in consecutive games since Marcus Turner in 1990.

1.3 Billion

Economic impact, in dollars, of the unprecedented three-year stretch at University of Phoenix Stadium that saw the venue host the Super Bowl, the Pro Bowl, a college football national championship game and the NCAA Final Four.

196

Consecutive games in which Fitzgerald has at least one reception. That is the third-longest streak in NFL history. Fitzgerald has at least one reception in every game over the last 12+ seasons.

97

TD passes for Palmer in his four seasons with Arizona. Palmer - who threw for 154 TDs with Cincinnati - needs just three TD passes to join QBs Kurt Warner (StL/AZ), Peyton Manning (Ind/Den) and Fran Tarkenton (Min/NYG) as the only players in NFL history with 100+ TD passes for multiple teams.

7

Combined Pro Bowl selections (Special Teams) for Cardinals CB Justin Bethel (3), P Andy Lee (3) and K Phil Dawson (1).

1,703

Career points for K Phil Dawson, who enters this week needing nine points to pass Nick Lowery (1,711) for 13th place on the NFL's all-time points list.

8

TDs for WR J.J. Nelson (7 receiving, 1 rushing) over his last 11 games dating back to last season.

WHAT TO LOOK FOR...

WITH A WIN THIS WEEK...

- Arizona would improve to 5-0 against teams from the AFC South under head coach **Bruce Arians**. That would include a 2-0 record vs. Indy.
- Arians would earn his 42nd victory as Cardinals head coach, tying Don Coryell for second place on the franchise all-time wins list behind Ken Whisenhunt (49).
- Arians would earn his 19th road win as head coach in Arizona, tying Coryell and Jimmy Conzelman for the most such victories in team history.

MILESTONES WITHIN REACH

WR Larry Fitzgerald

- With a reception, Fitzgerald would extend his consecutive games with a catch streak to 197 straight.
- With a TD reception, Fitzgerald would have four TD catches in four career games vs. the Colts, including three in the last two games.

QB Carson Palmer

- Needs three TD passes to reach 100 TD passes as a member of the Cardinals. Combined with his 154 career TDs with Cincinnati, Palmer would join Kurt Warner (StL/AZ), Fran Tarkenton (Min/NYG) and Peyton Manning (Ind/Den) as the only players in NFL history with 100+ TD passes for multiple teams.
- Palmer needs 74 passing yards to pass Drew Bledsoe (44,611) for 13th place on the NFL's all-time passing yardage list.
- With a win, Palmer would tie Charley Johnson (36) for third-most wins in team history behind only Jim Hart (87) and Neil Lomax (47).

LB Chandler Jones

- With a sack, Jones would have at least one sack in four consecutive games dating back to last season.

LB Karlos Dansby

- With an INT, Dansby would have 20 INTs for his career. Along with his 42.0 sacks, he would become the fifth player in NFL history with 40.0+ career sacks and 20+ career INTs (Seth Joyner, Ray Lewis, Wilber Marshall, Brian Urlacher).

K Phil Dawson

- With nine points, Dawson would pass Nick Lowery (1,711) for 13th place on the NFL's all-time scoring list.

NFL SCHEDULE - WEEK 2

Below is a look at the NFL schedule for Week 2 of the regular season.

Thursday, September 14

Houston Texans at Cincinnati Bengals - 5:25 PM (NFLN)

Sunday, September 17

Arizona Cardinals at Indianapolis Colts - 10:00 AM (FOX)
Cleveland Browns at Indianapolis Colts - 10:00 AM (CBS)
Chicago Bears at Tampa Bay Buccaneers - 10:00 AM (FOX)
Minnesota Vikings at Pittsburgh Steelers - 10:00 AM (FOX)
New England Patriots at New Orleans Saints - 10:00 AM (CBS)
Philadelphia Eagles at Kansas City Chiefs - 10:00 AM (FOX)
Tennessee Titans at Jacksonville Jaguars - 10:00 AM (CBS)
Buffalo Bills at Carolina Panthers - 10:00 AM (CBS)
New York Jets at Oakland Raiders - 1:05 PM (CBS)
Miami Dolphins at Los Angeles Chargers - 1:05 PM (CBS)
San Francisco 49ers at Seattle Seahawks - 1:25 PM (FOX)
Washington Redskins at Los Angeles Rams - 1:25 PM (FOX)
Dallas Cowboys at Denver Broncos - 1:25 PM (FOX)
Green Bay Packers at Atlanta Falcons - 5:30 PM (NBC)

Monday, September 18

Detroit Lions at New York Giants - 5:30 PM (ESPN)

MEDIA SCHEDULE - WEEK 2

The Cardinals practice and media schedule for this week is listed below. Practice is open each day for approximately the first 20 minutes and the locker room will be open for 45 minutes.

All requests for assistant coach availability need to be made in advance through the Cardinals Media Relations staff.

Wed, 9/13 11:20 AM - Practice
Colts Conference Calls
9:15 AM - WR **T.Y. Hilton**
9:35 AM - Head Coach **Chuck Pagano**

HC **Bruce Arians** and QB **Carson Palmer** available at approx. 1:20 PM and players available in locker room

Thurs, 9/14 10:40 AM - Practice
Coordinators **James Bettcher** (Defense), **Harold Goodwin** (Offense) and **Amos Jones** (Special Teams) available following practice at approx. 12:30 PM and players available in locker room

Fri, 9/15 10:30 AM - Practice
Head coach **Bruce Arians** available at approx. 12:00 PM and players available in locker room

Sun, 9/17 Cardinals at Colts, 10:00 AM - Lucas Oil Stadium

ELEVATING THE FRANCHISE

The 2017 season marks 11th since **Michael Bidwill** took over as team President in 2007. During the time, his leadership has transformed the franchise - both on and off the field.

Arizona's on-field accomplishments during Bidwill's tenure include a four-year stretch (2013-16) that saw the team win more games (41) than in any other four-year span in the franchise's long history.

Highlights of Bidwill's tenure as team President

- The Cardinals have gone .500 or better in seven of 10 seasons (just twice in previous 20 years) and posted four double-digit win seasons (none in previous 20). The team has a 91-78-1 record under Bidwill, including the postseason.

- Of the team's seven all-time postseason wins, five have come during Bidwill's 10 years as team president. Arizona has played in nine postseason contests since Bidwill took over in 2007. The Cardinals played just seven total playoff games in their entire history prior to his tenure.

- Arizona has appeared in the NFC Championship Game twice in Bidwill's time as president (2008, 2015), including a victory in the 2008 conference title game that led to the franchise's first-ever Super Bowl appearance (Super Bowl XLIII).

- The 2015 season was a banner year for the organization as the team won the NFC West, set a franchise record for wins in the regular season (13) and earned the first postseason bye in team history.

Cardinals Under Michael Bidwill (2007-Present)

Statistic	Totals
Regular Season Record	86-74-1
Postseason Record	5-4
Overall Record	91-78-1
Regular Season Win Pct.	.538
Win Pct. — NFL Rank	12th
Avg. Wins Per Season (2007-16)	8.6
Regular Season Home Record	53-26-1
Postseason Home Record	4-0
Overall Home Record (RS+post)	57-26-1
Regular Season Home Win Pct.	.669
Home Win Pct. — NFL Rank	7th
Season with .500 Record or Better	7
Seasons with 9+ Wins	5
Seasons with 10+ Wins	4
Best Regular Season Record	13-3
Postseason Berths	4
Division Titles	3
Conference Championship Games	2
Super Bowl Appearances	1
Pro Bowl Selections	39
Primetime Games	23

ELEVATING THE CARDINALS INTO PRIMETIME

The Cardinals success under Bidwill has greatly elevated the team's popularity both locally and nationally. Locally, the team established a host of franchise records for the TV broadcasts over the last three seasons. Nationally, the team's exposure is at an all-time high. The Cardinals have played in eight primetime games over the last two seasons, posting a 6-1-1 record in those contests. Arizona played an unprecedented five primetime games during the 2015 regular season and posted a perfect 5-0 record those matchups.

Bidwill also oversaw the team's appearance in the groundbreaking Amazon Original series *All or Nothing: A Season with the Arizona Cardinals*, which chronicled the 2015 Cardinals season. Produced by NFL Films, the eight-episode series was awarded the Sports Emmy for Outstanding Serialized Sports Documentary in May of 2017.

BIDWILL TO RECEIVE MUSIAL AWARD

In November of 2017, Cardinals team President **Michael Bidwill** is set to be honored at the Musial Awards in St. Louis after he reached out to help the local chapter of the National Football Foundation.

The St. Louis Tom Lombardo chapter of the NFF faced a shortage in funding and needed help with its annual banquet honoring local scholar-athletes in high school football. Bidwill responded with a check for \$10,000.

"Michael Bidwill's actions embody the goodness and decency we seek to celebrate with the Musial Awards," said Frank Viverito, president of the St. Louis Sports Commission. "This was something he certainly did not have to do and did not seek credit for. In light of everything, he sets a perfect example of what it means to be a 'good sport.'"

Bidwill is a member of the NFF Hall of Fame. In January of 2016, he and Arizona Governor Doug Ducey were inducted into the NFF Hall of Fame for their roles in helping shape the economic future of the state.



KEIM'S SUCCESSFUL RUN AS GM

Steve Keim was promoted to General Manager on January 8, 2013 after 14 seasons in the Cardinals organization. In four-plus seasons since his promotion, the Cardinals have posted a 41-23-1 record and Keim has developed into one of the league's most highly respected GMs.

Named the 2014 Sporting News NFL Executive of the Year in a vote of NFL coaches and team executives, Keim also earned back-to-back NFL Executive of the Year honors from the editors of Pro Football Talk (2013-14).

The teams put together by Keim during his time as GM have been some of the most successful in franchise history. In 2014 the team tied the franchise record for wins in a season (11) before setting a new mark in 2015 when the Cardinals won 13 games and earned its first-ever postseason bye.

GM STEVE KEIM - BY THE NUMBERS

- .638** Cards win percentage under Keim, 5th best in the NFL since '13
- 41** Wins in Keim's 1st 4 seasons - most in any 4-year span in team history
- 49** Players - on Cards current 53-man roster - brought in by Keim
- 819** Roster moves by Cardinals during Keim's 1st 48 months as GM
- 18** Pro Bowl selections in last 4 seasons
- 3** Seasons AZ finished year with top-10 defense (#2 in 2016)
- 2** Seasons AZ finished year with top-10 offense (#1 in 2015)

DEALING WITH CHANGES

When he took over as GM in 2013, Keim inherited a team that won five games the previous year and put together a roster that doubled that win total (10-6) in his inaugural season, equaling the best single-season turnaround in franchise history in a 16-game season.

Keim has worked tirelessly to build the Cardinals roster, most notably when the team has been hit hard by injuries. During his first four seasons as GM, Arizona made 819 total roster moves. That total includes a high of 227 in 2016 as the team had 32 different players combine to miss 157 games due to injury, including seven Week 1 starters who landed on IR.

PUTTING TOGETHER AN ACCOMPLISHED ROSTER

•The rosters Keim put together over the last four years produced one of the NFL's top-10 defenses three times and one of the top-10 offenses twice. Arizona and New England are the only two teams in the NFL that have finished the past two seasons (2015-16) with both a top-10 offense and top-10 defense.

•During Keim's tenure, Arizona has established franchise records for wins in a season (13 in 2015), points in a season (489 in 2015), led the NFL in total offense for the first time in team history (#1 in 2015) and led the NFL in sacks for the second time ever (48.0 in 2016).



BIDWILL'S HOME RUN HIRES

In a nine-day span in January of 2013, Cardinals President **Michael Bidwill** hired GM **Steve Keim** (Jan. 8) and head coach **Bruce Arians** (Jan. 17). In the resulting four seasons, the Cardinals won more games (41) than any other four-year span in franchise history.

Keim was one of seven GMs hired in 2013 and is one of just three who still holds his position.



GMs Hired in January 2013

Steve Keim, AZ	January 8
David Caldwell, Jax	January 8
Tom Telesco, LAC	January 9
Dave Gettleman, Car*	January 9
John Dorsey, KC*	January 14
John Idzik, NYJ*	January 18
Mike Lombardi, Cle*	January 18

* No longer with team

Team Record Since '13

41-23-1 (.638)
16-49 (.246)
27-37 (.422)
41-23-1 (.638)
44-21 (.677)
27-38 (.415)
15-50 (.231)

In January of 2013 there were eight head coach openings. None were hired later than Arians, who along with Kansas City's Andy Reid, are the only two who still hold their jobs.

Head Coaches Hired in January 2013

Andy Reid, KC	January 4
Doug Marrone, Buf*	January 6
Rob Chudzinski, Cle*	January 10
Mike McCoy, LAC*	January 15
Marc Trestman, Chi*	January 16
Chip Kelly, Phi*	January 16
Gus Bradley, Jax*	January 17
Bruce Arians, AZ	January 17

* No longer with team

Team Record Since '13

44-21 (.677)
31-34 (.477)
15-50 (.231)
27-37 (.422)
22-43 (.338)
35-30 (.538)
16-49 (.246)
41-23-1 (.638)

ARIZONA GOING INTERNATIONAL IN 2017

In Week 7 the Cardinals will face the Los Angeles Rams in London, England at Twickenham Stadium. It will mark Arizona's first game outside the United States since a 2005 matchup vs. the 49ers in Mexico City.

After playing three games to sellout crowds in London each season since 2014, the NFL is expanding to four games in 2017. As such, the league will have played 21 games in the UK since the first regular-season game in London in 2007.

Cardinals History Playing Abroad

• **August 16, 1976 (Tokyo, Japan)** - In a preseason matchup, the Cardinals and Chargers squared off in the first-ever NFL game held outside North America. Cardinals prevailed 20-10 in front of a crowd of 38,000 fans at Korakuen Stadium.

• **August 6, 1983 (London, England)** - The 1983 preseason saw the first-ever NFL game in England as the Cardinals faced the Vikings in front of 32,847 fans at Wembley Stadium.

• **October 2, 2005 (Mexico City, Mexico)** - The Cardinals and 49ers squared off in Mexico City in the first-ever NFL regular season game outside of the United States. Arizona defeated San Francisco 31-14 in front of an NFL-record crowd of 103,467 at Estadio Azteca.

The NFL will play five international games during the 2017 season, with four taking place in London and one in Mexico City.

NFL International Series - 2017

Week	Teams	Location (Stadium)
3	Ravens vs. Jaguars	London (Wembley)
4	Saints vs. Dolphins	London (Wembley)
7	Cardinals vs. Rams	London (Twickenham)
8	Vikings vs. Browns	London (Twickenham)
11	Patriots vs. Raiders	Mexico City (Estadio Azteca)



23 HOME WINS SINCE 2013

The Cardinals have posted 23 home wins since the beginning of the 2013 season, tied for fifth-most in the NFL during that span.

NFL Leaders - Home Wins (2013-17)

Rnk	Team	Wins
1	New England	28
2	Denver	27
3	Seattle	26
4	Green Bay	24
5t	Arizona	23
5t	Carolina	23
5t	Cincinnati	23
5t	Kansas City	23
5t	Pittsburgh	23



Below is a look at the organization's success at University of Phoenix Stadium compared to 18 seasons at Sun Devil Stadium.

Overall Comparison	11 seasons at UoP Stadium	18 seasons at SD Stadium
Sellouts	115	12
Regular Season Record	90-84-1	100-188
Regular Season Win %	.517	.347
Regular Season Home Record	56-31-1	64-80
Home Win %	.642	.444
Postseason Record	5-4	1-1
Postseason Home Record	4-0	0-0
Seasons with Winning Record	5	1
Best Regular Season Record	13-3	9-7
Week 1 Home Openers	7 (5-2)	0
Postseason Berths	4	1
Division Titles	3	0
Conference Championship Games	2	0
Super Bowl Appearances by Cardinals	1	0
Super Bowls Hosted at Stadium	2	1
Pro Bowls Hosted	1	0

BIRDGANG BRINGS THE NOISE

Dating back to the inaugural year at the stadium in 2006, Cardinals opponents have accumulated 147 accepted false start penalties in the regular season, the most for any home team in the NFL during that span.

NFL Leaders - Opponent False Start Penalties (2006-Present)

Rnk	Home Team	FS	Stadium
1	Cardinals	147	University of Phoenix Stadium
2	Vikings	134	U.S. Bank Stadium/Metrodome/TCF Bank
3	Seahawks	131	CenturyLink Field
4	Lions	130	Ford Field
5	Texans	127	NRG Stadium

TRAVELING FAR AND WIDE

Highlighted by their trip to London in Week 7, the Cardinals will be a well-traveled team in 2017. Arizona will join the Rams, Raiders, Dolphins and Chargers as the only teams that will "travel around the world" at least once this season. A trip around the globe is 25,000 miles.

NFL Leaders - Total Miles Traveled in 2017

Rnk	Team	Miles
1	L.A. Rams	32,600
2	Oakland	30,899
3	Arizona	30,035
4	Miami	27,520
5	L.A. Chargers	26,134

CARDINALS TRAVEL NOTES

**Three of the Cards first five games will be played in the Eastern time zone and four of their first seven games will have a 10:00 AM (AZ time) start.

**Of the Cardinals 11 road trips in 2017 (preseason included), seven will involve traveling across at least two time zones.

WARNER ENSHRINED IN CANTON

On August 5, the Hall of Fame Class of 2017 - featuring former Cardinals QB **Kurt Warner** - was enshrined into Canton. Joining Warner in the 2017 class were K Morten Anderson, RB Terrell Davis, S Kenny Easley, DE Jason Taylor, RB LaDainian Tomlinson and Cowboys owner Jerry Jones.

Warner became the 13th member of the Cardinals organization enshrined in the Pro Football Hall of Fame and the second one in the last four years (Aeneas Williams, 2014). Warner is set to receive his Hall of Fame ring at halftime of the Cardinals Week 4 game vs. the 49ers.

Cardinals in the Pro Football Hall of Fame

Person	Year Inducted
Charles W. Bidwill, Sr. (Owner)	1967
Jimmy Conzelman (Coach)	1964
T Dan Dierdorf	1996
HB John "Paddy" Driscoll	1965
DB Dick "Night Train" Lane	1974
HB Ollie Matson	1972
HB Ernie Nevers	1963
TE Jackie Smith	1994
HB Charley Trippi	1968
QB Kurt Warner	2017
CB Roger Wehrli	2007
S Aeneas Williams	2014
S Larry Wilson	1978



Warner spent five seasons (2005-09) in Arizona, starting 57 of 61 games while leading the Cardinals to their first-ever Super Bowl appearance in Super Bowl XLIII following the 2008 season. He led Arizona to back-to-back NFC West titles in 2008-09 while re-writing the franchise record books in the process. A two-time NFL MVP and Super Bowl XXXIV MVP, Warner played 12 seasons in the NFL with the Rams (1998-2003), Giants (2004) and Cardinals (2005-2009).

STADIUM A BOON TO ARIZONA

When construction on a new football stadium began more than a decade ago, Cardinals President **Michael Bidwill** had big dreams. He wanted a state-of-the-art home for the team, but also a facility to showcase some of the world's biggest sporting events.

That vision turned to reality, as University of Phoenix Stadium recently capped off an unprecedented three-year stretch in which it hosted the Super Bowl, the Pro Bowl, a college football national championship game and the Final Four.



In a press conference held at University of Phoenix Stadium during training camp that featured Bidwill and Arizona Governor Doug Ducey, it was announced that - according to a study completed by the Seidman Research Institute, W.P. Carey School of Business at Arizona State University - those four marquee events generated \$1.3 billion in economic impact.

"There were a lot of hopes and expectations, and I couldn't be more proud of the progress we made," Bidwill said. "We envisioned it to be an economic engine, and it truly has been."

The Final Four was the most recent of the events, and it brought \$324.5 million into the local economy, the largest non-Super Bowl event impact in Arizona history, according to the study.

"When it comes to hosting iconic sporting events, nobody - and I mean nobody - does it better than the state of Arizona," Governor Doug Ducey said. "And no place is a better venue than University of Phoenix Stadium."

The presence of the major sporting events in Arizona was looked upon favorably by residents. According to a Nielsen Sports survey of 1,540 Phoenix-area residents, 90% said the three-year run had a positive impact on the community.

It All Adds Up at University of Phoenix Stadium

Sold out Cardinals home games, Super Bowls, Pro Bowls, College Football National Championship Games, the Final Four, International soccer tournaments and a host of other events in 11+ years at University of Phoenix Stadium have resulted in an estimated economic impact valued at more than \$5 billion.

ARIANS AT 41 WINS IN ARIZONA

Bruce Arians led the Cardinals to 41 victories in his first four seasons as head coach. That is more wins for the team than in any other four-year stretch in franchise history. It also places Arians in third place on the Cardinals all-time wins list.

Arians needs just one more victory to tie 2017 Hall of Fame finalist Don Coryell (42) for second place on the franchise all-time wins list.

Franchise History – Wins by Head Coach

Rnk	Coach (Years)	Wins
1	Ken Whisenhunt (2007-12)	49
2	Don Coryell (1973-77)	42
3	Bruce Arians (2013-17)	41
4	Jim Hanifan (1980-85)	39
5t	Charley Winner (1966-70)	35
5t	Jimmy Conzelman (1940-42, 46-48)	35



Arizona has an 18-15 record on the road under Arians, and his 18 wins are tied for third-most in team history.

Franchise Record – Road Wins By Head Coach

Rnk	Coach	Wins
1t	Don Coryell	19
1t	Jimmy Conzelman	19
3t	Bruce Arians	18
3t	Jim Hanifan	18
5	Wally Lemm	16

ARIANS IN 77 GAMES AS HEAD COACH

Arians is 18 games over .500 as the Cardinals head coach (41-23-1) in the regular season. Including his 9-3 record as an interim head coach with Indy in 2012, he is 24 games over .500 as an NFL head coach (50-26-1). Among active head coaches, only Bill Belichick (60), Pete Carroll (54) and Mike McCarthy (52) have more wins than Arians (50) in his last 77 games.

NFL Head Coaches In Their Last 77 Games

W-L	Coach (Team)
60-17	Bill Belichick (New England)
54-22-1	Pete Carroll (Seattle)
52-24-1	Mike McCarthy (Green Bay)
50-26-1	Bruce Arians (Arizona/Indianapolis)
45-30-2	Marvin Lewis (Cincinnati)
45-32	John Fox (Chicago/Denver)
45-32	Andy Reid (Kansas City/Philadelphia)

Below is a breakdown of Arians' regular season record as a head coach:

Arians as an NFL Head Coach

Team (Year)	W-L	Pct
Indianapolis (2012)	9-3	.750
Arizona (2013)	10-6	.625
Arizona (2014)	11-5	.688
Arizona (2015)	13-3	.813
Arizona (2016)	7-8-1	.469
Arizona (2017)	0-1	.000

IN THE ARIANS ERA

Below is a breakdown of the Cardinals regular season win-loss record during **Bruce Arians'** tenure at the helm:

Statistic	W-L
Record	41-23-1
At Home	23-8-1
On the Road	18-15
Primetime Games	9-3-1
Indoors	22-11-1
Outdoors	19-12
On Natural Grass	33-15-1
Vs. NFC	30-18-1
Vs. AFC	11-5
When Winning Turnover Battle	26-2
When Scored First	27-9-1
When Opp. Scores First	14-14
Out-Rush Opponent	33-4-1
Cardinals Have 100-Yard Rusher	9-1-1
Scoring 20 Points or More	34-13
Allowing 20 Points or Fewer	32-3-1
Scoring 30 Points or More	19-1
Led at Halftime	26-3-1
Led After 3rd Quarter	34-4-1
Won the Coin Toss	22-13
Lost the Coin Toss	19-10-1
September	9-5
October	9-7-1
November	11-4
December	11-6
January	1-1

CARDS UNDER ARIANS

- His 41 wins between 2013-16 were more than any head coach in Cardinals history through any four-year span and only four teams – New England (50), Denver (46), Seattle (45) and Kansas City (43) – had more wins than Arizona in that span.

- In 2014, became just the second coach in franchise history (Don Coryell, 1974) to be named the *Associated Press* Coach of the Year.

- In 2015, Arians led the Cards to their first division title since 2009, their first-ever postseason bye and their second-ever appearance in the NFC Championship Game.

- Under Arians, the Cardinals tied the then-franchise record with 11 wins in 2014 before establishing a new franchise record for wins (13) in 2015.

- In 2015, the Cardinals established a new franchise single-season record with seven road wins. In 2014, Arizona finished the regular season with a 7-1 record at home, the most home wins for the franchise in a season since 1925 (11).

- In the previous two seasons (2015-16) the Cardinals posted the #1 (489 in 2015) and #4 (418 in 2016) single-season point totals in franchise history.

- In 2015, the Cardinals posted the #1 offense in the NFL for the first time in franchise history. Arizona has ranked in the top-10 in both offense and defense in each of the last two seasons.

TWO-TIME COACH OF THE YEAR

Bruce Arians was named the *Associated Press* 2014 NFL Coach of the Year after leading the Cardinals to an 11-5 record and a postseason berth.

It marked the second time in three years Arians was awarded NFL Coach of the Year honors (Indianapolis, 2012). He became the first coach in NFL history to be named Coach of the Year multiple times in a three-year span with multiple teams.

Arians is one of 12 coaches in NFL history to win the award multiple times and the sixth to be honored with multiple teams. He is also one of just six coaches in NFL history to earn AP Coach of the Year honors twice in a three-year span.

Multiple Coach of the Year Award Winners

COY	Coach (Teams and Years)
4	Don Shula (1972 Miami, 1968, 1967*, 1964 Baltimore)
3	Bill Belichick (2010, 2007, 2003 New England)
3	Chuck Knox (1984 Seattle, 1980 Buffalo, 1973 LA Rams)
2	Bruce Arians (2014 Arizona, 2012 Indianapolis)
2	Ron Rivera (2015, 2013 Carolina)
2	Dan Reeves (1998 Atlanta, 1993 NY Giants)
2	Bill Parcells (1994 New England, 1986 NY Giants)
2	Mike Ditka (1988, 1985 Chicago)
2	Joe Gibbs (1983, 1982 Washington)
2	George Allen (1971 Washington, 1967* LA Rams)
2	George Halas (1965, 1963 Chicago)
2	Allie Sherman (1962, 1961 NY Giants)

*1967 co-winners Shula and Allen
+Coaches in bold have won with multiple teams

In 2012, Arians was named NFL Coach of the Year after serving 12 games as the Colts interim head coach while Chuck Pagano was treated for leukemia. He led the Colts to a 9-3 record and a playoff berth while tying the NFL record for the most wins ever by an interim coach.

NFC coaches, including four straight by Arians and Panthers Ron Rivera (2012-15), have combined to win the last six AP Coach of the Year awards.

Recent AP NFL Coach of the Year Winners

Year	Coach (Team)
2016	Jason Garrett (Dallas)
2015	Ron Rivera (Carolina)
2014	Bruce Arians (Arizona)
2013	Ron Rivera (Carolina)
2012	Bruce Arians (Indianapolis)
2011	Jim Harbaugh (San Francisco)
2010	Bill Belichick (New England)

HELPING IN HIS HOMETOWN

At a news conference in June of 2017 in his home town of York, PA, **Bruce Arians** pledged \$100,000 toward a \$3 million goal to establish the York City Park Conservancy.

The group, for which Arians will serve as the honorary chair, is tasked with overseeing the preservation of the city's 25 green spaces and parks. That includes Memorial Park, where Arians spent time as a child.

"I know for a fact I wouldn't be here today if it wasn't for (Memorial) Park," Arians said during his speech to announce the initiative. "It's a pleasure to be a part of this initiative. We're going to try to raise as much money and blow that \$3 million (goal) away."



A STELLAR FIRST TWO SEASONS

Now in his sixth NFL season and fifth with the Cardinals, **James Bettcher** is in his third year as defensive coordinator.

Bettcher's first two seasons as the Cardinals defensive coordinator saw the team become of the NFL's top-ranked units.

The Cardinals featured the NFL's #2 ranked defense in 2016 after having the #5 ranked defense in Bettcher's first season as defensive coordinator in 2015. It is the first time in team history the Cardinals have gone consecutive seasons with one of the league's top-five defenses. The #2 ranking in 2016 is the top defensive ranking in franchise history.



In 2016 the Cardinals finished the season with an NFL-high 48 sacks. It marked just the second time in franchise history (59.0 in 1983) the Cardinals led the NFL in sacks. Arizona also led the NFL with 105 tackles for loss in '16.

Below is a look at where the Cardinals ranked in the NFL in a number of different categories in their first two seasons under Bettcher:

NFL Defensive Rankings (2015-16)

Statistic	Total	Rank
Total Defense (YPG)	313.4	4th
Takeaways	61	3rd
Interceptions	33	t-4th
Forced Fumbles	36	t-2nd
Defensive Touchdowns	9	t-2nd
INT Returns for Touchdowns	6	t-3rd
Sacks	84	t-4th
Tackles for Loss	196	1st
Opponent Pass Yards/Game	220.4	4th
Opponent Rush Yards/Game	93.1	4th
Opponent Rush Yards/Attempt	3.74	3rd
Opponent Total First Downs	577	2nd

BETTCHERS TO THE RESCUE

Along with wife, **Erica**, Cards defensive coordinator **James Bettcher** received the City of Chandler's Life Saver Award earlier this year after helping free a boy trapped under a vehicle in February.

Tauren Meadows, Jr. was riding his bike to school when he was struck and run over by a car, becoming trapped beneath the vehicle. Needing immediate attention, the Meadows received aid from the Bettchers and another bystander. While James and the bystander used a carjack to free the boy, Erica remained by his side, keeping him calm throughout the rescue.



"We really had a great 911 operator that directed us, everything to do and things to check on the young man," James Bettcher said after receiving the honor. "Our first responders, our medical service personnel, our firefighters – those men and women behind the scenes who run two things on a daily basis: to keep us safe and to protect us. That's really, for me, that's what it all represented, and for me, that's what it's really about."

EXPERIENCED MENTORS

The Cardinals have two assistant coaches - Assistant Head Coach/Offense **Tom Moore** and Pass Rush Specialist **Tom Pratt** - who are both in their 39th season as NFL assistants in 2017. The duo has more experience among active NFL assistants than any other coach in the NFL outside of Tennessee's Dick LeBeau (45th season).

Moore (whose first season as an NFL assistant came in 1977 with the Steelers) has mentored 26 different Pro Bowlers and 10 players who went on to earn a spot in the Pro Football Hall of Fame. The only active NFL coach to have coached in Super Bowl I, Pratt also owns the distinction of being the only coach in the league to coach in the NFL in six different decades - the '60s, '70s, '80s, '90s, '00s, and '10s.



105TH SEASON BETWEEN THEM

Combined with their experience coaching in college and in other professional leagues, Moore enters his 53rd year coaching in 2017 and Pratt enters his 52nd.

AZ ONE OF THE BEST UNDER GOODY

When **Harold Goodwin** was named the Cardinals offensive coordinator in 2013, he was handed the reins of an offense that - in 2012 - finished the year as the league's 32nd ranked unit. Things changed quickly under his watch.

In 2015 - his third at the helm of the offense - the Cardinals had the top ranked offense in the NFL for the first time in franchise history. The team also set team single-season records for points (489), TDs (59), TD passes (35), total net yards (6,533), first downs (373) and first downs passing (237).

The Cardinals followed that up by posting the league's #9 ranked offense in 2016. Dating back to the 1970 NFL-AFL merger, it marks just the fourth time in franchise history - and first time since 1987-88 - that the Cardinals of- fense ranked in the top-10 in consecutive seasons.



Offensive Highlights Under Goodwin

- No team in the NFL scored more TDs over the previous two seasons than the Cardinals (109).
- Arizona has ranked in the top-10 in total offense each of the last two seasons (#1 in 2015; #9 in 2016).
- The Cardinals have also ranked in the top-10 in scoring differential in each of the last two years (+176, 2nd in 2015; +56, 7th in 2016).
- Arizona has posted two of the top five single-season point totals in franchise history in the last two seasons (489, #1 in 2015; 418, #4 in 2016).
- The Cardinals have scored 40+ points in a game and NFL-high seven times over the last two seasons. That is as many games as the team scored 40+ points in the previous 19 seasons combined.

GOODWIN MAKES IT 11 IN A ROW WITH ARIANS

Goodwin was named Cardinals offensive coordinator on 1/21/13 after working as the Indianapolis Colts offensive line coach in 2012. Cards head coach Bruce Arians was the Colts offensive coordinator/interim head coach that year.

The 2017 season is the 11th consecutive year Goodwin has worked under Arians after previous assignments with Pittsburgh (2007-11) and Indianapolis (2012).

NEW LOOK COACHING STAFF

The Cardinals coaching staff features a few new faces in 2017 - and a few familiar faces in new positions.

Former NFL QB **Byron Leftwich**, an intern with the Cardinals last season, took over as QBs coach. **Freddie Kitchens**, the team's QBs coach the last four seasons, coaches RBs. An offensive assistant the last four seasons, **Kevin Garver** was promoted to Assistant WRs coach.

Former Pro Bowl RB **Terry Allen** joined the staff through the Bill Bidwill Fellowship.

Combined Coaching Experience

Coach	NFL	College
Bruce Arians	24	18
Tom Moore	38	13
James Bettcher	5	9
Harold Goodwin	13	9
Amos Jones	10	21
Terry Allen	-	2
Anthony Blevins	4	-
Brentson Buckner	4	-
Mike Chiurco	2	-
Rick Christophel	4	33
Darryl Drake	13	21
Larry Foote	2	-
Kevin Garver	4	6
Steve Heiden	4	1
Roger Kingdom	3	10
Freddie Kitchens	11	7
Byron Leftwich	-	-
Buddy Morris	6	19
Anthony Piroli	1	4
Tom Pratt	38	7
Nick Rapone	4	32
Kevin Ross	11	-
Bob Sanders	16	22
Larry Zierlein	12	21
Totals	229	255

COACHES BY DECADE OF BIRTH

Bruce Arians' 24-member coaching staff features coaches born in each decade from the 1930s through the 1980s.

The staff's most senior coach - 78-year old Tom Moore - and its youngest coach - 30-year old Kevin Garver - are separated by 48 years.

1930s

Tom Pratt, 1935
Tom Moore, 1938

1940s

Larry Zierlein, 1945

1950s

Bruce Arians, 1952
Rick Christophel, 1952
Bob Sanders, 1953
Nick Rapone, 1956
Darryl Drake, 1956
Buddy Morris, 1957
Amos Jones, 1959

1960s

Kevin Ross, 1962
Roger Kingdom, 1962
Terry Allen, 1968
Mike Chiurco, 1968

1970s

Brentson Buckner, 1971
Harold Goodwin, 1973
Freddie Kitchens, 1974
Anthony Blevins, 1976
Steve Heiden, 1976
James Bettcher, 1978

1980s

Larry Foote, 1980
Byron Leftwich, 1980
Anthony Piroli, 1985
Kevin Garver, 1987

FITZ AT 203 AND COUNTING

In last season's Week 15 game vs. New Orleans - 12 years, 3 months and 6 days after appearing in his first-ever regular season game - WR **Larry Fitzgerald** played in his 200th regular season game.

Fitzgerald became just the second player to appear in at least 200 games with the Cardinals - and first non-kicker to do so. He played in his 203rd game in last week's season opener in Detroit.

Franchise Record - Career Games Played

Rnk	Player (Years)	Games
1	K Jim Bakken (1962-78)	234
2	WR Larry Fitzgerald (2004-)	203
3	QB Jim Hart (1966-83)	199
4	TE Jackie Smith (1963-77)	198
5	CB Roger Wehrli (1969-82)	193



Among active players, only Sebastian Janikowski (268-Oakland), Tom Brady (238-New England), Jason Witten (224-Dallas) and Antonio Gates (205-LA Chargers) have appeared in more games with one team than Fitzgerald.

Fitzgerald **had more receptions in his first 200 career games (1,116) than any player in NFL history.** Legendary Hall of Fame WR Jerry Rice (1,115) held the previous record.

NFL History - Receptions Through First 200 Career Games

Rnk	Player (Years)	Rec
1	Larry Fitzgerald (2004-16)	1,116
2	Jerry Rice (1985-1998)	1,115
3	Marvin Harrison (1996-08)	1,102
4	Anquan Boldin (2003-16)	1,067

FITZ LED AT 33

WR **Larry Fitzgerald** recorded an NFL-high 107 receptions in 2016. It marked the second time in his career (tied Steve Smith for the NFL lead with 103 receptions in 2005) that Fitzgerald led the NFL in receptions.

He became the first player in NFL history to lead the league in receptions at least 11 years apart. Prior to Fitzgerald, the longest span between leading the league in receptions was six by Jerry Rice (1990, 1996).

NFL Leaders - Receptions (2016)

Rnk	Player (Team)	Rec
1	Larry Fitzgerald (AZ)	107
2	Antonio Brown (Pit)	106
3	Odell Beckham, Jr. (NYG)	101
4	Julian Edelman (NE)	98
5	Jordy Nelson (GB)	97



It marked the fifth time in franchise history a Cardinals player led the NFL in receptions. Fitzgerald is the only player in team history to have done so multiple times. J.T. Smith (91 in 1987), Bobby Joe Conrad (73 in 1963) and Gaynell Tinsley (41 in 1938) also led the NFL in catches.

At 33 years, 123 days old, Fitzgerald became the oldest player to lead the NFL in receptions since Jerry Rice, who was 34 years, 71 days old at the end of the 1996 season when he led NFL with 108 catches. The only other player older than Rice to lead the NFL was Kansas City's MacArthur Lane, who had 66 receptions in 1976 and was 34 years, 271 days at the end of that season.

Fitzgerald has posted the top two single-season reception totals in team history in the last two seasons.

Franchise Record - Receptions (Season)

Rnk	Player (Year)	Rec
1	Larry Fitzgerald (2015)	109
2	Larry Fitzgerald (2016)	107
3	Larry Fitzgerald (2005)	103
4	Anquan Boldin (2005)	102
5t	Anquan Boldin (2003)	101
5t	Larry Centers (1995)	101

Fitzgerald and Antonio Brown both reached 100 receptions in 2016. It was the fourth 100-catch campaign for both players, who became just the seventh and eighth players in history with at least four 100-catch seasons.

NFL History - Seasons with 100+ Receptions

Rnk	Player	100+	Years
1	Brandon Marshall	6	2007, 2008, 2009, 2012, 2013, 2015
2t	Andre Johnson	5	2006, 2008, 2009, 2012, 2013
2t	Wes Welker	5	2007, 2008, 2009, 2011, 2012
4t	Larry Fitzgerald	4	2005, 2007, 2015, 2016
4t	Antonio Brown	4	2013, 2014, 2015, 2016
4t	Marvin Harrison	4	1999, 2000, 2001, 2002
4t	Jerry Rice	4	1990, 1994, 1995, 1996
4t	Reggie Wayne	4	2007, 2009, 2010, 2012

A STREAK FOR THE AGES

WR **Larry Fitzgerald** had six receptions in last week's season opener in Detroit. He now has at least one catch in 196 consecutive games. In addition to representing a franchise record, that also represents the third-longest streak in NFL history.

Consecutive Games with a Reception (NFL Record)

Rnk	Player (Team)	Gms
1	Jerry Rice (1985-2004)	274
2	Tony Gonzalez (2000-2013)	211
3	Larry Fitzgerald (2004-)	196
4	Marvin Harrison (1996-2008)	190
5	Hines Ward (1998-2010)	186

Fitzgerald has at least one catch in 202 of 203 career games played and one in every game over the last 12+ seasons.

AMONG THE ALL-TIME GREATS

After catching six passes in last week's season opener in Detroit, Fitzgerald now has 1,131 career receptions, which ranks 3rd on the NFL's all-time receptions list.

NFL All-Time Receptions Leaders

Rnk	Rec	Player	Years	Rec. Needed To Pass
1	1,549	Jerry Rice+	1985-2004	419
2	1,325	Tony Gonzalez	1997-2013	195
3	1,131	Larry Fitzgerald*	2004-	-
4	1,102	Marvin Harrison+	1996-2008	-
5	1,101	Cris Carter+	1987-2002	-
6	1,096	Jason Witten*	2003-	-
7	1,094	Tim Brown+	1988-2004	-
8	1,078	Terrell Owens	1996-2010	-
9	1,076	Anquan Boldin	2003-2016	-
10	1,070	Reggie Wayne	2001-2014	-

+Hall of Fame Inductee *Active in 2017

After posting six catches for 74 yards last week in Detroit, Fitzgerald now has 14,463 career receiving yards. He currently ranks 9th on the NFL's all-time receiving yardage list and needs 118 yards to pass Hall of Fame WR Marvin Harrison (14,580) for 8th place.

NFL All-Time Receiving Yardage Leaders

Rnk	Yards	Player	Years	Yds Needed To Pass
1	22,895	Jerry Rice+	1985-2004	8,433
2	15,934	Terrell Owens	1996-2010	1,472
3	15,292	Randy Moss	1998-2012	830
4	15,208	Isaac Bruce	1994-2009	746
5	15,127	Tony Gonzalez	1997-2013	665
6	14,934	Tim Brown+	1988-2004	472
7	14,731	Steve Smith Sr.	2001-2016	269
8	14,580	Marvin Harrison+	1996-2008	118
9	14,463	Larry Fitzgerald*	2004-	-
10	14,345	Reggie Wayne	2001-2014	-

+Hall of Fame Inductee *Active in 2017

Fitzgerald ranks eighth on the NFL's all-time TD receptions list with 104.

NFL Career Leaders—Touchdown Receptions

Rnk	TDs	Player (Years)
1	197	WR Jerry Rice (1985-04)+
2	156	WR Randy Moss (1998-12)
3	153	WR Terrell Owens (1996-10)
4	130	WR Cris Carter (1987-02)+
5	128	WR Marvin Harrison (1996-08)
6t	111	TE Tony Gonzalez (1997-14)
6t	111	TE Antonio Gates (2003-)#
8	104	WR Larry Fitzgerald (2004-)#
9t	100	WR Steve Largent (1976-89)+
9t	100	WR Tim Brown (1988-04)+

MAN OF THE YEAR

Fitzgerald has become known as much for his work off the field as his performance on it. That culminated with him and Giants QB Eli Manning being named co-winners of the 2016 "Walter Payton NFL Man of the Year."

The "Walter Payton NFL Man of the Year" is the only league award that recognizes a player's off-the-field community service as well as his playing excellence. Fitzgerald, Manning and Carolina Panthers tight end Greg Olsen were the three finalists for the award.

In June of 2017, the Professional Football Writers of America named Fitzgerald the recipient of the organization's annual Good Guy Award, which recognizes an NFL player "for his qualities and professional style in helping pro football writers do their jobs."



FITZGERALD AT 104 TOUCHDOWNS IN HIS CAREER

With his second TD catch in the 2016 season opener, WR **Larry Fitzgerald** reached 100 TD receptions for his career. He became one of just 10 players in NFL history to reach 100 career TD receptions. Fitzgerald finished the season with six TD receptions and now has 104 in his career.

NFL Career Leaders—Touchdown Receptions

Rnk	TDs	Player (Years)
1	197	WR Jerry Rice (1985-04)+
2	156	WR Randy Moss (1998-12)
3	153	WR Terrell Owens (1996-10)
4	130	WR Cris Carter (1987-02)+
5	128	WR Marvin Harrison (1996-08)
6t	111	TE Tony Gonzalez (1997-14)
6t	111	TE Antonio Gates (2003-)#
8	104	WR Larry Fitzgerald (2004-)#
9t	100	WR Steve Largent (1976-89)+
9t	100	WR Tim Brown (1988-04)+



Fitzgerald is one of just six players in NFL history to score 100+ receiving TDs with a single team. He and Chargers TE Antonio Gates are the only active players to have done so. The other four are all in the Pro Football Hall of Fame.

NFL Players to Score 100+ TD with One Team

Player	Team	TDs
Jerry Rice+	San Francisco	176
Marvin Harrison+	Indianapolis	128
Antonio Gates#	L.A. Chargers	111
Cris Carter+	Minnesota	110
Larry Fitzgerald#	Arizona	104
Steve Largent+	Seattle	100

Including postseason, Fitzgerald's 114 career TD receptions rank as the seventh-best total in NFL history behind Jerry Rice (219), Randy Moss (166), Terrell Owens (158), Cris Carter (138), Marvin Harrison (130) and Tony Gonzalez (115).

FITZGERALD TOUCHDOWN SPLITS

Below is a breakdown of Fitzgerald's 104 career TD receptions in a number of different categories.

TD Rec. By Opponent		TD Rec. By Quarterback		TD By Distance	
TDs	Opponent	TDs	Quarterback	TDs	Distance
17	Los Angeles/St. Louis	39	Kurt Warner	31	4-9 yards
16	San Francisco	25	Carson Palmer	21	20-29 yards
11	Seattle	12	Josh McCown	20	10-19 yards
8	Philadelphia	7	John Skelton	18	3 or fewer yards
5	Chicago	5	Kevin Kolb	9	30-59 yards
5	Detroit	5	Matt Leinart	5	60+ yards
4	Tampa Bay	4	Derek Anderson		
3	Green Bay	2	Drew Stanton		
3	Houston	1	Max Hall		
3	Indianapolis	1	Richard Bartel		
3	Jacksonville	1	John Navarre		
3	New England	1	Shaun King		
3	Buffalo	1	Brian St. Pierre		
3	Washington				
2	Carolina				
2	Cincinnati				
2	Kansas City				
2	Miami				
1	Atlanta				
1	Cleveland				
1	Dallas				
1	Minnesota				
1	New Orleans				
1	NY Giants				
1	Oakland				
1	San Diego				
1	Tennessee				

TDs By Quarters		Teams w/ No TDs Against	
TDs	Quarter	Team	Games
36	2 nd	Baltimore	3
32	4 th	Denver	3
23	3 rd	NY Jets	3
13	1 st	Pittsburgh	3

TD By Days	
TDs	Day
97	Sunday
4	Thursday
2	Saturday
1	Monday

TD By Season

TDs	Season
13	2009
12	2008
10	2005
10	2007
10	2013
9	2015
8	2004
8	2011
6	2010
6	2006
6	2016
4	2012
2	2014

NOTES ON THE 104

—Fitzgerald has 36 TD receptions in the 2nd quarter and 32 in the 4th quarter. He has more TDs - of any kind - in both the 2nd and 4th quarters than any other active player in the NFL. His 23 TDs in the 3rd quarter are tied with Saints RB Adrian Peterson for the most in the NFL.

—Fitzgerald also has 32 career go-ahead TD receptions. Among active NFL players, only Antonio Gates (38) has more.

—Gates (111), Fitzgerald (104) and Peterson (102) are the only active players in the NFL with at least 100 TDs.

A chronological look at every one of Fitzgerald's 104 TD receptions.

#	Date	Opp	Yds	Quarterback
1	10/10/2004	@ SF	24	Josh McCown
2	10/24/2004	SEA	25	Josh McCown
3	11/7/2004	@ MIA	2	Josh McCown
4	11/21/2004	@ CAR	21	Shaun King
5	12/19/2004	STL	8	Josh McCown
6	12/19/2004	STL	4	Josh McCown
7	12/26/2004	@ SEA	29	Josh McCown
8	12/26/2004	@ SEA	29	Josh McCown
9	9/11/2005	@ NYG	1	Kurt Warner
10	10/2/2005	SF	17	Josh McCown
11	10/9/2005	CAR	26	Josh McCown
12	10/23/2005	TEN	34	Josh McCown
13	11/13/2005	@ DET	8	Kurt Warner
14	11/20/2005	@ STL	7	Kurt Warner
15	11/27/2005	JAX	5	Kurt Warner
16	12/18/2005	@ HOU	12	John Navarre
17	12/24/2005	PHI	25	Josh McCown
18	1/1/2006	@ IND	25	Josh McCown
19	9/24/2006	STL	12	Kurt Warner
20	10/8/2006	KAN	5	Matt Leinart
21	12/3/2006	@ STL	11	Matt Leinart
22	12/10/2006	SEA	5	Matt Leinart
23	12/24/2006	@ SF	6	Matt Leinart
24	12/31/2006	@ SD	9	Kurt Warner
25	10/7/2007	@ STL	7	Kurt Warner
26	11/11/2007	DET	1	Kurt Warner
27	11/11/2007	DET	20	Kurt Warner
28	11/18/2007	@ CIN	5	Kurt Warner
29	11/25/2007	SF	28	Kurt Warner
30	11/25/2007	SF	48	Kurt Warner
31	12/9/2007	@ SEA	11	Kurt Warner
32	12/16/2007	@ NO	18	Kurt Warner
33	12/30/2007	STL	21	Kurt Warner
34	12/30/2007	STL	6	Kurt Warner
35	9/7/2008	@ SF	1	Kurt Warner
36	9/21/2008	@ WAS	62	Kurt Warner
37	10/5/2008	BUF	2	Kurt Warner
38	10/5/2008	BUF	2	Kurt Warner
39	10/12/2008	DAL	2	Kurt Warner
40	11/10/2008	SF	5	Kurt Warner
41	11/27/2008	@ PHI	1	Kurt Warner
42	11/27/2008	@ PHI	7	Kurt Warner
43	12/7/2008	STL	12	Kurt Warner
44	12/21/2008	@ NE	78	Matt Leinart
45	12/28/2008	SEA	5	Kurt Warner
46	12/28/2008	SEA	38	Kurt Warner
47	9/13/2009	SFO	5	Kurt Warner
48	9/20/2009	@ JAX	22	Kurt Warner
49	10/11/2009	HOU	9	Kurt Warner
50	10/11/2009	HOU	26	Kurt Warner
51	10/18/2009	@ SEA	2	Kurt Warner
52	11/8/2009	@ CHI	11	Kurt Warner
53	11/8/2009	@ CHI	17	Kurt Warner
54	11/15/2009	SEA	18	Kurt Warner
55	11/22/2009	@ STL	11	Kurt Warner
56	12/6/2009	MIN	34	Kurt Warner
57	12/20/2009	@ DET	1	Kurt Warner
58	12/27/2009	STL	10	Kurt Warner
59	1/3/2010	GNB	3	Brian St. Pierre
60	9/12/2010	@ STL	21	Derek Anderson
61	9/26/2010	OAK	8	Derek Anderson
62	10/31/2010	TB	3	Max Hall
63	10/31/2010	TB	5	Derek Anderson
64	11/21/2010	@ KC	3	Derek Anderson
65	1/2/2011	@ SF	10	John Skelton
66	9/18/2011	@ WAS	73	Kevin Kolb
67	9/25/2011	@ SEA	12	Kevin Kolb
68	11/6/2011	STL	13	John Skelton
69	11/13/2011	@ PHI	10	John Skelton
70	11/13/2011	@ PHI	7	John Skelton
71	11/20/2011	@ SF	23	Richard Bartel
72	12/11/2011	SF	46	John Skelton
73	12/24/2011	@ CIN	30	John Skelton
74	9/23/2012	PHI	37	Kevin Kolb
75	9/30/2012	MIA	3	Kevin Kolb
76	10/14/2012	BUF	9	Kevin Kolb
77	11/4/2012	@ GB	31	John Skelton
78	9/8/2013	@ STL	4	Carson Palmer
79	9/8/2013	@ STL	24	Carson Palmer
80	9/29/2013	@ TB	13	Carson Palmer
81	10/13/2013	@ SF	75	Carson Palmer
82	10/27/2013	ATL	10	Carson Palmer
83	11/17/2013	@ JAX	14	Carson Palmer
84	11/24/2013	IND	4	Carson Palmer
85	11/24/2013	IND	26	Carson Palmer
86	12/1/2013	@ PHI	43	Carson Palmer
87	12/8/2013	STL	7	Carson Palmer
88	10/12/2014	WAS	24	Carson Palmer
89	10/26/2014	PHI	80	Carson Palmer
90	9/20/2015	@ CHI	8	Carson Palmer
91	9/20/2015	@ CHI	28	Carson Palmer
92	9/20/2015	@ CHI	9	Carson Palmer
93	9/27/2015	SF	4	Carson Palmer
94	9/27/2015	SF	8	Carson Palmer
95	10/11/2015	@ DET	2	Carson Palmer
96	11/1/2015	@ CLE	6	Carson Palmer
97	12/27/2015	GB	3	Carson Palmer
98	1/3/2016	SEA	17	Carson Palmer
99	9/11/2016	NE	3	Carson Palmer
100	9/11/2016	NE	1	Carson Palmer
101	9/18/2016	TB	4	Carson Palmer
102	10/6/2016	@ SF	21	Drew Stanton
103	10/6/2016	@ SF	29	Drew Stanton
104	1/1/2017	@ LA	5	Carson Palmer

#11 HAS HALL OF FAME CREDENTIALS

Below is a look at the career of **Larry Fitzgerald** through his first 203 career games compared to the 25 modern era WRs currently in the HOF and where they stood at that point in their career.

At this point in his career, Fitzgerald has more receptions (1,131) than all of the receivers enshrined in Canton had through 203 games. Fitzgerald also has more receiving yards (14,463) than all HOF receivers through 203 games played except Jerry Rice (17,422) and Marvin Harrison (14,580) and Terrell Owens (14,847).

Fitzgerald Vs. Modern Era WRs in the Hall of Fame (203 Games)								100-
Player, HOF Year	Years	G	Rec	Yds	Avg.	Y/G	TD	Yd G
Larry Fitzgerald	2004-	203	1,131	14,463	12.8	71.1	104	42
Jerry Rice, '10	1985-04	203	1,126	17,422	15.5	86.1	162	63
Marvin Harrison, '16	1996-08	190	1,102	14,580	13.2	76.7	128	59
Cris Carter, '13	1987-02	203	962	12,240	12.7	60.3	117	37
Tim Brown, '15	1988-04	203	910	12,997	14.3	64.0	95	41
Art Monk, '08	1980-95	203	884	11,997	13.6	59.3	65	32
Andre Reed, '14	1985-00	203	885	12,517	14.1	61.6	85	36
Steve Largent, '95	1976-89	200	819	13,089	16.0	65.4	100	40
Michael Irvin, '07	1988-99	159	750	11,904	15.9	74.9	65	47
James Lofton, '03	1978-93	203	685	12,794	18.7	63.3	66	41
Charley Taylor, '84	1964-77	165	649	9,110	14.0	55.2	79	21
Charlie Joiner, '96	1969-86	203	652	10,692	16.4	51.8	56	26
Don Maynard, '87	1958, 60-73	186	633	11,834	18.7	63.6	88	50
Raymond Berry, '73	1955-67	154	631	9,275	14.7	60.2	68	23
Fred Biletnikoff, '88	1965-78	190	589	8,974	15.2	47.2	76	21
Lance Alworth, '78	1962-72	136	542	10,266	18.9	75.5	85	41
John Stallworth, '02	1974-87	165	537	8,723	16.2	52.9	63	25
Bobby Mitchell, '83	1958-68	148	521	7,954	15.3	53.7	65	25
Tommy McDonald, '98	1957-68	152	495	8,410	17.0	55.3	84	24
Paul Warfield, '83	1964-77	157	427	8,565	20.1	54.6	85	22
Tom Fears, '70	1948-56	87	400	5,397	13.5	62.0	38	15
Elroy "Crazy Legs" Hirsch, '68	1946-57	127	387	7,029	18.2	55.3	60	-
Dante Lavelli, '75	1946-56	123	386	6,488	16.8	52.7	62	-
Pete Pihos, '70	1947-55	107	373	5,619	15.1	52.5	61	14
Bob Hayes, '09	1965-75	132	371	7,414	20.0	56.2	71	23
Lynn Swann, '01	1974-87	116	336	5,462	16.3	47.1	51	11
Avg. of 25 Hall of Fame WRs			641	10,009	15.6	60.9	79	-



In fact, Fitzgerald's career numbers already surpass those of many receivers that are currently in the HOF. He has more career receptions than 24 of the 25 receivers in the HOF: Swann (336), Hayes (371), Pihos (373), Lavelli (386), Hirsch (387), Fears (400), Warfield (427), McDonald (495), Mitchell (521), Stallworth (537), Alworth (542), Biletnikoff (589), Berry (631), Maynard (633), Taylor (649), Irvin (750), Joiner (750), Lofton (764), Largent (819), Monk (940), Reed (951), Brown (1,094), Carter (1,101) and Harrison (1,102).

He has more career receiving yards than 22 of the 25 receivers in the HOF: Fears (5,397), Swann (5,462), Pihos (5,619), Lavelli (6,488), Hirsch (7,029), Hayes (7,414), Mitchell (7,954), McDonald (8,410), Warfield (8,565), Stallworth (8,723), Biletnikoff (8,974), Taylor (9,110), Berry (9,275), Alworth (10,266), Maynard (11,834), Irvin (11,904), Joiner (12,146), Monk (12,721), Largent (13,089), Reed (13,198), Carter (13,899) and Lofton (14,004).

A Career Full of Accomplishments:

- Franchise career leader in receptions (1,131), receiving yards (14,463), receiving TDs (104), total TDs (104) and 100-yard receiving games (42). His eight 1,000-yard seasons are also a franchise record.
- Led the NFL with 107 receptions in 2016, marking the second time in his career (103 in 2005; tied with Steve Smith) he had done so. He became the first player in NFL history to lead the NFL in receptions at least 11 years apart. Prior to Fitzgerald, the longest span between leading the league in receptions was six by Jerry Rice (1990, 1996).
- Fitzgerald (10) joins Hall of Famer Jerry Rice (13) as the only wide receivers in NFL history to be named to the Pro Bowl at least 10 times.
- Fitzgerald had more receptions in his first 200 career games (1,116) than any player in NFL history.
- One of just five players in NFL history to record at least 1,400 receiving yards in a season four times in their career: Jerry Rice (6), Randy Moss (4), Marvin Harrison (4) and Andre Johnson (4).
- At 28 years, 74 days old, he became the third-youngest player in NFL history to reach 70 career receiving TDs behind only Randy Moss (26 years, 269 days old) and Hall of Famer Jerry Rice (28 years, one day old).
- At 32 years, 97 days old, he became the youngest player in NFL history to reach 1,000 career receptions.
- At 31 years, 102 days old, he became the youngest player in NFL history to reach 900 career receptions.
- At 30 years, 57 days old, he became the youngest player in NFL history to reach 800 career receptions.
- At 30 years, 85 days old, he became the youngest player in NFL history to reach 11,000 receiving yards.
- In 2010, he became the first player in NFL history to record 90+ receptions five times in their first seven seasons.
- During the 2008 postseason, he broke virtually every major playoff receiving record, establishing new single-season marks for receptions (30), receiving yards (546) and TDs (7). His four 100-yard receiving games in the postseason established a new NFL record for consecutive games with 100 yards receiving.
- His 10 TD receptions in nine career postseason games are an NFL record for a player in their first nine career playoff contests.
- With a then franchise-record 103 receptions during the 2005 season, he became the youngest player in NFL history to record a 100-catch campaign when he reached the mark at 22 years, 123 days old.
- Led the NFL in receiving TDs in both the 2008 (12) and 2009 (13) seasons. In addition to his 10 receiving TDs in 2007, he became the first player in franchise history to record at least 10 TDs in three consecutive seasons.
- At 29 years, 44 days old, joined Randy Moss (28 years, 314 days) as the only players in NFL history to reach 10,000 career receiving yards before the age of 30.
- One of just seven players in NFL history to record 14,000+ receiving yards and 100+ TD receptions in their career.

CJ BACK FOR SEASON THREE IN AZ

With the wrist injury to RB David Johnson last week, the Cardinals re-signed RB **Chris Johnson**, who returns for his third season with Arizona. Johnson was with the Cardinals from 2015-16 and was also with the team this preseason.

In 2015, Johnson led the Cardinals with 814 rushing yards on 196 carries, and his four 100-yard rushing games were the most by a Cardinal in a single season since Stump Mitchell also had four in 1985.

Johnson enters the 2017 season with 9,537 rushing yards and needs just 463 yards to reach 10,000 for his career. Johnson's 9,537 rushing yards rank third among all active NFL players.

NFL Leaders – Career Rushing Yards (Active)

Rnk	Player (1st Year)	Yards
1	Frank Gore (2005)	13,107
2	Adrian Peterson (2007)	11,765
3	Chris Johnson (2008)	9,537
4	Matt Forte (2008)	9,431
5	Marshawn Lynch (2007)	9,188

Johnson Hitting 100

Dating back to 2008, his first NFL season, Johnson's 40 100-yard performances are the second-most in the NFL.

NFL Leaders—Games w/ 100+ Rush Yards (2008-17)

Rnk	Player (Team)	100+
1	Adrian Peterson (NO)	43
2	Chris Johnson (AZ)	40
3	LeSean McCoy (Buf)	34
4	Arian Foster (Retired)	32
5	Frank Gore (Ind)	29

A three-time Pro Bowler, Johnson led the league with 2,006 rushing yards in 2009, becoming the sixth player in NFL history to top 2,000 rushing yards in a season. He remains one of seven players in NFL history to accomplish that feat.

NFL's All-Time 2,000-Yard Rushers (Season)

Rnk	Player (Team)	Yards	Year
1	Eric Dickerson (LA Rams)	2,105	1984
2	Adrian Peterson (Min)	2,097	2012
3	Jamal Lewis (Bal)	2,066	2003
4	Barry Sanders (Det)	2,053	1997
5	Terrell Davis (Den)	2,008	1998
6	Chris Johnson (Ten)	2,006	2009
7	O.J. Simpson (Buf)	2,003	1973



KERWYNN DOES IT ALL

The career of RB **Kerwynn Williams** has been defined by persistence, taking advantage of opportunities that present themselves - and most importantly - being versatile.

This week, Williams' opportunity comes against the team that originally drafted him into the NFL. Indianapolis selected Williams in the seventh round (230th overall) in 2013 and - 25 roster moves later - he will have a big role in the offense following the injury to starter **David Johnson**.

The 2017 season is Williams' fourth in Arizona, and he has earned his spot on the roster by being versatile. In his first three seasons with the Cardinals, Williams has served as a RB, has covered kickoff and punts, and has even taken over at QB when the teams runs the Wildcat formation.

This season, he entered the year as the backup RB behind David Johnson and served as the punt and kickoff return man.

Kerwynn Williams Fact Sheet

--Williams endured 25 different roster moves in his first four NFL seasons.

Season	Moves	Key Details
2016	4	Released 2x; Re-signed 2x
2015	6	Released 2x; 2x on practice squad; 2x on active roster
2014	7	Released 2x; 2x on practice squad; 1x on active roster
2013	8	Released 3x; 3x on practice squad; 1x on active roster

--After he was selected by the Colts in 2013, Williams endured 15 different roster moves between Indianapolis, San Diego and Arizona during his first 21 months in the NFL.

--He endured four different roster moves with Arizona in a span of 37 days before seeing his first NFL action at RB (vs. KC in Week 14 of the 2014 season), when he rushed for 100 yards on 19 carries.

--In Arizona, has played on kickoff and punt coverage, kickoff and punt return, played RB and played QB in the Wildcat.

--Averaged 5.6 yards per carry in his first three seasons with Arizona.

--Has scored a TD in three of his last four games, including a career-long 49-yard scoring run out of the Wildcat formation vs. New Orleans (12/18/16). He scored on a three-yard run in last week's opener vs. Detroit.

--In 2016, he was Arizona's second-leading rusher with 157 yards and two TDs on just 18 carries (8.7 average).

--In 22 games for the Cardinals, Williams has totaled 555 yards and four TDs on 103 carries, 35 yards on six receptions and 200 yards on 11 KORs since 2014.



A THREAT FROM ANYWHERE

Selected by the Cardinals in the sixth round (187th overall) of the 2013 NFL Draft out of Clemson, RB **Andre Ellington** has had a career marked by injuries. As a rookie in 2013, Ellington burst onto the scene, rushing for 652 yards on just 118 attempts. His 5.53-yard rushing average that season led all NFL players with a minimum of 100 attempts.

Ellington posted 1,023 scrimmage yards in 2013 and 1,055 yards in 2014. He joins David Johnson (2015-16) and Ottis Anderson (1979-80) as the only players in team history with 1,000+ scrimmage yards in each of their first two seasons.

Ellington entered the 2015 season as the team's starting RB, but injuries, the arrival of Chris Johnson and the emergence of David Johnson limited him to two starts in 10 games played.

A True Dual Threat

When he has been on the field, Ellington has been an explosive playmaker. He has 12 career TDs (9 rushing, 3 receiving), has averaged 4.3 yards per rush attempt (1,697 yards on 398 carries) and has 1,034 yards on 114 career receptions.

Despite playing in just 12 games in 2014, Ellington was one of six players in with at least 650 rushing yards and 350+ receiving yards that year.

NFL Players with 650+ Rushing & 350+ Receiving Yards (2014)

Player (Team)	Rush	Rec
RB Andre Ellington (AZ)	660	395
RB DeMarco Murray (Dal)	1,845	416
RB Le'Veon Bell (Pit)	1,361	854
RB Marshawn Lynch (Sea)	1,306	367
RB Eddie Lacy (GB)	1,139	427
RB Matt Forte (Chi)	1,038	808

A Unique Big Play Ability

Ellington is the only active player in the NFL with both a rushing and receiving TD of 80+ yards. He has receiving TDs of 81 and 36 yards with rushing TDs of 80, 63 and 48 yards.



STRONG UP FRONT

Arizona's Week 1 starting front five missed a combined 24 games due to injury throughout the 2016 season. However, the group was still able to help RB David Johnson earn All-Pro honors after compiling a franchise-record 16 rushing TDs and 1,239 rushing yards, the first 1,000-yard campaign by a Cardinal since Beanie Wells in 2011.

Arizona's 20 rushing TDs as a team were most since moving to Arizona, while the unit's 5,868 total net yards and 418 points ranked third and fourth, respectively, in team history.

Including postseason, the Cardinals four returning starters on the O-line have combined for 302 games of NFL experience - T **D.J. Humphries** (14), C **A.Q. Shipley** (77), G **Mike Iupati** (114) and T **Jared Veldheer** (97).

Arizona's offensive line has a different look in 2017. Veldheer, the team's starting left tackle the past three seasons, has moved to right tackle. A 2015 first round pick, third-year lineman D.J. Humphries took-over at left tackle after starting most of last season at RT. His final three starts last season came on the left side after Veldheer was lost for the season due to injury.

Shipley remains in the starting role at center. At the guard, four-time Pro Bowler Mike Iupati returns on the left side. Second-year lineman **Evan Boehm**, drafted in the fourth round by Arizona in 2016, is the starter on the right side.

With Humphris suffering a knee injury last week at Detroit, backup **John Wetzel** was temporarily taken over at LT. Now in his second NFL season, Wetzel appeared in all 16 games with Arizona last season, starting eight contests: LT (5), RG (2) and RT (1).

Other backups for AZ this season are G **Alex Boone** (now in his 8th NFL season and with starts in 73 of his 92 career games played), rookie G/T **Will Holden** (fifth round draft pick by AZ), and C **Daniel Munyer** (played in one game with KC as a rookie in 2016).



PALMER IN THE CARDINALS RECORD BOOKS

QB **Carson Palmer** completed 364 of 597 pass attempts (61.0%) for 4,233 yards, 26 TDs, 14 INTs and a passer rating of 87.2 in 2016. Palmer now holds:



- 3 of the top 5 passing yardage totals in franchise history
- 2 of the top 5 passer ratings in franchise history
- 2 of the top 5 completion percentages in team history
- 2 of the top 5 INT rates in team history
- 2 of the top 5 pass attempt totals in team history
- 3 of the top 5 completion totals in team history



CARDINALS SINGLE-SEASON PASSING RECORDS

Passing Yards			TD Passes			Passer Rating			Completion Percentage		
Rnk	Player (Year)	Yds	Rnk	Player (Year)	TDs	Rnk	Player (Year)	Rate	Rnk	Player (Year)	Pct
1	Carson Palmer (2015)	4,671	1	Carson Palmer (2015)	35	1	Carson Palmer (2015)	104.6	1	Kurt Warner (2008)	67.1
2	Neil Lomax (1984)	4,614	2	Kurt Warner (2008)	30	2	Kurt Warner (2008)	96.9	2	Kurt Warner (2009)	66.1
3	Kurt Warner (2008)	4,583	3t	Neil Lomax (1984)	28	3	Carson Palmer (2014)	95.6	3	Kurt Warner (2005)	64.5
4	Carson Palmer (2013)	4,274	4	Charley Johnson (1963)	28	4	Kurt Warner (2009)	93.2	4	Carson Palmer (2015)	63.7
5	Carson Palmer (2016)	4,233	5	Kurt Warner (2007)	27	5	Neil Lomax (1984)	92.5	5	Carson Palmer (2013)	63.3

Interception Rate			Pass Attempts			Completions		
Rnk	Player (Year)	Rate	Rnk	Player (Year)	Att	Rnk	Player (Year)	Com
1	Carson Palmer (2014)	1.3	1	Kurt Warner (2008)	598	1	Kurt Warner (2008)	401
2t	Carson Palmer (2015)	2.0	2	Carson Palmer (2016)	597	2	Carson Palmer (2016)	364
2t	Kent Graham (1997)	2.0	3	Carson Palmer (2013)	572	3	Carson Palmer (2013)	362
4t	Jim Hart (1974)	2.1	4	Neil Lomax (1984)	560	4	Neil Lomax (1984)	345
4t	Drew Stanton (2014)	2.1	5	Jake Plummer (1998)	547	5	Carson Palmer (2015)	342

On the franchise career list, Palmer ranks fifth in team history in passing yards (15,073), sixth in pass attempts (1,978), fifth in completions (1,236), second in completion percentage (62.5), first in yards per attempt (7.62), fifth in TDs (97), second in TD percentage (5.0) and first in passer rating (92.0).

Palmer also ranks fourth in team history in wins (35), is tied for first in 300-yard games (22), ranks first in 400-yard games (3), third in games with 100+ passer rating (25) and third in multi-TD performances (33).

35 WINS FOR PALMER IN AZ

Carson Palmer has 35 wins in 54 starts with the Cardinals. His 35 victories are the fourth-most in franchise history among QBs.

Franchise Record - Wins By Quarterback

Rnk	Player (Years)	Wins	Win% (Record)
1	Jim Hart (1966-83)	87	.497 (87-88-2)
2	Neil Lomax (1981-89)	47	.475 (47-52-2)
3	Charley Johnson (1961-69)	36	.558 (36-28-5)
4	Carson Palmer (2013-)	35	.657 (35-18-1)
5	Jake Plummer (1997-02)	30	.366 (30-52)

Dating back to his first season with Arizona in 2013, Palmer has a 35-18-1 record as a starter. His .657 winning percentage is sixth-best in the NFL among active QBs during that span (min. 40 starts).

QB's with Best Win % (2013 - Present)

Rnk	Player (Team)	Win%	W-L
1	Tom Brady (NE)	.770	47-14
2	Russell Wilson (Sea)	.700	45-19-1
3t	Alex Smith (KC)	.677	42-20
3t	Cam Newton (Car)	.677	42-20
4	Aaron Rodgers (GB)	.672	39-19
6	Carson Palmer (AZ)	.657	35-18-1

HIGHLY RATED

Carson Palmer posted a passer rating of 111.7 in the Cardinals Week 16 victory over the Seahawks in Seattle. That represented the highest rating for an opposing QB at CenturyLink Field in over three seasons.

It also marked Palmer's 25th outing with a 100+ passer rating as a member of the Cardinals. The Cardinals are 22-3 in the 25 games in which Palmer posts a 100+ rating. Palmer's 25 games with a 100+ passer rating as a member of the Cardinals rank third in franchise history.

Franchise Record - Games w/ 100+ Passer Rating

Rnk	Player (Years)	100+	Gms Played
1	Jim Hart (1966-83)	31	199
2	Neil Lomax (1981-88)	30	108
3	Carson Palmer (2013-)	25	54
4	Kurt Warner (2005-09)	24	61
5	Charley Johnson (1961-69)	17	87

Between 2015-16, Palmer posted a passer rating of 100+ in 17 games. Only Matt Ryan (18) had more in that span.

NFL Leaders - Games w/ 100+ Passer Rating (2015-16)

Rnk	Player (Team)	Games
1	Matt Ryan (Atl)	18
2t	Carson Palmer (AZ)	17
2t	Kirk Cousins (Was)	17
2t	Drew Brees (NO)	17
5	Tom Brady (NE)	16

The game against Washington in Week 13 (105.3) marked Palmer's eighth with 300+ passing yards and 3+ TD passes as a member of the Cardinals. That is the most such games in franchise history.

PASSING FOR 300+

When **Carson Palmer** threw for 318 yards against the Saints in Week 15 last season, it marked his 49th career 300-yard passing performance and his 22nd as a member of the Cardinals.

Palmer's 22 300-yard performances are tied with Kurt Warner for the most in team history - despite Palmer having played in just 54 games.

Franchise Record - Games w/ 300+ Passing Yards (Career)

Rnk	Player (Years)	300+	Gms Played
1t	Carson Palmer (2013-)	22	54
1t	Kurt Warner (2005-09)	22	61
3	Neil Lomax (1981-88)	19	108
4	Jim Hart (1966-83)	14	199
5	Charley Johnson (1961-69)	12	87

4,000 AND 25 AGAIN

Carson Palmer threw for 4,233 yards in 2016, the fifth-highest single-season total in franchise history. It marked Palmer's third 4,000-yard campaign as a member of the Cardinals and the fifth 4,000-yard season in team history. He is the only QB in team history to throw for 4,000+ yards multiple times.

Franchise History - Passing Yards (Season)

Rnk	Player (Years)	Yards
1	Carson Palmer (2015)	4,671
2	Neil Lomax (1984)	4,614
3	Kurt Warner (2008)	4,583
4	Carson Palmer (2013)	4,274
5	Carson Palmer (2016)	4,233

Palmer also finished the season with 26 TD passes. Combined with his franchise-record 35 TDs in 2015, Palmer joins Kurt Warner (3 times, 2007-09) as the only QBs in franchise history to throw for 25+ TDs in multiple seasons.

GAME-WINNERS FOR PALMER

After the Seahawks tied the game at 31 with 1:22 remaining in regulation at Seattle in Week 16 last season, **Carson Palmer** led an 8-play, 50-yard drive that resulted in the game-winning FG as time expired.

It was Palmer's 31st career game-winning drive in the regular season and his 11th as a member of the Cardinals.

Palmer's Game-Winning Drives with Arizona

Opponent	Score	Final
12/24/16 @ Seattle	31-31	34-31
11/13/16 vs. San Francisco	20-20	23-20
12/10/15 vs. Minnesota	20-20	23-20
11/29/15 @ San Francisco	13-13	19-13
11/22/15 vs. Cincinnati	31-31	34-31
11/15/15 @ Seattle	25-29	39-32
10/26/14 vs. Philadelphia	17-20	24-20
9/8/14 vs. San Diego	6-17	18-17
12/22/13 @ Seattle	9-10	17-10
9/29/13 @ Tampa Bay	0-10	13-10
9/15/13 vs. Detroit	16-21	25-21

PASSING THE ALL-TIME GREATS

After passing three Hall of Fame quarterbacks to move into 14th place on the NFL's all-time passing yardage list in 2016 (Dan Fouts, Johnny Unitas, Joe Montana), QB **Carson Palmer** threw for 269 yards in last week's season opener at Detroit. He now has 44,538 career passing yards and needs just 74 to pass Drew Bledsoe (44,611) for 13th place.

NFL's All-Time Passing Yardage Leaders (Career)			
Rnk	Player	Yards	Yds to Pass
1	Peyton Manning	71,940	27,403
2	Brett Favre#	71,838	27,301
3	Drew Brees*	66,402	21,865
4	Tom Brady*	61,849	17,312
5	Dan Marino#	61,361	16,824
6	John Elway#	51,475	6,938
7	Warren Moon#	49,325	4,789
8	Eli Manning*	48,434	3,897
9	Ben Roethlisberger*	47,077	2,540
10	Fran Tarkenton#	47,003	2,466
11	Vinny Testaverde	46,233	1,696
12	Philip Rivers*	46,025	1,488
13	Drew Bledsoe	44,611	74
14	Carson Palmer*	44,538	-
15	Dan Fouts#	43,040	-



Palmer threw his 286th career TD pass last week in Detroit. Currently in 14th place on the NFL's all-time TD passes list, he needs just five TDs to pass HOfer Johnny Unitas (290) for 13th place.

NFL's All-Time TD Pass Leaders (Career)			
Rnk	Player	TDs	TDs to Pass
1	Peyton Manning	539	254
2	Brett Favre#	508	223
3	Drew Brees*	466	181
4	Tom Brady*	456	171
5	Dan Marino#	420	135
6	Fran Tarkenton#	342	57
7	Eli Manning*	320	35
8	Philip Rivers*	317	32
9	Ben Roethlisberger*	303	18
10	John Elway#	300	15
11	Aaron Rodgers*	298	13
12	Warren Moon#	291	6
13	Johnny Unitas	290	5
14	Carson Palmer*	286	-
15	Vinny Testaverde	275	-

Palmer currently has 3,804 career completions, good for 12th place on the NFL's all-time list.

NFL's All-Time Pass Completion Leaders (Career)			
Rnk	Player	Comp	Comp to Pass
1	Brett Favre#	6,300	2,497
2	Peyton Manning	6,125	2,322
3	Drew Brees*	5,863	2,060
4	Tom Brady*	5,260	1,457
5	Dan Marino#	4,967	1,164
6	John Elway#	4,123	320
7	Eli Manning*	4,101	298
8	Warren Moon#	3,988	185
9	Drew Bledsoe	3,839	37
10	Philip Rivers*	3,833	30
11	Ben Roethlisberger*	3,828	25
12	Carson Palmer*	3,804	-
13	Vinny Testaverde	3,787	-
14	Fran Tarkenton	3,686	-
15	Kerry Collins	3,487	-

Palmer's 6,088 pass attempts are good for 13th place on the NFL's all-time list.

NFL's All-Time Pass Attempt Leaders (Career)			
Rnk	Player	Att	Att to Pass
1	Brett Favre#	10,169	4,082
2	Peyton Manning	9,380	3,293
3	Drew Brees*	8,795	2,708
4	Dan Marino#	8,358	2,271
5	Tom Brady*	8,260	2,173
6	John Elway#	7,250	1,163
7	Eli Manning*	6,863	776
8	Warren Moon#	6,823	736
9	Drew Bledsoe	6,717	630
10	Vinny Testaverde	6,701	614
11	Fran Tarkenton#	6,467	380
12	Kerry Collins	6,261	174
13	Carson Palmer*	6,088	-
14	Ben Roethlisberger*	5,968	-
15	Philip Rivers*	5,950	-

BECOMING A CARDINAL GREAT

In his first 54 games as a starter in Arizona, **Palmer** has completed 1,236 of 1,978 pass attempts (62.5%) for 15,073 yards and 97 TDs. In 2017, Palmer can become one of the greatest passers in franchise history.

Stat	Rank	Needs
Passing Yards	5th	2,550 yards to move into 3rd place
Attempts	6th	128 attempts to move into 4th place
TD Passes	5th	12 TDs to move into 3rd place
Completions	5th	305 completions to move into 3rd place

Franchise History – Passing Yards			Franchise Record - Attempts		
Rnk	Player (Years)	Yds	Rnk	Player (Years)	Att
1	Jim Hart (1966-83)	34,639	1	Jim Hart (1966-83)	5,069
2	Neil Lomax (1981-88)	22,771	2	Neil Lomax (1981-88)	3,153
3	Jake Plummer (1997-02)	17,622	3	Jake Plummer (1997-02)	2,754
4	Kurt Warner (2005-09)	15,843	4	Kurt Warner (2003-09)	2,105
5	Carson Palmer (2013-17)	15,073	5	Charley Johnson (1961-69)	2,047
6	Charley Johnson (1961-69)	14,928	6	Carson Palmer (2013-17)	1,978

Franchise History – TD Passes			Franchise Record - Completions		
Rnk	Player (Years)	TDs	Rnk	Player (Years)	Com
1	Jim Hart (1966-83)	209	1	Jim Hart (1966-83)	2,590
2	Neil Lomax (1981-88)	136	2	Neil Lomax (1981-88)	1,817
3	Charley Johnson (1961-69)	108	3	Jake Plummer (1997-02)	1,540
4	Kurt Warner (2005-09)	100	4	Kurt Warner (2003-09)	1,371
5	Carson Palmer (2013-17)	97	5	Carson Palmer (2013-17)	1,236

NELSON HAS FLIPPED A SWITCH

In his first 16 career NFL games (11 in 2015; 1st 5 in 2016), **WR J.J. Nelson** had 15 receptions for 350 yards and two TDs. Then, in the Cardinals Week 7 matchup at Carolina last season, he began an 11-game stretch in which he has become one of Arizona's top offensive threats.



Over the final 10 games in 2016 and last week's season opener vs. Detroit, Nelson has hauled in 35 receptions for 560 yards and seven TDs while adding two rushes for 60 yards and a TD.

BIG PLAY J.J.

The fastest player at the 2015 NFL Combine (4.28 40-yard dash), Nelson showed off big-play ability during his first two-plus NFL seasons. His 50 career receptions have gone for 910 yards, an average of 18.2 yards per catch.

His 18.2 yards per reception is the best average in the NFL dating back to 2015 (min. 40 receptions).

NFL Leaders – Yards/Reception (2015-17)				
Rnk	Player (Team)	Avg.	Rec	Yds
1	J.J. Nelson (AZ)	18.2	50	910
2t	DeSean Jackson (TB)	17.8	86	1,533
2t	Torrey Smith (Phi)	17.8	54	960
4	Rob Gronkowski (NE)	17.7	99	1,749
5	Kenny Stills (Mia)	16.9	69	1,166

LOOKING TO BOUNCE BACK

WR John Brown's first two seasons with the Cardinals (2014-15) compared to some of the best WRs in the franchise's long history. But an injury and illness plagued 2016 campaign - concussion, sickle cell trait diagnosis, discovery of a cyst on his spine - has him looking to bounce back and return to his form as one of the team's top offensive threats.

In 31 games over his first two years, he registered 113 receptions for 1,699 yards and 12 TDs. In franchise history, only three players had more receptions than Brown in their first two seasons (Larry Fitzgerald-161, Anquan Boldin-157, Frank Sanders-121).

Franchise History - Receptions in 1st 2 Seasons

Rnk	Player (Years)	Rec
1	Larry Fitzgerald (2004-05)	161
2	Anquan Boldin (2003-04)	157
3	Frank Sanders (1995-96)	121
4	John Brown (2014-15)	113
5	David Boston (1999-00)	111

Only two players in team history had more receiving yards than Brown (Fitzgerald-2,189 and Boldin-2,000).

Franchise History - Receiving Yards in 1st 2 Seasons

Rnk	Player (Years)	Yards
1	Larry Fitzgerald (2004-05)	2,189
2	Anquan Boldin (2003-04)	2,000
3	John Brown (2014-15)	1,699
4	Frank Sanders (1995-96)	1,696
5	David Boston (1999-00)	1,629

Brown entered the league with a record-breaking season as a rookie in 2014, setting an NFL rookie record with four game-winning TD receptions. In 2015, he totaled 65 receptions for 1,003 yards and seven TDs.


A PRO BOWL TALENT

In 2016, CB **Patrick Peterson** earned his sixth Pro Bowl selection – fifth at cornerback (Kick Returner, 2011; Cornerback, 2012-16). In 2015, he was also named first-team All-Pro at corner for the second time in his career (2013, '15).

Peterson joins RBs Jim Brown, Barry Sanders and Emmitt Smith as the only players in NFL history to be chosen to six Pro Bowls before their 27th birthday. He is the only defensive player in NFL history to earn that distinction.

Six Pro Bowls Before the Age of 27 – NFL History

Player	Pro Bowls	Team
CB Patrick Peterson	6, 2011-16	Arizona
RB Jim Brown	6, 1957-62	Cleveland
RB Emmitt Smith	6, 1990-95	Dallas
RB Barry Sanders	6, 1989-94	Detroit



NO ONE LIKE #21

"By far just one of the best in the game, hands down. He's going to follow you from your house to his house, from the sideline to the cricket field and back."

- NY Giants All-Pro WR Odell Beckham, Jr. on CB Patrick Peterson

"I think Patrick Peterson definitely is my number one corner in my book. You know if you're playing the Cardinals and if you're the best receiver on your team, you know 21 is going to be lining up across from you."

- Steelers All-Pro WR Antonio Brown

The Cardinals selected CB **Patrick Peterson** with the fifth overall pick in the 2011 NFL Draft, and in his first six NFL seasons, he earned six Pro Bowl selections and was named first-team All-Pro three times. He has proven to be one of the most unique talents in NFL history. A record-breaking punt returner, Peterson's most important role has been as a shutdown CB.

Peterson has started all 97 games at CB in his NFL career. Despite opposing QBs avoiding his side of the field, Peterson has registered 20 INTs since 2011, tied for third in the NFL during that span among active players.



Active NFL Leaders – Interceptions (2011-17)

Rnk	Player (Team)	INTs
1	Richard Sherman (Sea)	30
2	Reggie Nelson (Cin/Oak)	26
3t	Patrick Peterson (AZ)	20
3t	Kurt Coleman (Phi/KC/Car)	20
5	Glover Quin (Hou/Det)	19

PETERSON SEALS IT WITH 20TH CAREER INTERCEPTION

Peterson sealed Arizona's Week 13 win over Washington last year with his 20th career INT. With the Cardinals clinging to an eight-point lead, and the Redskins at the AZ 28-yard line with 48 seconds remaining, Peterson made a diving INT on a Kirk Cousins pass attempt and ended Washington's comeback attempt. Only 10 players in franchise history have more career INTs than Peterson.

Franchise Career Interception Leaders

Rnk	Player (Years)	INTs
1	Larry Wilson (1960-72)	52
2	Aeneas Williams (1991-2000)	46
3	Roger Wehrli (1969-82)	40
4	Night Train Lane (1954-59)	30
5	Pat Fischer (1961-67)	29
6	Adrian Wilson (2001-12)	27
7	Kwamie Lassiter (1995-2002)	24
8	Norm Thompson (1971-76)	22
9t	Jerry Davis (1948-51)	21
9t	Ray Ramsey (1950-53)	21
11t	Patrick Peterson (2011-)	20
11t	Cedric Mack (1983-90)	20
11t	Tim McDonald (1987-92)	20
11t	Jerry Norton (1959-61)	20
11t	Billy Stacy (1959-63)	20
11t	Ken Stone (1977-80)	20

A HEALTHY MATHIEU RETURNS

The Cardinals third-round pick (69th overall) in the 2013 NFL Draft, S **Tyrann Mathieu** has developed into one of the NFL's top defenders. He has appeared in 51 games (42 starts) in his career, totaling 230 tackles, three sacks, nine INTs (1 returned for TD), 39 passes defended, a fumble recovery and three forced fumbles in his career.



Mathieu's best season came in 2015, when he was named first-team All-Pro at safety and was selected to his first Pro Bowl after registering 89 tackles, a sack, five INTs (one returned for TD), 16 passes defended and a forced fumble in 14 games.

The only thing that has slowed Mathieu - who signed a contract extension in 2016 that will keep him in Arizona through the 2021 season - has been injuries. Three of his four NFL seasons have ended early due to knee and shoulder injuries. In 2016 Mathieu started 10 games before a shoulder injury ended his season.

HIGHLY DECORATED

- Named to his first career Pro Bowl and was named first-team All-Pro by the Associated Press in 2015.
- As a rookie in 2013, earned first-team All-Pro honors from ProFootballFocus.com as a slot CB and was named to the All-Rookie team by the Professional Football Writers of America (PFWA).
- Named NFL Defensive Rookie of the Month (October of '13), NFC Defensive Player of the Month (November of '15) and NFC Defensive Player of the Week (Week 3 of '15) in his career.
- Joins Kwamie Lassiter (November of 2001) as the only players in franchise history to be named Defensive Player of the Month.


TOPS IN STOPS

During the 2017 offseason, Arizona signed veteran S **Antoine Bethea**, a three-time Pro Bowler (2007, '09, '14) who spent the previous 11 years with San Francisco (2014-16) and Indianapolis (2006-2013).

In 163 career games (162 starts), Bethea has totaled 1,049 tackles according to Stats INC., which leads all active DBs and ranks fifth overall.

Active NFL Leaders – Tackles (by DBs)

Rnk	Player (Team)	Tackles
1	Antoine Bethea (Ind/SF/AZ)	1,049
2	Eric Weddle (SD/Bal)	904
3	Terence Newman (Dal/Cin/Min)	845
4	DeAngelo Hall (Atl/Was)	795
5	Mike Adams (SF/Cle/Den/Ind)	727



According to league stats, Bethea has notched 100 tackles in a season six times in his career. Only three players, including current teammate LB **Karlos Dansby**, have more such seasons among active defenders.

Active NFL Leaders – 100+ Tackle Seasons

Rnk	Player (Team)	Seasons
1	Paul Posluszny (Buf/Jax)	8
2t	David Harris (NYJ/NE)	7
2t	Karlos Dansby (Ari/Mia/Cle/Cin)	7
3t	Antoine Bethea (Ind/SF/Ari)	6
3t	Lawrence Timmons (Pit/Mia)	6
3t	Thomas Davis (Car)	6

TRAMON IN THE TOP FIVE

After entering the league as a rookie free agent in 2006, CB **Tramon Williams** is in his 11th NFL season in 2017 tied for fifth among active NFL players with 30 career INTs.

Active NFL Leaders – Career Interceptions

Rnk	Player (1st NFL Season)	INTs
1	DeAngelo Hall (2004)	43
2	Terence Newman (2003)	41
3	Reggie Nelson (2007)	35
4	Aqib Talib (2008)	33
5t	Tramon Williams (2007)	30
5t	Richard Sherman (2011)	30
5t	Brent Grimes (2007)	30
5t	Dominique Rodgers-Cromartie (2008)	30

Williams has played in 155 games (121 starts), totaling 30 INTs, 561 tackles (452 solo), 153 passes defended, 4.5 sacks, nine fumble recoveries and five forced fumbles in his career. He also has 55 tackles and four INTs in 13 post-season games (11 starts).

THE DYNAMIC LINEBACKER DUO

In 2016, the Cardinals offseason trade for **Chandler Jones** and the emergence of 2015 second round draft pick **Markus Golden** resulted in a linebacker duo that wreaked havoc on opposing offenses - and QBs.

Golden (12.5) and Jones (11.0) both reached double-digit sacks in 2016, marking just the third time in franchise history that Arizona had multiple players record double-digit sacks in a season. In 1983, the Cardinals had three players (Curtis Greer, Al Baker and David Galloway) with 10.0 or more sacks. In 1984, two players (Greer and Baker) had 10.0 or more.

Arizona and Seattle (Cliff Avril-11.5; Frank Clark-10.0) were the only teams in the NFL this season that had multiple players with 10.0+ sacks.

Both linebackers earned a spot on the franchise single-season sacks list and it also resulted in the Cardinals leading the NFL in sacks (48) for just the second time in franchise history (59 in 1983).

Cardinals Single-Season Sack Leaders

Rnk	Player (Year)	Sacks
1	DE Simeon Rice (1999)	16.5
2	DE Curtis Greer (1983)	16.0
3	DE Bertrand Berry (2004)	14.5
4t	DE Curtis Greer (1984)	14.0
4t	DE Freddie Joe Nunn (1988)	14.0
6	DE Al Baker (1983)	13.0
7t	LB Markus Golden (2016)	12.5
7t	DE Simeon Rice (1996)	12.5
9	DE/NT David Galloway (1983)	12.0
10	LB John Abraham (2013)	11.5
11t	LB Chandler Jones (2016)	11.0
11t	DE Freddie Joe Nunn (1987)	11.0
11t	DE/DT Clyde Simmons (1995)	11.0



DANSBY RETURNS TO THE RED SEA

When the Cardinals signed LB **Karlos Dansby**, their 2004 second-round draft pick (33rd overall), to a one-year deal on March 10, he became the first player in franchise history to have three separate stints with the team - 2004-09 and 2013 before returning in 2017.

Now in his eighth season as a Cardinal, Dansby has totaled 767 tackles, 32.0 sacks, 14 INTs (four returned for TDs), 13 forced fumbles and 10 fumble recoveries in 107 games (100 starts) with the team. In six career playoff games with Arizona, he added 51 tackles, an INT, five passes defended, one forced fumble and one fumble recovery.

According to Stats, INC., no active NFL player has more tackles than Dansby, who has totaled 1,324 in 197 games (179 starts) throughout his 13-year career.



Active NFL Leaders - Total Tackles

Rnk	Player (Team)	Tackles
1	Karlos Dansby (Ari/Mia/Cle/Cin)	1,324
2	Paul Posluszny (Buf/Jax)	1,154
3	Derrick Johnson (KC)	1,083
4	David Harris (NYJ/NE)	1,082
5	Antoine Bethea (Ind/SF/Ari)	1,049

GOOD PICKIN'S

Two of the Cardinals 2004 draft picks (Dansby and WR Larry Fitzgerald) are on the 2017 roster. Only four NFL players drafted in 2004 are with the team that originally selected them.

Players drafted in 2004 currently with original team

Player	Team	Rnd (Overall)
WR Larry Fitzgerald	Arizona	1st (3rd overall)
QB Ben Roethlisberger	Pittsburgh	1st (11th overall)
LB Karlos Dansby	Arizona	2nd (33rd overall)
QB Matt Schaub	Atlanta	3rd (90th overall)

THE 40-20 CLUB

LB **Karlos Dansby's** next INT will vault him into exclusive company. Just four players in NFL history have collected 40+ career sacks and 20+ career INTs. Entering his 14th season in the league, Dansby (42-19) is the only active NFL player with at least 40 sacks and 15 INTs.

Current Members of the 40-20 Club

Player (Years)	Sacks	INT
LB Seth Joyner (1986-98)	52.0	24
LB Ray Lewis (1996-2012)	41.5	31
LB Wilber Marshall (1984-95)	45.0	23
LB Brian Urlacher (2000-12)	41.5	22
LB Karlos Dansby (2004-)	42.0	19

GOLDEN'S BREAKOUT SEASON

Second-year LB **Markus Golden** recorded a career-high 2.5 sacks in the 2016 season finale against the Rams to cap off a breakout campaign that ended with a team-high 12.5 sacks.

His 12.5 sacks were the highest total in franchise history for a linebacker and tied for third in the NFL in 2016.

NFL Leaders - Sacks (2016)

Rnk	Player (Team)	Sacks
1	Vic Beasley, Jr. (Atl)	15.5
2	Von Miller (Den)	13.5
3t	Markus Golden (AZ)	12.5
3t	Lorenzo Alexander (Buf)	12.5
3t	Danielle Hunter (Min)	12.5



Golden totaled 63 tackles and led the team in sacks (12.5) and tackles for loss (16) while adding 23 QB hits, 19 QB pressures, four forced fumbles, a fumble recovery and two passes defended last season.

A RED HOT START - AND WHITE HOT FINISH

Golden put up two of the longest sack streaks in franchise history in 2016, include the longest streak in team history to open the 2016 campaign. Golden had at least one sack in each of the first five games in 2016. That represents the longest streak in franchise history to begin a season and it tied the second-longest streak in franchise history overall.

Golden followed that up with another streak to end the year, recording at least one sack in each of the final three games. Golden totaled 6.5 sacks over the final six games, including 5.5 sacks in the last three.

Franchise Record - Consecutive Games with a Sack

Rnk	Player (Year)	Gms
1	DE Curtis Greer (Games 13-16, 1984-Games 1-3, 1985)	7
2t	LB Markus Golden (Games 1-5, 2016)	5
2t	DE Chike Okeafor (Games 12-16, 2006)	5
2t	DE Curtis Greer (Games 6-10, 1984)	5
2t	DE Al Baker (Games 12-16, 1984)	5
6t	LB Chandler Jones (Games 1-4, 2016)	4
6t	LB John Abraham (Games 7-10, 2013)	4
6t	DT Darnell Dockett (Games 8-11, 2009)	4
6t	DE Bertrand Berry (Games 1-3, 6, 2008)	4
6t	DE Bertrand Berry (Games 11-14, 2004)	4
6t	DE Simeon Rice (Games 1-4, 1996)	4
6t	DL Eric Swann (Games 10-13, 1995)	4
6t	DE Curtis Greer (Games 2-5, 1983)	4

JONES THRIVING IN THE DESERT

After acquiring Pro Bowl LB **Chandler Jones** in March of 2016, he more than lived up to his billing as one of the NFL's top defenders. He was rewarded with a five-year contract with the team in March of 2017.

Jones totaled 57 tackles, 15 tackles for loss, 11.0 sacks, four forced fumbles, two fumble recoveries, 14 QB pressures and 22 QB hits during his first season with the Cardinals in 2016.

AMONG THE NFL SACK LEADERS

Jones began the 2017 season last week the same way he finished in 2016 - in dominant fashion.

He totaled four tackles, three tackles for loss, two QB pressures, two QBs hits and a sack. The sack gives him 24.5 sacks dating back to the 2015 season, tied with Von Miller for second int the NFL in that span.

NFL Leaders - Sacks (2015-17)

Rnk	Player (Team)	Sacks
1	Khalil Mack (Oak)	26.0
2t	Chandler Jones (AZ)	24.5
2t	Von Miller (Den)	24.5
4t	Carlos Dunlap (Cin)	21.5
4t	Cliff Avril (Sea)	21.5



GETTING MORE THAN ONE

Jones has recorded multiple sacks in a game 13 times in his career, including three times during his first season with the Cardinals in 2016.

Dating back to his second NFL season in 2013, Jones' 13 multi-sack performances are tied for second-most in the NFL.

NFL Leaders - Multi-Sack Games (2013-17)

Rnk	Player (Team)	Gms
1	J.J. Watt (Hou)	16
2t	Chandler Jones (AZ/NE)	13
2t	Justin Houston (KC)	13
4t	Elvis Dumervil (Bal)	11
4t	Cameron Wake (Mia)	11

THREE ALL STARS ON SPECIAL TEAMS

With last week's signing of P **Andy Lee**, the Cardinals 2017 roster features three players who have earned Pro Bowl honors for their performance on special teams.

Lee, a three-time Pro Bowler and three-time first-team All-Pro selection, K **Phil Dawson** (1x Pro Bowler) and CB **Justin Bethel** (3x Pro Bowler) have combined for seven total Pro Bowl selections in their roles as specialists. Between the three of them, at least one earned a Pro Bowl nod in five consecutive seasons between 2011-15.

Dawson (5), Lee (3) and Bethel (1) have combined to earn NFC/AFC Special Teams Player of the Week nine times and Bethel was also named NFC Special Teams Player of the Month in December of 2014.

Cardinals Pro Bowl Specialists

Player	PBs	Year(s)
P Andy Lee	3	2007, '09, '11
CB Justin Bethel	3	2013, '14, '15
K Phil Dawson	1	2012

THE FOOT OF PHIL

The Cardinals signed K **Phil Dawson** to a two-year contract during the 2017 offseason.

The 18-year veteran appeared in his 280th career game last week, making his 405th career FG and reaching 1,703 career points vs. Detroit.

Only two active NFL players – Adam Vinatieri (Ind) and Sebastian Janikowski (Oak) – have made more field goals and scored more points than Dawson, who ranks 10th and 14th, respectively, in each category in league history.



Active NFL Leaders – Points

Pts	Player	XPM	XPA	FGM	FGA
2,381	Adam Vinatieri	786	800	531	631
1,799	Sebastian Janikowski	557	563	414	515
1,703	Phil Dawson	482	492	405	480
1,498	Matt Bryant	487	492	337	393
1,466	Stephen Gostkowski	551	555	305	350

Of the 10 kickers in NFL history that have made 400+ FGs, none have been more accurate than Dawson, who has converted 84.4 percent of his 480 attempts.

PHIL FROM 50+

In **Dawson's** first 12 NFL seasons, he had just 10 FGs of 50 or more yards. However, dating back to 2011 (since turning 36), Dawson has made 28 FGs from 50+, which ties Ravens K Justin Tucker and Lions K Matt Prater for the most in the NFL during that span. During his four years with San Francisco, Dawson connected on a franchise record 14 field goals from 50+ yards, and he now ranks sixth in NFL history with 38 successful tries from 50+.

Most FGs of 50+ Yards – NFL History

Rnk	Player (Seasons)	50+ Yd. FGs
1	Sebastian Janikowski (2000-)*	55
2	Jason Hanson (1992-2012)	52
3	John Kasay (1991-2011)	42
4	Morten Andersen (1982-2007)	40
5	Jason Elam (1993-2009)	39
6	Phil Dawson (1999-)*	38

*Active Player

Most FGs of 50+ Yards – Since 2011

Rnk	Player (Team)	50+ Yd. FGs
1t	Phil Dawson (Ari)	28
1t	Justin Tucker (Bal)	28
1t	Matt Prater (Det)	28
4	Sebastian Janikowski (Oak)	26
5t	Three players tied	24

Dawson has climbed the ranks among the most accurate kickers in NFL history from 50+ yards. With a 70.4 percent success rate from long range, Dawson ranks sixth, trailing just Matt Prater (80.4), Robbie Gould (74.2), Jeff Wilkins (72.2), Rob Bironas (70.6) and Blair Walsh (70.6).

FG Percentage (50+ Yards) – NFL History (Min. 20 FGs Made)

Rnk	Player (Seasons)	50+ %	FGM/FGA
1	Matt Prater (2007-17)	80.4	37/46
2	Robbie Gould (2005-17)	74.2	23/31
3	Jeff Wilkins (1994-2007)	72.2	26/36
4t	Blair Walsh (2012-17)	70.6	24/34
4t	Rob Bironas (2005-13)	70.6	24/34
6	Phil Dawson (1999-)	70.4	38/54

AN ALL-TIME PERFORMER

Including his 24-yard FG in last week's opener, **Dawson** has made 405 career FGs, the 10th-highest total in NFL history.

NFL's All-Time FGs Made Leaders (Career)

Rnk	Player	FGs	FGs to Pass
1	Morten Andersen#	565	161
2	Gary Anderson	538	134
3	Adam Vinatieri*	531	127
4	Jason Hanson	495	91
5	John Carney	478	74
6	Matt Stover	471	67
7	John Kasay	461	57
8	Jason Elam	436	32
9	Sebastian Janikowski*	414	10
10	Phil Dawson*	405	-
11	David Akers	386	-

#Hall of Fame Inductee *Active Player



After totaling five points in last week's game at Detroit, Dawson now has 1,703 career points, passing Hall of Fame K Jan Stenerud (1,699) for 14th place on the NFL's all-time scoring list.

NFL's All-Time Scoring Leaders (Career)

Rnk	Player	Points	Pts to Pass
1	Morten Andersen#	2,544	842
2	Gary Anderson	2,434	732
3	Adam Vinatieri*	2,381	676
4	Jason Hanson	2,150	448
5	John Carney	2,062	360
6	Matt Stover	2,004	302
7	George Blanda#	2,002	300
8	Jason Elam	1,983	281
9	John Kasay	1,970	268
10	Sebastian Janikowski*	1,799	97
11	Norm Johnson	1,736	34
12	David Akers	1,721	19
13	Nick Lowery	1,711	9
14	Phil Dawson*	1,703	-
15	Jan Stenerud#	1,699	-

#Hall of Fame Inductee *Active Player

ARIZONA ADDS LEE

Last Monday (9/4), the Cardinals signed P **Andy Lee** to a two-year deal, bringing in a three-time Pro Bowler who is in his 14th NFL season in 2017. One of the top punters in NFL history, Lee has appeared in 202 games with 1,051 punts for 48,691 yards (46.3 yard avg.) and has a 39.5 yard net average and 343 punts landed inside the 20-yard line.

Lee has finished in the top 10 in the NFL in gross average in 10 of his 13 career seasons and he ranks ninth in NFL history in gross punting average (46.3 yards).

NFL History - Highest Career Gross Punting Average

Rnk	Player (Seasons)	Avg.
1	Shane Lechler (2000-)*	47.4
2	Thomas Morstead (2009-)*	47.0
3t	Johnny Hekker (2012-)*	46.9
3t	Sam Martin (2013-)*	46.9
5t	Marquette King (2013-)*	46.7
5t	Brandon Fields (2007-15)	46.7
5t	Bryan Anger (2012-)*	46.7
8	Pat McAfee (2009-16)	46.4
9	Andy Lee (2004-)*	46.3
10	Matt Bosher (2011-)*	45.9

*Active Player



Lee ranks ninth in NFL history for punts inside the 20 (343).

NFL History - Punts Inside the 20-Yard Line

Rnk	Player (Seasons)	In20
1	Jeff Feagles (1988-2009)	554
2t	Brad Maynard (1997-2011)	439
2t	Shane Lechler (2000-)*	439
4	Craig Hentrich (1994-2009)	399
5	Dustin Colquitt (2005-)*	394
6	Sean Landeta (1985-2005)	381
7	Matt Turk (1995-2011)	373
8	Donnie Jones (2004-)*	344
9	Andy Lee (2004-)*	343
10	Bryan Barker (1990-2005)	326

*Active Player

He also ranks 12th in NFL history in net punting average (39.5 yards).

The 35-year old Lee entered the NFL with San Francisco in 2004 as a sixth-round selection (188th overall) in the NFL Draft out of Pittsburgh. He played 11 seasons with the 49ers where he set franchise records in punts (941), punting yards (43,468), gross average (46.2), net average (39.5) and punts inside the 20 (300).

MR. LEE'S FACT SHEET

Lee Brings Added Dimension to Arizona

Andy Lee entered the 2017 season having averaged at least 46.0 yards per punt for 10 consecutive years (2007-16). In that same span, the Cardinals have had just two players (David Zastudil, 2012; Ben Graham, 2009) average at least 46.0 yards per punt.

The Cardinals franchise record for punting average in a season is 47.0 by Ben Graham in 2009. Lee has surpassed that total seven times in the last 10 seasons. The Cardinals franchise single-season record for punting average would rank as the eighth-best total of Lee's career.

Franchise Record - Punting Average (Season)			Lee's Top-5 Seasons	
Rnk	Player (Year)	Avg.	Year	Avg.
1	Ben Graham (2009)	47.0	2011	50.9
2	Dave Zastudil (2012)	46.5	2016	49.1
3	Dave Zastudil (2013)	45.7	2013	48.2
4	Jerry Norton (1960)	45.6	2012	48.1
5	Rich Camarillo (1991)	45.3	2008	47.8

Lee and the Long Ball

Since Lee entered the NFL in 2004, there have been:

- 21 punts of 75+ yards; Lee (3) and Brian Moorman (2) only players with multiple
- 7 punts of 80+ yards; Lee (81, 82 yds) is the only player with multiple
- Lee's 82 and 81-yarders are 2nd and 3rd-longest in the NFL the last 13 seasons

Andy & Larry Share Time at Pitt

*Lee and Cardinals All-Pro WR **Larry Fitzgerald** were teammates at the University of Pittsburgh from 2002-03.

*In 2003, Lee was named Big East Conference Special Teams Player of the Year and Fitzgerald was named Conference Offensive Player of the Year. Lee was a semi-finalist for the Ray Guy Award as the nation's top punter while Fitzgerald finished as the runner-up for the Heisman Trophy.

*Both were selected in the 2004 NFL Draft - Fitzgerald in the first round (3rd overall) by Arizona; Lee in the sixth round (188th overall) by San Francisco.

ARIZONA BLOCK PARTY

After registering a pair of blocked kicks in 2016 (FG/PAT), the Cardinals have recorded multiple blocked kicks in eight of the last nine seasons. In that span (2008-16), Arizona leads the NFL in blocked FGs (20) and total blocked kicks (23).

Blocked FG Attempts (2008-present)

Rnk	Team	FG-B
1	Arizona	20
2	Seattle	12
3	Chicago	11
4t	Buf/Cle/Dal	9



Arizona has blocked 23 total kicks (20 FG, 2 Punts, PAT) since '08, also an NFL-high.

Most Blocked Kicks (FG, PAT, Punt) – 2008-present

Rnk	Team	Blk	Type
1	Arizona	23	FG (20), Punt (2), PAT
2	Oakland	22	FG (9), Punt (7), PAT (6)
3	Seattle	21	FG (12), Punt (8), PAT
4t	Chicago	19	FG (11), PAT (5), Punt (3)
4t	Miami	19	Punt (10), FG (6), PAT (3)

Active Players with Blocked Kicks For Cardinals

Justin Bethel (4) - 3 FG/1 PAT	Patrick Peterson (2) - 2 FG
11/20/16 @ Minnesota (PAT)	1/1/12 vs. Seattle (FG)
11/2/14 @ Dallas (FG)	11/20/11 @ San Francisco (FG)
11/10/13 vs. Houston (FG)	
9/15/13 vs. Detroit (FG)	

Rodney Gunter (1) - FG
12/24/16 @ Seattle (FG)

ONE OF THE BEST IN THE GAME

The Cardinals sixth-round selection (177th overall) in the 2012 NFL Draft, CB **Justin Bethel** was named to the Pro Bowl as a special teamer for three consecutive seasons (2013-15).



Bethel joins current Cardinals radio analyst Ron Wolfley (1986-89) as the only players in team history with multiple Pro Bowl selections on special teams.

Now in his sixth NFL season (and a Pro Bowl alternate in 2016), Bethel has registered 80 special teams tackles, three blocked FGs, a blocked PAT, four forced fumbles and two fumble recoveries on special teams.

Bethel's Blocked FG Attempts

11/2/14 @ Dallas

With Arizona holding a 14-10 lead, Cowboys K Dan Bailey lined up for a 35-yard FG attempt with just three seconds remaining in the first half. Bethel came around the end and blocked the kick, preserving the Cards four-point lead.

11/10/13 vs. Houston

Just like the attempt in Dallas, Houston was attempting a FG on the final play of the first half. With the Texans leading 17-14, Randy Bullock lined up for a 40-yard attempt with four seconds remaining in the second quarter. Bethel came off the edge to blocked the attempt, and Arizona would come back to win the game by three points (27-24).

9/15/13 vs. Detroit

The Cardinals trailed the Lions 21-19 early in the fourth quarter when Bethel blocked a 47-yard FG attempt by Detroit's David Akers. Two possessions later, Arizona scored the go-ahead TD in the 25-19 win.

Bethel Scores Without Offense

Bethel scored the fourth TD of his career last week in Detroit, returning his third INT for a TD in as many seasons when he stepped in front of a Matthew Stafford pass and returned it 82 yards for a TD.

Bethel's four career TDs consist of three INT returns and a blocked FG return. His four TDs have covered a total of 251 yards (62.8-yard avg.)

Bethel's Career Touchdowns

Type	Opponent	Distance
INT return	9/10/17 @ Detroit	82 yards
INT return	1/1/17 @ LA Rams	66 yards
INT return	9/27/15 vs. San Francisco	21 yards
Blocked FG return	12/23/12 vs. Chicago	82 yards

HART WILL ENTER THE RING

Former Cards QB **Jim Hart** will be inducted into the franchise's Ring of Honor in a ceremony during half-time of the Cardinals-Rams game on December 3rd.



Hart signed with the Cardinals in 1966 as an undrafted rookie free agent out of Southern Illinois and went on to play 18 of his 19 NFL seasons with the team (1966-83). He played more seasons with the Cardinals (18) than any other player in franchise history, and only five players in NFL history have spent more seasons with one club: Jason Hanson (Lions, 21 seasons), Jackie Slater (Rams, 20 seasons), Darrell Green (Redskins, 20 seasons), Jim Marshall (Vikings, 19 seasons) and Bruce Matthews (Oilers/Titans, 19 seasons).

In Cardinals history, only kicker Jim Bakken (234) and wide receiver Larry Fitzgerald (202) have appeared in more games with the team than Hart (199).

The NFC Player of the Year in 1974, Hart owns the Cardinals record for career wins by a quarterback (87) and established franchise career records in pass attempts (5,069), completions (2,590), passing yards (34,639) and touchdown passes (209). He was selected to four consecutive Pro Bowls (1974-77), the most Pro Bowl selections by a quarterback in team history.

Under head coach Don Coryell, Hart led the Cardinals to three consecutive 10-win seasons (1974-76) and back-to-back division titles in 1974 and 1975. He engineered 10 game-winning drives during that three-year span as the team became known as the 'Cardiac Cards.'

Hart will become the 17th member of the Cardinals Ring of Honor, joining Kurt Warner as the only QBs in the group. The other 15 members are: Charles W. Bidwill, Sr. (Owner), Jimmy Conzelman (Coach), T Dan Dierdorf, HB John "Pad-dy" Driscoll, HB/DB Marshall Goldberg, WR Roy Green, CB Dick "Night Train" Lane, HB Ollie Matson, HB Ernie Nevers, S Pat Tillman, HB Charley Trippi, CB Roger Wehrli, CB Aeneas Williams, S Adrian Wilson and S Larry Wilson.

MEDIA GUIDE AVAILABLE ONLINE

The Arizona Cardinals 2017 Media Guide is available online through the team's official website. The guide can be accessed by visiting the following link: <http://www.azcardinals.com/news/media-guide.html>.

The 2017 version of the media guide contains:

- Front Office/Coaching/Player Bios
- 2016 Season in Review
- Team Records
- Franchise History
- Media Contacts, Stadium Info, NFL Weekly Schedule



CARDINALS PLAYER NOTES – OFFENSE

Quarterbacks

QB Blaine Gabbert – Spent the first six years of his NFL career with the Jacksonville Jaguars (2011-13) and San Francisco 49ers (2014-16), totaling 7,351 yards and 38 TDs on 686-of-1,226 passing in 43 games (40 starts).

QB Carson Palmer – In five seasons (2013-17) with the Cardinals, has posted a .657 winning percentage (35-18-1). Only three NFL QBs – Tom Brady (.770), Russell Wilson (.700) and Alex Smith (.677) – have a better winning percentage in that span.

QB Drew Stanton – Improved to 8-5 as a starting QB in the NFL when he started for the injured Carson Palmer (concussion) in Week 5 of 2016 season at San Francisco and threw a pair of TD passes to lead Arizona to a 33-21 victory.

Running Backs

RB Andre Ellington – Only active NFL players with both a rushing and receiving TD of 80+ yards in their career and was one of just six players in NFL history with an 80+ yard TD run and 80+ yard receiving TD in their first two NFL seasons.

RB D.J. Foster – Arizona State product joined the Cardinals off the Patriots practice squad in Week 2 after entering the NFL as a rookie free agent with New England in 2016. Two-time All-Pac-12 honoree became the fifth player in NCAA Division I history to rush and receive for more than 2,000 yards.

RB Chris Johnson – Rejoined the Cardinals in Week 2 after RB David Johnson was placed on injured reserve. Ranks third among active players with 9,537 rushing yards, and since entering the NFL in 2008, ranks top-five in attempts (4th – 2,118) and yards from scrimmage (5th – 11,749).

RB Elijah Penny – Spent the 2016 season on the Cardinals practice squad after signing with the club as a rookie free agent out of Idaho.

RB Kerwynn Williams – Was the club's second leading rusher in 2016 with 157 yards and two TDs on 18 attempts. Totaled 545 yards and three TDs on 98 carries in 21 games with the Cardinals. Had 3,408 kickoff return yards while playing at Utah State.

Wide Receivers

WR Jaron Brown – Returns from a knee injury that ended his 2016 campaign in Week 7 against Seattle, resulting in the first missed action of his NFL career. Has 55 receptions for 700 yards and five TDs, while adding 19 tackles on special teams, in 55 career games (four starts) for the Cardinals.

WR John Brown – Pittsburg State product endured a year that included sickle cell trait diagnosis and a spine cyst in 2016 after becoming the 13th player in franchise history with a 1,000-yard receiving season in 2015.

WR Larry Fitzgerald – A 10-time Pro Bowler (most in team history), he is the franchise's all-time leader in receptions, receiving yards, TDs and 100-yard receiving games. Joins Hall of Famer Jerry Rice (13) as the only wide receivers in NFL history to be selected to the Pro Bowl at least 10 times. Led the NFL with 107 receptions in 2016 and ranks third in NFL history with 1,131 catches.

WR Brittan Golden – West Texas A&M product scored his first career TD on a nine-yard reception in Week 14 at Miami last season after being elevated from the practice squad in Week 5. Has 13 receptions for 223 yards and one touchdown and 11 special teams tackles in 31 games (one start).

WR J.J. Nelson – 2015 fifth-round pick matched the team high with six TD receptions in 2016, including four-straight games (Weeks 13-16) with a scoring catch.

WR Chad Williams – Cardinals third-round pick (98th overall) became the first Grambling State player selected since 2006 after totaling 210 receptions for 3,062 yards and 28 TDs in 47 games.

Tight Ends

TE Jermaine Gresham – Two-time Pro Bowler agreed to a four-year contact in March after leading the Cardinals TEs with 37 receptions for 391 yards and two TDs in 2016.

TE Ifeanyi Momah – Appeared in five games and caught two passes for 50 yards in 2016 after being elevated from the practice squad. Placed on injured reserve with a wrist injury in Week 9 of the 2016 season.

TE Troy Niklas – Cardinals second-round pick (52nd overall) of the 2014 Draft appeared in the first three games of 2016 before suffering a season-ending wrist injury.

Offensive Line

G Evan Boehm – Fourth-round pick from Missouri played in all 16 games last season as a rookie, starting the season finale at RG and playing on special teams in the first 15 contests.

G Alex Boone – Played in 91 games (73 starts) for San Francisco (2010-15) and Minnesota (2016) since entering the league as a rookie free agent with the 49ers in 2009. Helped the 49ers reach three NFC Champion games (2011-13) and Super Bowl XLVII following the 2012 season.

G/T Will Holden – Arizona's first selection in the fifth round (157th overall) of the 2017 NFL Draft, appeared in 48 games for Vanderbilt, starting the final 35 games at tackle.

T D.J. Humphries – 2015 first-round pick from Florida started the first 13 games in 2016 (10 at RT, three at LT). Missed last three weeks with concussion. Makes the move from RT to LT entering the 2017 season.

G Mike Iupati – Four-time Pro Bowler started 15 games at LG and was selected as a Pro Bowl alternate in 2016. Has blocked for a 1,000-yard rusher in four of the last five seasons.

C Daniel Munyer – Spent time on the Cardinals and Chiefs practice squads during the 2016 season.

C A.Q. Shipley – Started at center in all 16 games in 2016, the only Cardinals O-lineman to start every game last year.

T Jared Veldheer – Started first 43 games as a member of the Cardinals at LT (40 regular season; 3 postseason) until he was placed on injured reserve after suffering triceps injury in Week 8 of 2016 season. Made the move from LT to RT during the 2017 offseason.

T/G John Wetzel – Played in all 16 games with eight starts at three different positions (five at LT, two at RG, one at RT) in 2016.

CARDINALS PLAYER NOTES – DEFENSE

Defensive Line

DL Rodney Gunter – Fourth-round pick from Delaware State appeared in all 16 games (one start) and had 18 tackles, two for loss, 1.5 sacks and a fumble recovery in 2016. Has totaled 52 tackles, 2.5 sacks, one fumble recovery and a blocked FG in 32 games (12 starts) during his first two NFL seasons.

DL Josh Mauro – Started 13 of 15 games played in 2016 and had a career-high 42 tackles, 13 tackles for loss, five QB pressures, four QB hits and one pass defended. Has appeared in 34 games (19 starts) since signing with the Cardinals from the Steelers practice squad in 2014.

DL Robert Nkemdiche – First-round pick from Ole Miss appeared in five games as a rookie in 2016. Was a two-time first-team All-SEC selection and a two-time second-team All-America pick while at Mississippi.

DL Corey Peters – Started 14 of 15 games played in 2016 and had 30 tackles, including eight for loss, while adding 13 QB pressures and two QB hits. Made his Cardinals debut in Week 1 after missing 2015 season with Achilles injury.

DL Olsen Pierre – Inactive for all 16 games last season after making the 53-man roster out of training camp. Signed with the Cardinals as a rookie free agent in 2015 and spent most of that season on the club's practice squad.

DL Frostee Rucker – 12th-year pro played in 13 games (one start) and finished with 25 tackles, six for loss, a forced fumble and one pass defended last season. Has played in 126 career games (58 starts) and totaled 314 tackles, 20 sacks, one INT, 10 passes defended, eight forced fumbles and four fumble recoveries during his NFL career.

DL Xavier Williams – Made the team as an undrafted free agent in 2015 and has played in 12 career games (one start) with 15 tackles.

Linebackers

\$LB Deone Bucannon – Collected a team-high 100 tackles in 13 games last year and has totaled 302 tackles, five sacks, an INT (returned for a TD), 10 passes defended, four fumble recoveries and four forced fumbles in 45 career games.

LB Josh Byrnes – Has totaled 209 tackles, 13 tackles for loss, a half sack, one interception, 14 passes defended, one forced fumble, one fumble recovery and 12 special teams tackles in 64 games (28 starts) for the Lions (2014-16) and Ravens (2011-13).

LB Karlos Dansby – Cardinals second-round pick (33rd overall) of the 2004 NFL Draft, becomes the first player in franchise history to have three separate stints with the team. Posted his ninth career 100+ tackle season with a team-high 114 for the Bengals in 2016.

LB Markus Golden – 2015 second-round pick posted a team-high 12.5 sacks (third in the NFL) last year, including at least one sack in the first five and final four games of the season. He and Chandler Jones (11) became the franchise's first double-digit sacks duo since 1984.

LB Chandler Jones – Sacked QB Matthew Stafford in the season-opener at Detroit, marking his 10th game with a sack as a Cardinal. Paired with Markus Golden to become the team's first double-digit sacks duo since the 1984 season last year.

LB Kareem Martin – Appeared in 13 games and collected six tackles, one for loss, and a sack in 2016 after converting to OLB from the D-line in 2015.

LB Haason Reddick – Led the team with 10 tackles in his NFL debut in the season-opener at Detroit. Began in college career as a walk-on cornerback at Temple, where he earned first-team All-American Athletic Conference honors and a Senior Bowl invite as a senior defensive end. First Temple player selected in the first round since Muhammad Wilkerson (Jets, 2011) and the first-ever Owl picked by Arizona (first since 1943).

LB Philip Wheeler – Veteran linebacker enters his 10th NFL season with the Cardinals after stints in Atlanta (2015-16), Miami (2013-14), Oakland (2012) and Indianapolis (2008-2011). Totaled 554 tackles (366 solo), 6.5 sacks, 15 passes defended, two fumble recoveries, five forced fumbles and 53 special teams stops in 133 career games (66 starts).

Defensive Backs

S Budda Baker – A consensus NCAA All-American in 2016 and two-time first-team All-Pac-12 selection, totaled 200 tackles, 13.5 tackles for loss, 4.0 sacks, five INTs, 24 passes defended and three forced fumbles in 40 games at Washington. Given first name is Bishard, nicknamed Budda by his mother and aunt.

S Antoine Bethea – Three-time Pro Bowler joined the Cardinals as an unrestricted free agent in March after 11 seasons with the 49ers (2014-16) and Colts (2006-13). Has topped 100 tackles nine times in his career, and according to league stats, ranks fifth among all active NFL defenders – and first among defensive backs – with 1,049 career tackles.

CB Justin Bethel – Started at cornerback in the season-opener at Detroit and returned an interception 82 yards for a touchdown (third of his career) on the Lions first possession. Became the first Cardinal player with INT-TDs in consecutive games (1/1/17 @ LAR) since Marcus Turner (1990).

S Tyvon Branch – Joined the Cardinals after eight seasons with Oakland (2008-14) and Kansas City (2015), where he totaled 528 tackles, nine sacks, five INTs, 27 passes defended, five fumble recoveries, three forced fumbles, three defensive TDs and 19 special teams tackles in 97 career games (73 starts).

S/CB Rudy Ford – Arizona's sixth-round pick (208th overall) out of Auburn totaled 275 tackles, 1.5 sacks, 11.5 tackles for loss, five INTs, three forced fumbles and a fumble recovery in 52 games (34 starts) for the Tigers. First Auburn player drafted by the Cardinals since teammate Karlos Dansby (2004).

S Tyrann Mathieu – 2015 first-team All-Pro selection ended the 2016 season on injured reserve with a shoulder injury after being named a defensive team captain and had 36 tackles, three tackles for loss, one sack, one interception, three passes defended and a forced fumble in 10 starts.

CB Patrick Peterson – Fifth overall selection in the 2011 NFL Draft has been chosen to sixth straight Pro Bowls, joining HOF RBs Jim Brown, Barry Sanders and Emmitt Smith as only players with six Pro Bowls prior to age 27. Only 10 players in franchise history have more career INTs than Peterson (20).

CB Brandon Williams – Cardinals 2016 third-round pick has 23 tackles, four passes defended and three special teams tackles in 13 games (three starts). Enters his third season playing CB after converting from RB at Texas A&M.

CB Tramon Williams – 11-year NFL veteran entered the league as an undrafted rookie free agent in 2007 and now ranks fifth among active players with 30 interceptions. The 2010 Pro Bowler played the past two seasons with Cleveland (2015-16) after playing eight seasons with Green Bay (2007-14).

CARDINALS PLAYER NOTES – SPECIALISTS

LS Aaron Brewer – Signed with Cardinals in Week 4 of the 2016 season after serving as Denver's long snapper the previous four seasons.

K Phil Dawson – Signed with Arizona after 18 years with Cleveland (1999-2012) and San Francisco (2013-16). Ranks 10th in NFL history and third among active players with 404 FGs made and his FG percentage of 84.5% ranks first in league history among kickers with 400 or more made FGs.

P Andy Lee – Three-time Pro Bowl (2007, 2009 and 2011) and four-time All-Pro (2007, 2009, 2011 and 2012) selection ranks ninth in NFL history in gross average (46.3), 12th in net average (39.5) and tied for eighth in punts inside the 20-yard line (343).

ARIZONA CARDINALS 2017 TRANSACTIONS

- Tue., Sep. 12** Placed RB David Johnson (wrist) on injured reserve, released T Ulrick John, re-signed CB Chris Johnson and signed RB D.J. Foster from New England's practice squad. Also re-signed T Givens Price to the practice squad and released CB Ryan Lewis and RB James Summers from the practice squad
- Mon., Sep. 11** Re-signed LB Philip Wheeler and released LB Scooby Wright III
- Fri., Sep. 8** Elevated LB Scooby Wright III to the active roster from the practice squad and released LB Philip Wheeler
- Tue., Sep. 5** Agreed to terms with G Alex Boone on a one-year contract
- Mon., Sep. 4** Signed P Andy Lee to a two-year contract and released P Matt Wile. Placed RB T.J. Logan (wrist) on injured reserve and signed LB Bryson Albright and LB Obum Gwachum to the practice squad
- Sun. Sep. 3** Re-signed WR Carlton Agudosi, G Dorian Johnson, CB Ryan Lewis, S/CB Harlan Miller, TE Ricky Seals-Jones, RB James Summers, DT Pasoni Tasini and LB Scooby Wright III to the practice squad
- Sat., Sep. 2** Placed WR Aaron Dobson (hamstring) on injured reserve, waived/injured DT Ed Stinson (hamstring) and reached injury settlements with LB Tre'Von Johnson (concussion) and LB Jarvis Jones (back). Released WR Carlton Agudosi, DT Peli Anau, LB Alex Bazzie, LB Cap Capi, CB Jarell Carter, TE Gerald Christian, S Ironhead Gallon, LB Zaviar Gooden, CB Gump Hayes, WR Krishawn Hogan, WR Chris Hubert, RB Chris Johnson, G Dorian Johnson, G Kaleb Johnson, QB Trevor Knight, LB Ryan Langford, P Richie Leone, CB Ryan Lewis, T Jonathan McLaughlin, CB/S Harlan Miller, DT David Moala, T Givens Price, WR Jeremy Ross, TE Ricky Seals-Jones, CB Sojourn Shelton, RB James Summers, DT Pasoni Tasini, G Cole Toner, TE Hakeem Valles, LB Terence Waugh, LB Scooby Wright III
- Fri., Sep. 1** Traded C/G Tony Bergstrom to Baltimore for a conditional seventh-round selection in the 2018 NFL Draft
- Thu., Aug. 24** Released CB Daniel Gray
- Tue., Aug. 22** Activated \$LB Deone Bucannon (ankle) from the PUP list
- Thu., Aug. 17** Signed LB Ryan Langford and waived WR Marquis Bundy
- Sat., Aug. 5** Signed LB Josh Byner and LB Terence Waugh, waived WR Larry Clark and waived/injured LB Gabe Martin (achilles)
- Tue., Aug. 1** Signed DT Peli Anau and DT David Moala and reached an injury settlement with CB Elie Bouka (ankle)
- Mon., July 31** Signed CB Jarell Carter and waived/injured LB Alani Fua (knee) and CB Ronald Zamort (knee)
- Sun., July 30** Agreed to terms with CB Tramon Williams on a one-year contract
- Thu., July 27** Signed LB Philip Wheeler and TE Gerald Christian to one-year contracts, released TE Steven Wroblewski and reached injury settlements with CB Jumal Rolle and LB Tevin Floyd
- Sat., July 22** Signed LB Tevin Floyd and released C Lucas Crowley
- Fri., July 21** Placed \$LB Deone Bucannon (ankle) on PUP and LB Jarvis Jones (quad) on NFI
- Thu., July 20** Re-signed RB Chris Johnson to a one-year contract
- Thu., June 8** Signed LB Haason Reddick (first round) to a four-year contract
- Tue., June 6** Re-signed WR Chris Hubert and signed LB Alex Bazzie and CB Daniel Gray. Waived LB Mikey Bart
- Fri., June 2** Released QB Zac Dysert, S Drico Johnson and S Cyril Noland-Lewis
- Thu., May 25** Signed S Budda Baker (second round) to a four-year contract
- Fri., May 19** Signed G Dorian Johnson (fourth round) to a four-year contract
- Thu., May 18** Signed WR Chad Williams (third round) to a four-year contract
- Wed., May 17** Signed LB Mikey Bart and waived/left squad DT Collin Bevins
- Tue., May 16** Hired Terry Allen as the Bill Bidwill Fellowship/RB's coach
- Mon., May 15** Signed WR Larry Clark
- Sat., May 13** Signed T Will Holden (5th round), RB T.J. Logan (5th round), and CB Rudy Ford (6th round) to four-year contracts
- Thu., May 11** Released LB Daryl Washington and S Christian Bryant. Signed QB Blaine Gabbert to a one-year contract
- Wed., May 10** Released WR Harvey Binford, WR Marvin Hall, CB/S Trevon Hartfield and WR Chris Hubert
- Tue., May 9** Signed CB Jumal Rolle to a one-year contract
- Wed., May 3** Signed C/G Tony Bergstrom to a one-year contract
- Tue., May 2** Agreed to terms with 17 rookie free agents: WR Carlton Agudosi, DT Collin Bevins, C Lucas Crowley, S Ironhead Gallon, CB Gump Hayes, WR Krishawn Hogan, S Drico Johnson, LB Tre'Von Johnson, QB Trevor Knight, CB Ryan Lewis, T Jonathan McLaughlin, S Cyril Noland-Lewis, TE Ricky Seals-Jones, CB Sojourn Shelton, RB James Summers, DT Pasoni Tasini, TE Steven Wroblewski. Released CB Brian Dixon
- Tue., Apr. 18** DT Olsen Pierre and G/T John Wetzel signed their one-year contract tenders for the 2017 season
- Wed., Mar. 29** Signed WR Harvey Binford
- Fri., Mar. 17** Re-signed DT Frostee Rucker to a one-year contract
- Tue., Mar. 14** Signed LB Jarvis Jones to a one-year contract
- Mon., Mar. 13** Re-signed RB Andre Ellington to a one-year contract
- Fri., Mar. 10** Agreed to terms with LB Chandler Jones (five years), LB Karlos Dansby (one year) and K Phil Dawson (two years)
- Thu., Mar. 9** Agreed to terms with S Antoine Bethea (three years) and C A.Q. Shipley (two years)
- Tue., Mar. 7** Agreed to terms on a four-year contract with TE Jermaine Gresham. Re-signed QB Zac Dysert to a one-year contract and extended tender offers to exclusive rights free agents DT Olsen Pierre and G/T John Wetzel

ARIZONA CARDINALS 2017 TRANSACTIONS (CONTINUED)

- Mon., Feb. 27** Re-signed WR Jeremy Ross and LB Gabe Martin to one-year contracts. Placed the non-exclusive franchise tag on LB Chandler Jones
- Fri., Jan. 27** Freddie Kitchens switches from quarterbacks coach to running backs coach and Byron Leftwich hired as quarterbacks coach
- Thu., Jan. 12** Re-signed DT Josh Mauro to a two-year contract
- Thu., Jan. 5** Signed WR Aaron Dobson and P Richie Leone to future contracts for the 2017 season
- Tue., Jan. 3** Re-signed LB Cap Capi, WR Marvin Hall, WR Chris Hubert, G Kaleb Johnson, C/G Daniel Munyer, RB Elijhaa Penny, and RB Ronald Zamort to future contracts for the 2017 season



ARIZONA CARDINALS 2017 TEAM STATS

Won 0, Lost 1

9/10/2017 L 23- 35 at Detroit Lions

	Arizona	Opponent						
Total First Downs	24	19						
Rushing	4	3						
Passing	15	15						
Penalty	5	1						
3rd Down: Made/Att	6/15	8/16						
3rd Down Pct.	40.0%	50.0%						
4th Down: Made/Att	1/1	0/1						
4th Down Pct.	100.0%	0.0%						
Possession Avg.	26:40	33:20						
Total Net Yards	309	367						
Avg. Per Game	309.0	367.0						
Total Plays	67	69						
Avg. Per Play	4.6	5.3						
Net Yards Rushing	45	82						
Avg. Per Game	45.0	82.0						
Total Rushes	18	27						
Net Yards Passing	264	285						
Avg. Per Game	264.0	285.0						
Sacked/Yards Lost	1/5	1/7						
Gross Yards	269	292						
Attempts/Completions	48/27	41/29						
Completion Pct.	56.3%	70.7%						
Had Intercepted	3	1						
Punts/Average	4/46.0	5/37.8						
Net Punting Avg.	34.0	37.8						
Penalties/Yards	6/55	10/100						
Fumbles/Ball Lost	2/1	1/0						
Touchdowns	3	5						
Rushing	1	0						
Passing	1	4						
Returns	1	1						
Score By Periods	Q1	Q2	Q3	Q4	OT	Pts		
Team	10	0	7	6	0	23		
Opponents	0	9	6	20	0	35		
Scoring	TD	Ru	Pa	Rt	PAT	FG	2Pt	Pts
J.Bethel	1	0	0	1	0/0	0/0	0	6
K.Williams	1	1	0	0	0/0	0/0	0	6
J.Nelson	1	0	1	0	0/0	0/0	0	6
P.Dawson	0	0	0	0	2/2	1/2	0	5
Team	3	1	1	1	2/2	1/2	0	23
Opponents	5	0	4	1	2/2	1/1	0	35
2-Pt. Conversions: Team 0/ 1, Opponents: 0/ 3								
Sacks: C.Jones 1.0 Team: 1.0, Opponents: 1.0								

Rushing	No.	Yds	Avg	Long	TD
D.Johnson	11	23	2.1	6	0
K.Williams	5	10	2.0	4	1
J.Brown	1	10	10.0	10	0
C.Palmer	1	2	2.0	2	0
Team	18	45	2.5	10	1
Opponents	27	82	3.0	15	0

Receiving	No.	Yds	Avg	Long	TD
L.Fitzgerald	6	74	12.3	33	0
D.Johnson	6	68	11.3	24	0
J.Nelson	5	43	8.6	14	1
J.Brown	4	32	8.0	12	0
J.Gresham	3	15	5.0	11	0
A.Ellington	2	35	17.5	24	0
K.Williams	1	2	2.0	2	0
T.Niklas	0	0	0	0	0
Team	27	269	10.0	33	1
Opponents	29	292	10.1	45t	4

Interceptions	No.	Yds	Avg	Long	TD
J.Bethel	1	82	82.0	82t	1
Team	1	82	82.0	82t	1
Opponents	3	83	27.7	35t	1

Punting	No	Yds	Avg	Net	TB	In	Lg	B
A.Lee	4	184	46.0	34.0	0	0	57	0
Team	4	184	46.0	34.0	0	0	57	0
Opponents	5	189	37.8	37.8	0	1	50	0

Punt Returns	Ret	FC	Yds	Avg	Long	TD
K.Williams	1	2	0	0.0	0	0
Team	1	2	0	0.0	0	0
Opponents	3	0	48	16.0	24	0

Kickoff Returns	No.	Yds	Avg	Long	TD
K.Williams	2	46	23.0	23	0
Team	2	46	23.0	23	0
Opponents	3	49	16.3	18	0

Field Goals	1-19	20-29	30-39	40-49	50+
P.Dawson	0/ 0	1/ 1	0/ 1	0/ 0	0/ 0
Team	0/ 0	1/ 1	0/ 1	0/ 0	0/ 0
Opponents	0/ 0	0/ 0	0/ 0	0/ 0	1/ 1

Fumbles Lost: Da.Johnson 1 **Total: 1**
Opponent Fumble Recoveries

Passing	Att	Cmp	Yds	Cmp%	Yds/Att	TD	TD%	Int	Int%	Long	Sack	Lost	Rating
C.Palmer	48	27	269	56.3%	5.6	1	2.1%	3	6.3%	33	1/	5	53.2
Team	48	27	269	56.3%	5.6	1	2.1%	3	6.3%	33	1/	5	53.2
Opponents	41	29	292	70.7%	7.1	4	9.8%	1	2.4%	45t	1/	7	113.1



ARIZONA CARDINALS 2017 DEFENSIVE STATISTICS

(BASED ON COACHES FILM REVIEW)

Name	TT	UT	AT	TFL	Sacks/Yds	INT	PD	FF	FR	QB QB		SPECIAL TEAMS					
										PRS	HITS	TT	UT	AT	FF	FR	BP/K
Haason Reddick	10	7	3	2	-	-	-	-	-	2	1	-	-	-	-	-	-
Tyvon Branch	9	8	1	-	-	-	1	-	-	-	-	1	1	-	-	-	-
Karlos Dansby	9	7	2	1	-	-	-	-	-	-	-	-	-	-	-	-	-
Antoine Bethea	5	4	1	-	-	-	1	-	-	-	-	-	-	-	-	-	-
Josh Bynes	4	3	1	-	-	-	-	-	-	-	1	-	-	-	-	-	-
Justin Bethel	4	4	-	-	-	1	2	-	-	-	-	-	-	-	-	-	-
Chandler Jones	4	3	1	3	1/7	-	-	-	-	2	2	-	-	-	-	-	-
Josh Mauro	4	3	1	-	-	-	-	-	-	-	-	-	-	-	-	-	-
Frostee Rucker	4	4	-	2	-	-	1	-	-	2	1	-	-	-	-	-	-
Tyrann Mathieu	3	2	1	-	-	-	-	-	-	-	-	-	-	-	-	-	-
Corey Peters	3	3	-	1	-	-	-	-	-	4	1	-	-	-	-	-	-
Markus Golden	2	1	1	-	-	-	-	-	-	1	-	-	-	-	-	-	-
Xavier Williams	1	1	-	-	-	-	-	-	-	1	-	-	-	-	-	-	-
Olsen Pierre	1	-	1	-	-	-	-	-	-	-	-	-	-	-	-	-	-
Rodney Gunter	-	-	-	-	-	-	-	-	-	1	-	-	-	-	-	-	-
Patrick Peterson	-	-	-	-	-	-	1	-	-	-	-	-	-	-	-	-	-
Elijhaa Penny	-	-	-	-	-	-	-	-	-	-	-	3	3	-	-	-	-
Rudy Ford	-	-	-	-	-	-	-	-	-	-	-	1	1	-	-	-	-
Ifeanyi Momah	-	-	-	-	-	-	-	-	-	-	-	1	1	-	-	-	-
Brandon Williams	-	-	-	-	-	-	-	-	-	-	-	1	-	1	-	-	-
Budda Baker	-	-	-	-	-	-	-	-	-	-	-	1	-	1	-	-	-

Miscellaneous:

Justin Bethel: 82-yard interception return for a TD @ Detroit, September 10



REGULAR SEASON THE LAST TIME

RUSHING

200 Yards Rushing

By Cardinals: 228, Beanie Wells at St. Louis, Nov. 27, 2011 (27 att., TD)
By Opponent: 228, Clinton Portis at Denver, Dec. 29, 2002 (24 att., 2 TD)

150 Yards Rushing

By Cardinals: 157, David Johnson at San Francisco, Oct. 6, 2016 (27 att., 2 TDs)
By Opponent: 153, Adrian Peterson at Minnesota, Oct. 21, 2012 (23 att., TD)

100 Yards Rushing

By Cardinals: 103, David Johnson at Minnesota, Nov. 20, 2016 (22 att., TD)
By Opponent: 110, LeSean McCoy at Buffalo, Sept. 25, 2016 (17 att., 2 TDs)

Two 100-Yard Rushers

By Cardinals: 126 yards, Ottis Anderson/102 yards, Wayne Morris at New Orleans, Oct. 5, 1980
By Opponent: 128 yards, Marshawn Lynch/108 yards, Robert Turbin at Seattle, Dec. 9, 2012

Three Rushing Touchdowns

By Cardinals: David Johnson at Seattle, Dec. 24, 2016 (2, 1, 1 yard)
By Opponent: Marshawn Lynch at Seattle, Dec. 9, 2012 (20, 4, 33 yards)

Two Rushing Touchdowns

By Cardinals: David Johnson (3) at Seattle, Dec. 24, 2016 (2, 1, 1 yard)
By Opponent: Tim Hightower vs. New Orleans, Dec. 18, 2016 (3, 2 yards)

PASSING

500 Yards Passing

By Cardinals: 522 by Boomer Esiason at Washington, Nov. 10, 1996-OT (35 comp., 59 att.)
By Opponent: Never happened

400 Yards Passing

By Cardinals: 421 by Carson Palmer at Pittsburgh, Oct. 18, 2015 (29 comp., 45 att.)
By Opponent: 411 by Nick Foles vs. Philadelphia, Oct. 26, 2014 (36 comp., 62 att.)

300 Yards Passing

By Cardinals: 318 by Carson Palmer vs. New Orleans, Dec. 18, 2016 (28 comp., 40 att.)
By Opponent: 350 by Russell Wilson at Seattle, Dec. 24, 2016 (29 comp., 45 att.)

Six Touchdown Passes

By Cardinals: Charley Johnson vs. New Orleans, Nov. 2, 1969 (32, 14, 28, 31, 26, 14 yards)
By Opponent: Brett Favre at NY Jets, Sept. 28, 2008 (12, 34, 2, 17, 40, 24 yards)

Five Touchdown Passes

By Cardinals: Kurt Warner at Chicago, Nov. 8, 2009 (11, 6, 17, 15, 4 yards)
By Opponent: Brett Favre (6) at NY Jets, Sept. 28, 2008 (12, 34, 2, 17, 40, 24 yards)

Four Touchdown Passes

By Cardinals: Carson Palmer vs. Cincinnati, Nov. 22, 2015 (18, 64, 18, 16 yards)
By Opponent: Matthew Stafford at Detroit, Sept. 10, 2017 (6, 7, 10, 45 yards)

Three Touchdown Passes

By Cardinals: Carson Palmer at Los Angeles, Jan. 1, 2017 (4, 37, 5 yards)
By Opponent: Matthew Stafford (4) at Detroit, Sept. 10, 2017 (6, 7, 10, 45 yards)

RECEIVING

200 Yards Receiving

By Cardinals: 217, Anquan Boldin at Detroit, Sept. 7, 2003 (10 receptions, 2 TDs)
By Opponent: 226, Demaryius Thomas at Denver, Oct. 5, 2014 (8 rec., 2 TDs)

150 Yards Receiving

By Cardinals: 196, John Brown at Pittsburgh, Oct. 18, 2015 (10 rec.)
By Opponent: 171, Doug Baldwin at Seattle, Dec. 24, 2016 (13 rec., TD)

100 Yards Receiving

By Cardinals: 132, J.J. Nelson at Seattle, Dec. 24, 2016 (3 rec., TD)
By Opponent: 107, Golden Tate at Detroit, Sept. 10, 2017 (10 rec.)

Two 100-Yard Receivers

By Cardinals: 133, Larry Fitzgerald (12 rec.), 101, Michael Floyd (5 rec.) vs. San Francisco, Nov. 13, 2016

By Opponent: 139, Luke Willson (3 rec., 2 TD), 113, Doug Baldwin (7 rec.), vs. Seattle, Dec. 21, 2014

Four Receiving Touchdowns

By Cardinals: Roy Green vs. Seattle, Nov. 13, 1983 (15, 23, 7, 63 yards)

By Opponent: Earnest Gray vs. NY Giants, Sept. 7, 1980 (10, 37, 42, 20 yards)

Three Receiving Touchdowns

By Cardinals: Larry Fitzgerald at Chicago, Sept. 20, 2015 (8, 28, 9 yards)

By Opponent: Greg Olsen at Chicago, Nov. 8, 2009 (33, 3, 20 yards)

Two Receiving Touchdowns

By Cardinals: J.J. Nelson at Carolina, Oct. 30, 2016 (5, 4 yards)

By Opponent: Kenny Golladay at Detroit, Sept. 10, 2017 (10, 45 yards)

10 or More Receptions in a Game

By Cardinals: Larry Fitzgerald (10 for 78 yards) vs. Washington, Dec. 4, 2016

By Opponent: Golden Tate (10 for 107 yards) at Detroit, Sep. 10, 2017

COMBOS

100-Yard Rusher/100-Yard Receiver

By Cardinals: Chris Johnson, 109 yards rushing/Michael Floyd, 106 yards receiving at Cleveland, Nov. 1, 2015

By Opponent: Marshawn Lynch, 113 yards rushing/Luke Willson, 139 yards receiving/Doug Baldwin, 113 yards receiving vs. Seattle, Dec. 21, 2014

100-Yard Rusher/Two 100-Yard Receivers

By Cardinals: Johnny Johnson, 103 yards rushing/Ernie Jones, 117 yards receiving/Roy Green, 120 yards receiving vs. Green Bay, Nov. 18, 1990

By Opponent: Marshawn Lynch, 113 yards rushing/Luke Willson, 139 yards receiving/Doug Baldwin, 113 yards receiving vs. Seattle, Dec. 21, 2014

100-Yard Rusher/100-Yard Receiver/300-Yard Passer

By Cardinals: Chris Johnson, 109 yards rushing/Michael Floyd, 106 yards receiving/Carson Palmer 374 yards passing at Cleveland, Nov. 1, 2015

By Opponent: Marshawn Lynch, 113 yards rushing/Luke Willson, 139 yards receiving/Doug Baldwin, 113 yards receiving/Russell Wilson, 339 yards passing vs. Seattle, Dec. 21, 2014

Two 100-Yard Receivers/300-Yard Passer

By Cardinals: Larry Fitzgerald, 133; Michael Floyd, 101; Carson Palmer, 376, vs. San Francisco, Nov. 13, 2016

By Opponent: Luke Willson, 139; Doug Baldwin, 113; Russell Wilson, 339, vs. Seattle, Dec. 21, 2014

SCORING

Four Total Touchdowns

By Cardinals: Ronald Moore vs. LA Rams, Dec. 5, 1993 (4 rush)

By Opponent: Brian Westbrook at Philadelphia, Nov. 27, 2008 (2 rush, 2 rec.)

Three Total Touchdowns

By Cardinals: David Johnson at Seattle, Dec. 24, 2016 (3 rush)

By Opponent: Marshawn Lynch at Seattle, Dec. 9, 2012 (3 rush)

Two-Point Conversion

By Cardinals: John Carlson reception vs. Kansas City, Dec. 7, 2014

By Opponent: Marcel Reece reception at Seattle, Dec. 24, 2016

Safety

By Cardinals: Calais Campbell sacked Blaine Gabbert in end zone at San Francisco, Oct. 6, 2016

By Opponent: Corey Lemonier sacked Carson Palmer in end zone at San Francisco, Oct. 13, 2013

KICKING

Six Field Goals

By Cardinals: Neil Rackers vs. San Francisco, Oct. 2, 2005 (40, 45, 48, 23, 43, 24 yards)

By Opponent: Never happened

Five Field Goals

By Cardinals: Chandler Catanzaro vs. St. Louis, Oct. 4, 2015 (21, 27, 42, 38, 29 yards)

By Opponent: Matt Bryant at Atlanta, Nov. 30, 2014 (20, 23, 21, 45, 28 yards)

Four Field Goals

By Cardinals: Chandler Catanzaro (5) vs. St. Louis, Oct. 4, 2015 (21, 27, 42, 38, 29 yards)

By Opponent: Chris Boswell at Pittsburgh, Oct. 18, 2015 (47, 48, 51, 28 yards)

Three Field Goals

By Cardinals: Chandler Catanzaro at Los Angeles, Jan. 1, 2017 (32, 34, 47 yards)

By Opponent: Dustin Hopkins vs. Washington, Dec. 4, 2016 (47, 20, 53 yards)

Missed Point-After-Touchdown

By Cardinals: Chandler Catanzaro vs. New Orleans, Dec. 18, 2016 (wide left)

By Opponent: Steven Hauschka at Seattle, Dec. 24, 2016 (wide left)

Blocked Punt

By Cardinals: Quentin Groves at New England, Sept. 16, 2012 (Zoltan Mesko punt)

By Opponent: Chase Reynolds at Los Angeles, Jan. 1, 2017 (Matt Wile punt)

Blocked Punt Return For Touchdown

By Cardinals: Monty Beisel (Sean Morey block) vs. Dallas, Oct. 12, 2008, three yards (Mat McBriar punt)

By Opponent: DeDe Dorsey (DeDe Dorsey block) at Cincinnati, Nov. 18, 2007, 19 yards (Mike Barr punt)

Blocked Field Goal Attempt

By Cardinals: Rodney Gunter at Seattle, Dec. 24, 2016 (Steven Hauschka 45-yard attempt)

By Opponent: Bobby Wagner vs. Seattle, Oct. 23, 2016 (Chandler Catanzaro 39-yard attempt)

Blocked Field Goal Attempt For Touchdown

By Cardinals: Justin Bethel (Adrian Wilson block) vs. Chicago, Dec. 23, 2012, 82 yards (Olindo Mare kick)

By Opponent: Mike Bass (Verlon Biggs block) at Washington, Sept. 24, 1972, 32 yards (Jim Bakken kick)

RETURNS

Punt Return For Touchdown

By Cardinals: Ted Ginn, Jr. at NY Giants, Sept. 14, 2014, 71 yards (Steve Weatherford punt)

By Opponent: Nick Miller at St. Louis, Nov. 27, 2011, 88 yards (Dave Zastudil punt)

Kickoff Return For Touchdown

By Cardinals: David Johnson at Chicago, Sept. 20, 2015, 108 yards (Robbie Gould kickoff)

By Opponent: Cordarrelle Patterson at Minnesota, Nov. 20, 2016, 104 yards (Chandler Catanzaro kickoff)

Interception Return For Touchdown

By Cardinals: Justin Bethel at Detroit, Sept. 10, 2017 (82 yards, Matthew Stafford pass)

By Opponent: Miles Killebrew at Detroit, Sept. 10, 2017 (35 yards, Carson Palmer pass)

Fumble Return For Touchdown

By Cardinals: Calais Campbell vs. New Orleans, Dec. 18, 2016, 53 yards (Drew Brees fumble)

By Opponent: Thomas Davis at Carolina, Oct. 30, 2016, 46 yards (Carson Palmer fumble)

DEFENSE

Four Interceptions

By Cardinals: Kwamie Lassiter vs. San Diego, Dec. 27, 1998

By Opponent: Never happened

Three Interceptions

By Cardinals: Antrel Rolle at Cincinnati, Nov. 18, 2007

By Opponent: Marcus Trufant at Seattle, Dec. 9, 2007

Two Interceptions

By Cardinals: Marcus Cooper vs. Tampa Bay, Sept. 18, 2016

By Opponent: Xavier Rhodes at Minnesota, Nov. 20, 2016

Two Interceptions By Teammates

By Cardinals: At Washington, Oct. 16, 1994 (Aeneas Williams and James Williams)

By Opponent: At Seattle, Dec. 9, 2012 (Richard Sherman and Bobby Wagner)

Four Quarterback Sacks

By Cardinals: Bertrand Berry vs. NY Giants, Nov. 14, 2004

By Opponent: Cameron Wake (4.5) vs. Miami, Sept. 30, 2012

Three Quarterback Sacks

By Cardinals: Dwight Freeney vs. Green Bay, Dec. 27, 2015

By Opponent: Stat Lotulelei at Carolina, Oct. 30, 2016

Two QB Sacks By Teammates

By Cardinals: at San Francisco, Oct. 6, 2016
(Markus Golden 2.0, Calais Campbell 2.0)
By Opponent: at Philadelphia, Dec. 1, 2013
(Brandon Graham and Trent Cole)

Two Opponent Fumble Recoveries

By Cardinals: Jerraud Powers vs. Green Bay,
Dec. 27, 2015
By Opponent: J.J. Watt vs. Houston, Nov. 10,
2013

TEAM SCORING**50 Points Scored By Team**

By Cardinals: St. Louis 56 at Minnesota 14, Oct.
6, 1963
By Opponent: At Seattle 58, Arizona 0, Dec. 9,
2012

40 Points Scored

By Cardinals: New Orleans 48, At Arizona 41,
Dec. 18, 2016
By Opponent: Arizona 44, At Los Angeles 6, Jan.
1, 2017

20 First-Quarter Points

By Cardinals: 21 vs. San Francisco, Sept. 10,
2006
By Opponent: 28 at Minnesota, Oct. 9, 2011

20 Second-Quarter Points

By Cardinals: 24 vs. Tampa Bay, Sept. 18, 2016
By Opponent: 20 vs. Seattle, Jan. 3, 2016

20 Third-Quarter Points

By Cardinals: 21 vs. Green Bay, Dec. 27, 2015
By Opponent: 21 at San Francisco, Jan. 2, 2011

20 Fourth-Quarter Points

By Cardinals: 20 at Seattle, Dec. 24, 2016
By Opponent: 20 at Detroit, Sept. 10, 2017

30 One-Half Points

By Cardinals: 31 in first half vs. San Francisco,
Sept. 27, 2015
By Opponent: 30 in first half vs. Seattle, Jan. 3,
2016

Score Touchdown In Each Quarter

By Cardinals: vs. New Orleans, Dec. 18, 2016 (7,
13, 7, 14 points)
By Opponent: at Atlanta, Nov. 27, 2016 (7, 10, 7,
14 points)

OFFENSE**500 Yards Total Offense**

By Cardinals: 524 at St. Louis, Dec. 6, 2015
By Opponent: 596 vs. Seattle, Dec. 21, 2014

No Sacks/No Interceptions Allowed

By Cardinals: vs. NY Jets, Oct. 17, 2016
By Opponent: at Kansas City, Nov. 21, 2010

DEFENSE**Shutout**

By Cardinals: At Arizona 19, NY Giants 0, Dec.
12, 1992
By Opponent: At Seattle 58, Cardinals 0, Dec.
9, 2012

Shutout At Home

By Cardinals: Cardinals 19, NY Giants 0, Dec.
12, 1992
By Opponent: At Seattle 58, Cardinals 0, Dec.
9, 2012

Shutout On The Road

By Cardinals: Cardinals 38, at Dallas 0, Nov.
16, 1970
By Opponent: Vs. Seattle, 38, Cardinals 0,
Sept. 14, 2003

MISCELLANEOUS**Overtime Win At Home**

By Cardinals: Sept. 30, 2012 vs. Miami, 24-21
By Opponent: Oct. 14, 2012 vs. Buffalo, 19-16

Overtime Win On The Road

By Cardinals: Dec. 15, 2013 at Tennessee, 37-
34
By Opponent: Nov. 7, 2010 at Minnesota, 27-
24

10 Or More Penalties

By Cardinals: 10, at Carolina, Oct. 30, 2016 (88
yards)
By Opponent: 10, at Detroit, Sep. 10, 2017
(100 yards)

Tie Game

By Cardinals: Oct. 23, 2016 vs. Seattle, 6-6

Over 40:00 Time of Possession (Non-OT)

By Cardinals: 42:50 at Seattle, Oct. 18, 2009
By Opponent: 44:16 at San Francisco, Nov. 20,
2011



ARIZONA CARDINALS 2017 PARTICIPATION

No.	Player	at Detroit	at Indianapolis	Dallas	San Francisco	at Philadelphia	Tampa Bay	at LA Rams (UK)	at San Fran	Seattle	at Houston	Jacksonville	LA Rams	Tennessee	at Washington	NY Giants	at Seattle	GP/GS/DNP/IA
		1	2	3	4	5	6	7	8	9	10	11	12	13	14	15	16	Total
19	Agudosi, Carlton	PS																N/A
54	Albright, Bryson	PS																N/A
36	Baker, Budda	P																1-0-0-0
41	Bethea, Antoine	P																1-0-0-0
28	Bethel, Justin	CB																1-1-0-0
70	Boehm, Evan	RG																1-1-0-0
75	Boone, Alex	P																1-0-0-0
27	Branch, Tyvon	SS																1-1-0-0
46	Brewer, Aaron	P																1-0-0-0
13	Brown, Jaron	WR																1-1-0-0
12	Brown, John	WR																1-1-0-0
20	Bucannon, Deone	IAJ																0-0-0-1
57	Bynes, Josh	P																1-0-0-0
56	Dansby, Karlos	ILB																1-1-0-0
4	Dawson, Phil	P																1-0-0-0
38	Ellington, Andre	P																1-0-0-0
11	Fitzgerald, Larry	WR																1-1-0-0
30	Ford, Rudy	P																1-0-0-0
37	Foster, D.J.	-																0-0-0-0
59	Fua, Alani	IR																N/A
7	Gabbert, Blaine	IA																0-0-0-1
10	Golden, Brittan	P																1-0-0-0
44	Golden, Markus	WILL																1-1-0-0
84	Gresham, Jermaine	TE																1-1-0-0
95	Gunter, Rodney	P																1-0-0-0
51	Gwacham, Obum	PS																N/A
69	Holden, Will	IA																0-0-0-1
74	Humphries, D.J.	LT																1-1-0-0
76	Iupati, Mike	LG																1-1-0-0
71	John, Ulrick	IA																0-0-0-1
23	Johnson, Chris	-																0-0-0-0
31	Johnson, David	RB																1-1-0-0
64	Johnson, Dorian	PS																N/A
55	Jones, Chandler	SAM																1-1-0-0
2	Lee, Andy	P																1-0-0-0
37	Lewis, Ryan	PS																N/A
22	Logan, T.J.	IR																N/A
96	Martin, Kareem	P																1-0-0-0
32	Mathieu, Tyrann	FS																1-1-0-0
97	Mauro, Josh	DL																1-1-0-0
34	Miller, Harlan	PS																N/A
80	Momah, Ifeanyi	P																1-0-0-0
62	Munyer, Daniel	DNP																0-0-1-0
14	Nelson, J.J.	P																1-0-0-0
87	Niklas, Troy	P																1-0-0-0
90	Nkemdiche, Robert	IAJ																0-0-0-1
3	Palmer, Carson	QB																1-1-0-0
35	Penny, Elijah	P																1-0-0-0
98	Peters, Corey	DL																1-1-0-0
21	Peterson, Patrick	CB																1-1-0-0
72	Pierre, Olsen	P																1-0-0-0
78	Price, Givens	-																N/A
43	Reddick, Haason	\$LB																1-1-0-0
92	Rucker, Frostee	DL																1-1-0-0
86	Seals-Jones, Ricky	PS																N/A
53	Shipley, A.Q.	C																1-1-0-0
5	Stanton, Drew	DNP																0-0-1-0
91	Stinson, Ed	IR																N/A
23	Summers, James	PS																N/A
65	Tasini, Pasoni	PS																N/A
68	Veldheer, Jared	RT																1-1-0-0
73	Wetzel, John	P																1-0-0-0
52	Wheeler, Philip	-																0-0-0-0
26	Williams, Brandon	P																1-0-0-0
16	Williams, Chad	IA																0-0-0-1
33	Williams, Kerwynn	P																1-0-0-0
25	Williams, Tramon	P																1-0-0-0
94	Williams, Xavier	P																1-0-0-0
58	Wright III, Scooby	IA																0-0-0-1
29	Zamort, Ronald	IR																N/A

P-Played, Position-Started, INJ-Injured, DNP-Did Not Play, IA-Inactive, IAJ-Inactive/Injured, IR-Injured Reserve, PS-Practice Squad, PUP-Physically Unable to Perform, SUS-Suspension, NFI-Reserve/Non-Football Injury, RE-Roster Exemption



ARIZONA CARDINALS 2017 STARTERS

Opponent, Date	OFFENSE										
	WR	LT	LG	C	RG	RT	TE	WR	QB	RB	WR
at Detroit, Sep. 10	Ja. Brown	Humphries	Iupati	ShIPLEY	Boehm	Veldheer	Gresham	Fitzgerald	Palmer	Johnson	Jo. Brown
at Indianapolis, Sep. 17											
Dallas, Sep. 25											
San Francisco, Oct. 1											
at Philadelphia, Oct. 8											
Tampa Bay, Oct. 15											
at LA Rams (UK), Oct. 22											
at San Fran., Nov. 5											
Seattle, Nov. 9											
at Houston, Nov. 19											
Jacksonville, Nov. 26											
LA Rams, Dec. 3											
Tennessee, Dec. 10											
at Washington, Dec. 17											
NY Giants, Dec. 24											
at Seattle, Dec. 31											

Opponent, Date	DEFENSE										
	DL	DL	DL	SAM	\$LB	ILB	WILL	LCB	RCB	SS	FS
at Detroit, Sep. 10	Mauro	Peters	Rucker	Jones	Reddick	Dansby	Golden	Peterson	Bethel	Branch	Mathieu
at Indianapolis, Sep. 17											
Dallas, Sep. 25											
San Francisco, Oct. 1											
at Philadelphia, Oct. 8											
Tampa Bay, Oct. 15											
at LA Rams (UK), Oct. 22											
at San Fran., Nov. 5											
Seattle, Nov. 9											
at Houston, Nov. 19											
Jacksonville, Nov. 26											
LA Rams, Dec. 3											
Tennessee, Dec. 10											
at Washington, Dec. 17											
NY Giants, Dec. 24											
at Seattle, Dec. 31											

2017 ARIZONA CARDINALS INACTIVES

<u>at Detroit, Sep. 10</u>	<u>at Philadelphia, Oct. 8</u>	<u>Seattle, Nov. 9</u>	<u>Tennessee, Dec. 10</u>
\$LB Deone Bucannon QB Blaine Gabbert G/T Will Holden T Ulrick John DT Robert Nkemdiche WR Chad Williams LB Scooby Wright III			
<u>at Indianapolis, Sep. 17</u>	<u>Tampa Bay, Oct. 15</u>	<u>at Houston, Nov. 19</u>	<u>at Washington, Dec. 17</u>
<u>Dallas, Sep. 25</u>	<u>at LA Rams (UK), Oct. 22</u>	<u>Jacksonville, Nov. 26</u>	<u>NY Giants, Dec. 24</u>
<u>San Francisco, Oct. 1</u>	<u>at San Francisco, Nov. 5</u>	<u>LA Rams, Dec. 3</u>	<u>at Seattle, Dec. 31</u>



ROSTER BY POSITION

No.	Name	Pos.	College	Ht.	Wt.	Age	NFL Exp.
<u>Defensive Line (7)</u>							
95	Rodney Gunter	DL	Delaware State	6-5	305	25	3
97	Josh Mauro	DL	Stanford	6-6	282	26	4
90	Robert Nkemdiche	DL	Mississippi	6-4	296	23	2
98	Corey Peters	DL	Kentucky	6-3	305	29	8
72	Olsen Pierre	DL	Miami	6-5	293	26	1
92	Frostee Rucker	DL	USC	6-3	280	34	12
94	Xavier Williams	DL	Northern Iowa	6-2	309	25	3
<u>Linebackers (8)</u>							
20	Deone Bucannon	\$LB	Washington State	6-1	211	25	4
57	Josh Bynes	LB	Auburn	6-1	235	28	7
56	Karlos Dansby	LB	Auburn	6-4	250	35	14
44	Markus Golden	LB	Missouri	6-3	260	26	3
55	Chandler Jones	LB	Syracuse	6-5	265	27	6
96	Kareem Martin	LB	North Carolina	6-6	272	25	4
43	Haason Reddick	LB	Temple	6-1	235	22	R
52	Philip Wheeler	LB	Georgia Tech	6-2	245	32	10
<u>Cornerbacks (4)</u>							
28	Justin Bethel	CB	Presbyterian	6-0	200	27	6
21	Patrick Peterson	CB	LSU	6-1	203	27	7
26	Brandon Williams	CB	Texas A&M	6-0	200	25	2
25	Tramon Williams	CB	Louisiana Tech	6-0	192	34	11
<u>Safeties (5)</u>							
36	Budda Baker	S	Washington	5-10	195	21	R
41	Antoine Bethea	S	Howard	5-11	206	33	12
27	Tyvon Branch	S	Connecticut	6-0	210	30	10
30	Rudy Ford	S/CB	Auburn	6-0	204	22	R
32	Tyrann Mathieu	S	LSU	5-9	186	25	5
<u>Long Snapper (1)</u>							
46	Aaron Brewer	LS	San Diego State	6-5	232	27	6
<u>Punter (1)</u>							
2	Andy Lee	P	Pittsburgh	6-1	185	35	14
<u>Kicker (1)</u>							
4	Phil Dawson	K	Texas	5-11	200	42	19
<u>Offensive Line (9)</u>							
70	Evan Boehm	G	Missouri	6-3	310	24	2
75	Alex Boone	G	Ohio State	6-8	310	30	8
69	Will Holden	G/T	Vanderbilt	6-7	312	24	R
74	D.J. Humphries	T	Florida	6-5	307	23	3
76	Mike Iupati	G	Idaho	6-5	331	30	8
62	Daniel Munyer	C	Colorado	6-1	305	25	1
53	A.Q. Shipley	C	Penn State	6-1	307	31	6
68	Jared Veldheer	T	Hillsdale	6-8	321	30	8
73	John Wetzel	T/G	Boston College	6-7	328	26	2
<u>Tight Ends (3)</u>							
84	Jermaine Gresham	TE	Oklahoma	6-5	260	29	8
80	Ifeanyi Momah	TE	Boston College	6-7	255	27	3
87	Troy Niklas	TE	Notre Dame	6-6	270	25	4
<u>Running Backs (5)</u>							
38	Andre Ellington	RB	Clemson	5-9	199	28	5
37	D.J. Foster	RB	Arizona State	6-0	195	23	2
23	Chris Johnson	RB	East Carolina	5-11	203	31	10
35	Elijhaa Penny	RB	Idaho	6-2	234	24	1
33	Kerwynn Williams	RB	Utah State	5-8	198	26	4
<u>Wide Receivers (6)</u>							
13	Jaron Brown	WR	Clemson	6-2	205	27	5
12	John Brown	WR	Pittsburg State	5-11	179	27	4
11	Larry Fitzgerald	WR	Pittsburgh	6-3	218	34	14
10	Brittan Golden	WR	West Texas A&M	5-11	186	29	4
14	J.J. Nelson	WR	UAB	5-10	160	25	3
16	Chad Williams	WR	Grambling State	6-1	204	22	R
<u>Quarterbacks (3)</u>							
7	Blaine Gabbert	QB	Missouri	6-4	235	27	7
3	Carson Palmer	QB	USC	6-5	235	37	15
5	Drew Stanton	QB	Michigan State	6-3	243	33	10

2017 ARIZONA CARDINALS – HOW THEY WERE BUILT

	DRAFT	TRADES	WAIVERS	FREE AGENTS
2004	Larry Fitzgerald (1)			
2011	Patrick Peterson (1)			
2012	Justin Bethel (6a)			
2013	Tyrann Mathieu (3) Andre Ellington (6b)	Carson Palmer (Oak)		Jaron Brown (R) Brittan Golden Frostee Rucker Drew Stanton (Ind)
2014	Deone Bucannon (1) Troy Niklas (2) Kareem Martin (3a) John Brown (3b)			Josh Mauro Jared Veldheer (Oak) Kerwynn Williams
2015	D.J. Humphries (1) Markus Golden (2) David Johnson (3) Rodney Gunter (4) J.J. Nelson (5b)			Alana Fua (R) Jermaine Gresham Mike Iupati (SF) Chris Johnson Ifeanyi Momah Corey Peters (Atl) Olsen Pierre A.Q. Shipley John Wetzel Xavier Williams (R)
2016	Robert Nkemdiche (1) Brandon Williams (3) Evan Boehm (4)	Chandler Jones (NE)		Tyvon Branch (KC) Aaron Brewer Daniel Munyer Elijhaa Penny (R) Ronald Zamort (R)
2017	Haason Reddick (1) Budda Baker (2) Chad Williams (3) Will Holden (5a) T.J. Logan (5b) Rudy Ford (6)			Antoine Bethea Alex Boone Josh Bynes Karllos Dansby (Cin) Phil Dawson (SF) Blaine Gabbert D.J. Foster Andy Lee Philip Wheeler Tramon Williams

ARIZONA CARDINALS 2017 DEPTH CHART
AS PREPARED BY TEAM'S MEDIA RELATIONS DEPARTMENT

OFFENSE

WR	11 Larry Fitzgerald	14 J.J. Nelson	<u>16 Chad Williams</u>	
LT	74 D.J. Humphries	73 John Wetzel		
LG	76 Mike Iupati	75 Alex Boone		
C	53 A.Q. Shipley	62 Daniel Munyer		
RG	70 Evan Boehm	75 Alex Boone		
RT	68 Jared Veldheer	<u>69 Will Holden</u>		
TE	87 Troy Niklas	80 Ifeanyi Momah		
WR	13 Jaron Brown	12 John Brown	10 Brittan Golden	
QB	3 Carson Palmer	5 Drew Stanton	7 Blaine Gabbert	
RB	33 Kerwynn Williams	38 Andre Ellington	23 Chris Johnson	35 Elijah Penny 37 D.J. Foster
TE	84 Jermaine Gresham			

DEFENSE

DL	97 Josh Mauro	72 Olsen Pierre	94 Xavier Williams
DL	98 Corey Peters	95 Rodney Gunter	
DL	92 Frostee Rucker	90 Robert Nkemdiche	
SAM	55 Chandler Jones	96 Kareem Martin	
\$LB	20 Deone Bucannon	<u>43 Haason Reddick</u>	
ILB	56 Karlos Dansby	57 Josh Bynes	
WILL	44 Markus Golden	52 Philip Wheeler	
LCB	21 Patrick Peterson	25 Tramont Williams	
RCB	28 Justin Bethel	26 Brandon Williams	
SS	41 Antoine Bethea	27 Tyvon Branch	
FS	32 Tyrann Mathieu	<u>36 Budda Baker</u>	<u>30 Rudy Ford</u>

SPECIALISTS

K	4 Phil Dawson		
P	2 Andy Lee		
LS	46 Aaron Brewer		
H	2 Andy Lee		
KR	33 Kerwynn Williams	10 Brittan Golden	14 J.J. Nelson
PR	33 Kerwynn Williams	21 Patrick Peterson	<u>30 Rudy Ford</u>

NOTE: Rookies are underlined

ARIZONA CARDINALS NUMERIC ROSTER

No.	Name	Pos.	Ht.	Wt.	Age	NFL Exp.	College	How Acquired	2017 GP-GS-DNP-IA
2	Andy Lee	P	6-1	185	35	14	Pittsburgh	FA-17	1-0-0-0
3	Carson Palmer	QB	6-5	235	37	15	USC	TR-13 (Oak)	1-1-0-0
4	Phil Dawson	K	5-11	200	42	19	Texas	UFA-17 (SF)	1-0-0-0
5	Drew Stanton	QB	6-3	243	33	10	Michigan State	UFA-13 (Ind)	0-0-1-0
7	Blaine Gabbert	QB	6-4	235	27	7	Missouri	FA-17	0-0-0-1
10	Brittan Golden	WR	5-11	186	29	4	West Texas A&M	FA-13	1-0-0-0
11	Larry Fitzgerald	WR	6-3	218	34	14	Pittsburgh	D1-04	1-1-0-0
12	John Brown	WR	5-11	179	27	4	Pittsburg State	D3b-14	1-1-0-0
13	Jaron Brown	WR	6-2	205	27	5	Clemson	FA-13	1-1-0-0
14	J.J. Nelson	WR	5-10	160	25	3	UAB	D5b-15	1-0-0-0
16	Chad Williams	WR	6-1	204	22	R	Grambling	D3-17	0-0-0-1
20	Deone Bucannon	\$LB	6-1	211	25	4	Washington State	D1-14	0-0-0-1
21	Patrick Peterson	CB	6-1	203	27	7	LSU	D1-11	1-1-0-0
23	Chris Johnson	RB	5-11	203	31	10	East Carolina	FA-15	0-0-0-0
25	Tramon Williams	CB	6-0	192	34	11	Louisiana Tech	FA-17	1-0-0-0
26	Brandon Williams	CB	6-0	200	25	2	Texas A&M	D3-16	1-0-0-0
27	Tyvon Branch	S	6-0	210	30	10	Connecticut	UFA-16 (KC)	1-1-0-0
28	Justin Bethel	CB	6-0	200	27	6	Presbyterian	D6a-12	1-1-0-0
30	Rudy Ford	S/CB	6-0	204	22	R	Auburn	D6-17	1-0-0-0
32	Tyrann Mathieu	S	5-9	186	25	5	LSU	D3-13	1-1-0-0
33	Kerwynn Williams	RB	5-8	198	26	4	Utah State	FA-14	1-0-0-0
35	Elijhaa Penny	RB	6-2	234	24	1	Idaho	FA-16	1-0-0-0
36	Budda Baker	S	5-10	195	21	R	Washington	D2-17	1-0-0-0
37	D.J. Foster	RB	6-0	195	23	2	Arizona State	FA-17	0-0-0-0
38	Andre Ellington	RB	5-9	199	28	5	Clemson	D6b-13	1-0-0-0
41	Antoine Bethea	S	5-11	206	32	12	Howard	FA-17	1-0-0-0
43	Haason Reddick	LB	6-1	235	22	R	Temple	D1-17	1-1-0-0
44	Markus Golden	LB	6-3	260	26	3	Missouri	D2-15	1-1-0-0
46	Aaron Brewer	LS	6-5	232	27	6	San Diego State	FA-16	1-0-0-0
52	Philip Wheeler	LB	6-2	245	32	10	Georgia Tech	FA-17	0-0-0-0
53	A.Q. Shipley	C	6-1	307	31	6	Penn State	FA-15	1-1-0-0
55	Chandler Jones	LB	6-5	265	27	6	Syracuse	TR-16 (NE)	1-1-0-0
56	Karlos Dansby	LB	6-4	250	35	14	Auburn	UFA-17 (Cin)	1-1-0-0
57	Josh Bynes	LB	6-1	235	28	7	Auburn	FA-17	1-0-0-0
62	Daniel Munyer	C	6-1	305	25	1	Colorado	FA-16	0-0-1-0
68	Jared Veldheer	T	6-8	321	30	8	Hillsdale	UFA-14 (Oak)	1-1-0-0
69	Will Holden	G/T	6-7	312	24	R	Vanderbilt	D5a-17	0-0-0-1
70	Evan Boehm	G	6-3	310	24	2	Missouri	D4-16	1-1-0-0
72	Olsen Pierre	DL	6-5	293	26	1	Miami	FA-15	1-0-0-0
73	John Wetzel	T/G	6-7	328	26	2	Boston College	FA-15	1-0-0-0
74	D.J. Humphries	T	6-5	307	23	3	Florida	D1-15	1-1-0-0
75	Alex Boone	G	6-8	310	30	8	Ohio State	FA-17	1-0-0-0
76	Mike Iupati	G	6-5	331	30	8	Idaho	UFA-15 (SF)	1-1-0-0
80	Ifeanyi Momah	TE	6-7	255	27	3	Boston College	FA-15	1-0-0-0
84	Jermaine Gresham	TE	6-5	260	29	8	Oklahoma	FA-15	1-1-0-0
87	Troy Niklas	TE	6-6	270	24	4	Notre Dame	D2-14	1-0-0-0
90	Robert Nkemdiche	DL	6-4	296	22	2	Mississippi	D1-16	0-0-0-1
92	Frostee Rucker	DL	6-3	280	34	12	USC	FA-13	1-1-0-0
94	Xavier Williams	DL	6-2	309	25	3	Northern Iowa	FA-15	1-0-0-0
95	Rodney Gunter	DL	6-5	305	25	3	Delaware State	D4-15	1-0-0-0
96	Kareem Martin	LB	6-6	272	25	4	North Carolina	D3a-14	1-0-0-0
97	Josh Mauro	DL	6-6	282	26	4	Stanford	FA-14	1-1-0-0
98	Corey Peters	DL	6-3	305	29	8	Kentucky	UFA-15 (Atl)	1-1-0-0

2017 Coaching Staff

Head Coach: **Bruce Arians**

Assistants: **Tom Moore** (Asst. Head Coach/Offense), **James Bettcher** (Defensive Coordinator), **Harold Goodwin** (Offensive Coordinator), **Amos Jones** (Special Teams Coordinator), **Terry Allen** (Bill Bidwill Fellowship/RB's), **Anthony Blevins** (Coaching Asst./Special Teams), **Brentson Buckner** (Defensive Line), **Mike Chiurco** (Defensive Asst./Asst. Defensive Backs), **Rick Christophel** (Tight Ends), **Darryl Drake** (Wide Receivers), **Larry Foote** (Inside Linebackers), **Kevin Garver** (Asst. Wide Receivers), **Steve Heiden** (Asst. Special Teams/Asst. Tight Ends), **Roger Kingdom** (Asst. Strength & Conditioning), **Freddie Kitchens** (Running Backs), **Byron Leftwich** (Quarterbacks), **Buddy Morris** (Strength & Conditioning), **Anthony Piroli** (Asst. Strength & Conditioning), **Tom Pratt** (Pass Rush Specialist), **Nick Rapone** (Defensive Backs), **Kevin Ross** (Cornerbacks), **Bob Sanders** (Linebackers), **Larry Zierlein** (Asst. Offensive Line)

9/12/2017



ARIZONA CARDINALS ALPHA ROSTER

No.	Name	Pos.	Ht.	Wt.	Birthdate	NFL Exp.	College	Hometown
36	Baker, Budda	S	5-10	195	1/10/1996	R	Washington	Bellevue, WA
41	Bethea, Antoine	S	5-11	206	7/27/1984	12	Howard	Newport News, VA
28	Bethel, Justin	CB	6-0	200	6/17/1990	6	Presbyterian	Blythewood, SC
70	Boehm, Evan	G	6-3	310	8/19/1993	2	Missouri	Lee's Summit, MO
75	Boone, Alex	G	6-8	310	5/4/1987	8	Ohio State	Lakewood, OH
27	Branch, Tyvon	S	6-0	210	12/11/1986	10	Connecticut	Syracuse, NY
46	Brewer, Aaron	LS	6-5	232	7/5/1990	6	San Diego State	Fullerton, CA
13	Brown, Jaron	WR	6-2	205	1/8/1990	5	Clemson	Cheraw, SC
12	Brown, John	WR	5-11	179	4/3/1990	4	Pittsburg State	Homestead, FL
20	Bucannon, Deone	\$LB	6-1	211	8/30/1992	4	Washington State	Fairfield, CA
57	Bynes, Josh	LB	6-1	235	8/24/1989	7	Auburn	Lauderdale Lakes, FL
56	Dansby, Karlos	LB	6-4	250	11/3/1981	14	Auburn	Birmingham, AL
4	Dawson, Phil	K	5-11	200	1/23/1975	19	Texas	Dallas, TX
38	Ellington, Andre	RB	5-9	199	2/3/1989	5	Clemson	Moncks Corner, SC
11	Fitzgerald, Larry	WR	6-3	218	8/31/1983	14	Pittsburgh	Minneapolis, MN
30	Ford, Rudy	S/CB	6-0	204	11/1/1994	R	Auburn	Big Cove, AL
37	Foster, D.J.	RB	6-0	195	11/22/1993	2	Arizona State	Scottsdale, AZ
7	Gabbert, Blaine	QB	6-4	235	10/15/1989	7	Missouri	Ballwin, MO
10	Golden, Brittan	WR	5-11	186	7/20/1988	4	West Texas A&M	Denver City, TX
44	Golden, Markus	LB	6-3	260	3/13/1991	3	Missouri	St. Louis, MO
84	Gresham, Jermaine	TE	6-5	260	6/16/1988	8	Oklahoma	Ardmore, OK
95	Gunter, Rodney	DL	6-5	305	1/19/1992	3	Delaware State	Lake Hamilton, FL
69	Holden, Will	G/T	6-7	312	9/14/1993	R	Vanderbilt	Green Cove Springs, FL
74	Humphries, D.J.	T	6-5	307	12/28/1993	3	Florida	Charlotte, NC
76	Iupati, Mike	G	6-5	331	5/12/1987	8	Idaho	Vaitogi, American Samoa
23	Johnson, Chris	RB	5-11	203	9/23/1985	10	East Carolina	Orlando, FL
55	Jones, Chandler	LB	6-5	265	2/27/1990	6	Syracuse	Endicott, NY
2	Lee, Andy	P	6-1	185	8/11/1982	14	Pittsburgh	Westminster, SC
96	Martin, Kareem	LB	6-6	272	2/19/1992	4	North Carolina	Roanoke Rapids, NC
32	Mathieu, Tyrann	S	5-9	186	5/13/1992	5	LSU	New Orleans, LA
97	Mauro, Josh	DL	6-6	282	2/17/1991	4	Stanford	Hurst, TX
80	Momah, Ifeanyi	TE	6-7	255	10/23/1989	3	Boston College	Greenlawn, NY
62	Munyer, Daniel	C	6-1	305	3/4/1992	1	Colorado	Harbor City, CA
14	Nelson, J.J.	WR	5-10	160	4/24/1992	3	UAB	Midfield, AL
87	Niklas, Troy	TE	6-6	270	9/18/1992	4	Notre Dame	Fullerton, CA
90	Nkemdiche, Robert	DL	6-4	296	9/19/1994	2	Mississippi	Loganville, GA
3	Palmer, Carson	QB	6-5	235	12/27/1979	15	USC	Rancho Santa Margarita, CA
35	Penny, Elijah	RB	6-2	234	8/17/1993	1	Idaho	Lakewood, CA
98	Peters, Corey	DL	6-3	305	6/8/1988	8	Kentucky	Louisville, KY
21	Peterson, Patrick	CB	6-1	203	7/11/1990	7	LSU	Pompano Beach, FL
72	Pierre, Olsen	DL	6-5	293	8/27/1991	1	Miami	Rahway, NJ
43	Reddick, Haason	LB	6-1	235	9/22/1994	R	Temple	Camden, NJ
92	Rucker, Froste	DL	6-3	280	9/14/1983	12	USC	Tustin, CA
53	Shiple, A.Q.	C	6-1	307	5/22/1986	6	Penn State	Moon Township, PA
5	Stanton, Drew	QB	6-3	243	5/7/1984	10	Michigan State	Farmington Hills, MI
68	Veldheer, Jared	T	6-8	321	6/14/1987	8	Hillsdale	Grand Rapids, MI
73	Wetzel, John	T/G	6-7	328	7/18/1991	2	Boston College	Pittsburgh, PA
52	Wheeler, Philip	LB	6-2	245	12/12/1984	10	Georgia Tech	Columbus, GA
26	Williams, Brandon	CB	6-0	200	9/9/1992	2	Texas A&M	Brookshire, TX
16	Williams, Chad	WR	6-1	204	10/19/1994	R	Grambling State	Baton Rouge, LA
33	Williams, Kerwynn	RB	5-8	198	6/9/1991	4	Utah State	Las Vegas, NV
25	Williams, Tramon	CB	6-0	192	3/16/1983	11	Louisiana Tech	Houma, LA
94	Williams, Xavier	DL	6-2	309	1/18/1992	3	Northern Iowa	Kansas City, MO

Injured Reserve

No.	Name	Pos.	Ht.	Wt.	Birthdate	NFL Exp.	College	Injury/Date Listed
31	Johnson, David	RB	6-1	224	12/16/1991	3	Northern Iowa	Wrist/September 12
59	Fua, Alani	LB	6-5	234	1/1/1992	3	BYU	Knee/August 1
22	Logan, T.J.	RB	5-10	195	9/3/1994	R	North Carolina	Wrist/September 4
29	Zamort, Ronald	CB	5-10	174	11/10/1991	1	Western Michigan	Knee/August 1


Practice Squad

No.	Name	Pos.	Ht.	Wt.	Birthdate	NFL Exp.	College	Hometown
19	Agudosi, Carlton	WR	6-6	220	2/1/1994	R	Rutgers	Somerset, NJ
54	Albright, Bryson	LB	6-5	235	3/15/1994	1	Miami (OH)	Cincinnati, OH
51	Gwacham, Obum	LB	6-5	246	3/20/1991	3	Oregon State	Onitsha, Nigeria
64	Johnson, Dorian	G	6-5	305	10/21/1994	R	Pittsburgh	Belle Vernon, PA
34	Miller, Harlan	CB/S	6-0	182	6/20/1994	1	SE Louisiana	Kentwood, LA
78	Price, Givens	T	6-4	310	10/3/1994	2	Nebraska	Houston, TX
86	Seals-Jones, Ricky	TE	6-5	243	3/15/1995	R	Texas A&M	Sealy, TX
65	Tasini, Pasoni	DL	6-3	307	5/31/1993	R	Utah	Wailuku, HI



2017

SUPPLEMENTAL BIOS



ALEX BOONE

COLLEGE: Ohio State

HOW ACQUIRED: FA-17

YEARS NFL/CARDINALS: 8/1

HOMETOWN: Lakewood, OH

DOB: May 4, 1987

75 // GUARD // 6-8 // 310

PRO CAREER:

Originally signed with the San Francisco 49ers as a rookie free agent on 9/6/09. Signed with the 49ers on 1/6/10 and re-signed (four-year extension) with the team on 12/8/11. Signed a four-year contract with the Vikings on 3/10/16 and was released on 9/2/17. Signed a one-year contract with the Cardinals on 9/5/17.

2016: Started 14 games for an offensive line that did not allow a sack in five games (tied for most in the NFL) ... started at LG for a unit that did not allow a sack at Ten (9/11) ... started at LG for an O-line that helped total 104 rushing yards and did not allow a sack vs. NYG (10/3) ... started at LG for an O-line that did not allow a sack, helping QB Sam Bradford complete 31 of 37 passes @ Det (11/24).

2015: Started all 13 games in which he played, missing the final three contests after being placed on injured reserve (knee) on 12/26 ... started and helped pave the way for RB Carlos Hyde to compile 168 rushing yards and two TDs vs. Min (9/14).

2014: Played 15 games (14 starts) and helped established a single-game franchise record with 355 rushing yards, the NFL's most since 2007, vs. SD (12/20).

2013: Started all 16 regular season games and three postseason contests, helping the 49ers post a 12-4 mark and advance to the NFC Championship game ... helped compile 494 yards of total offense, including 404 passing yards, vs. GB (9/8) ... helped led three different RBs into the end zone @ StL (9/26) ... started for an O-line that helped total 199 rushing yards on 30 carries (6.6 average) vs. Atl (12/23).

2012: Stepped into the starting lineup for all 16 regular season games and three postseason contests as the 49ers claimed the NFC West title with an 11-4-1 mark, won the NFC Championship and reached Super Bowl XLVII ... part of an O-line that was honored as the 2012 Madden Most Valuable Protectors of the Year ... made first-career start in the season-opener @ GB (9/9), helping RB

Frank Gore rush for 112 yards ... helped total a single-game franchise-record 621 yards of total offense (311 rushing and 310 passing) vs. Buf (10/7), marking the first time an NFL team recorded 300+ rushing and passing yards in a single game.

2011: Played in all 16 regular season games and both playoff contests, helping the 49ers post a 13-3 record and an NFC West title saw action in short-yardage packages and on special teams ... played extensively at LT when starter Joe Staley left the game at Ari (12/11) with a head injury.

2010: Made his NFL debut at LT vs. Ari (1/2/11) ... inactive in the first 15 games.

2009: Spent his rookie season on the 49ers practice squad after being released during final roster cuts.

COLLEGE:

Played 46 games (35 starts) during his four-year (2005-08) career where he earned All-American and first-team All-Big Ten honors as a senior and second-team All-Big Ten recognition as a junior ... helped the Buckeyes compile a 41-8 record, win four Big Ten titles and earn bids to the BCS National Championship games after the 2007 and 2008 seasons.

PERSONAL:

Two-time (2003-04) All-Ohio athlete at St. Edward (Cleveland, OH) High School, where he earned Parade and USA Today All-America accolades ... helped the football team reach a state title game as a junior ... also competed in track and basketball ... majored in History ... active supporter of veterans causes and military charities; visited the Minneapolis Veterans Affairs Medical Center with teammates in November 2016 ... the San Francisco Zoo named a rhinoceros "Boone" in his honor ... trains with with former NFL lineman and fellow Cleveland native LeCharles Bentley during the offseason in Arizona ... has three children with his wife, Dana.

BOONE CAREER STATS

Year	Team	GP/GS
2010	SF	1/0
2011	SF	16/0
2012	SF	16/16
2013	SF	16/16
2014	SF	15/14
2015	SF	13/13
2016	Min	14/14
Total		91/73

BOONE POSTSEASON STATS

Year	Team	GP/GS
2011	SF	2/0
2012	SF	3/3
2013	SF	3/3
Total		8/6



JOSH BYNES

COLLEGE: Auburn

HOW ACQUIRED: FA-17

YEARS NFL/CARDINALS: 7/1

HOMETOWN: Lauderdale Lakes, FL

DOB: August 24, 1989

57 // LINEBACKER // 6-1 // 235

PRO CAREER:

Originally signed by the Baltimore Ravens as a rookie free agent on 7/28/11. Released on 9/3/11 and signed to Baltimore's practice squad on 11/9/11. Elevated to the Ravens active roster on 11/23/11 and released on 11/29/11. Elevated to Baltimore's 53-man roster on 1/14/12 after signing to the practice squad on 12/1/11. Released by the Ravens on 8/31/12 after re-signing with the club on 8/31/12. Promoted to Baltimore's active roster on 12/17/12 after signing to the practice squad on 9/1/12. Re-signed with the Ravens on 4/22/13 and 4/18/14 before being released by the team on 9/2/14. Elevated to the Lions 53-man roster on 9/23/14 after signing to the Ravens practice squad on 9/4/14. Re-signed with Detroit on 3/13/15. Signed with the Lions on 10/25/16 after being released by the team on 9/10/16. Signed with the Cardinals on 8/5/17.

2016: Saw action in nine games (eight starts) and totaled 38 tackles (26 solo) and four passes defended ... returned to the team (10/25) after suffering a knee injury in the pre-season that landed him in injured reserve (9/4) before being released (9/10) ... registered four tackles, one tackle for loss and a pass defended on Thanksgiving Day vs. Min (11/24) ... notched a team-high eight tackles at NO (12/4) ... started at OLB and tallied a team-leading six tackles vs. Chi (12/11) ... started and collected seven tackles in the NFC Wild Card matchup @ Sea (1/7/17).

2015: Competed in all 16 games for the first time in his career and established career highs with 11 starts, 80 tackles (54 solo) and five passes defended, adding a half-sack and forced fumble (both career firsts) ... started for an injured LB DeAndre Levy and led the team with eight tackles @ SD (9/13) ... registered a season-high 10 tackles and one special teams tackle vs. Chi (10/18) ... matched a team high with eight tackles vs. Min (10/25) ... collected eight tackles (team high) at StL (12/13) ... posted five tackles, including a half-sack shared with DT Haloti Ngata that forced a QB Blaine Gabbert fumble, leading to a Detroit TD on the following play, vs. SF (12/27).

2014: Appeared in 13 games and recorded 19 tackles (16 solo), his first-career interception, one fumble recovery and three special teams tackles ... secured an interception and totaled three tackles at Ari (11/16) ... matched a season high with three tackles @ NE (11/23), vs. Chi (11/27) and @ Chi (12/21) ... had one tackle in the NFC Wild Card matchup @ Dal (1/4/15).

2013: Played in 15 games (six starts), posting 41 tackles (19 solo), three passes defended and four special teams tackles ... started and totaled a season-high eight tackles (six solo) @ Den (9/5) ... tallied eight tackles (three solo), including one for loss, vs. Cle (9/15) ... registered eight tackles (four solo) and one special teams tackle @ Buf (9/29) ... notched six tackles (three solo) vs. Pit (11/28).

2012: Saw action in 10 games (three starts) and totaled 31 tackles (18 solo), one pass defended and three special teams tackles after joining the Ravens active roster from its practice squad on 10/17 ... made his first-career start and led the team with a career-high 13 tackles (11 solo), adding one QB hit and one pass defended, vs. Den (12/16) ... started and notched a team-high nine tackles (three solo) @ Cin (12/30) ... competed in all four playoff games and had two special teams tackles, including the final tackle of Super Bowl XLVII on Ted Ginn, Jr.

2011: Played on special teams in one game for the Ravens after being elevated to the active roster from the team's practice squad on 11/29.

COLLEGE:

Appeared in 43 games (35 starts), helping the Tigers win the 2011 BCS National Championship at University of Phoenix Stadium ... totaled 238 tackles, one forced fumble and 12 passes defended during his four-year (2007-10) college career ... earned second-team All-SEC accolades as a senior in 2010 ... collected 104 tackles, one sack, two forced fumbles, one fumble recovery and eight passes defended in 13 games (all starts) as a junior in 2009 ... posted 53 tackles and four passes defended in 12 games (eight starts) as a sophomore in 2008 ... saw action in four games, totaling 10 tackles and one forced fumble as a freshman in 2007.

PERSONAL:

Prepped at Boyd Anderson (Lauderdale Lakes, FL) High School, where he earned Broward County Defensive Player of the Year honors after leading the Cobras a 9-3 record and the second round of the state playoffs in 2006 ... totaled 110 tackles, four forced fumbles, three recoveries and two sacks in eight games as a senior ... graduated with a bachelor's degree in Human Development and Family Studies.

BYNES CAREER STATS

Year	Team	Tackles				Sacks		Interceptions					FR	FF	STT	
		GP/GS	Solo	Asst.	Ttl	Sk	Yds	Int	Yds	Lg	TD	PD				
2011	Bal	1/0	0	0	0	0.0	0	0	0	0	0	0	0	0	0	0
2012	Bal	10/3	18	13	31	0.0	0	0	0	0	0	1	0	0	0	3
2013	Bal	15/6	19	22	41	0.0	0	0	0	0	0	3	0	0	0	4
2014	Det	13/0	16	3	19	0.0	0	1	17	17	0	1	1	0	0	3
2015	Det	16/11	54	26	80	0.5	5.5	0	0	0	0	5	0	1	0	2
2016	Det	9/8	26	12	38	0.0	0	0	0	0	0	4	0	0	0	0
Total		64/28	133	76	209	0.5	5.5	1	17	17	0	14	1	1	12	

Single Game Highs:

Total Tackles: 13, vs. Denver, 12/16/12; **Solo Tackles:** 11, vs. Denver, 12/16/12; **Sacks:** 0.5, vs. San Francisco, 12/27/15; **Interceptions:** 1, @ Arizona, 11/16/14; **Fumble Recoveries:** 1, vs. San Francisco, 12/27/15; **Forced Fumbles:** 1, vs. Miami, 11/9/14; **Passes Defensed:** 2, @ New Orleans, 12/21/15.

BYNES POSTSEASON STATS

Year	Team	Tackles				Sacks		Interceptions					FR	FF	STT	
		GP/GS	Solo	Asst.	Ttl	Sk	Yds	Int	Yds	Lg	TD	PD				
2011	Bal	0/0	0	0	0	0.0	0	0	0	0	0	0	0	0	0	0
2012	Bal	4/0	0	0	0	0.0	0	0	0	0	0	0	0	0	0	2
2014	Det	1/0	1	0	1	0.0	0	0	0	0	0	0	0	0	0	0
2016	Det	1/1	1	6	7	0.0	0	0	0	0	0	0	0	0	0	0
Total		6/1	2	6	8	0.0	0	0	0	0	0	0	0	0	0	2

Postseason Single Game Highs:

Total Tackles: 7, @ Seattle, 1/7/17; **Solo Tackles:** 1, twice, last @ Seattle, 1/7/17.



D.J. FOSTER

COLLEGE: Arizona State

HOW ACQUIRED: FA-17

YEARS NFL/CARDINALS: 2/1

HOMETOWN: Scottsdale, AZ

DOB: November 22, 1992

37 // RUNNING BACK // 6-0 // 195

PRO CAREER:

Originally signed with the New England Patriots as a rookie free agent on 5/6/16. Released on 11/28/16 and signed to the Patriots practice squad on 11/30/16. Elevated to New England's 53-man roster from the practice squad on 12/3/16. Released on 9/2/17 and signed to the Patriots practice squad on 9/3/17. Signed with the Cardinals from New England's practice squad on 9/12/17.

2016: Made the 53-man roster out of training camp as a rookie free agent and recorded seven carries for 24 yards and one reception for two yards in three games for the Patriots ... inactive for 13 regular season games and three postseason contests, including New England's Super Bowl LI victory ... had a seven-yard run and two-yard reception in his NFL debut vs. Mia (9/18).

COLLEGE:

Played 53 games during his four-year career at Arizona State, where he was a two-time All-Pac-12 honoree and 2012 freshman All-American ... totaled 2,355 yards and 18 TDs on 444 carries and 2,458 yards and 14 TDs on 222 receptions ... became the fifth player in NCAA Division I history to rush and receive for more than 2,000 yards ... caught at least one pass in all 53 games, the longest streak in Pac-10/12 history ... converted to WR in 2015 after three seasons at RB.

PERSONAL:

Led Saguardo (Scottsdale, AZ) High School to the Arizona Division III State Championship and set a single-season state record with 60 total touchdowns as a senior in 2011 ... earned national acclaim in Sports Illustrated after totaling 508 yards and 10 TDs (both single-game state records) on 20 carries ... rushed for more than 5,000 yards during his prep career.

FOSTER CAREER STATS

Year	Team	GP/GS	Att	Rushing				Receiving				
				Yds	Avg	Lg	TD	No	Yds	Avg	Lg	TD
2016	NE	3/0	7	24	3.4	7	0	1	2	2.0	2	0
Total		3/0	7	24	3.4	7	0	1	2	2.0	2	0

Single Game Highs:

Rushing Yards: 17, @ Cleveland, 10/9/16; **Rushing Attempts:** 6, @ Cleveland, 10/9/16; **Long Run:** 7, vs. Miami, 9/18/16; **Receptions:** 1, vs. Miami, 9/18/16; **Receiving Yards:** 2, vs. Miami, 9/18/16; **Long Reception:** 2, vs. Miami, 9/18/16.

Additional Statistics:

Kickoff Return: Career: 1-30; **2016:** 1-30.



ANDY LEE

COLLEGE: Pittsburgh

HOW ACQUIRED: FA-17

YEARS NFL/CARDINALS: 14/1

HOMETOWN: Westminster, SC

DOB: August 11, 1982

2 // PUNTER // 6-1 // 185

PRO BOWL SELECTION: 2007, 2009, 2011

NOTE CARDS

- Three-time Pro Bowl (2007, 2009 and 2011) and four-time All-Pro (2007, 2009, 2011 and 2012) selection ranks ninth in NFL history in gross average (46.3), 12th in net average (39.5) and tied for eighth in punts inside the 20-yard line (343).
- Has finished top-10 in gross average among NFL punters 10 of 13 seasons.
- Set Cleveland's single-season franchise records in gross (46.7) and net (40.1) averages.
- Appeared in 176 games over 11 seasons (2004-14) with San Francisco, setting franchise records in punts (941), punting yards (43,468), gross average (46.2), net average (39.5) and punts inside the 20-yard line (300).
- Led the league in gross (50.9) and net (44.0) averages during the 2011 season, setting a single-season NFL record (since broken) for net punting average.
- Led the NFL with 49 punts of 50 or more yards and 42 punts downed inside the 20-yard line (then-NFL record) during the 2007 season.

PRO CAREER:

Originally selected by the San Francisco 49ers in the sixth round (188th overall) of the 2004 NFL Draft. Re-signed with the club on 3/9/07 (six-year contract) and 5/23/12 (six-year extension). Traded to the Cleveland Browns for a 2017 seventh-round pick on 6/6/15. Traded to the Carolina Panthers for a 2018 fourth-round draft pick on 8/29/16. Released by the Panthers on 9/2/17 and signed a two-year contract with the Cardinals on 9/4/17.

2016: Played in nine games and posted a 49.1-yard gross average, 40.4-yard net average, 18 punts inside the 20-yard line, four touchbacks and a franchise-record 76-yarder on 36 punts ... placed on injured reserve on 11/14 after suffering a hamstring injury vs. KC (11/13) ... set single-game team records with a career-best 63.0-yard gross average and a 76-yard punt @ Den (9/8).

2015: Punted 70 times for a 46.7-yard gross average, 40.1-yard net average, 25 punts inside 20-yard line and four touchbacks ... set Browns single-season franchise records in gross and net average ... punted four times with a 51.3 gross average and a 67-yard long punt vs. Oak (9/27) ... dropped three punts inside the Steelers 20-yard line, entering the NFL's all-time top-10 (now has 343) in that category, vs. Pit (11/15).

2014: Averaged 46.8 yards, netted 39.6 yards and landed 28 punts inside the 20-yard line on 72 punts ... averaged more than 50 yards per punt in five games ... dropped four punts inside the 20-yard line and allowed just 12 returns yards on five punts @ StL (10/13) ... punted five times for 272 yards (54.4 average), including a 71-yard season long @ Den (10/19).

2013: Punted 79 times for 3,804 yards, a 48.2-yard gross average, a 41.7-yard net average and 27 inside the 20-yard line ... posted a 60+ yard punt in six games and did not commit more than one touchback in any game during the season ... recorded a 54.7-yard gross average, 52.0-yard net average and two punts downed inside the 20-yard line on a season-high seven punts @ StL (9/26).

2012: First-team All Pro selection led the NFL with a 43.2-yard net average, marking the fourth-highest single-season total in league history ... dropped 36 punts inside the 20-yard line, third-most in the league ... dropped a season-high four punts inside the 20-yard line in three games – vs. Sea (10/18), vs. Chi (11/19) and @ StL (12/2) – not allowing a touchback in any of those contests ... punted five times for a 56.6-yard gross average, 54.0-yard net average and three downed inside the 20-yard line @ NE (12/16).

2011: First-team All-Pro and Pro Bowl selection led the NFL in both gross (50.9) and net (44.0) average, setting a then-single-season league record in net average ... posted single-game franchise records with a 59.6 gross average and a 54.2 net average vs. Sea (9/11) ... punted nine times for 430 yards, including four inside the 20-yard line @ Det (10/16) ... named NFC Special Teams Player of the Week after punting six times for 285 yards with a 49.5-yard net average and four punts inside the 20-yard line vs. Pit (12/19).

2010: Totaled 91 punts for 4,203 yards (46.2 average), a 38.2-yard net average and 34 inside the 20-yard line ... averaged 53.7 yards and netted 39.3 yards on three punts, including a 60-yard long, vs. Phi (10/10) ... posted season highs with a 53.8 gross average and a 52.0 net average on six punts @ StL (12/26).

2009: Second-team All Pro and Pro Bowl selection ranked second and third in gross average (47.6) and net average (41.0), respectively, in the NFL ... totaled nine punts for 465 yards (51.7 average) and a 40.8-yard net average @ Min (9/27) ... recorded season highs in gross (56.7) and net (53.3) averages on three punts, allowing one return for 10 yards, vs. Ten (11/8).

2008: Punted 66 times for 3,155 yards (47.8 average), 13 inside the 20-yard line and a 39.0 net average ... launched a career-long 82-yard punt, finished the game with five punts for a 54.0-yard gross average and a 46.2 net average, vs. NE (10/5) ... dropped a season-high three punts inside the 20-yard line, averaging 47.3 yards and netting 39.2 yards on six punts, @ Buf (11/30).

2007: First-team All Pro and Pro Bowl selection punted 105 times for 4,968 yards, a 47.3-yard gross average, a 41.0-yard net average and a career-high 42 punts downed inside the 20-yard line (then-NFL record) ... ranked second in the NFL in gross and net punting average ... led the league with 49 punts of 50 or more yards, notching at least one such kick in all but one game ... averaged 57.2 yards, netted 46.0 yards and dropped two inside the 20-yard line on five punts @ Pit (9/23) ... punted a career-high 10 times for 543 yards (54.3 average), a 44.1-yard net average, two downed inside the 20-yard line and a 71-yard long vs. Sea (9/30).

2006: Totaled 81 punts for 3,625 yards (44.8 average), 22 inside the 20-yard line, a 66-yard long and 36.8-yard net average ... averaged 45.0 yards, netted 40.8 yards and dropped two inside the 20-yard line on eight punts @ Sea (12/14) ... downed a season-high four punts inside the 20-yard line on seven punts, allowing just three return yards, @ Den (12/31).

2005: Allowed just three touchbacks on a career-high 107 punts, recording a 41.6-yard gross average, a 36.3-yard net average, a 58-yard long and 15 downed inside the 20-yard line ... landed three inside the 20-yard line and averaged 43.1 yards on seven punts @ Phi (9/18) ... punted nine times for 369 yards (41.0 average), a 37.8-yard net average, and two downed inside the 20-yard line vs. TB (10/30).

2004: Punted 96 times for 3,990 yards (41.6 average), an 81-yard long, 25 downed inside the 20-yard line and a 35.3-yard net average ... pinned the Seahawks inside the 20-yard line three

times on six punts, averaging 42.5 yards and netting 39.0 per punt, @ Sea (11/7) ... averaged 48.3 yards, netted 46.0 yards and landed one inside the 20-yard line on seven punts, including a season-long 81-yarder, @ TB (11/21).

COLLEGE:

Played 47 games during his four-year (2000-03) career at Pittsburgh, where he became the first player to win the Big East Conference Special Teams Player of the Year twice ... two-time (2002-03) All-Big East honoree finished his career with a 42.4-yard gross average with 61 inside the 20-yard line on 244 punts, 28 touchbacks, long of 73 yards and three blocks ... ranked first in school history with 244 punts and second with 10,354 punting yards ... set single-season program records with 77 punts and 3,399 yards in 2003.

PERSONAL:

Attended West Oak (Westminster, SC) High School and majored in economics with a history minor at Pittsburgh ... earned a master's degree in Business Administration from North Carolina ... he and his wife, Rachel, have two sons, Ryan and Adam ... chose to wear #8 after joining the Browns in honor of his late daughter ... given Westminster, SC's key to the city on July 12, 2008, which was declared 'Andy Lee Day' ... first NFL game he ever attended was as a player in 2004 during his rookie season.

LEE CAREER STATS

Year	Team	GP	No	Yds	Avg	Net	TB	In20	Lg	Blk
2004	SF	16	96	3,990	41.6	35.3	8	25	81	0
2005	SF	16	107	4,447	41.6	36.3	3	15	58	1
2006	SF	16	81	3,625	44.8	36.8	9	22	66	0
2007	SF	16	105	4,968	47.3	41.0	13	42	74	0
2008	SF	16	66	3,155	47.8	39.0	9	13	82	1
2009	SF	16	99	4,711	47.6	41.0	8	30	64	0
2010	SF	16	91	4,203	46.2	38.2	12	34	64	0
2011	SF	16	78	3,970	50.9	44.0	9	28	68	1
2012	SF	16	67	3,226	48.1	43.2	4	36	66	0
2013	SF	16	79	3,804	48.2	41.7	9	27	62	0
2014	SF	16	72	3,369	46.8	39.6	7	28	71	1
2015	Cle	16	70	3,270	46.7	40.1	4	25	67	0
2016	Car	9	36	1,769	49.1	40.4	4	18	76	0
Total		201	1,047	48,507	46.3	39.5	99	343	82	4

Single Game Highs:

Punts: 10, vs. Seattle, 9/30/07; **Gross Yards:** 543, vs. Seattle, 9/30/07; **Gross Average (min 3 att.):** 63.0, @ Denver, 9/8/16; **Net Average (min 3 att.):** 54.2, vs. Seattle, 9/11/11; **Inside 20:** 5, vs. St. Louis, 10/4/09; **Long Punt:** 82, vs. New England, 10/5/08.

Additional Statistics:

Special Teams Tackles: Career: 7. **2004:** 2; **2005:** 1; **2006:** 1; **2010:** 2; **2017 (1):**

LEE POSTSEASON STATS

Year	Team	GP	No	Yds	Avg	Net	TB	In20	Lg	Blk
2011	SF	2	18	851	47.3	41.5	1	7	63	0
2012	SF	3	9	443	49.2	41	2	3	62	0
2013	SF	3	9	373	41.4	35.1	1	2	52	0
Total		8	36	1667	46.3	39.8	4	12	63	0

Postseason Single Game Highs:

Punts: 10, vs. New York Giants, 1/22/12; **Gross Yards:** 455, vs. New York Giants, 1/22/12; **Gross Average (min 3 att.):** 53.0, vs. Baltimore, 2/3/13; **Net Average (min 3 att.):** 48.3, @ Atlanta, 1/20/13; **Inside 20:** 4, vs. New Orleans, 1/14/12; **Long Punt:** 63, vs. New Orleans, 1/14/12.



PHILIP WHEELER

COLLEGE: Georgia Tech

HOW ACQUIRED: FA-17

YEARS NFL/CARDINALS: 10/1

HOMETOWN: Columbus, GA

DOB: December 12, 1984

52 // LINEBACKER // 6-2 // 245

PRO CAREER:

Originally selected by the Indianapolis Colts in the third round (93rd overall) of the 2008 NFL Draft. Signed with Oakland as an unrestricted free agent on 3/30/12. Signed with Miami as an unrestricted free agent on 3/13/13. Released by the Dolphins on 3/10/15 and signed with the 49ers on 4/30/15. Signed with Atlanta on 10/20/15 after being released by San Francisco on 9/4/15. Re-signed with Atlanta on 3/24/16. Signed with the Cardinals on 7/27/17.

2016: Saw action in all 16 regular season games (four starts), totaling 28 tackles (18 solo), three tackles for loss and one special teams tackle for the NFC Champion Atlanta Falcons ... recorded three tackles on defense and one on special teams vs. Car (10/2) ... tallied a season-high seven tackles (four solo) and one QB hurry @ Den (10/9) ... notched five tackles, including one for loss, vs. SD (10/23) ... had four tackles, including one for loss, @ Phi (11/13) ... appeared in all three postseason contests (one start) and recorded two tackles en route to Atlanta's NFC title and Super Bowl LI appearance.

2015: Played in nine games (two starts) and totaled 29 tackles (21 solo), one sack and one forced fumble after joining the Falcons in Week 7 ... started against his former team and tallied 10 tackles (eight solo), including one for loss, @ SF (11/8) ... notched a season-high 11 tackles (six solo) vs. Min (11/29) ... posted two tackles, including a sack of QB Blake Bortles @ Jax (12/20).

2014: Appeared in 15 games (four starts) and finished the season with 46 tackles (35 solo) and three tackles for loss ... inactive with a thumb injury in Week 1 vs. NE (9/7) ... started and had six tackles, including one for loss, vs KC (9/21) ... started against his former team and tallied five tackles (all solo) @ Oak (9/28) ... totaled a season-high nine tackles (five solo), including one for loss, @ NE (12/14).

2013: Started all 16 games for the second time in his career and posted his second-consecutive 100-tackle campaign with a team-high 118 ... also had a half sack, a career-high seven passes defended and one fumble recovery ... registered 12 tackles (seven solo), a tackle for loss, a half sack and two passes defended @ Ind (9/15) ... recorded nine tackles (eight solo) and a career-high three passes defended vs. Car (11/24) ... notched seven tackles (four solo) and recovered a fumble @ NYJ (12/1) ... matched a career high with 14 tackles (eight solo) @ Buf (12/22).

2012: Started all 16 games for the first time in his career, totaling a career-high 150 tackles, three sacks, six passes defended, one fumble recovery, two forced fumbles and seven special teams tackles ... notched 10-or-more tackles in eight games, including five consecutive contests to start the season ... forced a career-high two fumbles, adding 12 tackles, one fumble recovery and two passes defended, vs Pit (9/23) ... established a career high with 12 solo tackles, including one sack, @ KC (10/28).

2011: Played in 13 games (11 starts), posting 80 tackles (44 solo), one sack, one fumble recovery and seven special team tackles ... forced a fumble and tallied five tackles (three solo) vs. Cle (9/18) ... totaled 10 tackles in three games - @ TB (10/3), @ NO (10/23) and vs. Atl (11/6) - including one sack against the Falcons and one tackle for loss against the Saints ... started and had six tackles (two solo), including one for loss, vs. Jax (11/13) ... missed the final three games of the season with a foot injury.

2010: Saw action in all 16 games (six starts) for the third-consecutive season, recording 48 tackles (31 solo), one pass defended and 12 special team tackles ... started and had five tackles (two solo) on defense and one on special teams vs. NYG (9/19) ... tallied six tackles (five solo), including one for loss, @ Den (9/26) ... totaled a season-high eight tackles (five solo) on defense and two on special teams vs. SD (11/28) ... appeared in the AFC Wild Card matchup vs. NYJ (1/8/11), notching one special teams tackle.

2009: Appeared in all 16 games (seven starts) with 52 tackles (34 solo), one sack, one pass defended, one forced fumble and 12 special teams tackles ... registered first-career sack, adding two tackles on defense and three on special teams, vs. SF (11/1) ... notched four solo tackles in his first-career start @ Bal (11/22) ... compiled a season-high 10 tackles @ Jax (12/17) ... recorded seven tackles (six solo) and his first-career pass defended @ Buf (1/3/10) ... started all three postseason contests and totaled six tackles (four solo), helping the Colts clinch the AFC title and a trip to Super Bowl XLIV ... established postseason career highs in total (five) and solo (three) tackles in AFC Championship vs. NYJ (1/24/10).

2008: Played in all 16 games as a rookie and posted three tackles (two solo), one tackle for loss and a career-high 14 special teams tackles ... collected a special teams tackle in his NFL debut vs. Chi (9/7) ... posted his first-career defensive tackle, adding two tackles on special teams, @ Ten (10/27) ... recorded

a tackle for loss and a special teams tackle vs. Cin (12/7) ... tallied a special teams tackle in his postseason debut in the AFC Wild Card game @ SD (1/3/09).

passes defended as a senior in 2007 ... earned second-team All-America and All-ACC accolades after recording 89 tackles (second in the conference), nine sacks, two fumble recoveries, one forced fumble and five passes defended.

COLLEGE:

Played 51 games (38 starts) at Georgia Tech, where he began his college career as an outside linebacker before moving inside ... totaled 248 tackles, 19 sacks, four interceptions, five fumble recoveries and three forced fumbles ... received second-team All-ACC honors after posting 89 tackles, six sacks, two fumble recoveries, one forced fumble and two

PERSONAL:

Attended Shaw (Columbus, GA) High School and helped the Raiders win a state title ... earned 4-A first-team all-state honors with 106 tackles, 34 tackles for loss and five forced fumble as a senior team captain in 2002 ... Management major.

WHEELER CAREER STATS

Year	Team	GP/GS	Tackles			Sacks		Interceptions					FR	FF	STT	
			Solo	Asst.	Ttl	Sk	Yds	Int	Yds	Lg	TD	PD				
2008	Ind	16/0	2	1	3	0.0	0	0	0	0	0	0	0	0	0	14
2009	Ind	16/7	34	18	52	1.0	0	0	0	0	0	1	0	1	12	
2010	Ind	16/6	31	17	48	0.0	0	0	0	0	0	1	0	0	12	
2011	Ind	13/11	44	36	80	1.0	6	0	0	0	0	0	0	1	7	
2012	Oak	16/16	98	52	150	3.0	30	0	0	0	0	6	1	2	7	
2013	Mia	16/16	83	35	118	0.5	2.5	0	0	0	0	7	1	0	0	
2014	Mia	15/4	35	11	46	0.0	0	0	0	0	0	0	0	0	0	
2015	Atl	9/2	21	8	29	1.0	5	0	0	0	0	0	0	1	0	
2016	Atl	16/4	18	10	28	0.0	0	0	0	0	0	0	0	0	1	
Total		133/66	366	188	554	6.5	43.5	0	0	0	0	15	2	5	53	

Single Game Highs:

Total Tackles: 14, two times, last @ Buffalo, 12/22/13; **Solo Tackles:** 12, @ Kansas City, 10/28/12; **Fumble Recoveries:** 1, two times, last @ New York Jets, 12/1/13; **Forced Fumbles:** 2, vs. Pittsburgh, 9/23/12; **Passes Defended:** 3, vs. Carolina, 11/24/13.

WHEELER POSTSEASON STATS

Year	Team	GP/GS	Tackles			Sacks		Interceptions					FR	FF	STT
			Solo	Asst.	Ttl	Sk	Yds	Int	Yds	Lg	TD	PD			
2008	Ind	1/0	0	1	1	0.0	0	0	0	0	0	0	0	0	1
2009	Ind	3/3	4	2	6	0.0	0	0	0	0	0	0	0	0	0
2010	Ind	1/0	0	0	0	0.0	0	0	0	0	0	0	0	0	1
2016	Atl	3/1	2	0	2	0.0	0	0	0	0	0	0	0	0	0
Total		8/4	6	3	9	0.0	0	0	0	0	0	0	0	0	2

Postseason Single Game Highs:

Total Tackles: 5, vs. New York Jets, 1/24/10; **Solo Tackles:** 3, vs. New York Jets, 1/24/10.



TRAMON WILLIAMS

COLLEGE: Louisiana Tech

HOW ACQUIRED: FA-17

YEARS NFL/CARDINALS: 11/1

HOMETOWN: Houma, LA

DOB: March 16, 1983

25 // CORNERBACK // 6-0 // 192



PRO BOWL SELECTION: 2010

NOTE CARDS

- After entering the league as a rookie free agent in 2006, enters his 11th NFL season in 2017 tied for fifth among active NFL players with 30 career INTs.
- Has at least one INT in each of his 10 NFL seasons, tying DeAngelo Hall for the second most such seasons among active NFL players (Terence Newman-14).
- Has three career TDs, including INT returns of 43 yards (2011) and 70 yards (2010 postseason) and a 94-yard punt return (2007).
- Played in 154 games (121 starts), totaling 30 INTs, 561 tackles (452 solo), 153 passes defended, 4.5 sacks, nine fumble recoveries and five forced fumbles. Played the past two seasons with Cleveland (2015-16) after playing eight seasons with Green Bay (2007-14).
- Totaled 55 tackles and four INTs in 13 postseason games (11 starts), helping the Packers win Super Bowl XLV following his Pro Bowl campaign in 2010.

PRO CAREER:

Originally entered the league with the Texans as an undrafted rookie free agent in 2006 and spent his rookie season on the Packers practice squad. Signed to Green Bay's active roster on 1/2/07 and re-signed one-year contracts with the team on 5/28/09 and 6/16/10. Signed a four-year extension with the Packers on 11/30/10. Signed with the Browns on 3/16/15 and was released by the team on 2/7/17. Signed a one-year deal with the Cardinals on 7/30/17.

2016: Played in 12 games (seven starts) and totaled 36 tackles (28 solo), an INT, a fumble recovery and five passes defended ... tallied seven tackles (five solo) and recovered a fumble vs. Bal (9/18) ... inactive with a shoulder injury Weeks 4-5 ... posted four tackles and secured an INT @ Ten (10/16) ... started and notched five tackles (four solo) and one pass defended @ Bal (11/10) ... inactive with a knee injury Weeks 11-12 ... started at SS and collected three tackles (two solo), including one for loss, and two passes defended vs. SD (12/24).

2015: Started all 15 games in which he played, recording 69 tackles (55 solo), an INT and a team-high 10 passes defended ... collected a season-high nine tackles (six solo) and one pass defended vs. Ari (11/1) ... tallied four tackles (three solo) and secured an INT, his first as a Brown, vs. Bal (11/30) ... posted three tackles (all solo), including one for loss, @ KC (12/27) ... inactive with a concussion in Week 17.

2014: Started all 16 games for the fourth time in his career and third-consecutive season, compiling 70 tackles (60 solo), three INTs, 13 passes defended and one fumble recovery ... tallied five tackles (four solo), an INT and two passes defended

vs. NYJ (9/14) ... collected four tackles (all solo) and secured an INT vs. Phi (11/16) ... recorded two tackles (both solo) and an INT @ Buf (12/14) ... started both postseason contests and notched six tackles (four solo) and one pass defended.

2013: Started all 16 games and established career highs with 91 tackles (68 solo) and 2.5 sacks ... added three INTs, 14 passes defended, two fumble recoveries and two forced fumbles ... collected six tackles (three solo), including one sack, and two QB hurries @ Cin (9/22) ... tallied five tackles (four solo) and one sack vs. Cle (10/20) ... totaled seven tackles (six solo), a half sack, one forced fumble and a fumble recovery vs. Phi (11/10) ... notched eight tackles (all solo), including one for loss, and secured an INT @ NYG (11/17) ... recorded a season-high nine tackles (eight solo), an INT and two passes defended @ Dal (12/15) ... started Green Bay's NFC Wild Card matchup, notching two tackles (both solo), three passes defended and an INT vs. SF (1/5/14).

2012: Started all 16 games and registered 61 tackles (51 solo), two INTs and a career-high-tying 24 passes defended ... name the Packer Ed Block Courage Award winner ... matched a single-game career high with two INTs, adding four tackles (all solo), vs. Chicago (9/13) ... collected a season-high eight tackles (five solo) and three passes defended vs. NO (9/30) ... established a career high with five passes defended, adding seven tackles (all solo), @ Ind (10/7) ... started both playoff contests and totaled four passes defended and 16 tackles (13 solo), including a postseason career-high eight tackles in the Divisional round @ SF (1/12/13).

2011: Started all 15 games in which he played and totaled 65 tackles (51 solo), four INTs (one returned for a TD), a

team-high 24 passes defended and one fumble recovery ... tallied four tackles (three solo), including one for loss, one fumble recovery and one pass defended vs. NO (9/8) ... inactive with a shoulder injury in Week 2, ending a streak on 72-consecutive games played (including playoffs) ... returned an INT 43 yards for a TD, adding two tackles (one solo) and two passes defended, @ SD (11/6) ... totaled a season-high nine tackles (all solo) and a career-high two INTs, capping a three-game streak with a pick, vs. TB (11/20) ... started and collected six tackles (four solo) in the Divisional round matchup vs. NYG (1/15/12).

2010: Started all 16 games for the first time in his career, earning a Pro Bowl bid and Pro Football Weekly All-NFC honors ... led the team with six INTs (career high) and 23 passes defended, adding 64 tackles (55 solo), one sack, three fumble recoveries, one forced fumble and five special teams tackles ... returned 41 punts for 326 yards (8.0-yard average) ... became the third player since the merger – CB Deion Sanders (9/21/98) and CB Darrent Williams (9/13/05) – to record an INT return of 60-plus yards and a punt return of 50-plus yards in the same game vs. Was (10/10) ... started all four postseason contests, including the Super Bowl XLV victory over Pittsburgh, and totaled 13 tackles (seven solo), a franchise-record three INTs (one returned for a TD) and eight passes defended ... became the first NFL player since the Giants CB R.W. McQuarters (2007) to post three INTs in a postseason ... secured an INT in the end zone with 33 seconds remaining to clinch the NFC Wild Card matchup @ Phi (1/9/11) ... snagged INTs on back-to-back possessions – one in the end zone and one returned 70 yards for a TD (second longest INT return in Packers postseason history) – in the Divisional round @ Atl (1/15/11) ... tallied a team-high three passes defended, including a game-sealer on fourth down during the Steelers final drive, in Super Bowl XLV vs. Pit (2/6/11).

2009: Competed in all 16 games (10 starts) and registered 42 tackles (29 solo), one sack, four INTs, a team-high 22 passes defended and a career-high 11 special teams tackles ... averaged 10.4 yards on 13 punt returns and gained 26 yards on two kick returns ... posted a career-long 67-yard INT return to the Bears' one-yard line, setting up a Packers TD run on the next play, vs. Chi (9/13) ... started and totaled a season-high six tackles (five solo) and two passes defended vs. Min (11/1) ... tallied three tackles (one solo), an INT and four passes defended vs. Bal (12/7) ... collected four tackles (all solo), including his first-career sack, and one pass defended @ Chi (12/13) ... started the NFC Wild Card matchup and notched six tackles (five solo) @ Ari (1/10/10)

2008: Saw action in all 16 games (nine starts) and posted 52 tackles (45 solo), five INTs (tied for third in the NFC), 14 passes defended, one fumble recovery, two forced fumbles and five special teams tackles ... joined CB Charles Woodson and S Nick Collins to form the first Packers trio to secure five-or-more INTs in a season since 1996 ... snagged an INT in three-straight games – @ TB (9/28), vs. Atl

(10/5) and @ Sea (10/12) ... established a career high with 10 tackles (seven solo) against the Falcons ... started and collected six tackles (four solo), an INT and three passes defended vs. Hou (12/7).

2007: Appeared in all 16 games (one start), led the team with 30 kickoff returns for 684 yards (22.8-yard average) and returned six punts for 118 yards (19.7-yards average), including a 94-yard career-long for a TD ... compiled 11 tackles (10 solo), an INT, four passes defended and seven special teams tackles ... named NFC Special Teams Players of the Week after scoring his first-career TD on a 94-yard punt return, which was fielded on a bounce, vs. Car (11/18) ... pulled down first-career INT on a tipped pass vs. Det (12/30) ... played both postseason contests and tallied six tackles (all solo), two passes defended and one special teams tackle ... also fielded six kick returns for 160 yards (26.7-yard average).

2006: Spent training camp with the Texans and the final five weeks of the season on Green Bay's practice squad.

COLLEGE:

Three-year letterman at Louisiana Tech, where he enrolled to pursue an electrical engineering degree and was motivated to try out for the football team as a walk-on after attending a game during his first semester on campus ... totaled 91 tackles, seven INTs, 32 passes defended and one forced fumble ... led the nation with 19 passes defended as a senior.

PERSONAL:

Prepped at Assumption (Napoleonville, LA) High School, where he and former NFL RB Brandon Jacobs helped the Mustangs clinch four-consecutive division titles ... finished second in long jump, second in triple jump and third in high jump at the state track and field meet ... participated in the Browns' Military Appreciation Day and visited Cleveland hospitals ... held part-time jobs stocking supermarket shelves, working construction, working on his uncle's farm, shoveling coal and cleaning coal machinery and tractors ... first name pronounced "truh-MON" ... has two children – a boy, Tramon Jr., and a girl, Trinity – with his wife, Shantell ... earned degrees in Sociology and Computer Information Systems.

WILLIAMS CAREER STATS

Year	Team	GP/GS	Tackles			Sacks		Interceptions					FR	FF	STT
			Solo	Asst.	Ttl	Sk	Yds	Int	Yds	Lg	TD	PD			
2007	GB	16/1	10	1	11	0.0	0	1	22	22	0	4	0	0	7
2008	GB	16/9	45	7	52	0.0	0	5	78	39	0	14	1	2	5
2009	GB	16/10	29	13	42	1.0	8	4	94	67	0	22	0	0	11
2010	GB	16/16	55	9	64	1.0	5	6	87	64	0	23	3	1	5
2011	GB	15/15	51	14	65	0.0	0	4	92	43t	1	24	1	0	0
2012	GB	16/16	51	10	61	0.0	0	2	38	38	0	24	0	0	0
2013	GB	16/16	68	23	91	2.5	16.5	3	10	10	0	14	2	2	0
2014	GB	16/16	60	10	70	0.0	0	3	2	2	0	13	1	0	0
2015	Cle	15/15	55	14	69	0.0	0	1	2	2	0	10	0	0	0
2016	Cle	12/7	28	8	36	0.0	0	1	0	0	0	5	1	0	0
Total		154/121	452	109	561	4.5	29.5	30	425	67	1	153	9	5	28

Single Game Highs:

Total Tackles: 10, vs. Atlanta, 10/5/08; **Solo Tackles:** 9, twice, last @ Dallas, 12/15/13; **Sacks:** 1, four times, last vs. Cleveland, 10/20/13; **Interceptions:** 2, twice, last vs. Chicago, 9/13/12; **Fumble Recoveries:** 1, seven times, @ New Orleans, 10/26/14; **Forced Fumbles:** 1, five times, last @ Chicago, 12/29/13; **Passes Defensed:** 5, @ Indianapolis, 10/7/12; **Defensive TDs:** 2, 43-yard INT return, @ San Diego, 11/6/11; 70-yard INT return, @ Atlanta, 1/15/11.

Year	Team	Att	Punt Returns				Kickoff Returns					
			Yds	Avg	Lg	FC	TD	Att	Yds	Avg	Lg	TD
2007	GB	6	118	19.7	94t	0	1	30	684	22.8	65	0
2009	GB	13	135	10.4	45	5	0	2	26	13.0	24	0
2010	GB	41	326	8.0	52	19	0	0	0	0.0	0	0
2015	Cle	1	1	1.0	1	0	0	0	0	0.0	0	0
2016	Cle	1	0	0.0	0	4	0	0	0	0.0	0	0
Total		62	580	9.4	94t	28	1	32	710	22.2	65	0

Single Game Highs:

Punt Returns: 5, three times, last vs. Chicago, 1/2/11; **Punt Return Yards:** 94, vs. Carolina, 11/18/07; **Punt Return Long:** 94t, vs. Carolina, 11/18/07; **Punt Return TDs:** 1, vs. Carolina, 11/18/07; **Kick Returns:** 6, vs. Chicago, 10/7/07; **Kick Return Yards:** 173, vs. Chicago, 10/7/07; **Kick Return Long:** 65, vs. Chicago, 10/7/07.

WILLIAMS POSTSEASON STATS

Year	Team	GP/GS	Tackles			Sacks		Interceptions					FR	FF	STT
			Solo	Asst.	Ttl	Sk	Yds	Int	Yds	Lg	TD	PD			
2007	GB	2/0	6	0	6	0.0	0	0	0	0	0	2	1	0	1
2009	GB	1/1	5	1	6	0.0	0	0	0	0	0	0	0	0	1
2010	GB	4/4	7	6	13	0.0	0	3	79	70t	1	8	2	0	0
2011	GB	1/1	4	2	6	0.0	0	0	0	0	0	0	0	0	0
2012	GB	2/2	13	3	16	0.0	0	0	0	0	0	4	0	0	0
2013	GB	1/1	2	0	2	0.0	0	1	17	17	0	3	0	0	0
2014	GB	2/2	4	2	6	0.0	0	0	0	0	0	1	0	0	0
Total		13/11	41	14	55	0.0	0	4	96	70t	1	18	3	0	2

Postseason Single Game Highs:

Total Tackles: 8, @ San Francisco, 1/12/13; **Solo Tackles:** 8, @ San Francisco, 1/12/13; **Interceptions:** 2, 1/15/11, @ Atlanta; **Force Fumbles:** 1, three times, last vs. Pittsburgh, 2/6/11; **Passes Defensed:** 3, twice, last vs. San Francisco, 1/5/14.

Year	Team	Att	Punt Returns				Kickoff Returns					
			Yds	Avg	Lg	FC	TD	Att	Yds	Avg	Lg	TD
2007	GB	3	3	1.0	2	1	0	6	160	26.7	49	0
2009	GB	0	0	0.0	0	0	0	1	29	29.0	29	0
2010	GB	6	31	5.2	11	2	0	0	0	0.0	0	0
Total		9	34	3.8	11	3	0	7	189	27.0	49	0

Postseason Single Game Highs:

Punt Returns: 3, @ Chicago, 1/23/11; **Punt Return Yards:** 11, @ Philadelphia, 1/9/11; **Punt Return Long:** 11, @ Chicago, 1/23/11; **Kick Return:** 5, vs. Seattle, 1/12/08; **Kick Return Yards:** 111, vs. Seattle, 1/12/08; **Kick Return Long:** 49, vs. New York Giants, 1/20/08.

2017 NFL STANDINGS AND SCHEDULE

	W	L	T	Div	Conf	Wk 1	Wk 2	Wk 3	Wk 4	Wk 5	Wk 6	Wk 7	Wk 8	Wk 9	Wk 10	Wk 11	Wk 12	Wk 13	Wk 14	Wk 15	Wk 16	Wk 17	
NFC EAST																							
Philadelphia	1	0	0	1-0	1-0	at Was	at KC	NYG	at LAC	AZ	at Car	Was	SF	DEN	(BYE)	at Dal	CHI	at Sea	at LAR	at NYG	OAK	DAL	
Dallas	1	0	0	1-0	1-0	NYG	at Den	at AZ	LAR	GB	(BYE)	at SF	at Was	KC	at Atl	PHI	LAC	WAS	at NYG	at Oak	SEA	at Phi	
NY Giants	0	1	0	0-1	0-1	at Dal	DET	at Phi	at TB	LAC	at Den	SEA	(BYE)	LAR	at SF	KC	at Was	at Oak	DAL	PHI	at AZ	WAS	
Washington	0	1	0	0-1	0-1	PHI	at LAR	OAK	at KC	(BYE)	SF	at Phi	Dal	at Sea	MIN	at NO	NYG	at Dal	at LAC	AZ	DEN	at NYG	
NFC NORTH																							
Minnesota	1	0	0	0-0	1-0	NO	at Pit	at TB	DET	at Chi	GB	BAL	at Cle	(BYE)	at Was	LAR	at Det	at Atl	at Car	CIN	at GB	CHI	
Detroit	1	0	0	0-0	1-0	AZ	at NYG	ATL	at Min	CAR	at NO	(BYE)	PIT	at GB	CLE	at Chi	MIN	at Bal	at TB	CHI	at Cin	GB	
Green Bay	1	0	0	0-0	1-0	SEA	at Atl	CIN	CHI	at Dal	at Min	NO	(BYE)	DET	at Chi	BAL	at Pit	at Cle	at Car	at Car	MIN	at Det	
Chicago	0	1	0	0-0	0-1	ATL	at TB	PIT	at GB	MIN	at Bal	CAR	at NO	(BYE)	GB	DET	at Phi	SF	at Cin	at Det	CLE	at Min	
NFC SOUTH																							
Carolina	1	0	0	0-0	1-0	at SF	BUF	NO	at NE	at Det	PHI	at Chi	at TB	ATL	MIA	(BYE)	at NYJ	at NO	MIN	GB	TB	at Atl	
Atlanta	1	0	0	0-0	1-0	at Chi	GB	at Det	BUF	(BYE)	MIA	at NE	at NYJ	at Car	DAL	at Sea	TB	MIN	NO	at TB	at NO	CAR	
Tampa Bay	0	0	0	0-0	0-0	*(BYE)	CHI	at Min	NYG	NE	at AZ	at Buf	CAR	at NO	NYJ	at Mia	at Atl	at GB	DET	ATL	at Car	NO	
New Orleans	0	1	0	0-0	0-1	at Min	NE	at Car	at Mia	(BYE)	DET	at GB	CHI	TB	at Buf	WAS	at LAR	CAR	at Atl	NYJ	ATL	at TB	
NFC WEST																							
LA Rams	1	0	0	0-0	0-0	IND	WAS	at SF	at Dal	SEA	at Jac	AZ	(BYE)	at NYG	HOU	at Min	NO	at AZ	PHI	at Sea	at Ten	SF	
Seattle	0	1	0	0-0	0-1	at GB	SF	at Ten	IND	at LAR	(BYE)	at NYG	HOU	WAS	at AZ	ATL	at SF	PHI	at Jac	LAR	at Dal	AZ	
Arizona	0	1	0	0-0	0-1	at Det	at Ind	DAL	SF	at Phi	TB	at LAR	(BYE)	at SF	SEA	at Hou	JAC	LAR	TEN	at Was	NYG	at Sea	
San Francisco	0	1	0	0-0	0-1	CAR	at Sea	WAS	at AZ	at Ind	at Was	DAL	at Phi	AZ	NYG	(BYE)	SEA	at Chi	at Hou	TEN	JAC	at LAR	
AFC EAST																							
Buffalo	1	0	0	1-0	1-0	NYJ	at Car	DEN	at Atl	at Cin	(BYE)	TB	OAK	at NYJ	NO	at LAC	at KC	NE	IND	MIA	at NE	at Mia	
Miami	0	0	0	0-0	0-0	*(BYE)	at LAC	at NYJ	NO	TEN	at Atl	NYJ	at Bal	OAK	at Car	TB	at NE	DEN	NE	at Buf	at KC	BUF	
New England	0	1	0	0-0	0-1	KC	at NO	HOU	CAR	at TB	at NYJ	ATL	LAC	(BYE)	at Den	at Oak	MIA	at Mia	at Buf	at Pit	BUF	NYJ	
NY Jets	0	1	0	0-1	0-1	at Buf	at Oak	MIA	JAC	at Cle	NE	at Mia	ATL	BUF	at TB	(BYE)	CAR	KC	at Den	at NO	LAC	at NE	
AFC NORTH																							
Baltimore	1	0	0	1-0	1-0	at Cin	CLE	at Jac	PIT	at Oak	CHI	at Min	MIA	at Ten	(BYE)	at GB	HOU	DET	at Pit	at Cle	IND	CIN	
Pittsburgh	1	0	0	1-0	1-0	at Cle	MIN	at Chi	at Bal	JAC	at KC	CIN	at Det	(BYE)	at Ind	TEN	GB	at Cin	BAL	NE	at Hou	CLE	
Cleveland	0	1	0	0-1	0-1	PIT	at Bal	at Ind	CIN	NYJ	at Hou	TEN	MIN	(BYE)	at Det	JAC	at Cin	at LAC	GB	BAL	at Chi	at Pit	
Cincinnati	0	1	0	0-1	0-1	BAL	HOU	at GB	at Cle	BUF	(BYE)	at Pit	IND	at Jac	at Ten	at Den	CLE	PIT	CHI	at Min	DET	at Bal	
AFC SOUTH																							
Jacksonville	1	0	0	1-0	1-0	at Hou	TEN	BAL	at NYJ	at Pit	LAR	at Ind	(BYE)	CIN	LAC	at Cle	at AZ	IND	SEA	HOU	at SF	at Ten	
Indianapolis	0	1	0	0-0	0-0	at LAR	AZ	CLE	at Sea	SF	at Ten	JAC	at Cin	at Hou	PIT	(BYE)	TEN	at Jac	at Buf	DEN	at SF	HOU	
Tennessee	0	1	0	0-0	0-1	OAK	at Jac	SEA	at Hou	at Mia	IND	at Cle	(BYE)	BAL	CIN	at Pit	at Ind	HOU	at AZ	at SF	LAR	JAC	
Houston	0	1	0	0-1	0-1	JAC	at Cin	at NE	TEN	KC	CLE	(BYE)	at Sea	IND	at LAR	AZ	at Bal	at Ten	SF	at Jac	PIT	at Ind	
AFC WEST																							
Denver	1	0	0	1-0	1-0	LAC	DAL	at Buf	OAK	(BYE)	NYG	at LAC	at KC	at Phi	NE	CIN	at Oak	at Mia	NYJ	at Ind	at Was	KC	
Oakland	1	0	0	0-0	1-0	at Ten	NYJ	at Was	at Den	BAL	LAC	KC	at Buf	at Mia	(BYE)	NE	DEN	NYG	at KC	DAL	at Phi	at LAC	
Kansas City	1	0	0	0-0	1-0	at NE	PHI	at LAC	WAS	at Hou	PIT	at Oak	DEN	at Dal	(BYE)	at NYG	BUF	at NYJ	OAK	LAC	MIA	at Den	
LA Chargers	0	1	0	0-1	0-1	at Den	MIA	KC	PHI	at NYG	at Oak	DEN	at NE	(BYE)	at Jac	BUF	at Dal	CLE	WAS	at KC	at NYJ	OAK	

* Will play in Week 11

Bolded and Underlined Opponent - win