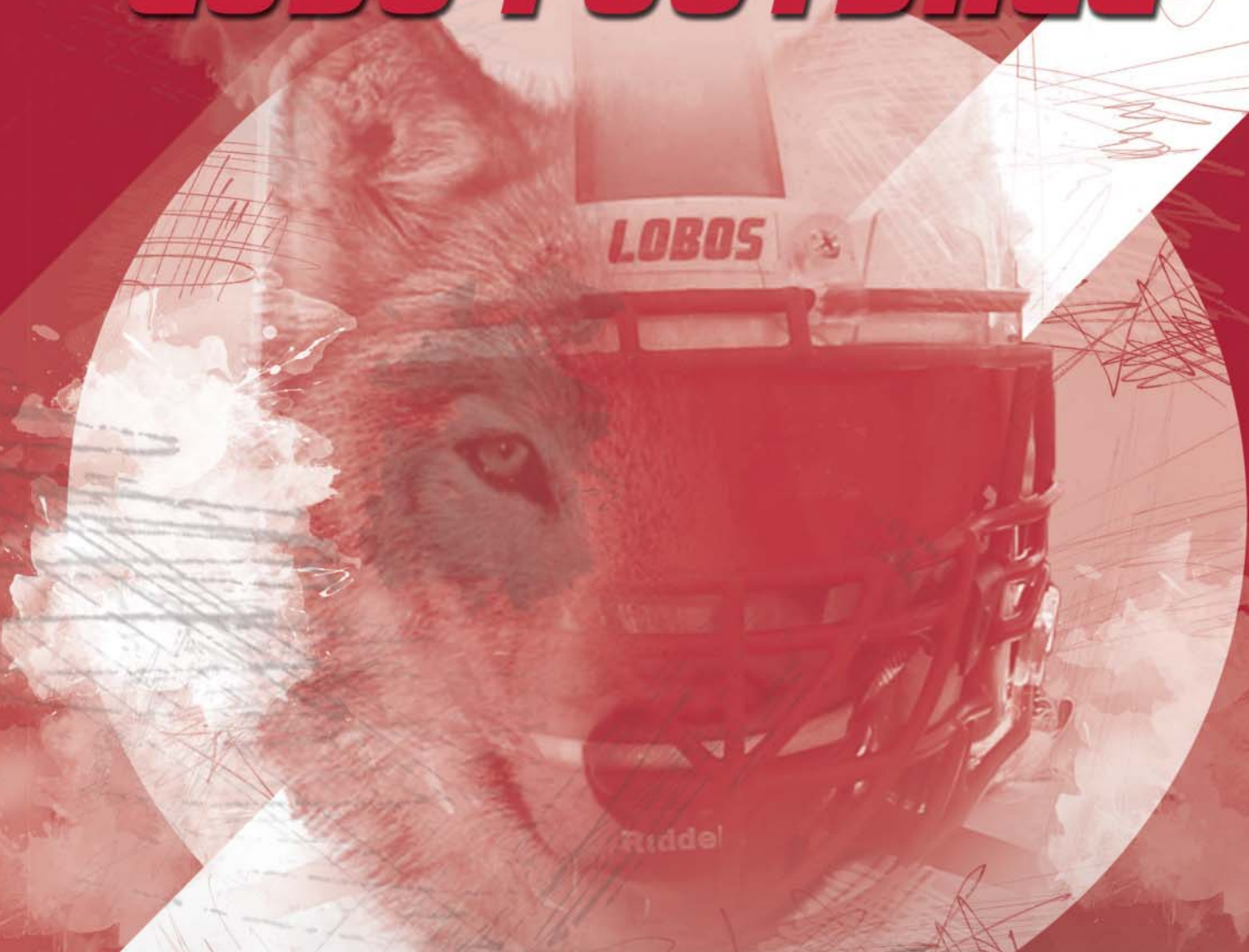
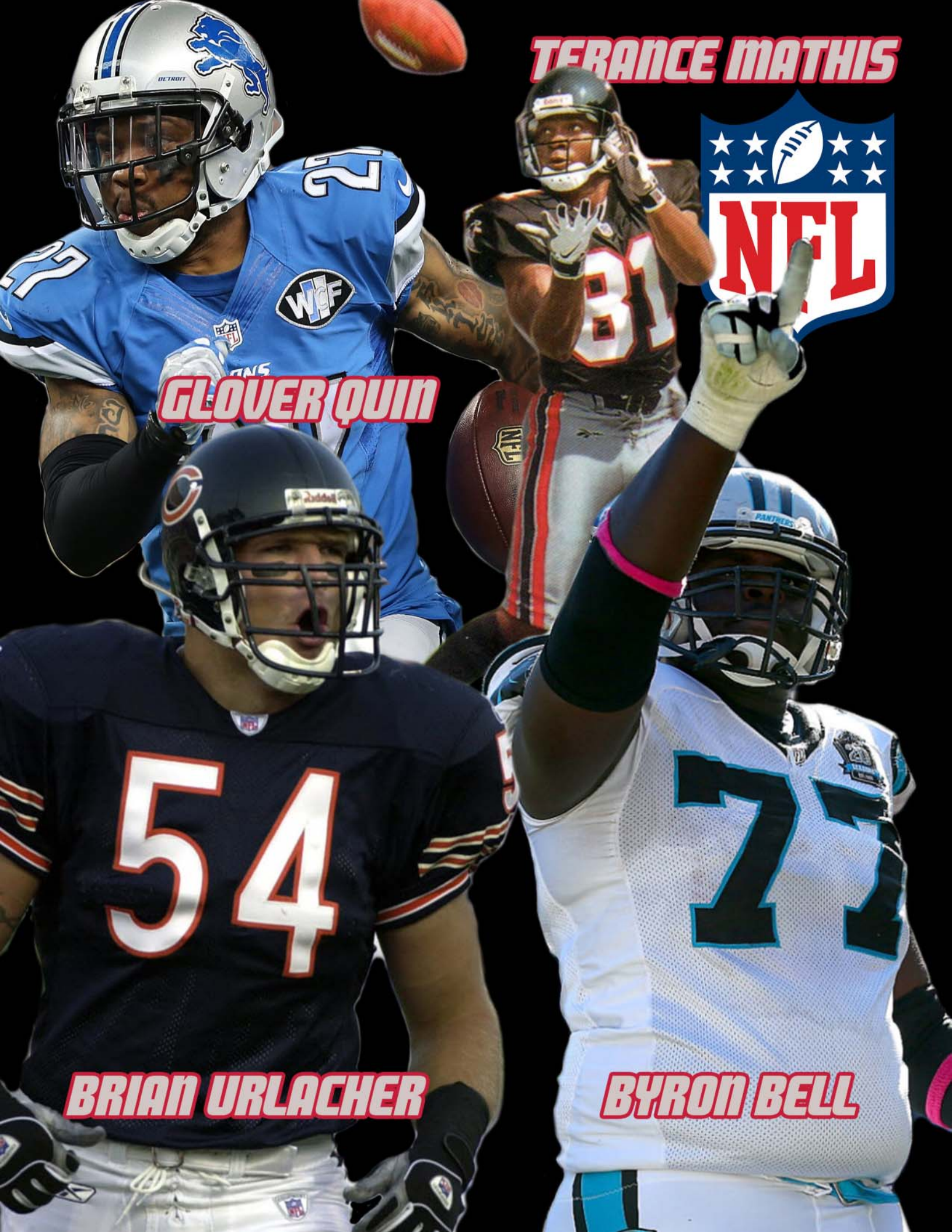


LOBO FOOTBALL



***THE RUSH
IS ON***

2017 MEDIA GUIDE



TERANCE MATHIS



GLOVER QUIN

BRIAN URLACHER

BYRON BELL

GENERAL INFORMATION

Name of School University of New Mexico
 City/Zip Albuquerque, N.M. 87106
 Founded 1889 by Territorial Legislature
 Enrollment 25,015
 Nickname Lobos
 School Colors Cherry and Silver
 Stadium Dreamstyle Stadium
 Capacity 39,224
 Conference Mountain West
 Affiliation NCAA I
 Interim President Dr. Chaouki T. Abdallah
 Interim Athletic Director Janice Ruggiero
 Athletic Dept. Phone 505-925-5501
 Ticket Office Phone 505-925-LOBO

COACHING STAFF

Head Coach Bob Davie
 Alma Mater, Year Youngstown State, 1977
 Record at School (years) 27-36, 6th season
 Career Record (years) 62-61, 11th season
 Football Office Phone 505-925-5700
 Best Time of Day to Reach Coach Contact SID
 Assistant Coaches
 Bob DeBesse Off. Coord./WRs
 Scott Baumgartner RBs
 Clay Davie TEs
 Saga Tuitele OL
 Apollo Wright Special Teams Coord./QBs
 Jacob Bronowski Grad. Asst. (Off./Special Teams)
 Ben Sherman Grad. Asst. (Offense)
 Kevin Cosgrove Def. Coord./LBs
 Al Simmons CBs
 Jordan Peterson Safeties
 Al Simmons DL
 Michael Smith Grad. Asst. (Defense)
 Greg Svarczkopf Grad. Asst. (Defense)
 Asst. A.D. for Football Brian DeSpain
 Video Coordinator Chris Crooks
 Videographer Paul Kasero
 Dir. of Recruiting Vince Natali
 Director of Athletic Performance Aurmon Satchell
 Athletic Performance G.A. John McWilliams

TEAM INFORMATION

2016 Overall Record 9-4
 2016 Mountain West Record/Finish 6-2/T-1st Mt.

HISTORY

First Year of Football 1892
 Overall All-Time Record 480-581-31
 Number of Bowls/last 13/2016
 Bowl Record 4-8-1
 NFL Draft Picks 64

COMMUNICATIONS

Press Box Phone 505-925-5805
 SID Mailing Address New Mexico Athletics
 Colleen J. Maloof Administration Building
 1 University of New Mexico
 MSC04 2680
 Albuquerque, NM 87131-0001
 Overnight Address New Mexico Athletics
 Colleen J. Maloof Administration Building
 1414 University Boulevard SE
 Albuquerque, NM 87106

2017 SCHEDULE

Date	Opponent (TV)	Time (MT)
9/2	Abilene Christian	TBA
9/9	%NM State	TBA
9/14	#*at Boise State (ESPN)	6 p.m.
9/23	at Tulsa	TBA
9/30	*Air Force (CBS Sports Network)	5 p.m.
10/14	*at Fresno State	TBA
10/20	^*Colorado State (ESPN2)	8:15 p.m.
10/28	*at Wyoming (ESPN2)	TBA
11/4	*Utah State	TBA
11/11	at Texas A&M	TBA
11/17	^*UNLV (ESPN Family)	7:30 p.m.
11/24	^*at San Diego St. (CBS Sports Network)	1:30 p.m.

#denotes Thursday night
 ^denotes Friday night
 %denotes Rio Grande Rivalry Game

2017 ROSTER BREAKDOWN**STARTERS/LETTERWINNERS RETURNING**

Letterwinners Returning/Lost: 39/28
 Offensive Letterwinners Returning/Lost: 19/10
 Defensive Letterwinners Returning/Lost: 18/14
 Specialist Letterwinners Returning/Lost 2/2
 Offensive Starters Returning/Lost: 7/4
 Other Off. Returners with Career Starts. 4
 Defensive Starters Returning/Lost: 3/8
 Other Def. Returners with Career Starts. 7
 Specialists Starters Returning/Lost: 2/1

ON THE INSIDE

Quick Facts/Schedule	1
Roster Breakdown/Policies & Procedures	2
University of New Mexico	3-4
Center for Student-Athlete Success	5
Academic Success/Support	6-7
Lobos in the NFL	8-13
Lobos in the NFL Draft	14
Dreamstyle Stadium	15-16
Athletic Performance Center	17
Famous Alumni	18-19

COACHING STAFF & PLAYERS

Head Coach Bob Davie	20-22
Assistant Coaches and Support Staff	23-38
2017 Rosters	39-40
Where the Lobos are From	41
Returning Player Pages	42-72
Newcomer Player Pages	73-77
Markel Byrd Dedication	78

2016 SEASON REVIEW

2016 Statistics	79-92
Last Time It Happened	93
2016 Game-By-Game Boxscores/Recaps	94-100
2016 Honors/Final Standings	100-101

RECORDS

New Mexico Man	102
Records	103-114
Offensive Year-By-Year	115
Offensive Year-By-Year	116
Honors/Players of the Week	117-120
Attendance Records	121
Home Openers	122
Season Openers	123
Homecoming	124
NCAA Rankings	125
End of Season Honors	126
Bowl History	127-131
All-Time Lettermen	132-137
All-Time Season Results	138-143

ADMINISTRATION/MEDIA INFORMATION

Interim President Chaouki Abdallah	144
Interim Athletic Director Janice Ruggiero	144
Board of Regents	144
Media Outlets	145
Media Information	146
Mountain West	147-148

NEW MEXICO ATHLETICS**Mission**

DEVELOPING LOBOS FOR LIFE!

Vision Statement

The University of New Mexico athletics aspires to be the premier athletic program in our Conference and recognized as a national leader in intercollegiate athletics with an international reputation for excellence.

Core Values

Student Athlete Experience - We provide an environment that promotes personal, academic, athletic, and social development. We prepare Lobos for Life!

Integrity - We are honest, respectful, and accountable.

Excellence - We maximize our efforts and talents to ensure success of the Lobos.

Respect - We value the importance of diversity, fairness, goodwill and sportsmanship.

Lobo Pride - We support an atmosphere that embraces school spirit, honors tradition, and develops Lobos for Life!

ROSTER BREAKDOWN

2016 LETTERMEN RETURNING (39)
(36 from 2016, three redshirts have also lettered)

Offense (17): QB (1) Lamar Jordan*** RB (5) Daryl Chestnut**, Jahvon Jones*, Richard McQuarley**, Tyrone Owens**, Diquon Woodhouse**, WR (5) Chris Davis, Jr.**, Q' Drennan*, Emmanuel Harris*, Patrick Reed**, Anu Somoye*, TE (1) Erik Beilman*, OL (5) Blaise Fountain*, Charlie Grammel*, Beau Hott*, Aaron Jenkins*, Avery Jordan*

Defense (17): DL (6) Garrett Hughes***, Kene Okonkwo***, Cody Baker**, Everett Powell*, Ewing Simmons*, Johnny Williams* LB (2) Alex Hart**, Austin Ocasio*; S (6) Stanley Barnwell, Jr.*, Jacob Gingle*, Bijon Parker**, Jake Rothschilder**, Kyle Rothschilder*, Steven Steele* CB (3) Jadon Boatright***, Elijah Lilly*, Blair Manly*

Specialists (2): P Corey Bojorquez*, KO/K Jason Sanders***
 denotes letters won

STARTERS RETURNING (12)

Offense (7): QB Lamar Jordan, RB Tyrone Owens, OL Blaise Fountain, OL Aaron Jenkins, OL Avery Jordan, WR Matt Quarells, WR Patrick Reed

Defense (3): DL Garrett Hughes, LB Kimmie Carson, NICK Jake Rothschilder

Specialists (2): P Corey Bojorquez*, KO/K Jason Sanders***

STARTERS LOST (13)

Offense (4): OL Reno Henderson, OL Chris Lewis, RB Teriyon Gipson, TE Cole Gautsche

Defense (8): CB I.B. Brown, CB Nias Martin, S Daniel Henry, Ryan Santos, LB Dakota Cox, LB Donnie White, DL Nik D'Avanzo, DL William Udeh

Specialists (1): LS Steven Romero

REDSHIRTS/SQUAD RETURNING (40)

Offense (19): QB (2) Derek Martinez (SQ), Tevaka Tuioti (RS); RB (3) Romell Jordan** (SQ), Kentrail Moran (RS), Daevon Vigilant (RS); WR (7) Jay Griffin IV (RS), Delane Hart-Johnson* (RS), Rafael Hidalgo (RS), James McNeely (SQ), Thomas Vieira (SQ), Jacob Willcox (SQ), Anselem Umeh (RS); TE (1) Dyson Chmura (SQ), OL (6) Ray Baylor III (SQ), Jonathan Brys (RS), Izrael Castellanos (SQ), Nick Iacovangelo (RS), Taylor Lindsey (RS), Kameron Smith (RS)

Defense (18): DL (3) Nahje Flowers (RS), Emmanuel Joseph (RS), Teton Saltes (RS), LB (8) DaQuan Baker (RS), David Brown (RS), Rashaun Epting (RS), Matt French (RS), Aaron Overacker (SQ), James Portilla (SQ); Isaiah Taylor (RS), Evahelotu Tohi (RS) S (3) Kenneth Maxwell** (RS), Kameron Miller (RS), Gabe Ortega (RS) CB (4) Corey Hightower (RS), Jacob Smith (RS), Cameron Thomas (RS), Dorsett Valdez (RS)

Specialists (2): LS Jared EnRico (RS), P Matt Naranjo (RS)

*denotes letters won

NEW MEXICO MEDIA POLICIES & PROCEDURES

New Mexico Media Luncheon

In the fall, the New Mexico Media Luncheons are Tuesdays from 11:30 a.m. to 12:30 p.m. Coach Davie is available at noon. Audio and video clips from Davie are available at www.golobos.com. The press conferences are also streamed on GoLobos.com by LoboTV. Please note that the Mountain West no longer conducts a football coaches teleconference. The luncheon is on the Zia II level of the West Pressbox.

Bob Davie Interview Opportunities

Coach Davie is available after practice on Monday, Wednesday and Thursday during game week. His first interview opportunity after road games will be on Monday morning after practice. LoboTV does post raw footage of postgame interviews for television stations and media. For access, contact Frank Mercogliano at fmercog@unm.edu.

New Mexico Player Interview Opportunities

All player interviews must be arranged through the UNM athletics communications office. In the fall, the main time for interviews is after practice. Wednesday is the last day for player interviews, and Thursday is the last day for coach interviews. For lengthier interviews, please call the communications office to arrange.

Postgame: The UNM locker room is closed. Requested players will be brought to the football classroom on the second floor of the Tow Diehm football building and outside the locker room for road games.

Wireless in the Press Box

The press box at University Stadium is fully equipped for wireless connections. Access is free, but those wanting access need their own internal or external wireless cards. Phone lines are available.

www.collegepressbox.com

CollegePressBox.com gives the media one-stop access to updated contact information, media guides, game books, photos, quotes, links and more for each of the league's schools and the Mountain West office. Log-in information will be provided by the MW office to accredited media, or you can apply for a password by sending an e-mail to password@collegepressbox.com.

Live Stats

The University of New Mexico is proud to utilize the StatBroadcast system for Live Stats. Media members in the arena for home games can log onto lobos.statbroadcast.com from any laptop or tablet. From a mobile phone, media members can log into www.lobostats.com, download the app and have instant access to stats on your mobile device.

Ticket Information

- online at unmtickets.com
- by calling 925-5858 or toll-free at 800-955-HOWL.
- Albertson's stores in Albuquerque, Rio Rancho, Los Lunas and Santa Fe
- Lobo Ticket Office inside the Pit at the NW corner of University & Cesar Chavez boulevards from 8:30-5 Monday-Friday
- UNM Bookstore (Bookstore Ticket Office is closed on Mondays) For more information call the New Mexico Athletics Ticket Office at (505) 925-5626 or 1-800-955-HOWL (4695). Call (505) 925-5500 for group tickets and ask to speak to a customer service representative.

On Game Day, the northeast box office at Dreamstyle Stadium opens four hours prior to kickoff, and the Lobo Ticket Office at Dreamstyle Arena opens three hours before game time. The northwest Dreamstyle Stadium box office opens 90 minutes before kickoff.

Lobo Talk & The Lobo Coaches Show

In the fall, host Robert Portnoy and coach Bob Davie discuss UNM football at Lobo Talk Wednesdays (Tuesdays for Friday game weeks). The show airs from 7-9 p.m. at Kelly's Brew Pub in Nob Hill. Fans can call 866-350-4309 to ask coach Davie a question. Also in the fall, the Lobo Coaches Show will be produced by LoboTV, with distribution channels to be announced in the fall.

Game Credentials

Regular UNM media will receive game credentials prior to the start of the season. Media members with season credentials will also serve as a parking pass for the Baseball East or Baseball South lot across from the stadium.

Visiting team media should request single-game credentials through their team's media relations office. Parking passes for the Baseball East and media lots will be needed.

Media members not associated directly with a team can email requests to fmercog@unm.edu. Please have these Wednesday of game week (Tuesday for Friday night home games).

For media members picking up credentials at will call without parking passes, it is located in the Northeast corner of the stadium by Gate 7 or 8. With parking passes credentials will be located at the University Drive entrance to the Baseball & Pit East lots with the parking attendant. This should allow you to get your credential without having to wait in line or deal with parking on the north side of the stadium.

Parking

Media parking is located across and just south of the stadium off University Drive. Media members can park in the Baseball East lot which is located next to University Drive. The Baseball East lot entrance is off University Drive between Lobo Baseball Field and the Rudy Davalos Center.

Visiting Radio

The visiting radio booth is now located on the 4th level of the main press box, next to the main media area.

THE UNIVERSITY OF NEW MEXICO

Founded in 1889 as New Mexico's flagship institution, The University of New Mexico now occupies nearly 800 acres near old Route 66 in the heart of Albuquerque, a metropolitan area of more than 500,000 people. From the magnificent mesas to the west, past the banks of the historic Rio Grande to the Sandia Mountains to the east, Albuquerque is a blend of culture and cuisine, styles and stories, people, pursuits and panoramas.

Offering a distinctive campus environment with a Pueblo Revival architectural theme, the campus buildings echo nearby Pueblo Indian villages. The nationally recognized campus arboretum and the popular duck pond offer an outstanding botanical experience in the midst of one of New Mexico's great public open spaces.

The People

As a Hispanic-Serving Institution, the University represents a cross-section of cultures and backgrounds. In fall of 2013 28,644 students, attended main campus with another 7,609 students at branch campuses and education centers.

UNM boasts an outstanding faculty that includes a Nobel Laureate, two MacArthur Fellows, 35 Fulbright scholars and several members of national academies. Faculty publish in many professional journals including Scientific American, The New England Journal of Medicine and Nature. UNM professors have been quoted in Newsweek, Los Angeles Times, Business Week, People Magazine, Parade Magazine, U.S. News and World Report, and The New Yorker, among others. They have shared their expertise on CNN, the Today Show, Good Morning America, Nova National Geographic and other news shows.

UNM employs more than 20,000 people statewide, including employees of University Hospital. It has more than 159,000 active alumni, with Lobos in every state and more than 1,400 alumni outside the U.S. More than half of UNM's alumni choose to remain in New Mexico.

The Places

The University has branch campuses in Gallup, Los Alamos, Taos and Valencia County, plus UNM West, an extension campus in Rio Rancho. UNM offers bachelor and graduate degree completion programs throughout the state via Extended Learning and has education centers located at the four branch campus locations as well as in Santa Fe, Farmington, and at Kirtland Air Force Base. UNM's libraries, museums, galleries and performance spaces are a rich cultural resources for the state. Home to the Lobos and contenders in the Mountain West Conference, UNM athletics draw fans from all over. Wise Pies Arena aka The Pit is one of college basketball's most famous and recognizable buildings. In fact, The Pit was ranked 8th by USA Today as one of the best arenas to watch college basketball.

The Programs

UNM is a place where cutting-edge research and creative endeavors flourish. UNM research injects millions of dollars into New Mexico's economy, funds new advancements in health-care, and augments teaching – giving students valuable hands-on training in state-of-the-art laboratories.

The Health Sciences Center is the state's largest integrated health care treatment, research and education organization. U.S. News and World Report's 2015 edition of "America's Best Graduate Schools" ranks the UNM School of Medicine 40th in primary care and 83rd in research, while specific areas also rank again among the top 10 – rural medicine, second, and family medicine, ninth. Additionally, in health disciplines, UNM's nursing/midwifery program is ranked fifth. UNM School of Law is ranked 72th, while ranking ninth in clinical training. UNM College of Fine Arts is ranked 53rd, with its photography program ranked fifth in the nation. The engineering program is ranked 87th nationally, with electrical engineering coming in at 53rd, and Chemical Engineering ranking at 58th.

UNM is the only Hispanic-Serving Institution in the U.S. that is also classified a Carnegie Research University with Very High Activity. Recently, Hispanic Business Magazine ranked four University schools among the top 10. The list included: UNM School of Law, seventh; UNM Anderson School of Management, fourth; UNM School of Medicine, seventh; and the UNM School of Engineering, sixth.



Among the University's outstanding research units are the Center for Advanced Research Computing, Cancer Center, New Mexico Engineering Research Institute, Center for High Technology Materials, Design Planning Assistance Center, and the Mind Research Network.

UNM Traditions-The Lobo Nickname

A number of legends have arisen over the years as to how The University of New Mexico got "Lobo" as its official nickname. When the university began playing football in 1892, the team was simply referred to as "The University Boys" or "Varsities" to distinguish themselves from the prep school kids.

The student body, at least as early as 1917, began to seriously explore the possibilities for both a mascot and a new name for the student newspaper, which was then called simply the "U.N.M. Weekly." Several names for the paper were suggested, including The Rattler, the Sand Devil, the Ki-yo-te and the Cherry and Silver. However, there was no single name that struck a responsive chord among the students and when school opened in the Fall of 1920 the U.N.M. Weekly was still there.

On Sept. 22, 1920, sophomore George S. Bryan, editor of the U.N.M. Weekly and student manager of the football team, was present at a Student Council meeting for the purpose of suggesting that the University teams be given a mascot name as at that time many universities had mascot names for their teams. Bryan suggested Lobo, the Spanish word for wolf, as the nickname. The name was enthusiastically received. The Oct. 1 issue of the student paper said, "The Lobo is respected for his cunning, feared for his prowess, and is the leader of the pack. It is the ideal name for the Varsity boys who go forth to battle for the glory of the school. All together now; fifteen rahs for the LOBOS."

From that beginning, the Lobo nickname has remained with The University of New Mexico for over almost 100 years.

UNM Traditions - The Lobo Mascot

After "Lobo" was adopted as the school's nickname in 1920, it was not long thereafter that a real Lobo became the mascot.

Bruno Dieckmann, class of 1902, and by 1920 a successful Albuquerque insurance and real estate agent, acquired the first Lobo for the University at his own expense. At the time he was treasurer of the Athletic Association and "one of the most admired men in town."

Elsie Ruth Chant, class of 1923, recalled, "All of the girls on campus wanted to be seen with him.


He was an accomplished concert violinist as well as being a successful businessman, and he was rich. He drove a Stutz Bearcat convertible around town and all of the girls would compete to get rides with him. Sometimes he had five or six girls in the car, and when he finally got married, he left broken hearts all over campus. Anyway, he either caught it himself or he paid to have a wolf captured in the Mount Taylor area. The wolf was brought into the school and a student by the name of Bowman would take it on a leash to the football practice area."

Apparently, a government trapper named Jim Young caught a wolf pup on the Floyd Lee Ranch near Mount Taylor in western part of the state. The cub became the responsibility of the cheerleaders and it appeared in harness at every football game. However, in the late 20s, a child teased the wolf and the child was bitten at one of the games. UNM officials were forced to dispose of the wolf, as one historian put it, "for fear other ill-bred brats might become tempted to play with the wolf and bring a damage suit."

A live wolf was not a part of the scene for over 90 years, but recently, Zoerro the Wolf from the Wild Spirit Wolf Sanctuary has been at events for photo opportunities and to educate UNM fans on the wolves and to "educate the public about wolves, wolf-dogs, and other related species, our eco-system and how we all play a part in it, and the excellent, ethical care and treatment of all animals domestic and wild." In the early 1960s a human mascot named "Lobo Louie" was created. A second mascot, "Lobo Lucy" was created in the early 1980s. Both are now members of the school's cheerleading squad.

UNM Traditions - Cherry and Silver

The most common origin of New Mexico's school colors dates back nearly 100 years. Apparently, the school colors in the early 1890s were black and gold. Ms. Harriet Jenness, a faculty member who taught drawing, drama, penmanship, and music, suggested a change in school colors because black and gold did not give a true feeling of New Mexico. She suggested the crimson evening glow of the majestic Sandia mountains to the east. The silver came from when students and faculty took picnics in the Sandias and noted the Rio Grande looked like a silver ribbon winding through the valley below. Her ideas were enthusiastically adopted by the faculty and staff. The crimson was later changed to cherry, the color of a Sandia sunset. Miss Jenness died in 1895, two years before the colors were adopted as "official." From 1973-79, turquoise was integrated into the official school colors, at least, for the athletics teams. The football team wore turquoise jerseys at home during those years. Cherry and silver returned as the predominant colors in 1980, and teams will now wear turquoise as an alternate or throwback jersey.



UNM Traditions - The Alma Mater

The Alma Mater (in Latin means "Nourishing" or "Dear Mother") was a source of contention at UNM in 1947. The original Alma Mater was set to the tune of "Annie Lyle," which was an unpopular tune with the student body for a long period of time. The student body voted in a general election to change the Alma Mater and found Glee Club Director Craig Summers to oblige. Actually Mr. Summers and his father wrote the present Alma Mater three years before and called it "The New Mexico Hymn."

New Mexico, New Mexico
We sing to honor thee.
This golden haze of college days
Will live in memory.
This praise we sing will ever ring
With truth and loyalty New Mexico, your fame we know
Will last eternally.

UNM Traditions - The Fight Song

The UNM fight Song was written in 1930. The music to the Fight Song was written by Dean Lena Clauve, who served the University for 32 years as a professor of music education and as the Dean of Women. Dr. George St. Clair, professor in the English Department, wrote the lyrics.

Hail to thee, New Mexico,
Thy loyal sons are we. Marching down the field we go,
Fighting for thee.
RAH! RAH! RAH!
Now we pledge our faith to thee,
Never shall we fail.
Fighting ever, yielding never.
HAIL! HAIL! HAIL!



CENTER FOR STUDENT-ATHLETE SUCCESS

**Mission**

The Lobo Center for Student-Athlete Success, in conjunction with the University of New Mexico, provides support services for prospective, current, as well as former student-athletes in an effort to increase academic and personal success. Student athletes are encouraged to develop personal responsibility, intelligent decision making, and leadership skills through the provision of educational experiences both inside and outside of the classroom. The Lobo Center also celebrates the academic and civic achievements by our student-athletes.

Services Offered Study Hall

The study halls are sport specific and designed to accommodate each athletic team in a structured and professional academic setting. The atmosphere is intended to foster an environment that is conducive to learning and group facilitation.

Each team study hall is staffed and monitored by at least one study hall monitor. The study hall monitors are

proficient in a myriad of subjects and provide assistance to the student-athletes when needed

Athletic Computer Labs

The athletic computer lab is an academic aid to student-athletes, and its primary purpose is to facilitate the scholastic pursuits of student athletes at the University of New Mexico.

Laptop Computers

Laptop computers are available to all student-athletes on a first come, first serve basis. The laptops are for student-athletes to use when they are on the road traveling for competition.

Learning Strategist

The Center also has an in-house Learning Strategist devoted to providing support to student-athletes who have been diagnosed with a learning disability as well as those who need additional instruction in specific content areas and general study skills. The Learning Strategist also provides workshops that address study skills and time management. Individual appointments can be made as needed as well as class specific reviews can be coordinated.

Books on Loan

A benefit of being a student-athlete on scholarship is an in-house bookroom where student-athletes can get their textbooks for their classes. Our bookroom administrator can look up student's class schedules to determine the necessary textbooks, which eliminates the time-consuming tasks of going to the bookstore to research the books for each class and then standing in long lines to purchase them!

**Academic Monitoring**

Student-athlete progress is monitored by the Student Support Staff, housed in the Lobo Center. Three times a semester instructors will provide feedback on student-athletes academic progress. Progress forms are sent at the 4th, 8th, and 12th week during the academic semester. The information provided in these forms are forwarded to coaches and used to help student-athletes with their academic progression.

Academic Advisement

Each student-athlete at UNM is required to meet with their athletic academic advisor at least once a semester for class registration advisement. Once a major is declared, the student athlete is required to meet their assigned major advisor at least once per semester and then return a completed pre-enrollment form to their assigned athletic advisor. An athletic academic advisor is always available to answer any and all questions.

University 101

University 101 is a three (3) credit hour course that is designed to help freshmen student-athletes successfully transition into life and learning at the university. This course provides freshman student-athletes with a special orientation to the university community, the UNM athletics program, and the NCAA rules and regulations. Although the course does not fulfill core curriculum requirements, it is applicable towards elective credit. Furthermore, it is required for all incoming freshmen scholarship student-athletes.



ACADEMIC SUCCESS

Twenty-six Lobos walk at Graduation, 2017 Team Has 10 Graduates

Graduation day was a busy one for the University of New Mexico football team, as 26 Lobos walked at Spring graduation ceremonies. Overall over the last two seasons, the Lobos have had 42 student-athletes graduate.

The 2017 Lobos will have 10 players in graduate school: Daryl Chestnut, Colton Gerhart, Jacob Girgle, Garrett Hughes, Lamar Jordan, Kenneth Maxwell, Jake Rothschiller, Kyle Rothschiller, Dorsett Valdez and Johnny Williams.

Pictured at left are the members of the team that took part in the Spring 2017 ceremony, (Standing, L-R) Steven Romero, Kenya Donaldson, Lamar Jordan, Toye Adewon, Darian Allen, Kyle Rothschiller, Tevita Fonua, Ryan Santos, Jake Rothschiller, Geo Simmons, Jacob Girgle, Daryl Chestnut, Nick Lehman, Taylor Timmons (Kneeling, L-R) Dameon Gamblin and Dorsett Valdez.

**2016 MOUNTAIN WEST ALL-ACADEMIC**

Garrett Adcock
Law (Juris Doctorate)



Austin Apodaca
Physical Education (Master's)



Erik Beilman
Biology



Corey Bojorquez
Liberal Arts



Dakota Cox
Business Administration



Chris Davis, Jr.
Secondary Education



Q' Drennan
Nursing



Blaise Fountain
Liberal Arts



Cole Gautsche
Physical Education (Master's)



Jacob Girgle
Communications



Charlie Grammel
Psychology



Alex Hart
Business Administration



Daniel Henry
Physical Education



Nick Lehman
Liberal Arts



Elijah Lilly
Pre-History



Kene Okonkwo
Business Administration



Steven Romero
Psychology



Jake Rothschiller
Liberal Arts



Kyle Rothschiller
Liberal Arts

ACADEMIC SUPPORT



ACADEMIC SERVICES OFFERED

STUDY HALL

The study halls are sport specific and designed to accommodate each athletic team in a structured and professional academic setting. The atmosphere is intended to foster an environment that is conducive to learning and group facilitation.

ATHLETIC COMPUTER LABS

The athletic computer lab is an academic aid to student-athletes, and its primary purpose is to facilitate the scholastic pursuits of student-athletes at the University of New Mexico. Laptop computers are available to all student-athletes when they are on the road traveling for competition.

LEARNING DISABILITIES SUPPORT LEARNING STRATEGIST

The Center also has an in-house Learning Strategist devoted to providing support to student-athletes who have been diagnosed with a learning disability as well as those who need additional instruction in specific content areas and general study skills.

BOOKS ON LOAN

A benefit of being a student-athlete on scholarship is an in-house book room where student-athletes can get their textbooks for their classes.

ACADEMIC MONITORING

Student-athlete progress is monitored by the Center. Three times a semester instructors will provide feedback on student-athletes academic progress.

ACADEMIC ADVISEMENT

Each student-athlete at UNM is required to meet with their athletic academic advisor at least once a semester for class registration advisement.

DEREK SOKOLOFF SENIOR STUDENT SUCCESS MANAGER, FOOTBALL

Derek Sokoloff rejoins the Lobo Athletic Department in February 2016 as Senior Student Success Manager for football, coordinating the academics support services for the team as well as supervising a full-time advisor.

He returns after taking a one year stint as a corporate accountant for Gap Inc. Prior to this, Sokoloff worked from 2011-2014 as the academic coordinator for football at UNM, coordinating all of the academic support services for the team. During his time at UNM he has led the team to record setting APR scores and team GPAs.

Sokoloff earned his Bachelors from Marywood University in Psychology in 2009. A Masters in Higher Education Counseling from Syracuse University in 2011. A MBA from the University of New Mexico in 2014 and he is currently working on his Ph.D. in Physical Education, Sports, and Exercise Science.



DEREK SOKOLOFF ACAD
NEW MEXICO LOBOS



LOBOS IN THE NFL

Ben Agajanian

Height: 6' 0" Weight: 195

Born: 8/28/1919, in Santa Ana, CA, USA

High School: San Pedro (CA)

		FGM	FGA	XPM	XPA
1945	Philadelphia Eagles	0	0	0	0
1945	Pittsburgh Steelers	0	0	0	0
1947	Los Angeles Dons	0	0	0	0
1948	Los Angeles Dons	0	0	0	0
1949	New York Giants	8	13	35	36
1953	Los Angeles Rams	10	24	36	37
1954	New York Giants	13	25	35	35
1955	New York Giants	10	15	32	33
1956	New York Giants	5	13	23	23
1957	New York Giants	10	18	32	32
1960	Los Angeles Chargers	13	24	46	47
1961	Dallas Texans	1	2	8	8
1961	Green Bay Packers	1	2	8	8
1962	Oakland Raiders	5	14	10	11
1964	San Diego Chargers	2	4	8	8
Career Totals:		78	154	273	278

(2 AAFC Seasons)

(4 AFL Seasons)

(8 NFL Seasons)

Ben Agajanian is one of only two players in the history of professional football to play in the AAFC, the NFL, and the AFL, joining Hardy Brown. Agajanian has the distinction of scoring the first points in the inaugural AFL Championship game, a 38-yard field goal.



Walt Arnold

Position: TE

Height: 6' 3" Weight: 225

Born: 8/31/1958, in Galveston, TX, USA

High School: Los Alamos (NM)

		REC	YDS	AVG	TD	LNG
1980	Los Angeles Rams	5	75	15.0	1	33
1981	Los Angeles Rams	20	212	10.6	2	24
1982	Houston Oilers	0	0	0.0	0	0
1983	Houston Oilers	12	137	11.4	1	37
1984	Kansas City Chiefs	11	95	8.6	1	15
1984	Washington Redskins	0	0	0.0	0	0
1985	Kansas City Chiefs	28	339	12.1	1	38
1986	Kansas City Chiefs	20	169	8.5	1	27
1987	Kansas City Chiefs	3	26	8.7	0	10
Career Totals:		99	1053	10.6	7	38

(8 NFL Seasons)

Billy Austin

Position: DB/S

Height: 5' 10" Weight: 195

Born: 3/8/1975, in Washington, DC, USA

High School: Kempner (Sugar Land, TX)

		TKL	AST
1998	Indianapolis Colts	1	0
1999	Indianapolis Colts	12	3
2000	Indianapolis Colts	7	2
Career Totals:		20	5

(3 NFL Seasons)

Charlie Baker

Position: LB

Height: 6' 2" Weight: 230

Born: 9/26/1957, in Mount Pleasant, TX, USA

High School: Ector (Odessa, TX)

Drafted: 1980, Round 3, Pick 25 (81 Overall) by St. Louis Cardinals

		GP	GS	SCK	FR
1980	St. Louis Cardinals	16	1	0	0
1981	St. Louis Cardinals	14	8	0	1
1982	St. Louis Cardinals	9	9	0	2
1983	St. Louis Cardinals	16	16	0	0
1984	St. Louis Cardinals	9	6	0	0
1985	St. Louis Cardinals	15	3	0	0
1986	St. Louis Cardinals	16	16	3.5	1
1987	St. Louis Cardinals	14	3	0	0
Career Totals:		109	62	3.5	4

(8 NFL Seasons)

Hank Baskett

Position: WR

Height: 6' 4" Weight: 220

Born: 9/4/1982, in Clovis, NM, USA

		REC	YDS	AVG	TD	LNG
2006	Philadelphia Eagles	22	464	21.2	2	89T
2007	Philadelphia Eagles	16	142	8.9	1	25
2008	Philadelphia Eagles	33	440	13.3	3	90T
2009	Philadelphia Eagles	1	6	6.0	0	6
2009	Indianapolis Colts	4	28	7.0	0	9
2010	Minnesota Vikings	1	18	18.0	0	18
2010	Philadelphia Eagles	0	0	0.0	0	0
Career Totals:		77	1098	14.3	6	90T

(5 NFL Seasons)

Hank Baskett played seven seasons after starring at UNM and Clovis High School. Baskett was named the 2007 Philadelphia Eagles' Special Teams MVP.



Jarrold Baxter

Position: RB

Height: 6' 0" Weight: 245

Born: 3/9/1979, in Dayton, OH, USA

High School: Highland (Albuquerque, NM)

Drafted: 2002, Round 5, Pick 1 (136 Overall) by Houston Texans

		ATT	YDS	AVG	TD	REC	YDS	AVG	TD
2002	Houston Texans	7	14	2.0	0	5	33	6.6	1
2004	Houston Texans	2	1	0.5	0	1	3	3.0	0
2005	Arizona Cardinals	0	0	0.0	0	1	4	4.0	0
Career Totals:		9	15	1.7	0	7	40	5.7	1

(3 NFL Seasons)

Byron Bell

Position: LT

Height: 6' 5" Weight: 340

Born: 1/17/1989, in Greenville, TX, USA

High School: Greenville (Greenville, TX)

		GP	GS
2011	Carolina Panthers	16	12
2012	Carolina Panthers	15	15
2013	Carolina Panthers	16	14
2014	Carolina Panthers	15	15
2015	Tennessee Titans	16	16
2016	Tennessee Titans	0	0
Career Totals:		78	72

(6 NFL Seasons)

Walter Bernard

Position: CB

Height: 6' 2" Weight: 200

Born: 5/3/1978, in San Diego, CA, USA

High School: Rancho Buena Vista (San Diego, CA)

		GP	GS	TKL
2002	Seattle Seahawks	1	0	0

(1 NFL Season)

Quincy Black

Position: LB

Height: 6' 3" Weight: 227

Born: 2/28/1984, in Chicago, IL, USA

Drafted: 2007, Round 3, Pick 4, (68 Overall) by Tampa Bay Buccaneers

		TKL	SCK	INT	FR
2007	Tampa Bay Buccaneers	18	0	0	2
2008	Tampa Bay Buccaneers	12	0	0	0
2009	Tampa Bay Buccaneers	69	1.5	1	0
2010	Tampa Bay Buccaneers	54	2.0	1	1
2011	Tampa Bay Buccaneers	48	0	1	1
2012	Tampa Bay Buccaneers	28	0	0	0
Career Totals:		283	3.5	3	4

(6 NFL Seasons)

Quincy Black was one of the top linebackers in the 2007 draft according to Mel Kiper, and he had a productive six year NFL career.



Ken Brown

Position: C/OG

Height: 6' 1" Weight: 245

Born: 4/19/1954, in Saginaw, MI, USA

High School: Ganesha (Pomona, CA)

		GP	GS	FR
1979	Denver Broncos	16	0	1
1980	Green Bay Packers	7	0	0
Career Totals:		23	0	1

(2 NFL Seasons)

Marquis Bundy

Position: WR

Height: 6' 4" Weight: 215

Born: 8/5/1994, in Phoenix, AZ, USA

High School: Boulder Creek (Anthem, AZ)

		REC	YDS	AVG	TD	LNG
2016	Arizona Cardinals	0	0	0.0	0	0

(1 NFL Season)

Jimmie Carter

Position: LB
 Height: 6' 1" Weight: 220
 Born: 7/26/1961, in Weimar, TX, USA
 High School: Reagan (Austin, TX)

	GP	GS
1987 St. Louis Cardinals	1	0

(1 NFL Season)**Stoney Case**

Position: QB
 Height: 6' 2" Weight: 206
 Born: 7/7/1972, in Odessa, TX, USA
 High School: Permian (Odessa, TX)
 Drafted: 1995, Round 3, Pick 16 (80 Overall) by Arizona Cardinals

	ATT	CMP	YDS	TD	INT
1995 Arizona Cardinals	2	1	19	0	1
1996 Arizona Cardinals	0	0	0	0	0
1997 Arizona Cardinals	55	29	316	0	2
1998 Arizona Cardinals	0	0	0	0	0
1999 Baltimore Ravens	170	77	988	3	8
2000 Detroit Lions	91	56	503	1	4

Career Totals:**(6 NFL Seasons)**

Stoney Case, who was the back-up quarterback at Permian "Friday Night Lights", and spent six seasons in the NFL

**Devin Clark**

Position: OL
 Height: 6' 4" Weight: 305
 Born: 5/22/1986, in Austin, TX, USA
 High School: Mountain View HS (Mesa, AZ)

	GP	GS
2008 Washington Redskins	2	0


(1 NFL Season)**Robin Cole**

Position: LB
 Height: 6' 2" Weight: 225
 Born: 9/11/1955, in Los Angeles, CA, USA
 High School: Compton (CA)
 Drafted: 1977, Round 1, Pick 21 (21 Overall) by Pittsburgh Steelers

	SCK	INT	FF	FR
1977 Pittsburgh Steelers	0	0	0	2
1978 Pittsburgh Steelers	0	0	0	0
1979 Pittsburgh Steelers	0	0	0	1
1980 Pittsburgh Steelers	0	1	0	1
1981 Pittsburgh Steelers	0	1	0	1
1982 Pittsburgh Steelers	5.0	0	0	0
1983 Pittsburgh Steelers	5.0	0	0	2
1984 Pittsburgh Steelers	2.0	1	0	1
1985 Pittsburgh Steelers	3.0	1	0	3
1986 Pittsburgh Steelers	0.5	0	0	2
1987 Pittsburgh Steelers	1.0	1	0	1
1988 New York Jets	3.0	0	0	1

Career Totals:**(12 NFL Seasons)**

A member of the Steel Curtain defense, Robin Cole started at linebacker in Super Bowl XIV, a 31-19 win by the Steelers over the Los Angeles Rams

**Chris Combs**

Position: TE
 Height: 6' 4" Weight: 238
 Born: 3/17/1958, in National City, CA, USA
 High School: Sweetwater (National City, CA)
 College: University of New Mexico

	REC	YDS	AVG	TD	LNG
1980 St. Louis Cardinals	2	52	26.0	1	38T
1981 St. Louis Cardinals	5	54	10.8	0	13

Career Totals:**(2 NFL Seasons)****Erik Cook**

Position: C
 Height: 6' 6" Weight: 308
 Born: 7/5/1987, in Albuquerque, NM, USA
 Drafted: 2010, Round 7, Pick 22, (229 Overall) by Washington Redskins

	GP	GS
2010 Washington Redskins	0	0
2011 Washington Redskins	6	2

Career Totals:**(2 NFL Seasons)****Ryan Cook**

Position: C
 Height: 6' 6" Weight: 328
 Born: 5/8/1983, in Albuquerque, NM, USA
 Drafted: 2006, Round 2, Pick 19, (51 Overall) by Minnesota Vikings

	GP	GS
2006 Minnesota Vikings	6	3
2007 Minnesota Vikings	16	16
2008 Minnesota Vikings	16	14
2009 Minnesota Vikings	16	0
2010 Minnesota Vikings	16	7
2011 Miami Dolphins	7	0
2012 Dallas Cowboys	13	11

Career Totals:**(8 NFL Seasons)****Preston Dennard**

Position: WR
 Height: 6' 1" Weight: 184
 Born: 11/28/1955, in Cordele, GA, USA
 High School: South Mountain (Phoenix, AZ)/Marcos de Niza (Tempe, AZ)

	REC	YDS	AVG	TD	LNG
1978 Los Angeles Rams	3	35	11.7	0	15
1979 Los Angeles Rams	43	776	17.8	4	50
1980 Los Angeles Rams	36	596	16.6	6	44
1981 Los Angeles Rams	49	821	16.8	4	64
1982 Los Angeles Rams	25	383	15.3	2	39
1983 Los Angeles Rams	33	465	14.1	5	61T
1984 Buffalo Bills	30	417	13.9	7	68T
1985 Green Bay Packers	13	182	14.0	2	34

Career Totals:**(8 NFL Seasons)**

Preston Dennard also started in Super Bowl XIV opposite his former teammate Robin Cole, catching two passes for 32 yards.

**John Duff**

Position: DE/TE
 Height: 6' 7" Weight: 250
 Born: 7/31/1967, in Columbus, OH, USA
 High School: Tustin (CA)

	GP	GS
1993 Los Angeles Raiders	1	0
1994 Los Angeles Raiders	4	0
1995 Jacksonville Jaguars	0	0

Career Totals:**(3 NFL Seasons)****SaQwan Edwards**

Position: CB
 Height: 6' 0" Weight: 200
 Born: 5/13/1992, in Houston, TX, USA
 High School: Manvel (TX)

	TKL	SCK	INT	FF
2015 Oakland Raiders	0	0	0	0

Career Totals:**(1 NFL Season)****Andy Frederick**

Position: OT/T
 Height: 6' 6" Weight: 265
 Born: 7/25/1954, in Oak Park, IL, USA
 High School: St. Joseph (Westchester, IL)
 Drafted: 1977, Round 5, Pick 25 (137 Overall) by Dallas Cowboys

	GP	GS
1977 Dallas Cowboys	13	0
1978 Dallas Cowboys	16	0
1979 Dallas Cowboys	16	0
1980 Dallas Cowboys	16	0
1981 Dallas Cowboys	16	0
1982 Cleveland Browns	7	0
1983 Chicago Bears	16	0
1984 Chicago Bears	16	0
1985 Chicago Bears	16	0

Career Totals:**(9 NFL Seasons)****Dillon Farrell**

Position: C
 Height: 6' 5" Weight: 303
 Born: 9/7/1990, in Baton Rouge, LA, USA
 High School: Christian Life (Baton Rouge, LA)

	GP	GS
2014 San Francisco 49ers	8	0

Career Totals:**(1 NFL Seasons)**

Frank Giddens

Position: OT
Height: 6' 7" Weight: 300
Born: 1/20/1959, in Lubbock, TX, USA
High School: Cralsbad (NM)

	GP	GS
1981 Philadelphia Eagles	16	0
1982 Philadelphia Eagles	9	0
Career Totals:	25	0

(2 NFL Seasons)

Lennox Gordon

Position: RB
Height: 6' 0" Weight: 201
Born: 9/9/1978, in Higley, AZ, USA
High School: Red Mountain (Mesa, AZ)

	ATT	YDS	AVG	TD	LNG
1999 Buffalo Bills	11	38	3.5	0	13
2000 Indianapolis Colts	4	13	3.3	0	6
Career Totals:	15	51	3.4	0	13

(2 NFL Seasons)

Bruce Herron

Position: LB
Height: 6' 2" Weight: 220
Born: 4/14/1954, in Victoria, TX, USA
High School: Bloomington (TX)

	GP	GS	SCK
1978 Chicago Bears	15	0	0
1979 Chicago Bears	16	0	0
1980 Chicago Bears	15	0	0
1981 Chicago Bears	16	0	0
1982 Chicago Bears	9	0	1.0
Career Totals:	71	0	1.0

(5 NFL Seasons)

Dave Hettema

Position: T
Height: 6' 4" Weight: 249
Born: 11/7/1942, in Pasadena, CA, USA
High School: Pasadena (CA)

	GP	GS
1967 San Francisco 49er's	7	0
1970 Atlanta Falcons	6	0
Career Totals:	13	0

(2 NFL Seasons)

Shawn Hollingsworth

Position: T
Height: 6' 2" Weight: 260
Born: 12/4/1961, in Brownwood, TX, USA
High School: Brownwood (TX)

	GP	GS
1983 Denver Broncos	5	0
Career Totals:	5	0

(1 NFL Season)

Eric Jack

Position: CB
Height: 5' 10" Weight: 177
Born: 4/19/1972, in Dallas, TX, USA
High School: Eastwood (El Paso, TX)

	GP	GS
1994 Atlanta Falcons	16	0
1995 Atlanta Falcons	0	0
Career Totals:	16	0

(2 NFL Seasons)

Joe Maese

Position: C
Height: 6' 0" Weight: 241
Born: 12/2/1978, in Morenci, AZ, USA
High School: Cortez (Phoenix, AZ)
Drafted: 2001, Round 6, Pick 31 (194 Overall) by Baltimore Ravens

	GP	GS
2001 Baltimore Ravens	15	0
2002 Baltimore Ravens	16	0
2003 Baltimore Ravens	16	0
2004 Baltimore Ravens	15	0
2005 Detroit Lions	3	0
Career Totals:	65	0

(5 NFL Seasons)


Terance Mathis

Position: WR
Height: 5' 10" Weight: 185
Born: 6/7/1967, in Detroit, MI, USA
High School: Redan (Stone Mountain, GA)
Drafted: 1990, Round 6, Pick 3 (140 Overall) by New York Jets

	REC	YDS	AVG	TD	LNG
1990 New York Jets	19	245	12.9	0	23
1991 New York Jets	28	329	11.8	1	39
1992 New York Jets	22	316	14.4	3	55T
1993 New York Jets	24	352	14.7	0	46
1994 Atlanta Falcons	111	1342	12.1	11	81
1995 Atlanta Falcons	78	1039	13.3	9	54T
1996 Atlanta Falcons	69	771	11.2	7	55
1997 Atlanta Falcons	62	802	12.9	6	49
1998 Atlanta Falcons	64	1136	17.8	11	78T
1999 Atlanta Falcons	81	1016	12.5	6	52
2000 Atlanta Falcons	57	679	11.9	5	44T
2001 Atlanta Falcons	51	564	11.1	2	34
2002 Pittsburgh Steelers	23	218	9.5	2	22
Career Totals:	689	8809	12.8	63	81

(12 NFL Seasons)

Terance Mathis had a superb 12-year career. He caught a TD in Super Bowl XXXIII and lead Atlanta in receiving in that game. He is second on the Falcons' career list for catches and yards.



Ramos McDonald

Position: CB/DB
Height: 5' 11" Weight: 198
Born: 4/30/1976, in Dallas, TX, USA
High School: Liberty Elyau (Texarkana, TX)
Drafted: 1998, Round 3, Pick 19 (80 Overall) by Minnesota Vikings

	GP	GS	INT
1998 Minnesota Vikings	15	0	0
1999 Minnesota Vikings	5	5	0
1999 San Francisco 49er's	9	7	1
2000 New York Giants	3	0	0
Career Totals:	32	12	1

(3 NFL Seasons)

Scott McGarrahan

Position: DB
Height: 6' 1" Weight: 198
Born: 2/12/1974, in Arlington, TX, USA
High School: Lamar (Arlington, TX)
Drafted: 1998, Round 6, Pick 3 (156 Overall) by Green Bay Packers

	TKL	INT	SCK
1998 Green Bay Packers	0	0	0
1999 Green Bay Packers	0	0	0
2000 Green Bay Packers	0	0	0.5
2001 Miami Dolphins	8	0	0
2002 Miami Dolphins	8	0	1.0
2003 Tennessee Titans	47	0	1.0
2004 Tennessee Titans	40	1	0.5
2005 San Diego Chargers	1	0	0
2005 Detroit Lions	0	0	0
Career Totals:	104	1	3.0

(8 NFL Seasons)

Avery Monfort

Position: HB
Height: 5' 10" Weight: 178
Born: 12/19/1918, in Copan, OK, USA

	ATT	YDS	AVG	TD	LNG
1942 Chicago Cardinals	3	8	2.7	0	11
Career Totals:	3	8	2.7	0	11

(1 NFL Season)

Bobby Morgan

Position: DB
Height: 6' 0" Weight: 205
Born: 8/7/1940, in Warnego, KS, USA
High School: Warnego (KS)

	GP	GS
1967 Pittsburgh Steelers	5	0
Career Totals:	5	0

(1 NFL Season)

Steve Myer

Position: QB
Height: 6' 2" Weight: 191
Born: 7/17/1954, in Covina, CA, USA
High School: West Covina (CA)

	ATT	CMP	YDS	TD	INT
1976 Seattle Seahawks	0	0	0	0	0
1977 Seattle Seahawks	130	70	729	6	12
1978 Seattle Seahawks	22	11	94	0	2
1979 Seattle Seahawks	8	2	28	0	0
Career Totals:	160	83	851	6	14

(4 NFL Seasons)

Winslow Oliver

Position: RB
 Height: 5' 7" Weight: 180
 Born: 3/3/1973, in Houston, TX, USA
 High School: Clements (Sugar Land, TX)/Kempner (Houston, TX)
 Drafted: 1996, Round 3, Pick 12 (73 Overall) by Carolina Panthers

	ATT	YDS	AVG	TD	LNG
1996 Carolina Panthers	47	183	3.9	0	16
1997 Carolina Panthers	1	0	0.0	0	0
1998 Carolina Panthers	0	0	0.0	0	0
1999 Atlanta Falcons	8	32	4.0	0	10
2000 Atlanta Falcons	0	0	0.0	0	0
Career Totals:	56	215	3.8	0	16

(5 NFL Seasons)

Winslow Oliver carved out a nice five-year career in the NFC South with the Carolina Panthers and the Atlanta Falcons. His biggest NFL play came in 1996 when he recorded an 84-yard punt return for a touchdown against the New Orleans Saints.

**Terrance Pennington**

Position: OT
 Height: 6' 7" Weight: 319
 Born: 9/25/1983, in Los Angeles, CA, USA
 Drafted: 2006, Round 7, Pick 8 (216 Overall) by Buffalo Bills

	GP	GS
2006 Buffalo Bills	11	0
2007 Atlanta Falcons	5	0
Career Totals:	16	0

(2 NFL Seasons)

Don Perkins

Position: FB/HB/OHB/RB
 Height: 5' 10" Weight: 200
 Born: 3/4/1938, in Waterloo, IA, USA
 High School: West (Waterloo, IA)

	ATT	YDS	AVG	TD	LNG
1961 Dallas Cowboys	200	815	4.1	4	47
1962 Dallas Cowboys	222	945	4.3	7	35
1963 Dallas Cowboys	149	614	4.1	7	19T
1964 Dallas Cowboys	174	768	4.4	6	59
1965 Dallas Cowboys	177	690	3.9	0	43
1966 Dallas Cowboys	186	726	3.9	8	24
1967 Dallas Cowboys	201	823	4.1	6	30
1968 Dallas Cowboys	191	836	4.4	4	28T
Career Totals:	1500	6217	4.1	42	59

(8 NFL Seasons)

Perkins was the NFL Rookie of the Year for Dallas in 1961, and he finished in the top-10 in the NFL in rushing in all eight of his seasons. He was the first Cowboy to ever rush for 100 yards in a game. He was the second inductee to the Cowboys Ring of Honor.

**Jhurrell Pressley**

Position: RB
 Height: 5' 10" Weight: 206
 Born: 5/20/1992, in Newark, DE, USA
 High School: Red Lion Christian Academy (New Castle, DE)

	ATT	YDS	AVG	TD	LNG
2016 Green Bay Packers	0	0	0.0	0	0
2016 Atlanta Falcons	0	0	0.0	0	0
Career Totals:	0	0	0.0	0	0

(1 NFL Season)

Glover Quin

Position: DB
 Height: 6' 0" Weight: 207
 Born: 1/15/86, in McComb, Mississippi, USA
 High School: Summit North Pike (McComb, Miss.)
 Drafted: 2009, Round 4, Pick 12 (112 Overall) by Houston Texans

	GP	GS	TKL	SCK	INT	PD	FF
2009 Houston Texans	15	12	68	0.0	0	11	0
2010 Houston Texans	16	16	85	0.0	3	14	1
2011 Houston Texans	16	16	77	0.0	0	9	0
2012 Houston Texans	16	16	84	1.0	2	14	2
2013 Detroit Lions	16	16	57	2.0	3	8	1
2014 Detroit Lions	16	16	73	0.0	7	10	0
2015 Detroit Lions	16	16	67	0.0	4	5	1
Career Totals:	111	108	511	3.0	19	71	5

(6 NFL Seasons)

Glover Quin has quickly become one of the best in the NFL. He was named one of the Top 100 players in the NFL for the 2014 season after a career-best seven interceptions.

**Randy Rich**

Position: CB/DB/S
 Height: 5' 10" Weight: 178
 Born: 12/28/1953, in Bakersfield, CA, USA
 High School: Bakersfield (CA)

	GP	GS
1977 Detroit Lions	2	0
1978 Cleveland Browns	9	0
1978 Oakland Raiders	1	0
1979 Cleveland Browns	16	0
Career Totals:	28	0

(3 NFL Seasons)

Sam Scarber

Position: RB
 Height: 6' 2" Weight: 232
 Born: 6/24/1949, in St. Louis, MO, USA
 High School: O'Fallon Technical (St. Louis, MO)

	ATT	YDS	AVG	TD	LNG
1975 San Diego Chargers	15	68	4.5	1	18
1976 San Diego Chargers	61	236	3.9	1	14
Career Totals:	76	304	4.0	2	18

(2 NFL Seasons)

David Sloan

Position: TE
 Height: 6' 6" Weight: 258
 Born: 6/8/1972, in Fresno, CA, USA
 High School: Sierra (Tollhouse, CA)
 College: Fresno City College, University of New Mexico
 Drafted: 1995, Round 3, Pick 6 (70 Overall) by Detroit Lions

	REC	YDS	AVG	TD	LNG
1995 Detroit Lions	17	184	10.8	1	24
1996 Detroit Lions	7	51	7.3	0	18
1997 Detroit Lions	29	264	9.1	0	25
1998 Detroit Lions	11	146	13.3	1	33
1999 Detroit Lions	47	591	12.6	4	74T
2000 Detroit Lions	32	379	11.8	2	59
2001 Detroit Lions	37	409	11.1	7	27
2002 New Orleans Saints	12	127	10.6	0	29
2003 New Orleans Saints	0	0	0.0	0	0
Career Totals:	192	2151	11.2	15	74T

(9 NFL Seasons)

Ken Smith

Position: TE
 Height: 6' 4" Weight: 225
 Born: 7/25/1951, in Houston, TX, USA
 High School: Malakoff (TX)
 College: Navarro Junior College, University of New Mexico

	GP	GS
1973 Cleveland Browns	13	0
Career Totals:		

(1 NFL Season)

Marcus Smith

Position: WR
 Height: 6' 1" Weight: 215
 Born: 1/11/1985, in San Diego, CA, USA
 High School: Samuel F.B. Morse HS (San Diego, CA)

	GP	GS
2008 Baltimore Ravens	7	0
2009 Baltimore Ravens	0	0
2010 Baltimore Ravens	14	0
Career Totals:	21	0

(3 NFL Seasons)

Paul Smith

Position: DE/DT
 Height: 6' 3" Weight: 254
 Born: 8/13/1945, in Ada, OK, USA
 High School: Roswell (NM)
 Drafted: 1968, Round 9, Pick 3 (222 Overall) by Denver Broncos

	GP	GS	FR	TD
1968 Denver Broncos	12	3	0	0
1969 Denver Broncos	14	1	1	0
1970 Denver Broncos	14	14	0	0
1971 Denver Broncos	14	14	1	0
1972 Denver Broncos	14	14	0	0
1973 Denver Broncos	14	14	1	0
1974 Denver Broncos	4	2	0	0
1975 Denver Broncos	13	12	2	1
1976 Denver Broncos	11	10	0	0
1977 Denver Broncos	12	2	1	0
1978 Denver Broncos	11	0	1	0
1979 Washington Redskins	15	2	0	0
1980 Washington Redskins	16	7	0	0
Career Totals:	164	95	7	1

(2 AFL Seasons)
 (11 NFL Seasons)

Paul Smith had a distinguished AFL and NFL career after being drafted by the Denver Broncos. The two-time Pro Bowl pick grew up in Roswell, New Mexico. In 1986 he was inducted into the Denver Broncos Ring of Honor. He was a part of Denver's Super Bowl XII squad that lost to Dallas 27-10.



Nick Speegle

Position: LB
Height: 6' 6" Weight: 241
Born: 11/29/1981, in Albuquerque, NM, USA
High School: La Cueva (NM)
Drafted: 2005, Round 6, Pick 2 (176 Overall) by Cleveland Browns

	GP	GS	TKL
2005 Cleveland Browns	14	0	10
2006 Cleveland Browns	2	0	0
Career Totals:	16	0	10
(2 NFL Seasons)			

Billy Strother

Position: LB
Height: 6' 0" Weight: 230
Born: 1/8/1982,
High School: Harrison (Evansville, IN)

	GP	GS
2004 Miami Dolphins	1	0
2004 Washington Redskins	2	0
Career Totals:	3	0
(2 NFL Season)		

Jon Sutton

Position: CB
Height: 6' 1" Weight: 195
Born: 1/1/1957, in New Orleans, LA, USA
High School: Morningside (Inglewood, CA)

	GP	GS
1987 New Orleans Saints	2	0
Career Totals:	2	0
(1 NFL Season)		

Claude Terrell

Position: OG
Height: 6' 2" Weight: 343
Born: 4/20/1982, in Texas City, TX, USA
High School: La Marque (TX)
Drafted: 2005, Round 4, Pick 33 (134 Overall) by St. Louis Rams

	GP	GS
2005 St. Louis Rams	14	10
2007 St. Louis Rams	6	3
Career Totals:	20	13
(2 NFL Seasons)		

Lamaar Thomas

Position: WR
Height: 6' 30" Weight: 185
Born: 4/23/1990, in Fort Washington, MD, USA
High School: Friendly (Fort Washington, MD)

	ATT	YDS	REC	YDS	TD
2013 Jacksonville Jaguars	0	0	2	21	0
Career Totals:	0	0	2	21	0
(1 NFL Season)					

Robert Turner

Position: OT
Height: 6' 4" Weight: 308
Born: 8/20/1984, in Austin, TX, USA

	GP	GS
2007 New York Jets	2	0
2008 New York Jets	10	0
2009 New York Jets	13	2
2010 New York Jets	16	0
2011 New York Jets	0	0
2012 St. Louis Rams	16	16
2013 Tennessee Titans	6	6
Career Totals:	63	24
(8 NFL Seasons)		

Willie Turrell

Position: RB
Height: 5' 10" Weight: 190
Born: 2/1/1964, in Tallahassee, FL, USA
High School: Amos P. Godby (Tallahassee, FL)


	GP	GS
1987 Philadelphia Eagles	1	0
Career Totals:	1	0
(1 NFL Season)		

Brian Urlacher

Position: LB
Height: 6' 3" Weight: 250
Born: 5/25/1978, in Pasco, WA, USA
High School: Lovington (NM)
College: University of New Mexico
Drafted: 2000, Round 1, Pick 9, (9 Overall) by Chicago Bears

	TKL	SCK	INT	FR
2000 Chicago Bears	101	8.0	2	1
2001 Chicago Bears	89	6.0	3	2
2002 Chicago Bears	115	4.5	1	2
2003 Chicago Bears	87	2.5	0	0
2004 Chicago Bears	52	5.5	1	0
2005 Chicago Bears	97	6.0	0	0
2006 Chicago Bears	92	0.0	3	1
2007 Chicago Bears	92	5.0	5	2
2008 Chicago Bears	79	0.0	2	1
2009 Chicago Bears	3	0.0	0	0
2010 Chicago Bears	96	4.0	1	2
2011 Chicago Bears	84	0.0	3	2
2012 Chicago Bears	53	0.0	1	2
Career Totals:	1040	41.5	22	15
(13 NFL Seasons)				

The list of Urlacher's accomplishments in the NFL are numerous. An eight-time Pro Bowl pick, five-time All-Pro, AP NFL Defensive Rookie of the Year, AP NFL Defensive Player of the Year (2005), and a member of the 2000 All-Decade team, Urlacher is UNM's most accomplished NFL alum.



Emilio Vallez

Position: LB/TE
Height: 6' 2" Weight: 210
Born: 4/30/1946, in Vegvita, NM, USA
High School: Belen (NM)
Drafted: 1968, Round 12, Pick 16 (316 Overall) by Chicago Bears

	GP	GS
1968 Chicago Bears	6	0
1969 Chicago Bears	2	0
Career Totals:	8	0
(2 NFL Seasons)		

Rod Wallace

Position: DT/G
Height: 6' 5" Weight: 255
Born: 2/10/1949, in Pueblo, CO, USA
High School: Central (Pueblo, CO)
Drafted: 1971, Round 10, Pick 25 (259 Overall) by Dallas Cowboys

	GP	GS
1971 Dallas Cowboys	11	0
1972 Dallas Cowboys	14	1
1973 Dallas Cowboys	12	3
Career Totals:	37	4
(3 NFL Seasons)		

Dave Ward

Position: E
Height: 5' 10" Weight: 195
Born: 3/10/1907,

	GP	GS
1933 Boston Redskins	1	0
Career Totals:	1	0
(1 NFL Season)		

Derwin Williams

Position: WR
Height: 6' 1" Weight: 185
Born: 5/6/1961, in Bronwood, TX, USA
High School: Brownwood (TX)

	REC	YDS	AVG	TD	LNG
1985 New England Patriots	9	163	18.1	0	30
1986 New England Patriots	2	35	17.5	0	26
1987 New England Patriots	3	30	10.0	0	12
Career Totals:	14	228	16.3	0	30
(3 NFL Seasons)					

Mike Williams

Position: FB/TE

Height: 6' 3" Weight: 222

Born: 10/14/1957, in New Kingston, PA, USA

High School: Parkland (El Paso, TX)

Drafted: 1979, Round 8, Pick 3 (195 Overall) by Kansas City Chiefs

	ATT	YDS	REC	YDS	TD
1979 Kansas City Chiefs	69	261	16	129	3
1980 Kansas City Chiefs	0	0	2	9	1
1981 Kansas City Chiefs	2	0	1	3	0
Career Totals:	71	261	19	141	4

(3 NFL Seasons)**Ray Wilson**

Position: S

Height: 6' 2" Weight: 202

Born: 8/26/1971, in Panama City, FL, USA

High School: A. Crawford Mosley (Panama City, FL)

	GP	GS
1994 Green Bay Packers	3	0
1994 New Orleans Saints	3	0
Career Totals:	6	0

John Woodcock

Position: DE/DT

Height: 6' 3" Weight: 252

Born: 3/19/1954, in Eureka, CA, USA

High School: Washington (Fremont, CA)

Drafted: 1976, Round 3, Pick 16 (76 Overall) by Detroit Lions

	GP	GS
1976 Detroit Lions	14	0
1977 Detroit Lions	14	0
1978 Detroit Lions	16	0
1980 Detroit Lions	8	0
1981 San Diego Chargers	12	0
1982 San Diego Chargers	6	0
Career Totals:	70	0

(6 NFL Seasons)**Don Woods**

Position: RB

Height: 6' 1" Weight: 209

Born: 2/17/1951, in Denton, TX, USA

High School: Fred Moore (Denton, TX)

	ATT	YDS	REC	YDS	TD
1974 San Diego Chargers	227	1162	26	349	10
1975 San Diego Chargers	87	317	13	101	2
1976 San Diego Chargers	126	450	34	224	4
1977 San Diego Chargers	118	405	18	218	2
1978 San Diego Chargers	151	514	34	295	3
1979 San Diego Chargers	0	0	0	0	0
1980 San Diego Chargers	4	10	0	0	0
1980 San Francisco 49ers	50	229	20	171	0
Career Totals:	763	3087	145	1358	21

(7 NFL Seasons)

Lobos in other leagues

Along with the NFL, the Lobos have been well represented in other professional leagues. The United States Football League (USFL) lasted from 1983-85. Don Elliott was the 288th and final pick of the inaugural USFL first-year player draft in 1983, selected by the Los Angeles Express in the 24th round. In NFL terms, he would have been Mr. Irrelevant.

The same year three Lobos, Mike Carter, Keith McGee and Dave Osborn, were taken in the USFL Territorial Draft by the Arizona Wranglers. Three other Lobos saw action in the USFL, with Frank Giddens playing for Arizona in 1984 and Jimmie Carter playing for the Arizona Outlaws in 1985.

The best run in the USFL might go to Jonathon Sutton, a defensive back with the Philadelphia Stars, who was on their title winning team in 1984, winning the USFL Championship Game 23-3 over Arizona. The next year the Stars moved to Baltimore and won the championship again, winning 28-24 over the Oakland Invaders.

Many Lobos have played in the various indoor leagues around the country. Six former Lobos spent the 2017 season with the Duke City Gladiators, including Brett Bowers, Darryl Johnson, Donovan Porterie, Fata Ulale, Jaymar Latchison and Chris Smalls.





LOBOS IN THE NFL DRAFT



Year drafted	Round	Pick in round	Overall Pick	Player	Team	Position
2010	7	22	229	Erik Cook	Redskins	G
2009	4	12	112	Glover Quin	Texans	DB
2009	6	27	200	DeAndre Wright	Giants	DB
2008	4	7	106	Marcus Smith	Ravens	WR
2007	3	4	68	Quincy Black	Buccaneers	LB
2006	2	19	51	Ryan Cook	Vikings	C
2006	7	8	216	Terrance Pennington	Bills	T
2005	4	33	134	Claude Terrell	Rams	G
2005	6	2	176	Nick Speegle	Browns	LB
2002	5	1	136	Jarrold Baxter	Texans	RB
2001	6	31	194	Joe Maese	Ravens	C
2000	1	9	9	Brian Urlacher	Bears	LB
2000	7	20	226	Casey Tisdale	Patriots	LB
1998	3	19	80	Ramos McDonald	Vikings	DB
1998	6	3	156	Scott McGarrahan	Packers	DB
1996	3	12	73	Winslow Oliver	Panthers	RB
1996	6	6	173	Chris Griffin	Patriots	TE
1995	3	6	70	David Sloan	Lions	TE
1995	3	16	80	Stoney Case	Cardinals	QB
1991	12	23	329	Ron Shipley	Chiefs	G
1990	6	3	140	Terance Mathis	Jets	WR
1985	10	17	269	Buddy Funck	Broncos	QB
1984	7	10	178	Jimmie Carter	Lions	LB
1984	7	24	192	Derwin Williams	Patriots	WR
1981	4	13	96	Brad Wright	Dolphins	QB
1981	5	16	127	Ricky Martin	Steelers	WR
1981	12	12	316	Bob Shupryt	Bears	LB
1980	3	25	81	Charles Baker	Cardinals	LB
1980	4	23	106	Chris Combs	Oilers	TE
1979	8	3	195	Mike Williams	Chiefs	RB
1977	1	21	21	Robin Cole	Steelers	LB
1977	5	25	137	Andy Frederick	Cowboys	T
1977	7	13	180	Bruce Herron	Dolphins	LB
1977	9	11	234	Dave Green	Chiefs	T
1976	4	1	93	Steve Myer	Seahawks	QB
1976	17	18	477	Bob Berg	Bills	K
1974	6	4	134	Don Woods	Packers	RB
1973	9	13	221	Larry Dibbles	Vikings	DE
1973	17	11	427	Fred Henry	Rams	RB
1971	3	17	69	Sam Scarber	Cowboys	RB
1971	10	25	259	Rodney Wallace	Cowboys	DT
1970	11	22	282	David Bookert	Rams	RB
1969	13	19	336	Rene Matison	Cowboys	WR
1968	9	3	222	Paul Smith	Broncos	LB
1968	12	16	316	Emilio Vallez	Bears	LB
1967	12	19	309	Ben Monroe	Eagles	QB
1966	11	7	162	Stan Quintana	Vikings	DB
1965	16	2	212	Dave Hettema	49ers	T
1964	15	9	205	Cliff Stallings	Cardinals	B
1963	15	4	200	George Heard	Eagles	E
1960	7	1	73	Ron Morrison	Rams	T
1960	9	10	106	Don Perkins	Colts	B
1958	29	4	341	Glen Hakes	Bears	G
1955	12	12	145	Jack Eaton	Browns	T
1955	17	1	194	Larry White	Cardinals	C
1953	14	12	169	Jack Barger	Lions	T
1953	28	2	327	Mike Prokopiak	Cardinals	B
1952	27	4	317	Chuck Hill	Eagles	B
1949	12	1	112	Virgil Boeler	Lions	C
1948	19	9	174	Rudy Krall	Eagles	B
1946	13	3	113	George Poppin	Steelers	T
1945	27	9	283	Bill Thompson (tackle)	Eagles	T
1939	7	1	51	Bill Dwyer (American football)	Cardinals	B
1939	18	7	167	Dutch Niement	Lions	B

DREAMSTYLE STADIUM & BRANCH FIELD



Entering its 58th season, Dreamstyle Stadium is the home of the New Mexico Lobos. The stadium complex has seen plenty of upgrades over the last five seasons, including a new athletic performance center in the Tow Diehm Football Building, the largest scoreboard and video board in the Mountain West, and a new synthetic playing surface courtesy of a generous gift from Turner and Margaret Branch.

In April of 2017, it was announced that Dreamstyle Remodeling has reached a 10-year, \$10 million agreement to rename the football stadium Dreamstyle Stadium, and The Pit as Dreamstyle Arena.

The stadium opened its gates Sept. 17, 1960, when UNM hosted the National University of Mexico. The Lobos thumped their foreign visitors, 77-6, UNM's biggest margin of victory at University Stadium.

Prior to 1960, UNM played its home games at Zimmerman Field (1938-59) and University Field (1892-1937), where Ortega Hall, the Humanities building and Woodward Hall presently stand.

DIRECTIONS

Located on the southeast corner of Avenida Cesar Chavez and University Boulevard, Dreamstyle Stadium can be easily accessed by exiting off I-25, just south of the Big-I, at Avenida Cesar Chavez. Head east on Avenida Cesar Chavez. After crossing University Boulevard, Dreamstyle Stadium is located on the right.



LARGEST HOME CROWDS

ATTEN.	DATE	OPPONENT	SCORE
44,760	Sept. 17, 2005	New Mexico State	W, 38-21
44,075	Sept. 27, 2003	New Mexico State	W, 24-7
41,771	Sept. 1, 2001	UTEP	W, 26-6
41,003	Sept. 8, 2007	New Mexico State	W, 44-34
40,182	Oct. 1, 2004	Utah	L, 28-7
39,233	Oct. 8, 2005	BYU	L, 27-24
38,746	Sept. 11, 2004	Texas Tech	W, 27-24
37,533	Sept. 5, 2005	UNLV	W, 24-22
37,287	Oct. 23, 2004	San Diego State	W, 19-9
37,156	Oct. 18, 1997	Rice	L, 35-23

YEAR-BY-YEAR AT UNIVERSITY STADIUM

Year	G	Record	Attendance	Average
1960	6	3-3	101,776	16,963
1961	6	5-1	102,111	17,019
1962	5	5-0	118,648	23,730
1963	6	4-2	125,822	20,970
1964	6	5-1	132,463	22,077
1965	6	2-4	122,762	20,460
1966	5	1-4	85,305	17,061
1967	6	1-5	72,972	14,504
1968	5	0-5	58,884	11,777
1969	5	2-3	72,972	14,594
1970	5	4-1	67,636	13,527
1971	6	3-2-1	120,389	20,064
1972	5	1-4	88,554	17,710
1973	5	3-2	77,766	15,553
1974	6	2-3-1	102,956	17,159
1975	6	4-2	98,624	17,437
1976	5	2-3	104,653	20,930
1977	5	3-2	87,858	17,571
1978	6	3-3	99,504	16,584
1979	6	4-2	125,443	20,907
1980	5	2-3	89,242	17,848
1981	5	2-2-1	82,014	16,402
1982	6	5-1	139,414	23,236
1983	5	4-1	95,621	19,124
1984	6	3-3	128,587	21,431
1985	5	1-4	98,762	19,752
1986	5	3-2	79,845	15,969
1987	4	0-4	62,515	15,629
1988	6	1-5	68,305	11,384
1989	5	2-3	103,628	20,726
1990	5	1-4	78,233	15,647
1991	5	2-3	79,112	15,822
1992	6	3-3	115,479	19,247
1993	6	4-2	151,844	25,307
1994	5	2-3	134,239	26,848
1995	7	3-4	177,683	25,383
1996	6	4-2	147,982	23,585
1997	6	5-1	183,972	30,662
1998	6	2-4	158,838	26,473
1999	6	3-3	150,664	25,111
2000	6	3-3	141,935	23,656
2001	6	4-2	187,608	31,268
2002	6	5-1	183,074	30,512
2003	7	5-2	245,891	35,127
2004	5	3-2	186,408	37,282
2005	5	2-3	191,707	38,341
2006	8	3-5	234,542	29,318
2007	7	6-1	208,259	29,751
2008	6	3-3	178,275	29,712
2009	6	1-5	161,661	26,944
2010	6	1-5	125,330	20,888
2011	6	1-5	120,160	20,027
2012	6	2-4	133,840	22,307
2013	6	2-4	141,220	23,537
2014	6	1-5	131,624	21,937
2015	8	5-3	188,224	23,528
2016	7	6-1	141,938	20,277
Totals (56 yrs)	328	162-163-3	7,196,745	21,941


DREAMSTYLE REMODELING

In what will be the largest philanthropic agreement in the history of The University of New Mexico Athletic Department, Dreamstyle Remodeling, Inc., a local company with roots in Albuquerque since the 1980s, has signed an agreement for 10 years and \$10 million that will rename two major athletic facilities. The Pit will now formally be known as Dreamstyle Arena, and University Stadium will now be known as Dreamstyle Stadium. The agreement is subject to approval by the UNM Board of Regents.

The agreement will serve as one of the lead gifts in UNM's comprehensive campaign, Changing Worlds 2020: The Campaign for UNM.

Dreamstyle Remodeling, Inc. owner Larry Chavez, born in Springer, New Mexico, is a life-long Lobo fan and has made his mark in the business world. The University of New Mexico graduate founded Dreamstyle Remodeling in 1989 and it is currently one of the largest home remodeling companies in the country. Totalling over 60,000 customers throughout the Western United States, Dreamstyle employs approximately 500 people and has locations in New Mexico, Arizona, California, Idaho and Western Texas.

Chavez has been a community fixture for many years, and he is well known at The University of New Mexico. He earned his BBA in accounting in 1969 from the Anderson School at UNM. Since founding Dreamstyle Remodeling in 1989, he has shown that giving back to the community is one of his great passions. He contributes to several nonprofit organizations and UNM, where his company is currently remodeling the Lobo Football Offices at no cost to the university. Larry is a mentor for Stanford University's Latino Entrepreneurship Leadership Program and serves on the Harvard University Steering Committee for the Joint Center for Housing Studies Remodeling Futures Program.



In March of 2017, Chavez was inducted into the UNM Anderson School of Management Hall of Fame in a ceremony held at the Albuquerque Convention Center.

The agreement saw Dreamstyle present UNM Athletics with a \$1 million initial payment, presented at the press conference announcing the agreement. The remaining payments of \$900,000 over the next 10 years begin in June of 2018 and continue through June of 2027. However, Chavez's philanthropy isn't just solely to athletics. As a part of the agreement, \$9 million is for the naming rights to the football and basketball facilities, and \$1 million will be distributed to the university with the initial beneficiaries being the UNM Children's Hospital, the Anderson School of Management and Popejoy Hall.

"This is truly a historic day for our department, and for the university," said Paul Krebs, then-Vice President for Athletics. "Larry Chavez and Dreamstyle have been wonderful members of our community for many years. Larry has a deep love for his university and Lobo Athletics, and this agreement not only benefits our department, but many other areas of the university. I'm very thankful for Larry's generosity and friendship."

"The learning experience at UNM for myself and other management personnel in the company has been a significant element of our success and it's our desire to repay the university in a big way," said Chavez. "I, and some neighborhood kids, watched the first UNM Football game at University Stadium in September of 1960 through the fence. I went home that night and dreamed of being a Lobo."



Chavez continues, "My first job was selling sodas in the stands at University Stadium as a 15-year-old teenager; naming two UNM facilities is a fulfillment of a lifelong dream that really brings things full circle."

The agreement isn't the first time this year that Chavez' philanthropy will have an impact on the university, or the football program for that matter. "We learned about this opportunity as a result of the \$250,000 renovation project of the UNM Football facilities we are completing, of which we donated \$150,000 and we helped raise another \$100,000 from other donors."

When you look at the rise of UNM's programs and the rise of Chavez in the business community, they are mirror-type images of each other. In Lobo Football, it's a program rebuilt under Bob Davie from the ground up, with a hallmark of "out work, out hit, out discipline". That has seen the Lobos under Bob Davie qualify for back-to-back bowl games for just the fourth time in school history and win both the Mountain Division title and the 2016 Gildan New Mexico Bowl.

The same can be said of Chavez and his successes. A native New Mexican who put himself through school, saw the value of New Mexico and carried the state's flag as a source of pride and honor. With half of his employees based in New Mexico, Chavez' successes in the business world have championed New Mexico and Albuquerque. That's no different than the university he attended and the athletic teams he rooted for as a kid, and now supports as a successful businessman.

"As a lifelong New Mexican, I am proud to have built a company that has a capability of making this investment in the university and our community," said Chavez.

University Stadium has been the home of Lobo football for the past 56 years, since 1960. Since Bob Davie came on board in 2012, the stadium has seen several upgrades from the largest video board in the Mountain West to a new playing surface. The most recent addition to the stadium was a state of the art sound system. The Lobo football team has been on fire at home recently as well, going 12-4 over the past two-plus seasons. The stadium is also home to many other events, including a large Easter Service and the Gildan New Mexico Bowl.

"Larry Chavez's commitment to the university and our community is truly inspiring," said Jalen Dominguez, Assistant A.D. for Development with the UNM Foundation. "The impact of his generosity will be felt not only by our student-athletes but across all of campus."



ATHLETIC PERFORMANCE CENTER

The 2014 season saw the debut of perhaps one of the most important pieces in the facility puzzle for head coach Bob Davie and the University of New Mexico football team. The new Athletic Performance Center for Football opened for business in August of 2014, giving the Lobo football team a state of the art athletic performance and training center for year-round dedicated use.

The New Mexico football team never had the chance to see the center being constructed, as it was locked away from the players and prying eyes. The team got to see the facility for the first time after the completion of fall camp in Ruidoso, and the team was stunned at what they saw. Along with brand new flooring and branding with the Lobo shield everywhere, racks and racks of dumbbells, machines, and every other piece of strength



equipment you can imagine was there at their disposal (including a 40-yard turf sprinting area). Every single thing brand new, gleaming and sparkling under all-new lighting as well.

"There was so much energy going through my body as soon as I walked through the door," said then-captain LaMar Bratton, one of the first players through the door to the new facility. "When I came here as a freshman, I could never imagine a weight room like it is now." The Athletic Performance Center reveal video made the national rounds on sites like SI.com and FootballScoop.com, and it remains the most viewed UNM football YouTube video for the program.

"We ask these players to give us everything they have," said head coach Bob Davie. "And in return what we talk about is giving them the very best we can possibly provide for them."

The new Athletic Performance Center for Football is one of many major facility upgrade for the program, joining the FieldTurf installation in 2012, the Mountain West's largest scoreboard in 2013 and a state-of-the-art sound system for the stadium in 2015 and refurbishing the office space, including all meeting rooms, in Tow Diehm in 2017.

um in 2015 and refurbishing the office space, including all meeting rooms, in Tow Diehm in 2017.

"We have great facilities here, and each year we have been able to add to them," said Davie. "It shows a great commitment to this program, to these players, and for this school."

Under Coach Davie getting bigger, stronger and faster was a definitive goal, and now Lobo football can take that to another level with the equipment and facility at the teams' disposal.

Said current senior Dakota Cox, "It just shows how much Coach Davie and the staff, everyone around here, how much they care about us, and how much they want us to achieve greatness. This is one of the nicest weight rooms I've seen around the country."





Tim Herron has been on the PGA Tour since the 1993, and he owns four PGA victories. He finished sixth in the 1999 U.S. Open Championships and to date has won \$18.5 million in prize money over his career.




Kathleen Kennedy Townsend was the Sixth Lieutenant Governor of Maryland from 1995-2003. She is the oldest daughter of Robert F. and Ethel Kennedy, and she is the oldest grandchild of Joseph Kennedy, Sr. and Rose Kennedy.



Tony Booth was a part of the "Bakersfield Sound" movement in country music in the 1970s, and he boasts five top 30 albums and 10 top-50 country songs on the Country Music charts from 1970-77 as well as four American Country Music Awards, including 1971's Most Promising Male Vocalist



Shirley Hufstede was at one time the only female on a federal Court of Appeals when she served the U.S. Court of Appeals for the Ninth Circuit in 1968, appointed by President Lyndon B. Johnson. She served on the Court of Appeals for 11 years until President Jimmy Carter appointed her as the first United States Secretary of Education. She was even featured on a "Supersisters" trading card set that celebrated 72 important women in the United States in 1979.



Luc Longley played 11 years in the NBA, the first Australian to play in the league. He was the starting center for the Chicago Bulls during the final three championships of their six in eight years, from 1996-98. He played alongside Michael Jordan, and was the starting center for Chicago's 72-10 season, at the time a record for wins in a season. Longley was originally drafted seventh overall by the Minnesota Timberwolves, and he also saw time later in his career with the Phoenix Suns and New York Knicks.



Penny Marshall gained fame on television as Laverne DeFazio on *Laverne and Shirley*, which ran for seven seasons and saw Marshall earn three Golden Globe nominations. She moved on to become an accomplished director. "Big", directed by Marshall and starring Tom Hanks, became the first film directed by a woman to top the \$100 million mark. She later would direct "A League of Their Own" (also starring Hanks along with Geena Davis, Rosie O'Donnell and Madonna among others), a movie about the All-American Girls Professional Baseball League. That movie in 2012 was selected for preservation by the U.S. National Film Registry by the Library of Congress.



Holly Holm, who attended UNM in the early 2000s, went 33-2-3 as a professional boxer from 2002-13 with 18 World Titles in three weight classes. Holm has since switched to Mixed Martial Arts, defeating Rhonda Rousey to become the UFC Bantamweight World Champion.

Now retired after a distinguished 37-year career in the Marine Corps, William L. "Spyder" Nyland was a four-star general and Assistant Commander of the Marine Corps from 2002-05. Nyland was commissioned as a Second Lieutenant after serving in the Naval ROTC Program at UNM. He flew 122 combat missions in the Vietnam War, and earned the Defense Distinguished Service Medal and Distinguished Service Medal Legion of Merit. After retirement from the military, Nyland served as Deputy Director for Defense Research and Development for the Florida Institute for Human and Machine Cognition. He also spent time as Chairman of Toys for Tots.



Other Notable Alumni

Edward Abbey	Writer
Paige Ackerson-Kiely	Poet
John Adair	Pioneer of Navajo and Zuni cultural studies. In 1948, the university's first doctoral candidate in anthropology.
James Anaya	United Nations Special Rapporteur for Indigenous Human Rights
Christopher Andronikos	Geologist
Jerry Apodaca	Former Governor of New Mexico
Charlie Beljan	PGA Tour winner
Gary Berntsen	Former CIA Senior Operations Officer
Robert W. Bigelow	Attorney/Television Commentator
Sarah Bird	Novelist, screenwriter, and journalist
Charles W. Blackwell	First Ambassador of the Chickasaw Nation to the United States (1995-2013)
Paul Bloom	Former lawyer working as a special counsel for the United States Department of Energy
Timothy Braun	Author
Kirk Bryan	Geologist
Gregory R. Bryant	Rear Admiral U.S. Navy
Terry Calvani	Commissioner of the U.S. Federal Trade Commission
Michael Cooper	Former NBA player
Barbara Degenevieve	Photographer
Diane Dimond	Journalist, author, TV anchor
John Dodson	current mixed martial artist competing for the Ultimate Fighting Championship
Jack Dongarra	Mathematician and Computer Scientist, Distinguished Professor, University of Tennessee
James G. Ellis	Dean of USC Marshall School of Business
Julio Gea-Banacloche	Quantum physics expert
J.R. Giddens	NBA Player
Janice Gould	Koyang'auwi Maidu writer and scholar
Danny Granger	NBA player
Eddie Guerrero	WWE wrestler
James Haskins	Award-winning children's author
Bashirul Haq	Prominent architect and educator
Donald L. Ivers	Former judge of the United States Court of Appeals for Veterans Claims
Gary Johnson	Former Governor of New Mexico and 2012 presidential candidate
George Johnson	Science author
Brian Jay Jones	New York Times bestselling biographer of Washington Irving and Jim Henson
L. Luis Lopez	American poet.
Miguel Marquez	ABC News correspondent
John H. Morrison	Lawyer and former President of the Association of American Rhodes Scholars
Lori Ostlund	American short story writer
Jordan Pacheco	Major League Baseball player
Antoine Predock	Architect
V.B. Price	Journalist, poet, author, scholar and New Mexico historian
Devon Sandoval	Soccer player for Real Salt Lake
Caswell Silver	Geologist and CEO of Sundance Oil Company, endowed Caswell Silver Foundation at UNM
Leon Silver	Professor of Geology, California Institute of Technology, member National Academy of Sciences, winner of NASA Scientific Achievement Medal, trained Apollo astronauts in field geology for their lunar mission
Carol Jean Vigil	First Native American woman to be state district judge in the U.S.
John Wertheim	Former member of the Executive Committee of the Democratic National Committee
Cody Willard	Fox Business Network anchor



BOB DAVIE HEAD COACH 6TH YEAR AT NEW MEXICO

Bob Davie enters his sixth season at The University of New Mexico, where he has led the program to back-to-back bowl games, a 2016 Gildan New Mexico Bowl title and national respect in the form of nationally televised games and national media attention.

The 2016 season saw him complete his 30th season as a collegiate football coach, and it marked his 40th season overall in the sport including 10 years as a broadcaster at ESPN.

It's safe to say that his first five years at New Mexico has seen him orchestrate one of the best rebuilding jobs in the history of the sport. When he arrived on campus in 2012, he inherited a program that had gone just 3-37 in the previous 40 games and has the lowest number of scholarship players in Division I. Knowing that back story makes UNM's recent stretch all the more remarkable.

Over the last two seasons, New Mexico is 16-10, tying a school record for the most wins in back-to-back seasons in school history. The Lobos tied a school record with six conference wins in 2016, and UNM's 11 conference wins over the last two seasons is the most in school history. New Mexico's 12-5 Mountain West record over the last 17 games is tied for the best in the Mountain Division and is the second-best in the league overall.

Perhaps there is no better stat to show how far Davie has brought the Lobos than this: after no wins over Bowl eligible teams from 2008-14, the Lobos have defeated seven bowl eligible teams in the last two seasons.

Davie has completely flipped and turned his rosters over, combining an energetic mix of talent from Texas and California while averaging nearly 25 native New Mexican players per season on the roster, with many of those major contributors.

The 2016 saw the Lobos go 9-4 overall, winning seven of their final eight games including the 2016 Gildan New Mexico Bowl. Under Davie, the Lobos won a share of their first Division title since the 1997 season, going 6-2 in the Mountain West, going 3-1 down the stretch with all of those games on ESPN or ESPN2.

UNM's fantastic season saw the Lobos on ESPN's Family of Networks seven times during the season, including each of the

BOB DAVIE NOTES

*Led UNM to its first Division title in 19 years, and first bowl win in nine.

*Last two years team has tied the school record for combined wins (16) and set record for combined conference wins (11)

*Had 49 student-athletes earn their degrees in the past two academic years.

*Has coached at some of the biggest and most popular programs in the country, including stops at Texas A&M, Pittsburgh, Arizona and of course, Notre Dame.

*Spent 10 years with ESPN as one of the top analysts in college football.

*Saw his team accomplish the second-best academic semester GPA-wise in the last 20 years in the Spring of 2016.


final five games. The year culminated with a 23-20 Gildan New Mexico Bowl victory in front of nearly 30,000 fans at Dreamstyle Stadium.

Davie's Lobos led the nation in rushing, averaging 350.0 yards per game. It's the first time the Lobos have ever led the nation in a major statistical category. UNM not only led the nation in rushing average, but in total rushing yards, yards per carry, and in rushing plays of 10, 20, 30, 40, 50, 60 and 70 yards. UNM also set a school record with 48 rushing touchdowns and had two 1,000-yard rushers for the first time in school history.

Defensively, New Mexico scored three touchdowns, making the Lobos one of only 16 FBS teams to have scored at least three defensive touchdowns in each of the last two seasons, along with the likes of Alabama, BYU, Florida, Ohio State, Stanford and Utah. In addition, the Lobos returned a kickoff for a touchdown, continuing a streak in which the Lobos have returned a kickoff for a touchdown in all five of Bob Davie's seasons. The touchdown was the ninth in the last five seasons, and that is tied for the most in the nation over that time period.

In addition, the Lobos under Bob Davie had a national award finalist in Garrett Adcock, who was one of three finalists for the Wuerffel Trophy. Adcock also became the program's 10th CoSIDA Academic All-American and the eighth First Team selection. The 2016 season culminated with New Mexico's first bowl win since the 2017 season, and just the second in 56 seasons. Along with eight All-Mountain West honors, including four second-team selections, the Lobos picked up 19 Mountain West All-Academic honors, the second-highest total in program history.

The big turnaround actually came in 2015. After 11 wins in his first three seasons (which nearly quadrupled the previous three seasons' total), the program took a big leap. Picking up three signature wins in the month of November, the Lobos clinched their first winning season and bowl game since the 2007 season.



BOB DAVIE HEAD COACH
NEW MEXICO LOBOS

The Lobos knocked off three 10-win teams during the season, including a pair of stunning upsets to open November. First UNM took down first place Utah State 14-13. Then, UNM announced their presence to the college football world with a 31-24 victory on the road over Boise State to clinch bowl eligibility. UNM then defeated Mountain Division champions Air Force 47-35.

The Lobos tied for its most conference wins since the 1997 season with five. Offensively the team tied a school record with 42 rushing touchdowns and finished in the top 10 in the NCAA in rushing for the fourth straight season and was ninth nationally in fourth down conversion percentage and 11th in total conversions. UNM also led the nation in total plays from scrimmage of 60 yards or more (11) and 70 yards or more (7), showcasing the explosive offense.

Defensively, UNM ranked as the fourth-most improved defense in the nation in terms of yards allowed, shaving off 81.6 yards per game from 2014. UNM also shaved 7.5 points per game off their 2014 scoring defense, and that was the 15th most improved in the NCAA. UNM's rushing defense was the nation's third-most improved in terms of yards per game (76.3 yards per game less than 2014) and it was fourth in terms of yards per carry (1.29 yards per carry less than 2014).

All of that added up to a 7-5 regular season, a 5-3 mark and second place in the Mountain West's Mountain Division and a berth in the 2015 Gildan New Mexico Bowl, which UNM fought down to the wire in a 45-37 loss to Arizona. UNM picked up four All-Mountain West honors, including a Second Team selection as a returner for Carlos Wiggins. The Lobos earned 19 Mountain West All-Academic selections.

In the first five seasons under Davie, the Lobos have picked up 88 Mountain West All-Academic selections, including a program record 20 in 2014, and 19 in 2015 and 2016, the second-best total for football in school history. UNM also had five Mountain West Scholar-Athletes in 2013, the second-best total among the MW's 12 football programs.

Over his time, the Lobos have posted the highest single semester GPA in program history (Spring of 2016) and three of the top four Fall semester GPAs in program history (Fall of 2013, 2015 and 2016). UNM also has consistently established new single-year and four-year rolling scores for APR.

The seeds of 2015 were planted in 2014 as the Lobos showed that they were on the right path as the team battled to a 4-8 record, with plenty of close games and great performances along the way.

The 2014 Lobos featured three players on the Capital One/CoSIDA All-District team in Reece White, Garrett Adcock and Dakota Cox. The three players were exactly half of the honorees in the Mountain West as the rest of the league had three players combined.

New Mexico went 4-8 in 2014, a one-game improvement from 2013, but the improvement was certainly bigger than the win column. The Lobos shaved a full touchdown off of their points allowed, and 14.5 points off their defensive average against unranked opponents from a year prior.

The 2013 Lobos continued to represent Davie's hard-nosed mentality. Rushing the football again was the team's calling card on offense. After Air Force led the Mountain West in rushing for every year of the league's existence from 1999 (14 in all), UNM repeated as conference rushing champion in 2014. The Lobos' 301.4-yard average per game ranked fourth nationally, and UNM was the only team from 2012-14 to average 300 yards per game on the ground and finish in the top five nationally. The Lobos were in the top five nationally in runs of 10, 20, 30, 40, 50 and 60 yards as well.

Once again, UNM's special teams lived up to billing, with UNM leading the Mountain West in average return with a 22.4-yard average. UNM was the only school to return a kickoff for a touchdown, and it accomplished that twice, with two different returners.

The kickoff return for a touchdown has become a hallmark of the Bob Davie era, as UNM now has eight kickoff returns for touchdowns in his four years as the head coach, tying for the most in the last four years.

Despite a rush of injuries that would have decimated most teams, Davie's young defense was able to weather the storm and turn in some clutch performances. No bigger storm was weathered than that of his first team All-MW linebacker Dakota Cox, who despite missing the final three games of the season with a torn ACL, led the nation in tackles per game with 12.9 tackles per game. UNM's defense vastly improved from 2013 to 2014, picking up 19 takeaways just a year after recording none through the second half of the season. The Lobos, while struggling against nationally-ranked foes, were on pretty even terms with the rest of the schedule, holding its nine unranked opponents to almost 15 points fewer in 2014.

Along with Cox, center LaMar Bratton earned First Team All-Mountain West honors, and three Lobos were honorable mention picks in safety David Guthrie, running back Jhurrell Pressley and offensive lineman Jamal Price.

The Lobos' special teams also enjoyed another strong season. Sophomore kick returner Carlos Wiggins led the nation with three returns for touchdowns and in total kick return yards with 1,303. Wiggins was named the Mountain West Special Teams Player of the Year and was the College Football Performance Awards' National Kick Returner of the Year.

Senior punter Ben Skaer finished fifth in the nation in punting with an average of 45.8 yards per attempt and along with Wiggins earned first-team All-MW honors. A total of eight Lobos earned All-MW recognition in 2013, giving Davie 17 during his first two seasons -- nine more than the program had in 2010-11.

Davie's young defense also had some bright spots, despite having to play six true freshmen and have 11 players make at least one start who weren't even on the Lobo defense in 2012.

True freshman Dakota Cox became the first freshman since Blake Irwin in 1994 to lead the team in tackles with 99, and Cox earned Football Writers Association of America Freshman All-America Team honors.

Senior Dallas Bollema and junior Brett Bowers made honorable mention All-MW and junior cornerback SaQwan Edwards led the MW and ranked ninth nationally with three fumble recoveries.

In 2012, UNM went 4-9 and 1-7 in Mountain West play. The program's four wins represented a 400 percent improvement from 2011 when the school won one game; UNM had the greatest improvement by percentage of any school in the Football Bowl Subdivision.

Davie led UNM to one of the best statistical turn-arounds in college football from 2011 to 2012. The Lobos showed the greatest improvement among the 120 FBS schools in scoring margin and rushing offense. The Lobos improved by 25.21 points in scoring margin and 188.14 rushing yards. The 2012 UNM team also ranked second nationally in time of possession improvement, fourth in net punting improvement and fifth in turnover margin improvement from the previous season.

Of the 32 statistical categories that the Mountain West tracked in its in-season weekly releases, UNM improved in 26 of them from the 2011 season to the 2012 season.

Davie became New Mexico's 31st football head coach on Nov. 17, 2011. Davie, 61, had been a college football analyst on television since 2002. He had served as the lead analyst on ABC Saturday Night Primetime college football



BOB DAVIE PROFILE**Full Name:** Robert Edwin Davie, Jr.**Born:** Sept. 30, 1954**Birthplace:** Sewickley, Pa.**Alma Mater:** Youngstown State, 1977, B.S., Education**Playing Experience:** Youngstown State, 1974-76**Family:** Wife, Joanne, daughter Audra, son Clay**Head Coaching Record:**

2016	New Mexico	9-4
2015	New Mexico	7-6
2014	New Mexico	4-8
2013	New Mexico	3-9
2012	New Mexico	4-9
2001	Notre Dame	5-6
2000	Notre Dame	9-3
1999	Notre Dame	5-7
1998	Notre Dame	9-3
1997	Notre Dame	7-6
Totals	10 seasons	62-61

Assistant Coaching Record:

1996	Notre Dame (Defensive Coordinator)	8-3
1995	Notre Dame (Defensive Coordinator)	9-3
1994	Notre Dame (Defensive Coordinator)	6-5-1
1993	Texas A&M (Defensive Coordinator)	10-2
1991	Texas A&M (Defensive Coordinator)	12-1
1991	Texas A&M (Defensive Coordinator)	10-2
1990	Texas A&M (Defensive Coordinator)	9-3-1
1989	Texas A&M (Defensive Coordinator)	8-4
1988	Texas A&M (Outside Linebackers)	7-5
1987	Texas A&M (Outside Linebackers)	10-2
1986	Texas A&M (Outside Linebackers)	9-3
1985	Texas A&M (Outside Linebackers)	10-2
1984	Tulane (Defensive Coordinator)	3-8
1983	Tulane (Defensive Coordinator)	4-7
1982	Pittsburgh (Linebackers)	9-3
1981	Pittsburgh (Linebackers)	11-1
1980	Pittsburgh (Linebackers)	11-1
1979	Arizona (Linebackers)	6-5-1
1978	Arizona (Linebackers)	5-6
1977	Pittsburgh (Grad Assistant)	9-2-1
Totals	20 seasons	167-68-4

Bowl Games Coached (corresponding to the season, not the actual year of the bowl game):

2016	Gildan New Mexico Bowl (New Mexico, W 23-20 vs. UTSA)
2015	Gildan New Mexico Bowl (New Mexico, L 45-37 to Arizona)
2000	Fiesta Bowl (Notre Dame, L 41-9 to Oregon State)
1998	Gator Bowl (Notre Dame, L 35-28 to Georgia Tech)
1997	Independence Bowl (Notre Dame, L 27-9 to USC)
1995	Orange Bowl (Notre Dame, L 31-26 to Florida State)
1994	Fiesta Bowl (Notre Dame, L 41-24 to Colorado)
1993	Cotton Bowl (Texas A&M, L 24-21 to Notre Dame)
1992	Cotton Bowl (Texas A&M, L 28-3 to Notre Dame)
1991	Cotton Bowl (Texas A&M, L 10-2 to Florida State)
1990	Holiday Bowl (Texas A&M, W 65-14 vs. BYU)
1989	Sun Bowl (Texas A&M, L 31-28 to Pittsburgh)
1987	Cotton Bowl (Texas A&M, W 35-10 vs. Notre Dame)
1986	Cotton Bowl (Texas A&M, L 28-12 to Ohio State)
1985	Cotton Bowl (Texas A&M, W 36-16 vs. Auburn)
1982	Cotton Bowl (Pittsburgh, L 7-3 to SMU)
1981	Sugar Bowl (Pittsburgh, W 24-20 vs. Georgia)
1980	Gator Bowl (Pittsburgh, W 37-9 vs. South Carolina)
1979	Fiesta Bowl (Arizona, L 16-10 to Pittsburgh)
1977	Gator Bowl (Pittsburgh, W 34-3 vs. Clemson)

telecasts, as well as ESPN and ESPN2 Saturday Night Primetime games.

In his time with ABC/ESPN, he teamed with Brent Musburger and Kirk Herbstreit calling the Saturday night prime time game. Among the games he covered were some of the greatest in the history of college football. Along with two BCS National Championship games for ESPN Radio, he was the analyst for ESPN Radio's coverage of the 2005 USC/Texas Rose Bowl Game, considered by many as the best ever. He also was the analyst for the television broadcast of the 2006 classic between No. 1 Ohio State and No. 2 Michigan, dubbed the "Game of the Century". That game was watched by 21.8 million viewers, the most-watched college football game in history at the time. Davie was a part of the Big Ten Network's 10-year anniversary show reliving that contest, filmed and broadcast in 2016.

Other historic games that Davie broadcast for ESPN included the 2007 Rose Bowl Game between Michigan and USC, and a 2010 matchup between Illinois and Northwestern that was played at Wrigley Field, the first football game played in the oldest MLB stadium in 40 years.

Prior to that, Davie served as head football coach at the University of Notre Dame for five seasons (1997-2001). He was defensive coordinator for three years (1994-96) with the Fighting Irish under head coach Lou Holtz before taking over the program in 1997. Davie spent nine years as an assistant coach at Texas A&M University (1985-93) under head coaches Jackie Sherrill (1985-88) and R.C. Slocum (1989-93). Davie was linebackers coach for Sherrill and was promoted to defensive coordinator and assistant head coach under Slocum. He also served as assistant head coach/defensive coordinator at Tulane (1984-85) and linebackers coach at the University of Pittsburgh (1980-82) and the University of Arizona (1978-79).

In 26 years of coaching, Davie has been a part of teams that have compiled a combined record of 206-102-4. He has coached in 18 bowl games, including the Fiesta Bowl, Orange Bowl, Sugar Bowl and Cotton Bowl.

Davie had a 35-25 career record at Notre Dame, leading the Irish to three bowl games and taking the program to its first-ever BCS postseason game, the 2001 Fiesta Bowl. He also was the first coach to lead Notre Dame to a bowl game in his first season. Year in and year out, Notre Dame plays one of the toughest schedules in the nation. During Davie's tenure, 19 of those games were against Top-25 foes and 52 of the 60 were against BCS foes. Seven of the other eight were against service academies and one was against another non-BCS foe.

Davie also has been a two-time finalist for a National Coach of the Year award (by the Walter Camp Foundation and Football News).

Also while at Notre Dame, Davie earned an American Football Coaches Association Award for Academic Achievement in 2001 as his team had a 100 percent graduation rate.

At Notre Dame, Davie received a Football News National Coach of the Year finalist citation and finished sixth in The Associated Press Coach of the Year balloting in 2000, finishing with a 9-3 record and earning a berth in the Fiesta Bowl. That team tied an NCAA record for fewest turnovers in a season with eight, despite starting three different quarterbacks - Battle, Gary Godsey and Matt LoVecchio.

Davie earned a National Coach of the Year semifinalist nod in 1998 after producing another 9-3 record with the Irish. The team ranked 16th nationally in rushing that season behind career rushing leader Autry Denson. Quarterback Jarious Jackson ranked 13th in the country in passing efficiency.

During Davie's first year as head coach in 1997, Notre Dame completed four fourth-quarter comebacks to finish with a 7-5 record and earn an Independence Bowl invitation.

As an Irish assistant, Davie's defense finished 10th in passing efficiency defense and 11th in total defense in 1996, and it forced 30 turnovers and ranked 16th in pass defense in 1995.


Before he became coordinator at Texas A&M in 1989, Davie coached outside linebackers and was part of a staff that led the Aggies to finishes of eighth, fourth, seventh and 14th in the nation in total defense from 1985-88, respectively.

Davie was assistant head coach and defensive coordinator at Tulane from 1983-84. Prior to that, he was linebackers coach at the University of Pittsburgh from 1980-82 and helped the unit rank first nationally in total defense in 1980 and 1981, and third in 1982.

He started his coaching career as a graduate assistant in 1977 at Pittsburgh under Sherrill and moved on to the University of Arizona as a part-time linebackers coach and strength coach from 1978-79.

Davie is a 1977 graduate of Youngstown State and was a three-year starter at tight end.

Davie and his wife, Joanne, have two children - daughter Audra and son Clay.



BOB DeBESSE

OFFENSIVE COORD./WRS

6TH YEAR AT NEW MEXICO

Southwest Texas State, 1982

Boston, Ma.



Bob DeBesse enters his sixth as New Mexico's offensive coordinator, and his second as the wide receivers coach after coaching quarterbacks for his first four seasons. Under his watch the Lobo offense continues to be prolific and record setting.

In 2016, the Lobos blitzed several school records on the way to leading the nation in rushing yards per game, a first in program history. It also marked the fifth time in five seasons UNM has finished in the top-10 in rushing nationally, and overall it marked the 10th time it's happened in program history.

The Lobo offense was prolific, scoring 48 rushing touchdowns, breaking the previous school record of 42, which was set in 1971 and tied in 2015. Those 48 touchdowns paved the way for a school record 477 points, and a school record 36.7-points per game scoring average. The Lobos also broke the school record for total offense, racking up an astonishing 5,939 yards. The team also set records for yards per play for the season (6.85) and for single-game total offense yards per play, as the team averaged 13.53 per play against Wyoming with 691 yards on just 51 plays.

UNM also led the nation in rushing plays of 10, 20, 30, 40, 50, 60 and 70 yards or more, and UNM running back Teriyon Gipson led the nation in yards per attempt, averaging 8.75 yards per carry.

In the 2015 season, the Lobos led the nation in total plays of 60 or more yards (11) and 70 or more yards (7). In addition, the team ranked second nationally in rushes of 30, 50, 60, and 70 or more yards, and was third in rushes of 40 or more yards. The Lobos added a deadly aerial attack as well and the team threw three touchdown passes of 80 or more yards in the final five games of the season, the most 80-yard completions in the history of UNM for a single season.

The Lobo rushing attack again finished in the top 10 nationally. Jhurrell Pressley, who ended his career with the second-most rushing touchdowns in school history.

In the 2014 season, UNM once again finished in the top five in rushing nationally, finishing fourth, averaging 310.4 yards per game. The Lobos were the only team in the nation to have finished in the top five from 2012-14 with an average of 300 yards or more, and that's all under DeBesse.

The Lobos were certainly explosive as well. Aside from

BOB DeBESSE NOTES

*Guided the Lobos to five consecutive top-10 national ranking in rushing yards per game -- fifth in 2012, fourth in 2013, fifth in 2014, ninth in 2015 and first in 2016..

*In the 2016 season, the Lobos led the nation in rushing yards per game, rushing yards per carry, total rushing yards and runs of 10, 20, 30, 40, 50, 60 and 70 yards.

*The 2016 Lobos set a school record for points 477 and scoring average, averaging 36.7 points per game.

*The 2016 Lobos had two 1,000 yard rushers, the first time in school history a Lobo offense has produced two in the same season.

*Helped lead Sam Houston State to 2011 FCS national championship game.

Jhurrell Pressley leading the nation with a 9.6 yards per carry average, UNM ranked in the top three nationally in most runs of 20, 30, 40, 50 and 60 yards for the season, leading the nation in most 50 and 60 yard rushes (14 and 10 respectively).

Pressley topped the 1,000-yard mark, the third straight year UNM has had a 1,000 yard rusher, and the Lobos tied Wisconsin for the most different 100-yard rushers in the season with five. All told, UNM had 11 100-yard rushing games in 2014, giving UNM 32 with DeBesse running the offense.

In 2013, UNM scored 393 points, eight points short of the 1994 team's school record of 401 points. The 2013 offense's 40 rushing touchdowns were two shy of the 1971 team record of 42. The unit also produced 5,062 yards, becoming just the sixth Lobo offensive unit to surpass the 5,000-yard mark.

Senior running back Kasey Carrier topped the 1,000-yard mark for the second consecutive season, finishing with 1,122 rushing yards in 10 games. Sophomore Cole Gautsche was the nation's sixth-leading rushing quarterback with 777 yards, which beat out his freshman mark of 760 as the third most by a Lobo QB.

In 2012, UNM more than doubled its 2011 scoring output of 12.0 points per game, finishing at 25.8. The Lobos had the most improved rushing offense in the nation from 2011 to 2012, going from 113.3 yards per game (ranking 103rd in rushing in '11) to 301.3 yards per game (ranking fifth in '12). New Mexico also finished second in the nation in time of possession at 33 minutes, 47 second per game and 17th in turnover margin at plus-0.85 per game. The team had the fifth best improvement in turnover margin in the country after averaging minus-0.67 per game in 2011.

The Lobos, which hadn't produced a 100-yard rusher since November of 2009 prior to the 2012 season, had 10 100-yard rushers, led by Carrier's seven 100-yard games. The junior set the school single-season record with 1,469 rushing yards in DeBesse's pistol-option attack, and his 15 rushing TDs were the second most in UNM history.

Gautsche set a UNM freshman record for rushing yards with 760, which was also the third most rushing yards ever by a Lobo QB.



BOB DeBESSE OC/WR
NEW MEXICO LOBOS

DeBesse came to New Mexico after a highly successful two-year stint as the offensive coordinator at Sam Houston State, which finished as national championship runner-up in the Football Championship Subdivision in 2011.

The Bearkats averaged 36.9 points per game in 2011. They had a 1,000-yard rusher in Tim Flanders (1,644 yards) and another one just shy of 1,000 yards in Richard Sincere (979 yards), as well as a 2,000-yard passer in quarterback Brian Bell (2,069 yards). Flanders earned Southland Conference Player of

BOB DeBESSE PROFILE

Birthdate: Sept. 30, 1959

Hometown: Boston

Alma Mater: B.S., education - Southwest Texas State '82

Playing Experience: Southwest Texas State 1978-80

Family: wife Janet; daughters Brittney, Kaila; son Cameron

Coaching Experience:

2016-present	New Mexico (Offensive Coordinator/WRs)
2012-15	New Mexico (Offensive Coordinator/QBs)
2010-11	Sam Houston State (Offensive Coordinator)
2008-09	A&M Consolidated High School (Assistant Coach)
2006-07	Texas A&M (Wide Receivers)
2003-05	Purdue (Wide Receivers)
1997-2002	Southwest Texas State (Head Coach)
1992-96	Minnesota (Offensive Coordinator)
1990-91	TCU (Offensive Coordinator)
1983-89	TCU (Running Backs/Quarterbacks)
1981-82	Southwest Texas State (Student Assistant)

Postseason Coached (corresponding to the season, not the actual year of the bowl game):

2016	Gildan New Mexico Bowl
2015	Gildan New Mexico Bowl
2011	FCS Championship
2007	Alamo Bowl
2006	Holiday Bowl
2004	Sun Bowl
2003	Capital One Bowl
1984	Bluebonnet Bowl

the Year honors, while Sincere was recognized as the league's Offensive Player of the Year.

In his first season, DeBesse led the Kats to the top of the Southland Conference in rushing offense and had three players earn all-league honors. Flanders was named as the Southland's "Newcomer-of-the-Year."

DeBesse served as wide receivers coach at Texas A&M under former New Mexico coach Dennis Franchione from 2006-07. As wide receivers coach, DeBesse helped direct Texas A&M squads to the 2006 Holiday Bowl and the 2007 Alamo Bowl.

Purdue employed DeBesse as wide receivers coach from 2003-05, where he mentored Taylor Stubblefield. Stubblefield was a consensus All-America selection and Biletnikoff Award finalist (that goes annually to the nation's top WR) in 2004, setting a then-NCAA record with 316 receptions. In 2003, Boilermakers WR John Standeford set Big Ten records for receptions (broken by Stubblefield) and receiving yards with 3,788. Purdue played in the 2003 Capital One Bowl and the 2004 Sun Bowl.

Prior to his arrival at Purdue, DeBesse was the head coach at Southwest Texas State from 1997-2002. His 2000 team went 7-4, the best mark by the school in a decade, and had a No. 24 national ranking in the NCAA Division I-AA final poll.

DeBesse served as offensive coordinator at the University of Minnesota from 1992-96. His units led the Big Ten in passing offense in 1992, 1993 and 1996 and led the Big Ten in passing offense in conference games in 1994 and '95.

Before coming to Minnesota, DeBesse spent nine years (1983-91) at TCU, the last two years as offensive coordinator. From 1988-90, he coached alongside Rocky Long (former New Mexico quarterback who would become UNM's head coach from 1998-2008) and earned Southwest Conference Offensive Coordinator of the Year honors in 1990. As quarterbacks coach, DeBesse helped the Horned Frogs earn an invitation to the Bluebonnet Bowl in 1984.

DeBesse was a three-year letterman at Southwest Texas State from 1978 to 1980. He was special teams captain and a Texas All-Academic team selection as a senior. His final two seasons came under head coach Jim Wacker, beginning a partnership that lasted nearly two decades from Southwest Texas to TCU to Minnesota. DeBesse spent two years as a student assistant for SWT teams that won NCAA Division II national championships in 1981 and 1982. He was elected to the Southwest Texas State Hall of Honor in 1998.

Growing up in Texas, DeBesse earned a bachelor's degree in education from Southwest Texas State in 1982. He and his wife Janet, a former Southwest Texas gymnast and cheerleader, have three children: Brittney, Kaila and Cameron. Cameron lettered as a wide receiver for the Lobos in 2012 and 2013.



KEVIN COSGROVE
DEFENSIVE COORD./LBs
6TH YEAR AT NEW MEXICO
Wisconsin-Oshkosh, 1980
Chicago, Ill.

Kevin Cosgrove enters his fourth season as UNM's defensive coordinator, and his fifth as linebackers coach at New Mexico. His first three seasons he was the inside linebackers coach, but he has overseen the entire corps since 2015 when UNM went to the 3-3-5.

The Lobo defense once again featured big plays, big moments, and was a veteran group in 2016 that came up big time and time again when called upon. The Lobo defense in 2016 was led by Dakota Cox, who became the first player in the history of UNM, and just the 14th in the history of the FBS, to lead his team in tackles for four straight seasons.

Perhaps the biggest moment of the season for UNM's defense came

outside of the continental United States, as in a 21-21 game with Hawai'i, Daniel Henry forced a fumble behind the line of scrimmage, and Lee Crosby scooped and scored for what was the game-winning touchdown in a 28-21 road win. The defense also came up big after that score, stopping a fourth-and-one inside the 10-yard line to seal the win.

That was the first of two times in which UNM's defense basically won a game on a goal line stand. The other came in front of a national audience on ESPN2, against Utah State. With the game tied at 21-21, Utah State has second and goal from the UNM 2-yard line. Three straight run stops, including a stop just inches short of the goal line gave the ball back to UNM, setting up a drive for a winning field goal and a 24-21 win.

KEVIN COSGROVE NOTES

*Coached Dakota Cox, who became first Lobo in school history (and 14th in FBS history) to lead the team in tackles for four straight seasons.

*Helped guide the 2016 Lobo defense to 124.2 fewer total yards allowed than in 2014, improving 71 places in the NCAA rankings.

*Named the top coordinator in the Big Ten in 2002.

*Nearly half of his 34 years of coaching college football defense has been as defensive coordinator at Power Five programs.

*Was part of four Big Ten Championship teams that went to the Rose Bowl.

*As defensive coordinator, coached 50 players who went on to the NFL.

Overall, UNM's defense is one of 14 that has scored at least three times in each of the last two seasons, and allowed just 398.4 yards per game, good for 56th nationally, an improvement of 124.2 yards and 71 places in the NCAA rankings from just two seasons ago.

Four players earned All-Conference honors and four were invited to NFL camps after the season.

UNM's defense was of particular importance in UNM's 2015 season as the Lobos earned their first bowl appearance since 2007 with a trip to the Gildan New Mexico Bowl.

Defensively, UNM ranked as the fourth-most improved defense in the nation in terms of yards allowed, shaving off 81.6 yards per game from 2014. UNM also shaved 7.5 points per game off their 2014 scoring defense, and that was the 15th most improved in the NCAA. UNM's rushing defense was the nation's third-most improved in terms of yards per game (76.3 yards per game less than 2014) and it was fourth in terms of yards per carry (1.29 yards per carry less than 2014).


In addition, linebacker Dakota Cox led the team in tackles for a third straight season earning All-Conference accolades. The Lobos spent much of the year in the national top 20 in terms of sacks and tackles for loss as the Lobos displayed an aggressive, attacking defense. The defense also scored three touchdowns and a safety during the season.

The 2014 Lobos improved on the defensive side of the ball with Cosgrove calling the plays. UNM's scoring defense improved 6.9 points per game, and against non-ranked teams UNM improved a whopping 14.5 points per game.

The Lobos picked off seven more passes than in 2013 and had eight more sacks as well.

Two Lobos earned all-conference honors, including first team All-MW honors for Dakota Cox and honorable mention honors for David Guthrie. Cox and freshman Kimmie Carson both earned Mountain West Player of the Week honors.

Cosgrove guided a pair of Lobos to postseason accolades in 2013. True freshman middle linebacker Dakota



KEVIN COSGROVE DC/LB
NEW MEXICO LOBOS

KEVIN COSGROVE PROFILE

Birthdate: Dec. 27, 1955

Hometown: Chicago, Ill.

Alma Mater: B.S., physical education - Wisconsin Oshkosh, '80

Family: wife Shelly; sons Clint, Connor; daughter Shannon

Coaching Experience:

2015-present	New Mexico (Defensive Coordinator/Linebackers)
2014	New Mexico (Defensive Coordinator/Inside Linebackers)
2012-13	New Mexico (Inside Linebackers)
2011	Akron (Defensive Coordinator)
2009-10	Minnesota (Co-Defensive Coordinator)
2004-07	Nebraska (Defensive Coordinator)
1995-2003	Wisconsin (Defensive Coordinator/Linebackers)
1990-94	Wisconsin (Linebackers)
1989	Colorado State (Linebackers)
1988	Southeast Missouri State (Defensive Coordinator)
1983-87	Illinois (Linebackers)
1983	Morehead State (Linebackers)
1980-83	Illinois (Graduate Assistant)

Postseason Coached (corresponding to the season, not the actual year of the bowl game):

2016 Gildan New Mexico Bowl
2015 Gildan New Mexico Bowl
2009 Insight Bowl
2007 Cotton Bowl
2005 Alamo Bowl
2003 Music City Bowl
2002 Alamo Bowl
2000 Sun Bowl
2000 Rose Bowl (1999 season)
1999 Rose Bowl (1998 season)
1997 Outback Bowl
1996 Copper Bowl
1995 Hall of Fame Bowl
1995 Blue-Gray Bowl
1994 Rose Bowl (1993 season)
1985 Peach Bowl
1984 Rose Bowl (1983 season)
1982 Liberty Bowl

Cox, the first freshman to lead UNM in tackles (99) since Blake Irwin in 1994, earned Football Writers Association of America Freshman All-America honors. And senior inside linebacker Dallas Bollema, who finished his career at No. 20 on the school's all-time tackles list, was named honorable mention All-MW for the second straight year.

During his first year at UNM, Cosgrove helped the Lobo defense improve 42 spots in the NCAA's Football Bowl Subdivision in rushing yards allowed per game (119th in 2011 to 77th in 2012) and 21 spots in total yards allowed (118th in 2011 to 97th in 2012).

Under Cosgrove's tutelage, junior LB Dallas Bollema earned All-Mountain West honorable mention honors after leading the team with 83 tackles (16th in the Mountain West) with two interceptions, two sacks, two forced fumbles and two fumble recoveries.

Cosgrove has 33 years' experience coaching on the defensive side of the ball, including 17 years as a coordinator. He has coached in 16 bowl games, including four appearances in the Rose Bowl.

Cosgrove is a member of the Wisconsin Football Coaches Hall of Fame, being inducted in 2008. In 2006, he was recognized by CBS College Sports Network analyst Tom Lemming as one of the nation's top recruiters, and in 2002 was named the top coordinator in the Big Ten by The Sporting News. ESPN analyst Mel Kiper Jr. identified Cosgrove as one of the top coordinators in the country in 1999.

Cosgrove has spent 25 seasons coaching Big Ten football. Most recently, he was defensive coordinator at the University of Minnesota from 2009-10, during which time he oversaw a unit that improved its pass defense from 93rd nationally in 2008 to 55th in 2009 and 33rd in 2010. Three of his linebackers - Lee Campbell, Simoni Lawrence and Nate Triplett - earned invites to the 2009 NFL Combine.

From 2004-07, Cosgrove was defensive coordinator at Nebraska. The Cornhuskers ranked 11th nationally in rushing defense in 2004, led the nation in sacks (50, 4.17 per game) and tackles for loss (124, 10.33 per game) in 2005, while also ranking in the top 25 nationally in scoring defense and pass efficiency defense in 2005 and 2006. He helped the program to a Big 12 North Division Championship in 2006 and appearances in the 2005 Alamo and 2007 Cotton Bowls. In his four seasons, Cosgrove mentored seven first- or second-team All-Big 12 defenders.

Prior to his time at Nebraska, he spent 14 seasons (1990-2003) at Wisconsin under head coach Barry Alvarez and coordinated the Badger defense from 1995-2003. During that span, UW won Big Ten titles in 1993, 1998 and 1999,

following each with a victory in the Rose Bowl. During Cosgrove's tenure in Madison, the program posted a 7-2 record in bowl games. Cosgrove also coached the linebackers at Wisconsin (1990-94), tutoring three who led the conference in tackles in three different seasons. Included in that trio is the program's all-time leading tackler, Pete Monty, whom Cosgrove also recruited.

Cosgrove served as defensive coordinator at the University of Akron in 2011. He also coached in the 2012 East-West Shrine Game.

A native of Chicago, he coached linebackers at Colorado State in 1989, was defensive coordinator at Southeast Missouri State in 1988 and linebackers coach at Illinois (1983-87) and Morehead State (1983). He served as graduate assistant at Illinois from 1980-83.

Cosgrove competed collegiately at Benedictine College (Ill.) in 1974 and at Wisconsin-Oshkosh from 1976-78, where he completed a Bachelor of Science degree in physical education in 1980.

He and his wife Shelly have two sons, Clint and Connor, and one daughter, Shannon.



APOLLO WRIGHT
SPECIAL TEAMS COORD./QBS
5TH YEAR AT NEW MEXICO
Cheyney (Pa.), 1998
Philadelphia, Pa.

Apollo Wright begins his fifth year at UNM, and his third as the special teams coordinator. 2017 will be his second season coaching New Mexico's quarterbacks after coaching UNM's highly successful stable of running backs over his first three seasons.

Once again, UNM's special teams excelled, with true freshman Elijah Lilly averaging 27.4 yards per return, including a touchdown. That touchdown ran

UNM's streak of consecutive seasons with a kickoff return touchdown to seven straight, and it was the ninth under head coach Bob Davie, tying for the most in the nation in that time frame.

Additionally, UNM's kickoff coverage unit was phenomenal, with an NCAA top touchback percentage of 82.1%. UNM hit 69 of 84 kickoffs for touchbacks, and only 14 kickoffs were actually returned.

Under Wright, UNM's quarterbacks were terrific, especially late in the

season. UNM starting quarterback Lamar Jordan had a 145.3 rating, throwing for six touchdowns and 681 yards, rushing for another 739 yards and three touchdowns. Overall UNM's quarterbacks completed 53.6% of their passes for 1,389 yards and 11 touchdowns, and they rushed for 987 yards and six touchdowns.

In 2015, UNM's special teams were truly special, with Carlos Wiggins returning a kickoff for a touchdown against Hawai'i, and a pair of successful faked punts. The Lobos also were seventh nationally in kickoff touchback percentage and punter Zack Rogers finished his career fifth on the career average list at UNM.

UNM's stable of rushers under Wright had a solid season as the Lobos at the time tied a school record with 42 rushing touchdowns. UNM ranked either second or third nationally in rushes of 30, 40, 50, 60 and 70 yards, and Jhurrell Pressley finished his career seventh in career rushing at UNM, second in career rushing touchdowns, and he signed a free agent contract with the Minnesota Vikings.

In 2014, UNM's running back corps combined for 2,590 yards and 27 touchdown runs. The Lobos had a 1,000 yard rusher in Jhurrell Pressley, who hit the 1,083-yard mark despite just 114 carries. His 9.5 yards per carry led the nation and was the best mark in school history. Lobo running backs averaged 6.7 yards per carry, better than the overall team average of 6.4 yards per carry.

Pressley was an honorable mention All-Mountain West selection after his 2014 season after rushing for more 60-yard runs on his own than all but four other schools in the FBS.

UNM's running backs combined for 2,387 yards and 29 touchdowns in 2013. Second-team All-Mountain West selection Kasey Carrier ranked 16th in the nation in rushing yards per game with an average of 112.2. Carrier's 1,122 yards represented the ninth best single-season rushing total in UNM history.

Wright arrived at UNM in February of 2013. He spent six seasons at Florida International University, the last three as the Panthers' running backs coach. In 2012, Wright worked with a trio of backs who combined to rush for 1,452 yards and 15 touchdowns despite each missing games due to injury.



APOLLO WRIGHT ST/QB
NEW MEXICO LOBOS

One of the players was Kedrick Rhodes, who set a school record with 1,149 rushing yards on 234 carries in 2011 and was a second-team All-Sun Belt Conference selection. Twice during the 2011 year, Rhodes carried the ball 30 times, tying for third all-time in a single-game.

Rhodes has seven 100-yard rushing games during his career, which is an FIU record. He had five 100-yard games in 2011.

FIU running back Darriet Perry finished his career in 2011, and under the tutelage of Wright, the veteran established several FIU rushing records. During the 2010 season, Perry scored a school-record 16 rushing touchdowns while the team finished with 26 total scores on the ground. Perry would ultimately finish his collegiate career a year later with 27 touchdowns rushing.

Wright previously served as Florida International's special teams coordinator (2007-11) and helped turn kicker Jack Griffin into one of the nation's finest and a Lou Groza Award semifinalist in 2011. Griffin set school records for extra points and field goals for the Panthers.

Wright's punt return unit, which included future Indianapolis Colts wide receiver T.Y. Hilton, finished No. 1 in the country with an average of 15.93 yards per punt return in 2011.

In 2009, the punt return unit ranked 18th overall and first among the Sun Belt Conference teams. The Panthers also ranked second in the SBC in kickoff returns and third in net punting. Hilton, who was an '09 Freshman All-America, led the Sun Belt and finished ninth nationally with an average of 14.78 yards per punt return and was also among the national leaders in kickoff-return average.

Wright also coached current Tampa Bay Buccaneers defensive back Anthony Gaitor from 2007-09 at FIU. Gaitor led the Sun Belt Conference with five interceptions in 2008, returning two for TDs.

Prior to arriving at FIU in 2007, Wright served as a member of the Villanova staff for six seasons as running backs coach and spent three years as the Wildcats' special teams coordinator. He played a major role in the performance and development of former NFL All-Pro Brian Westbrook, who rushed for 1,603 yards and 22 touchdowns en route to earning the Walter Payton Award as the

Division I-AA National Player of the Year, the Atlantic 10 Conference Offensive Player of the Year and the ECAC Offensive Player of the Year in 2001.

Wright also mentored Wildcats running back Terry Butler, who accumulated 2,080 yards on 464 carries (4.5 avg.) and 17 touchdowns in his four-year collegiate career before spending a brief career with the New York Jets.

Wright's responsibilities at Villanova also included the breakdown of opponent film and serving as the program's pro liaison.

Prior to Villanova, Wright was the secondary coach at LaSalle University from 1999-2000. Besides his duties as secondary coach, Wright was also in charge of the kick and punt return units.

In 1999, he was a graduate assistant at Wagner College, drilling the defensive backs and wide receivers. Wright began his coaching career with his first stint at LaSalle as the assistant defensive backs coach in 1998.

Wright played football for four years at Cheyney (Pa.) University, including two seasons as the starting quarterback. He graduated cum laude with a bachelor's degree in recreation and leisure services in 1998. Wright earned his master's degree in education from Wagner (N.Y.) College in 2001.

He and his wife Melanie have three sons; twins Jayden and Micheal, and Mason.

APOLLO WRIGHT PROFILE

Birthday: October 31, 1975

Hometown: Philadelphia, Pa.

Playing Experience: Cheyney University 1994-97

Alma Mater: B.A., Recreation and Leisure Services - Cheyney (Pa.) University, 1998; M.A., Education - Wagner (N.Y.) College, 2001

Family: Wife Melanie; sons Jayden, Micheal and Mason

Coaching Experience:

2016	New Mexico (Special Teams Coord./Quarterbacks)
2015	New Mexico (Special Teams Coord./Running Backs)
2013-14	New Mexico (Running Backs)
2012	Florida International (Running Backs)
2009-11	Florida International (Special Teams Coordinator/RBs)
2007-09	Florida International (Special Teams Coordinator/CBs)
2004-06	Villanova (Running Backs/Special Teams Coordinator)
2001-03	Villanova (Running Backs)
1999-2000	LaSalle (Pa.) University (Defensive Backs/Special Teams)
1999	Wagner College (Graduate Assistant)
1998	LaSalle (Pa.) University (Assistant Defensive Backs Coach)

Postseason Coached (corresponding to the season, not the actual year of the bowl game):

2016	Gildan New Mexico Bowl
2015	Gildan New Mexico Bowl
2011	Beef O'Brady Bowl
2010	Little Caesars Pizza Bowl

APOLLO WRIGHT NOTES

*Has seen a kickoff return for a touchdown in each of his four seasons at UNM, running the Lobos' streak to seven straight years with a kickoff return touchdown.

*In 2015 he coached Jhurell Pressley, who finished his career seventh in UNM rushing history and second in career rushing touchdowns.

*His charges in 2014 were third nationally in rushing yards per carry with 6.4 yards per carry. UNM also led the nation with the most 50 and 60-yard runs.

*Played a significant role in the development of former NFL All-Pro and Philadelphia Eagles running back Brian Westbrook. Westbrook rushed for 1,603 yards and 22 TDs for Villanova in 2001, earning Division I-AA National Player of the Year honors.

*Coached Florida International's Kedrick Rhodes to a school-record 1,149 rushing yards, along with 15 touchdowns, in 2011.

*Served as special teams coach for FIU's T.Y. Hilton, a rookie wide receiver for the Indianapolis Colts in 2012.

*Coached Florida International kicker Jack Griffin, who was a Lou Groza Award (nation's best kicker) semifinalist in 2011.



SCOTT BAUMGARTNER

RUNNING BACKS

5TH YEAR AT NEW MEXICO

Pacific, 1989
La Mirada, Calif.



Scott Baumgartner begins his fifth season at The University of New Mexico and his second as coach of the running backs after coaching wide receivers his first three seasons.

In his first season coaching the running backs at UNM, all that group did was produce two 1,000-yard rushers in Teriyon Gipson (1,269) and Tyrone Owens (1,097). It marked the first time in school history that UNM had ever produced two 1,000-yard rushers in the same season. Overall, UNM rushed for an NCAA-leading 4,550 yards, averaging 350.0 yards per game, which also led the nation.

UNM's 4,550 yards came out to 6.6 yards per carry, which also led the nation. The rushing attack was explosive as well, leading the nation in rushes of 10, 20, 30, 40, 50, 60 and 70 yards or more. In fact, UNM's opening play of the season was an 84-yard touchdown run, the longest opening play in the history of the university, and tying for the fastest touchdown to start a season at UNM.

The 2015 season was a superb one for New Mexico wideouts, coached by Baumgartner. Junior receiver Dameon Gamblin led the team with 35 catches, the most in the Bob Davie era. Of similar note was the record breaking performance of Delane Hart-Johnson, who in his first season with New Mexico set a season and career record for 80-yard receptions, as he caught three passes of more than 80 yards (going for 86 against Utah State, 81 against Boise State and 92 against Arizona).

Overall, UNM's receiving corps caught 78 passes, the most by the receiver group since 2011, and they accounted for 83.3 percent of all of UNM's receiving touchdowns in 2015.

For the second year in a row, UNM's receiving corps improved upon the previous season.

In the 2014, the receiving corps was led by Tyler Duncan, who recorded the longest touchdown catch of the Bob Davie era with a 75-yard haul. He led the team with a pair of touchdown catches, 293 yards, and a 24.4 yards per catch average. Baumgartner's receivers also helped UNM spring an NCAA leading 14 rushes of 50 or more yards.

Perhaps no bigger

SCOTT BAUMGARTNER PROFILE

Birthdate: June 19, 1965

Hometown: La Mirada, Calif.

Playing Experience: Cerritos College -- two-year starter at wide receiver (1985-86); Pacific (Ore.) -- two-time all-conference as a wide receiver (1987-88)

Alma Mater: B.S., Bachelor's, Physical Education and Health - Pacific (Ore.), 1989; Master's, Athletic Administration - Central Missouri State, 2003

Family: Wife, Lori; stepdaughter, McKenzie; stepson, Tyler

Coaching Experience:

2016-present	New Mexico (Running Backs)
2013-15	New Mexico (Wide Receivers)
2005-12	Nevada (Wide Receivers)
2004	Nevada (Quarterbacks)
1996-2003	Central Missouri State (Assistant Coach)
1992-95	West Valley College (Assistant Coach)
1988-1991	Pacific (Ore.) (Assistant Coach)

Postseason Coached (corresponding to the season, not the actual year of the bowl game):

2016	Gildan New Mexico Bowl
2015	Gildan New Mexico Bowl
2012	New Mexico Bowl
2011	Hawai'i Bowl
2010	Kraft Fight Hunger Bowl
2009	Hawai'i Bowl
2008	Humanitarian Bowl
2007	New Mexico Bowl
2006	MPC Computers Bowl
2005	Hawai'i Bowl

play showcased UNM's blocking abilities from the wideouts than Jhurell Pressley's 69-yard touchdown run against Wyoming where Tyler Duncan decleated a potential tackler at the 10-yard line.

Baumgartner did a fantastic job with an entirely new starting unit in 2013. The young Lobo wideouts in 2013 produced 10 more receptions, 317 more receiving yards and four more touchdowns than the unit did in 2012.

Prior to UNM, Baumgartner coached for nine years at the University of Nevada.

Baumgartner spent nine years with the Wolf Pack, seven as the wide receivers coach. In 2012, Baumgartner coached All-Mountain West selection Brandon Wimberly, who had 63 receptions for 788 yards and five touchdowns.

While Baumgartner coached at Nevada, the Wolf Pack had seven finishes in the top 15 nationally in total offense. Nevada has ranked in the top 10 in total offense in each of the past five years, including No. 2 in 2009. The Wolf Pack



SCOTT BAUMGARTNER RB
NEW MEXICO LOBOS

were No. 8 in 2012.

Baumgartner helped develop Rishard Matthews into a two-time All-Western Athletic Conference selection and an NFL draft pick (2012, Miami Dolphins) from 2010-11. Matthews tallied 1,364 yards as a senior in '11, giving Baumgartner yet another 1,000-yard receiver. Baumgartner also saw another pupil head to the NFL as Tray Session signed (2012) with the Oakland Raiders.

With Matthews earning All-WAC honors in 2010 and 2011, it marked the fourth straight season that one of Baumgartner's pupils earned all-league accolades as Wimberly was a second-team All-WAC pick in 2009. In 2008, Baumgartner mentored a 1,000-yard receiver for the second straight season as Marko Mitchell had 61 catches for 1,141 yards and 10 touchdowns. Mitchell, a 2009 draftee of the Washington Redskins, is now with the Detroit Lions. He was selected first-team All-WAC in 2008. That same year, Baumgartner had three receivers with at least 40 receptions and 500 yards in Mitchell, Mike McCoy and Chris Wellington.

In 2007, Baumgartner developed Mitchell into a 1,000-yard receiver, and the Wolfpack wideouts caught 17 touchdown passes. Three different players (Mitchell, McCoy and Kyle Sammons) each had at least 30 catches, 600 yards and four touchdowns.

In the previous seasons, Baumgartner helped wide receiver Caleb Spencer earn All-WAC honors and finish among Nevada's career leaders in receptions, yards and touchdowns.

In 2004, his first year in Reno, Baumgartner worked with the quarterbacks - including Jeff Rowe, who would go on to the NFL. Baumgartner has also been an integral part of the Wolf Pack's special teams over the years. In 2005, punter Justin Bergendahl earned first-team All-WAC honors after ranking in the national top 50 in punting.

SCOTT BAUMGARTNER NOTES

*In first year with running backs, had two 1,000-yard rushers for the first time in the history of the university.

*Guided a receiver corps unit that helped UNM's pistol option offense break 1,000 yards receiving for the first time since 2011.

*Was integral to the development of the pistol offense under head coach Chris Ault at Nevada.

*Five straight seasons of producing all-conference wide receivers (first- or second-team).

*Nevada pupil Brandon Wimberly earned first-team All-Mountain West honors in 2012.

Prior to arriving in Reno, Baumgartner, who has more than 20 years of college coaching experience, spent eight years coaching receivers, quarterbacks and special teams at Central Missouri State.

A noted West Coast recruiter, Baumgartner hails from California and has many ties to high school and junior college coaches throughout the Golden State from his time as an assistant coach at West Valley College in Saratoga, Calif., and as a player at Cerritos College in Norwalk, Calif. He coached four years at West Valley College (1992-95), and spent four seasons at his alma mater, Pacific University in Forest Grove, Ore. (1988-91).



CLAY DAVIE TIGHT ENDS 6TH YEAR AT NEW MEXICO Arizona State, 2010 College Station, Texas



CLAY DAVIE TE
NEW MEXICO LOBOS

Clay Davie enters his sixth year with the Lobos, and his third as a full-time assistant coach, working with the tight ends. Previously he served for three seasons as an offensive graduate assistant. He came to UNM from a two-year graduate internship at Arizona State.

Last season saw the successful conversion of former starting quarterback Cole Gautsche into a bruising tight end. Gautsche, along with UNM's other senior tight ends, helped UNM lead the nation in rushing, and also helped UNM finish in the top five nationally in fewest sacks allowed.

CLAY DAVIE PROFILE

Birthdate: September 26, 1987

Hometown: College Station, Texas

Playing Experience: Arizona State 2007-09

Alma Mater: B.A., Secondary Education/History - Arizona State '10

M.A., Education (Curriculum and Instruction) - Arizona State '11

M.S., Sports Administration - New Mexico '14

Family: wife; Nora

Coaching Experience:

2015-present	New Mexico (Tight Ends)
2012-14	New Mexico (Graduate Assistant)
2010-11	Arizona State (Graduate Intern)

Postseason Coached (corresponding to the season, not the actual year of the bowl game):

2016	Gildan New Mexico Bowl
2015	Gildan New Mexico Bowl

The 2015 season saw tight end Reece White have a stellar season under Davie's tutelage, with White finishing third on the team in receptions (14) and yards (273). As always, UNM's tight ends were a key in the Lobos once again finishing in the top-10 nationally in rushing.

While 2015 was his first season as a full-time coach at UNM, Davie wasn't new to the coaching world or UNM.

As an offensive graduate assistant with the program from 2012-14, Davie gained tremendous knowledge of UNM's pistol-option offense. He also handled a variety of duties from scouting, analyzing game and practice film and on-the-field coaching.

Davie was part of the 2011 Arizona State staff that led the Sun Devils to the Las Vegas Bowl. He assisted with the day-to-day operations of the program.

Davie played three years at Arizona State (2007-09) as a long snapper. He earned his Bachelor's degree in Secondary Education/History in 2010 and his Master's from ASU in Education. He also earned a Master's in Sports Admin-



JORDAN PETERSON

SAFETIES

1ST YEAR AT NEW MEXICO

Texas A&M, 2009

Lexington, Texas

JORDAN PETERSON NOTES

*Helped Fresno State to three straight Bowl games and a Mountain West title in 2013.

*Coaches safety Phillip Thomas to Mountain West Defensive Player of the Year honors.

Jordan Peterson begins his first season as the safeties coach at The University of New Mexico. Peterson brings plenty of ties to the talent-rich recruiting grounds of Texas having most recently coached at Texas State and having played at Texas A&M.

Peterson will handle all duties associated with coaching UNM safeties, and he will also assist with special teams.

Peterson coached at Fresno State for five seasons, from 2012-16, helping the Bulldogs to three bowl games and a 2014 Mountain West Championship game appearance and a 2013 Mountain West title. He served a variety of positions with Fresno State, coaching both the secondary and outside linebackers. He also has served as recruiting coordinator and a special teams coach.

Peterson excelled in his role of secondary coach at Fresno State, coaching that position in 2012 when Fresno State went 9-4 and ranked second nationally in pass defense and fourth in pass efficiency defense.

One of his players, safety Phillip Thomas, was one of three finalists for the Thorpe Award and was a unanimous All-American, the first unanimous selection in Fresno State history. Thomas was the Mountain West's Defensive Player of the Year.

Fresno State safeties Thomas and Derron Smith were both highly decorated as all four starting defensive backs earned all-conference honors.

Peterson got his start as a graduate assistant coach at Texas A&M in 2010 and 2011. That followed a four-year career with the Aggies, where he made 81 tackles and broke up 15 passes. He also forced two fumbles, recovered one fumble and picked off four passes. He returned one of those passes 48 yards

CLAY DAVIE NOTES

*Tight ends group were key for 2016 team leading the nation in rushing.

*Has had tremendous success with local student-athletes as tight ends, including Reece White, Cole Gautsche (Rio Rancho) and Michael Walsh (Albuquerque).

istration from New Mexico while serving as a G.A. from 2012-14 and he is currently pursuing a doctorate in sports administration.

A 2006 graduate from Arizona's Pinnacle High School, Clay was named to the Arizona High School Football Coaches Association All-State team as a center.

He is the son of Lobo football coach Bob Davie and his wife Joanne. Clay is married to the former Nora Hickey.

for a touchdown, ironically against New Mexico. He was a two-time All-Big 12 Academic First Team selection, and he was a CoSIDA Academic All-Region selection in 2008.

Peterson received his bachelor's degree in sport management from Texas A&M in 2009 along with his master's in education curriculum and instruction in 2010.

He graduated from Lexington High School in Central Texas, where he earned first-team all-state honors as a defensive back and honorable mention honors as a quarterback his senior year. He was named Texas Prep Xtra Central Texas MVP.

He and his wife Melissa have a daughter, Ellie.

JORDAN PETERSON PROFILE

Born: February 23, 1953

Hometown: Lexington, Texas

Alma Mater: Texas A&M, 2009, B.S., Sport Management; 2010, M.S., Education

Playing Experience: Texas A&M, 2006-09

Family: Wife, Melissa; daughter, Ellie

Coaching Experience:

2017-present	New Mexico (Safeties)
2017	Texas State (Outside Linebackers/Special Teams)
2014-16	Fresno State (Outside Linebackers)
2012-13	Fresno State (Safeties)
2010-11	Texas A&M (Graduate Assistant)

Postseason Coached (corresponding to the season, not the actual year of the bowl game):

2014	Hawai'i Bowl
2013	Royal Purple Las Vegas Bowl
2012	Hawai'i Bowl



STAN EGGEN

DEFENSIVE LINE

3RD YEAR AT NEW MEXICO

Moorhead State, 1977
Dilworth, Minn.



STAN EGGEN NOTES

*Was UNM's defensive line coach the last two times UNM has won a division title. In 2016 when the team won the Mountain West's Mountain Division and in 1997 when the Lobos won a division title, advanced to the WAC Championship game and made it to the Insight.com Bowl.

*Coached Von Miller at Texas A&M. Miller was named the Most Valuable Player of Super Bowl 50.

*Has coached in 12 bowl games.

Stan Eggen begins his third season with The University of New Mexico as the defensive line coach. Eggen is in his second season in his second stint with UNM, having coached the defensive line in 1997.

In his first season back with the Lobos, UNM has a pair of Second Team All-Conference picks in defensive linemen Nik D'Avanzo and Garrett Hughes. UNM recorded 27 sacks on the season, with D'Avanzo and Hughes teaming up for 11.5 sacks for 78 yards.

While with the Cyclones, Eggen's defensive line picked up several accolades in 2015, including Demond Tucker, who was the Big XII Defensive Newcomer of the Year. Tucker was

second on the club with 6.0 sacks and with 13.5 TFLs. He also coached Dale Pierson to second team All-Big XII honors (8.5 sacks, 12.5 TFLs) and Demond Tucker to honorable mention honors.

Eggen has coached several players that have gone on to the NFL, most recently Michael Bennett (Seattle), Von Miller (Denver), Red Bryant (Seattle), IK Enemkpali (Buffalo) and Justin Ellis (Oakland). Miller was just named the Most Valuable Player



STAN EGGEN DL
NEW MEXICO LOBOS

STAN EGGEN PROFILE

Born: February 23, 1953

Hometown: Dilworth, Minn.

Alma Mater: Moorhead State, 1977, B.S., Education; North Dakota, 1981, M.S., Education

Playing Experience: Moorhead State, 1972-76

Family: Wife, Tina; daughters, Sloane, Paige and Shelby

Coaching Experience:

2016-present	New Mexico (Defensive Line)
2014-15	Iowa State (Defensive Line)
2009-13	Louisiana Tech (Defensive Line/Recruiting Coordinator)
2008	Louisiana Tech (Defensive Line)
2003-07	Texas A&M (Defensive Line)
2001-02	Alabama (Defensive Line)
1998-00	TCU (Defensive Line)
1997	New Mexico (Defensive Line)
1994-96	UNLV (Defensive Coordinator/Inside Linebackers)
1993	Nevada (Inside Linebackers)
1991-92	UNLV (Defensive Ends/Linebackers)
1986-90	Utah State (Recruiting Coordinator/Inside Linebackers)
1984-85	Drake (Outside Linebackers)
1982-83	Memphis (Inside Linebackers)
1981	Southeast Missouri State (Linebackers)
1979-80	North Dakota (Defensive Backs Coach)

Postseason Coached (corresponding to the season, not the actual year of the bowl game):

2016	Gildan New Mexico Bowl
2011	Poinsettia Bowl
2008	Independence Bowl
2007	Alamo Bowl
2006	Holiday Bowl
2005	Cotton Bowl
2001	Independence Bowl
2000	Mobile Bowl
1999	Mobile Bowl
1998	Sun Bowl
1997	Insight.com Bowl
1994	Las Vegas Bowl

of Super Bowl 50.

Eggen developed a reputation as one of the top recruiters in the country, earning the title of recruiting coordinator title at Louisiana Tech for his final four seasons. He's been named as one of the top 20 recruiters in the country multiple times by Rivals.com and was named as one of the top 10 recruiters in the country by Scout.com.

Eggen has had a 32-year career in coaching at the collegiate level, including a previous stop at The University of New Mexico. Eggen coached the defensive line for the Lobos in the 1997 season under Dennis Franchione. That season ended with UNM's first Bowl appearance in 36 years as UNM faced off with Arizona in the Insight.com Bowl. Eggen was a mainstay of Franchione's staffs from New Mexico through TCU, Alabama and Texas A&M, an association that lasted 11 seasons.

Eggen and the Lobos participated in the 1997 Insight.com Bowl. His

postseason resume speaks for itself. He has been a part of 12 bowl games. Two of his defensive linemen from the 2007 A&M squad - Red Bryant and Chris Harrington - were selected in the 2008 NFL Draft.

Over his last three coaching stops, Eggen has coached more than a dozen defensive linemen who were selected in the NFL Draft and a total of 20 who signed NFL contracts. He has mentored the likes of the Tennessee Titans' Antwan Odom, Green Bay Packers' Johnny Jolly and Buffalo Bills' Aaron Schobel.

Eggen began his coaching career at the University of North Dakota in 1979-80 after playing free safety at Moorhead State in Minnesota, where he was a three-year starter for the Dragons. He graduated from Moorhead State in 1977 with a bachelor's in education, and he graduated with his master's in education from North Dakota in 1981.



AL SIMMONS
CORNERBACKS
3RD YEAR AT NEW MEXICO
Cal State Hayward, 1987
Oakland, Calif.

Al Simmons begins his third season with the University of New Mexico, serving as a cornerbacks coach. A veteran in his 32nd year in college coaching, he previously served as the co-defensive coordinator and secondary coach at rival Colorado State.

Last season the Lobo corners the secondary shave over 20 yards off their average from a year ago, allowing 222.3 yards per game, despite most teams having the throw against the Lobos because they were trailing. In addition, the corner Jadon Boatright scored the opening touchdown in a 59-17 win over ULM in a 30-yard interception return. Additionally corner Nias Martin recorded 11

pass break-ups, tying for the 10th-most in a single season at UNM.

In 2015 Simmons helped UNM's cornerbacks and secondary to 14 interceptions on the season, including a team leading four by cornerback Cranston Jones. Jones had an interception and a 43-yard return in the Gildan New Mexico Bowl, tying the bowl games' record. UNM's other cornerback Nias Martin led the team in passes broken up, and he also scored on a 77-yard fumble return.

Simmons came to UNM from Colorado State, where he served as the co-defensive coordinator with Marty English, while coaching the secondary. In 2014, Simmons' charges were fourth in the Mountain West in passing defense, including allowing the second-lowest completion percentage in the league. CSU was also fourth in passing efficiency defense and third in fewest touchdowns allowed.

The pair led a defense that in 2013 ranked fourth in the Mountain West in scoring defense (29.8). Simmons' defensive secondary has been a young, developing unit in his two seasons with the Rams, as just 14 of the 112 player starts have been made by seniors. The Rams will have their most experienced secondary of the McElwain era in 2014, coupled with an infusion of young talent as well.

Overall the Simmons-English defense ranked third in the MW and 30th in D1 FBS in rushing defense in 2013 (140.6) and No. 4 (No. 46 FBS) in sacks (2.3 per game). Three CSU defenders earned All-MW recognition, including MW Defensive Player of the Year and first-teamer Shaquil Barrett. Cornerback Shaq Bell was named to the second team while linebacker Max Morgan earned honorable mention.

In his first season at Colorado State the Rams ranked fourth in the Mountain West in passing yards allowed (203.2). The Rams' defense produced three players who earned All-Mountain West honors, including second-team defensive end selection Lanston Tanyi. Barrett and Bell received honorable mention, while LB Cory James was named to Phil Steele's national All-Freshman second team. James set a Colorado State freshman record with 7.5 sacks in 2012.

Simmons came to Fort Collins from UTEP, where he'd served under Mike Price for one season (2011) as safeties coach. While still in the Mountain Time Zone, El Paso represented the Eastern-most stop in his impressive college coaching career.

For all or parts of six seasons, Simmons has coached at the NFL level, including two years (2003-04) as a full-time assistant coach with the San Francisco 49ers. Simmons also has assisted NFL staffs during training camp on four occasions, with the Los Angeles Raiders (1993), Arizona Cardinals (1996), San Diego Chargers (1999) and Dallas Cowboys (2000).

Prior to his year in Conference USA, Simmons spent three seasons (2008-



AL SIMMONS **CB**
NEW MEXICO LOBOS

10) on Jeff Tedford's staff at Cal, coaching the Golden Bears' defensive backs. During that period, his second stint at Cal, Simmons helped Syd'Quan Thompson, Denver's seventh-round selection in the 2010 NFL Draft, to All-America recognition in both 2008 and '09. The Bears, who picked off just 10 passes the year before Simmons' arrival, improved their interception total to 24, which led the Pac-10 and ranked third in the nation. Cal in the season after adding Simmons also improved its total defense from 378.8 yards/game in 2007 to 315.2, and its pass defense from 214.4 in 2007 to 193.0 in 2008. In his last season on staff, 2010, Simmons helped Cal lead the conference in total defense, thanks in large part to the play of Chris Conte, the Chicago Bears' third-round selection in the 2011 NFL Draft.

In two seasons at Arizona State (2006-07), Simmons worked under two head coaches, Dirk Koetter and Dennis Erickson. His Sun Devil pupils included Justin Tryon, a first-team all-Pac-10 selection and fourth-round draft selection who played for the Super Bowl-champion New York Giants in 2011, and Freshman All-American Omar Bolden, a 2012 fourth-round draft choice of the Denver Broncos. As co-special teams coordinator, Simmons developed 2007 Lou Groza Award winner Thomas Weber, who was in training camp with the Cincinnati Bengals in 2011 and '12.

Simmons spent one season (2005) as Dick Tomey's cornerbacks coach at San Jose State, after two years on Erickson's 49ers staff in San Francisco, where Simmons coached the cornerbacks in 2003 and the overall secondary in 2004.

He got back into the NFL after two years (2001-02) as Oregon State's defensive backs coach, where he coached All-American Dennis Weathersby, the victim of a random act of violence days before the 2003 NFL Draft, who was still selected by Cincinnati in the fourth round. Weathersby left the Beavers as the program's all-time leader in passes defended.

Simmons' first term with Cal, and first experience in the Pac-10, was 1998-2000, when he served as the Golden Bears' cornerbacks coach. His top protégé at Cal was Deltha O'Neal, the No. 1 cornerback selected in the 2000 NFL Draft, 15th overall in 2000, by the Denver Broncos. He also tutored All-American punter Nick Harris, Denver's fourth-round choice in the 2001 draft, and a longtime NFL veteran.

He earned the jump to Cal after serving as defensive coordinator and defensive backs coach at Idaho State in 1997.

Before that, Simmons coached for two years (1995-96) under Cliff Hysell at Montana State, as defensive backs coach. With the Bobcats, he first coached with McElwain, who at the time the offensive coordinator, and coached a pair of all-conference players, Omar Turner and Jared Lucero.

Overall Simmons has coached several NFL players, including Deltha O'Neal, Chidi Iwouma, Syd Quan Thompson, Brett Johnson, D.J. Campbell and Steve Williams from Cal, Dennis Weathersby and Terrell Roberts from Oregon State, and Justin Tryon and Omar Bolden from Arizona State.

Including one campaign (1994) as the defensive coordinator and defensive backs coach at San Francisco State, Simmons launched his coaching career where he grew up, in the Bay Area. Tim Tierney gave Simmons his first job, at Cal State Hayward as the defensive backs coach, a role he held for two seasons (1986-87). He earned additional duties as Hayward's defensive coordinator and held the reins of the defense from 1988-93.

An all-conference linebacker at Laney College (1981-82) and an all-league safety at Cal State Hayward (1983-84), Simmons grew up just two and a half miles from the Oakland Coliseum, and graduated from Oakland High School.

Simmons owns two degrees, a bachelor's in business ('87) and a master's in athletic administration and sensory motor skills ('91), both from Cal State Hayward. He is single.

AL SIMMONS PROFILE

Hometown: Oakland, Calif.

Playing Experience: Laney College, 1981-82; Cal State Hayward 1983-85

Alma Mater: Cal State Hayward, 1987, B.A., Business; Cal State Hayward, 1991, Master's, Athletic Administration/Sensory Motor Skills

Family: Single

Coaching Experience:

2015-present	New Mexico (Cornerbacks)
2012-14	Colorado State (Co-Defensive Coordinator/Secondary)
2011	UTEP (Safeties)
2008-10	California (Defensive Backs)
2007	Arizona State (Co-Special Teams Coordinator/Cornerbacks)
2006	Arizona State (Cornerbacks)
2005	San Jose State (Cornerbacks)
2004	San Francisco 49ers (Defensive Backs)
2003	San Francisco 49ers (Cornerbacks)
2001-02	Oregon State (Defensive Backs)
2000	Dallas Cowboys (Secondary Asst.-Summer)
1999	San Diego Chargers (Linebackers Asst.-Summer)
1998-00	California (Cornerbacks)
1997	Idaho State (Defensive Coordinator/Defensive Backs)
1996	Arizona Cardinals (Secondary Asst.- Summer)
1995-96	Montana State (Defensive Backs)
1994	San Francisco State (Defensive Coordinator/Defensive Backs)
1993	Los Angeles Raiders (Secondary Asst.-Summer)
1988-93	Cal State Hayward (Defensive Coordinator/Defensive Backs)
1986-87	Cal State Hayward (Defensive Backs)

Postseason Coached (corresponding to the season, not the actual year of the bowl game):

2016	Gildan New Mexico Bowl
2015	Gildan New Mexico Bowl
2014	Las Vegas Bowl
2013	New Mexico Bowl
2009	Pointsettia Bowl
2008	Emerald Bowl
2007	Holiday Bowl
2006	Hawai'i Bowl
2002	Insight.com Bowl

AL SIMMONS NOTES

*Entering his 32nd season in coaching, with all 32 years of his career tutoring defensive backs in some capacity.

*Owns 10 years of experience coaching in the former Pac-10. Also has 10 overall years as a defensive coordinator during his career.

*Coached three future Denver Broncos draft selections at Cal (Deltha O'Neal, Nick Harris and Syd'Quan Thompson) and one at Arizona State (Omar Bolden).

*Served on the ASU staff Clay Davie was a player with the Sun Devils.



SAGA TUITELE

RUN GAME COORDINATOR/OL

2ND YEAR AT NEW MEXICO

Portland State, 2002
San Bernardino, Calif.



Saga Tuitele enters his second season as the run game coordinator/offensive line coach at The University of New Mexico. Previously, he served as the offensive coordinator and offensive line coach at Cal Poly in San Luis Obispo where he has led the Mustang offense to the top of the NCAA FCS charts in terms of points and yards.

In Tuitele's first season, the Lobo rushing attack set records and was the tops in the nation. The Lobos led the nation in rushing yards, rushing yards per game and rushing yards per carry, as well as rushes of 10, 20, 30, 40, 50, 60 and 70 yards. The Lobos also had two 1,000-yard rushers for the first time in school history.

Teriyon Gipson led the nation in rushing yards per carry as well. UNM did all of that with an offensive line that saw three new starters, including center Blaise Fountain. That offensive line allowed just 12 sacks on the season.

Tuitele is a veteran of option offenses, having spent time at both Cal Poly and at Army coaching the offensive line. For the past seven seasons, Tuitele has served as the offensive line coach. He was the co-offensive coordinator from 2009-2012, and the co- was removed from his title for the 2013 through 2015 seasons.

Under Tuitele, the Cal Poly Mustangs led the FCS in rushing yards per game from 2013-15, including averaging 387.3 yards per game in 2015. The Mustangs finished fourth in rushing in 2010, sixth in 2011 and third in 2012.

Last season Cal Poly also finished in the top 10 in fourth down conversions (5th), first downs (6th) and total offense (8th).

Prior to Cal Poly, he served as the offensive line coach at Army under Tim Walsh, whom he also coached with and played under at Portland State. Tuitele coached the defensive line at Portland State, helping the Vikings lead the Big Sky in total defense, rushing defense and scoring defense in 2004.

Tuitele was a two-time All-Big Sky performer at Portland State, earning honorable mention All-America honors as a senior offensive guard after starting his career as a defen-



SAGA TUITELE **OL**
NEW MEXICO LOBOS

SAGA TUITELE NOTES

*Has now seen his offensive lines lead the nation in rushing four straight seasons, with New Mexico leading the FBS in 2016 and Cal Poly leading the FCS in 2013, 2014 and 2015.

*His offensive lines have finished in the top six in rushing in each of the last seven seasons.

*Spent time as well at Army under Tim Walsh.

*Has experience as a coach and player on both sides of the line.

SAGA TUITELE PROFILE

Birthdate: Sept. 15, 1979

Hometown: San Bernardino, Calif.

Playing Experience: Portland State 1997-2000

Alma Mater: B.S., Social Science - Portland State, 2002

Family: wife Rachel; children To'omalatai, Tifaimoana, Saga III and Teuila

Coaching Experience:

2016-present	New Mexico (Offensive Line)
2013-15	Cal Poly (Offensive Coordinator/Offensive Line)
2009-12	Cal Poly (Co-Offensive Coordinator/Offensive Line)
2007-08	Army (Offensive Line)
2003-06	Portland State (Defensive Line)

Postseason Coached (corresponding to the season, not the actual year of the bowl game):

2016	Gildan New Mexico Bowl
2012	FCS Playoffs

sive tackle, where he played for two seasons.

Tuitele, 35, earned a bachelor's degree in social science from Portland State in 2002. An All-CIF Southern Section and All-State defensive lineman at Pacific High School in San Bernardino in the mid-1990s.

Tuitele and his wife, Rachel, have four children, To'omalatai, Tifaimoana, Saga III and Teuila.



AURMON SATCHELL

DIR. OF ATHLETIC PERFORMANCE

2ND YEAR AT NEW MEXICO

Texas, 2007
Denver, Colo.

as UNM's Head Athletic Performance Coach, working specifically with UNM's football team.

With New Mexico, Satchell's experience and enthusiasm helped the Lobos to a 9-4 record and a trip to the Gildan New Mexico Bowl.

Satchell comes to UNM most recently from South Carolina, where he served as an assistant strength and conditioning coach for four seasons. He also spent from the 2009 and 2010 seasons with South Carolina as an assistant. In between those two stints he spent one year at Indiana University.

While with South Carolina he coordinated the athletic performance program for the Gamecocks, who went to bowls in three of his four seasons, winning the Outback Bowl, the Capital One Bowl, and Duck Commander Independence Bowl. South Carolina went 11-2 in back-to-back seasons in 2012 and 2013.

Overall in his time with South Carolina he worked with 26 NFL Draft choic-

es including 2014 number one pick Jadeveon Clowney, Alshon Jeffrey, Marcus Lattimore and D.J. Swearingin.

He also spent the 2011 season with Indiana after two years as a volunteer strength and conditioning coach with Minnesota, where he got his first bowl experience as a coach in the Insight Bowl.

Satchell, who will oversee all aspects of athletic performance for the Lobo football program, is a graduate of the University of Texas, where he lettered for three seasons with the Longhorns, including helping

Texas picked up a win in the 2005 Rose Bowl Game 38-37 over Michigan. At Texas he played linebacker and defensive end and was a part of four Bowl teams.

Aurmon and his wife, Veronica, have one daughter, Jaylin, and two sons, Sean and Joni. He has a bachelor's from Texas in education (2007).



BRIAN DeSPAIN

ASST. A.D. FOR FOOTBALL

6TH YEAR AT NEW MEXICO

Texas A&M, 2007
College Station, Texas

his second as Assistant Athletic Director for Football after the previous four as Director of Operations.

With New Mexico, DeSpain handles all of the behind the scenes duties that allow the Lobo football operation to run smoothly. DeSpain serves as a liaison between the program and many campus constituents, and he works closely with UNM's Athletic Academic Advisors on team academics.

DeSpain also aids in practice planning and managing the office personnel. He works closely with the athletic communications office on publicity and he handles all manners of budgeting, fundraising, facilities, game scheduling and compliance.

He serves as the NFL Liaison for the program, and handles all matters of student-athlete welfare. He also coordinate all team travel and handles all Bowl logistics for the program. DeSpain has served on the Mountain West Football Championship Game Committee since 2013.

DeSpain was a football operations and recruiting assistant at Texas A&M from 2008-11. He initially worked in the Texas A&M sports information depart-

ment after graduating from the university in 2007 with a major in kinesiology. He received his master's degree in education administration from A&M in 2010.

In three years with the Texas A&M football program, DeSpain helped the Aggies sign three consecutive national top 25 recruiting classes as well as coordinated the team's trips to the Independence Bowl, Cotton Bowl and Texas Bowl.

Brian and his wife Audra live in Albuquerque, have a son, Beau, born in June of 2016.





BOB WALLER
HEAD ATHLETIC TRAINER
11TH YEAR AT NEW MEXICO
Chico State, 1995
Los Angeles, Calif.

Bob Waller enters his fifth season with the University of New Mexico as the Head Athletic Trainer overseeing the entire athletic training department at UNM. He is the lead athletic trainer for the football program.

He knows UNM well, as this is his second tour of duty with the program, having served as the associate athletic trainer from 2003-09 under former boss Dave Binder, whom he replaced in 2013.

Waller came to UNM from fellow Mountain West rival Wyoming, where he was the athletic trainer for the Cowboy Football team, and also oversaw the athletic training unit. Waller served in that capacity from 2009-13.

In addition to serving as the associate athletic trainer at New Mexico from 2003 to 2009, Waller spent four summers, from 2002-2005, working in NFL Europe. He was an assistant athletic trainer for the Rhein Fire of NFL Europe in 2002. During the summer of 2003, he was hired as the head trainer for the Barcelona Dragons. In the summer 2004, Waller was head athletic trainer for the Scottish Claymores, and his final year in NFL Europe he was the head trainer for the Hamburg Sea Devils.

He has served internships with ESPN's X-Games and with the Arizona Cardinals of the NFL. Waller also has worked with the Justin Sports Medicine Team at rodeo events since 1999.

Waller holds a certification from the National Academy of Sports Medicine as a corrective exercise specialist. He has been certified by the National Athletic Trainers Board of Certification, and has completed his American Heart Association Basic Life Support Certification.

Waller was an accredited clinical instructor at the University of New Mexico, teaching among other things therapeutic modality, therapeutic rehabilitation exercises and athletic training mock/muscle testing.

A former college baseball player at California State University Chico, Waller earned his bachelor's degree in exercise physiology from Chico State in 1995. He then completed a second bachelor's degree in athletic training from New Mexico in 2001, and received his master's degree in sports administration from UNM in 2004.

After graduating from Chico State in 1995 and prior to pursuing his studies at New Mexico, Waller worked at the Kerlan-Jobe Orthopaedic clinic in Los Angeles as a research assistant from 1995-98.

Waller and his wife Addie have three children -- daughter Harlee was born March 26, 2009, and twins Ashtyn, a girl, and Trace, a boy, were born Dec. 6, 2010.



BOB WALLER **ATC**
NEW MEXICO LOBOS



CHRIS SCHIEDER **EQUIP**
NEW MEXICO LOBOS

Chris Schieder is in his sixth year with the University of New Mexico as the Equipment Manager for the football team, handling all the needs for UNM's 100+ football players and UNM's staff.

Schieder began his professional career as the equipment manager at Wofford College in 1997, before moving on to East Carolina for six years (1998-03).

He graduated from Cincinnati in 1995 with a bachelor's degree in criminal justice. Following the completion of his undergraduate degree, he went to Johnson City, Tenn., for two seasons as a graduate assistant at East Tennessee State.



VINCE NATALI
DIR. OF RECRUITING
2ND YEAR AT NEW MEXICO
New Mexico, 2006
Park Ridge, Ill.

Vince Natali, a former UNM offensive lineman and Academic All-American, begins his second season as director of football recruiting. Natali directs all aspects of New Mexico's recruiting program and also works in conjunction with the Assistant Athletic Director for Football on New Player Orientation, housing and football camps.

As the director of recruiting, his responsibilities include the organization of all recruiting efforts. Natali also will work with compliance regarding initial eligibility and admissions with incoming recruits.

Natali had spent three seasons as the offensive line coach for the Indiana State Sycamores, including

spending the 2015 season as the run-game coordinator. In his one year as the run-game coordinator, the Sycamores showed tremendous improvement in rushing offense by going from 115th nationally in 2014 to 45th nationally in 2015. Natali was a part of the 2014 staff at Indiana State that saw the Sycamores reach the NCAA FCS playoffs for the first time since 1984, and picked up their first playoff win since 1983.

Natali had also spent the 2012 season with Utah State as an offensive graduate assistant. That year, the Aggies won the WAC Championship and defeated Toledo in the Famous Idaho Potato Bowl.

Prior to entering the coaching profession, Natali worked for two of the world's largest accounting and advising firms at KPMG in Albuquerque, NM, and PricewaterhouseCoopers in Chicago, IL.

Natali played for the Lobos from 2004-07, defeating Nevada in the 2007 New Mexico Bowl. Natali earned First Team All-Mountain West honors and Second Team ESPN The Magazine/CoSIDA Academic All-American as a senior. Overall, Natali was a three-time Academic All-MWC honoree and graduated in 2006 from UNM with a degree in Finance. He then earned his MBA from New Mexico in 2008.

Natali was born Feb. 10, 1985, in Park Ridge, IL and is married to Katie.



VINCE NATALI **RECRUITING**
NEW MEXICO LOBOS



CHRIS SCHIEDER
EQUIPMENT MANAGER
6TH YEAR AT NEW MEXICO
Cincinnati, 1995
Ft. Lauderdale, Fla.



JOHN MCWILLIAMS
ATHLETIC PERFORMANCE C.A.
2ND YEAR AT NEW MEXICO
Valdosta State, 2015
Norcross, Ga.

John McWilliams enters his first season with the New Mexico Lobos as the Graduate Assistant Athletic Performance Coach.

Working alongside Coach Aurmon Satchell, John will help in all facets of the strength and conditioning program. He will be directly responsible for implementing a strength program for the injured athletes on the Lobo football team. His other responsibilities include directing and facilitating strength training sessions, teaching safe and proper technique, and assisting in the nutrition program.

John comes to New Mexico from The University of Alabama, where he was an intern and a graduate student. As an intern, John directed the strength and conditioning program for men's cheerleading. He also facilitated training sessions for all of Alabama's track and field teams, women's rowing and softball. A great deal of his experience came from working directly with the Alabama running backs as football spotter.

John brings a great deal of athletic experience to New Mexico. In 2015, he qualified for the American Open for Olympic weightlifting. Prior to competing as a weightlifter, John played football and rugby for his alma mater, Valdosta State University.

During his time at The University of Alabama, under Coach Scott Cochran, Coach Michelle Diltz, and Coach Terry Jones, John was nominated and received the CSCCa Lance Vermeil Award. He is certified through the NSCA, CSCCa, and USAW.

John lives in Albuquerque, New Mexico with his wife, the former Deshia King. He received his master's in Human Performance



JOHN MCWILLIAMS AP/SC
NEW MEXICO LOBOS



CHRIS CROOKS
VIDEO COORDINATOR
7TH YEAR AT NEW MEXICO
SACRAMENTO STATE, 2006
CYPRESS, CALIF.

Chris Crooks is entering his seventh year with The University of New Mexico as the team's Video Coordinator. Crooks handles a staff that is vital for the UNM Coaching staff.

Crooks' main visibility is shooting game and practice footage but his job duties go well beyond that. Crooks and his staff cut game and practice film and code everything into a complex computer system that is sortable by team, down, distance, type of play, types of offense or defense, and player number. His staff also breaks down opposing game film the same way, and then uploads all to tablets for the coaching staff to have immediate film access for study and breakdown.

For his efforts, the Collegiate Sports Video Association named Crooks the 2014-2015 Mountain West Conference Video Coordinator of the Year.

A veteran of the industry, Crooks came to UNM from the University of Southern Mississippi. He has also served as an intern with the Arizona Cardinals and as Assistant Director of Video Services at UConn.

Crooks graduated from Sacramento State in 2006 with a degree in video production. He and his wife Amy have two young children, Caleb and Sadie.



JACOB BRONOWSKI
OFF. & SPECIAL TEAMS C.A.
2ND YEAR AT NEW MEXICO
New Mexico, 2016
College Station, Texas

Jacob Bronowski enters his second season as a offensive graduate assistant with the Lobos. This is his first coaching stop.

Bronowski will be heavily involved in all facets of special teams.

With the offense, Bronowski will handle on-the-field coaching, game preparation, film work, and statistical analysis.

A native of College Station, Texas, Bronowski graduated from The University of New Mexico in May of 2016.



JACOB BRONOWSKI GA
NEW MEXICO LOBOS



ANDY GRUBB
ASST. DIR. OF ATH. PERFORMANCE
2ND YEAR AT NEW MEXICO
Bowling Green, 2004
Leipsic, Ohio



MICHAEL SMITH
DEFENSIVE G.A.
1ST YEAR AT NEW MEXICO
Rice, 2012
Bay City, Texas



ANDY GRUBB **AP/SC**
NEW MEXICO LOBOS

Andy Grubb is in his second season with The University of New Mexico, working with the football program as the Assistant Director of Athletic Performance.

Grubb assists Director Aurmon Satchell in all facets of UNM's Athletic Performance initiatives both on practice days and in the weight room. Grubb will help with nutrition and injury rehabilitation.

Grubb came to UNM from the University of Illinois, where he was an assistant strength and conditioning coach with the Fighting Illini football team in 2014 and 2015. Before Illinois, Grubb worked with the football strength staff at Ohio State University. Prior to being a strength coach, his career was in education, where he taught at both the secondary and post-secondary levels.

Grubb is certified by the National Strength and Conditioning Association (NSCA). He holds a Master's in theology from Duke University, as well as a Master's from Winebrenner Theological Seminary (Church History). In 2004, he earned a Bachelor of Science from Bowling Green State University. Grubb played football while studying kinesiology at BGSU.



GREG SVARZKOPF
DEFENSIVE G.A.
1ST YEAR AT NEW MEXICO
Indiana, 2012
Ft. Wayne, Ind.

Greg Svarczkopf enters his first season as a defensive graduate assistant with the Lobos. With the defense, Svarczkopf will handle on-the-field coaching, game preparation, film work, and statistical analysis.

He comes to UNM after a season as a defensive graduate assistant with Kent State. Originally from Fort Wayne, Indiana, Svarczkopf graduated from Indiana University.

Svarczkopf joined the staff after serving one season as a quality control coach at Indiana, where he assisted with cornerbacks and safeties.

Prior to Indiana, Svarczkopf coached outside linebackers and defensive backs at Trine University in 2014 and defensive tackles in 2013.

Svarczkopf began coaching at the University of St. Francis where he worked with defensive ends and was part of a Co-MidStates Football Association Championship.

Greg played linebacker at Indiana from 2008-2011, earning a varsity letter in 2011. Immediately following his senior season, he worked with the linebackers as a student coach at Indiana in the spring of 2012.



BEN SHERMAN
OFFENSIVE G.A.
1ST YEAR AT NEW MEXICO
Endicott, 2016
College Station, Texas

Ben Sherman enters his first season as an offensive graduate assistant with the Lobos.

With the offense, Sherman will handle on-the-field coaching, game preparation, film work, and statistical analysis. Sherman comes to UNM after a stint as a high school coach with Brenham High School in the Brenham Independent School District. He also has spent time as a defensive intern at Endicott College in 2015. He also spent time in 2012 as a football operations intern with the Miami Dolphins where he aided in rookie camp and minicamp activities and assisted offensive line coach Jim Turner.

Sherman, the son of former Texas A&M and Green Bay Packers head coach Mike Sherman, played collegiately at St. Norbert College, where he lettered for three years as a center, guard and tight end.

2017 UNIVERSITY OF NEW MEXICO FOOTBALL ROSTER

No.	Name	Pos.	Ht.	Wt.	Cl-Exp.	Hometown (Last School)	Pronunciation
2	Delane Hart-Johnson	WR	6-4	213	Jr-1L-RS	Philadelphia, Pa. (L.A. Valley College/Martin Luther King HS)	
2	Kimmie Carson	LB	6-1	221	Sr-3L-RS	Tulsa, Okla. (East Central HS)	
3	Richard McQuarley	RB	5-11	221	Sr-2L	Meridian, Miss. (Itawamba CC/Meridian HS)	
3	D'Angelo Ross	CB	5-8	175	Jr-JC	La Puente, Calif. (Fullerton JC/South Hills HS)	
4	Romell Jordan	RB	5-9	173	Sr-2L-RS	Rio Rancho, N.M. (Cleveland HS)	rah MEL
4	Bijon Parker	S	6-0	195	Jr-2L-RS	Los Angeles, Calif. (Fairfax HS)	bee ZHAHN
5	Patrick Reed	WR	6-2	188	Jr-2L-RS	Silsbee, Texas (Silsbee HS)	
5	Michael Sewell, Jr.	S	6-1	193	Jr-JC	Palmdale, Calif. (L.A. Valley College/Highland HS)	
6	DiQuon Woodhouse	RB	5-9	190	Jr-2L-RS	Altus, Okla. (Altus HS)	DYE kwan
7	Anselem Umeh	WR	5-11	181	Fr-RS	Bellflower, Calif. (St. John Bosco HS)	
7	Blair Manly	CB	6-1	196	So-1L-RS	Albuquerque, N.M. (Cibola HS)	
8	Q' Drennan	WR	6-1	199	So-1L-RS	El Paso, Texas (Americas HS)	QUE
8	Willie Hobdy	DB	6-2	182	So-JC	Garland, Texas (Coffeyville CC/North Garland HS)	
9	Bryson Carroll	QB	5-6	183	Fr-HS	San Antonio, Texas (Roosevelt HS)	
9	Stanley Barnwell, Jr.	S	6-2	198	Jr-1L	Opa-Locka, Fla. Coffeyville CC/Monsignor Pace)	
10	Zahneer Shuler	RB	6-1	235	Jr-JC	Woodbridge, N.J. (Lackawanna College/Woodbridge HS)	
10	Kameron Miller	S	6-2	197	Fr-RS	Las Cruces, N.M. (Las Cruces HS)	
11	Coltin Gerhart	QB	6-0	205	Jr-TR	Murrieta, Calif. (Arizona State/Vista HS)	
11	Jadon Boatright	CB/S	5-11	181	Sr-3L-RS	Liberty Hill, Texas (Liberty Hill HS)	JAY din
12	Derek Martinez	QB	6-0	172	Jr-1SQ-RS	Albuquerque, N.M. (Cibola HS)	
12	Steven Steele	S	5-11	194	Jr-1L-RS	Rio Rancho, N.M. (Eastern New Mexico/Cleveland HS)	
13	Lamar Jordan	QB	6-0	192	Sr-3L-RS	Frisco, Texas (Centennial HS)	
13	Jalin Burrell	DB	6-0	195	Jr-JC	Riverside, Calif. (Moorpark JC/Patriot HS)	
14	Rafael Hidalgo	WR	5-10	170	Jr-TR-RS	Brooklyn, N.Y. (Hudson Valley JC/Lane HS)	
14	Gabe Ortega	S	6-1	195	Fr-RS	Rio Rancho, N.M. (Cleveland HS)	
15	Emmanuel Harris	WR	5-9	197	Sr-1L	Dallas, Texas (Trinity Valley JC/Skyline HS)	
16	Tevaka Tuioti	QB	6-0	190	Fr-RS	La Mirada, Calif. (La Mirada HS)	teh VAH KAH TOO ee OH tea
16	Jacob Girdle	S	5-11	187	Sr-1L-RS	Rancho Cucamonga, Calif. (Santa Barbara CC/Los Osos HS)	GRR gill
17	Nico Bolden	DB	6-3	199	Fr-HS	Woodbury, Minn. (Woodbury HS)	
18	Chris Davis, Jr.	WR	5-7	175	Sr-3L	Westlake Village, Calif. (Oaks Christian HS)	
19	Bobby Cole	RB	5-9	193	Fr-HS	Chatsworth, Calif. (Sierra Canyon HS)	
19	Elijah Lilly	CB	5-10	152	So-1L	San Bernardino, Calif. (Cajon HS)	
20	Daryl Chestnut	RB	5-8	192	Sr-2L	Coconut Grove, Fla. (Coffeyville JC/Christopher Columbus HS)	
21	Daevon Vigilant	RB	5-7	182	Fr-RS	Downey, Calif. (Downey HS)	DAY von
21	Corey Hightower	CB	5-11	175	Fr-RS	Huntsville, Texas (Huntsville HS)	
23	Jay Griffin IV	WR	5-10	162	Fr-RS	Huntsville, Texas (Huntsville HS)	
23	Marcus Hayes	DB	6-0	192	Fr-HS	Rockford, Ill. (Rockford East HS)	
24	Kentrail Moran	RB	5-9	196	Fr-RS	O'Fallon, Ill. (O'Fallon HS)	ken TRAIL
25	Tyrone Owens	RB	5-9	187	Jr-2L-RS	Manor, Texas (Manor HS)	
26	Jacob Smith	RB	5-11	188	Fr-RS	Albuquerque, N.M. (Cibola HS)	
26	Sitiveni Tamaivena	LB	6-1	230	Jr-JC	Renton, Wash. (Mt. San Antonio College/Palo Alto HS)	
27	Cade Hackey	WR	6-3	195	Fr-HS	Hatch, N.M. (Hatch Valley HS)	
28	Cameron Thomas	WR	6-1	199	Fr-RS	Katy, Texas (Seven Lakes HS)	
28	Jake Rothschilder	S	5-8	181	Sr-2L-RS	Westlake Village, Calif. (Moorpark College/Westlake HS)	ROTH shill er
29	Joshua Woisin	RB	5-10	205	Fr-HS	Albuquerque, N.M. (La Cueva HS)	
29	Jordan Flack	LB	6-3	220	Jr-JC	Newbury Park, Calif. (Moorpark JC/Newbury Park HS)	
30	Corey Bojorquez	P	6-0	200	Sr-1L	Bellflower, Calif. (Cerritos College/Mayfair HS)	bo HOR kez
31	Thomas Vieira	WR	5-11	181	So-1SQ-RS	Albuquerque, N.M. (La Cueva HS)	
32	Micah Gray	RB	5-11	185	Fr-HS	Clovis, N.M. (Clovis HS)	
32	Kyle Rothschilder	S	5-8	183	Sr-1L	Westlake Village, Calif. (Moorpark College/Nevada/Westlake HS)	ROTH shill er
33	Javohn Jones	RB	5-10	191	So-1L-RS	Albuquerque, N.M. (La Cueva HS)	jah VON
33	Alex Hart	LB	6-3	230	Jr-2L	Prior Lake, Minn. (Prior Lake HS)	
34	Jared EnRico	LS	6-1	199	Fr-RS	La Mirada, Calif. (La Mirada HS)	on REE coh
35	Kenneth Maxwell	S	6-0	193	Sr-2L-RS	Center Hill, Fla. (Prairie View A&M/South Sumpter HS)	
36	Dorsett Valdez	CB	5-10	175	Sr-1SQ-RS	Albuquerque, N.M. (Central New Mexico/Volcano Vista HS)	
37	DaQuan Baker	LB	6-2	225	Jr-RS-TR	Compton, Calif. (University of North Dakota/Centennial HS)	dah KWAN
38	Matt French	LB	6-0	223	Fr-RS	Crestview, Fla. (Crestview HS)	
41	James Portilla	LB	6-1	215	Jr-1SQ-RS	El Dorado Hills, Calif. (Oak Ridge HS)	
45	Evahelotu Tohi	LB	6-2	236	Jr-RS	Phoenix, Ariz. (Glendale CC/North Canyon HS)	EH vah TOE ee
46	Brandon Shook	LB	6-2	230	So-JC	Simi Valley, Calif. (Westlake HS/College of the Canyons)	
47	Austin Ocasio	LB	6-1	228	Sr-1L	Babylon, N.Y. (College of the Siskiyous/Saint Cloud HS)	oh cah SEE yo
50	Teton Saltes	OL	6-5	270	Fr-RS	Albuquerque, N.M. (Valley HS)	TEE tahn
51	Jacob Barnhill	OL	6-3	267	Fr-HS	Albuquerque, N.M. (Sandia HS)	
52	Aaron Blackwell	DL	6-3	298	So-JC	Peoria, Ariz. (Mesa CC/Liberty HS)	
53	Cody Baker	DL	6-3	274	Jr-2L	Issaquah, Wash. (Eastside Catholic HS)	

No.	Name	Pos.	Ht.	Wt.	Cl-Exp.	Hometown (Last School)	Pronunciation
54	Radson Jang	OL	6-2	265	Fr-HS	Honolulu, Hi. (Army Prep/Kamehameha HS)	
54	Langston Murray	DL	6-2	335	Fr-HS	Logansport, La. (Logansport HS)	
55	Aaron Jenkins	OL	6-2	307	Jr-2L-RS	Dallas, Texas (Lincoln HS)	
55	Emmanuel Joseph	DL	6-4	260	Fr-RS	Los Angeles, Calif. (Alexander Hamilton HS)	
56	Taylor Lindsey	OL	6-3	283	So-RS	Corona, Calif. (Santa Ana JC/Corona HS)	
57	Everett Powell	DL	6-4	238	Jr-1L-RS	Livermore, Calif. (Laney College/Livermore HS)	
59	Blaise Fountain	OL	6-1	280	Sr-1L	Wichita, Kan. (Butler CC/Maize HS)	
62	Chris Estrella	OL	6-5	288	So-JC	San Jacinto, Calif. (Mt. San Jacinto JC/San Jacinto HS)	
66	Dylan Weaver	OL	6-6	300	Fr-HS	Farmington, N.M. (Piedra Vista HS)	
68	Nick Iacovangelo	OL	6-7	342	So-RS	Rochester, N.Y. (ASA College-Brooklyn/McQuaid Jesuit HS)	YOCK oh van JEL oh
69	Beau Hott	OL	6-3	275	So-1L-RS	Plano, Texas (Plano HS)	
70	Jonathan Brys	OL	6-6	261	Fr-RS	Jackson, Mich. (Lumen Christi Catholic HS)	rhymes with FRIES
71	Kameron Smith	OL	6-7	320	Fr-RS	Tacoma, Wash (Lincoln HS)	
72	Avery Jordan	OL	6-5	265	Sr-1L	Houston, Texas (Blinn CC/Pearland HS)	
73	Hayden Wilson	OL	6-5	271	Fr-HS	Rio Rancho, N.M. (Cleveland HS)	
74	Ray Baylor III	OL	6-3	293	Sr-1SQ	Houston, Texas (ASA College-Brooklyn/Hightower HS)	
77	Charlie Grammel	OL	6-3	310	So-1L-RS	Frisco, Texas (Lone Star HS)	
78	Izrael Castellanos	OL	6-4	266	So-1SQ-RS	Mission Viejo, Calif. (Mission Viejo HS)	cast EYE YAH nos
81	Aaron Molina	WR	6-2	191	Jr-JC	Albuquerque, N.M. (College of the Canyons/Valley HS)	
82	James McNeeley	WR	6-0	191	Jr-2SQ-RS	Albuquerque, N.M. (Valley HS)	
84	Erik Beilman	TE	6-4	240	So-1L-RS	San Antonio, Texas (Brandeis HS)	BEEL man
85	Aaron Overacker	TE	6-3	232	So-1SQ-RS	Albuquerque, N.M. (La Cueva HS)	
86	Daniel Peabody	TE	6-2	213	Fr-HS	Tucson, Ariz. (Ironwood Ridge HS)	
87	Anu Somoye	WR	6-2	196	So-1L-RS	Houston, Texas (Alief Taylor HS)	ah NEW sa MOY yea
88	Marcus Williams	TE	6-3	207	Fr-HS	Rio Rancho, N.M. (Cleveland HS)	
89	Dyson Chmura	TE	6-3	223	So-1SQ-RS	Waukesha, Wisc. (Waukesha West HS)	
90	Ewing Simmons	DL	6-3	272	Sr-1L-RS	Stockton, Calif. (American River College/St. Mary's College)	
92	Jermane Conyers	DL	6-2	326	Jr-JC	Rossville, Ga. (Dodge City CC/Ridgeland HS)	
93	Nahje Flowers	DL	6-3	263	Fr-RS	Los Angeles, California (Dorsey HS)	NAH zhay
94	David Brown	LB	6-1	217	Fr-RS	Albuquerque, N.M. (Eldorado HS)	
95	Jason Sanders	K	5-11	190	Sr-3L	Orange, Calif. (Villa Park HS)	
95	Garrett Hughes	DL	6-2	264	Sr-3L	Corona, Calif. (Centennial HS)	
96	Johnny Williams	DL	6-2	303	Sr-1L-RS	Hemet, Calif. (Mt. San Jacinto JC/West Valley HS)	
97	Lon Hampton	LS	6-1	231	Jr-RS	Zena, Okla. (Northeast Okla. A&M College/Grove HS)	
98	Kene Okonkwo	DL	6-3	272	Sr-3L	Mesquite, Texas (Horn HS)	Kenny oh CONK whoa
99	Rhashaun Epting	LB	6-3	219	Fr-RS	Chicago, Ill. (Proviso West HS)	ra SHAWN
91	John Mitchell	P	6-0	180	Fr-HS	Great Falls, Va. (Our Lady of Good Counsel HS)	

Coaching Staff:

Head Coach: Bob Davie (Youngstown State, 1976)

Offensive Coordinator/WRs: Bob DeBesse (Southwest Texas State, 1982)

Defensive Coordinator/LBs: Kevin Cosgrove (Wisconsin-Oshkosh, 1980)

Offensive Run Game Coordinator/OL: Saga Tuitele (Portland State, 2002)

Special Teams Coordinator/QBs: Apollo Wright (Cheyney [PA], 1998)

Running Backs: Scott Baumgartner (Pacific, 1989)

Tight Ends: Clay Davie (Arizona State, 2007)

Cornerbacks: Al Simmons (Cal State Hayward, 1987)

Defensive Line: Stan Eggen (Moorhead State, 1977)

Safeties: Jordan Peterson (Texas A&M, 2009)

Offensive Graduate Assistants: Jacob Bronowski, Ben Sherman

Defensive Graduate Assistants: Michael Smith, Greg Svarczkopf

Assistant Athletics Director for Football: Brian DeSpain

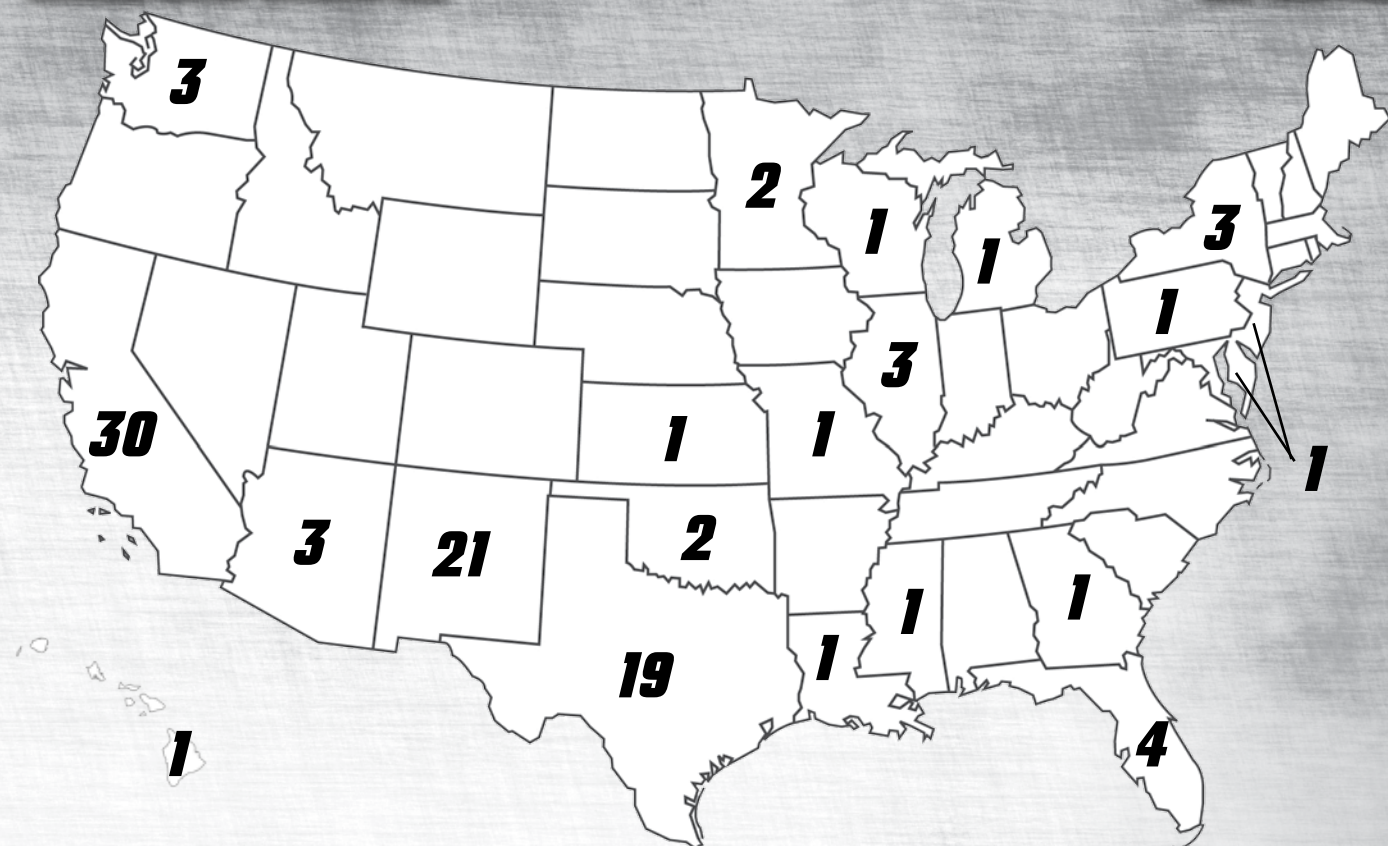
Director of Player Personnel: Mitchell Kleinschrodt

Director of Athletic Performance: Aurmon Satchell

Athletic Performance Graduate Assistant: John McWilliams

Director of Recruiting: Vince Natali

Assistant Athletic Director for Communications (Football Contact): Frank Mercogliano

**Arizona (3)**

Aaron Blackwell Peoria
 Evahelotu Tohi Phoenix
 Daniel Peabody Tucson

California (30)

Corey Bojorquez Bellflower
 Anselem Umeh Bellflower
 Bobby Cole Chatsworth
 DaQuan Baker Compton
 Rayshawn Boyce Compton
 Garrett Hughes Corona
 Taylor Lindsey Corona
 Daevon Vigilant Downey
 James Portilla El Dorado
 Johnny Williams Hemet
 Jared EnRico La Mirada
 Tevaka Tuioti La Mirada
 D'Angelo Ross La Puente
 Everett Powell Livermore
 Nahje Flowers Los Angeles
 Emmanuel Joseph Los Angeles
 Bijon Parker Los Angeles
 Izrael Castellanos Mission Viejo
 Coltin Gerhart Murrieta
 Jordan Flack Newbury Park
 Jason Sanders Orange
 Michael Sewell, Jr. Palmdale
 Jacob Girdle Rancho Cucamonga
 Jalin Burrell Riverside
 Elijah Lilly San Bernardino
 Chris Estrella San Jacinto
 Brandon Shook Simi Valley
 Ewing Simmons Stockton
 Chris Davis, Jr. Westlake Village
 Jake Rothschilder Westlake Village
 Kyle Rothschilder Westlake Village

Florida (4)

Kenneth Maxwell Center Hill
 Daryl Chestnut Coconut Grove
 Matthew French Crestview
 Stanley Barnwell, Jr. Opa-Locka

Georgia (1)

Jermame Conyers Rossville

Hawaii (1)

Radson Jang Honolulu

Illinois (3)

Rhashaun Epting Chicago
 Kentrail Moran O'Fallon
 Marcus Hayes Rockford

Kansas (1)

Blaise Fountain Wichita

Louisiana (1)

Langston Murray Logansport

Michigan (1)

Jonathan Brys Jackson

Minnesota (2)

Alex Hart Prior Lake
 Nico Bolden Woodbury

Mississippi (1)

Richard McQuarley Meridian

New Jersey (1)

Zahneer Shuler Woodbridge

New Mexico (21)

Jacob Barnhill Albuquerque
 David Brown Albuquerque
 Jahvon Jones Albuquerque
 Blair Manly Albuquerque
 Derek Martinez Albuquerque
 Aaron Molina Albuquerque
 Aaron Overacker Albuquerque
 Teton Saltes Albuquerque
 Jacob Smith Albuquerque
 Dorsett Valdez Albuquerque
 Thomas Vieira Albuquerque
 Josh Woisin Albuquerque
 Micah Gray Clovis
 Dylan Weaver Farmington
 Cade Hackey Hatch
 Kameron Miller Las Cruces
 Romell Jordan Rio Rancho
 Gabe Ortega Rio Rancho
 Steven Steele Rio Rancho
 Marcus Williams Rio Rancho
 Hayden Wilson Rio Rancho

New York (3)

Rafael Hidalgo Brooklyn
 Austin Ocasio Babylon
 Nick Iacovangelo Rochester

Oklahoma (2)

Kimmie Carson Tulsa
 Lon Hampton Zena

Pennsylvania (1)

Delane Hart-Johnson Philadelphia

Texas (19)

Emmanuel Harris Dallas
 Aaron Jenkins Dallas
 Q' Drennan El Paso
 William Hobdy Garland
 Charlie Grammel Frisco
 Lamar Jordan Frisco
 Ray Baylor III Houston
 Anu Somoye Houston
 Jay Griffin IV Huntsville
 Corey Hightower Huntsville
 Cameron Thomas Katy
 Jadon Boatright Liberty Hill
 Tyrone Owens Manor
 Kene Okonkwo Mesquite
 Avery Jordan Pearland
 Beau Hott Plano
 Erik Beilman San Antonio
 Bryson Carroll San Antonio
 Patrick Reed Silsbee

Virginia (1)

John Mitchell Olney

Washington (3)

Cody Baker Issaquah
 Sitiveni Tamaivena Renton
 Kameron Smith Tacoma

Wisconsin (1)

Dyson Chmura Waukesha



53 CODY BAKER
DEFENSIVE LINE
6-3 * 274 * JR * 2VL
Issaquah, Wash.
Eastside Catholic HS

New Mexico: Only true freshman to start a game in 2015 ... good defensive lineman who had a terrific career in the Northwest ... came from one of the top high school programs in Washington.

2016 (Sophomore Season): Played in all 12 games, starting one game, the regular season finale against Wyoming ... recorded 14 tackles, 0.5 tackles for loss and a pass breakup ... had a season-high of three tackles in the regular season finales against Wyoming ... had a pair of tackles against South Dakota ... registered a half-tackle for loss against Nevada and had a pass break-up against Hawai'i.

2015 (Freshman Season): Played in all 13 games, starting the last five games ... recorded 31 tackles, 30 tackles in the last seven games ... also has 1.0 sacks for eight yards and 1.5 tackles for loss ... came in for an injured Garrett Hughes against Hawai'i and recorded six tackles ... came off the bench against San Jose State and racked up a career-high seven tackles with four solos ... started his first career game against Utah State, recording a pair of tackles ... had six tackles and a sack against Boise State ... added five tackles in the regular season finale against Air Force ... had three tackles, one for loss in the Gildan New

Mexico Bowl against Arizona.

High School:

Lettered in football for four seasons at Eastside Catholic High School for head coach Jeremy Theilbahr ... played in 43 varsity games in his career with 133 total tackles ... recorded 7.5 sacks during his senior season and 5.0 in his sophomore season ... also forced three fumbles and broke up three passes as a senior ... helped Issaquah to a 13-2 record ... Issaquah won the 3A championship,



CODY BAKER DL
NEW MEXICO LOBOS

CODY BAKER CAREER STATISTICS

Year	GP	UA	Asst	Tcks	TFLs-Yds	Sks-Yds	PBU	INT-Yds	FF	FR-Yds
2015	13	14	17	31	2.5-13	1.0-8	0	0-0	0	0-0
2016	12	2	12	14	0.5-1	0.0-0	1	0-0	0	0-0
Totals	25	16	29	45	3.0-14	1.0-8	1	0-0	0	0-0

Career Highs: Tackles - 7 at San Jose State 10/24/15; TFLs - 1.0 at Boise State 11/14/15 & 1.0 vs. Arizona 12/19/15; Sacks - 1.0 at Boise State 11/14/15; Passes Broken Up - 1 at Hawai'i 10/29/16

defeating perennial power Bellvue High School ... also lettered in baseball as a first baseman, a designated hitter, and as a pitcher.

Personal: His parents are Ben and Pansy Baker ... birthday is June 20, 1997 ... majoring in biology.



37 DaQUAN BAKER
LINEBACKER
6-2 * 225 * JR * TR-RS
Compton, Calif.
Centennial HS

New Mexico: Sat out the 2016 season after transferring from the University of North Dakota ... was considered one of the top scout team players on the 2014 Lobo team ... a punishing tackler.

2016 (Redshirt Sophomore): Was on the squad as a practice player after transferring back to UNM from North Dakota

2015 (Redshirt Freshman): Transferred to North Dakota ... appeared in three games after switching to defensive end midway through the season ... had three assisted tackles in collegiate debut at No. 19 Montana ... registered two solo tackles in home finale vs. Northern Colorado.

2014 (Freshman): Redshirted.

High School: Lettered at Centennial High School in Compton, California.

Personal: Full name is DaQuan Amire Baker ... born August 18, 1996 ... his parents are Tamika Mitchell and Antwan Baker ... majoring in political science ... his cousin Denzel Fisher plays at UCLA.



DaQUAN BAKER LB
NEW MEXICO LOBOS



9 STANLEY BARNWELL, JR.
SAFETY
6-2 * 198 * JR * 1VL
Opa-Locka, Fla.
Coffeyville CC
Monsignor Pace



STANLEY BARNWELL, JR. DB
NEW MEXICO LOBOS

New Mexico: Rangy safety who saw his playing time increase as the season went on in 2016.

2016 (Sophomore Season): Played in all 12 games, mostly special teams, although he got into the safety rotation in the back half of the season ... registered eight tackles with one for a loss ... had his best game against ULM, registering a career-best six tackles, all solo ... also had tackles against South Dakota and Utah State.

Junior College: Lettered for one season

at Coffeyville Community College, where he played for coach Aaron Flores ... as a freshman, he recorded 55 tackles, 2.5 for loss, with four passes broken up and two fumble recoveries ... had two pass break ups in a 49-48 win over Ellsworth Community College ... had seven tackles, including a 26-yard touchdown on a fumble recovery in a 79-21 win over Independence Community College ... recovered a fumble against Butler Community College ... had a career-high 11 tackles in a 41-34 loss to Highland Community College.

High School: Lettered in football at Monsignor Pace for coach Mario Smith ... played both receiver and cornerback ... sure tackler who had a pick six on defense as a senior with a pair of receiving touchdowns as well.

Personal: His parents are Stanley and Bobbie Barnwell ... has two sisters, Angelica and Annika and four brothers, Leondre, Dion, Alberts and Henderson ... birthday is April 25, 1996 ... plans on majoring in liberal arts.

STANLEY BARNWELL, JR. CAREER STATISTICS

Year	GP	UA	Asst	Tcks	TFLs-Yds	Sks-Yds	PBU	INT-Yds	FF	FR-Yds
2016	12	7	1	8	1.0-1	0.0-0	0	0-0	0	0-0
Totals	12	7	1	8	1.0-1	0.0-0	0	0-0	0	0-0

Career Highs: Tackles - 6 vs. ULM 10/22/16; TFLs - 1.0 vs. ULM 10/22/16.



74 RAY BAYLOR III
OFFENSIVE LINE
6-3 * 293 * SR * 150
Houston, Texas
ASA College-Brooklyn
Hightower HS

New Mexico: Early signee in December of 2015.

2016 (Junior Season): Played in one game for UNM, against ULM.

Junior College:

Lettered for two seasons at ASA College-Brooklyn, where he played for coach Chris Boden ... rated the No. 2 center in the country by 24/7 Sports ... Started for an Avengers team that averaged nearly 400 yards of offense per game.

High School: Lettered in football for three years at Hightower High School for coach Padriac McGinnis ... a two-time First Team All-District selection at offensive line.

Personal: His parents are Raymond II and Ebony ... has a sister Corayia ... birthday is March 15, 1995 ... majoring in liberal arts.



RAY BAYLOR III OL
NEW MEXICO LOBOS



84 ERIK BEILMAN
TIGHT END
6-4 * 240 * FR * RS
San Antonio, Texas
Brandeis HS

New Mexico: Terrific blocking tight end with pass-catching ability that also excelled in basketball ... can and has contributed to UNM's offense and special teams in a variety of ways ... a Lobo Scholar-Athlete in 2015-16 and 2016-17 ... Mountain West All-Academic in 2016.

2016 (Redshirt Freshman Season):

Has played in 11 games ... saw most of his action on special teams, but worked his way into the tight end rotation by mid-season.

2015 (Freshman Season): Redshirted.

High School: Lettered in football for three seasons at Brandeis High School



ERIC BEILMAN TE
NEW MEXICO LOBOS

for the Broncos and head coach John Campbell ... helped his team to the semi-finals in 2012, 2013 and 2014 ... Brandeis won the 2012 and 2013 district titles ... was named both first team all-district and first team all-region ... was a 2014 All-Academic selection and was also academic all-district ... is also an accomplished basketball player, earning top rebounding honors for his AAU squad the San Antonio Hustlers.

Personal: Full name is Erik Michael Beilman ... his parents are Michael Beilman, Christine Cimino and Jennifer Steele ... is related to Matt Cimino, who plays basketball at George Washington, and Ashley Cimino, who played basketball at Stanford ... birthday is February 10, 1997 ... majoring in liberal arts.

ERIK BEILMAN CAREER STATISTICS

Year	GP	Rec	Yards	TD	Long	Att	Yards	TD	Long
2016	10	0	0	0	0	0	0	0	0
Totals	10	0	0	0	0	0	0	0	0



11 JADON BOATRIGHT
CORNERBACK
5-11 * 181 * SR * 3UL-RS
Issaquah, Wash.
Eastside Catholic HS

New Mexico: Great instincts ... returns after a redshirt season as one of UNM's best coverage players.

2016 (Redshirt Junior Season): Saw action in eight games with five starts ... registered 25 tackles with 0.5 tackles for loss ... two passes broken up and an interception ... that interception came on the third play of the game against ULM, and he returned it 40 yards for his first career touchdown ... had a season-best five tackles in that game as well ... had a solid game against Nevada with two passes broken up and two tackles ... registered a season-high-tying five tackles against Wyoming ... had four tackles against both Air Force and Hawai'i ... that Air Force game was his first game back after missing four with a turf toe injury.

2015 (Junior Season): Redshirted.

2014 (Sophomore Season): Played in all 12 games, starting six of the first seven ... recorded 34 tackles, and 25 of those were solo ... also record 2.5 TFLs (6 yards) with two passes broken up ... twice set career-highs with six tackles, first in the opener against UTEP and then again against Colorado State ... had five tackles, one for a loss, in a win over New Mexico State ... broke up passes against UTSA and Air



JADON BOATRIGHT DB
NEW MEXICO LOBOS

Force ... only tackle against San Diego State was for a five-yard loss.

2013 (Freshman Season): Played in all 12 games on special teams and became a bigger part of the defensive rotation as the year went on ... finished with eight tackles on the season ... career high three solo tackles against New Mexico State ... had highs of three total tackles vs. the Aggies and vs. Fresno State (one solo, two assists).

High School: A three-year starter, 2012 honorable mention All-State and first-team All-Central Texas honoree for the Panthers and coach Jerry Vance ... recorded 31 tackles (25 solos), two tackles for loss, five interceptions (two returned for touchdowns) and four pass breakups as a senior ... also had 23 carries for 331 yards and four TDs on offense, 17 kick returns for 673 yards (an average of 39.6 yards per return and four TDs), 12 punt returns for 151 yards (12.6 yards per return) and one TD ... played kicker with 17 extra points and one field goal ... earned first-team All-District 8-3A honors as a defensive back and as a special teams performer... also earned first-team All-District honors on defense and special teams as a junior in 2011 ... finished with 32 tackles (22 solos), two tackles for loss, two interceptions and six pass breakups ... kicked 32 PATs and three field goals, had seven kickoff returns for 248 yards (a 35.4-yard average) and two TDs and two punt returns for 43 yards (a 21.5-yard average) on special teams ... earned second-team All-District defensive honors as a sophomore in 2010 ... collected 29 tackles (23 solos) with three interceptions, one forced fumble, one fumble recovery and six pass breakups ... also competed in track and field for Liberty Hill ... finished third in the Texas State 3A championship meet in the triple jump as a junior with a 47-1 mark ... finished second in regionals in the triple jump and was district champion and regional qualifier in both the long jump and triple jump as a junior ... qualified for regionals in the triple jump as a sophomore ... holds the record at Liberty Hill in the long jump with a mark of 22.2 feet ... also holds the school record in the 100 meters with a time of 10.52 seconds ... a first-team All-District 8-3A center fielder in baseball in 2011 ... currently a starter for the No. 13-ranked boys basketball team, averaging five steals per game.

Personal: Full name is Jadon Wade Durity Boatright ... born April 21, 1995.

JADON BOATRIGHT CAREER STATISTICS

Year	GP	UA	Asst	Tcks	TFLs-Yds	Sks-Yds	PBU	INT-Yds	FF	FR-Yds
2013	12	5	3	8	0.0-0	0.0-0	1	0-0	0	0-0
2014	12	25	9	34	2.5-6	0.0-0	2	0-0	0	0-0
2016	8	20	5	25	0.5-1	0.0-0	2	1-40	0	0-0
Totals	24	30	12	42	2.5-6	0.0-0	3	0-0	0	0-0

Career Highs: Tackles - 6 at Colorado State 11/22/14, 6 vs. Fresno State 9/26/14 & 6 vs. UTEP 8/30/15; TFLs - 1.0 vs. San Diego State 10/10/14 & 1.0 at New Mexico State 9/20/14; Interceptions - 1 vs. ULM 10/22/16; Passes Broken Up - 2 vs. Nevada 11/5/16.



30 COREY BOJORQUEZ
PUNTER
6-0 * 200 * SR * IL
Bellflower, Calif.
Cerritos College
Mayfair HS

New Mexico: Junior college punter who won the job over returning back-up punter Sam Gentry ... is a left-footed punter (but is right-handed) ... an ordained minister ... Mountain West All-Academic in 2016.

2016 (Junior Season): Punted in all 12 games, averaging 42.4 yards per punt with just three touchbacks and 13 inside the 20 ... forced 12 fair catches and



COREY BOJORQUEZ P
NEW MEXICO LOBOS

has 12 punts of 50 or more yards ... has been on fire the last half of the season, averaging 48.6 yards per punt on 19 punts after opening the season averaging 38.0 on 27 punts ... unleashed the second-longest punt in UNM history, uncorking an 80-yard punt that was downed at the 2-yard line against Colorado State ... averaged 52.8 yards per punt on four kicks against Nevada with a long of 66, earning Mountain West Special Teams Player of the Week honors ... UNM recovered three

muffed punts from the foot of Bojorquez ... averaged at least 43.5 yards per kick in seven games, including each of the last six regular season contests.

Junior College: Averaged 43.8 yards per punt (national leader) as a sophomore on 44 punts, with a long of 61 yards at Cerritos College ... forced eight fair catches and had 14 punts pinned inside the 20 with just two touchbacks ... named First Team All-America, First Team All-State and First Team All-Conference ... averaged 37.6 yards per punt as a freshman, with nine fair catches, eight pins and just one touchback on 37 punts.

High School: Lettered at Mayfair High School where he played football for coach Mike Fitch as well as soccer ... averaged 46.5 yards per punt as a senior with a long of 80 yards ... put nine of his 31 punts inside the 20-yard line ... averaged 48.2 yards per punt on 18 boots as a junior, with a long of 67 ... named Second Team All-Suburban League as a senior ... also named Second Team All-State *Also named to the All-League academic team.

Personal: His parents are Ivan and Brandy Bojorquez ... has three siblings: Levi, Moz and Bela ... birthday is September 13, 1996 ... majoring in liberal arts

COREY BOJORQUEZ CAREER STATISTICS

Year	GP	Punts	Yards	Avg.	Long	TB	FC	50+	I20
2016	12	46	1950	42.4	80	3	12	12	13
Totals	12	46	1950	42.4	80	3	12	12	13

Career Highs: Punts - 8 at Rutgers 9/17/16; Average - 52.8 vs. Nevada 11/5/16; Long - 80 at Colorado State 11/19/16; 50+ - 3 vs. Air Force 10/15/16; I20 - 2 at Rutgers 9/17/16, vs. Air Force 10/15/16, Nevada 11/5/16 & Wyoming 11/26/16.



94 DAVID BROWN
LINEBACKER
6-1 *217 *FR *RS
Albuquerque, N.M.
Eldorado HS



DAVID BROWN LB
NEW MEXICO LOBOS

New Mexico: Strong, smart linebacker who provided a great look on the scout team in 2016.

2016 (Freshman Season): Red-shirted.

High School: Lettered in football, track and field and wrestling at Eldorado High School ... named First Team All-Metro and First Team All-State 6A on defense as a senior ... played in the New Mexico 6A All-Star Game.

Personal: Full name is David Wilkens-Brown ... his mother is Marissa Brown ... Birthday is May 17, 1998 ... majoring in pre-mechanical engineering.



70 JONATHAN BRYS
OFFENSIVE LINE
6-6 *261 *FR *RS
Jackson, Mich.
Lumen Christi Catholic HS

New Mexico: A strong converted tight end that garnered plenty of accolades in the Detroit area ... a Lobo Scholar-Athlete in 2016-17.

2016 (Freshman Season): Redshirted.

High School: Lettered at Jackson Lumen Christi Catholic High School under coach Herb Brogan ... also lettered in basketball ... earned all-conference, all-area Dream Team honors ... was named Detroit Free Press All-State ... was named a Max-Preps All-American ... named one of the top five most disruptive linemen in Jackson County.



JONATHAN BRYS OL
NEW MEXICO LOBOS

Personal: Full name is Jonathan Paul Brys ... his parents are Kevin Brys and Erin Bohlen ... has two brothers, Kyle and Tyler, and a sister Caitlin ... birthday is February 14, 1998 ... is undecided on a major.



2 KIMMIE CARSON
LINEBACKER
6-1 * 221 * SR * 3L-RS
Tulsa, Okla.
East Central HS

New Mexico: Veteran presence in the linebacking corps that has started for all three of his playing seasons ... a punishing tackler.

2016 (Redshirt Junior Season): Started and played in 12 games, registering 58 tackles, 7.5 tackles for loss, 1.0 sacks and two pass break ups ... recorded at least one tackle for loss in eight of his 12 games ... had a superb game with a season-high 10 tackles against New Mexico State, including a half-tackle for a loss ... had eight tackles in the regular season finale against Wyoming ... had seven with a quarterback hurry and a tackle for loss at Rutgers ... equaled that at Air Force with a season-high six solos ... only tackle vs. ULM was his only sack of the season ... had five tackles against both Nevada and Colorado State.

2015 (Redshirt Sophomore Season): Started 11 games and played all 13 in his sophomore year ... third on the team in tackles with 66, including a team leading 53 solos ... registered career-highs with 8.0 tackles for loss and 3.5 sacks ... registered a season-high 12 tackles, including 11 solos, against Tulsa ... came back with six tackles and a quarterback hurry against Arizona State ... had his

best overall game of the season in a 38-28 win over Wyoming, with 10 tackles, 2.5 tackles for loss and a half-sack ... followed that up with seven tackles, including six solos, against New Mexico State ... had six tackles, two for loss and a sack against San Jose State ... had four tackles and a sack against Colorado State ... added three tackles against Arizona in the Gildan New Mexico Bowl.

2014 (Redshirt Freshman Season): Started eight games and played all 12 as a freshman ... started



KIMMIE CARSON LB
NEW MEXICO LOBOS

the opening three games of the season, the middle two and the final three ... became UNM's starting middle backer after an injury to Dakota Cox, prior to that he was starting outside ... finished tied for fourth on the team in tackles with 62 ... had 5.0 TFLs (for 17 yards), 1.0 sacks (for 1 yard), three passes broken up, a hurry, a forced fumble and a fumble recovery ... was named the Mountain West Player of the Week after UNM's 36-30 win over Wyoming in which he had a career-high 16 tackles, 2.0 TFLs, 1.0 sacks and a pass break-up that was eventually picked off and returned for a touchdown ... his final tackle in that game prevented a Wyoming running back from scoring the winning touchdown on a screen pass, making the tackle at the UNM 4-yard line ... the 16 tackles topped his previous high of 10, set the week prior against Colorado State, a game that included 2.5 TFLs ... opened his career with a seven-tackle effort against UTEP

... also recorded five tackles against New Mexico State, Fresno State and Utah State ... was fantastic against nationally-ranked foes, forcing a fumble that UNM recovered against Arizona State and then recovering a fumble against Colorado State.

2013 (Freshman Season): Redshirted.

High School: A Tulsa World All-State first-team selection as a senior playing for the Cardinals and head coach Bobby Klinck ... named the co-Defensive Player of the Year in District 4-5A with 130 tackles, two sacks and two interceptions ... saw action at tight end as well ... East Central finished 2012 with a 9-5 record and advanced to the Class 5A state championship game ... made 108 tackles as a junior with two interceptions, a sack, and a fumble recovery ... the Cardinals went 10-2 in 2011 and advanced to the second round of the 5A state playoffs ... scored a touchdown and recovered two fumbles as a sophomore in 2010 as the Cardinals went 11-2 and advanced to the 5A state championship game ... rated as the No. 17 recruit in Oklahoma by 247sports.com.

Personal: Full name is Kimmie Keith Carson ... born April 25, 1994 ... has a daughter, Ki'leya and a son, Khorven ... parents are Kimmie, Sr. and Karen Fletcher ... two brothers, Keith and Kris, and one sister, Kamal ... majoring in liberal arts.

KIMMIE CARSON CAREER STATISTICS

Year	GP	UA	Asst	Tcks	TFLs-Yds	Sks-Yds	PBU	INT-Yds	FF	FR-Yds
2014	12	27	35	62	5.0-17	1.0-1	3	0-0	1	1-0
2015	13	53	13	66	8.0-35	3.5-26	0	0-0	1	0-0
2016	12	26	32	58	7.5-24	1.0-4	2	0-0	0	0-0
Totals	37	106	80	186	20.5-76	5.5-31	5	0-0	2	1-0

Career Highs: Tackles - 16 vs. Wyoming 11/29/14; TFLs - 2.5 at Wyoming 9/26/15, at Colorado State 11/22/14; Sacks - 1.0 vs. ULM 10/22/16, 1.0 vs. Colorado State 11/21/15, 1.0 at San Jose State 10/24/15, 1.0 vs. Mississippi Valley State 9/5/15, 1.0 vs. Wyoming 11/29/14; Passes Broken Up - 1, 5 times, last vs UTSA 12/17/16; Forced Fumbles - 1 vs. Colorado State 11/21/15, 1 vs. Arizona State 9/6/14; Fumble Recoveries - 1 at Colorado State 11/22/14



78 IZRAEL CASTELLANOS
OFFENSIVE LINE
6-4 * 266 * SO * 1SQ-RS
Mission Viejo, Calif.
Mission Viejo HS

New Mexico: Talented offensive lineman who can play all along the line, although he was primarily a tackle in high school ... a 2015-16 Lobo Scholar-Athlete.

2016 (Redshirt Freshman Season): Missed the season with an injury.

2015 (Freshman Season): Redshirted.

High School: Lettered in football at Mission Viejo High School for head coach Bob Johnson ... helped MVHS go 12-2 during his senior season ... was an all-league and all-city selection ... helped his team to the 2014 CIF



IZRAEL CASTELLANOS OL
NEW MEXICO LOBOS

Southern Championship.

Personal: Full name is Izrael Ameyal Castellanos ... his parents are Alfonso Castellanos and Sandra Groves ... has two brothers Alexis and Alphonzo ... birthday is December 6, 1996 ... majoring in liberal arts.



20 DARYL CHESTNUT
RUNNING BACK
5-8 * 192 * SR * 2VL
Coconut Grove, Fla.
Coffeyville JC
Christopher Columbus HS

New Mexico: Gifted running back that shows power and speed ... showed great hands and great quickness ... originally signed out of high school with Indiana.

2015 (Junior Season): Fifth on the team in rushing with 255 yards on 57 carries ... scored two touchdowns on the season and had a long rush of 23 yards ... also returned eight kickoffs for an average of 19.6 yards per return ... had a season-high 48 yards rushing on a season-high 10 carries against ULM ... scored a touchdown in that game ... had 41 yards and a touchdown at Rutgers along with 114 yards on five kickoff returns ... had a good all-purpose game with 36 yards rushing on five carries and one catch for 14 yards against San Jose State ... ran for 32 with two kickoff returns for 32 yards against Boise State.

2015 (Sophomore Season): Fifth on the team in rushing with 129 yards on 16 carries, averaging 8.1 yards per carry ... scored a pair of touchdowns with a long run of 64 yards ... added two receptions for 32 yards ... had a career-high 108 yards rushing against Mississippi Valley State on just six carries ... scored touchdowns on his first two touches, a 37-yard run and then a 64-yard run ... carried twice against Boise State for 14 yards and then added a 30-yard catch that set up UNM's final score ... also had a pair of carries against Utah State ... added six kickoff returns for 109 yards ... had a career-long 30 yard return against Wyoming.

Junior College: Lettered for Coffeyville Junior College after earning three stars out of high school from ESPN.

High School: Lettered in football at Christopher Columbus High School ... rushed for 1,208 yards and 14 touchdowns during his senior campaign ... averaged 10.9 yards per carry and was named first team All-Dade County ... was rated the No. 8 all-purpose back in the country by rivals.com in 2013 ... as both a junior and a senior he helped Columbus to region championships in 2011 and 2012.



DARYL CHESTNUT, JR. RB
NEW MEXICO LOBOS

Personal: Full name is Daryl Poitier Chestnut, Jr. ... his parents are Daryl Chestnut and Alva Strachan ... has four brothers, Fredrick, Woodley, Elston and Amari, and four sisters, Shavonya, Aniye, Tamara, Aliyah ... birthday is December 3, 1994 ... graduated with a degree in liberal arts and is working on a Master's ... picked his number because of former Detroit Lions running back Barry Sanders.

DARYL CHESTNUT CAREER STATISTICS

Year	GP	Att	Yards	TD	Long	Rec	Yards	TD	Long
2015	13	16	129	2	64	2	32	0	30
2016	12	57	255	2	23	1	14	0	14
Totals	13	16	129	2	64	2	32	0	30

Career Highs: Rushes - 10 vs. ULM 10/22/16; Yards - 108 vs. Mississippi Valley State 9/5/15; TDs - 2 vs. Mississippi Valley State 9/5/15; Long - 64 vs. Mississippi Valley State 9/5/15; Receptions - 1 vs. San Jose State 10/1/16, 1 at Boise State 11/14/15, 1 at Arizona State 9/18/15; Yards - 30 at Boise State 11/14/15; Long - 30 at Boise State 11/14/15.



89 DYSON CHMURA
TIGHT END
6-3 * 223 * SO * 15Q-RS
Waukesha, Wisc
Waukesha East HS

New Mexico: Durable and quick tight end who comes from a proud football family ... wears number 89, the same number his father wore with the Green Bay Packers.

2016 (Redshirt Freshman Season): Missed the season recovering from an injury.

2015 (Freshman Season): Redshirted.

High School: Lettered in football at Waukesha West High School for head coach Steve Rux ... recorded six tackles for loss as a senior linebacker ... also was a tight end, and caught 20 passes during his senior season for 252 yards and a touchdown ... added eight catches as a junior for 194 yards and a touchdown.

Personal: Full name is Dyson James Chmura ... is parents are Mark Chmura and Lynda Stickler ... his brother Dylan is a tight end at Michigan State ... father Mark played tight end for the Green Bay Packers from 1992-99, making the Pro Bowl three times before earning induction into the Packers Hall of Fame in 2000 ... birthday is February 25, 1997 ... is majoring in liberal arts.



DYSON CHMURA TE
NEW MEXICO LOBOS



18 CHRIS DAVIS, JR.
WIDE RECEIVER
5-7 * 175 * SR * 3L
Westlake Village, Calif.
Oaks Christian HS

New Mexico: After playing mostly on special teams in 2014, saw plenty of reps at wideout in 2015 and 2016 ... a very steady and reliable punt returner ... Mountain West All-Academic in 2014, 2015 and 2016 ... a 2014-15 Lobo Scholar-Athlete.

2016 (Junior Season): Played in all 12 games, catching four passes for 53 yards ... has made his biggest contribution as a punt returner, returning 21 punts for 47 yards, a 7.0 average with a long of 34 ... nearly broke one for a touch-down against San Jose State, returning one 34 yards ... had a 31-yard punt return against South Dakota.

2015 (Sophomore Season): Played in nine games with no starts ... caught five passes for 53 yards on the season with a long of 18 ... had an 18-yard catch, one of two grabs, against Hawai'i ... also caught a pair of passes against Mississippi Valley State ... had a catch for 12 yards against both Arizona State and Arizona.

2014 (Freshman Season): Played in 10 games with no starts ... did not have a reception or a carry, mostly seeing time on special teams ... was UNM's primary punt returner, returning seven punts for 35 yards, a 5.0 average ... had a pair of 13-yard returns, one against UNLV and one against New Mexico State.

High School: The Marmonte League Wide Receiver of the Year and a MaxPreps first-team All-State selection in 2013 for Oaks Christian ... a dynamic all-around athlete who had a stellar career for the Lions ... had 199 receptions for 2,796 yards and 29 touchdowns during his three seasons ... also had 494 rushing yards and seven more TDs and finished with 4,264 all-purpose yards, 36 TDs and 222 total points scored ... caught 88 passes for 1,606 yards and 20 touchdowns as a senior for the Lions ... had five catches for 61 yards in the Los Angeles Daily News All-Star Game ... Oaks Christian was ranked No. 13 in California by MaxPreps in 2013, finishing with an 8-3 record and advancing to the California Interscholastic Federation Southern Section playoffs ... had 51 receptions for 592 yards and four TDs as a junior in 2012 ... named second-team All-Marmonte ... Oaks Christian advanced to the CIF Southern Section playoffs with an 8-3 record ... in 2011, recorded 60 catches for 598 yards and five scores for the Lions ... also recruited by UNLV.

Personal: Full name is Christopher Ian Davis, Jr. ... parents are Christopher, Sr. and Lakisha ... has a brother, Donovan and a sister, Ciara ... born on January 17, 1996 ... majoring in liberal arts.



CHRIS DAVIS, JR. WR
NEW MEXICO LOBOS

CHRIS DAVIS, JR. CAREER STATISTICS

Year	GP	Rec	Yards	TD	Long	Att	Yards	TD	Long
2014	10	0	0	0	0	0	0	0	0
2015	9	6	65	0	18	1	-10	0	0
2016	12	4	53	0	26	0	0	0	0
Totals	31	10	118	0	26	1	-10	0	0

Year	PR	Yards	TD	Long	KOR	Yards	TD	Long
2014	7	35	0	13	0	0	0	0
2015	1	0	0	0	0	0	0	0
2016	21	147	0	36	0	0	0	0
Totals	29	182	0	36	0	0	0	0

Career Highs: Receptions - 2 vs. Hawai'i 10/17/15, 2 vs. Mississippi Valley State 9/5/15; Long - 26 vs. ULM 10/22/16; Punt Returns - 4 at Hawai'i 10/29/16 & 4 vs. San Jose State 10/1/16; Yards - 44 vs. San Jose State 10/1/16; Long - 34 vs. San Jose State 10/1/16



8 Q'DRENNAN
WIDE RECEIVER
6-2 * 199 * SO * IL-RS
El Paso, Texas
Americas HS

New Mexico: A two-position player in high school, has was a receiver as a sophomore and junior ... was also a talented high school quarterback and has practiced some there ... a 2014-15 Lobo Scholar-Athlete ... Mountain West All-Academic in 2016.

2016 (Redshirt Freshman Season): Played in all 12 games, and caught 11 passes for a team leading 284 yards ... tied for the team lead with three touchdown receptions ... opened his career with a leaping 26-yard touchdown catch against South Dakota ... had a career-high three catches against Rutgers for 23 yards ... had two catches, including a 45-yard touchdown grab, against Air Force ... caught a pair of long balls against Utah State for 37 and 41 yards ... had a career-long 49-yard touchdown reception against Wyoming.

2015 (Freshman Season); Redshirted.

High School: Lettered in football at Americas High School for head coach Patrick



Q'DRENNAN WR
NEW MEXICO LOBOS

Melton ... caught 50 passes for 888 yards as a junior, his final full-season as a non-quarterback ... averaged 98.7 receiving yards per game, and had seven touchdowns through the air, including a long of 80 ... also rushed the ball 37 times for 292 yards with three more scores ... also managed to go 6-for-10 passing with two touchdowns ... during his senior season he was primarily a quarterback, going 84-for-169 for 1,561 yards and 12 touchdowns with just five interceptions ... rushed for 1,255 yards with 14 more touchdowns ... had seven 100-yard rushing games as a senior ... also caught two touchdowns on four receptions, giving him 28 touchdowns responsible for as a senior ... also served as his team's punter as a senior, averaging 36.3 yards per punt.

Personal: Full name is Q' D'Angelo Drennan ... his parents are Chris and LaDonna Drennan ... has four brothers, Jason, Romeo, Sir'Christopher and Cae'sar, and three sisters, Skyler, Leigha and Alex ... birthday is March 18, 1997 ... majoring in nursing.

Q' DRENNAN CAREER STATISTICS

Year	GP	Rec	Yards	TD	Long	Att	Yards	TD	Long
2016	12	11	284	3	49	1	10	0	10
Totals	12	11	284	3	49	1	10	0	10

Career Highs: Receptions - 3 at Rutgers 9/17/16; Long - 49 vs. Wyoming 11/26/16; Yards - 78 at Utah State 11/12/16; TDs - 1 vs. Wyoming 11/26/16, 1 vs. Air Force 10/15/16, vs. South Dakota vs. 9/1/16



34 JARED EnRICO

LONG SNAPPER

6-1 *199 *FR *RS

La Mirada, Calif.
La Mirada HS

New Mexico: Served as the apprentice to Steven Romero for long snapping duties ... considered one of the top HS long snappers in 2015 ... a 2016-17 Lobo Scholar-Athlete.

2016 (Freshman Season): Redshirted.

High School: Lettered at La Mirada High School for three years under Mike Moschetti ... team won CIFSS, Regional and III-AA State championships ... was an Honor Roll member.

Personal: Full name is Jared Robert Michael EnRico ... his parents are John Mark and Celia EnRico ... has three brothers, Israel, Jourdan and Joshua ... birthday is September 15, 1997 ... majoring in biology



JARED EnRICO LS

NEW MEXICO LOBOS



99 RHASHAUN EPTING

LINEBACKER

6-3 *219 *FR *RS

Chicago, Ill.
Proviso West HS

New Mexico: Talented linebacker with a knack for being around the ball that comes to UNM from the Chicago area that originally committed to Western Michigan.

2016 (Freshman Season): Redshirted.

High School: Lettered at Proviso West High School where he played both football for coach Famous Hulbert, as well as soccer ... named both all-conference and all-state as a senior and also all-area ... recorded 40 tackles his senior year along with an interception and a tackle for loss ... also scored four touchdowns on offense, three rushing and one receiving ... caught 11 passes for 152 yards and rushed for 264 yards and three more scores ... also was a top prep basketball player, breaking the 1,000-point barrier for his career when he was just a junior ...

Personal: His parents are Rico Epting and Lanequa Marshall, and his grandfather is Pedro Epting ... has a brother, Jesse and a sister, Aniyah ... birthday is February 14, 1998 ... is majoring in athletic training and physical education.



RHASHAUN EPTING LB
NEW MEXICO LOBOS



93 NAHJE FLOWERS

DEFENSIVE LINE

6-3 *263 *FR *RS

Los Angeles, Calif.
Dorsey HS

New Mexico: Highly recruited defensive end that provides speed and strength.

2016 (Freshman Season): Red-shirted.

High School: Lettered in football, wrestling and track at Dorsey High School ... named First Team All-Coliseum League and First Team All-City for Los Angeles as a senior and as a junior ... was also an All-City wrestler as a junior ... named First Team All-City in the shot put, finishing third in Los Angeles ... was named all-league in both wrestling and football as a sophomore.



NAHJE FLOWERS DL

NEW MEXICO LOBOS

Personal: His parents are La'Vonte Flowers and Vickie Gilmore ... has a brother Albert and a sister Sah'Quira ... birthday is May 3, 1998 ... majoring in physical education/athletic training.



59 BLAISE FOUNTAIN
OFFENSIVE LINE
6-1 * 280 * SR * IL
Wichita, Kan.
Butler CC
Maize HS

New Mexico: Early signee in December of 2015 ... benefited from spring practice with UNM before the 2016 season ... Named to the Preseason and Fall Rimington Watch Lists for the nation's top center ... Mountain West All-Academic in 2016 ... a 2016-17 Lobo Scholar-Athlete.

2016 (Senior Season): Started and played in all 12 games, despite playing for part of the season with a cast on his snapping hand ... actually taught himself to snap left-handed in the preseason.

Junior College: Lettered for two seasons at Butler Community College, where he played for coach Troy Morrell ... named First Team All-Jayhawk Conference as a center in 2015 ... also named all-region as a center in 2015 ... Honorable Mention All-Jayhawk Conference as a freshman while playing guard.

High School: Lettered at Maize High School for Victor Mercado and J.J. Mila-novich ... named First Team All-Conference as a senior in 2012 ... named honorable mention All-Conference as a junior in 2011.

Personal: Full name is Blaise Taylor Fountain ... his parents are Lance and Stephanie Fountain ... has a brother, Braden ... birthday is December 27, 1994 ... majoring in liberal arts.



BLAISE FOUNTAIN OL
NEW MEXICO LOBOS

New Mexico: Strong physical linebacker who proved to be a valuable member of the scout team in 2016 ... A 2016-17 Lobo-Scholar.

2016 (Freshman Season): Redshirted.

High School: Lettered in football, at Crestview High School.

Personal: Full name is Matthew Dylan French ... parents are Bruce and Ursula French ... has a brother, Austin ... birthday is April 18, 1998 ... is majoring in biology and minoring in chemistry.



MATTHEW FRENCH LB
NEW MEXICO LOBOS



16 JACOB GIRGLE
SAFETY
5-11 * 187 * SR * IL-RS
Rancho Cucamonga, Calif.
Santa Barbara CC
Los Osos HS

New Mexico: Late signee who proved a valuable scout player as a redshirt in 2015 ... was UNM's primary back-up safety in 2016 but saw plenty of action ... Mountain West All-Academic in 2016.

2016 (Redshirted Junior Season): Played in all 12 games, starting one ... registered 16 tackles on the season ... had a career-high five tackles in a win at Hawai'i ... had three tackles against Utah State and two each against Air Force and Colorado State.

2015 (Junior Season): Redshirted.

Junior College: Had a superb sophomore season at Santa Barbara Community College, registering



JACOB GIRGLE DB
NEW MEXICO LOBOS

70 tackles, including 41 solos ... had 2.5 tackles for a loss ... had a forced fumble against San Bernardino ... also picked off three passes, returning them 22 yards

total ... broke up six passes during the season ... had a career-best 17 tackles against Glendale Community College, one of two double-figure tackle games ... Played his freshman season at College of the Desert.

High School: Lettered in football at Los Osos High School ... recorded 37 tackles in his junior and senior seasons ... had an interception as a senior as well as a fumble recovery ... broke up three passes as a senior and one as a junior.

Personal: Full name is Jacob Allen Girgle ... parents are Jeff and Misty Girgle ... has a sister Jessica ... born on February 24, 1995 ... is majoring in liberal arts.

JACOB GIRGLE CAREER STATISTICS

Year	GP	UA	Asst	Tcks	TFLs-Yds	Sks-Yds	PBU	INT-Yds	FF	FR-Yds
2016	12	10	6	16	0.0-0	0.0-0	0	0-0	0	0-0
Totals	12	10	6	16	0.0-0	0.0-0	0	0-0	0	0-0

Career Highs: Tackles - 5 at Hawai'i 10/29/16



77 CHARLIE GRAMMEL
OFFENSIVE LINE
6-3 * 310 * 50 * TL-RS
Frisco, Texas
Lone Star HS

New Mexico: A strong offensive lineman who brings both run-blocking and pass blocking abilities to the line ... comes from a Texas hotbed of football ... a 2016-17 Lobo Scholar-Athlete ... Mountain West All-Academic in 2016.

2016 (Redshirt Freshman Season): Played in all 12 games, starting seven ... started six at left guard, and one at right guard ... also served on all of UNM's field goal and PAT protect teams.

2015 (Freshman Season): Red-shirted.

High School: Lettered in football at Lone Star High School for coach Jeff Rayburn ... helped LSHS to a 7-3 record in 2014 and an 8-5 record in 2013, earning all-conference honors.

Personal: Full name is Charles Osburn Grammel ... is parents are Michael and Mary Grammel ... has a brother, Gary and two sisters, Kate and Emily ... birthday is December 21, 1996 ... majoring in psychology.



CHARLIE GRAMMEL OL
NEW MEXICO LOBOS



23 JAY GRIFFIN IV
WIDE RECEIVER
5-10 * 162 * FR * RS
Huntsville, Texas
Huntsville HS

New Mexico: A high school teammate of fellow 2016 signee Corey Hightower

2016 (Freshman Season): Red-shirted.

High School: Lettered at Huntsville High School for coach Rodney Southern ... also lettered in basketball and track ... was listed at No. 22 on the Houston Chronicle's Area Top 100 ... earned first team all-district honors as a wide receiver in 2015 and 2016, and second team honors as a kick returner in 2016 ... had 37 catches for 409 yards and 3 receiving touchdowns as a senior ... added 482 yards on the ground with 10 touchdowns, and he also had a pair of kickoff return touchdowns ... had 24 catches for 367 yards and five touchdowns as a junior, adding one rushing touchdown as well with 226 yards on the ground ... his one rushing TD as a junior was on a 72-yard run ... was the 200-meter district champion as well as area runner-up with a best time of 21.17

Personal: Full name is Jay Vance Griffin IV ... parents are Jay Vance Griffin III and Kiwynna Thomas ... has a brother Jayavwon, and a sister, Jaida ... birthday is August 1, 1998 ... majoring in criminal justice ... his grandfather Jay Vance Griffin II played football at Southern.



JAY GRIFFIN IV WR
NEW MEXICO LOBOS



15 EMMANUEL HARRIS
WIDE RECEIVER
5-9 * 197 * SR * TL
Dallas, Texas
Trinity Valley CC
Skyline HS

New Mexico: Quick receiver with speed but good size for a slot receiver.

2016 (Junior Season): Played in all 12 games, catching six passes for 82 yards and a touchdown ... also had one rush ... caught a pass in five consecutive games ... had a 44-yard touchdown in the second half against Utah State ... had a 13-yard catch against ULM and a 10-yarder against Hawai'i.

Junior College: Lettered at Trinity Valley Community College as a receiver for head coach Brad Smiley ... caught 32 passes as a sophomore for 509 yards and five TDs ... was third on the team in receiving yards for a team that averaged 57.7 points per game ... had a career-best 10 catches for 127 yards and two touchdowns against Nassau Community College ... was named honorable men-

tion all-conference.

High School: Lettered at Skyline High School for coach Reginald Samples.

Personal: Full name is Emmanuel King Harris ... his mother is Stephanie Harris ... has a brother, Terrence, and two sisters, Shan'Tegra and Shan'Nish ... birthday is August 4, 1995 ... majoring in liberal arts.



EMMANUEL HARRIS WR
NEW MEXICO LOBOS

EMMANUEL HARRIS CAREER STATISTICS

Year	GP	Rec	Yards	TD	Long	Att	Yards	TD	Long
2016	12	6	82	1	44	1	1	0	1
Totals	12	6	82	1	44	1	1	0	1

Career Highs: Receptions - 1, six times, last at Colorado State 11/19/16; Yards - 44 vs. Nevada 11/5/16; TDs - 1 vs. Nevada 11/5/16; Long - 44 vs. Nevada 11/5/16. Rushes - 1 vs. San Jose State 10/1/16; Yards - 1 vs. San Jose State 10/1/16; Long - 1 vs. San Jose State 10/1/16



33 ALEX HART
LINEBACKER
6-3 * 230 * JR * 2L
Prior Lake, Minn.
Prior Lake HS

New Mexico: Physical linebacker who was rated the number one wrestler in Minnesota, and was ranked No. 8 in the nation ... attracted to UNM because of the history of linebackers at New Mexico, including his favorite player Brian Urlacher ... one of two true freshmen to see playing time in 2015 ... a 2015 and 2016 Academic All-Mountain West selection ... a 2015-16 and 2016-17 Lobo Scholar-Athlete ... a 2015-16 Mountain West Scholar-Athlete

2016 (Sophomore Season): Saw action in all 12 games, starting one at middle linebacker ... recorded 26 tackles, 4.0 for loss, with a sack, a forced fumble and a fumble recovery ... had a career-best four tackles in back-to-back games, against New Mexico State and Rutgers ... the Rutgers game was his one start at middle linebacker ... also had three tackles against ULM and Nevada ... forced a fumble against Colorado State ... recovered a fumbled punt against Wyoming that led to a short touchdown drive.

2015 (Freshman Season): Saw action in the final nine games, mostly on special

teams ... recorded two tackles on the season, but was a key blocker on UNM's kickoff return unit ... had special teams tackles against Hawai'i and at Boise State.

High School:

Lettered in football for three seasons at Prior Lake, Minnesota under head coach Matt Gegenheiner ... helped Prior Lake to the 2012 and 2014 section title and the 2012 and 2013 state playoffs ... served as a team captain and was named Associated Press First Team All-State as senior ... also earned

Minnesota Vikings First Team All-State, Kare 11 All-Metro and Star/Tribune All-Metro ... was named all-conference all three seasons (2012, 2013 and 2014) ... was named Offensive Team MVP as a senior after being named the Defensive Team MVP in 2013 ... in wrestling he was the Minnesota state champion at the 220-pound class in 2014 ... he finished third in 2013 at the 195-pound class ... team captain as a junior and a senior and was team MVP as a junior ... a member of the Prior Lake Honor Roll with a 3.7 GPA.

Personal: Full name is Alexander William Hart ... his parents are Pat and Nancy Hart ... has two brothers, Nick and Sam ... birthday is May 23, 1997 ... majoring in liberal arts.



ALEX HART LB
NEW MEXICO LOBOS

ALEX HART CAREER STATISTICS

Year	GP	UA	Asst	Tcks	TFLs-Yds	Sks-Yds	PBU	INT-Yds	FF	FR-Yds
2015	9	1	1	2	0.0-0	0.0-0	0	0-0	0	0-0
2016	12	17	9	26	4.0-8	1.0-1	1	0-0	1	1-0
Totals	21	18	10	28	4.0-8	1.0-1	1	0-0	1	1-0

Career Highs: Tackles - 4 at Rutgers 9/17/16, 4 at New Mexico State 9/10/16; Tackles for Loss - 1.0, 4 times, last at Utah State 11/12/16; Sacks - 1.0 at New Mexico State 9/10/16; Forced Fumbles - 1 at Colorado State 11/19/16; Fumbles Recovered - 1 vs. Wyoming 11/26/16.



2 DELANE HART-JOHNSON
WIDE RECEIVER
6-4 * 213 * JR * IL-RS
Philadelphia, Penn.
L.A. Valley College
Martin Luther King HS

New Mexico: Tall wide receiver with great hands who can immediately become a big target ... became first player in school history with three career catches of 80 yards or more, and he did that in a span of five games ... a 2015 Academic All-Mountain West selection ... will most likely miss the 2016 season after being involved in a car accident in his hometown of Philadelphia.

2015 (Sophomore Season): Played in all 13 games with three starts ... caught 11 passes for 327 yards and two touchdowns ... his 29.7 yards per catch led the team ... also had one kickoff return for 18 yards ... recorded one special teams tackle ... had a pair of catches against Mississippi Valley State and Nevada ... became the first player to not only have three 80-yard catches in a career, but he did it in the span of five games ... raced 86 yards after getting behind the defense for the fifth-longest completion in school history, scoring his first Lobo touchdown in the process ... nearly duplicated the feat the next game against Boise State, catching an 81-yard pass before getting knocked out of bounds at the 1-yard line ... caught a 92-yard touchdown pass against Arizona in the Gildan New Mexico Bowl, the second-longest in school history the fourth-longest in NCAA bowl history ... not only recovered an onside kick from Air Force, but returned it the Falcon 27-yard line, leading to the clinching touchdown in a 47-35 win.

Junior College: Played one season at L.A. Valley College for head coach Juan Navarro ... caught 35 passes for 561 yards and four touchdowns ... averaged 16 yards per catch ... his 35 catches were good for ninth in the Pacific Conference, and his 561 yards were fifth ... had L.A. Valley's opening touchdown of the season on a 4-yard catch against San Diego Mesa ... was superb against L.A. Southwest with a career-best six catches for a career-high 106 yards ... his only catch against Antelope Valley was a big one, a 71-yard touchdown with 4:48 left to give his team a 30-27 win ... finished the season in style with a five-catch, two-touchdown effort against West L.A.

High School: Lettered in football at Martin Luther King High School for head coach Ed Dunn ... MLK was the 3A public school champions ... as a senior he was named first team all-state, first team all-Southeastern Pennsylvania, and first team all-city ... played in three high school all-star games, the Big33, the Chesapeake Bowl and the Pennsylvania East vs. West Game ... set the school record with 1,179 receiving yards as a senior.



DELANE HART-JOHNSON WR
NEW MEXICO LOBOS

Personal: His mother is Tiameca Hart ... has four brothers James Johnson, Will Parks, Antwain Kitt and Nadir McLeod ... birthday is November 17, 1995 ... is majoring in liberal arts.

DELANE HART-JOHNSON CAREER STATISTICS

Year	GP	Rec	Yards	TD	Long	Att	Yards	TD	Long
2015	13	11	327	2	92	0	0	0	0
Totals	13	11	327	2	92	0	0	0	0

Career Highs: Receptions - 2 at Nevada 10/10/15, 2 vs. Mississippi Valley State 9/5/15; Receiving Yards - 92 vs. Arizona 12/19/15; Long - 92 vs. Arizona 12/19/15; TDs - 1 vs. Utah State 11/7/15; 1 vs. Arizona 12/19/15



14 RAFAEL HIDALGO
WIDE RECEIVER
5-10 * 170 * JR * RS
Brooklyn, N.Y.
Hudson Valley JC
Lane HS

New Mexico: Talented wide receiver who joined the team in the Fall ... a 2016-17 Lobo Scholar-Athlete.

2016 (Junior Season): Redshirted.

Junior College: Played two seasons as a quarterback at Hudson Valley Junior College where he led HVJC to a Bowl game ... was a two-year starter.

High School: Lettered in football at Lane High School ... led his team to the 2013 New York state title

Personal: Full name is Rafael Hidalgo Javet ... father is Jonas Rodriguez ... has four brothers, Ronny, Sadiel, Jancel and Wandel, and six sisters, Jossy, Ynesi, Sharon, Amber, Pudi and Maribel ... birthday is January 2, 1996 ... picked his number because his parents' favorite number is seven, so he added two sevens to get 14. ... majoring in liberal arts.



RAFAEL HIDALGO WR
NEW MEXICO LOBOS



21 COREY HIGHTOWER
CORNERBACK
5-11 * 175 * FR * RS
Huntsville, Texas
Huntsville HS

New Mexico: A high school teammate of fellow 2016 signee Jay Griffin.

2016 (Freshman Season): Redshirted.

High School: Lettered at Huntsville High School for coach Rodney Southern ... recorded three interceptions as a senior, and returned those for 99 yards ... also served as his teams' kickoff returner ... three-year starter ... named to the Dave Campbell Super Team Top Defensive Backs (one of four on the squad) ... named First Team All-District at Corner as a senior and a junior

Personal: Full name is Corey Dohn Hightower ... is parents are Corey Freeman and Tinita Hightower ... has two brothers Dohn and Dacoby, and a sister Kiersten ... birthday is September 22, 1997 ... Is undecided on a major.



69 BEAU HOTT
OFFENSIVE LINE
6-3 * 275 * SO * IL-RS
Plano, Texas
Plano HS

New Mexico: Gifted lineman that Lobo coaches have recruited heavily ... talented, strong player with the ability to step in right away if needed.

2016 (Redshirt Freshman Season): Served as a back-up center and protector on field goals and PATs, playing in all 12 games for UNM.

2015 (Freshman Season): Redshirted.

High School: Lettered in football at Plano High School under coach Jaydon McCullough ... as a senior he was named First Team Texas District 6-6A ... rated a three-



BEAU HOTT OL
NEW MEXICO LOBOS

star recruit by ESPN.

Personal: Full name is Beau Charles Hott ... his parents are John and Susie Hott ... has a sister, Casey ... birthday is May 20, 1996 ... majoring in liberal arts.



95 GARRETT HUGHES
DEFENSIVE LINE
6-2 * 264 * SR * 3L
Corona, Calif.
Centennial HS

New Mexico: An early enrollee in January 2014 who had the benefit of spring practice ... turned into an every down player in 2015.

2016 (Junior Season): Had a breakout season, playing all 12 games and starting 11 ... earned Second Team All-Mountain West honors after ranking third in the league, and leading the team with 6.5 sacks ... recorded 25 tackles overall with 7.5 tackles for loss ... had four tackles, including 2.5 sacks for 16 yards at New Mexico State ... had 1.5 sacks each against San Jose State and ULM ... had two tackles for loss and a sack against Colorado State.

2015 (Sophomore Season): Played in 12 games for the Lobos, starting the first seven ... missed the San Jose State game with an injury and has slowly worked himself back into the lineup ... recorded 14 tackles on the season ... 6.5 of those have been for loss ... has two sacks and a pass break up ... had a career-high four tackles with two for loss and a sack against Tulsa ... recorded three solo tackles, all for loss in a great effort against Boise State ... had a pair of tackles against Arizona State and Mississippi Valley State ... broke up a pass against Wyoming.

2014 (Freshman Season): Played in 11 games for the Lobos, and made one start against Colorado State ... finished the season with four total tackles, and one forced fumble ... also recorded two quarterback hurries and one pass breakup ... had a hurry and a pass break-up against Wyoming.

High School: Played at Centennial High School in Corona and was rated the No. 48 weakside defensive end in the nation by 247 Sports and the No. 74 defensive end overall nationally by ESPN in 2012 ... played in the 2013 Semper Fidelis All-American Bowl in Calif., featuring some of the best high school players across the nation ... recorded a sack and forced a fumble in the game ... also was named to the 2012 PrepStar All-West Region and was Scout.com's No. 9-rated defensive end in the West ... had 69 tackles, nine tackles for loss and three sacks for the Huskies during his senior season, earning first-team All-Big VIII League honors ... Centennial was the California State Open Division runner-up in 2012 and ranked 13th nationally by MaxPreps, finishing with a 14-2 record ... during his three years on the Huskies varsity, Centennial was state runner-up twice, won the SoCal Region Open Division crown (2012), and was two-time Southern Section Inland Division champion and three-time Big VIII League champion.

Personal: Full name is Garrett Anthony Hughes ... parents are Glen and Pamela Hughes ... has two brothers, Gabreal and Gaven, and a sister, Denise ... born on December 1, 1994 ... majoring in liberal arts.



GARRETT HUGHES DL
NEW MEXICO LOBOS

GARRETT HUGHES CAREER STATISTICS

Year	GP	UA	Asst	Tcks	TFLs-Yds	Sks-Yds	PBU	INT-Yds	FF	FR-Yds
2014	11	2	2	4	0.0-0	0.0-0	1	0-0	1	0-0
2015	12	9	5	14	6.5-26	2.0-11	1	0-0	0	0-0
2016	12	11	14	25	7.5-45	6.5-43	0	0-0	0	0-0
Totals	23	11	7	18	6.5-26	0.0-0	2	0-0	1	0-0

Career Highs: Tackles - 4 vs. San Jose State 10/1/16, 4 vs. Tulsa 9/12/15; TFLs - 3.0 at Boise State 11/14/15; Sacks - 2.5 at New Mexico State 9/10/16; Forced Fumbles - 1 at Colorado State 11/22/14; Passes Broken Up - 1 at Wyoming 9/26/15; 1 vs. Wyoming 11/29/14.

**68 NICK IACOVANGELO****OFFENSIVE LINE****6-7 * 342 * 50 * RS****Rochester, N.Y.****ASA College-Brooklyn****McQuaid Jesuit HS**

New Mexico: Brings immediate size to the offensive line ... was a teammate of Ray Baylor III at ASA College-Brooklyn.

2016 (Sophomore Season): Redshirted.

Junior College: Lettered for two seasons at ASA College-Brooklyn, where he played on the offensive line ... second Team All-Northeastern Football Conference as a sophomore ... was an All-American Academic Scholar pick.

High School: Lettered at McQuaid Jesuit High School

Personal: Full name is Nicholas Iacovangelo ... his mother is Denise Iacovangelo ... has a brother, Alex ... birthday is February 21, 1996 ... majoring in liberal arts.



NICK IACOVANGELO OL
NEW MEXICO LOBOS

New Mexico: Very intelligent lineman who quickly picked up the nuances of UNM's offense ... a 2014-15 Lobo Scholar-Athlete ... if he never misses a game in his career, can set the UNM record for games played due to his medical redshirt season ... a 2015 Academic All-Mountain West selection.

2016 (Redshirt Sophomore Season): Started and played in all 12 games, starting two games at right tackle and the other 10 at right guard ... was named Honorable Mention All-Mountain West.

2015 (Redshirt Freshman Season): Started and played in all 13 games, starting the opener at right tackle before moving to right guard for the final 12 games ... had an overall grade of 75 percent, and he led the team with 127 knockdown ... had six games of double-digit knockdown ... was at his best against New Mexico State, with 20 knockdowns and an overall grade of 78 percent ... registered 16

knockdowns against Colorado State ... had 14 knockdowns against Utah State ... was superb against Air Force with nine knockdowns and an overall grade of 83 percent against Air Force.

2014 (Freshman Season): Played in the first two games of the season before injuring his shoulder ... recorded one knockdown block while earning playing time at left guard ... received a medical hardship, and will return in 2015 as a redshirt freshman.

High School: A three-star Scout.com recruit



AARON JENKINS OL
NEW MEXICO LOBOS

who was a two-time All-District 12-4A performer on both sides of the ball for Lincoln High School ... rated a top-100 offensive guard in the nation by 247 Sports ... helped the Tigers reach the area round of the Texas State Class 4A playoffs with an 8-4 record in 2013 ... a first-team All-District 12-4A offensive guard and defensive tackle as a senior ... Lincoln averaged 34.4 points per game offensively and ranked eighth in Texas 4A in total defense, surrendering just 256.0 yards per game ... a first-team All-District 12-4A selection at offensive guard and defensive tackle as a junior in 2012 ... helped Lincoln advance to the area round of the state 4A playoffs with a 10-3 record ... the Tigers offense averaged 35.0 points per game, and their defense ranked second in 4A in yards allowed at 206.0 per game ... also received offers from Rice and Texas Tech.

Personal: Full name is Aaron Alexander Jenkins ... mother is Lisa Jenkins ... has a brother, Samuel ... born on September 13, 1995 ... majoring in liberal arts.

**55 AARON JENKINS****OFFENSIVE LINE****6-2 * 307 * JR * 2L-RS****Dallas, Texas****Lincoln HS****33 JAVOHN JONES****RUNNING BACK****5-10 * 191 * SO * 1L-RS****Albuquerque, N.M.****LaCueva HS**



JAHVON JONES **RB**
NEW MEXICO LOBOS

New Mexico: Walk-on running back who added depth to the position ... a 2014-15 and 2016-17 Lobo Scholar-Athlete ... a 2016-17 Mountain West Scholar-Athlete.

2015 (Freshman Season): Redshirted.

High School: Lettered in football and basketball at LaCueva High School ... rushed for 907 yards and eight touchdowns as a senior, including a career-best 92 yard run ... averaged 7.5 yards per carry and had three 100-yard games ... added 336 yards

receiving with two TDs on 14 catches.

Personal: Full name is Javohn Ray Jones ... parents are Jason Jones and April Rey ... has four brothers, Tyrell, Javion, Perris and Justin, and three sisters, Chantelle, Jerzie and Shanessa ... birthday is January 16, 1997 ... is majoring in liberal arts.



72 AVERY JORDAN
OFFENSIVE LINE
6-5 * 265 * SR * 1L
Houston, Texas
Blinn CC
Pearland HS

New Mexico: Early signee in December of 2015.

2016 (Junior Season): Played in 11 of 12 games, starting six of the final seven at right tackle ... team went 5-1 in his starts ... also serves on the field goal and PAT protect units.

Junior College: Lettered for two seasons at Blinn Community College, where he played on the offensive line ... Second Team All-Conference as a sophomore ...

High School: Lettered at Pearland High School for one season



AVERY JORDAN **OL**
NEW MEXICO LOBOS

... helped Pearland to the state title game as a senior ... named Second Team All-Conference.

Personal: Full name is Avery Anderson Jordan ... his mother is Stephanie Jordan ... birthday is October 7, 1994 ... has three brothers, DeAndre, Cory and Brett ... his brother DeAndre currently plays in the NBA for the Los Angeles Clippers ... majoring in liberal arts.



13 LAMAR JORDAN
QUARTERBACK
6-0 * 190 * SR * 3L-RS
Frisco, Texas
Centennial HS



LAMAR JORDAN II **QB**
NEW MEXICO LOBOS

New Mexico: Started out as the No. 3 quarterback and by the end of his rookie season he was the starter ... possesses outstanding athletic ability and good arm strength ... a 2015 Spring Camp Hard Hat winner.

2015 (Redshirt Junior Season): Played in 11 games, starting eight ... team went 7-1 in his eight starts ... was 37-for-71 passing with six touchdown passes and 604 yards throwing ... was third on the team in rushing with 658 yards on 101 carries with three touchdowns ... saw first extensive action against of the season against Rutgers, going 8-for-11 passing for 84

yards, and rushing for 101 and a touchdown on 14 carries ... had 45 rushing and 45 passing against San Jose State ... rushed for 139 yards against Boise State, and also threw a touchdown pass ... rushed for 51 and threw for 70 and two touchdowns against Air Force in a 45-40 win ... rushed for 88 yards and a touchdown against Nevada ... came on in relief and led UNM to three second half scores ... was masterful against Wyoming, going 4-for-5 passing for 122 yards and a touchdown and rushing for a career-high 176 yards and a touchdown on just 12 carries.

2015 (Redshirt Sophomore Season): Played in 12 games on the season, starting those 12 ... went 61-for-118 passing with 1045 yards and five touchdowns ... rushed 147 times for 807 yards, which was third on the team ... scored nine rushing touchdowns and had a long run of 70 yards ... opened the season with a flourish, going 7-for-7 passing for 103 yards, adding 62 yards on the ground on five carries with a touchdown ... threw for a season-high 141 yards and a touchdown, adding 35 yards on the ground against Tulsa ... had his best back-to-back games against Wyoming and New Mexico State ... rushed for 147 yards and a 56-yard touchdown to go along with 107 yards passing and a touchdown in a 38-28 win at Wyoming ... followed that up with a career-high 157 yards and one touchdown, that from 70 yards, against New Mexico State ... was solid against Hawai'i, going 9-for-16 for 125 yards and a touchdown ... completed an 86-yard touchdown pass against Utah State ... completed his only pass against Boise State, for 46 yards, before missing the remainder of the game with an injury ... rushed for 97 yards and a touchdown against Colorado State ... rushed for 68 and a touchdown, and threw for 135 yards on just four completions against Air Force ... rushed for a career-high three touchdowns on 135 yards rushing

with 110 yards passing and a touchdown in the 2015 Gildan New Mexico Bowl against Arizona.

2014 (Redshirt Freshman Season): Played in the final 11 games of the season, starting four ... led the Lobos with 895 yards passing and six touchdowns, going 59-for-112 ... had a 128.6 quarterback rating ... was also third on the team in rushing with 612 yards on 120 carries with three touchdowns ... had a season long run of 61 yards and a season long pass of 75 yards ... became the first freshman quarterback to lead the Lobos to a fourth quarter come-from-behind win with a touchdown since 2006, and he did it twice, both times with two separate fourth quarter drives ... saw his first action of his career against Arizona State, going 7-for-11 passing for 130 yards and a touchdown ... also ran for 32 yards ... entered the game down 22-0 and got UNM to within 32-21 at the half in that game ... entered the game against New Mexico State after injuries to both Cole Gautsche and Clayton Mitchem and led UNM of a pair of fourth quarter touchdown drives ... the final drive was capped by his 5-yard touchdown pass to Reece White for a 38-35 win ... was 4-for-7 for 97 yards against Fresno State with a touchdown passing and a touchdown rushing ... had his only 100-yard rushing game against UTSA, going for 106 yards on nine carries with a touchdown ... had a 61-yard run in that game that set up a 1-yard touchdown run that gave UNM the lead in the third quarter ... was also 7-for-11 passing for 72 yards ... was 8-for-18 passing for 97 yards and a touchdown against San Diego State ... entered in relief of Cole Gautsche at UNLV and led UNM on a another game-winning drive, leading a clock killing 15-play, 66-yard drive that consumed 6:57 of time as the Lobos won 31-28 ... had a career-high 159 yards passing on 8-of-18 throwing with another 80 yards rushing against Utah State ... was nearly perfect in UNM's win over Wyoming, going 6-of-7 for 141 yards and a career-long 75 yard touchdown pass ... also ran for 76 yards on nine carries.

2013 (Freshman Season): Redshirted.

High School: The 2012 Collin County Offensive Player of the Year and a first-team All-Collin County selection for the Titans and coach Mark Howard ... guided the Titans to a 24-3 record during his two years as a starting quarterback ... completed 205 of 351 passes (58.4 percent) for 2,697 yards with 31 touchdowns and 11 interceptions ... also ran the ball 137 times for 577 yards and nine TDs ... named the District 9-4A Offensive MVP, first-team All-District 9-4A and second-team All-Region ... Centennial was 12-2 in 2012 and advanced to the regional semifinals of the Class 4A state championship playoffs ... led Centennial to a 12-1 record in 2011 and a 4A regional semifinals berth ... completed 180 of 323 passes (55.7 percent) for 2,422 yards with 24 TDs and nine interceptions ... also had 131 carries for 920 yards and 11 TDs ... earned District 9-4A Offensive MVP and first-team All-District 9-4A honors ... a two-year member of the District 9-4A All-Academic Team (2011, 2012).

Personal: Parents are Lamar, Sr and Sharon ... has a brother Collin, and a sister, Imare ... born Oct. 2, 1994 ... graduated with a degree in communications ... currently working on his master's.

LAMAR JORDAN CAREER STATISTICS

Year	GP	C-A-I	Yds	TD	Long	.PCT	Eff.	Att	Yards	TD	Long
2014	11	59-112-5	895	6	75	52.7	128.6	120	612	3	61
2015	12	61-118-8	1045	5	92	51.7	126.5	147	807	6	70
2016	11	37-71-4	604	6	49	52.1	140.2	101	658	3	53
Totals	34	157-301-17	2544	17	92	52.2	130.5	368	2077	12	70

Career Highs: Completions - 9 at Nevada 10/10/15, 9 vs. Hawai'i 10/17/15, 9 vs. Boise State 11/8/14; Attempts - 18 at Utah State 11/15/14, 18 vs. San Diego State 10/10/14; Yards - 154 at Utah State 11/15/14; Long - 92 vs. Arizona 12/19/15; TDs - 2 vs. Air Force 10/15/16; Rushes - 23 vs. Colorado State 11/21/15, 23 at Utah State 11/15/14; Yards - 176 vs. Wyoming 11/26/16; Long - 70 vs. New Mexico State 10/3/15; TDs - 3 vs. Arizona 12/19/15.



4 ROMELL JORDAN
RUNNING BACK
5-9 * 173 * SR * 2L-15Q-RS
Rio Rancho, N.M.
Cleveland HS



ROMELL JORDAN RB
 NEW MEXICO LOBOS

New Mexico: Versatile running back who excelled in high school locally ... can do everything from rushing, receiving to returning kicks.

2016 (Redshirt Junior Season): Missed the season due to an ACL injury.

2015 (Redshirt Sophomore Season): Played in eight games, missing four after getting injured in the opener ... rushed 15 times for 61 yards and had four receptions for 33 yards ... recorded two tackles as well ... rushed six times for 33 yards in the

opener against Mississippi Valley State ... turned in his biggest two plays of the season in the Homecoming win over Hawai'i, twice converting fourth downs on the winning drive with receptions ... also rushed for 21 yards on five carries in that game ... caught a 15-yard pass against Air Force.

2014 (Redshirt Freshman Season): Played in nine games at running back, starting one (Colorado State) ... saw his first action with the Lobos on special teams, not getting his first carry until his fourth game, against Air Force ... ended the season sixth on the team with 223 rushing yards on 34 attempts with three touchdowns ... had one reception for 22 yards ... also recorded a tackle ... in his debut as a rusher, had 45 yards on six carries, including a 29-yarder ... had his best game against Utah State, rushing nine times for 96 yards, including a 72-yard touchdown ... also added a 22-yard reception in that game ... scored a touchdown in each of UNM's final three games, against Utah State, Colorado State, and Wyoming.

2013 (Freshman Season): Redshirted.

High School: A 2012 first-team All-State selection and District 1-5A Player of the year for the Storm and coach Heath Ridenour ... rushed for 1,649 yards and 25 touchdowns in 2012 and caught passes for 291 yards and four TDs to also earn first-team all-district and all-metro honors ... averaged 203.7 all-purpose yards ... a finalist for New Mexico Gatorade Player of the Year and a North-South All-Star ... Cleveland finished 6-5 and advanced to the Class 5A playoffs ... rushed for 1,131 yards and recorded 649 receiving yards as a junior, scoring a total of 23 TDs ... first-team All-State and all-district RB in 2011 ... Cleveland went 13-0 and won the 5A state championships.

Personal: Full name is Romell Lucky Jordan ... majoring in liberal arts ... his brother Blake Swihart plays for the Boston Red Sox.



55 EMMANUEL JOSEPH
DEFENSIVE LINE
6-4 * 260 * FR * RS
Los Angeles, Calif.
Alexander Hamilton HS



EMMANUEL JOSEPH DL
NEW MEXICO LOBOS

New Mexico: Strong defensive lineman who comes out of talent-rich Southern California.

2016 (Freshman Season): Redshirted.

High School: Lettered at Alexander Hamilton High School and coach Ernest King ... participated in both football and wrestling ... two-time All Western League as a defensive end as well as two-time Defensive Lineman of the Year ... was also twice named all-city for CIF Los Angeles ... recorded 51 tackles as a senior with 10.0 sacks for 47 yards in losses ...

recorded 20 tackles as a junior with 15.0 sacks for 77 yards in losses, including two forced fumbles and an interception ... finished third in his conference in wrestling as a freshman

Personal: His mother is Bethlehem Haile ... has two sisters, Bellene and Leyate ... his birthday is December 4, 1997 ... plans on majoring in business.



19 ELIJAH LILLY
CORNERBACK
5-10 * 152 * SO * IL
San Bernardino, Calif.
Cajon HS



ELIJAH LILLY DB
NEW MEXICO LOBOS

New Mexico: Only true freshman to break into the lineup in 2016 ... Coach Davie referred to him as "The Magic Man" in preseason camp for his kick returning ability ... Mountain West All-Academic in 2016.

2016 (Freshman Season): Was originally slated to redshirt, but due to injuries at corner, he was pressed into service against Boise State ... while he has played corner at times, biggest contribution has been as a kickoff returner ... opened his return career with four returns for 160 yards, including a long of 51 as he earned Mountain West Special Teams Player of the Week ... returned a kickoff 93 yards for a touchdown against ULM, giving UNM a kickoff return for a touchdown in seven straight seasons ... reeled off a 48-yard return against Colorado State.

High School: Lettered in football at Cajon High School ... recorded 64 career tackles on varsity over two seasons plus one game ... had 46 tackles as a junior with five interceptions ... overall had seven career interceptions ... also played on offense, rushing for 196 yards as a senior with three touchdowns ... had 13 catches as a senior for 269 yards and four touchdowns after 14 catches for 135 yards and a touchdown as a junior ... was unreal as a kickoff returner, returning 13 kickoffs for five touchdowns and a 60.5 yard average ... also returned 12 kickoffs for a 32.1 yard average with a touchdown as a junior ... averaged 20.9 yards per punt return as a senior.

Personal: Full name is Elijah Marcel Lilly ... parents are Jerry Lilly and Monique Ware ... has two brothers, Tahjay and Syrano, and six sisters, Jazmine, Amori, Liric, Justice, Emajea and Solana ... birthday is February 10, 1998 ... majoring in history.

ELIJAH LILLY CAREER STATISTICS

Year	PR	Yards	Avg.	TD	Long	KOR	Yards	Avg.	TD	Long
2016	0	0	0.0	0	0	19	521	27.4	1	93
Totals	0	0	0.0	0	0	19	521	27.4	1	93

Career Highs: Kickoff Returns - 4 vs. Air Force 10/15/16; Yards - 160 vs. Air Force 10/15/16; Long - 93 vs. ULM 10/22/16; TDs - 1 vs. ULM 10/22/16.



7 BLAIR MANLY
CORNERBACK
6-1 * 196 * 50 * 1L-RS
Albuquerque, N.M.
Cibola HS

New Mexico: One of the top New Mexico prep athletes in his class ... could also be a valuable special teams player as well ... a 2015-16 Lobo Scholar-Athlete.

2016 (Redshirt Freshman Season): Saw action in three games, recording a tackle against ULM.

2015 (Freshman Season): Redshirted.

High School: Lettered in football at Cibola High School in Albuquerque ... played for head coach Rod Williams ... earned all-state, all-district and all-metro honors ... was a dual threat at Cibola as both a defensive back and a receiver ... on defense as a senior, he helped Cibola to a 6-5 record, recording 35 tackles, picking off two passes (and returning them 67 total yards) and breaking up another nine ... that came on the heels of a junior season that saw him record 45 tackles and four takeaways (three interceptions and a fumble recovery) along with two pass break-ups ... as a senior he also caught 19 passes for 425 yards and seven touchdowns and rushed for 133 yards and a score ... all told as a senior he scored 56 points on seven touchdown catches, a touchdown run, an interception return for a touchdown, and a two-point conversion ... also returned kickoffs and punts as a junior and a senior ... was sometimes used on gadget plays to throw, going 3-for-4 in the last two seasons for 133 yards and a touchdown throwing ... also was outstanding in track, running in several relays along with the 400-meter.

Personal: His parents are John and Monica Manly ... has two sisters Bria and Brailee ... birthday is October 27, 1996 ... majoring in communications.

BLAIR MANLY CAREER STATISTICS

Year	GP	UA	Asst	Tcks	TFLs-Yds	Sks-Yds	PBU	INT-Yds	FF	FR-Yds
2016	3	0	1	1	0.0-0	0.0-0	0	0-0	0	0-0
Totals	3	0	1	1	0.0-0	0.0-0	0	0-0	0	0-0

Career Highs: Tackles - 1 vs. ULM 10/22/16.



BLAIR MANLY DB
NEW MEXICO LOBOS



12 DEREK MARTINEZ
QUARTERBACK
6-0 * 172 * 50 * 15Q-RS
Albuquerque, N.M.
Cibola HS

New Mexico: Walk-on reserve quarterback who show excellent potential.

2015 (Freshman Season): Redshirted.

High School: Lettered in football, basketball, baseball and track at Cibola High School in Albuquerque ... Was the 2014 APS Athlete of the Year at Cibola ... was named 2014 District 1-5A First Team quarterback as well as All-Metro ... was also named First Team District 1-5A in basketball in 2014 ... was a Second Team All-District pick in both football and

basketball in 2013 ... threw for 1,900 yards with 22 touchdowns as a senior, and he added 535 yards on the ground with six more rushing touchdowns.

Personal: Full name is Derek Shawn Martinez ... his parents are Shawn and Jacki Martinez ... has a younger sister Raven and a younger brother Dylan ... birthday is March 18, 1996 ... majoring in business finance ... was named Cibola's Homecoming King his senior year.



DEREK MARTINEZ QB
NEW MEXICO LOBOS



35 KENNETH MAXWELL
DEFENSIVE BACK
6-0 * 193 * SR * 2L-RS
Center Hill, Fla.
Prairie View A&M
South Sumter HS

New Mexico: A rangy defensive back who transferred from Prairie View A&M, where due to NCAA rules he was immediately eligible at New Mexico.

2016 (Senior Season): Redshirted.

2015 (Junior Season): Played in nine games including the last eight, both on special teams and at safety ... did make one start ... recorded seven tackles on the season ... twice had a career-high three tackles, against Hawai'i and at Boise State ... also had a tackle at Nevada.

2014 (Sophomore Season): Played in three games with no stats, mostly on special teams ... came to the program late in fall camp and missed several games due to injury.

Prairie View A&M: Started five games as a true freshman, recording 32 tackles, 18 of which were solos ... picked off four passes for PVA&M to go along with two pass break ups and one forced fumble ... recorded a career-high of 14 tackles against Alcorn State.

High School: Lettered for four seasons for the South Sumter Raiders and Inman Sherman ... also lettered in basketball, baseball and weightlifting ... helped lead the Raiders to a pair of District titles in 2011 and 2012, and a 2012 region title as well ... as a senior he was First Team All-State, and a honorable mention member of the Florida Class 4A "Elite Team" ... also was First Team All-District and a Class 4A Player of the Year nominee ... was a Second Team All-State pick as a junior ... in basketball he was the District Defensive Player of the Year.

Personal: Full name is Kenneth Wayne Maxwell II ... born May 4, 1995 ... parents are Kenneth Maxwell, Sr. and Ursula Kirnes-Maxwell ... has two brothers, Wayne and Kenyon, and two sisters, Ebony and Kim ... majoring in liberal arts ... has a sister Ebony that played basketball for Armstrong Atlantic State in Savannah, Georgia.



KENNETH MAXWELL DB
NEW MEXICO LOBOS

KENNETH MAXWELL CAREER STATISTICS

Year	GP	UA	Asst	Tcks	TFLs-Yds	Sks-Yds	PBU	INT-Yds	FF	FR-Yds
2014	3	0	0	0	0.0-0	0.0-0	0	0-0	0	0-0
2015	9	5	2	7	0.0-0	0.0-0	0	0-0	0	0-0
Totals	12	5	2	7	0.0-0	0.0-0	0	0-0	0	0-0

Career Highs: Tackles - 3 at Boise State 11/14/15, 3 vs. Hawai'i 10/17/15.



3 RICHARD McQUARLEY
RUNNING BACK
5-11 * 221 * SR * 2L
Meridian, Miss.
Itawamba CC
Meridian HS

New Mexico: Bruising running back who loves to initiate contact ... UNM's go-to short yardage back but has deceptive speed ... continuing the strong lineage of football players from ICC, a list that includes Duce Staley and Joe Horn.

2016 (Junior Season): Has played in 13 games, starting four ... is fourth on the team in rushing yards with 656 on 143 carries ... had 18 rushing touchdowns, the second-most in a single-season in school history ... averaged a rushing touchdown on every 7.8 carries, a mark which led the nation ... also had five receptions for 94 yards ... had a career-best 121 yards rushing and three touchdowns against Wyoming ... included in that game was a career-long 53-yard touchdown ... also had two catches for 58 yards, including a career-long 30-yarder ... also rushed for three touchdowns and 83 yards against San Jose State ... had a pair of rushing touchdowns against South Dakota and Air Force ... rushed for 44 yards against Air Force, and although that was one of only two games in which he didn't score a touchdown, he scored a key two-point conversion to tie the game at 21 in the second half ... also had rushing touchdowns against New Mexico State, Rutgers, ULM, Hawai'i, Nevada and Colorado State.

2015 (Sophomore Season): Played in 12 games on the season, only missing the San Jose State game ... rushed for 232 yards on 53 carries with seven touchdowns, the third-most on the team ... went 8-for-8 on fourth down conversion attempts ... saw plenty of action in the opener, rushing 11 times for 53 yards ... actually had his season-high of 57 yards in the finale against Air Force, scoring on runs of 44 and 18 yards ... also



RICHARD McQUARLEY RB
NEW MEXICO LOBOS

converted a fourth down attempt in that game ... had 55 yards on five carries with two touchdowns against Wyoming ... big play came on a fourth-and-1 in the third quarter when he bolted through for a 43-yard touchdown ... had short touchdown runs against New Mexico State, Utah State and Boise State ... his touchdown at Utah State turned into the game-winner ... rushed for 23 yards on eight carries against Arizona.

Junior College: Lettered for one season at Itawamba Community College in Fulton, Mississippi, playing for head coach Sean Cannon ... led the Indians in rushing with 1,243 yard on 213 carries over nine games ... averaged a solid 5.8 yards per carry ... scored eight touchdowns on the ground ... was second on the team in receptions with 26, going for 257 yards ... caught one touchdown pass ... his 1,500 all-purpose yards, and 166.7 all purpose yards per game were more than triple any other member of the team ... rushed for 100 yards in seven of his nine games, and he never rushed for less than 84 ... had his best game in a 38-19 win over Northeast Mississippi Community College, rushing 22 times for 258 yards and three touchdowns, with a long of 53 yards ... followed that up with three more TDs in his next game, and they were all needed in a 52-48 win over Mississippi Delta Community College ... had 138 yards on 30 carries in that matchup ... broke the 160-yard mark three times on the season in nine games.

High School: Lettered in football at Meridian High School ... helped Meridian to a 10-4 record as a senior ... rushed for 1,203 yards on 190 carries with 16 touchdowns during his senior season ... added 39 receptions out of the backfield for 498 yards and six more touchdowns ... added 473 kickoff return yards and 158 punt return yards, including one kickoff return for an 82-yard touchdown ... averaged 166.6 all-purpose yards per game ... led team in rushing as a junior with 887 yards and eight touchdowns on 135 carries in only nine games ... averaged 98.6 yards per game ... had one receiving touchdown, eight catches, and 131 yards receiving.

Personal: His mother is Sharon McQuarley ... will major in liberal arts with an emphasis in physical education ... birthday is January 17, 1995.

RICHARD McQUARLEY CAREER STATISTICS

Year	GP	Att	Yards	TD	Long	Rec	Yards	TD	Long
2015	12	53	232	7	44	0	0	0	0
2016	13	143	656	18	53	5	94	0	30
Totals	25	196	886	25	53	5	94	0	30

Career Highs: Rushes - 16 vs. San Jose State 10/1/16; Yards - 121 vs. Wyoming 11/26/16; TDs - 3 vs. Wyoming 11/26/16, 3 vs. San Jose State 10/1/16; Long - 53 vs. Wyoming 11/26/16; Receptions - 2 vs. Wyoming 11/26/16; Yards - 58 vs. Wyoming 11/26/16; Long - 30 vs. Wyoming 11/26/16.



10 KAMERON MILLER
SAFETY
6-2 * 197 * FR * RS
Las Cruces, N.M.
Las Cruces HS

New Mexico:

Talented player who comes from a state powerhouse program in Las Cruces ... started as a quarterback but switched to safety early in his freshman year.

2016 (Freshman Season): Redshirted.

High School: Lettered at Las Cruces High School and coach Jim Miller in football ... also was a three-year letterman in baseball ... was named First team All-District for three seasons, and he was the 2013 Offensive Newcomer of the Year ...

... was named Second Team All-State in 2015 and was a two-time MVP by NMPreps.com ... threw for 2,199 yards, completing 62.1% of his passes with 17 touchdowns and just three interceptions as a senior, leading Las Cruces to the state semifinals ... also ran for 1,542 yards and 26 touchdowns, averaging 128.5 yards per game on the ground with five 100-yard games ... threw for 1,960 yards and 20 touchdowns as a junior, completing 63.4% of his passes ... also rushed for 724 yards and five touchdowns with five 100-yard games ... sported career numbers of 6,069 yards with 63 touchdowns and a completion rate of 62% to go with 3,340 yards rushing and 36 touchdowns ... a four-time academic achievement winner (3.5 GPA or better) and took part in community service initiative such as reading at Las Cruces elementary schools and working with local veterans groups.

Personal: Full name is Kameron Kain Miller ... parents are Jim and Amy Miller ... has two sisters, Kaitlyn and Taylor ... date of birth is February 16, 1998 ... majoring in business.



KAMERON MILLER DB
NEW MEXICO LOBOS



24 KENTRAIL MORAN
RUNNING BACK
5-9 * 196 * FR * RS
O'Fallon, Ill.
O'Fallon HS



KENTRAIL MORAN RB
NEW MEXICO LOBOS

with 27 rushing TDs ... rushed for 1,379 yards in nine games as a senior with 13 TDs and seven 100-yard games ... caught 65 career passes, with a long of 67, and completed two career passes ... named All-State and All-Metro East

Personal: Full name is Kentrail Myriek Moran ... parents are Kenneth and Andrea Moran ... has three brothers, Tae, Keyon and Kenneth, and a sister, Tarnisha ... born on November 18, 1997 ... majoring in business administration.



6 AUSTIN OCASIO
LINEBACKER
6-1 * 228 * SR * IL-RS
Babylon, N.Y.
College of the Siskiyous
Saint Cloud HS

New Mexico: Strong linebacker who was a top JC player ... immediately worked into the rotation and contributed in a big way.

2016 (Redshirt Junior): Played in all 12 games as a regular in the linebacker rotation ... led the team with a pair of interceptions ... also had 31 tackles and 3.0 tackles for loss ... added a pass break up ... had a 37-yard interception return for a touchdown against San Jose State ... recorded a career-high seven tackles against Hawai'i with a pass break up ... had five tackles against Wyoming ... had four tackles against both ULM and Nevada ... also had an



AUSTIN OCASIO LB
NEW MEXICO LOBOS

New Mexico: Late signee, but extremely talented and one of UNM's not highly sought after recruits ... had offers from Big Ten schools including Iowa, Wisconsin and Illinois

2016 (Freshman Season): Redshirted.

High School: Lettered at O'Fallon High School ... rated a three-star recruit by Rivals and 247 Sports ... rated by Rivals as one of the country's top-20 running backs, and 247 Sports rated him 17th ... rushed for 3,569 yards on 692 carries in his career

interception against Nevada in that game.

2015 (Junior): Redshirted.

Junior College: Lettered in football for two seasons at the College of the Siskiyous ... was named All-CCCAA after both of his seasons ... led Siskiyous with 76 tackles last season ... added 13.5 tackles for losses totaling 42 yards, and had two sacks for 16 yards ... also picked off three passes (returning one for a touchdown), broke up another four, and forced three fumbles ... did have a punt return on the season, taking his lone shot back 49 yards ... as a freshman he was fourth on the team with 54 tackles, including a half sack ... had six tackles for loss, totaling 23 yards ... broke up three passes, forced a fumble, and recovered a fumble.

High School: Lettered in football at Saint Cloud High School ... battling through knee injuries for most of his three seasons (a knee that wouldn't be fully healed until junior college).

Personal: Full name is Anthony Austin Ocasio ... parents are Anthony Ocasio and Keshia Richmond ... birthday is December 20, 1994 ... majoring in liberal arts.

AUSTIN OCASIO CAREER STATISTICS

Year	GP	UA	Asst	Tcks	TFLs-Yds	Sks-Yds	PBU	INT-Yds	FF	FR-Yds
2016	12	18	13	31	3.0-4	0.0-0	1	2-40	0	0-0
Totals	12	18	13	31	3.0-4	0.0-0	1	2-40	0	0-0

Career Highs: Tackles - 7 at Hawai'i 10/29/16; Tackles for Loss - 1.0 at Hawai'i 10/29/16, 1.0 vs. Air Force 10/15/16; at New Mexico State 9/10/16; PBUs - 1 at Hawai'i 10/29/16; Interceptions - 1 vs. Nevada 11/5/16, 1 vs. San Jose State 10/1/16.



98 KENE OKONKWO
DEFENSIVE LINE
6-3 * 272 * SR * 3L
Mesquite, Texas
Horn HS

New Mexico: Earned playing time as a true freshman ... struggled with injuries in 2015 ... Mountain West All-Academic selection in 2014, 2015, and 2016 ... a 2014-15, 2015-16 and 2016-17 Lobo Scholar-Athlete

2016 (Junior Season): Played in 12 games recording 22 tackles with 0.5 sacks and tackles for loss ... had a career-high eight tackles in extended action against ULM ... had a half-sack in that game as well ... had a four-tackle game against Colorado State ... had two tackles against both Boise State and Air Force.

2015 (Sophomore Season): Played in six games for the Lobos, and recorded five



KENE OKONKWO DL
NEW MEXICO LOBOS

total tackles with 1.5 tackles for loss ... recorded three tackles with a tackle for loss in the season opener against Mississippi Valley State ... had two tackles with a half-tackle for loss against Tulsa ... injured his foot against New Mexico State but returned for the finale against Air Force.

2014 (Freshman Season): Played in seven games this season for the Lobos, and recorded three total tackles ... also recorded one sack against Fresno State for an eight yard loss ... also recorded a tackle against Colorado State.

High School: Made 38 tackles (20 solo), including eight for a loss, two sacks, two quarterback hurries and recovered one fumble while helping coach Mike Overton's Jaguars to a 9-3 record in his first year of organized football ... had one of his best games against eventual state champion, and No. 2 team in the nation, Allen in the third round of the Texas 5A Division 1 playoffs ... made four solo stops, including two for a loss, and seven total tackles while helping keep Allen to its lowest scoring output of the state playoffs ... had another outstanding performance in Horn's first playoff game, coming against Garland on Nov. 15 ... totaled eight tackles (five solo) and two more tackles for a loss as the Jaguars held Garland to 14 points ... was a three-sports star who also plays basketball for Horn and competed in the long jump for the track and field team.

Personal: Parents are Elias and Rita Okonkwo ... has two brothers, Toby and Kodi, and a sister, Chuigo ... born on November 23, 1995 ... majoring in business administration.

KENE OKONKWO CAREER STATISTICS

Year	GP	UA	Asst	Tcks	TFLs-Yds	Sks-Yds	PBU	INT-Yds	FF	FR-Yds
2014	7	3	0	3	1.0-8	1.0-8	0	0-0	0	0-0
2015	6	2	3	5	1.5-1	0.0-0	0	0-0	0	0-0
2016	12	5	17	22	0.5-2	0.5-2	0	0-0	0	0-0
Totals	25	10	20	30	3.0-11	1.5-10	0	0-0	0	0-0

Career Highs: Tackles - 8 vs. ULM 10/22/16; TFLs - 1.0 vs. Mississippi Valley State 9/5/15, 1.0 vs. Fresno State 9/26/14; Sacks - 1.0 vs. Fresno State 9/26/14.



14 GABE ORTEGA
SAFETY
6-1 * 195 * FR * RS
Rio Rancho, N.M.
Cleveland HS

New Mexico: Local product who quarterbacked Cleveland to a state title ... a 2016-17 Lobo Scholar-Athlete.

2016 (Freshman Season): Redshirted.

High School: Lettered at Cleveland High School and coach Heath Ridenour ... threw for 2,486 yards and 25 touchdowns with just five interceptions, completing 65.2% of his passes ... additionally rushed for 912 yards and nine touchdowns ... had a long pass of 76 yards and a long rush of 73, and also caught a 68-yard touchdown ... also recorded 41 tackles as a defensive back with three inter-



GABE ORTEGA S
NEW MEXICO LOBOS

ceptions ... as a junior he threw for 1,639 yards and 14 touchdowns with four interceptions ... rushed for 729 yards and seven touchdowns ... had an 86-yard rushing touchdown ... named Gatorade Player of the Year for New Mexico.

Personal: Full name is Gabriel James Ortega ... parents are Gabe and Annette Ortega ... has a brother, Trey, and a sister, Kyla ... birthday is August 30, 1997 ... is undecided on a major.



85 AARON OVERACKER
TIGHT END
6-3 * 232 * SO * 150-RS
Albuquerque, N.M.
La Cueva HS



New Mexico: A walk-on who quickly grasped the offense ... will look to make an impact on special teams ... a 2016-17 Lobo Scholar-Athlete.

2016 (Sophomore Season): Did not play in any games.

2015 (Freshman Season): Redshirted

High School: Lettered at La Cueva High School in Albuquerque in football, basketball and track ... a two-year starter at defensive end and tight end ... caught 14 passes for 203 yards with four TDs as a senior ... as a senior he was named 6A Second Team All-State at tight end, 6A First

Team All-Metro, First Team All-District 2-6A after earning First Team All-District 2-5A as a tight end as a junior ... caught eight passes for 164 yards and 2 TDs as a junior ... was a Second Team All-District 2-5A pick in basketball, and was a state qualifier in the shot put.

Personal: Full name is Aaron Alfred Hernandez Overacker ... birthday is October 10, 1996 ... parents are Patrick and Rosa ... majoring in General Engineering.



25 TYRONE OWENS
RUNNING BACK
5-9 * 187 * JR * 2L-RS
Manor, Texas
Manor HS

New Mexico: Turned into a tremendous asset offensively and became a 1,000-yard rusher ... a 2015 Spring Camp Hard Hat winner.

2016 (Redshirt Sophomore Season): Played in 11 games with seven starts ... became the 19th player in school history to break the 1,000-yard mark ... rushed for 1,084 yards on 134 carries with a long of 83 and seven touchdowns ... has also caught seven passes for 54 yards ... has five 100-yard rushing games ... rushed for a career-high 171 yards on just nine carries against ULM, including an 83-yard run, a career-long run ... rushed for 157 yards on 12 carries against Colorado State with a 79-yard touchdown ... had 134 yards rushing, including a 72-yard touchdown run, including two receptions ... had 117 yards rushing with a touchdown on 16 carries along with two catches for 27 yards ... had a 126 yards and a touchdown against Air Force ... added a touchdown and 82 yards against Boise State.

2015 (Redshirt Freshman Season):

Saw action in 12 games, rushing 24 times for 118 yards and three touchdowns ... got his career off to a nice start with two touchdowns against Mississippi Valley State, coming on his first two carries ... made his biggest impact of the season against Arizona State when he raced for a 65-yard touchdown ... had 15 yards on three carries against Nevada.

2014 (Freshman Season): Redshirted.

High School: A member of two All-State, two All-Central Texas and three All-District 17-4A teams, he rushed for 2,975 yards and had 688 receiving yards during his high school career at Manor ... an honorable mention All-State, a third-team All-Central Texas and a first-team All-District 17-4A selection his senior year for the Mustangs ... 122 carries for 1,146 yards and 22 touchdowns, and six receptions for 58 yards ... Manor went 9-2 in 2013 and advanced to the Texas 4A state playoffs ... enjoyed an outstanding year as a junior in 2012 in earning third-team All-State, third team All-Central Texas and first-team 17-4A honors ... rushed for 1,551 yards and 17 TDs on 171 carries, and added 37 receptions for 421 yards and five TDs ... the Mustangs finished 12-4 and advanced to the semifinals of the 4A playoffs ... in 2011, had 40 carries for 278 yards and eight touchdowns and 19 receptions for 209 yards ... a second-team All-District 17-4A selection ... the Mustangs finished 5-6 and advanced to the 4A state championship bracket ... is a power lifter and runs track for Manor.

Personal: Born on September 30, 1994 ... is majoring in liberal arts.

TYRONE OWENS CAREER STATISTICS

Year	GP	Att	Yards	TD	Long	Rec	Yards	TD	Long
2015	12	24	118	3	65	0	0	0	0
2016	11	134	1084	7	83	7	54	0	23
Totals	23	158	1202	10	83	7	54	0	23

Career Highs: Rushes - 16 vs. Air Force 10/15/16, 16 vs. San Jose State 10/1/16, 16 vs. South Dakota 9/1/16; Yards - 171 vs. ULM 10/22/16; TDs - 2 vs. Mississippi Valley State 9/5/15; Long - 83 vs. ULM 10/22/16; Receptions - 2 at Hawai'i 10/29/16, 2 vs. San Jose State 10/1/16; Yards - 27 vs. San Jose State 10/1/16; Long - 23 vs. San Jose State 10/1/16



TYRONE OWENS RB

NEW MEXICO LOBOS



4' BIJON PARKER
DEFENSIVE BACK
6-0 * 195 * JR * 2L-RS
Los Angeles, Calif.
Fairfax HS

New Mexico: Redshirted in 2014 but was in school and was able to participate in spring practice in 2014 ... one of UNM's top coverage players.

2016 (Redshirt Sophomore): Played in 12 games as a reserve corner and special teamer ... recorded six tackles on the season along with a fumble recovery ... had a tackle and a fumble recovery against Rutgers ... had a pair of tackles against San Jose State and Boise State.

2015 (Redshirt Freshman): Played in five games as a reserve corner before suffering a broken collarbone in practice, forcing him to miss the final eight games ... recorded two tackles, one against Mississippi Valley State and one against New Mexico State.

2014 (Freshman): Redshirted.

High School: Was an All-California Interscholastic Federation Division I All-City first-team selection and All-Western League first-teamer in 2012 at cornerback for Fairfax High School ... finished the season with 20 tackles and four interceptions ... also totaled 19 catches for 208 yards and three touchdowns as a wide receiver ... Fairfax finished 6-5 and advanced to the CIF Los Angeles City Section playoffs ... as a junior in 2011, he recorded 29 catches for 378 yards and three TDs, playing primarily on offense ... helped lead Fairfax to another 6-5 record and a spot in the CIF Los Angeles City Section playoffs ... was the Los Angeles Sentinel Student-Athlete of the Week on Oct. 24, 2012 and was named the overall camp most valuable player at the National Underclassmen Combine 5 Star Showcase in Los Angeles in August of 2012.

Personal: Full name is Bill-Bijon Parker ... parents are Bill Parker and Sharon Dillard ... has two sisters, Shaw and Shanae ... birthday is March 1, 1995 ... is majoring in liberal arts.

BIJON PARKER CAREER STATISTICS

Year	GP	UA	Asst	Tcks	TFLs-Yds	Skys-Yds	PBU	INT-Yds	FF	FR-Yds
2015	5	2	0	0	0.0-0	0.0-0	0	0-0	0	0-0
2016	12	5	1	6	0.0-0	0.0-0	0	0-0	0	1-0
Totals	17	7	1	6	0.0-0	0.0-0	0	0-0	0	1-0

Career Highs: Tackles - 2 vs. Boise State 10/7/16, 2 vs. San Jose State 10/1/16; Fumble Recoveries - 1 at Rutgers 9/17/16.



BIJON PARKER DB

NEW MEXICO LOBOS



41 JAMES PORTILLA
LINEBACKER
6-1 * 215 * JR * 150-RS
El Dorado Hills, Calif.
Oak Ridge HS



JAMES PORTILLA LB
NEW MEXICO LOBOS

New Mexico: Walk-on linebacker who turned into a valuable scout team player in his first season ... a 2015-16 and 2016-17 Lobo Scholar-Athlete.

2016 (Redshirt Sophomore): Did not see any action during the season.

2015 (Sophomore): Redshirted

High School: Lettered in football and wrestling at Oak Ridge High School ... was named Second Team All-Delta River League as a senior in football ... was also named First Team All-Delta River League as a senior in

wrestling, winning his weight class.

Personal: Full name is James Michael Portilla ... parents are James and Christine ... has two brothers, Christian and Martin ... born on March 29, 1996 ... is majoring in mechanical engineering.



57 EVERETT POWELL
LINEBACKER
6-4 * 238 * JR * 1L-RS
Livermore, Calif.
Laney College
Livermore HS



EVERETT POWELL DL
NEW MEXICO LOBOS

New Mexico: Strong, big linebacker that has speed and quickness ... adds to the experience with his defensive line JC background ... extremely strong in the weight room as well.

2016 (Redshirt Sophomore): Saw action in 12 games, recording two tackles, a half-sack and two quarterback hurries ... had both of his tackles against ULM ... recorded both quarterback hurries against Nevada.

2015 (Sophomore): Redshirted

Junior College: Lettered at Laney College for one season ... played in eight games for Laney ... registered 19 tackles, including five for a loss ... had two sacks for

20 yards ... also added a fumble recovery.

High School: Played both defensive end and tight end at Livermore High School ... had 25 tackles as a senior, including a sack.

Personal: Full name is Everett Marshall Powell ... parents are Marcus Powell and Elizabeth Kraft ... has a brother, Maximus, and three sisters, Mahogany, Allison and Scarlet ... birthday is June 22, 1996 ... majoring in liberal arts.



5 PATRICK REED
WIDE RECEIVER
6-2 * 188 * JR * 2L-RS
Silsbee, Texas
Silsbee HS

New Mexico: Switched late in 2015 Spring Camp from quarterback to wide receiver ... redshirted as a quarterback in 2014.

2016 (Redshirt Sophomore Season): Played in all 12 games, catching 14 passes for 237 yards and a touchdown ... caught a season-high four passes for 47 yards in the opener against South Dakota ... had three catches against Utah State for 32 yards, including a key third down catch that set up UNM's tying score ... had two catches against Rutgers, including his first career touchdown on a 36-yard catch ... caught two passes for 26 yards against Nevada.

2015 (Redshirt Freshman Season): Played in the first six games before undergoing a medical procedure which forced him to miss the final seven games ... had one catch against Nevada.

2014 (Freshman Season): Redshirted.

High School: A three-year starter and two-time District 21-3A Most Valuable Player for the Tigers (junior and senior seasons) ... threw for 4,843 career yards with 46 TDs ... also rushed for 2,772 yards and 24 TDs ... was an honorable mention All-State and a finalist for the Willey Ray Award, which annually goes to the best player in Southeast Texas in 2013 ... the Beaumont Enterprise named him the 2013 Offensive MVP of its Super Gold Football Team ... completed 117 of 199 passes for 1,832 yards with 21 touchdowns and five interceptions during

his senior season in 2013 ... also carried the ball 168 times for 1,258 yards and 15 touchdowns ... Silsbee advanced to the regional round of the Class 3A Division I playoffs ... in 2012, completed 132 of 242 passes for 2,159 yards with 18 TDs and eight interceptions ... also ran for 1,087 yards and seven TDs on 141 carries ... named second-team All-State and the Southeast Texas Junior of the Year by TheOldCoach.com ... the Tigers went 10-3 and advanced to the Class 3A quarterfi-



PATRICK REED WR
NEW MEXICO LOBOS

nals ... as a sophomore in 2010, completed 59 of 123 passes for 852 yards with seven touchdowns and eight interceptions ... also ran for 427 yards and three scores on 93 carries ... the Tigers advanced to the 3A playoffs and finished with an 8-3 record.

Personal: Full name is Patrick Lavon Reed ... parents are Paul and Charlotte Hope ... has two brothers, Harry and Paul, and four sisters, Lou, Denise, Desiree and Kennedy ... birthday is December 17, 1995 ... majoring in liberal arts.

PATRICK REED CAREER STATISTICS

Year	GP	Rec	Yards	TD	Long	Att	Yards	TD	Long
2015	6	1	1	0	1	0	0	0	0
2016	12	14	237	1	45	0	0	0	0
Totals	18	15	238	1	45	0	0	0	0

Career Highs: Receptions - 4 vs. South Dakota 9/1/16; Yards - 55 at Rutgers 9/17/16; TDs - 1 at Rutgers 9/17/16; Long - 45 vs. Nevada 11/5/16.



28 JAKE ROTHSCILLER
DEFENSIVE BACK
5-8 * 181 * SR * 2L-RS
Westlake Village, Calif.
Moorpark College
Westlake HS



JAKE ROTHSCILLER DB
NEW MEXICO LOBOS

New Mexico: A 2015 and 2016 Academic All-Mountain West selection ... a 2015-16 and 2016-17 Mountain West Scholar-Athlete ... a 2015-16 and 2016-17 Lobo Scholar-Athlete ... he and his brother Kyle are one of seven sets of twins in the FBS that play the same position ... was a nominee for the Burlsworth Award.

2016 (Redshirt Junior Season): Saw action in 12 games with eight starts at UNM's nickel position ... recorded 24 tackles with 2.0 tackles for loss ...

also recorded two pass break ups and an interception ... tied a career-high with six tackles against Air Force ... also had four tackles against ULM along with his first career interception ... recorded pass break ups against Nevada and Boise State.

2015 (Redshirt Sophomore Season): Saw action in 13 games with four starts at UNM's nickel position ... recorded 28 tackles on the season including 3.0 for loss ... had a pass break up as well ... had a career-high six tackles against San Jose

State ... equaled that total with six against Colorado State including a tackle for a loss ... had a career-high 2.0 tackles for loss, part of five overall, against Boise State ... broke up a pass against Utah State.

2014 (Sophomore Season): Redshirted.

High School: Lettered at Westlake High School ... named All-Marmonte League Honorable Mention as a wide receiver ... received the Co-Defensive MVP Award as a junior and received the Outstanding Back Award while on the Freshman Team in 2009 ... had 26 catches for 407 yards and two touchdowns along with 31 tackles ... elevated to varsity for the CIF playoffs as a sophomore ... was a Scholar-Athlete at Westlake.

Personal: Full name is Jake Theo Rothschiller ... born March 8, 1995 ... parents are Curt and Debbie Rothschiller ... graduated last Spring ... his father played at Porterville College ... his uncle Bob Kimball played football at Oklahoma and the Green Bay Packers while another uncle Scott Kimball played at Nebraska and with the Denver Broncos.

JAKE ROTHSCILLER CAREER STATISTICS

Year	GP	UA	Asst	Tcks	TFLs-Yds	Sks-Yds	PBU	INT-Yds	FF	FR-Yds
2015	13	14	15	29	3.0-6	0.0-0	1	0-0	0	0-0
2016	12	15	9	24	2.0-6	0.0-0	2	1-0	0	0-0
Totals	13	14	15	29	3.0-6	0.0-0	1	0-0	0	0-0

Career Highs: Tackles - 6 vs. Air Force 10/15/16, 6 vs. Colorado State 11/21/15, 6 at San Jose State 10/24/15; Tackles for Loss - 2.0 at Boise State 11/14/15; Interceptions - 1 vs. ULM 10/22/16; Passes Broken Up - 1 vs. Nevada 11/5/16, 1 vs. Boise State 10/7/16, 1 vs. Utah State 11/7/15.



32 KYLE ROTHSCILLER
DEFENSIVE BACK
5-8 * 183 * SR * 1L-RS
Westlake Village, Calif.
Moorpark College/Nevada
Westlake HS



KYLE ROTHSCILLER DB
NEW MEXICO LOBOS

New Mexico: Joins his twin brother Jake on the team ... he and his brother Jake are one of seven sets of twins in the FBS that play the same position ... a 2016-17 Lobo Scholar-Athlete ... a 2016-17 Mountain West Scholar-Athlete.

2016 (Sophomore Season): Saw action in seven games almost exclusively on special teams.

Junior College: Lettered for one season at Moorpark College ... only saw action in three games last season, but had eight tackles, 1.5 for loss and two pass break ups ... earned his Associate's in Social Behavioral Science.

High School: Lettered at Westlake High School and coach Jim Bankert ... was

Westlake's team MVP ... named First Team All-County and First Team All-League

Personal: Full name Kyle Eric Rothschilder ... Born March 8, 1995 ... parents are Curt and Debbie Rothschilder ... graduated in the Spring ... is 45 minutes older than Jake ... is working on his master's



50 TETON SALTES
OFFENSIVE LINE
6-5 * 270 * FR * RS
Albuquerque, N.M.
Valley HS



TETON SALTES DL
NEW MEXICO LOBOS

New Mexico: Talented local player who was highly recruited and has tremendous potential having only two years of organized football ... extremely well rounded individual who is self-taught in several musical instruments (guitar, piano and saxophone) ... spends each summer traveling to the Pine Ridge Indian Reservation in South Dakota to take part in the Ogala Lakota ceremony ... a 2016-17 Lobo Scholar-Athlete.

2016 (Freshman Season): Redshirted.

High School: Lettered at Valley High School and coach Enrico Marcelli ... also lettered in basketball and track

(100m, 200m, 400m, shot put and discus) ... named Second Team 6A All-State for defensive line ... won a state title in basketball as a sophomore

Personal: His parents are Fontaine Saltes and Laticia DeCory, and his stepdad is Eric Sampson ... his great uncle is former NBA star World B. Free ... has two brothers Eric and Adonis, and he has a sister, Felicia ... father played basketball at Weber State and mother played basketball at BYU and ran track at Utah State.



95 JASON SANDERS
KICKER
5-11 * 190 * SR * 3L
Orange, Calif.
Villa Park HS

New Mexico: One of the nation's strongest kickers ... a 2014 and 2015 Mountain West All-Academic selection ... a 2014-15 Lobo Scholar-Athlete ... owns the UNM record for consecutive extra points with 81 ... named to the Lou Groza Fall Watch List.

2016 (Junior Season): Has been perhaps the nation's best all-around kicker, going a perfect 59-for-59 on extra points and 11-for-12 on field goals, hitting his last eight in a row ... leads the nation in touchback percentage at 83.8% ... his 59 extra points easily broke the former UNM record of 49 ... also recorded three tackles on the season ... a two-time Mountain West Special Teams Player of the Week ... won the award after the season opener going 6-for-6 on extra



JASON SANDERS K
NEW MEXICO LOBOS

points, 2-for-2 on field goals and hitting eight of nine kickoffs for touchbacks ... also won the award after going 3-for-3 on field goals against Utah State, including a 40-yard with 1:06 left that was the difference in a 24-21 win ... against ULM hit all 10 of his kickoffs for touchbacks, and was 1-for-1 on field goals ... one of his eight extra points in that game was a 45-yarder after a couple of penalties ... hit his only field goal against Air Force, a 49-yarder ... despite

sub-freezing temperatures, drilled a 51-yard field goal against Colorado State.

2015 (Sophomore Season): Handled kickoff duties in all 13 games, and place-kicking in the first five ... went 22-for-22 on extra points including a Mountain West sophomore record 9-for-9 against Mississippi Valley State ... hit a 28-yard field goal in that game ... hit a 32-yard field goal against Arizona State and a 22-yarder against Wyoming ... was 7-for-7 on touchbacks against Wyoming ... had a stretch of the season where he had touchbacks on 25 of 29 kickoffs over a six-game stretch ... finished the year with eight touchbacks on nine kickoffs against Air Force, with the only non-touchback on a pooch kick ... his 63.9 yard average on kickoffs in eighth nationally, his 69.7 touchback percentage is seventh, and his total of 46 touchbacks is 12th.

2014 (Freshman Season): Handled kickoff duties for the Lobos in all 12 games this season ... finished the season with 62 kickoffs, while averaging 62.1 yards on kickoffs and recording 37 touchbacks ... also recorded four tackles during the season ... the average opponent starting yard-line was the defensive 24-yard line.

High School: The 2013 Century League Special Teams Player of the Year as a senior for Villa Park ... averaged 45.0 yards per punt on 26 attempts for the Spartans with a long of 74 yards and eight inside the 20 ... also converted 7 of 12 field goals with a long of 51 yards, and made 31 of 34 extra-point attempts ... kicked off 57 times and recorded 38 touchbacks ... Villa Park went 9-3 in 2013, earning a Century League co-championship and advancing to the quarterfinals of the California Interscholastic Federation Southern Section Southwest Division state championships ... was a first-team All-Century League and second-team All-State selection for the Spartans as a junior in 2012 ... that season, he punted 47 times for a 45.9-yard average, including one punt that went for a career-long 77-yards against Foothill on Oct. 5, 2012, and landed 20 inside the 20 yard-line ... made 8 of 15 field-goal attempts, including a long of 47 ... converted 43 of 46 extra-point attempts ... had 81 kickoff with 54 touchbacks ... Villa Park went 12-2 his junior year in high school, won the outright Century League championship and advanced to the CIFSS Southwest Division finals ... also played on the Villa Park boys soccer team in 2012, scoring 13 goals and adding six assists in 19 games...Recruited by Washington, Utah, Virginia Tech and Colorado.

Personal: Full name is Jason Thomas Sanders ... parents are Thomas and Teresa Sanders ... has three brothers, Matthew, Daniel and Andrew ... birthday is November 16, 1995 ... majoring in business and political science.

JASON SANDERS CAREER STATISTICS

Year	GP	XP-XPA	FG-FGA	Lg	Blk	KOs	Yards	Avg	TB	TB%	OB
2014	12	0-0	0-0	0	0	62	3851	62.1	37	59.7	1
2015	13	22-22	3-7	32	0	66	4215	63.9	46	69.7	1
2016	12	59-59	11-12	51	0	80	5128	64.1	67	83.8	1
Totals	37	81-81	14-19	51	0	208	13,194	63.4	150	72.1	3

Career Highs: Field Goals - 3 at Utah State 11/12/16; Attempts - 3 at Utah State 11/12/16; Long - 51 at Colorado State 11/19/16; Extra Points - 9 vs. Mississippi Valley State 9/5/15; Extra Point Attempts - 9 vs. Mississippi Valley State 9/5/15; Kickoffs - 10 vs. ULM 10/22/16, 10 vs. Mississippi Valley State 9/5/15; Touchbacks - 10 vs. ULM 10/22/16.

**26 JACOB SMITH****RUNNING BACK****5-11 *188 *FR *RS****Albuquerque, N.M.
Cibola HS**

JACOB SMITH RB
NEW MEXICO LOBOS

New Mexico: Walk-on that has practiced and played as both a running back and defensive back ... very shifty running back.

2016 (Freshman Season): Red-shirted.

High School: Lettered in football and track and field at Cibola High School ... was a receiver and defensive back in high school, catching 37 passes for 472 yards with five touchdowns ... did rush the ball 15 times for 46 yards and a touchdown ... recorded 46 tackles with a tackle for a loss, an interception, a forced fumble and a fumble recovery.

Personal: Full name is Jacob Evan-Phillip Smith ... mother is Erica Smith ... brother is Elijah ... birthday is January 9, 1998. majoring in business.

**71 KAMERON SMITH****OFFENSIVE LINE****6-7 *320 *FR *RS****Tacoma, Wash.
Lincoln HS**

KAMERON SMITH OL
NEW MEXICO LOBOS

New Mexico: Extremely tall lineman who already looks the part of a college offensive lineman

2016 (Freshman Season): Red-shirted.

High School: Lettered at Lincoln High School and coaches Jon Kitna and Masaki Matsumota ... also played for NFL quarterback Jon Kitna ... helped Lincoln go 21-2 over his junior and senior years while playing right tackle ... also lettered in track and field, where he competed in the shot put (45-3), discus (109-1) and the javelin (114-8)

Personal: Full name is Kameron Michael Smith ... his mother is Jennifer White ... has a sister, Samantha ... date of birth is January 18, 1998 ... majoring in biology.



87 ANU SOMOYE
WIDE RECEIVER
6-2 * 196 * 50 * 1L-RS
Houston, Texas
Alief Taylor HS

New Mexico: Two-way player in high school, he brings great athleticism to the squad.

2016 (Redshirt Freshman Season): Played in all 12 games, catching two passes for 37 yards and a touchdown ... had his first career catch against Rutgers, for 25 yards ... caught a touchdown of 12 yards against Boise State.

2015 (Freshman Season): Redshirted.

High School: Lettered in football at Alief Taylor High School for coach

Jody J.D. Jordan ... had a terrific senior campaign with a team leading 57 catches, over half of his teams' 102 completions ... those 57 catches went for 1,119 yards and 15 touchdowns ... had a long of 70 yards ... also rushed three times and scored a rushing touchdown ... caught 21 passes as a junior for 402 yards ... had a long of 65 yards and caught three touchdowns ... was a Houston Chronicle Top-100 selection ... named First Team All-Greater Houston.

Personal: His full name is Anuolowapo Ife-Oluwa Olumide Aremreyon Somoye ... his parents are Henry and Pat ... has two brothers, David and Tomi, and a sister Rachael ... birthday is December 22, 1996 ... majoring in business administration.



ANU SOMOYE WR
NEW MEXICO LOBOS

ANU SOMOYE CAREER STATISTICS

Year	GP	Rec	Yards	TD	Long	Att	Yards	TD	Long
2016	12	2	37	1	25	0	0	0	0
Totals	12	2	37	1	25	0	0	0	0

Career Highs: Receptions - 1 vs. Boise State 10/7/16; 1 at Rutgers 9/17/16; Yards - 25 at Rutgers 9/17/16; TDs - 1 vs. Boise State 10/7/16; Long - 25 at Rutgers 9/17/16.



12 STEVEN STEELE
SAFETY
5-11 * 194 * SR * 1L-RS
Rio Rancho, N.M.
Eastern New Mexico
Cleveland HS

New Mexico: Two-way player in high school, he brings great athleticism to the squad.

2016 (Redshirt Junior Season): Saw action on special teams in three games, including UNM's bowl win over UTSA.

2015 (Redshirt Sophomore Season): Redshirted as a transfer.

2014 (Redshirt Freshman Season): Played in nine games for Eastern New Mexico in Portales, recording six tackles, five of which were solo.

2013 (Freshman Season): Redshirted.

High School: Lettered in football at Cleveland High School for coach Heath Ridenour ... was a two-time first team all-state free safety and made First Team All-District 5A at the position ... also was selected first team all-metro on two occasions ... led New Mexico in interceptions in 2010 and 2011 seasons.

Personal: His full name is Steven Anthony Steele ... his parents are Randy and Rebecca ... has two brothers, Chris and Aaron ... birthday is December 5, 1994 ... majoring in liberal arts.



STEVEN STEELE DB
NEW MEXICO LOBOS



28 CAMERON THOMAS
WIDE RECEIVER
6-1 * 199 * FR * RS
Katy, Texas
Seven Lakes HS

New Mexico: Talented receiver who joined the Lobos from the talent rich Katy/San Antonio area.

2016 (Freshman Season): Redshirted.

High School: Lettered in football and baseball at Seven Lakes High School ... played running back for the most part in high school, but also saw time at quarterback ... rushed 68 times for 317 yards and a pair of touchdowns ... had a long rush of 49 yards ... also caught seven passes for 77 yards ... over his career he also completed 50% of his passes, going 37-for-74 for 396 yards, tossing three touchdowns ... was also a pitcher on the baseball team.



CAMERON THOMAS WR
NEW MEXICO LOBOS

Personal: Full name is Cameron Joshua Thomas ... majoring in business.

**45 EVAHELOTU TOHI****LINEBACKER****6-2 * 236 * JR * RS****Phoenix, Ariz.****Glendale CC****North Canyon HS****EVAHELOTU TOHI LB****NEW MEXICO LOBOS**

New Mexico: Rangy linebacker who ended up redshirting after an injury.

2016 (Junior Season): Saw action in just one game, making a tackle against New Mexico State before suffering a season ending injury.

Junior College: Played two seasons at Glendale Community College ... registered 119 tackles over 14 career games, including a sack, three interceptions and two forced fumbles ... was named First Team All-ACCAC and Second Team All-WSL.

High School: Lettered at North Canyon High School ... recorded 99 tackles, 51 solo, with a sack and two blocked kicks as a senior ... was named to the All-Section team as well as Defensive MVP.

Personal: Full name is Evahelotu Sese Tohi ... parents are Sese and Aniselisa Tohi ... has a brother Makahokoulu, and five sisters, Eniketi, Anitilose, Pouahi, Oliviamaire and Lavinia ... August 16, 1995 ... is majoring in liberal arts.

EVAHELOTU TOHI CAREER STATISTICS

Year	GP	UA	Asst	Tcks	TFLs-Yds	Sks-Yds	PBU	INT-Yds	FF	FR-Yds
2016	1	1	0	1	0.0-0	0.0-0	0	0-0	0	0-0
Totals	1	1	0	1	0.0-0	0.0-0	0	0-0	0	0-0

Career Highs: Tackles - 1 at New Mexico State 9/10/16.

**16 TEVAKA TUIOTI****QUARTERBACK****6-0 * 190 * FR * RS****La Mirada, Calif.****La Mirada HS****TEVAKA TUIOTI QB****NEW MEXICO LOBOS**

New Mexico: Talented do-everything player in high school ... moved into the No. 2 role in Spring Camp behind Lamar Jordan and impressed all with his throwing and running ability ... a 2016-17 Lobo Scholar-Athlete.

2016 (Freshman Season): Redshirted.

High School: Lettered at La Mirada High School and coach Mike Moschetti ... multi-threat option for La Mirada, playing quarterback, receiver and punter while serving as a kick returner and punt returner ... named Suburban League MVP ... was Named Daily News First Team All-Area and First Team All-CIF

Personal: Full name is Tevakatogia Salanoa-Tuioti ... parents are Faafoi and Jackie Tuioti ... has four brothers, Jacob, Juijan, Navy and Lawrence, and two sisters, Tuki and Hia ... birthday is August 21, 1998 majoring in general engineering.

**7 ANSELEM UMEH****WIDE RECEIVER****5-11 * 181 * FR * RS****Bellflower, Calif.****St. John Bosco HS****ANSELEM UMEH WR****NEW MEXICO LOBOS**

New Mexico: A top prep receiver with solid hands ... a 2016-17 Lobo Scholar-Athlete.

2016 (Freshman Season): Red-shirted.

High School: Lettered at St. John Bosco High School ... caught 28 passes as a senior for 540 yards and five touchdowns as a senior ... had a long of 49 yards as he averaged 19.3 yards per catch ... caught 29 passes as a junior for 536 yards and four touchdowns

Personal: Full name is Anselem C Umeh ... parents are Cyprian and Peace Umeh ... has a brother, Osborn, and three sisters, Nelly, Lovet and Joy ... birthday is December 12, 1997 ... majoring in nursing.



36 DORSETT VALDEZ
CORNERBACK
5-10 * 175 * JR * 150 RS
Albuquerque, N.M.
Central New Mexico JC
Volcano Vista HS

New Mexico: Two way player in high school who is a member of the defensive backfield with UNM.

2016 (Redshirt Sophomore Season): Did not see any game action.

2015 (Sophomore Season): Redshirted.

High School: Lettered in football at Volcano Vista ... was a stellar receiver, catches 26 passes for 406 yards and a touchdown ... also rushed for 94 yards and two touchdowns ... was Volcano Vista's kick returner as a senior, averaging 28.3 yards per return, returning a pair for scores, including a 95-yarder.

Personal: Full name is Dorsett MiCal Valdez ... parents are Michael Bess and Angela Valdez ... born on May 26, 1995 ... majoring in liberal arts.



DORSETT VALDEZ DB
NEW MEXICO LOBOS



31 THOMAS VIEIRA
WIDE RECEIVER
5-11 * 181 * SO * 150 RS
Albuquerque, N.M.
La Cueva HS

New Mexico: Walk-on receiver who has showed tremendous progress and exceptional hands.

2016 (Redshirt Freshman Season): Did not see any game action.

2015 (Freshman Season): Redshirted.

High School: Lettered in football at La Cueva ... was named Second Team All State as a linebacker in 2014 ... was named the NM Preps Combine Unclassman MVP in 2013.

Personal: Full name is Thomas Anthony Vieira ... parents are Walt and Laura Vieira ... has a sister Valerie ... birthday is June 23, 1997 ... majoring in liberal arts.



THOMAS VIEIRA WR
NEW MEXICO LOBOS



21 DAEVON VIGILANT
RUNNING BACK
5-7 * 182 * FR * RS
Downey, Calif.
Downey HS

New Mexico: Talented and quick running back who adds to UNM's stable of runners ... missed all of 2016 with an injury ... a 2016-17 Lobo Scholar-Athlete.

2015 (Freshman Season): Redshirted.

High School: Lettered at Downey High School for coach Jack Williams ... named Offensive MVP of the San Gabriel Valley League ... also named All-CIF and was named Second Team All-State ... named to the California Dream Team ... rushed for 1,201 yards in 10 games as a senior, a 120.1 yards per game average ... scored 13



DAEVON VIGILANT RB
NEW MEXICO LOBOS

rushing touchdowns and had five 100-yard games ... added eight catches for 156 yards ... as a junior, rushed for 1,873 yards in 14 games, a 133.8 yards per game average ... averaged 8.8 yards per carry as a junior and scored 12 touchdowns and he had 11 100-yard games ... also caught 12 passes for 193 yards.

Personal: Full name is Daevon Tristan Vigilant ... parents are Sherman Vigilant and Shawna Stevens ... has a brother, Donovan ... birthday is January 2, 1998 ... majoring in communications.



96 JOHNNY WILLIAMS

DEFENSIVE LINE

6-2 * 303 * SR * IL-RS

Hemet, Calif.

Mt. San Jacinto JC

West Valley HS



JOHNNY WILLIAMS DL

NEW MEXICO LOBOS

New Mexico: Late 2015 signee who joined the team late in camp ... was a tremendous help on the scout team in 2015 ... worked his way into the regular rotation.

2015 (Redshirt Junior Season): Played in 11 games, recording eight tackles, three for loss ... had a career-best two tackles against Colorado State ... had a tackle in six other games.

2015 (Junior Season): Redshirted.

High School: Lettered in football and basketball at West Valley

High School ... graduated in 2010 ... had 75 tackles as a senior with two fumble recoveries, a forced fumble and a blocked field goal.

Personal: Full name is Johnny Lee Williams III ... parents are Johnny II and Kim Williams ... has two brothers, Jimmy and Jeffrey ... birthday is February 20, 1992 ... majoring in liberal arts ... is an accomplished cook ... fought MMA for three years before returning to football.

JOHNNY WILLIAMS CAREER STATISTICS

Year	GP	UA	Asst	Tcks	TFLs-Yds	Sks-Yds	PBU	INT-Yds	FF	FR-Yds
2016	11	7	1	8	3.0-4	0.0-0	0	0-0	0	0-0
Totals	11	7	1	8	3.0-4	0.0-0	0	0-0	0	0-0

Career Highs: Tackles - 2 at Colorado State 11/19/16; TFLs - 1.0 at Colorado State 11/19/16, 1.0 at Hawai'i 10/29/16, 1.0 vs. ULM 10/22/16.

**8 WILLIE HOBODY****DB / 6-2 / 182 / 50 / JC****Garland, Texas | Coffeyville CC/North Garland HS**

Junior college transfer that will have 3 years of eligibility

JUNIOR COLLEGE

- Lettered at Coffeyville CC for coach Aaron Flores
- Named Second Team Kansas Jayhawk Community College All-Conference
- Had 44 tackles, 9 pass break-ups and 3 interceptions
- Picked off two passes, including one for a touchdown, against Hutchinson
- Chose the Lobos over UNLV, Arkansas State, Southern Miss, Texas State and Western Kentucky

HIGH SCHOOL

- Lettered at North Garland for coach Joe Castillo
- Was named Second Team All-District 11-5A both in 2012 and 2013
- Also lettered twice in track where he clocked the fourth-fastest 110-hurdle time in school history with a 15.19 and a triple jump of 42-11.5, seventh-best
- Regional qualifier in the 110 hurdles

PERSONAL

- Full name is Willie Thomas Hobdy, Jr.
- His parents Willie Hobdy and Loretta Prince
- Has four brothers, Joe, Jason, Brandon and Jaylan, and a sister, Laprinca
- His birthday is August 4, 1996
- Majoring in liberal arts

**3 D'ANGELO ROSS****CB / 5-8 / 175 / JR / JC****La Puente, Calif. | Fullerton JC/South Hills HS****JUNIOR COLLEGE**

- Lettered at Fullerton for Tim Byrnes
- Named First Team All SCFA National Division
- Recorded 45 tackles his sophomore season with 15 passes broken up and six interceptions.
- Returned two picks for touchdowns, and also scored on a two-point conversion
- Helped his team win the California JC Championship
- Chose the Lobos over Arkansas State

HIGH SCHOOL

- Lettered at South Hills for coach Albert Rodriguez
- Recorded 27 tackles as a senior
- Added 13 passes defended with three interceptions and a forced fumble
- Scored six offensive touchdowns, four receiving on 22 catches for 279 yards, and two rushing on 123 yards

PERSONAL

- Full name is D'Angelo Julius Skyler Ross
- His parents are Daniel and Wendy Ross
- Has two brothers, Eddie and D.J., and two sisters, Kymberlee and Tasha
- His birthday is October 29, 1996
- Wants to major in Business Management

**5 MICHAEL SEWELL, JR.****S / 6-1 / 193 / JR / JC****Palmdale, Calif. | L.A. Valley College/Highland HS****JUNIOR COLLEGE**

- Lettered at L.A. Valley College for coach Robert Tucker
- Recorded 28 tackles in 2016 with 20 solos
- Named Conference Defensive Player of the Year and was First Team All-State
- Named First Team All-Conference and team captain for a team that went 11-0
- Named All-American by California junior college coaches
- Named First Team All-Conference as a junior as well
- Had four passes broken up and four interceptions
- Scored two touchdowns, one on an interception and one on a blocked punt return
- Chose the Lobos over Cal, Fresno State, South Alabama, Arkansas State and North Texas.

HIGH SCHOOL

- Lettered at Highland for coach Troy Jackson
- Recorded at least 118 tackles in his varsity career, including two fumble recoveries
- Also played offense, scoring four touchdowns
- Named team captain as a senior

PERSONAL

- Full name is Michael Rendy Sewell, Jr.
- His parents are Michael Sewell and Demetris Pierson
- Has a brother Devonte, and a sister, Myla
- His birthday is September 7, 1996
- Majoring in liberal arts

**92 JERMAINE CONYERS****DL / 6-2 / 326 / JR / JC****Rossville, Ga. | Dodge City CC/Ridgeland HS****JUNIOR COLLEGE**

- Lettered and started for two years at Dodge City for coach Gary Thomas as a defensive end and defensive tackle
- Played in nine games, recording 41 tackles including 10.0 for losses of 28 yards
- Added 2.0 sacks, four quarterback hurries, a pass break-up and a blocked kick
- Had a tremendous game against Iowa Western with a career-high 11 tackles including 1.5 for loss and had a career-high three TFLs in a 7-3 win over Butler
- Named Second Team All-Conference
- Helped Dodge City win a conference championship in 2015
- Chose the Lobos over Toledo, Northern Illinois, Bowling Green and Southern Miss

HIGH SCHOOL

- Lettered and started for three years at Ridgeland HS for coach Mark Mariakis
- Originally signed with Indiana out of high school
- Suffered a broken leg during his senior season, but still recorded 25 tackles, two for a loss and a blocked kick
- Ran a 4.71 40 in high school

PERSONAL

- Full name is Jermaine Kane Conyers

- His parents are Laura Stewart and Tracy Wade
- Has two brothers, Jeremiah and Tracy, and three sisters, Kaylee, Kia and Jasmine
- His birthday is June 4, 1996
- Majoring in liberal arts

**29 JORDAN FLACK****LB / 6-3 / 220 / JR / JC****Newbury Park, Calif. | Moorpark JC/
Newbury Park HS****JUNIOR COLLEGE**

- Lettered at Moorpark College for coach Mike Stuart
- Played 10 games in 2016 and was fifth on the team

in tackles with 46

- Named First Team All-Conference and team Defensive MVP as a sophomore
- Named All-Conference and All-Academic as a freshman
- Led team with 14.5 tackles for a loss for 81 yards and 10 sacks for 64 yards
- Broke up two passes, forced two fumbles, recovered a fumble and picked off one pass which he returned 60 yards for a score
- Chose the Lobos over Colorado State, Hawaii, San Jose State, Ohio, and Bowling Green

HIGH SCHOOL

- Lettered at Newbury Park for coach Gary Fabricius
- Recorded 56 tackles over his final two seasons with 15.0 tackles for loss and scored two defensive touchdowns
- Also added 10.0 sacks for 75 yards, two interceptions, three fumble recoveries and five passes defended
- Scored three offensive touchdowns, catching 31 passes for 387 yards
- Named First Team All-Conference and 1st Team All-Ventura County as a junior and senior

PERSONAL

- Full name is Jordan Kenneth Flack
- His parents are Kenneth and Donna Flack
- Has two sisters, Karissa and Abria
- His birthday is July 12, 1996
- Majoring in liberal arts

**88 MARCUS WILLIAMS****TE / 6-3 / 207 / FR / HS****Rio Rancho, N.M. | Cleveland HS****NEW MEXICO**

- High school teammate of current Lobo Gabe Ortega
- Grayshirt who graduated high school in the Spring of 2016

HIGH SCHOOL

- Lettered at Cleveland High School for coach Heath Ridenour
- Caught a team-best 56 passes for a team-high 967 yards and 13 touchdowns as a senior
- Recorded 55 tackles as a defensive back with six interceptions for 142 yards
- Caught a team-best 35 passes for a team-high 639 yards and nine touchdowns as a junior
- Recorded 39 tackles as a defensive back with 4.0 tackles for loss with two interceptions
- Started for the 2015 New Mexico State Champions

PERSONAL

- Full name is Marcus Nathaniel Williams
- Parents are Michael and Diedra Williams
- Has a brother, Michael, and a sister, Courtney
- His birthday is March 25, 1998
- Majoring in business management

**11 COLTIN GERHART****QB/RB / 6-0 / 205 / JR / TR**
Murrieta, Calif. | Arizona State/Vista HS

Graduate Transfer that is immediately eligible with 2 years of eligibility remaining

ARIZONA STATE

- Lettered at Arizona State for two seasons for coach Todd Graham
- Saw action in seven games in 2016 and also played in four games in 2015
- Also played baseball for the seasons at Arizona State, serving as an outfielder

HIGH SCHOOL

- Lettered at Vista Murrieta HS for coach Cooley Candaele
- Nearly amassed 4,500 passing yards and 3,500 rushing yards over four years on varsity
- Posted 3,151 yards of total offense as a senior with 1,418 rushing yards with 25 scores on 140 carries (10.1 avg.) averaging 101.3 rushing yards per game
- Rated the No. 41 dual-threat quarterback by ESPN and the No. 43 quarterback by Scout.com
- Recruited by Stanford, Cal, Vanderbilt, Nebraska, Oklahoma, Colorado, BYU, Boise State, Fresno State, Hawaii, and Iowa State

PERSONAL

- Full name is Coltin Roq Brodrick Gerhart
- His parents are Todd and Lori Gerhart
- Has two brothers, Toby and Garth, and three sisters, Teagan, Whitley and Kelsey
- Brother Toby was the 2009 Doak Walker Award winner at Stanford and was the runner-up for the 2009 Heisman Trophy
- Plans to go to medical school after completing his master's in sports management

**97 LON HAMPTON****LS / 6-1 / 231 / JR / JC****Zena, Okla. | Northeastern Oklahoma
A&M College/Grove HS****JUNIOR COLLEGE**

- Lettered at Northeastern Oklahoma A&M College for coach Clay Patterson

- Served as a long snapper for two seasons on both punts and field goals
- Named All-Southwest Conference
- Chose the Lobos over Kansas, ULM and New Mexico State

HIGH SCHOOL

- Lettered at Grove HS for coach Dennis Millican
- Named All-District, All-Conference and All-State as a senior
- Served as Team Captain and was Team MVP

PERSONAL

- Full name is Lon Case Hampton
- His parents are David and Kim Hampton
- Has a brother, Ben and a sister, Kellea
- His birthday is June 7, 1996
- Majoring in liberal arts

**66 DYLAN WEAVER**

OL / 6-6 / 300 / FR / HS
Farmington, N.M. | Piedra Vista HS

HIGH SCHOOL

- Lettered at Piedra Vista for coach Jared Howell
- Missed much of his 2016 season due to an injury
- Was named First Team All-State as an offensive

lineman as a junior

- Chose the Lobos over Texas Tech

PERSONAL

- Full name is Dylan Scott Weaver
- His parents are Gary and Sarah Weaver
- Has a brother, Wyatt
- His birthday is April 26, 1999
- Majoring in liberal arts

**9 BRYSON CARROLL**

QB / 5-6 / 183 / FR / HS
San Antonio, Texas | Roosevelt HS

HIGH SCHOOL

- Lettered at Roosevelt for coach Matt Carroll
- Blistering fast quarterback with 4.4 speed who rushed for 2,417 as a junior and a senior

- In 2015 vs Lee HS, rushed for 351 yards and 8 TDs, also passed for 218 yards and 2 TDs
- Also runs track, where he ran a 10.4 in the 100-meter as a junior
- Lettered a total of 3 times in football and 4 times in track
- A 4.0 student at Roosevelt, graduating Summa Cum Laude
- Named District 26 6A offensive MVP as a senior
- Named First Team All-District as a junior
- Named to Dave Campbell's Subway Super Team
- Named First Team Utility Player
- Chose the Lobos over Tulane, Southern Miss, Bowling Green, Army, Navy and Air Force

PERSONAL

- Full name is Bryson Matthew Carroll
- His parents are Matt and Dawn Carroll, and has a brother, Brennan
- His birthday is May 17, 1999
- Wants to major in Education

**86 DANIEL PEABODY**

TE / 6-2 / 213 / FR / HS
Tucson, Ariz. | Ironwood Ridge HS

HIGH SCHOOL

- Lettered three times at Ironwood Ridge for coach Matt Johnson
- Named All-State by the Arizona Football Coaches

Association in 2016 as well as All-Section in 2016

- Caught 42 passes for 794 yards and eight touchdowns over his final two seasons
- Also rushed for 302 yards and four touchdowns, and recorded 61 tackles on defense with two fumble recoveries and three forced fumbles
- Also lettered in wrestling and track and field during his high school career
- Chose the Lobos over San Jose State and Army

PERSONAL

- Full name is Daniel Guy Peabody
- His parents are Guy and Susan Peabody
- His birthday is February 20, 1999
- Majoring in exercise science

**17 NICO BOLDEN**

DB / 6-3 / 199 / FR / HS
Woodbury, Minn. | Woodbury HS

HIGH SCHOOL

- Lettered three times at Woodbury High School for coach Andy Hill
- Listed as the No. 4 recruit out of Minnesota in 2016

by 247sports.com

- In 2016, recorded 40 tackles, 2 interceptions, 131 yards receiving and 1 TD, 9 kickoff returns for 312 yards and 2 TDs and 6 punt returns for 106 yards
- In 2015, recorded 43 tackles, 2 interceptions and 1 forced fumble
- Named Suburban Eastern Conference Defensive Player of the Year and 1st Team All-State as a senior
- Named two-time All-District
- Named to the All-Combine Team at the 2016 US Army National Combine
- Also lettered twice in track
- Chose the Lobos over Vanderbilt, Syracuse, Washington State, Wyoming and Buffalo

PERSONAL

- His parents are Darryl Thomas Bolden and Angel Christina Rodriguez
- Has two brothers, Tim and Caleb, and a sister, Ryan
- His birthday is October 15, 1998
- Wants to major in Business and Sports Management



23 MARCUS HAYES
DB / 6-0 / 192 / FR / HS
 Rockford, Ill. | Rockford East HS

HIGH SCHOOL

- Lettered at Rockford East for coach Gary Griffin
- Recorded 85 tackles as a senior with 4.0 tackles for a loss and five interceptions,

adding three passes defended, three forced fumbles and a fumble recovery

- Overall he recorded eight interceptions over his varsity career, and he added four

punt return touchdowns

- Also played on offense, where he scored 28 offensive touchdowns in three seasons,

including 12 receiving as a junior when as caught 37 passes for 725 yards

- Named All-State and All-Conference as a junior and senior
- Chose the Lobos over Western Michigan, Central Michigan and Buffalo

PERSONAL

- Full name is Marcus Anothony Hayes
- His mother is Jill Sullivan
- His birthday is May 8, 1999
- Majoring in business



54 LANGSTON MURRAY
DL / 6-2 / 335 / FR / HS
 Logansport, La. | Logansport HS

HIGH SCHOOL

- Lettered and started for three years at Logansport for coach Kevin McGee
- Named First Team All-State and First Team All-District

trict

- Helped Logansport to the Class 1A Louisiana State Championship in 2016, played in the Mercedes-Benz Superdome

- As a junior recorded 92 total tackles, 36 tackles for a loss and 7 sacks
- Played on both sides of the line
- Rushed for 40 yards as a Wildcat QB in the quarterfinal game of his senior year
- Chose the Lobos over ULM and TCU

PERSONAL

- Full name is Langston LaClark Murray
- His mother is Jamecia Murray and his grandmother is Patricia Murray
- His birthday is April 20, 1999
- Majoring in business



52 AARON BLACKWELL
DL / 6-3 / 298 / SO / JC
 Peoria, Ariz. | Mesa CC/Liberty HS

Junior college transfer that will have 3 years of eligibility

JUNIOR COLLEGE

- Lettered at Mesa Community College for coach

Ryan Felker

- Played in 11 games for Mesa CC, registering 42 tackles, including 29 solos
- Recorded 6.5 sacks for 39 yards and 11.0 tackles for loss, one forced fumble

and two

fumble recoveries

- Signed with Weber State out of high school before transferring to Mesa

HIGH SCHOOL

- Lettered at Liberty High School for coach Dan Filimen
- Named All-West Valley Defensive Player of the Year
- Named American Family Insurance All-USA Arizona football team and First Team AFI All-Arizona Division II
- Named First Team All-State by Arizona Football Coaches Association
- Named MaxPreps Second Team All-American for medium schools in 2014
- Was also named First Team All-West Valley as a defensive lineman

PERSONAL

- Full name is Aaron Nicholas Blackwell
- His parents are Randy and Myra Blackwell, brothers are Sam and Morgan
- His birthday is July 5, 1997
- Wants to major in Business or Digital Media



26 SITIVENI TAMAIVENA
LB / 6-1 / 230 / JR / JC
 Renton, Wa. | Mt. San Antonio College/Juanita HS

JUNIOR COLLEGE

- Lettered at Mt. San Antonio College for coach Bob Jabstrab
- Recorded 142 tackles and 17 sacks during his JC

career

- Named First Team All-American by California's community college coaches as a freshman
- Named First Team All-State as a sophomore
- Helped a defense that averaged 15.6 points allowed per game achieve an 8-3 record and a Golden State Bowl win over College of the Canyons
- Chose the Lobos over Texas A&M, Oregon State, Washington State, San Jose State and Utah State

HIGH SCHOOL

- Lettered at Juanita HS in Kirkland, WA for coach Sean Parentolla
- Named All-King County and All-Conference as a senior

PERSONAL

- His parents are Levi and Sera Tamaivena
- Has a brother, Suliasi, and three sisters, Finau, Maggie and Filly
- Father, Levi, played for Fiji National Rugby Team (1991-99)
- His birthday is June 20, 1993
- Majoring in criminology



13 JALIN BURRELL
DB / 6-0 / 195 / JR / JC
 Riverside, Calif. | Moorpark JC/Patriot HS

JUNIOR COLLEGE

- Lettered at Moorpark Junior College for coach Mike Stuart

- Played free safety, cornerback, wide receiver, punt returner and kick returner
- Named First Team All-Conference defensive back as a sophomore
- Named Second Team All-Conference all-purpose as a freshman
- As a sophomore he recorded 48 tackles, which was second on the team.

- Led team with seven pass break-ups, and also added two interceptions, four tackles for loss, a forced fumble and a fumble recovery
- Chose the Lobos over Colorado, Tulsa, Iowa State, Arkansas State, Louisiana Tech, UL-Lafayette, Alabama and Cal.

HIGH SCHOOL

- Lettered at Patriot High School for coach Chris Fowler
- Recorded 79 tackles over his last two seasons, along with a forced fumble, a fumble recovery, an interception and a blocked field goal
- Also played on offense, rushing for 1,163 yards of those two season and catching 59 passes for 714 yards
- Scored 20 touchdowns in his career and added three two-point conversions
- Named First Team All-Conference and All-County as a junior and senior

PERSONAL

- Full name is Jalin Danté Burrell
- His mother is Patricia Ann Tyler, and has a sister, Ariana
- His birthday is September 20, 1996
- Majoring in liberal arts

**10 ZAHNEER SHULER****RB / 6-1 / 235 / JR / JC****Woodbridge, N.J. | Lackawanna College/Woodbridge HS****JUNIOR COLLEGE**

- Lettered at Lackawanna College for coach Mark Duda, as Lackawanna went 8-2 his freshman season and 10-1 his sophomore season

- As a sophomore, rushed for 306 yards and seven touchdowns on 62 rushes
- Also added 14 receptions for 220 yards and three touchdowns, and even went 2-for-2 passing
- As a freshman, rushed for 115 yards on 15 rushes
- Also added two receptions for 36 yards

HIGH SCHOOL

- Lettered at Woodbridge High School in both football and basketball
- Played running back, wide receiver, quarterback and defensive back
- Earned Second Team All-Conference

PERSONAL

- Full name is Zahneer Daquan Shuler
- Has a brother, Ahmad, and a sister, Zanaida
- Birthday is June 21, 1997
- His cousin Miles played at Rutgers and Northwestern and went on to play with the Carolina Panthers
- Majoring in liberal arts

**54 RADSON JANG****OL / 6-2 / 265 / FR / HS****Honolulu, Haw. | Kamehameha HS**

- Spent time at Army Prep after attending Kamehameha High School in Honolulu

HIGH SCHOOL

- Lettered at Kamehameha High School for coach Doug Cosby
- Was named First Team All-ILH as a senior center
- Was named Second Team All-State by the Honolulu Advertiser

PERSONAL

- Full name is Radson Yu Sung Jang
- Majoring in physical education

**79 CHRIS ESTRELLA****OL / 6-5 / 288 / SO / JC****San Jacinto, Calif. | Mt. San Jacinto JC/San Jacinto HS****JUNIOR COLLEGE**

- Lettered at Mt. San Jacinto Junior College for coach Casey Mazzotta

- Played for one season, starting on the offensive line

HIGH SCHOOL

- Lettered at San Jacinto High School for coach Aric Galliano
- Was named First Team all-conference as a senior
- Also named First Team all-league both as a junior and as a senior

PERSONAL

- His parents are Silvestre and Maria Estrella
- Has two brothers, Bryan and Silvestre, Jr., and three sisters, Denise, Jasmine and Elizabeth
- Birthday is June 22, 1998
- Majoring in business

**46 BRANDON SHOOK****LB / 6-2 / 230 / SO / JC****Simi Valley, Calif. | College of the Canyons/Westlake HS****JUNIOR COLLEGE**

- Lettered for one season at College of the Canyons for coach Ted Iacenda

- Played linebacker, seeing action in all 11 games for the 5-6 Cougars
- Recorded 32 tackles, good for a tie for eighth on the team
- Had 8.5 tackles for losses totaling 31 yards, 5.0 sacks for 23 yards, two passes broken up, a fumble recovery and a blocked kick
- Recovered a blocked punt for a 16-yard touchdown

HIGH SCHOOL

- Lettered at Westlake High School for coach Tony Henney
- A two-time All-CIF performer
- Recorded 102 tackles as a senior with 21.0 tackles for loss
- Also added 13.0 sacks, one pass broken up, two forced fumbles and a blocked punt
- Recorded 70 tackles as a junior with 5.0 tackles for loss
- Added 4.0 sacks, two forced fumbles and two fumble recoveries

PERSONAL

- His full name Brandon Alan Shook
- His parents are Alan and Christa Shook
- Has two brothers, Tyler and Trevor
- Birthday is December 14, 1997
- Majoring in criminology

MARKEL BYRD 1995-2015

Markel Byrd, a sophomore safety from San Diego, California, was tragically killed in a single car accident near Gallup, New Mexico on Tuesday, December 22, 2015. Byrd was driving home for the holidays with his girlfriend when their car suffered a blowout on I-40.

"This is an absolute tragedy. Markel Byrd was an outstanding person and student-athlete and we will miss him," said Head Coach Bob Davie. "I was with the family late Tuesday night and obviously they are devastated. Our thoughts and prayers go to them. Markel will forever be a member of our family."

Byrd redshirted in 2013 and played safety for two years, recording 91 career tackles, four interceptions, four passes broken up, two tackles for loss, a sack and a forced fumble. In 2015 he tied for the team lead in interceptions with three, and he was eighth on the team with 44 tackles.

At Byrd's memorial service, Coach Davie announced that both Byrd's number 22, as well as the number 1, would not be worn in 2016 and 2017, which would have been Markel's junior and senior season. In May of 2016, Byrd was awarded with his degree in liberal arts from UNM.



Date	Opponent		Score	Overall	Conference	Time	Attend
Sep 01, 2016	SOUTH DAKOTA	W	48-21	1-0	0-0	2:56	20221
Sep 10, 2016	at New Mexico State	L	31-32	1-1	0-0	3:24	17852
Sep 17, 2016	at Rutgers	L	28-37	1-2	0-0	3:36	39680
* Oct 01, 2016	SAN JOSE STATE	W	48-41	2-2	1-0	3:17	19852
* Oct 07, 2016	#19 BOISE STATE	L	21-49	2-3	1-1	3:32	20090
* Oct 15, 2016	vs Air Force	W	45-40	3-3	2-1	3:44	18756
Oct 22, 2016	ULM	W	59-17	4-3	2-1	3:10	18099
* Oct 29, 2016	at Hawai'i	W	28-21	5-3	3-1	3:09	23964
* Nov 05, 2016	NEVADA	W	35-26	6-3	4-1	2:55	17290
* Nov 12, 2016	at Utah State	W	24-21	7-3	5-1	3:22	15212
* Nov 19, 2016	at Colorado State	L	31-49	7-4	5-2	3:27	29133
* Nov 26, 2016	WYOMING	W	56-35	8-4	6-2	3:23	16698
Dec 17, 2016	UTSA	W	23-20	9-4	6-2	3:15	29688

Team Statistics

	NM	OPP
SCORING	477	409
Points Per Game	36.7	31.5
Points Off Turnovers	55	58
FIRST DOWNS	271	254
Rushing	200	107
Passing	60	121
Penalty	11	26
RUSHING YARDAGE	4550	2242
Yards gained rushing	4794	2531
Yards lost rushing	244	289
Rushing Attempts	688	471
Average Per Rush	6.6	4.8
Average Per Game	350.0	172.5
TDs Rushing	48	29
PASSING YARDAGE	1389	2890
Comp-Att-Int	96-179-6	201-345-8
Average Per Pass	7.8	8.4
Average Per Catch	14.5	14.4
Average Per Game	106.8	222.3
TDs Passing	11	24
TOTAL OFFENSE	5939	5132
Total Plays	867	816
Average Per Play	6.9	6.3
Average Per Game	456.8	394.8
KICK RETURNS: #-Yards	38-864	13-307
PUNT RETURNS: #-Yards	22-150	24-204
INT RETURNS: #-Yards	8-86	6-16
KICK RETURN AVERAGE	22.7	23.6
PUNT RETURN AVERAGE	6.8	8.5
INT RETURN AVERAGE	10.8	2.7
FUMBLES-LOST	17-8	12-5
PENALTIES-Yards	82-737	61-544
Average Per Game	56.7	41.8
PUNTS-Yards	54-2239	59-2636
Average Per Punt	41.5	44.7
Net punt average	35.8	40.8
KICKOFFS-Yards	84-5381	75-4447
Average Per Kick	64.1	59.3
Net kick average	39.9	36.8
TIME OF POSSESSION/Game	33:55	26:05
3RD-DOWN Conversions	79/172	63/159
3rd-Down Pct	46%	40%
4TH-DOWN Conversions	16/22	9/16
4th-Down Pct	73%	56%
SACKS BY-Yards	27-169	12-71
MISC YARDS	0	0
TOUCHDOWNS SCORED	63	54
FIELD GOALS-ATTEMPTS	12-13	12-14
ON-SIDE KICKS	0-2	0-2
RED-ZONE SCORES	(42-47) 89%	(40-45) 89%
RED-ZONE TOUCHDOWNS	(35-47) 74%	(32-45) 71%
PAT-ATTEMPTS	(61-62) 98%	(49-52) 94%
ATTENDANCE	141938	125841
Games/Avg Per Game	7/20277	5/25168
Neutral Site Games		1/18756

Score by Quarters

	1st	2nd	3rd	4th	OT	Total
New Mexico	168	102	106	101	0	477
Opponents	92	140	73	104	0	409

Rushing	gp	att	gain	loss	net	avg	td	lg	avg/g
GIPSON, Teriyon	11	145	1283	14	1269	8.8	13	84	115.4
OWENS, Tyrone	12	137	1109	12	1097	8.0	7	83	91.4
JORDAN, Lamar	12	114	849	110	739	6.5	3	53	61.6
McQUARLEY, Richard	13	143	671	15	656	4.6	18	53	50.5
CHESTNUT, Daryl	13	57	270	15	255	4.5	2	23	19.6
WOODHOUSE, Diquon	12	27	235	3	232	8.6	2	60	19.3
APODACA, Austin	10	31	233	52	181	5.8	2	29	18.1
LAWSON, JuJuan	3	12	68	1	67	5.6	1	16	22.3
JONES, Jahvon	4	6	38	1	37	6.2	0	11	9.2
GAMBLIN, Dameon	13	6	27	7	20	3.3	0	14	1.5
DRENNAN, Q'	13	1	10	0	10	10.0	0	10	0.8
HARRIS, Emmanuel	13	1	1	0	1	1.0	0	1	0.1
TEAM	13	8	0	14	-14	-1.8	0	0	-1.1
Total	13	688	4794	244	4550	6.6	48	84	350.0
Opponents	13	471	2531	289	2242	4.8	29	80	172.5

Passing	gp	effic	comp-att-int	pct	yds	td	lg	avg/g
APODACA, Austin	10	122.89	53-98-2	54.1	654	5	62	65.4
JORDAN, Lamar	12	145.34	40-75-4	53.3	681	6	49	56.8
LAWSON, JuJuan	3	150.72	3-5-0	60.0	54	0	26	18.0
TEAM	13	0.00	0-1-0	0.0	0	0	0	0.0
Total	13	132.39	96-179-6	53.6	1389	11	62	106.8
Opponents	13	146.94	201-345-8	58.3	2890	24	75	222.3

Receiving	gp	no.	yds	avg	td	lg	avg/g
GAMBLIN, Dameon	13	23	254	11.0	3	34	19.5
REED, Patrick	13	14	237	16.9	1	45	18.2
DRENNAN, Q'	13	11	284	25.8	3	49	21.8
QUARELLS, Matt	13	11	180	16.4	1	62	13.8
GIPSON, Teriyon	11	9	80	8.9	1	18	7.3
OWENS, Tyrone	12	7	54	7.7	0	23	4.5
HARRIS, Emmanuel	13	6	82	13.7	1	44	6.3
McQUARLEY, Richard	13	5	94	18.8	0	30	7.2
DAVIS, Chris	13	4	53	13.2	0	26	4.1
SOMOYE, Anu	13	2	37	18.5	1	25	2.8
GAUTSCHE, Cole	12	2	14	7.0	0	8	1.2
CHESTNUT, Daryl	13	1	14	14.0	0	14	1.1
WALSH, Michael	12	1	6	6.0	0	6	0.5
Total	13	96	1389	14.5	11	62	106.8
Opponents	13	201	2890	14.4	24	75	222.3

Punt Returns	no.	yds	avg	td	lg
DAVIS, Chris	22	150	6.8	0	34
Total	22	150	6.8	0	34
Opponents	24	204	8.5	1	69

Interceptions	no.	yds	avg	td	lg
OCASIO, Austin	2	40	20.0	1	37
SANTOS, Ryan	2	6	3.0	0	6
COX, Dakota	1	0	0.0	0	0
BOATRIGHT, Jadon	1	40	40.0	1	40
ROTHSCHILLER, Jake	1	0	0.0	0	0
CROSBY, Lee	1	0	0.0	0	0
Total	8	86	10.8	2	40
Opponents	6	16	2.7	0	8

Kick Returns	no.	yds	avg	td	lg
LILLY, Elijah	19	521	27.4	1	93
CHESTNUT, Daryl	8	157	19.6	0	32
GIPSON, Teriyon	5	127	25.4	0	56
HARRIS, Emmanuel	2	32	16.0	0	16
McQUARLEY, Richard	2	7	3.5	0	9
SOMOYE, Anu	1	3	3.0	0	3
QUARELLS, Matt	1	17	17.0	0	17
Total	38	864	22.7	1	93
Opponents	13	307	23.6	0	38

Fumble Returns	no.	yds	avg	td	lg
CROSBY, Lee	1	46	46.0	1	46
Total	1	46	46.0	1	46
Opponents	3	19	6.3	0	13

Scoring	td	fg	PAT				dxp	saf	pts
			kick	rush	rcv	pass			
McQUARLEY, Richard	18	-	-	1-1	-	-	-	-	110
SANDERS, Jason	-	12-13	61-62	-	-	-	-	-	97
GIPSON, Teriyon	14	-	-	-	-	-	-	-	84
OWENS, Tyrone	7	-	-	-	-	-	-	-	42
GAMBLIN, Dameon	3	-	-	-	-	-	-	-	18
DRENNAN, Q'	3	-	-	-	-	-	-	-	18
JORDAN, Lamar	3	-	-	-	-	-	-	-	18
CHESTNUT, Daryl	2	-	-	-	-	-	-	-	12
WOODHOUSE, Diquon	2	-	-	-	-	-	-	-	12
APODACA, Austin	2	-	-	-	-	-	-	-	12
LILLY, Elijah	1	-	-	-	-	-	-	-	6
LAWSON, JuJuan	1	-	-	-	-	-	-	-	6
REED, Patrick	1	-	-	-	-	-	-	-	6
BOATRIGHT, Jadon	1	-	-	-	-	-	-	-	6
OCASIO, Austin	1	-	-	-	-	-	-	-	6
QUARELLS, Matt	1	-	-	-	-	-	-	-	6
SOMOYE, Anu	1	-	-	-	-	-	-	-	6
HARRIS, Emmanuel	1	-	-	-	-	-	-	-	6
CROSBY, Lee	1	-	-	-	-	-	-	-	6
Total	63	12-13	61-62	1-1	-	-	-	-	477
Opponents	54	12-14	49-52	-	-	0-2	-	-	409

Total Offense	g	plays	rush	pass	total	avg/g
JORDAN, Lamar	12	189	739	681	1420	118.3
GIPSON, Teriyon	11	145	1269	0	1269	115.4
OWENS, Tyrone	12	137	1097	0	1097	91.4
APODACA, Austin	10	129	181	654	835	83.5
McQUARLEY, Richard	13	143	656	0	656	50.5
CHESTNUT, Daryl	13	57	255	0	255	19.6
WOODHOUSE, Diquon	12	27	232	0	232	19.3
LAWSON, JuJuan	3	17	67	54	121	40.3
JONES, Jahvon	4	6	37	0	37	9.2
GAMBLIN, Dameon	13	6	20	0	20	1.5
DRENNAN, Q'	13	1	10	0	10	0.8
HARRIS, Emmanuel	13	1	1	0	1	0.1
TEAM	13	9	-14	0	-14	-1.1
Total	13	867	4550	1389	5939	456.8
Opponents	13	816	2242	2890	5132	394.8

Field Goals	fg	pct.	01-19	20-29	30-39	40-49	50-99	lg	blk
SANDERS, Jason	12-13	92.3	0-0	2-2	4-5	4-4	2-2	52	0

FG Sequence	New Mexico	Opponents
South Dakota	(27),(22)	-
New Mexico State	(41)	(45),(41),(37),(30)
Rutgers	32	(41),(33),(28)
San Jose State	(45),(35)	29
Boise State	-	-
Air Force	(49)	(48),(37)
ULM	(36)	(33)
Hawai'i	-	-
Nevada	-	47
Utah State	(36),(37),(40)	-
Colorado State	(51)	-
Wyoming	-	-
UTSA	(52)	(27),(28)

Punting	no.	yds	avg	lg	tb	fc	i20	50+	blk
BOJORQUEZ, Corey	49	2067	42.2	80	4	13	13	12	0
GENTRY, Sam	5	172	34.4	43	1	1	0	0	0
Total	54	2239	41.5	80	5	14	13	12	0
Opponents	59	2636	44.7	66	4	17	20	20	0

Kickoffs	no.	yds	avg	tb	ob	retn	net	ydln
SANDERS, Jason	84	5381	64.1	69	1			
Total	84	5381	64.1	69	1	23.6	39.9	25
Opponents	75	4447	59.3	33	2	22.7	36.8	28

Numbers in (parentheses) indicate field goal was made.

2016 Year in Review

All Purpose	g	rush	rcv	pr	kr	ir	total	avg/g
GIPSON, Teriyo	11	1269	80	0	127	0	1476	134.2
OWENS, Tyrone	12	1097	54	0	0	0	1151	95.9
McQUARLEY, R	13	656	94	0	7	0	757	58.2
JORDAN, Lamar	12	739	0	0	0	0	739	61.6
LILLY, Elijah	9	0	0	0	521	0	521	57.9
CHESTNUT, Da	13	255	14	0	157	0	426	32.8
DRENNAN, Q'	13	10	284	0	0	0	294	22.6
GAMBLIN, Dam	13	20	254	0	0	0	274	21.1
REED, Patrick	13	0	237	0	0	0	237	18.2
WOODHOUSE,	12	232	0	0	0	0	232	19.3
DAVIS, Chris	13	0	53	150	0	0	203	15.6
QUARELLS, Ma	13	0	180	0	17	0	197	15.2
APODACA, Aust	10	181	0	0	0	0	181	18.1
HARRIS, Emma	13	1	82	0	32	0	115	8.8
LAWSON, JuJu	3	67	0	0	0	0	67	22.3
BOATRIGHT, Ja	9	0	0	0	0	40	40	4.4
SOMOYE, Anu	13	0	37	0	3	0	40	3.1
OCASIO, Austin	13	0	0	0	0	40	40	3.1
JONES, Jahvon	4	37	0	0	0	0	37	9.2
GAUTSCHE, Co	12	0	14	0	0	0	14	1.2
WALSH, Michae	12	0	6	0	0	0	6	0.5
SANTOS, Ryan	12	0	0	0	0	6	6	0.5
TEAM	13	-14	0	0	0	0	-14	-1.1
Total	13	4550	1389	150	864	86	7039	541.5
Opponents	13	2242	2890	204	307	16	5659	435.3

#	Defensive Leaders	gp	Tackles			tfl/yds	Sacks no-yds	Pass defense			Fumbles		blkd	
			ua	a	tot			int-yds	brup	qbh	rcv-yds	ff	kick	saf
49	COX, Dakota	12	51	40	91	6.5-25	2.0-14	1-0	2	.	.	1	.	.
1H	HENRY, Daniel	13	42	23	65	2.5-6	.	.	6	.	.	2	.	.
91	D'AVANZO, Nik	13	32	29	61	9.0-47	5.0-35	.	1	3	1-0	.	1	.
2C	CARSON, Kimmie	12	26	32	58	7.5-24	1.0-4	.	2	2
1S	SANTOS, Ryan	12	32	23	55	1.5-2	.	2-6	2	2	.	.	1	.
3M	MARTIN, Nias	13	42	9	51	3.5-5	.	.	11
54	WHITE, Donnie	13	20	26	46	5.5-29	3.5-23	.	2	2
5C	CROSBY, Lee	13	21	12	33	1.0-2	.	1-0	3	.	1-46	.	.	.
58	DANIELS, Maurice	13	21	10	31	6.5-34	4.5-28	.	2	5
47	OCASIO, Austin	13	18	13	31	3.0-4	.	2-40	1
95	HUGHES, Garrett	13	12	16	28	7.5-45	6.5-43	.	.	1
11	BOATRIGHT, Jadon	9	22	5	27	0.5-1	.	1-40	2
2R	ROTHSCHILLER, Jake	13	17	10	27	2.0-6	.	1-0	2
3H	HART, Alex	13	17	9	26	4.0-8	1.0-1	.	1	.	1-0	1	.	.
98	OKONKWO, Kene	13	6	17	23	0.5-2	0.5-2
1G	GIRGLE, Jacob	13	12	7	19	1.0-2
53	BAKER, Cody	13	3	13	16	1.0-2	.	.	1
4	BROWN, Isaiah	10	11	1	12	1.0-4	.	.	4
92	UDEH, William	12	5	7	12	1.5-2	1.0-1
9B	BARNWELL Jr.,Stanle	13	8	2	10	1.0-1	.	.	1
96	WILLIAMS, Johnny	12	7	2	9	3.0-4
27	PARKER, Bijon	13	5	1	6	1-0	.	.	.
99	TIMMONS, Taylor	13	1	4	5	1.0-4	0.5-3
6	WOODHOUSE, Diquo	12	4	.	4
26	MACKEY, Marquez	6	3	1	4
1R	RUSO, John	7	2	1	3
9S	SANDERS, Jason	13	2	1	3
87	SOMOYE, Anu	13	1	2	3
57	POWELL, Everett	13	1	1	2	0.5-1	0.5-1	.	.	2
50	LEWIS, Chris	12	1	.	1
90	SIMMONS, Ewing	3	1	.	1	1.0-1
30	BOJORQUEZ, Corey	13	1	.	1
46	WALSH, Michael	12	.	1	1
8	GAUTSCHE, Cole	12	1	.	1
15	HARRIS, Emmanuel	13	.	1	1
19	QUARELLS, Matt	13	1	.	1
5	REED, Patrick	13	1	.	1
7M	MANLY, Blair	3	.	1	1
9	DRENNAN, Q'	13	1	.	1
45	TOHI, Evahelotu	1	1	.	1
TM	TEAM	13	1	.	1	1.0-14	1.0-14
97	ROMERO, Steven	13	1-0	.	.	.
Total		13	453	320	773	73-275	27-169	8-86	43	17	5-46	4	2	.
Opponents		13	522	424	946	66-204	12-71	6-16	27	14	8-19	10	1	.

SEASON

CAREER

Rushing	gp	att	gain	loss	net	avg	td	lg	avg/g	gp	att	gain	loss	net	avg	td	lg	avg/g
GIPSON, Teriyon	11	145	1283	14	1269	8.8	13	84	115.4	44	479	3207	61	3146	6.6	32	84	71.5
OWENS, Tyrone	12	137	1109	12	1097	8.0	7	83	91.4	24	161	1239	24	1215	7.5	10	83	50.6
JORDAN, Lamar	12	114	849	110	739	6.5	3	53	61.6	35	381	2517	359	2158	5.7	15	70	61.7
McQUARLEY, Richard	13	143	671	15	656	4.6	18	53	50.5	25	196	916	28	888	4.5	25	53	35.5
CHESTNUT, Daryl	13	57	270	15	255	4.5	2	23	19.6	26	73	407	23	384	5.3	4	64	14.8
WOODHOUSE, Diquon	12	27	235	3	232	8.6	2	60	19.3	23	34	253	9	244	7.2	3	60	10.6
APODACA, Austin	10	31	233	52	181	5.8	2	29	18.1	21	64	329	104	225	3.5	3	29	10.7
LAWSON, JuJuan	3	12	68	1	67	5.6	1	16	22.3	4	13	68	3	65	5.0	1	16	16.2
JONES, Jahvon	4	6	38	1	37	6.2	0	11	9.2	4	6	38	1	37	6.2	0	11	9.2
GAMBLIN, Dameon	13	6	27	7	20	3.3	0	14	1.5	49	17	114	13	101	5.9	0	19	2.1
DRENNAN, Q'	13	1	10	0	10	10.0	0	10	0.8	13	1	10	0	10	10.0	0	10	0.8
HARRIS, Emmanuel	13	1	1	0	1	1.0	0	1	0.1	13	1	1	0	1	1.0	0	1	0.1
TEAM	13	8	0	14	-14	-1.8	0	0	-1.1									
Total	13	688	4794	244	4550	6.6	48	84	350.0									
Opponents	13	471	2531	289	2242	4.8	29	80	172.5									

Passing	gp	effic	comp-att-int	pct	yds	td	lg	avg/g	gp	effic	comp-att-int	pct	yds	td	lg	avg/g
APODACA, Austin	10	122.89	53-98-2	54.1	654	5	62	65.4	21	110.85	110-207-8	53.1	1377	6	81	65.6
JORDAN, Lamar	12	145.34	40-75-4	53.3	681	6	49	56.8	35	131.89	160-305-17	52.5	2621	17	92	74.9
LAWSON, JuJuan	3	150.72	3-5-0	60.0	54	0	26	18.0	4	150.72	3-5-0	60.0	54	0	26	13.5
TEAM	13	0.00	0-1-0	0.0	0	0	0	0.0								
Total	13	132.39	96-179-6	53.6	1389	11	62	106.8								
Opponents	13	146.94	201-345-8	58.3	2890	24	75	222.3								

Receiving	gp	no.	yds	avg	td	lg	avg/g	gp	no.	yds	avg	td	lg	avg/g
GAMBLIN, Dameon	13	23	254	11.0	3	34	19.5	49	62	710	11.5	5	62	14.5
REED, Patrick	13	14	237	16.9	1	45	18.2	19	15	238	15.9	1	45	12.5
DRENNAN, Q'	13	11	284	25.8	3	49	21.8	13	11	284	25.8	3	49	21.8
QUARELLS, Matt	13	11	180	16.4	1	62	13.8	22	13	203	15.6	1	62	9.2
GIPSON, Teriyon	11	9	80	8.9	1	18	7.3	44	42	387	9.2	2	44	8.8
OWENS, Tyrone	12	7	54	7.7	0	23	4.5	24	7	54	7.7	0	23	2.2
HARRIS, Emmanuel	13	6	82	13.7	1	44	6.3	13	6	82	13.7	1	44	6.3
McQUARLEY, Richard	13	5	94	18.8	0	30	7.2	25	5	94	18.8	0	30	3.8
DAVIS, Chris	13	4	53	13.2	0	26	4.1	32	10	118	11.8	0	26	3.7
SOMOYE, Anu	13	2	37	18.5	1	25	2.8	13	2	37	18.5	1	25	2.8
GAUTSCHE, Cole	12	2	14	7.0	0	8	1.2	38	2	14	7.0	0	8	0.4
CHESTNUT, Daryl	13	1	14	14.0	0	14	1.1	26	3	46	15.3	0	30	1.8
WALSH, Michael	12	1	6	6.0	0	6	0.5	26	1	6	6.0	0	6	0.2
Total	13	96	1389	14.5	11	62	106.8							
Opponents	13	201	2890	14.4	24	75	222.3							

Total Offense	g	plays	rush	pass	total	avg/g	g	plays	rush	pass	total	avg/g
JORDAN, Lamar	12	189	739	681	1420	118.3	35	686	2158	2621	4779	136.5
GIPSON, Teriyon	11	145	1269	0	1269	115.4	44	479	3146	0	3146	71.5
OWENS, Tyrone	12	137	1097	0	1097	91.4	24	161	1215	0	1215	50.6
APODACA, Austin	10	129	181	654	835	83.5	21	271	225	1377	1602	76.3
McQUARLEY, Richard	13	143	656	0	656	50.5	25	197	888	0	888	35.5
CHESTNUT, Daryl	13	57	255	0	255	19.6	26	73	384	0	384	14.8
WOODHOUSE, Diquon	12	27	232	0	232	19.3	23	34	244	0	244	10.6
LAWSON, JuJuan	3	17	67	54	121	40.3	4	18	65	54	119	29.8
JONES, Jahvon	4	6	37	0	37	9.2	4	6	37	0	37	9.2
GAMBLIN, Dameon	13	6	20	0	20	1.5	49	17	101	0	101	2.1
DRENNAN, Q'	13	1	10	0	10	0.8	13	1	10	0	10	0.8
HARRIS, Emmanuel	13	1	1	0	1	0.1	13	1	1	0	1	0.1
TEAM	13	9	-14	0	-14	-1.1						
Total	13	867	4550	1389	5939	456.8						
Opponents	13	816	2242	2890	5132	394.8						

SEASON								CAREER										
Scoring	td	fg	PAT				dxdp	saf	pts	td	fg	PAT				dxdp	saf	pts
			kick	rush	rcv	pass						kick	rush	rcv	pass			
McQUARLEY, Richard	18	-	-	1-1	-	-	-	-	110	25	-	-	1-1	-	-	-	-	152
SANDERS, Jason	-	12-13	61-62	-	-	-	-	-	97	-	15-20	83-84	-	-	-	-	128	
GIPSON, Teriyon	14	-	-	-	-	-	-	-	84	34	-	-	0-1	-	-	-	204	
OWENS, Tyrone	7	-	-	-	-	-	-	-	42	10	-	-	-	-	-	-	60	
GAMBLIN, Dameon	3	-	-	-	-	-	-	-	18	5	-	-	-	-	-	-	30	
JORDAN, Lamar	3	-	-	-	-	-	-	-	18	15	-	-	1-2	-	-	-	92	
DRENNAN, Q'	3	-	-	-	-	-	-	-	18	3	-	-	-	-	-	-	18	
APODACA, Austin	2	-	-	-	-	-	-	-	12	3	-	-	-	-	-	-	18	
WOODHOUSE, Diquon	2	-	-	-	-	-	-	-	12	3	-	-	-	-	-	-	18	
CHESTNUT, Daryl	2	-	-	-	-	-	-	-	12	4	-	-	-	-	-	-	24	
HARRIS, Emmanuel	1	-	-	-	-	-	-	-	6	1	-	-	-	-	-	-	6	
QUARELLS, Matt	1	-	-	-	-	-	-	-	6	1	-	-	-	-	-	-	6	
OCASIO, Austin	1	-	-	-	-	-	-	-	6	1	-	-	-	-	-	-	6	
REED, Patrick	1	-	-	-	-	-	-	-	6	1	-	-	-	-	-	-	6	
LAWSON, JuJuan	1	-	-	-	-	-	-	-	6	1	-	-	-	-	-	-	6	
SOMOYE, Anu	1	-	-	-	-	-	-	-	6	1	-	-	-	-	-	-	6	
LILLY, Elijah	1	-	-	-	-	-	-	-	6	1	-	-	-	-	-	-	6	
CROSBY, Lee	1	-	-	-	-	-	-	-	6	2	-	-	-	-	-	-	12	
BOATRIGHT, Jadon	1	-	-	-	-	-	-	-	6	1	-	-	-	-	-	-	6	
Total	63	12-13	61-62	1-1	-	-	-	-	477									
Opponents	54	12-14	49-52	-	-	0-2	-	-	409									

Punt Returns	no.	yds	avg	td	lg	no.	yds	avg	td	lg
DAVIS, Chris	22	150	6.8	0	34	30	185	6.2	0	34
Total	22	150	6.8	0	34					
Opponents	24	204	8.5	1	69					

Kick Returns	no.	yds	avg	td	lg	no.	yds	avg	td	lg
LILLY, Elijah	19	521	27.4	1	93	19	521	27.4	1	93
CHESTNUT, Daryl	8	157	19.6	0	32	14	266	19.0	0	32
GIPSON, Teriyon	5	127	25.4	0	56	7	167	23.9	0	56
McQUARLEY, Richard	2	7	3.5	0	9	2	7	3.5	0	9
HARRIS, Emmanuel	2	32	16.0	0	16	2	32	16.0	0	16
SOMOYE, Anu	1	3	3.0	0	3	1	3	3.0	0	3
QUARELLS, Matt	1	17	17.0	0	17	1	17	17.0	0	17
Total	38	864	22.7	1	93					
Opponents	13	307	23.6	0	38					

Interceptions	no.	yds	avg	td	lg	no.	yds	avg	td	lg
SANTOS, Ryan	2	6	3.0	0	6	3	5	1.7	0	6
OCASIO, Austin	2	40	20.0	1	37	2	40	20.0	1	37
COX, Dakota	1	0	0.0	0	0	3	24	8.0	0	16
CROSBY, Lee	1	0	0.0	0	0	3	29	9.7	0	26
BOATRIGHT, Jadon	1	40	40.0	1	40	1	40	40.0	1	40
ROTHSCHILLER, Jake	1	0	0.0	0	0	1	0	0.0	0	0
Total	8	86	10.8	2	40					
Opponents	6	16	2.7	0	8					

Fumble Returns	no.	yds	avg	td	lg	no.	yds	avg	td	lg
CROSBY, Lee	1	46	46.0	1	46	1	46	46.0	2	46
Total	1	46	46.0	1	46					
Opponents	3	19	6.3	0	13					

	SEASON								CAREER							
All Purpose	g	rush	rcv	pr	kr	ir	total	avg/g	g	rush	rcv	pr	kr	ir	total	avg/g
GIPSON, Teriyon	11	1269	80	0	127	0	1476	134.2	44	3146	387	0	167	0	3700	84.1
OWENS, Tyrone	12	1097	54	0	0	0	1151	95.9	24	1215	54	0	0	0	1269	52.9
McQUARLEY, Ri	13	656	94	0	7	0	757	58.2	25	888	94	0	7	0	989	39.6
JORDAN, Lamar	12	739	0	0	0	0	739	61.6	35	2158	0	0	0	0	2158	61.7
LILLY, Elijah	9	0	0	0	521	0	521	57.9	9	0	0	0	521	0	521	57.9
CHESTNUT, Dar	13	255	14	0	157	0	426	32.8	26	384	46	0	266	0	696	26.8
DRENNAN, Q'	13	10	284	0	0	0	294	22.6	13	10	284	0	0	0	294	22.6
GAMBLIN, Dame	13	20	254	0	0	0	274	21.1	49	101	710	59	0	0	870	17.8
REED, Patrick	13	0	237	0	0	0	237	18.2	19	0	238	0	0	0	238	12.5
WOODHOUSE,	12	232	0	0	0	0	232	19.3	23	244	0	0	0	0	244	10.6
DAVIS, Chris	13	0	53	150	0	0	203	15.6	32	-10	118	185	0	0	293	9.2
QUARELLS, Mat	13	0	180	0	17	0	197	15.2	22	0	203	0	17	0	220	10.0
APODACA, Austi	10	181	0	0	0	0	181	18.1	21	225	0	0	0	0	225	10.7
HARRIS, Emman	13	1	82	0	32	0	115	8.8	13	1	82	0	32	0	115	8.8
LAWSON, JuJua	3	67	0	0	0	0	67	22.3	4	65	0	0	0	0	65	16.2
OCASIO, Austin	13	0	0	0	0	40	40	3.1	13	0	0	0	0	40	40	3.1
SOMOYE, Anu	13	0	37	0	3	0	40	3.1	13	0	37	0	3	0	40	3.1
BOATRIGHT, Ja	9	0	0	0	0	40	40	4.4	9	0	0	0	0	40	40	4.4
JONES, Jahvon	4	37	0	0	0	0	37	9.2	4	37	0	0	0	0	37	9.2
GAUTSCHE, Col	12	0	14	0	0	0	14	1.2	38	1859	14	0	0	0	1873	49.3
SANTOS, Ryan	12	0	0	0	0	6	6	0.5	47	0	0	0	0	5	5	0.1
WALSH, Michael	12	0	6	0	0	0	6	0.5	26	0	6	0	0	0	6	0.2
TEAM	13	-14	0	0	0	0	-14	-1.1								
Total	13	4550	1389	150	864	86	7039	541.5								
Opponents	13	2242	2890	204	307	16	5659	435.3								

Field Goals	att	good	long	blkd	att	good	long	blkd
SANDERS, Jason	13	12	52	0	20	15	52	0
Total	13	12	52	0				
Opponents	14	12	48	0				

Punting	no.	yds	avg	lg	blk	no.	yds	avg	lg	blk
BOJORQUEZ, Corey	49	2067	42.2	80	0	49	2067	42.2	80	0
GENTRY, Sam	5	172	34.4	43	0	5	172	34.4	43	0
Total	54	2239	41.5	80	0					
Opponents	59	2636	44.7	66	0					

Kickoffs	no.	yds	avg	tb	ob	no.	yds	avg	tb	ob
SANDERS, Jason	84	5381	64.1	69	1	218	13835	63.5	156	3
Total	84	5381	64.1	69	1					
Opponents	75	4447	59.3	33	2					

		SEASON										CAREER											
##	Defensive Leaders	gp	ua	a	total	tfl	sack	int	pbu	fr	ff	blk	gp	ua	a	total	tfl	sack	int	pbu	fr	ff	blk
49	COX, Dakota	12	51	40	91	6.5	2.0	1	2	.	1	.	46	189	214	403	20.5	7.0	3	6	1	1	.
1H	HENRY, Daniel	13	42	23	65	2.5	.	.	6	.	2	.	28	93	56	149	5.5	1.0	.	10	2	4	.
91	D'AVANZO, Nik	13	32	29	61	9.0	5.0	.	1	1	.	1	49	99	99	198	27.5	11.0	.	3	4	1	3
2C	CARSON, Kimmie	12	26	32	58	7.5	1.0	.	2	.	.	.	37	106	80	186	20.5	5.5	.	5	1	2	.
1S	SANTOS, Ryan	12	32	23	55	1.5	.	2	2	.	.	1	47	93	73	166	3.5	.	3	5	.	1	1
3M	MARTIN, Nias	13	42	9	51	3.5	.	.	11	.	.	.	26	74	12	86	5.5	.	.	17	1	.	.
54	WHITE, Donnie	13	20	26	46	5.5	3.5	.	2	.	.	.	47	55	67	122	12.5	7.5	.	5	.	1	.
5C	CROSBY, Lee	13	21	12	33	1.0	.	1	3	1	.	.	25	57	30	87	7.0	2.0	3	6	2	1	.
58	DANIELS, Maurice	13	21	10	31	6.5	4.5	.	2	.	.	.	26	48	26	74	19.0	10.0	.	6	.	1	.
47	OCASIO, Austin	13	18	13	31	3.0	.	2	1	.	.	.	13	18	13	31	3.0	.	2	1	.	.	.
95	HUGHES, Garrett	13	12	16	28	7.5	6.5	36	23	23	46	14.0	8.5	.	2	.	1	.
2R	ROTHSCHILLER, Jake	13	17	10	27	2.0	.	1	2	.	.	.	26	31	25	56	5.0	.	1	3	.	.	.
11	BOATRIGHT, Jadon	9	22	5	27	0.5	.	1	2	.	.	.	9	22	5	27	0.5	.	1	2	.	.	.
3H	HART, Alex	13	17	9	26	4.0	1.0	.	1	1	1	.	22	18	10	28	4.0	1.0	.	1	1	1	.
98	OKONKWO, Kene	13	6	17	23	0.5	0.5	26	11	20	31	3.0	1.5
1G	GIRGLE, Jacob	13	12	7	19	1.0	13	12	7	19	1.0
53	BAKER, Cody	13	3	13	16	1.0	.	.	1	.	.	.	26	17	30	47	3.5	1.0	.	1	.	.	.
4	BROWN, Isaiah	10	11	1	12	1.0	.	.	4	.	.	.	32	27	10	37	1.5	.	1	9	1	.	.
92	UDEH, William	12	5	7	12	1.5	1.0	45	26	28	54	6.0	2.5	.	1	.	.	.
9B	BARNWELL Jr., Stanley	13	8	2	10	1.0	.	.	1	.	.	.	13	8	2	10	1.0	.	.	1	.	.	.
96	WILLIAMS, Johnny	12	7	2	9	3.0	12	7	2	9	3.0
27	PARKER, Bijon	13	5	1	6	0.0	.	.	.	1	.	.	18	7	1	8	0.0	.	.	.	1	.	.
99	TIMMONS, Taylor	13	1	4	5	1.0	0.5	25	8	9	17	6.0	4.0
26	MACKEY, Marquez	6	3	1	4	0.0	6	3	1	4	0.0
6	WOODHOUSE, Diquon	12	4	.	4	0.0	23	5	.	5	0.0
1R	RUSSO, John	7	2	1	3	0.0	36	6	6	12	0.0
87	SOMOYE, Anu	13	1	2	3	0.0	13	1	2	3	0.0
9S	SANDERS, Jason	13	2	1	3	0.0	38	3	5	8	0.0
57	POWELL, Everett	13	1	1	2	0.5	0.5	13	1	1	2	0.5	0.5
30	BOJORQUEZ, Corey	13	1	.	1	0.0	13	1	.	1	0.0
TM	TEAM	13	1	.	1	1.0	1.0											
9	DRENNAN, Q'	13	1	.	1	0.0	13	1	.	1	0.0
45	TOHI, Evahelotu	1	1	.	1	0.0	1	1	.	1	0.0
7M	MANLY, Blair	3	.	1	1	0.0	3	.	1	1	0.0
5	REED, Patrick	13	1	.	1	0.0	19	1	.	1	0.0
19	QUARELLS, Matt	13	1	.	1	0.0	22	2	.	2	0.0
15	HARRIS, Emmanuel	13	.	1	1	0.0	13	.	1	1	0.0
8	GAUTSCHE, Cole	12	1	.	1	0.0	38	1	.	1	0.0
50	LEWIS, Chris	12	1	.	1	0.0	21	1	.	1	0.0
46	WALSH, Michael	12	.	1	1	0.0	26	3	3	6	0.0	.	.	.	1	.	.
90	SIMMONS, Ewing	3	1	.	1	1.0	3	1	.	1	1.0
97	ROMERO, Steven	13	.	.	.	0.0	.	.	.	1	.	.	49	.	3	3	0.0	.	.	.	1	.	.
Total		13	453	320	773	73	27	8	43	5	4	2											
Opponents		13	522	424	946	66	12	6	27	8	10	1											

TEAM STATISTICS

		Rushing				Receiving				Passing				Kick Returns				Punt Returns				tot		
Date	Opponent	no.	yds	td	lg	no.	yds	td	lg	cmp	att	int	yds	td	lg	no.	yds	td	lg	no.	yds	td	lg	off
Sep 01	SOUTH DAKOTA	49	428	4	84	13	187	2	62	13	19	0	187	2	62	2	26	0	15	3	37	0	31	615
Sep 10	at New Mexico State	45	221	4	26	12	115	0	21	12	23	1	115	0	21	3	101	0	56	1	9	0	9	336
Sep 17	at Rutgers	56	293	3	52	13	169	1	36	13	24	1	169	1	36	8	138	0	32	3	19	0	14	462
Oct 01	SAN JOSE STATE	64	446	5	61	4	45	0	23	4	8	1	45	0	23	0	0	0	0	4	44	0	34	491
Oct 07	BOISE STATE	61	382	2	62	4	39	1	13	4	15	1	39	1	13	4	64	0	18	1	-5	0	0	421
Oct 15	vs Air Force	55	373	4	60	3	70	2	45	3	8	0	70	2	45	4	160	0	51	1	4	0	4	443
Oct 22	ULM	51	476	5	83	7	146	1	45	7	11	0	146	1	45	3	117	1	93	1	9	0	9	622
Oct 29	at Hawai'i	40	237	3	72	11	84	0	20	11	15	1	84	0	20	1	18	0	18	4	16	0	9	321
Nov 05	NEVADA	64	373	4	29	8	100	1	44	8	12	1	100	1	44	3	47	0	23	1	6	0	6	473
Nov 12	at Utah State	57	249	2	26	8	154	0	41	8	17	0	154	0	41	3	61	0	25	0	0	0	0	403
Nov 19	at Colorado State	48	285	2	79	6	81	2	24	6	16	0	81	2	24	4	77	0	48	1	5	0	5	366
Nov 26	WYOMING	46	568	7	73	4	122	1	49	4	5	0	122	1	49	3	55	0	36	1	3	0	3	690
Dec 17	UTSA	52	219	3	27	3	77	0	34	3	6	0	77	0	34	0	0	0	0	1	3	0	3	296
		688	4550	48	84	96	1389	11	62	96	179	6	1389	11	62	38	864	1	93	22	150	0	34	5939
Opponents		471	2242	29	80	201	2890	24	75	201	345	8	2890	24	75	13	307	0	38	24	204	1	69	5132

Games: 13 • Avg/rush: 6.6 • Avg/catch: 14.5 • Pass effic: 132.39 • KR avg: 22.7 • PR avg: 6.8 • All purpose avg/game: 541.5 • Total offense avg/gm: 456.8

		Tackles				Sacks	Fumble		Pass Defense			blkd	PAT Attempts				off		
Date	Opponent	ua	a	total	tfl-yds	no-yds	ff	fr-yds	int-yds	qbh	brup	kick	kick	rush	rcv	saf	t/o	pts	
Sep 01	SOUTH DAKOTA	39	26	65	6.0-27	3.0-21	1	2-0	1-0	0	1	0	6-6	0	0	0	17	48	
Sep 10	at New Mexico State	29	48	77	9.0-37	5.0-29	0	0-0	0-0	0	4	0	4-4	0	0	0	0	31	
Sep 17	at Rutgers	36	16	52	3.0-10	0.0-0	1	1-0	0-0	2	2	0	4-4	0	0	0	7	28	
Oct 01	SAN JOSE STATE	27	16	43	7.0-26	3.0-15	0	0-0	1-37	0	5	1	6-6	0	0	0	7	48	
Oct 07	BOISE STATE	26	24	50	3.0-8	0.0-0	0	0-0	0-0	3	2	0	3-3	0	0	0	0	21	
Oct 15	vs Air Force	48	16	64	7.0-38	3.0-20	0	0-0	0-0	1	3	0	6-6	0	0	0	0	45	
Oct 22	ULM	38	26	64	7.0-23	5.0-21	0	0-0	2-40	2	2	0	8-8	0	0	0	10	59	
Oct 29	at Hawai'i	48	20	68	6.0-16	2.0-10	1	1-46	0-0	1	7	0	4-4	0	0	0	7	28	
Nov 05	NEVADA	27	18	45	5.0-22	1.0-10	0	0-0	2-9	5	4	1	5-5	0	0	0	0	35	
Nov 12	at Utah State	31	26	57	6.0-12	1.0-5	0	0-0	1-0	2	4	0	1-1	1	0	0	0	24	
Nov 19	at Colorado State	31	28	59	4.0-10	1.0-6	1	0-0	0-0	0	1	0	4-4	0	0	0	0	31	
Nov 26	WYOMING	38	36	74	4.0-33	3.0-32	0	1-0	0-0	1	3	0	8-8	0	0	0	7	56	
Dec 17	UTSA	35	20	55	6.0-13	0.0-0	0	0-0	1-0	0	5	0	2-3	0	0	0	0	23	
		453	320	773	73.0-275	27.0-169	4	5-46	8-86	17	43	2	61-62	1	0	0	55	477	
Opponents		522	424	946	66.0-204	12.0-71	10	8-19	6-16	14	27	1	49-52	0	0	0	58	409	

		Punting										Field Goals			Kickoffs				
Date	Opponent	no.	yds	avg	long	blkd	tb	fc	50+	i20	md-att	long	blkd	no.	yds	avg	tb	ob	
Sep 01	SOUTH DAKOTA	4	116	29.0	45	0	0	1	0	1	2-2	27	0	9	577	64.1	8	0	
Sep 10	at New Mexico State	2	81	40.5	46	0	1	0	0	0	1-1	41	0	6	379	63.2	4	0	
Sep 17	at Rutgers	8	308	38.5	52	0	1	0	2	2	0-1	0	0	4	260	65.0	4	0	
Oct 01	SAN JOSE STATE	5	221	44.2	53	0	1	2	2	1	2-2	45	0	8	520	65.0	8	0	
Oct 07	BOISE STATE	6	221	36.8	56	0	0	1	1	1	0-0	0	0	4	260	65.0	4	0	
Oct 15	vs Air Force	5	185	37.0	46	0	0	3	0	2	1-1	49	0	8	516	64.5	7	0	
Oct 22	ULM	1	44	44.0	44	0	0	0	0	0	1-1	36	0	10	650	65.0	10	0	
Oct 29	at Hawai'i	6	283	47.2	56	0	0	1	3	1	0-0	0	0	5	311	62.2	2	1	
Nov 05	NEVADA	4	211	52.8	66	0	0	3	2	2	0-0	0	0	6	390	65.0	5	0	
Nov 12	at Utah State	3	125	41.7	48	0	1	2	0	0	3-3	40	0	6	390	65.0	4	0	
Nov 19	at Colorado State	5	231	46.2	80	0	0	0	1	1	1-1	51	0	5	295	59.0	4	0	
Nov 26	WYOMING	2	96	48.0	50	0	0	0	1	2	0-0	0	0	9	580	64.4	7	0	
Dec 17	UTSA	3	117	39.0	43	0	1	1	0	0	1-1	52	0	4	253	63.2	2	0	
		54	2239	41.5	80	0	5	14	12	13	12-13	52	0	84	5381	64.1	69	1	
Opponents		59	2636	44.7	66	0	4	17	20	20	12-14	48	0	75	4447	59.3	33	2	

OPPONENT STATISTICS

Date	Opponent	Rushing				Receiving				Passing				Kick Returns				Punt Returns				tot off
		no.	yds	td	lg	no.	yds	td	lg	cmp-att-int	yds	td	lg	no.	yds	td	lg	no.	yds	td	lg	
Sep 01	SOUTH DAKOTA	43	183	2	55	14	140	1	41	14-21-1	140	1	41	1	13	0	13	1	-2	0	0	323
Sep 10	at New Mexico State	35	102	1	17	21	205	2	49	21-35-0	205	2	49	2	50	0	31	1	4	0	4	307
Sep 17	at Rutgers	32	177	1	80	12	173	2	75	12-30-0	173	2	75	0	0	0	0	7	112	1	69	350
Oct 01	SAN JOSE STATE	26	129	3	75	16	314	3	65	16-30-1	314	3	65	0	0	0	0	2	4	0	2	443
Oct 07	BOISE STATE	29	65	2	9	21	391	5	54	21-30-0	391	5	54	0	0	0	0	2	16	0	17	456
Oct 15	vs Air Force	49	251	3	43	12	280	2	53	12-24-0	280	2	53	1	22	0	22	1	7	0	7	531
Oct 22	ULM	41	115	1	13	12	120	1	33	12-22-2	120	1	33	0	0	0	0	1	19	0	19	235
Oct 29	at Hawai'i	40	125	3	23	16	173	0	31	16-28-0	173	0	31	2	67	0	38	4	36	0	30	298
Nov 05	NEVADA	23	108	1	20	19	301	3	57	19-34-2	301	3	57	1	23	0	23	0	0	0	0	409
Nov 12	at Utah State	28	128	2	26	21	263	1	48	21-27-1	263	1	48	2	50	0	25	0	0	0	0	391
Nov 19	at Colorado State	42	412	5	75	9	164	2	65	9-10-0	164	2	65	0	0	0	0	2	9	0	8	576
Nov 26	WYOMING	45	201	5	20	18	248	0	46	18-28-0	248	0	46	2	56	0	29	2	-4	0	4	449
Dec 17	UTSA	38	246	0	38	10	118	2	20	10-26-1	118	2	20	2	26	0	20	1	3	0	3	364
New Mexico		471	2242	29	80	201	2890	24	75	201-345-8	2890	24	75	13	307	0	38	24	204	1	69	5132
		688	4550	48	84	96	1389	11	62	96-179-6	1389	11	62	38	864	1	93	22	150	0	34	5939

Games: 13 • Avg/rush: 4.8 • Avg/catch: 14.4 • Pass effic: 146.94 • KR avg: 23.6 • PR avg: 8.5 • All purpose avg/game: 435.3 • Total offense avg/gm: 394.8

		Tackles				Sacks	Fumble		Pass Defense			blkd	PAT Attempts			off		
Date	Opponent	ua	a	total	tfl-yds	no-yds	ff	fr-yds	int-yds	qbh	brup	kick	kick	rush	rcv	saf	t/o	pts
Sep 01	SOUTH DAKOTA	43	34	77	8.0-19	2.0-9	1	1-0	0-0	0	1	0	3-3	0	0	0	7	21
Sep 10	at New Mexico State	19	74	93	2.0-7	1.0-5	1	1-0	1-8	2	4	0	2-3	0	0	0	10	32
Sep 17	at Rutgers	54	38	92	9.0-34	3.0-16	1	1-13	1-5	2	3	0	4-4	0	0	0	3	37
Oct 01	SAN JOSE STATE	45	26	71	3.0-7	1.0-3	0	0-0	1-0	0	1	0	5-6	0	0	0	7	41
Oct 07	BOISE STATE	49	28	77	10.0-37	3.0-19	0	0-0	1-0	1	0	0	7-7	0	0	0	0	49
Oct 15	vs Air Force	44	20	64	4.0-10	0.0-0	1	0-0	0-0	1	2	0	4-4	0	0	0	0	40
Oct 22	ULM	37	22	59	2.0-6	0.0-0	1	3-6	0-0	0	0	0	2-2	0	0	0	10	17
Oct 29	at Hawai'i	35	34	69	5.0-12	0.0-0	1	0-0	1-3	1	2	0	3-3	0	0	0	0	21
Nov 05	NEVADA	55	22	77	3.0-5	0.0-0	1	1-0	1-0	0	2	0	2-3	0	0	0	14	26
Nov 12	at Utah State	29	64	93	5.0-16	0.0-0	0	0-0	0-0	3	4	0	3-3	0	0	0	0	21
Nov 19	at Colorado State	37	28	65	4.0-14	1.0-9	0	0-0	0-0	4	6	0	7-7	0	0	0	0	49
Nov 26	WYOMING	40	8	48	6.0-20	0.0-0	2	1-0	0-0	0	0	0	5-5	0	0	0	7	35
Dec 17	UTSA	35	26	61	5.0-17	1.0-10	1	0-0	0-0	0	2	1	2-2	0	0	0	0	20
		522	424	946	66.0-204	12.0-71	10	8-19	6-16	14	27	1	49-52	0	0	0	58	409
New Mexico		453	320	773	73.0-275	27.0-169	4	5-46	8-86	17	43	2	61-62	1	0	0	55	477

		Punting										Field Goals			Kickoffs				
Date	Opponent	no.	yds	avg	long	blkd	tb	fc	50+	i20	md-att	long	blkd	no.	yds	avg	tb	ob	
Sep 01	SOUTH DAKOTA	5	279	55.8	64	0	2	0	5	1	0-0	0	0	4	260	65.0	2	0	
Sep 10	at New Mexico State	3	140	46.7	59	0	0	0	2	2	4-4	45	0	8	474	59.2	4	0	
Sep 17	at Rutgers	7	242	34.6	49	0	0	2	0	2	3-3	41	0	8	422	52.8	0	0	
Oct 01	SAN JOSE STATE	6	333	55.5	64	0	0	0	5	2	0-1	0	0	6	350	58.3	4	1	
Oct 07	BOISE STATE	3	128	42.7	46	0	0	1	0	1	0-0	0	0	8	516	64.5	4	0	
Oct 15	vs Air Force	4	187	46.8	54	0	0	2	2	2	2-2	48	0	7	437	62.4	3	0	
Oct 22	ULM	8	337	42.1	53	0	1	5	1	3	1-1	33	0	4	226	56.5	1	0	
Oct 29	at Hawai'i	6	269	44.8	51	0	0	1	2	2	0-0	0	0	3	95	31.7	2	0	
Nov 05	NEVADA	4	165	41.2	45	0	0	2	0	0	0-1	0	0	5	322	64.4	2	0	
Nov 12	at Utah State	4	134	33.5	41	0	0	1	0	1	0-0	0	0	4	251	62.8	1	0	
Nov 19	at Colorado State	2	117	58.5	66	0	1	0	2	1	0-0	0	0	8	463	57.9	4	0	
Nov 26	WYOMING	5	213	42.6	63	0	0	3	1	2	0-0	0	0	6	385	64.2	3	0	
Dec 17	UTSA	2	92	46.0	49	0	0	0	0	1	2-2	28	0	4	246	61.5	3	1	
New Mexico		59	2636	44.7	66	0	4	17	20	20	12-14	48	0	75	4447	59.3	33	2	
		54	2239	41.5	80	0	5	14	12	13	12-13	52	0	84	5381	64.1	69	1	

PASSING

#10 APODACA, Austin	Comp	Att	Int	Pct	Yards	TD	Long	Sacked	Effic
South Dakota	12	16	0	75.0	172	2	62	2-9	206.55
New Mexico State	12	23	1	52.2	115	0	21	1-5	85.48
Rutgers	5	13	1	38.5	85	1	36	2-15	103.38
Air Force	0	2	0	0.0	0	0	0	0-0	0.00
Hawai'i	7	9	0	77.8	26	0	14	0-0	102.04
Nevada	7	9	0	77.8	96	1	44	0-0	204.04
Utah State	6	13	0	46.2	109	0	37	0-0	116.58
Colorado State	4	11	0	36.4	51	1	24	1-9	105.31
UTSA	0	2	0	0.0	0	0	0	0-0	0.00
TOTALS	53	98	2	54.1	654	5	62	6-38	122.89

#13 JORDAN, Lamar	Comp	Att	Int	Pct	Yards	TD	Long	Sacked	Effic
Rutgers	8	11	0	72.7	84	0	25	1-1	136.87
San Jose State	4	8	1	50.0	45	0	23	1-3	72.25
Boise State	4	14	1	28.6	39	1	13	3-19	61.26
Air Force	3	6	0	50.0	70	2	45	0-0	258.00
ULM	5	9	0	55.6	107	1	45	0-0	192.09
Hawai'i	4	6	1	66.7	58	0	20	0-0	114.53
Nevada	1	3	1	33.3	4	0	4	0-0	-22.13
Utah State	2	4	0	50.0	45	0	41	0-0	144.50
Colorado State	2	5	0	40.0	30	1	18	0-0	156.40
Wyoming	4	5	0	80.0	122	1	49	0-0	350.96
UTSA	3	4	0	75.0	77	0	34	1-10	236.70
TOTALS	40	75	4	53.3	681	6	49	6-33	145.34

#17 LAWSON, JuJuan	Comp	Att	Int	Pct	Yards	TD	Long	Sacked	Effic
South Dakota	1	2	0	50.0	15	0	15	0-0	113.00
Boise State	0	1	0	0.0	0	0	0	0-0	0.00
ULM	2	2	0	100.0	39	0	26	0-0	263.80
TOTALS	3	5	0	60.0	54	0	26	0-0	150.72

#TM TEAM	Comp	Att	Int	Pct	Yards	TD	Long	Sacked	Effic
South Dakota	0	1	0	0.0	0	0	0	0-0	0.00
TOTALS	0	1	0	0.0	0	0	0	0-0	0.00

RUSHING & RECEIVING

RUSHING	No-Yds/TD	USD	NMS	RUT	SJ	BSU	AF	ULM	UH	NV	US	CS	WY	UTSA
GIPSON, Teriyon RB	145-1269/13	8-181/2	12-62/2	DNP	11-156/1	DNP	9-140/1	8-84/1	17-73/1	20-121/0	18-107/2	15-68/0	13-217/2	14-60/1
OWENS, Tyrone RB	137-1097/7	10-48/0	16-76/0	14-67/0	16-117/1	7-82/1	16-126/1	9-171/1	12-134/1	12-69/1	10-37/0	12-157/1	DNP	3-13/0
JORDAN, Lamar QB	114-739/3	DNP	2-2/0	14-101/1	13-45/0	21-139/0	6-51/0	5--5/0	2-12/0	9-88/1	8-17/0	9-32/0	12-176/1	13-81/0
McQUARLEY, R. RB	143-656/18	13-55/2	5-12/1	6-52/1	16-83/3	7-40/0	14-31/2	9-68/1	6-17/1	14-43/1	14-44/0	7-22/1	15-121/3	17-68/2
CHESTNUT, Daryl RB	57-255/2	6-36/0	3-8/0	9-41/1	5-36/0	8-32/0	5-13/0	10-48/1	1--2/0	3-11/0	3-12/0	2-14/0	2-6/0	-
WOODHOUSE, Diq. RB	27-232/2	4-68/0	3-3/0	3-7/0	DNP	5-26/0	-	4-67/1	1-5/0	-	1-1/0	1-4/0	4-48/1	1-3/0
APODACA, Austin QB	31-181/2	7-41/0	4-58/1	9-23/0	-	DNP	2-2/0	DNP	-	5-43/1	2-26/0	2-12/0	DNP	-
LAWSON, JuJuan QB	12-67/1	-	DNP	DNP	DNP	11-62/1	DNP	1-5/0	DNP	DNP	DNP	DNP	DNP	DNP
JONES, Jahvon RB	6-37/0	1--1/0	DNP	DNP	DNP	-	DNP	5-38/0	DNP	DNP	-	DNP	DNP	DNP
GAMBLIN, Dameon WR	6-20/0	-	-	1-2/0	-	2-1/0	1-14/0	-	-	-	1-5/0	-	-	1--2/0
DRENNAN, Q' WR	1-10/0	-	-	-	1-10/0	-	-	-	-	-	-	-	-	-
HARRIS, Emman. WR	1-1/0	-	-	-	1-1/0	-	-	-	-	-	-	-	-	-
TEAM	8--14/0	-	-	-	1--2/0	-	2--4/0	-	1--2/0	1--2/0	-	-	-	3--4/0

RECEIVING	No-Yds/TD	USD	NMS	RUT	SJ	BSU	AF	ULM	UH	NV	US	CS	WY	UTSA
DRENNAN, Q' WR	11-284/3	1-26/1	-	3-23/0	-	1-11/0	2-58/1	1-39/0	-	-	2-78/0	-	1-49/1	-
GAMBLIN, Dameon WR	23-254/3	4-20/0	4-47/0	1-11/0	-	1-3/0	-	1-10/1	4-41/0	1-8/0	1-4/0	5-76/2	-	1-34/0
REED, Patrick WR	14-237/1	4-47/0	1-17/0	2-55/1	-	-	-	1-45/0	-	2-26/0	3-32/0	-	1-15/0	-
QUARELLS, Matt WR	11-180/1	2-72/1	-	5-49/0	-	1-13/0	-	1-9/0	1-3/0	-	1-34/0	-	-	-
McQUARLEY, R. RB	5-94/0	-	-	-	-	-	-	-	1-6/0	1-5/0	-	-	2-58/0	1-25/0
HARRIS, Emman. WR	6-82/1	-	-	-	1-4/0	-	-	1-13/0	1-10/0	1-44/1	1-6/0	1-5/0	-	-
GIPSON, Teriyon RB	9-80/1	1-7/0	4-28/0	DNP	-	DNP	1-12/1	-	2-15/0	-	-	-	-	1-18/0
OWENS, Tyrone RB	7-54/0	-	1-10/0	-	2-27/0	-	-	1-4/0	2-9/0	1-4/0	-	-	DNP	-
DAVIS, Chris WR	4-53/0	1-15/0	1-5/0	-	-	-	-	1-26/0	-	1-7/0	-	-	-	-
SOMOYE, Anu WR	2-37/1	-	-	1-25/0	-	1-12/1	-	-	-	-	-	-	-	-
CHESTNUT, Daryl RB	1-14/0	-	-	-	1-14/0	-	-	-	-	-	-	-	-	-
GAUTSCHE, Cole TE	2-14/0	-	1-8/0	-	DNP	-	-	-	-	1-6/0	-	-	-	-
WALSH, Michael TE	1-6/0	-	-	1-6/0	-	-	DNP	-	-	-	-	-	-	-

TACKLES

Total Tackles	UA-A	Total	USD	NMS	RUT	SJ	BSU	AF	ULM	UH	NV	US	CS	WY	UTSA
COX, Dakota LB	51-40	91	9-5	2-4	DNP	1-0	4-3	4-2	4-1	5-3	4-2	4-6	1-3	7-7	6-4
HENRY, Daniel DB	42-23	65	5-3	4-2	4-2	1-0	1-1	3-1	3-0	5-3	1-1	3-2	4-3	5-3	3-2
D'AVANZO, Nik DL	32-29	61	3-2	2-6	5-2	1-3	2-2	6-2	2-2	3-1	0-2	1-3	2-0	4-4	1-0
CARSON, Kimmie LB	26-32	58	1-3	2-8	5-2	1-1	0-2	6-1	1-0	DNP	2-3	-	2-3	2-6	4-3
SANTOS, Ryan DB	32-23	55	3-1	0-3	5-2	2-2	6-2	2-1	DNP	3-2	1-2	2-1	5-4	3-3	-
MARTIN, Nias DB	42-9	51	2-1	2-1	2-0	5-0	3-2	3-0	-	7-1	5-0	7-2	1-2	2-0	3-0
WHITE, Donnie LB	20-26	46	2-1	2-7	2-0	0-3	3-1	1-2	0-3	2-1	2-2	2-1	1-2	1-2	2-1
CROSBY, Lee DB	21-12	33	4-2	3-4	2-0	1-1	2-1	2-0	2-0	0-1	1-0	0-1	2-0	0-2	2-0
OCASIO, Austin LB	18-13	31	2-1	1-1	-	-	0-1	3-0	2-2	5-2	2-2	1-1	-	2-3	-
DANIELS, Mauric LB	21-10	31	-	1-1	1-1	3-0	-	4-1	2-3	1-0	1-0	2-0	1-1	2-2	3-1
HUGHES, Garrett DL	12-16	28	0-2	2-2	1-2	2-2	0-1	0-1	1-1	1-0	1-1	0-2	2-0	1-0	1-2
ROTHSCHILLER, J DB	17-10	27	-	-	0-1	1-1	0-1	4-2	3-1	2-0	1-0	3-0	1-2	0-1	2-1
BOATRIGHT, Jad. DB	22-5	27	2-0	DNP	DNP	DNP	DNP	3-1	2-3	4-0	2-0	1-1	1-0	5-0	2-0
HART, Alex LB	17-9	26	2-1	2-2	2-2	-	1-1	1-0	2-1	0-1	3-0	1-0	2-1	1-0	-
OKONKWO, Kene DL	6-17	23	-	0-1	0-1	0-1	0-2	1-1	3-5	0-1	0-1	0-1	1-3	-	1-0
GIRGLE, Jacob DB	12-7	19	1-0	0-1	1-0	-	0-1	2-0	-	4-1	-	1-2	1-1	-	2-1
BAKER, Cody DL	3-13	16	0-2	0-1	0-1	1-1	-	-	0-1	0-1	0-1	0-1	0-1	1-2	1-1
BROWN, Isaiah DB	11-1	12	-	3-0	-	2-0	-	DNP	DNP	DNP	1-0	2-0	2-0	1-0	0-1
UDEH, William DL	5-7	12	0-2	-	1-0	2-0	-	1-1	0-1	0-1	0-1	0-1	1-0	DNP	-
BARNWELL, Jr. DB	8-2	10	1-0	-	-	-	-	-	6-0	-	-	0-1	-	-	1-1
WILLIAMS, John. DL	7-2	9	-	1-0	DNP	1-0	1-0	1-0	1-0	1-0	-	-	1-1	-	0-1
PARKER, Bijon DB	5-1	6	-	-	1-0	2-0	1-1	-	-	1-0	-	-	-	-	-
TIMMONS, Taylor DL	1-4	5	-	0-1	-	0-1	1-1	-	-	-	-	-	0-1	-	-
MACKEY, Marquez DB	3-1	4	-	DNP	DNP	-	0-1	-	2-0	DNP	DNP	1-0	DNP	DNP	DNP
WOODHOUSE, Diq.	4-0	4	-	-	-	DNP	1-0	1-0	-	1-0	-	-	-	1-0	-
SANDERS, Jason	2-1	3	-	1-1	-	-	-	-	-	1-0	-	-	-	-	-
SOMOYE, Anu	1-2	3	-	-	-	-	-	-	-	-	-	-	-	0-1	1-1
RUSO, John DB	2-1	3	-	0-1	1-0	1-0	-	DNP	-	DNP	-	DNP	DNP	DNP	DNP
POWELL, Everett DL	1-1	2	-	-	-	-	-	-	1-1	-	-	-	-	-	-
LEWIS, Chris	1-0	1	-	-	-	-	-	-	1-0	-	DNP	-	-	-	-
BOJORQUEZ, C.	1-0	1	-	-	1-0	-	-	-	-	-	-	-	-	-	-
REED, Patrick	1-0	1	-	-	1-0	-	-	-	-	-	-	-	-	-	-
QUARELLS, Matt	1-0	1	-	-	1-0	-	-	-	-	-	-	-	-	-	-
DRENNAN, Q'	1-0	1	-	-	-	-	-	-	-	1-0	-	-	-	-	-
HARRIS, Emman.	0-1	1	-	0-1	-	-	-	-	-	-	-	-	-	-	-
GAUSCHE, Cole	1-0	1	-	-	-	DNP	-	-	-	1-0	-	-	-	-	-
TOHI, Evahelotu LB	1-0	1	DNP	1-0	DNP	DNP	DNP	DNP	DNP	DNP	DNP	DNP	DNP	DNP	DNP
MANLY, Blair DB	0-1	1	DNP	DNP	-	DNP	-	DNP	0-1	DNP	DNP	DNP	DNP	DNP	DNP
TEAM	1-0	1	1-0	-	-	-	-	-	-	-	-	-	-	-	-
SIMMONS, Ewing DL	1-0	1	1-0	DNP	DNP	DNP	DNP	DNP	-	DNP	-	DNP	DNP	DNP	DNP
WALSH, Michael	0-1	1	-	-	-	-	-	DNP	-	0-1	-	-	-	-	-

SEPT. 1 VS. SOUTH DAKOTA



SEPT. 10 AT NMSU



SEPT. 17 AT RUTGERS



OCT. 1 VS. SAN JOSE STATE



OCT. 7 VS. BOISE STATE



OCT. 15 VS. AIR FORCE



OCT. 22 VS. ULM



OCT. 29 AT HAWAII



NOV. 5 VS. NEVADA



NOV. 12 AT UTAH STATE



NOV. 19 AT COLORADO ST.



NOV. 26 VS. WYOMING



DEC. 16 VS. UTSA



INDIVIDUAL**50-YARD TOUCHDOWN RUN**

New Mexico: 53, Lamar Jordan vs. Wyoming (11/26/2016)
Opponent: 75, Marvin Kinsey, Colorado State (11/19/2016)

70-YARD RUN

New Mexico: 73, Teriyon Gipson vs. Wyoming (11/26/2016)
Opponent: 75, Marvin Kinsey, Colorado State (11/19/2016)

70-YARD RECEPTION

New Mexico: 92, Delane Hart-Johnson from Lamar Jordan vs. Arizona (12/19/2015)
Opponent: 75, Juwan Harris from Chris Loviato, Rutgers (9/17/2016)

30 RUSHING ATTEMPTS

New Mexico: 41, Kasey Carrier at UTEP (9/5/2013)
Opponent: 36, Tyler Ervin, San José State (10/24/2015)

150 YARDS RUSHING

New Mexico: 176, Lamar Jordan vs. Wyoming (11/26/2016)
Opponent: 169, Robert Martin, Rutgers (9/17/2016)

200 YARDS RUSHING

New Mexico: 217, Teriyon Gipson vs. Wyoming (11/26/2016)
Opponent: 263, Tyler Ervin, San José State (10/24/2015)

TWO PLAYERS, 100 + YARDS RUSHING

New Mexico: Teriyon Gipson (140) & Tyrone Owens (126) vs. Air Force (10/15/2016)
Opponent: Don Jackson (152) & James Butler (145), Nevada (10/10/2015)

THREE PLAYERS, 100 + YARDS RUSHING

New Mexico: Teriyon Gipson (217), Lamar Jordan (176) & Richard McQuarley (121) vs. Wyoming (11/26/2016)
Opponent: Marvin Kinsey (127), Izzy Matthews (107) & Dalyn Dawkins (102), Colorado State (11/19/2016)

30 PASS COMPLETIONS

New Mexico: 30, B.R. Holbrook vs. Texas Tech (2010)
Opponent: 41, Brett Rypien, Boise State (11/14/2015)

50 PASS ATTEMPTS

New Mexico: 50, B.R. Holbrook vs. Texas Tech (2010)
Opponent: 75, Brett Rypien, Boise State (11/14/2015)

400 YARDS PASSING

New Mexico: 408, Casey Kelly vs. UNLV (2003)
Opponent: 506, Brett Rypien, Boise State (11/14/2015)

100 YARDS RUSHING & PASSING

New Mexico: Lamar Jordan (176 rushing, 122 passing) vs. Wyoming (11/26/2016)
Opponent: Brett Smith, Wyoming (138 rushing, 247 passing) (2013)

500 YARDS TOTAL OFFENSE

New Mexico: 594, Jeremy Leach vs. Utah (1989)
Opponent: 527, Derek Carr, Fresno State (2013)

10 PASS RECEPTIONS

New Mexico: 11, Ty Kirk vs. New Mexico State (2011)
Opponent: 20, Thomas Sperbeck, Boise State (11/14/2015)

150 YARDS RECEIVING

New Mexico: 209, Deon Long vs. Sam Houston State (2011)
Opponent: 182, Jalen Robinette, Air Force (10/15/2016)

2+ PLAYERS, 100 + YARDS RECEIVING

New Mexico: Deon Long (209) & Ty Kirk (127) vs. Sam Houston State (2011)
Opponent: Thomas Sperbeck (198) and Cedrick Wilson (167), Boise State (10/7/2016)

SCORED THREE TOUCHDOWNS

New Mexico: 3, Richard McQuarley vs. Wyoming (11/26/2016)
Opponent: 3, Brian Hill, Wyoming (11/26/2016)

FOUR TOUCHDOWN PASSES

New Mexico: 4, Graham Leigh vs. Utah State (1998)
Opponent: 5, Brett Rypien, Boise State (10/7/2016)

FOUR RUSHING TOUCHDOWNS

New Mexico: 4, Kasey Carrier at UTEP (2013)
Opponent: 5, Dee Hart, Colorado State (11/22/2014)

THREE TOUCHDOWN RECEPTIONS

New Mexico: 3, Deon Long vs. Sam Houston State (2011)
Opponent: 3, Cedrick Wilson, Boise State (10/7/2016)

FIVE FIELD GOALS

New Mexico: 5, James Aho vs. Arizona (2008)
Opponent: 5, Drew Dunning, Washington St. (2003)

50-YARD FIELD GOAL

New Mexico: 52, Jason Sanders vs. UTSA (12/17/2016)
Opponent: 52, Ben Jaekle, UNLV (2008)

TWO INTERCEPTIONS

New Mexico: 2, Lee Crosby vs. Hawai'i (10/17/15)
Opponent: 2, Jon Davis, Air Force (2009)

2003 Las Vegas Bowl * 2004 Emerald Bowl * 2006 New Mexico Bowl * 2007 New Mexico Bowl * 2015 Gildan New Mexico Bowl * 2016 Gildan New Mexico Bowl**TWO FUMBLE RECOVERIES**

New Mexico: 2, A.J. Butler vs. Utah (2010)

PUNT RETURN FOR TOUCHDOWN (no block)

New Mexico: 63 yards, Dwight Counter vs. Weber State (2002)
Opponent: 69 yards, Janarion Grant, Rutgers (9/17/2016)

TWO PUNT RETURNS FOR TOUCHDOWN (no block)

New Mexico: Has not occurred
Opponent: 64 yards, 61 yards Cliff Harris, Oregon (2010)

KICKOFF RETURN FOR A TOUCHDOWN

New Mexico: 93 yards, Elijah Lilly vs. ULM (10/22/16)
Opponent: 100 yards, Mike Edwards, Hawai'i (2012)

INTERCEPTION RETURN FOR TOUCHDOWN

New Mexico: 40 yards, Jadon Boatright vs. ULM (10/22/2016)
Opponent: 65 yards, Alex Means, Air Force (2012)

BLOCKED PAT

New Mexico: Ryan Santos vs. Nevada (11/5/2016)
Opponent: Kevin Strong, Jr., UTSA (12/17/2016)

BLOCKED FIELD GOAL

New Mexico: Nik D'Avanzo vs. Colorado State (11/21/2015)
Opponent: DeAndre Elliott, Colorado State (11/21/2015)

BLOCKED FIELD GOAL RETURN

New Mexico: 45 yards, Anthony Hooks vs. UTEP (2010)
Opponent: Has not occurred

BLOCKED PUNT

New Mexico: Victor James at San Diego State (2009)
Opponent: Kamalei Correa, Boise State (11/8/2014)

FUMBLE RETURN FOR A TOUCHDOWN

New Mexico: 46 yards, Lee Crosby at Hawai'i (10/29/2016)
Opponent: 25 yards, Marlon Johnson, Nevada (2011)

DEFENSIVE TWO-POINT CONVERSION

New Mexico: Brandon Branch vs. Arizona State (9/6/2014)
Opponent: Has not occurred

TEAM**OVERTIME GAME**

Won 42-35 (OT) at UTEP (2013)

SHUTOUT

New Mexico: 66-0 vs. Mississippi Valley State (9/5/2015); FBS: 24-0 vs. Wyoming (2008)

Opponent: 45-0, Texas (2012)

50 POINTS

New Mexico: 56 vs. Wyoming (11/26/2016)
Opponent: 60, Boise State (11/8/2014)

60 RUSHING ATTEMPTS

New Mexico: 64 vs. Nevada (11/5/2016)
Opponent: 74, Air Force (10/18/2014)

300 YARDS RUSHING

New Mexico: 568 vs. Wyoming (11/26/2016)
Opponent: 412, Colorado State (11/19/2016)

400 YARDS RUSHING

New Mexico: 568 vs. Wyoming (11/26/2016)
Opponent: 412, Colorado State (11/19/2016)

FOUR RUSHING TDS

New Mexico: 7 vs. Wyoming (11/26/2016)
Opponent: 5, Colorado State (11/19/2016)

400 YARDS PASSING

New Mexico: 434 vs. Sam Houston State (2011)
Opponent: 506, Boise State (11/14/2015)

FOUR PASSING TDS

New Mexico: 4 vs. Sam Houston State (2011)
Opponent: 5, Boise State (10/7/2016)

500 YARDS TOTAL OFFENSE

New Mexico: 690 vs. Wyoming (11/26/2016)
Opponent: 576, Colorado State (11/19/2016)

30 FIRST DOWNS

New Mexico: 33 vs. San Diego State (2005)
Opponent: 40, Boise State (11/14/2015)

INTERCEPTED FIVE PASSES

New Mexico: 5 vs. San Diego State (2003)
Opponent: 5, Colorado State (2001)

100 YARDS IN PENALTIES

New Mexico: 103 vs. Arizona (12/19/2015)
Opponent: 141, BYU (2010)

LOST FIVE FUMBLES

New Mexico: 5 vs. Brigham Young (1984)
Opponent: 5, Air Force (2007)

FAILED TO GAIN 100 YARDS RUSHING

New Mexico: 84 vs. Texas Tech (2012)
Opponent: 65, Boise State (10/7/2016)

FAILED TO GAIN 100 YARDS PASSING

New Mexico: 77 vs. UTSA (12/17/2016)
Opponent: 48 vs. Mississippi Valley State (9/5/2015)

FAILED TO GAIN 200 YARDS TOTAL OFFENSE

New Mexico: 127, Texas Tech (2012)
Opponent: 74 vs. Mississippi Valley State (9/5/2015)

RECORDED A SAFETY

New Mexico: Maurice Daniels sacked New Mexico State's Nick Jeanty in the end zone (10/3/2015)

Opponent: Team safety, TCU (2009)

NO PUNTS

New Mexico: vs. Colorado State (2013)
Opponent: Colorado State (11/21/2015)

SCORED TDS ON OFFENSE, DEFENSE AND SPECIAL TEAMS

New Mexico: vs. ULM (10/22/2016)
Opponent: Utah (2010)

TOP MARKS BY UNM OPPONENTS VS. LOBOS

INDIVIDUAL		TEAM	
First Downs	40, Boise State (11/14/2015)	INTs	3, Gerald Campbell, UTEP (1950)
Rushing Att.	47, Steve Bartalo, CSU (1985)		3, Gene Franz, BYU (1962)
			3, Derwin Gray, BYU (1990)
Rushing Yards	325, Andre Davis, TCU (1994)		7, UTEP (1950)
			7, West Texas (1950)
			7, Arizona (1953)
Long TD	94, Alvester Alexander, Wyoming (2010)	Rec. Yards	281, Thomas Sperbeck, Boise State (11/14/2015)
Rushing TDs	6, Kapri Bibbs, Colorado State (2013)	Receptions	22, Jay Miller, BYU (1973)
		TD Rec.	4, Kirk Pendleton, BYU (1983)
Pass Att.	75, Brett Rypien, Boise State (11/14/2015)		4, Roger Garidel, Utah (1971)
		INT Return	100, Larry Durham, UTEP (1962)
Pass Comp.	47, Chase Holbrook, New Mexico St. (2007)	Field Goals	5, Hawai'i (1981)
			5, Washington St. (2003)
Passing Yards	585, Robbie Bosco, BYU (1985)	Long FG	56, Owen Pochman, BYU (2000)
		Punts	13, Lonnie Crittenden, UTEP (1962)
Long Pass	98, Jack Steptoe from Dan Hagemann, Utah (1976)		13, UTEP (1962)
Total Plays	84, Brad Smith, Missouri (2005)		13, UTEP (1983)
		Long Punt	89, Jeff Babcock, Colorado St. (2004)
Total Off.	592, Robbie Bosco, BYU (1985)	Punt Return	95, Morris Owens, Arizona St. (1972)
		KO Return	100, Cedric Johnson, UTEP (1996)
TD Passes	7, Derek Carr, Fresno State (2013)		100, Ivory McCann, Texas Tech (2001)
			7, Fresno State (2013)
			7, UTEP (1967)



21

48

Game 1: 9-1-2016
Albuquerque, N.M.
Att: 20,221

ALBUQUERQUE, N.M. — The University of New Mexico Lobos scored 31 unanswered points to wrestle away a quick lead by South Dakota, taking down the Coyotes 48-21 in the season opener for both teams. UNM's offense rolled up 615 yards, the 15th-best total in school history.

If the opening play is any indication of how a season will go, it's going to be explosive. Teriyon Gipson took the opening handoff and raced 75 yards for a touchdown just 12 seconds into the contest. South Dakota did have an answer, as they went 75 yards in five plays, and then after a fumble, USD went 90 yards in nine plays to make it 14-7 9:10 into the game.

To that point, the Coyotes had 165 yards of offense, but UNM's veteran defense took charge after that, limiting the USD squad to just 158 the rest of the game, 75 of which came on the only scoring drive of the final three quarters for the Coyotes.

UNM was led by starting quarterback Austin Apodaca, who was nothing short of brilliant, rushing 41 yards on seven carries and going 12-for-16 through the air for 172 yards and two touchdowns. Both of those TDs were on brilliant catches. The first was over the middle by Matt Quarells, who caught a pass with a defender draped all over him and broke away for a 62-yard score. The second was at the end of a perfect two-minute drill as Apodaca hit Q' Drennan near the five yard line, leaping for the grab and then spinning into the end zone for his first career catch.

That made it 35-14 at the break and it was pretty much over from there as USD never really threatened.

Gipson, who scored on that opening 75-yard run, went 84 on his next touch to make it 14-14 just 59 seconds after USD went up 14-7. Quarells' catch gave UNM its lead for good, and then Richard McQuarley scored the first of his two touchdowns.

In the second half, Jason Sanders hit a pair of field goals sandwiched around USD's lone touchdown, but with the game at 41-21, McQuarley scored on a bruising 14-yard run through the middle for the final score of the game.

However, while the offense was rolling, the defense did as well over the final three quarters. Dakota Cox, who is looking to become the first player to lead the team in tackles all four seasons, got off to the right start with 14 tackles, 2.0 for loss, a sack, a forced fumble and an interception. Both turnovers he had a hand in turned into second half scores.

Overall, the Lobos recorded three sacks and six tackles for loss along with forcing three turnovers. After allowing two touchdowns on the first two drives, UNM forced five punts, two turnovers, a turnover on downs and two end of halves, getting 10 stops on the final 11 possessions, only two of which saw the Coyotes gain more than 20 yards.

Score by Quarters	1	2	3	4	Total
South Dakota	14	0	7	0	21
New Mexico	14	21	6	7	48

Qtr Time Scoring play

1st	14:48	NM - GIPSON, Teriyon 75 yd run (SANDERS, Jason kick), 1-75 0:12
	12:59	USD - Streveler, Chris 55 yd run (Bergner, Miles kick), 5-75 1:49
	05:50	USD - Streveler, Chris 42 yd run (Bergner, Miles kick), 9-90 3:20
	04:51	NM - GIPSON, Teriyon 84 yd run (SANDERS, Jason kick), 3-89 0:54
2nd	13:45	NM - QUARELLS, Matt 62 yd pass from APODACA, Austin (SANDERS, Jason kick), 4-74 1:18
	05:19	NM - McQUARLEY, Richard 4 yd run (SANDERS, Jason kick), 7-46 3:59
	00:10	NM - DRENNAN, Q' 26 yd pass from APODACA, Austin (SANDERS, Jason kick), 11-63 2:16
3rd	09:47	NM - SANDERS, Jason 27 yd field goal, 7-16 3:50
	06:48	USD - Carpenter, T. 41 yd pass from Streveler, Chris (Bergner, Miles kick), 8-75 2:59
	01:43	NM - SANDERS, Jason 22 yd field goal, 8-80 5:00
4th	11:26	NM - McQUARLEY, Richard 14 yd run (SANDERS, Jason kick), 6-48 3:29

	USD	NM
FIRST DOWNS	16	24
RUSHES-YARDS (NET)	43-183	49-428
PASSING YDS (NET)	140	187
Passes Att-Comp-Int	21-14-1	19-13-0
TOTAL OFFENSE PLAYS-YARDS	64-323	68-615
Fumble Returns-Yards	0-0	0-0
Punt Returns-Yards	1-2	3-37
Kickoff Returns-Yards	1-13	2-26
Interception Returns-Yards	0-0	1-0
Punts (Number-Avg)	5-55.8	4-29.0
Fumbles-Lost	2-2	1-1
Penalties-Yards	2-15	4-30
Possession Time	25:03	34:57
Third-Down Conversions	7 of 15	8 of 14
Fourth-Down Conversions	1 of 2	0 of 0
Red-Zone Scores-Chances	0-0	4-5
Sacks By: Number-Yards	2-9	3-21

RUSHING: South Dakota-Streveler, Chris 16-131; Bouma, Trevor 14-39; Ducker, Trystin 2-5; Kilgore, Khorey 3-4; Fredrick, M. 2-4; Saeger, Ryan 1-2; Jackson, Shamar 1-2; TEAM 1-minus 1; Simmons, Austin 3-minus 3. New Mexico-GIPSON, Teriyon 8-181; WOODHOUSE, Diquon 4-68; McQUARLEY, Richard 13-55; OWENS, Tyrone 10-48; APODACA, Austin 7-41; CHESTNUT, Daryl 6-36; JONES, Jahvon 1-minus 1.

PASSING: South Dakota-Streveler, Chris 10-13-0-117; Saeger, Ryan 4-7-1-23; Simmons, Austin 0-1-0-0. New Mexico-APODACA, Austin 12-16-0-172; LAWSON, JuJuan 1-2-0-15; TEAM 0-1-0-0.

RECEIVING: South Dakota-Carpenter, T. 3-59; Bouma, Trevor 3-25; Van Roekel, B. 2-19; Brooks, Alonge 2-14; Ramsey, Aaron 1-12; Donovan, Riley 1-8; Potter, Drew 1-6; Kilgore, Khorey 1-minus 3. New Mexico-REED, Patrick 4-47; GAMBLIN, Dameron 4-20; QUARELLS, Matt 2-72; DRENNAN, Q' 1-26; DAVIS, Chris 1-15; GIPSON, Teriyon 1-7.

INTERCEPTIONS: South Dakota-None. New Mexico-COX, Dakota 1-0.

FUMBLES: South Dakota-Simmons, Austin 1-1; Streveler, Chris 1-1. New Mexico-McQUARLEY, Richard 1-1.

South Dakota (0-1) vs. New Mexico (1-0)
 Date: Sep 01, 2016 • Site: Albuquerque, N.M. • Stadium: University Stadium
 Attendance: 20,221

Kickoff time: 7 pm • End of Game: 9:56 • Total elapsed time: 2:56
 Officials: Referee: Marvel Velazquez; Umpire: Rico Orsot; Linesman: Bill Scott;
 Line Judge: John Kilmer; Back Judge: Robert Lewis; Field Judge: Matt Binford;
 Side Judge: Steve Helman; Center Judge: Greg Reid;
 Temperature: 82 • Wind: 4 mph • Weather: Mostly Sunny



32

31

Game 2: 9-10-2016
Las Cruces, N.M.
Att: 17,843

LAS CRUCES, N.M. — The New Mexico Lobos led for almost the entire game. They didn't have the lead when it counted though...the end. New Mexico State took advantage of a short field and scored on an 8-yard pass with 5:46 to go, and UNM's fourth and 15 try fell three yards short as New Mexico State won the Rio Grande Rivalry for the first time since 2011 with a 32-31 victory in front of 17,852.

After two straight seasons in which UNM needed second half comebacks in order to win, it was NMSU's turn to pull the same trick. The Lobos took the opening kickoff and marched right down the field without an issue, going 75 yards in eight plays with Teriyon Gipson barreling over from 12-yards out just 4:35 into the game. UNM would then lead for the next 49:44, but the Lobos never could put away NMSU, and that would prove costly.

The Lobos took a 31-22 lead with 14:04 remaining when on a fourth-and-goal play, quarterback Austin Apodaca fakes a handoff to Richard McQuarley, and pitched to Gipson who walked into the end zone.

New Mexico State drove to the UNM 28, but back-to-back sacks moved the Aggies out of field goal range at the 37, facing third and 19. Tyler Rogers however converted, hitting a 26-yard pass, setting up Parker Davidson's fourth field goal of the game to make it 31-25 with 10:12 to go.

The killer for the Lobos came on the next drive. Facing third and five, Apodaca threw behind his intended receiver, and instead of a first down, NMSU's Terrill Hanks picked it off, giving the Aggies life at the Lobo 27.

On third and 2 from the 8-yard line, Rogers hit Gregory Hogan for a touchdown, and Davidson, who missed an earlier extra point, hit this one for NMSU's only lead at 32-31.

UNM wasn't done. Starting from their 30, the Lobos got a key fourth down conversion to Chris Davis, Jr. to the NMSU 45, and with just over two minutes left, it looked like one more first down would give kicker Jason Sanders a shot at being a hero.

That shot never came.

A pass to Patrick Reed was incomplete, and then NMSU's only sack of the game made it third and 15. After another incompleting, UNM was left facing a fourth-and-15. Apodaca hit Gipson underneath for 12, falling three yards short, although a UNM penalty would have negated the gain. From there the Aggie ran off the final 1:28 for the win.

It looked early like NMSU would never stop UNM. After the opening 75-yard drive for UNM was answered with a field goal, The Lobos drove 80 yards, with Apodaca keeping and scoring from 23 yards out for his second career touchdown. From there, UNM's offense dried up in the first half, mustering only a field goal with 28 seconds left to lead 17-9.

Score by Quarters	1	2	3	4	Total
New Mexico	14	3	7	7	31
New Mexico State	3	12	7	10	32

Qtr Time Scoring play

1st	10:25	NM - GIPSON, Teriyon 12 yd run (SANDERS, Jason kick), 8-75 4:35
	05:59	NMS - Davidson, P 45 yd field goal, 11-48 4:26
	02:40	NM - APODACA, Austin 23 yd run (SANDERS, Jason kick), 8-80 3:12
2nd	13:55	NMS - Davidson, P 41 yd field goal, 11-52 3:45
	06:42	NMS - Davidson, P 37 yd field goal, 4-0 0:21
	00:28	NM - SANDERS, Jason 41 yd field goal, 13-51 6:14
	00:04	NMS - Scott, Jaleel 5 yd pass from Rogers, Tyler (Davidson, P kick failed), 2-69 0:17
3rd	10:54	NM - McQUARLEY, Richard 5 yd run (SANDERS, Jason kick), 6-42 3:06
	02:45	NMS - Hall, Xavier 1 yd run (Davidson, P kick), 14-63 5:20
4th	14:04	NM - GIPSON, Teriyon 1 yd run (SANDERS, Jason kick), 7-28 3:21
	10:12	NMS - Davidson, P 30 yd field goal, 10-57 3:47
	05:46	NMS - Hogan, Gregory 8 yd pass from Rogers, Tyler (Davidson, P kick), 6-27 2:51

	NM	NMS
FIRST DOWNS	23	22
RUSHES-YARDS (NET)	45-221	35-102
PASSING YDS (NET)	115	205
Passes Att-Comp-Int	23-12-1	35-21-0
TOTAL OFFENSE PLAYS-YARDS	68-336	70-307
Fumble Returns-Yards	0-0	0-0
Punt Returns-Yards	1-9	1-4
Kickoff Returns-Yards	3-101	2-50
Interception Returns-Yards	0-0	1-8
Punts (Number-Avg)	2-40.5	3-46.7
Fumbles-Lost	1-1	0-0
Penalties-Yards	5-55	7-75
Possession Time	32:20	27:40
Third-Down Conversions	3 of 10	9 of 17
Fourth-Down Conversions	2 of 3	1 of 1
Red-Zone Scores-Chances	4-4	5-5
Sacks By: Number-Yards	5-29	1-5

RUSHING: New Mexico-OWENS, Tyrone 16-76; GIPSON, Teriyon 12-62; APODACA, Austin 4-58; McQUARLEY, Richard 5-12; CHESTNUT, Daryl 3-8; WOODHOUSE, Diquon 3-3; JORDAN, Lamar 2-2. New Mexico State-Hall, Xavier 11-61; Rogers, Tyler 15-21; Caldwell, Royce 4-20; Girdy, Gamar 1-4; Huntley, Jason 1-1; Burke, King 1-minus 1; TEAM 2-minus 4.

PASSING: New Mexico-APODACA, Austin 12-23-1-115. New Mexico State-Rogers, Tyler 21-35-0-205.

RECEIVING: New Mexico-GAMBLIN, Dameron 4-47; GIPSON, Teriyon 4-28; REED, Patrick 1-17; OWENS, Tyrone 1-10; GAUTSCHE, Cole 1-8; DAVIS, Chris 1-5. New Mexico State-Clark, OJ 6-13; Hogan, Gregory 4-41; Caldwell, Royce 2-57; Lottie, Izaiah 2-33; Boone, Johnathan 2-19; Scott, Jaleel 2-16; Solebeck, J 2-12; Hall, Xavier 1-14.

INTERCEPTIONS: New Mexico-None. New Mexico State-Hanks, Terrill 1-8.

FUMBLES: New Mexico-McQUARLEY, Richard 1-1. New Mexico State-None.

New Mexico (1-1) vs. New Mexico State (1-1)
 Date: Sep 10, 2016 • Site: Las Cruces, NM • Stadium: Aggie Memorial
 Attendance: 17,852

Kickoff time: 6:07pm • End of Game: 9:31pm • Total elapsed time: 3:24
 Officials: Referee: David Alvarez; Umpire: Stuart Schake; Linesman: George Shoup;
 Line Judge: Steve Hoslett; Back Judge: Mike Aaronian; Field Judge: Scotty Melancon;
 Side Judge: Rick Ockey; Center Judge: Tim Davis;
 Temperature: 82deg • Wind: ESE12mph • Weather: Sunny



28

37

Game 3: 9-17-2016
Piscataway, N.J.
Att: 39,680

PISCATAWAY, N.J. --- Rutgers scored 31 straight points, and despite UNM's defense limiting the Scarlet Knights to just 350 yards, the Lobos dropped a 37-28 decision in Piscataway in a game in which three long Rutgers touchdowns basically amounted to their offense.

The Lobos defensively allowed just 88 yards in the second half, but The Scarlet Knights took advantage of two short fields, getting fourth quarter field goals on drives that started at the UNM 35 and the UNM 16. UNM might have lost more than just the game as starting quarterback Austin Apodaca suffered an injury to his throwing shoulder late in the game on a sack.

Down 31-21 in the fourth, the Lobos made a game of it, converting a fourth down on the way to a touchdown as Richard McQuarley bolted in from 22 yards out to make it 31-28 with 12:06 to go. UNM went for the surprise onside kick, but Rutgers recovered at midfield, setting up a field position battle that eventually led to a field goal.

Needing nine points, UNM went for a late field goal, but it was missed, allowing Rutgers to take a knee and end the game.

Overall, UNM's defense allowed 350 yards, 155 on two long scoring plays, and then just 195 on the other 60 plays. Offensively, the Lobos rolled for 462 yards on 80 plays and holding the ball for over 38 minutes.

Everything went UNM's way early. Corey Bojorquez' first punt went 50 yards and was fumbled by Janarion Grant, with Bijon Parker recovering at the Rutgers 19-yard line. Daryl Chestnut scored on the next play to make it 7-0. After a drive that ended on fourth-and-one at the 20, UNM got on the board again when Apodaca had time and hit Patrick Reed for a 36-yard score.

Right before the quarter ended, Lamar Jordan somehow escaped a tackle and raced 52 yards for a touchdown and with 13 seconds left in the first quarter, UNM led 21-0. However, Rutgers got the first of three long scoring plays on a 75-yard pass from Chris Lovianoto to Jawuan Harris with three seconds left in the quarter.

The next drive saw some trickery as Grant, a receiver, threw a TD pass to make it 21-14, and then on the next offensive play, Robert Martin raced up the middle 80 yards to tie the game up. Rutgers took the lead with 1:04 left in the half when Grant made up for his earlier mistake on the fumbled punt with a 69-yard punt return for a touchdown, his eighth return for a TD in his career on either punts or kickoffs. That made it 28-21, although UNM had a shot to put point up at the end of the half, but Apodaca was intercepted on a deep ball at the three-yard line.

Score by Quarters	1	2	3	4	Total
New Mexico	21	0	0	7	28
Rutgers	7	21	3	6	37

Qtr	Time	Scoring play
1st	12:56	NM - CHESTNUT, Daryl 19 yd run (SANDERS, Jason kick), 1-19 0:05
	01:36	NM - REED, Patrick 36 yd pass from APODACA, Austin (SANDERS, Jason kick), 7-62 3:26
	00:13	NM - JORDAN, Lamar 52 yd run (SANDERS, Jason kick), 2-59 0:43
	00:03	RUT - Harris, Jawuan 75 yd pass from Laviano, Chris (Bonagura, David kick), 1-75 0:10
2nd	09:38	RUT - Patton, Andre 21 yd pass from Grant, Janarion (Bonagura, David kick), 10-82 3:22
	05:47	RUT - Martin, Robert 80 yd run (Bonagura, David kick), 1-80 0:10
	01:04	RUT - Grant, Janarion 69 yd punt return (Bonagura, David kick)
3rd	07:11	RUT - Bonagura, David 41 yd field goal, 11-38 3:47
4th	12:06	NM - McQUARLEY, Richard 22 yd run (SANDERS, Jason kick), 10-69 5:30
	05:30	RUT - Bonagura, David 33 yd field goal, 7-20 2:18
	03:05	RUT - Bonagura, David 28 yd field goal, 4-6 0:59

	NM	RUT
FIRST DOWNS	21	14
RUSHES-YARDS (NET)	56-293	32-177
PASSING YDS (NET)	169	173
Passes Att-Comp-Int	24-13-1	30-12-0
TOTAL OFFENSE PLAYS-YARDS	80-462	62-350
Fumble Returns-Yards	0-0	1-13
Punt Returns-Yards	3-19	7-112
Kickoff Returns-Yards	8-138	0-0
Interception Returns-Yards	0-0	1-5
Punts (Number-Avg)	8-38.5	7-34.6
Fumbles-Lost	1-1	2-1
Penalties-Yards	7-65	5-37
Possession Time	38:17	21:43
Third-Down Conversions	3 of 15	6 of 17
Fourth-Down Conversions	2 of 3	0 of 0
Red-Zone Scores-Chances	1-3	2-2
Sacks By: Number-Yards	0-0	3-16

RUSHING: New Mexico-JORDAN, Lamar 14-101; OWENS, Tyrone 14-67; McQUARLEY, Richard 6-52; CHESTNUT, Daryl 9-41; APODACA, Austin 9-23; WOODHOUSE, Dionon 3-7; GAMBLIN, Dameon 1-2. Rutgers-Martin, Robert 21-169; Grant, Janarion 4-10; Hicks, Josh 3-6; Laviano, Chris 1-1; Allen, Zach 1-1; TEAM 2-minus 10.

PASSING: New Mexico-APODACA, Austin 5-13-1-85; JORDAN, Lamar 8-11-0-84. Rutgers-Laviano, Chris 11-27-0-152; Allen, Zach 0-2-0-0; Grant, Janarion 1-1-0-21.

RECEIVING: New Mexico-QUARELLS, Matt 5-49; DRENNAN, Q' 3-23; REED, Patrick 2-55; SOMOYE, Anu 1-25; GAMBLIN, Dameon 1-11; WALSH, Michael 1-6. Rutgers-Grant, Janarion 4-32; Harris, Jawuan 3-94; Patton, Andre 2-28; Martin, Robert 2-6; Arcidiacono, N. 1-13.

INTERCEPTIONS: New Mexico-None. Rutgers-Gray, K.J. 1-5.

FUMBLES: New Mexico-OWENS, Tyrone 1-1. Rutgers-Martin, Robert 1-0; Grant, Janarion 1-1.

New Mexico (1-2) vs. Rutgers (2-1)
 Date: Sep 17, 2016 • Site: Piscataway, N.J. • Stadium: High Point Solutions
 Attendance: 39680

Kickoff time: 12:01 pm • End of Game: 3:37 pm • Total elapsed time: 3:36
 Officials: Referee: Mark Kluczynski; Umpire: Tim Owens; Linesman: Kelly Saalfeld;
 Line judge: Rick Kruger; Back judge: Scott Buchanan; Field judge: Gary Powers;
 Side judge: Scott McElwee; Center judge: Jason Nickleby;
 Temperature: 81 F • Wind: SSW 6mph • Weather: Mostly Sunny



48

41

Game 4: 10-1-2016
Albuquerque, N.M.
Att: 19,852

ALBUQUERQUE, N.M. --- New Mexico scored on the second play of the game, and never trailed after that, gouging San José State for 446 yards on the ground as the Lobos improved to 1-0 in Mountain West play at 2-2 overall with a 48-41 victory over the Spartans in front of a Homecoming crowd of 19,852 at University Stadium.

It took just two plays, 75 yards on the ground and 55 seconds for UNM to take the lead for good. Teriyon Gipson went for the first 61 yards, and Tyrone Owens finished the drive with 14 more and quickly it was a 7-0 lead and a harbinger of things to come. Both Gipson and Owens rushed for 100 yards, Gipson's fourth 100-yard rushing game of his career, and Owens' first.

UNM got a quick three-and-out and went right down the field again, with Gipson scoring from 40 yards out to make it 14-0. San Jose State responded with two touchdowns, a 75-yard jaunt by Zamore Zigler and a 21-yard end around by Tim Crawley, but the second extra point was blocked by Nik D'Avanzo, keeping UNM in the lead 14-13.

The teams traded touchdowns in the second quarter, UNM with the first of Richard McQuarley's three rushing scores and San José State with a Crawley 65 reception, but UNM would score the next 20 points.

Up 21-20, McQuarley scored again from a yard out, and then after a missed SJSU field goal, Jason Sanders ended the half with a career-long 45 yarder to give UNM a 31-20 lead.

Sanders added a field goal on UNM's first drive of the third quarter, and then the defense got a big play when Austin Ocasio, who had just checked in at linebacker, dropped into coverage and picked off Kenny Potter and zig-zagged his way to a 37-yard touchdown, and UNM led 41-20 after three.

San José State however wasn't done. Deontae Cooper scored on a short run, and then after an interception, he scored on a 45-yard screen pass to cut the lead to 41-34 with 9:27 left. However, UNM's defense forced three-and-outs on the next two Spartan drives, and UNM then put together a drive to salt the game away, going 79 yards in six plays, with McQuarley scoring on third down for a 48-34 lead with 2:54 left.

San José State got a late touchdown with 31 seconds left, but the ensuing onside kick went out of bounds, allowing UNM to take one knee and end the game.

The Lobos racked up 491 yards of offense, including 446 on the ground. UNM also dominated time of possession, holding the ball for 37:07. Defensively UNM allowed 41 points, but held San José State to just 2-for-9 on third down, and scored on an interception. UNM also forced six three-and-outs in the game, including two after the Spartans closed to within 41-34 in the fourth quarter.

Score by Quarters	1	2	3	4	Total
San Jose State	13	7	0	21	41
New Mexico	14	17	10	7	48

Qtr	Time	Scoring play
1st	14:05	NM - OWENS, Tyrone 14 yd run (SANDERS, Jason kick), 2-75 0:55
	07:32	NM - GIPSON, Teriyon 40 yd run (SANDERS, Jason kick), 9-85 4:36
	07:21	SJ - ZIGLER, Zamore 75 yd run (CRAWFORD, Bryce kick), 1-75 0:11
	01:07	SJ - CRAWLEY, Tim 21 yd run (CRAWFORD, Bryce kick), 4-42 1:55
2nd	11:13	NM - McQUARLEY, Richard 9 yd run (SANDERS, Jason kick), 4-42 1:55
	09:59	SJ - CRAWLEY, Tim 65 yd pass from POTTER, Kenny (CRAWFORD, Bryce kick), 3-75 1:14
	05:58	NM - McQUARLEY, Richard 1 yd run (SANDERS, Jason kick), 8-75 4:01
	00:00	NM - SANDERS, Jason 45 yd field goal, 11-52 4:10
3rd	05:01	NM - SANDERS, Jason 35 yd field goal, 15-62 8:20
	03:10	NM - OCASTO, Austin 37 yd interception return (SANDERS, Jason kick)
4th	12:06	SJ - COOPER, Deontae 2 yd run (CRAWFORD, Bryce kick), 5-46 2:06
	09:27	SJ - COOPER, Deontae 45 yd pass from POTTER, Kenny (CRAWFORD, Bryce kick), 3-58 1:02
	02:54	NM - McQUARLEY, Richard 6 yd run (SANDERS, Jason kick), 6-79 1:55
	00:31	SJ - HARTLEY, Tre 14 yd pass from POTTER, Kenny (CRAWFORD, Bryce kick), 8-75 2:23

	SJ	NM
FIRST DOWNS	20	22
RUSHES-YARDS (NET)	26-129	64-446
PASSING YDS (NET)	314	45
Passes Att-Comp-Int	30-16-1	8-4-1
TOTAL OFFENSE PLAYS-YARDS	56-443	72-491
Fumble Returns-Yards	0-0	0-0
Punt Returns-Yards	2-4	4-44
Kickoff Returns-Yards	0-0	0-0
Interception Returns-Yards	1-0	1-37
Punts (Number-Avg)	6-55.5	5-44.2
Fumbles-Lost	1-0	0-0
Penalties-Yards	2-25	8-70
Possession Time	22:53	37:07
Third-Down Conversions	2 of 9	5 of 14
Fourth-Down Conversions	0 of 0	1 of 1
Red-Zone Scores-Chances	2-3	5-5
Sacks By: Number-Yards	1-3	3-15

RUSHING: San Jose State-ZIGLER, Zamore 9-91; CRAWLEY, Tim 2-20; COOPER, Deontae 7-19; POTTER, Kenny 8-minus 1. New Mexico-GIPSON, Teriyon 11-156; OWENS, Tyrone 16-117; McQUARLEY, Richard 16-83; JORDAN, Lamar 13-45; CHESTNUT, Daryl 5-36; DRENNAN, Q' 1-10; HARRIS, Emmanuel 1-1; TEAM 1-minus 2.

PASSING: San Jose State-POTTER, Kenny 16-29-1-314; CRAWLEY, Tim 0-1-0-0. New Mexico-JORDAN, Lamar 4-8-1-45.

RECEIVING: San Jose State-HOLMES, Justin 4-99; HARTLEY, Tre 4-67; CRAWLEY, Tim 2-76; COOPER, Deontae 2-59; FREEMAN, Billy 2-4; COTTRELL, Thai 1-8; ZIGLER, Zamore 1-1. New Mexico-OWENS, Tyrone 2-27; CHESTNUT, Daryl 1-14; HARRIS, Emmanuel 1-4.

INTERCEPTIONS: San Jose State-McKNIGHT, Mauri 1-0. New Mexico-OCASTO, Austin 1-37.

FUMBLES: San Jose State-COTTRELL, Thai 1-0. New Mexico-None.

San Jose State (1-4,0-1) vs. New Mexico (2-2,1-0)
 Date: Oct 01, 2016 • Site: Albuquerque, N.M. • Stadium: University Stadium
 Attendance: 19852

Kickoff time: 2:08 pm • End of Game: 5:25 • Total elapsed time: 3:17
 Officials: Referee: Kevin Hassell; Umpire: Apollo Martin; Linesman: Tim Crowley;
 Line judge: David Young; Back judge: Bobby Lynn; Field judge: Gabriel DeLeon;
 Side judge: Mark Graves; Center judge: Bill Bishop;
 Temperature: 77 • Wind: 5 MPH • Weather: Paradise



49

21

Game 5: 10-7-2016
Albuquerque, N.M.
Att: 20,090

ALBUQUERQUE, N.M. --- Boise State exacted a measure of revenge against New Mexico as Brett Rypien looked every bit the part of a first team all-conference quarterback, going 21-for-28 for 391 yards and five touchdowns in first half as the No. 19 Broncos defeated the Lobos 49-21.

The loss dropped the Lobos to 2-3 overall and 1-1 in the Mountain West, with a date with Air Force in the Cotton Bowl on tap next Saturday at 1:30 p.m. Mountain Time in a game on ESPN News.

Both teams went 3-and-out on their opening possessions, but BSU went on top 7-0 after an 81-yard drive aided by two 15-yard face mask penalties on UNM and a dropped interception. The drive ended with the first of five touchdowns from Rypien as he hit Cedrick Wilson on a fade in the end zone. Those penalties would be a theme throughout the evening as UNM was whistled for a season-high 12.

The Lobos were able to tie the game on its next drive as after Lamar Jordan rushed three times, converting on third down, he handed the ball to Tyrone Owens, who raced up the gut untouched for a 62-yard touchdown, tying the game at 7-7, but that was the last time it would be tied.

BSU would score touchdowns on its next five drives of the half, pushing the lead to 42-7 at the half. BSU would score on its opening second half possession before UNM finally was able to answer in the fourth quarter. Most of those touchdowns were from the arm of Rypien, who threw touchdown passes of 7, 53, 54, 8 and 35 yards, two to Thomas Sperbeck and three to Wilson.

The Lobos finally ended the run of points when JuJuan Lawson, who entered at the start of the fourth quarter, led the Lobos on a 14-play, 82-yard drive as he rushed over for a touchdown on fourth down. UNM added one last score with 20 seconds left when Lamar Jordan came in and hit Anu Somoye for a 12-yard score, Somoye's first career touchdown.

New Mexico, which won the turnover battle in last year's game 4-2, threw an interception to end the first half and didn't force a turnover in the game.

The Lobos did keep up the good work on the ground, rushing for 382 yards on 61 carries, and limiting Boise State to just 65 yards on the ground on 29 carries. However, the air was a different story as Boise State went 21-for-30 for 391 yards, while UNM was just 4-for-15 for 39 yards.

Jordan led the way with 139 yards, Tyrone Owens added 82 and JuJuan Lawson had 62.

Score by Quarters	1	2	3	4	Total
Boise State	14	28	7	0	49
New Mexico	7	0	0	14	21

Qtr	Time	Scoring play
1st	06:49	BSU - WILSON, Cedrick 7 yd pass from RYPIEN, Brett (RAUSA, Tyler kick), 12-81 5:11
	05:01	NM - OWENS, Tyrone 62 yd run (SANDERS, Jason kick), 4-75 1:48
	03:37	BSU - WILSON, Cedrick 53 yd pass from RYPIEN, Brett (RAUSA, Tyler kick), 4-75 1:24
2nd	14:01	BSU - McNICHOLS, J. 9 yd run (RAUSA, Tyler kick), 8-52 2:35
	10:44	BSU - SPERBECK, T. 54 yd pass from RYPIEN, Brett (RAUSA, Tyler kick), 4-94 1:09
	06:17	BSU - WILSON, Cedrick 8 yd pass from RYPIEN, Brett (RAUSA, Tyler kick), 7-56 3:25
	01:10	BSU - SPERBECK, T. 35 yd pass from RYPIEN, Brett (RAUSA, Tyler kick), 6-76 1:45
3rd	07:08	BSU - McNICHOLS, J. 3 yd run (RAUSA, Tyler kick), 8-58 4:02
4th	07:55	NM - LAWSON, JuJuan 6 yd run (SANDERS, Jason kick), 14-82 7:06
	00:20	NM - SOMOYE, Anu 12 yd pass from JORDAN, Lamar (SANDERS, Jason kick), 11-74 5:23

	BSU	NM
FIRST DOWNS	22	23
RUSHES-YARDS (NET)	29-65	61-382
PASSING YDS (NET)	391	39
Passes Att-Comp-Int	30-21-0	15-4-1
TOTAL OFFENSE PLAYS-YARDS	59-456	76-421
Fumble Returns-Yards	0-0	0-0
Punt Returns-Yards	2-16	1-5
Kickoff Returns-Yards	0-0	4-64
Interception Returns-Yards	1-0	0-0
Punts (Number-Avg)	3-42.7	6-36.8
Fumbles-Lost	1-0	1-0
Penalties-Yards	2-15	12-88
Possession Time	23:53	36:07
Third-Down Conversions	5 of 8	6 of 16
Fourth-Down Conversions	0 of 0	3 of 4
Red-Zone Scores-Chances	4-4	2-2
Sacks By: Number-Yards	3-19	0-0

RUSHING: Boise State-McNICHOLS, J. 21-54; MATTISON, Alex 2-9; WOLPIN, Ryan 3-9; RYPIEN, Brett 1-1; TEAM 2-minus 8. New Mexico-JORDAN, Lamar 21-139; OWENS, Tyrone 7-82; LAWSON, JuJuan 11-62; McQUARLEY, Richard 7-40; CHESTNUT, Daryl 8-32; WOODHOUSE, Diquon 5-26; GAMBLIN, Dameon 2-1.

PASSING: Boise State-RYPIEN, Brett 21-28 0-391; STUART, Thomas 0-2 0-0. New Mexico-JORDAN, Lamar 4-14 1-39; LAWSON, JuJuan 0-1 0-0.

RECEIVING: Boise State-SPERBECK, T. 9-198; WILSON, Cedrick 9-167; ANDERSON, Chaz 2-15; MODSTER, Sean 1-11. New Mexico-QUARELLS, Matt 1-13; SOMOYE, Anu 1-12; DRENNAN, Q' 1-11; GAMBLIN, Dameon 1-3.

INTERCEPTIONS: Boise State-FORD, Raymond 1-0. New Mexico-None.

FUMBLES: Boise State-TEAM 1-0. New Mexico-JORDAN, Lamar 1-0.

Boise State (5-0,2-0) vs. New Mexico (2-3,1-1)
 Date: Oct 07, 2016 • Site: Albuquerque, N.M. • Stadium: University Stadium
 Attendance: 20090

Kickoff time: 7:05 pm • End of Game: 10:37 • Total elapsed time: 3:32
 Officials: Referee: C. Castleberry; Umpire: Jin Adams; Linesman: Cal McNeill;
 Line Judge: Kelly Deterding; Back Judge: Donnie Aultman; Field Judge: Scott Gaines;
 Side Judge: Anth. Flemming; Center Judge: Chris Tallent;
 Temperature: 66 F • Wind: 10 MPH • Weather: Clear



45

40

Game 6: 10-15-2016
Dallas, Texas
Att: 18,756

DALLAS, Texas --- In a game in which the offenses were the stars and main attraction, it was UNM's defense that came up huge time and again in the fourth quarter when it needed it. The Lobos, holding onto a 45-40 lead, twice made fourth down stops in the final three minutes, and the offense ran for 373 yards as New Mexico evened its record at 3-3 with a 45-40 win over Air Force, a team receiving votes in the national poll.

The Lobos also improved to 2-1 in the Mountain West, and have now won seven conference games in the last two seasons.

Up 35-27 at the break, the Lobo defense forced an immediate three-and-out to open the half, and Lamar Jordan and company went 80 yards in nine plays, with Richard McQuarley scoring UNM's third 1-yard TD of the game, making it 42-27. Air Force answered with a 20-yard touchdown pass on third-and-16, making it 42-34. The Lobos then got a key score late in the third when after the offense stalled, Jason Sanders bombed a 49-yard field goal that easily had another 15 yards on it. That career-long kick made it 45-34, and kept the game at two scores.

From there the defenses took over. The Lobos forced a punt after a first down, but UNM's offense stalled as Lamar Jordan went out with a hamstring issue, forcing Austin Apodaca into the game for the first time since injuring his collar bone at Rutgers. The Lobo offense would go four straight drives without a first down, forcing UNM's defense to have to answer.

Answer they did.

On the next drive the Lobos forced a three-and-out after one of Nik D'Avanzo's 2.5 tackles for a loss. After another punt, the Lobos finally allowed a score as Air Force went 54 yards in seven plays, cutting the lead to 45-40. The two-point conversion pass was knocked away, keeping it a five-point margin.

Air Force got the ball back with 3:45 to go at its own 37, but the Falcons lost one yard on the drive, with three straight incompletions giving UNM the ball at the Air Force 36. UNM couldn't get the first down it needed and punted to the 12-yard line, and Air Force with 1:54 left had one last shot.

After a holding penalty and a short completion, Air Force's Nate Romine somehow flipped an underhanded toss to Tim McVey for a 20-yard gain to the Air Force 40 with just over a minute to go, but the defense forced four straight incompletions with breakups by Lee Crosby and Dakota Cox. UNM then took two kneel downs to end the game.

It looked like there were going to be fireworks in the daytime of the Texas State Fair, as the Cotton Bowl turf saw plenty of offense to the tune of 974 combined yards. UNM scored a season-high 35 points in the first half as Lamar Jordan and the offense had the option working.

Score by Quarters	1	2	3	4	Total
New Mexico	14	21	10	0	45
Air Force	10	17	7	6	40

Qtr	Time	Scoring play
1st	13:57	NM - McQUARLEY, Richard 1 yd run (SANDERS, Jason kick), 3-75 1:03
	10:33	AF - STREBEL, Luke 48 yd field goal, 7-43 3:19
	09:21	NM - GIPSON, Teriyon 60 yd run (SANDERS, Jason kick), 3-75 1:12
	07:56	AF - OWENS, Jacobi 43 yd run (STREBEL, Luke kick), 4-75 1:25
2nd	13:21	NM - OWENS, Tyrone 1 yd run (SANDERS, Jason kick), 12-71 6:42
	10:30	AF - ROBINETTE, Jale 53 yd pass from ROMINE, Nate (STREBEL, Luke kick), 6-75 2:51
	06:49	NM - GIPSON, Teriyon 12 yd pass from JORDAN, Lamar (SANDERS, Jason kick), 7-60 3:34
	02:00	AF - ROMINE, Nate 1 yd run (STREBEL, Luke kick), 10-75 4:49
	01:10	NM - DRENNAN, Q' 45 yd pass from JORDAN, Lamar (SANDERS, Jason kick), 2-42 0:42
	00:00	AF - STREBEL, Luke 37 yd field goal, 7-55 1:10
3rd	07:27	NM - McQUARLEY, Richard 1 yd run (SANDERS, Jason kick), 9-80 4:50
	05:33	AF - CLEVELAND, R. 20 yd pass from ROMINE, Nate (STREBEL, Luke kick), 7-75 1:54
	00:32	NM - SANDERS, Jason 49 yd field goal, 10-23 4:52
4th	05:22	AF - McVEY, TIM 6 yd run (ROMINE, Nate pass failed), 7-54 2:13

	NM	AF
FIRST DOWNS	18	24
RUSHES-YARDS (NET)	55-373	49-251
PASSING YDS (NET)	70	280
Passes Att-Comp-Int	8-3-0	24-12-0
TOTAL OFFENSE PLAYS-YARDS	63-443	73-531
Fumble Returns-Yards	0-0	0-0
Punt Returns-Yards	1-4	1-7
Kickoff Returns-Yards	4-160	1-22
Interception Returns-Yards	0-0	0-0
Punts (Number-Avg)	5-37.0	4-46.8
Fumbles-Lost	1-0	2-0
Penalties-Yards	3-25	4-41
Possession Time	31:25	28:35
Third-Down Conversions	9 of 15	3 of 11
Fourth-Down Conversions	0 of 0	1 of 2
Red-Zone Scores-Chances	4-4	4-4
Sacks By: Number-Yards	3-20	0-0

RUSHING: New Mexico-GIPSON, Teriyon 9-140; OWENS, Tyrone 16-126; JORDAN, Lamar 6-51; McQUARLEY, Richard 14-31; GAMBLIN, Dameon 1-14; CHESTNUT, Daryl 5-13; APODACA, Austin 2-2; TEAM 2-minus 4. Air Force-OWENS, Jacobi 10-106; JOHNSON, D.J. 10-65; McVEY, TIM 6-44; DAVERN, Shayne 7-23; ROMINE, Nate 13-15; WILLIAMS, Tyler 1-1; CLEVELAND, R. 2-minus 3.

PASSING: New Mexico-JORDAN, Lamar 3-6 0-70; APODACA, Austin 0-2 0-0. Air Force-ROMINE, Nate 12-24 0-280.

RECEIVING: New Mexico-DRENNAN, Q' 2-58; GIPSON, Teriyon 1-12. Air Force-ROBINETTE, Jale 7-182; DAVERN, Shayne 3-57; McVEY, TIM 1-21; CLEVELAND, R. 1-20.

INTERCEPTIONS: New Mexico-None. Air Force-None.

FUMBLES: New Mexico-GAMBLIN, Dameon 1-0. Air Force-OWENS, Jacobi 1-0; CLEVELAND, R. 1-0.

New Mexico (3-3,2-1) vs. Air Force (4-2,1-2)
 Date: Oct 15, 2016 • Site: Dallas, Texas • Stadium: Cotton Bowl
 Attendance: 18756

Kickoff time: 2:32 pm • End of Game: 6:16 pm • Total elapsed time: 3:44
 Officials: Referee: Kevin Marr; Umpire: Matt Salas; Linesman: John Braun;
 Line Judge: Darren Deckard; Back Judge: David Baldwin; Field Judge: John Wisniewski;
 Side Judge: Mario Seneca; Center Judge: Corey Long;
 Temperature: 85 • Wind: S 14 mph • Weather: Partly Cloudy



17 Game 7: 10-22-2016
Albuquerque, N.M.
59 Att: 18,099

ALBUQUERQUE, N.M. --- In an amazing coincidence that defies statistics, the Lobos lost the opening coin toss for the seventh time in seven games this year. That was about the only thing that didn't go UNM's way on this night.

The Lobos picked off a pass and scored on the third play of the game and the squad got eight touchdowns from eight different players as New Mexico rolled to 622 yards of offense and an easy 59-17 win over ULM. The win pushed UNM to 4-3 on the season and dropped ULM to 2-5, and it sets up a big game on Saturday night in Honolulu against Hawai'i, a 34-27 double-overtime winner over Air Force on Saturday.

The 622 yards for UNM marked the second time this season that the team eclipsed the 600-yard mark, and the third time under Bob Davie. It tied for the 11th-most yards in school history, equaling the amount UNM picked up against Utah in 1971. It was the most yards since getting 633 against Utah in 2003.

ULM had the opening possession, and on third-and-1, Will Collins, a freshman making his first career start, was picked off by Jadon Boatright right at the 40-yard line. Boatright raced in from there with a touchdown on his first career interception. UNM then forced a three and out and UNM wasted little time making it 14-0 as Richard McQuarley scored to cap a four-play, 72-yard drive, and the rout was on.

UNM would score two more times in the quarter, on a 6-yard Teriyon Gipson run and an 83-yard run by Tyrone Owens, the fifth-longest run in school history, to give UNM a commanding 28-0 lead after one quarter, and it was basically on cruise control from there. Even when things didn't go right, they sort of went right.

After a 10-yard catch with 12 second left in the half for a touchdown to make it 34-3, UNM picked up a 15-yard penalty and then a 10-yard penalty, making the extra point the equivalent of a 45-yard field goal. Didn't matter to Jason Sanders, who went 8-for-8 on PATs, hit a 36-yard field goal and 10 touchdowns on 10 kickoffs.

Up 35-3 at the break, UNM received the opening kickoff for the second half, and Elijah Lilly made ULM pay, taking the kick at the 7-yard line, racing around the left side, breaking a tackle and scampering in for a 93-yard touchdown. The reigning Mountain West Special Teams Player of the Week, Lilly extended UNM's streak to seven straight years with a kickoff return touchdown.

UNM got the lead all the way up to 52-3 after a Diquon Woodhouse touchdown and Sanders' field goal before ULM scored two fourth quarter touchdowns within a minute of each other on a 1-yard run and then a 30-yard pass after a fumble, UNM's third lost fumble of the game.

Daryl Chestnut capped the scoring with a 4-yard touchdown run.

Overall, UNM rushed for 476 yards on 51 carries, and Lamar Jordan and JuJuan Lawson combined to throw for 146 yards through the air. Defensively, UNM allowed just 235 yards, the lowest total to an FBS opponent since a 16-14 loss at New Mexico State when UNM allowed just 208 yards to the Aggies.

Score by Quarters	1	2	3	4	Total
ULM	0	3	0	14	17
New Mexico	28	7	17	7	59

Qtr	Time	Scoring play
1st	13:44	NM - BOATRIGHT, Jadon 40 yd interception return (SANDERS, Jason kick)
	11:21	NM - McQUARLEY, Richard 12 yd run (SANDERS, Jason kick), 4-72 1:26
	04:07	NM - GIPSON, Teriyon 6 yd run (SANDERS, Jason kick), 11-85 4:25
	01:04	NM - OWENS, Tyrone 83 yd run (SANDERS, Jason kick), 1-83 0:11
2nd	05:04	ULM - Ford, Craig 33 yd field goal, 4-5 1:49
	00:12	NM - GAMBLIN, Dameron 10 yd pass from JORDAN, Lamar (SANDERS, Jason kick), 8-86 4:45
3rd	14:45	NM - LILLY, Elijah 93 yd kickoff return (SANDERS, Jason kick)
	06:21	NM - WOODHOUSE, Diquon 36 yd run (SANDERS, Jason kick), 8-89 4:43
	02:33	NM - SANDERS, Jason 36 yd field goal, 5-25 2:13
4th	13:35	ULM - Koufie, Thomas 1 yd run (Ford, Craig kick), 10-75 3:58
	12:33	ULM - Brown, Xavier 30 yd pass from Evans, Caleb (Ford, Craig kick), 1-30 0:07
	06:06	NM - CHESTNUT, Daryl 4 yd run (SANDERS, Jason kick), 11-75 6:27

	ULM	NM
FIRST DOWNS	12	23
RUSHES-YARDS (NET)	41-115	51-476
PASSING YDS (NET)	120	146
Passes Att-Comp-Int	22-12-2	11-7-0
TOTAL OFFENSE PLAYS-YARDS	63-235	62-622
Fumble Returns-Yards	2-6	0-0
Punt Returns-Yards	1-19	1-9
Kickoff Returns-Yards	0-0	3-117
Interception Returns-Yards	0-0	2-40
Punts (Number-Avg)	8-42.1	1-44.0
Fumbles-Lost	0-0	4-3
Penalties-Yards	6-52	7-70
Possession Time	27:30	32:30
Third-Down Conversions	7 of 17	7 of 10
Fourth-Down Conversions	0 of 0	0 of 0
Red-Zone Scores-Chances	2-2	5-5
Sacks By: Number-Yards	0-0	5-21

RUSHING: ULM-Collins, Will 11-35; Koufie, Thomas 6-28; Carter, Duke 7-24; Luckett, Ben 9-19; Green, Marcus 2-7; Evans, Caleb 6-2. New Mexico-OWENS, Tyrone 9-171; GIPSON, Teriyon 8-84; McQUARLEY, Richard 9-68; WOODHOUSE, Diquon 4-67; CHESTNUT, Daryl 10-48; JONES, Jahvon 5-38; LAWSON, JuJuan 1-5; JORDAN, Lamar 5-minus 5.

PASSING: ULM-Evans, Caleb 12-15-1-120; Collins, Will 0-7-1-0. New Mexico-JORDAN, Lamar 5-9-0-107; LAWSON, JuJuan 2-2-0-39.

RECEIVING: ULM-Brown, Xavier 2-32; Holley, Ajalen 2-17; McCray, Markis 2-13; Williams, Brian 1-33; Perrier, Tre 1-8; Carter, Duke 1-6; Nevels, Kyle 1-4; Koufie, Thomas 1-4; Green, Marcus 1-3. New Mexico-REED, Patrick 1-45; DRENNAN, Q 1-39; DAVIS, Chris 1-26; HARRIS, Emmanuel 1-13; GAMBLIN, Dameron 1-10; QUARELLS, Matt 1-9; OWENS, Tyrone 1-4.

INTERCEPTIONS: ULM-None. New Mexico-BOATRIGHT, Jadon 1-40; ROTHSCILLER, Jake 1-0.

FUMBLES: ULM-None. New Mexico-GIPSON, Teriyon 1-1; WOODHOUSE, Diquon 1-1; JORDAN, Lamar 1-1; CHESTNUT, Daryl 1-0.

ULM (2-5) vs. New Mexico (4-3)
Date: Oct 22, 2016 • Site: Albuquerque, N.M. • Stadium: University Stadium
Attendance: 18099

Kickoff time: 7 pm • End of Game: 10:10 pm • Total elapsed time: 3:10
Officials: Referee: Ted Pitts; Umpire: Ken Huffhines; Linesman: Greg LeFils Sr.;
Line Judge: Walter Flowers; Back Judge: Jay Brown; Field Judge: Mike Bosher;
Side Judge: Chip Shields; Center Judge: Chris Garner;



28 Game 8: 10-29-2016
Honolulu, Haw.
21 Att: 18,099

HONOLULU, Hawaii --- In a game that felt like a defensive play would win it ... a defensive play won it. Daniel Henry zipped through the line and forced a Diocemy Saint Juste fumble and Lee Crosby scooped and scored from 46 yards out as New Mexico won its third straight for the first time since 2007 as UNM beat Hawai'i 28-21 in a game marred by torrential rain throughout.

After Crosby's and Henry's heroics, UNM needed one more stop defensively, and the third time on the drive was the charm. Hawai'i methodically moved down the field after Crosby's touchdown with 8:53 left, converting two straight fourth-and-2 opportunities. After an eight-yard pass to the UNM 8-yard line, Nik D'Avanzo and Donnie White teamed up to hold Steve Lakalaka to a yard on third down, setting up another fourth down opportunity. With the clock winding down and under 2:30 to go, D'Avanzo knifed through the Hawai'i line and took down Lakalaka for no gain after a measurement.

From there, UNM needed two first downs and Diquon Woodhouse, Teriyon Gipson and Tyrone Owens combined to get them, giving UNM a hard fought win on the island of Oahu.

Tied at 14-14, UNM took the lead late in the third quarter when Owens burst up the middle and got a tremendous downfield block from Matt Quarells and scored to make it 21-14, pushing him over the 100-yard mark in the process. The Rainbow Warriors (4-5, 3-2 MW) answered with a 56-yard drive to tie it at 21-21 as Lakalaka scored from four yards out.

UNM punted after that, but a big tackle on coverage by Bijon Parker set up the stage for the ensuing run plays by Hawai'i and the fumble recovery that won it.

UNM went up 14-0 in the first quarter, scoring on runs by Richard McQuarley of 1-yard and 11 yards by Teriyon Gipson. Hawai'i answered with 14 in the second quarter, scoring on a 6-yard quarterback run and a 2-yard run on a fake field goal at the halftime gun.

Lamar Jordan started for UNM and was 4-for-6 for 58 yards and a pick in the first half. Austin Apodaca came in for the second half and was 7-for-9 for 26 yards, but his accuracy opened up the middle of the field, allowing Owens to take advantage.

Score by Quarters	1	2	3	4	Total
New Mexico	14	0	7	7	28
Hawai'i	0	14	0	7	21

Qtr	Time	Scoring play
1st	06:59	NM - McQUARLEY, Richard 1 yd run (SANDERS, Jason kick), 11-56 5:43
	00:33	NM - GIPSON, Teriyon 11 yd run (SANDERS, Jason kick), 9-75 4:51
2nd	10:56	UH - BROWN, Dru 6 yd run (SANCHEZ, R. kick), 10-75 4:37
	00:00	UH - WOOLSEY, Ikaika 2 yd run (SANCHEZ, R. kick), 5-40 0:51
3rd	00:01	NM - OWENS, Tyrone 72 yd run (SANDERS, Jason kick), 1-72 0:13
4th	12:49	UH - LAKALAKA, S. 4 yd run (SANCHEZ, R. kick), 8-56 2:11
	08:53	NM - CROSBY, Lee 46 yd fumble recovery (SANDERS, Jason kick)

	NM	UH
FIRST DOWNS	15	16
RUSHES-YARDS (NET)	40-237	40-125
PASSING YDS (NET)	84	173
Passes Att-Comp-Int	15-11-1	28-16-0
TOTAL OFFENSE PLAYS-YARDS	55-321	68-298
Fumble Returns-Yards	1-46	0-0
Punt Returns-Yards	4-16	4-36
Kickoff Returns-Yards	1-18	2-67
Interception Returns-Yards	0-0	1-3
Punts (Number-Avg)	6-47.2	6-44.8
Fumbles-Lost	1-0	2-1
Penalties-Yards	8-79	1-10
Possession Time	30:18	29:42
Third-Down Conversions	5 of 12	2 of 13
Fourth-Down Conversions	1 of 1	3 of 5
Red-Zone Scores-Chances	2-2	3-4
Sacks By: Number-Yards	2-10	0-0

RUSHING: New Mexico-OWENS, Tyrone 12-134; GIPSON, Teriyon 17-73; McQUARLEY, Richard 6-17; JORDAN, Lamar 2-12; WOODHOUSE, Diquon 1-5; TEAM 1-minus 2; CHESTNUT, Daryl 1-minus 2. Hawai'i-SAINT JUSTE, D. 17-77; LAKALAKA, S. 9-23; HARRIS, Paul 5-12; BROWN, Dru 8-11; WOOLSEY, Ikaika 1-2.

PASSING: New Mexico-APODACA, Austin 7-9-0-26; JORDAN, Lamar 4-6-1-58. Hawai'i-BROWN, Dru 16-28-0-173.


RECEIVING: New Mexico-GAMBLIN, Dameron 4-41; GIPSON, Teriyon 2-15; OWENS, Tyrone 2-9; HARRIS, Emmanuel 1-10; McQUARLEY, Richard 1-6; QUARELLS, Matt 1-3. Hawai'i-KEMP, Marcus 8-89; URSUA, John 5-44; EWALIKO, Keelan 2-31; COLLIE, Dylan 1-9.

INTERCEPTIONS: New Mexico-None. Hawai'i-HENDERSON, T. 1-3.

FUMBLES: New Mexico-GIPSON, Teriyon 1-0. Hawai'i-URSUA, John 1-0; SAINT JUSTE, D. 1-1.

New Mexico (5-3,3-1) vs. Hawai'i (4-5,3-2)
Date: Oct 29, 2016 • Site: Honolulu, HI • Stadium: Aloha Stadium
Attendance: 23964

Kickoff time: 6:08 pm • End of Game: 9:17 • Total elapsed time: 3:09
Officials: Referee: David Alvarez; Umpire: Stuart Schake; Linesman: George Shoup;
Line Judge: Steve Hoslett; Back Judge: Mike Aaronian; Field Judge: Allan Nicholson;
Side Judge: Richard Ockey; Center Judge: Timothy Davis;
Temperature: 76 deg. • Wind: NE 13 • Weather: Showers
TURNSTILE ATTENDANCE: 19,158



26
35

Game 9: 11-5-2016
Albuquerque, N.M.
Att: 17,290

ALBUQUERQUE, N.M. --- It wasn't exactly "Easy Like Sunday Morning", but it sure finished on Sunday morning. Thanks to a hellacious thunder storm that knocked out power briefly at University Stadium and delayed the game at halftime nearly two hours, the University of New Mexico Lobos clinched bowl eligibility for a second straight season with a 35-26 win over the Nevada Wolf Pack, a team that soundly defeated UNM a year ago.

The win moved the Lobos to 6-3 overall and 4-1 in the Mountain Division of the Mountain West, keeping pace with Boise State for a tie for second place. The Lobos remained one game behind Wyoming for first place in the conference. It also gave UNM its first four-game winning streak since the 2004 season, when UNM won five straight.

The Lobos will now go bowling for a second consecutive year, only the fourth time that's happened and the first since the team went three straight times, in 2006 and 2007.

Play resumed after a one hour, 49-minute delay at 10:43 p.m., and UNM's defense immediately forced a three-and-out, setting up UNM's offense. Under Austin Apodaca, the Lobos moved the ball right down the field as Apodaca mixed the pass and run well. However, on a fumble at the 4-yard line, Apodaca got hurt on the recovery, and Lamar Jordan, who started, entered back into the game. He promptly dashed into the end zone from the four to give UNM the lead for good.

Apodaca returned on the next series and hit Emmanuel Harris for a 44-yard touchdown on a third-and-six play, giving UNM a 28-14 lead. Nevada however, would answer with the next two touchdowns, but Nevada's kicking game, once a major strength, proved its undoing. After a Brandon Scott 19-yard touchdown catch, Spencer Pettit's extra point was blocked by Ryan Santos, keeping the margin at eight, 28-20.

Nevada's next offensive play went for a 57-yard touchdown to Ahki Muhammad, this with 11:31 to go. Needing a two-pointer to tie, Tyler Gangi's pass was knocked away by Nias Martin, keeping UNM in the lead at 28-26.

After another punt, UNM's defense, as it did when needed against San José State and Air Force during this streak, came through. Down just two and starting at its own 20, Nevada went nowhere in three plays. First, Kimmie Carson blew up James Butler on an inside handoff, and then he got in Gangi's face and forced an incompletion. On third down, Jadon Boatright knocked away a pass intended for Jerico Richardson, forcing a punt.

That was all UNM needed. Apodaca led a brilliant eight play, 57 yard drive for a touchdown to ice it away. After a run for no gain on the first play, he scrambled around, buying time until he found Cole Gautsche for a short gain. Apodaca then hit Dameon Gamblin with a big completion for a first down to the Nevada 43-yard line. From there, Gipson, who finished with 121 yards on the ground, gained three, and then Apodaca went for 29, sliding at the end to stay in bounds. He would score to seal it three plays later.

Score by Quarters	1	2	3	4	Total
Nevada	0	14	0	12	26
New Mexico	7	7	14	7	35

Qtr Time Scoring play

1st	09:45	NM - McQUARLEY, Richard 3 yd run (SANDERS, Jason kick), 11-75 5:15
2nd	13:36	NV - BUTLER, James 9 yd run (PETTIT, Spencer kick), 9-80 3:35
	06:13	NV - DEMPS, Wyatt 12 yd pass from GANGI, Ty (PETTIT, Spencer kick), 8-91 2:28
	02:17	NM - OWENS, Tyrone 25 yd run (SANDERS, Jason kick), 8-75 3:56
3rd	05:50	NM - JORDAN, Lamar 4 yd run (SANDERS, Jason kick), 14-63 7:41
	01:16	NM - HARRIS, Emmanuel 44 yd pass from APODACA, Austin (SANDERS, Jason kick), 6-66 2:57
4th	13:19	NV - SCOTT, Brandon 19 yd pass from GANGI, Ty (PETTIT, Spencer kick), 6-75 2:57
	11:31	NV - MUHAMMAD, Ahki 57 yd pass from GANGI, Ty (GANGI, Ty pass failed), 1-57 0:08
	02:54	NM - APODACA, Austin 4 yd run (SANDERS, Jason kick), 8-57 4:49

	NV	NM
FIRST DOWNS	19	23
RUSHES-YARDS (NET)	23-108	64-373
PASSING YDS (NET)	301	100
Passes Att-Comp-Int	34-19-2	12-8-1
TOTAL OFFENSE PLAYS-YARDS	57-409	76-473
Fumble Returns-Yards	0-0	0-0
Punt Returns-Yards	0-0	1-6
Kickoff Returns-Yards	1-23	3-47
Interception Returns-Yards	1-0	2-9
Punts (Number-Avg)	4-41.2	4-52.8
Fumbles-Lost	0-0	2-1
Penalties-Yards	5-25	6-41
Possession Time	19:51	40:09
Third-Down Conversions	3 of 10	11 of 18
Fourth-Down Conversions	0 of 0	2 of 2
Red-Zone Scores-Chances	3-3	3-4
Sacks By: Number-Yards	0-0	1-10

RUSHING: Nevada-BUTLER, James 16-94; MUHAMMAD, Ahki 1-17; KINCAIDE, J. 3-0; GANGI, Ty 2-0; TEAM 1-minus 3. New Mexico-GIPSON, Teriyon 20-121; JORDAN, Lamar 9-88; OWENS, Tyrone 12-69; APODACA, Austin 5-43; McQUARLEY, Richard 14-43; CHESTNUT, Daryl 3-11; TEAM 1-minus 2.

PASSING: Nevada-GANGI, Ty 19-34-2-301. New Mexico-APODACA, Austin 7-9-0-96; JORDAN, Lamar 1-3-1-4.

RECEIVING: Nevada-DEMPS, Wyatt 6-92; HENDERSON, H. 4-32; RICHARDSON, J. 3-45; MUHAMMAD, Ahki 2-57; GIPSON, Jarred 2-13; KINCAIDE, J. 1-43; SCOTT, Brandon 1-19. New Mexico-REED, Patrick 2-26; HARRIS, Emmanuel 1-44; GAMBLIN, Dameon 1-8; DAVIS, Chris 1-7; GAUTSCHE, Cole 1-6; McQUARLEY, Richard 1-5; OWENS, Tyrone 1-4.

INTERCEPTIONS: Nevada-MITCHELL, E. 1-0. New Mexico-SANTOS, Ryan 1-6; OCASIO, Austin 1-3.

FUMBLES: Nevada-None. New Mexico-APODACA, Austin 1-0; JORDAN, Lamar 1-1.

Nevada (3-6,1-4) vs. New Mexico (6-3,4-1)

Date: Nov 05, 2016 • Site: Albuquerque, N.M. • Stadium: University Stadium
Attendance: 17290

Kickoff time: 8:26 pm • End of Game: 1:10 am • Total elapsed time: 2:55

Officials: Referee: Kevin Boitman; Umpire: Mike Henderson; Linesman: Gregory Downum;
Line judge: Jay Bilbo; Back judge: Al Moore; Field judge: Scooter Asel;
Side judge: Dave Curschman; Center judge: Darren Winkley;
Temperature: 55 • Wind: 5 MPH • Weather: Overcast/Rain
Game was delayed by lightning after halftime (1:49)



24
21

Game 10: 11-2-2016
Logan, Utah
Att: 15,212

LOGAN, Utah --- There isn't a kicker in the FBS having a better season statistically than New Mexico's Jason Sanders. He proved that again on Saturday night. With the bright lights of ESPN2 on, Sanders hit a 40-yard field goal with 1:06 left in the game, giving UNM its fifth straight win, beating Utah State in Logan 24-21. The win moved the Lobos to 7-3 overall and 5-1 in the Mountain West, and into a first place tie with Boise State and Wyoming at 5-1 with two games to go.

Sanders' field goal was his third of the night and it capped a huge second half comeback as UNM was down 21-6 after the opening drive of the third quarter. The kick was set up after a beautiful drive that followed a goal line stand. With the game tied at 21-21, Utah State drove from its 37 to the Lobo 2-yard line, sitting at second and goal from the two. Three times the Aggies (3-7, 1-6 MW) handed the ball to short yardage back Tonny Lindsey, and three times he was rebuffed.

First Dakota Cox nailed him at the line for no gain. On third and goal, Lindsey got a yard before Daniel Henry brought him down. Facing fourth down and staring at an 18-yard field goal with just over 5 ½ minutes left, the Aggies went for the touchdown, and Nias Martin tripped Lindsey up, and Cox finished him off just in front of the goal line.

That gave UNM the ball 99 ¾ yards away, and they eventually got 76, more than enough for Sanders. Facing a third and 4 from the seven, Teriyon Gipson took an option pitch for 11 yards and a first down, and then UNM methodically moved the ball down the field. The Lobos got a Gipson 15-yarder to give him 100 for the game and move into Aggie territory, and then a pass interference call put UNM in field goal range. Three plays later Sanders nailed his career-high third of the day to make it 24-21.

UNM then had to play defense, and they held. Utah State converted a fourth and 1 to midfield, and then got 33 yards on the next play, an 18-yard pass and a roughing penalty to put the Aggies in field goal range at the 19 with 22 seconds left. Utah State then saw Kent Myers complete a pass to Ron'Quavon Tarver for an apparent touchdown with 16 seconds left, but Tarver was called for offensive pass interference, moving the ball back to the Lobo 34.

Utah State then burned its last timeout, and that would haunt them. With 16 seconds left, Myers was forced the scramble and got 9 yards on first and 25, but instead of trying to spike the ball, Utah State sprinted its field goal unit on the field. However, with the ball on the hashmark away from the Aggie bench, they got the kick off after the whistle, but it was well short anyway.

UNM needed the comeback because it mustered just two Jason Sanders field goals in the first half, and that couldn't match Utah State which scored on a pair of short Lindsey runs on the opening two drives. The Aggies took the second half kickoff down the field and scored, again from Lindsey, making it 21-6 and setting up UNM's comeback.

The Lobos got back in it quickly. Apodaca led UNM 76 yards in 11 plays (the exact same as the winning field goal drive) and Gipson scored from five yards out. After a three-and-out, UNM again scored a touchdown with a 37-yard Apodaca to Q' Drennan pass starting the drive and Gipson ending it. That made it 21-19, and Richard McQuarley scored for a two-point conversion to make it 21-21.

Score by Quarters	1	2	3	4	Total
New Mexico	0	6	15	3	24
Utah State	14	0	7	0	21

Qtr Time Scoring play

1st	05:56	US - LINDSEY, Tonny 13 yd run (WARREN, Brock kick), 8-62 3:12
	02:25	US - TARVER, R. 22 yd pass from MYERS, Kent (WARREN, Brock kick), 6-71 1:34
2nd	14:49	NM - SANDERS, Jason 36 yd field goal, 7-56 2:36
	00:44	NM - SANDERS, Jason 37 yd field goal, 9-57 2:21
3rd	12:35	US - LINDSEY, Tonny 4 yd run (WARREN, Brock kick), 6-85 2:17
	06:40	NM - GIPSON, Teriyon 5 yd run (SANDERS, Jason kick), 11-76 5:46
	02:24	NM - GIPSON, Teriyon 4 yd run (McQUARLEY, Richard rush), 5-56 2:26
4th	01:06	NM - SANDERS, Jason 40 yd field goal, 11-76 4:29

	NM	US
FIRST DOWNS	22	21
RUSHES-YARDS (NET)	57-249	28-128
PASSING YDS (NET)	154	263
Passes Att-Comp-Int	17-8-0	27-21-1
TOTAL OFFENSE PLAYS-YARDS	74-403	55-391
Fumble Returns-Yards	0-0	0-0
Punt Returns-Yards	0-0	0-0
Kickoff Returns-Yards	3-61	2-50
Interception Returns-Yards	1-0	0-0
Punts (Number-Avg)	3-41.7	4-33.5
Fumbles-Lost	0-0	0-0
Penalties-Yards	6-64	7-75
Possession Time	36:36	23:24
Third-Down Conversions	5 of 14	4 of 11
Fourth-Down Conversions	1 of 3	1 of 2
Red-Zone Scores-Chances	4-5	2-4
Sacks By: Number-Yards	1-5	0-0

RUSHING: New Mexico-GIPSON, Teriyon 18-107; McQUARLEY, Richard 14-44; OWENS, Tyrone 10-37; APODACA, Austin 2-26; JORDAN, Lamar 8-17; CHESTNUT, Daryl 3-12; GAMBLIN, Dameon 1-5; WOODHOUSE, Diquon 1-1. Utah State-HOBBS, Dameon 5-42; LINDSEY, Tonny 12-26; HUNT, Lajuan 3-21; MYERS, Kent 4-18; WILLIAMS, K. 2-14; BRIGHT, Gerold 2-7.

PASSING: New Mexico-APODACA, Austin 6-13-0-109; JORDAN, Lamar 2-4-0-45. Utah State-MYERS, Kent 21-27-1-263.

RECEIVING: New Mexico-REED, Patrick 3-32; DRENNAN, Q' 2-78; QUARELLS, Matt 1-34; HARRIS, Emmanuel 1-6; GAMBLIN, Dameon 1-4. Utah State-TARVER, R. 6-84; RODRIGUEZ, A. 3-46; ROBERTS, B. 3-18; HUNT, Lajuan 2-30; BRIGHT, Gerold 2-13; COLSTON-GREEN 1-48; HOUSTON, Wyatt 1-10; LEWIS, Rayshad 1-8; VAN LEEUWEN, Z. 1-6; WILLIAMS, K. 1-0.

INTERCEPTIONS: New Mexico-SANTOS, Ryan 1-0. Utah State-None.

FUMBLES: New Mexico-None. Utah State-None.

New Mexico (7-3,5-1) vs. Utah State (3-7,1-6)

Date: Nov 12, 2016 • Site: Logan, Utah • Stadium: Maverik Stadium
Attendance: 15212

Kickoff time: 8:21 pm • End of Game: 11:43 pm • Total elapsed time: 3:22

Officials: Referee: Kevin Mar; Umpire: Matt Salas; Linesman: John Braun;
Line judge: Darren Deckard; Back judge: David Baldwin; Field judge: John Wisniewski;
Side judge: Mario Seneca; Center judge: Corey Long;
Temperature: 50 • Wind: 4 NE • Weather: Partly Cloudy



31 Game 11: 11-19-2016
49 Ft. Collins, Colo.
Att: 29,133

FT. COLLINS, Colo. --- For the second straight year, New Mexico entered its 11th game of the season with a Mountain West title game shot firmly in play and Colorado State in the way. For the second straight year, Colorado State dashed UNM's dream. The Lobos, who could still tie for the Division title, allowed over 500 yards of offense for just the second time this season and the Rams ended their run in Hughes Stadium with a 49-24 win over the Lobos.

New Mexico, which dropped to 7-4 overall and 5-2 in the Mountain West, can still win a share of the Mountain Division title with a Boise State loss to Air Force on Friday night and then a win over Wyoming in the regular season finale. That game will kickoff at 8:15 p.m. in Albuquerque, and it has been selected for broadcast on ESPN2.

The Lobos for the second straight game found themselves down 14-0 after two possessions as Nick Stevens threw a 19-yard touchdown pass and then ran for a 14-yard score.

The Lobos answered with a solid drive of 51 yards on nine plays, including a key fourth down conversion. UNM got on the board when Austin Apodaca hit Dameon Gamblin in the back of the end zone to make it 14-7. UNM's defense then pitched a three and out, but UNM couldn't capitalize and CSU went down and scored again as Stevens scooted in from a yard out to make it 21-7. After UNM stalled again, Corey Bojorquez flipped the field, unleashing an 80-yard punt that was downed at the 2-yard line. However, after an incompletion (the only one of the game for CSU), a long run set up the Rams near midfield, and they eventually cashed in on a 14-yard Izzy Matthews run. UNM cut the lead to 28-10 at the break when Jason Sanders connected for a career-long 51 yard field goal.

UNM couldn't get the opening second half stop they needed, but the offense was sparked by Lamar Jordan, who came in for the field goal drive and then led UNM on a pair of long scoring drives, the first capped by a Richard McQuarley touchdown and the second on a perfect pass to Gamblin for his second score.

Down 49-24, UNM inched closer when Tyrone Owens bolted around the left end for a 79-yard touchdown. The Lobos tried a pooch kick that CSU fell on, and they ran out the final 5:10 from there.

Offensively, after a rough first 25 minutes, UNM found its groove, rushing for 285 yards on 48 attempts and had 366 overall, but Colorado State rushed for 412 on just 42 carries and had 576 overall. Owens however went over the 1,000-yard mark, the 19th player to do so in school history.

Score by Quarters	1	2	3	4	Total
New Mexico	7	3	7	14	31
Colorado State	14	14	21	0	49

Qtr	Time	Scoring play
1st	09:44	CS - PERALTA, Nolan 19 yd pass from STEVENS, Nick (BRYAN, Wyatt kick), 6-80 3:02
	05:09	CS - STEVENS, Nick 14 yd run (BRYAN, Wyatt kick), 6-80 2:55
	00:18	NM - GAMBLIN, Dameon 24 yd pass from APODACA, Austin (SANDERS, Jason kick), 9-51 4:42
2nd	09:48	CS - STEVENS, Nick 1 yd run (BRYAN, Wyatt kick), 6-46 2:49
	04:46	CS - MATTHEWS, Izzy 14 yd run (BRYAN, Wyatt kick), 9-98 4:03
	00:56	NM - SANDERS, Jason 51 yd field goal, 10-41 3:50
3rd	13:54	CS - GALLUP, Michael 65 yd pass from STEVENS, Nick (BRYAN, Wyatt kick), 3-75 1:06
	07:32	NM - McQUARLEY, Richard 1 yd run (SANDERS, Jason kick), 11-75 6:22
	06:14	CS - CLARK, Detrich 32 yd run (BRYAN, Wyatt kick), 3-46 1:17
	01:38	CS - KINSEY, Marvin 75 yd run (BRYAN, Wyatt kick), 2-78 0:50
4th	09:28	NM - GAMBLIN, Dameon 18 yd pass from JORDAN, Lamar (SANDERS, Jason kick), 14-92 7:03
	05:10	NM - OWENS, Tyrone 79 yd run (SANDERS, Jason kick), 2-81 0:52

	NM	CS
FIRST DOWNS	19	23
RUSHES-YARDS (NET)	48-285	42-412
PASSING YDS (NET)	81	164
Passes Att-Comp-Int	16-6-0	10-9-0
TOTAL OFFENSE PLAYS-YARDS	64-366	52-576
Fumble Returns-Yards	0-0	0-0
Punt Returns-Yards	1-5	2-9
Kickoff Returns-Yards	4-77	0-0
Interception Returns-Yards	0-0	0-0
Punts (Number-Avg)	5-46.2	2-58.5
Fumbles-Lost	1-0	1-0
Penalties-Yards	8-68	8-70
Possession Time	33:59	26:01
Third-Down Conversions	4 of 12	1 of 4
Fourth-Down Conversions	2 of 2	0 of 0
Red-Zone Scores-Chances	2-2	4-4
Sacks By: Number-Yards	1-6	1-9

RUSHING: New Mexico-OWENS, Tyrone 12-157; GIPSON, Teriyon 15-68; JORDAN, Lamar 9-32; McQUARLEY, Richard 7-22; CHESTNUT, Daryl 2-14; WOODHOUSE, Diquon 1-4; APODACA, Austin 2-minus 12. Colorado State-KINSEY, Marvin 10-127; MATTHEWS, Izzy 14-107; DAWKINS, Dalyn 10-102; CLARK, Detrich 3-44; STEVENS, Nick 4-19; JOHNSON, Olabisi 1-13.

PASSING: New Mexico-APODACA, Austin 4-11-0-51; JORDAN, Lamar 2-5-0-30. Colorado State-STEVENS, Nick 9-10-0-164.


RECEIVING: New Mexico-GAMBLIN, Dameon 5-76; HARRIS, Emmanuel 1-5. Colorado State-GALLUP, Michael 5-116; RUIZ, Robert 2-21; PERALTA, Nolan 1-19; JOHNSON, Olabisi 1-8.

INTERCEPTIONS: New Mexico-None. Colorado State-None.

FUMBLES: New Mexico-APODACA, Austin 1-0. Colorado State-RUIZ, Robert 1-0.

New Mexico (7-4,5-2) vs. Colorado State (6-5,4-3)
Date: Nov 19, 2016 • Site: Fort Collins, Colo. • Stadium: Hughes Stadium
Attendance: 29133

Kickoff time: 8:21 p.m. • End of Game: 11:48 • Total elapsed time: 3:27
Officials: Referee: Daniel Romeo; Umpire: Scott Teifer; Linesman: Andy Warner;
Line judge: Marc Bovos; Back judge: Christopher Als; Field judge: Ed Vinzanti;
Side judge: James Murphy; Center judge: Kenneth Ray;
Temperature: 30 • Wind: 3 MPH NE • Weather: Clear



35 Game 12: 11-26-2016
56 Albuquerque, N.M.
Att: 16,996

ALBUQUERQUE, N.M. --- In the end, the numbers were truly staggering, but it's three small numbers that probably mean most to those associated with the Lobo football program, and certainly with the fan base.

Eleven.

Fifteen.

Nineteen.

Eleven is the number of conference wins in the last two seasons, a school record. Fifteen is the number of overall wins in the last two seasons, the third-most in school history. And 19. That's the number of years since the Lobos could lay a claim to a title, which they rightfully earned with a historic 56-35 win over Wyoming, giving the Lobos a share of the Mountain West's Mountain Division title.

Perhaps another key number was 29. That was the number of seniors that UNM had, and they went out in style. The game was never in doubt, and the numbers racked up by UNM's offense were truly staggering. The offense put up the second-most rushing yards in school history with 568, and tied for the second-most yards in total offense in school history with 690. The Lobos run up, down, over, around and straight through Wyoming's defense, gashing the Cowboys for 10 runs of 20 or more yards. Even UNM's passing game with Lamar Jordan helming the triple was nearly unstoppable as he went 4-for-5 for 122 yards and a touchdown.

That touchdown pass was UNM's only one of the game, a 49-yarder off a flea-flicker to Q' Drennan. But this day was about the running attack. The Lobos posted three 100-yard rushers with Teriyon Gipson scoring twice among his 13 carries for 217 yards. Lamar Jordan also rushed 12 times for a career-high 176, and Richard McQuarley had a career-best 121 on 15 carries.

The Lobos jumped out to a 21-0 lead with a pair of McQuarley opening quarter touchdowns and a Gipson run. Down 14-0, Wyoming actually drove all the way to the Lobo 9-yard line, but on second-and-6, an offensive pass interference penalty negated a touchdown. Then Nik D'Avanzo and Donnie White had back-to-back sacks, both for 13 yards in losses, and what was once second-and-6 became fourth-and-47. After a punt, UNM made it 21-0 just three rushes later and that effectively ended the game drama.

The Lobos defense was solid, allowing just 150 yards in the first half. Overall the Lobo defense had three pass breakups and three sacks for 32 yards.

UNM's special teams chipped in as Corey Bojorquez had another outstanding day with a 50.0 net. His second punt was over return man Austin Conway's head, which he fumbled. Alex Hart recovered at the 1-yard line, leading to UNM's final touchdown of the day, that being McQuarley's third.

Score by Quarters	1	2	3	4	Total
Wyoming	0	7	14	14	35
New Mexico	21	14	7	14	56

Qtr	Time	Scoring play
1st	13:23	NM - McQUARLEY, Richard 1 yd run (SANDERS, Jason kick), 4-93 1:37
	08:48	NM - McQUARLEY, Richard 53 yd run (SANDERS, Jason kick), 5-90 2:41
	01:56	NM - GIPSON, Teriyon 1 yd run (SANDERS, Jason kick), 3-79 1:18
2nd	12:12	WY - ALLEN, Josh 4 yd run (ROTHER, Cooper kick), 10-75 4:44
	10:21	NM - WOODHOUSE, Diquon 39 yd run (SANDERS, Jason kick), 4-75 1:51
	07:22	NM - GIPSON, Teriyon 59 yd run (SANDERS, Jason kick), 2-79 0:43
3rd	11:40	NM - DRENNAN, Q' 49 yd pass from JORDAN, Lamar (SANDERS, Jason kick), 4-57 1:58
	07:55	WY - HILL, Brian 7 yd run (ROTHER, Cooper kick), 8-75 3:45
	01:22	WY - CONWAY, Austin 10 yd run (ROTHER, Cooper kick), 9-75 3:56
4th	14:51	NM - JORDAN, Lamar 53 yd run (SANDERS, Jason kick), 4-75 1:31
	11:48	WY - HILL, Brian 1 yd run (ROTHER, Cooper kick), 8-68 2:57
	06:47	NM - McQUARLEY, Richard 1 yd run (SANDERS, Jason kick), 1-1 0:04
	03:12	WY - HILL, Brian 1 yd run (ROTHER, Cooper kick), 8-75 3:35

	WY	NM
FIRST DOWNS	25	21
RUSHES-YARDS (NET)	45-201	46-568
PASSING YDS (NET)	248	122
Passes Att-Comp-Int	28-18-0	5-4-0
TOTAL OFFENSE PLAYS-YARDS	73-449	51-690
Fumble Returns-Yards	0-0	0-0
Punt Returns-Yards	2-4	1-3
Kickoff Returns-Yards	2-56	3-55
Interception Returns-Yards	0-0	0-0
Punts (Number-Avg)	5-42.6	2-48.0
Fumbles-Lost	1-1	3-1
Penalties-Yards	4-44	6-52
Possession Time	33:33	26:27
Third-Down Conversions	7 of 13	7 of 9
Fourth-Down Conversions	0 of 0	0 of 0
Red-Zone Scores-Chances	5-6	3-3
Sacks By: Number-Yards	0-0	3-32

RUSHING: Wyoming-HILL, Brian 26-126; WICK, Shaun 7-63; CONWAY, Austin 1-10; ALLEN, Josh 11-2. New Mexico-GIPSON, Teriyon 13-217; JORDAN, Lamar 12-176; McQUARLEY, Richard 15-121; WOODHOUSE, Diquon 4-48; CHESTNUT, Daryl 2-6.

PASSING: Wyoming-ALLEN, Josh 18-28-0-248. New Mexico-JORDAN, Lamar 4-5-0-122.

RECEIVING: Wyoming-GENTRY, Tanner 5-112; MAULHARDT, J. 5-55; HOLLISTER, J. 2-20; PRICE, James 2-16; HARSHMAN, J. 1-22; CONWAY, Austin 1-11; WICK, Shaun 1-8; JOHNSON, C.J. 1-4. New Mexico-McQUARLEY, Richard 2-58; DRENNAN, Q' 1-49; REED, Patrick 1-15.

INTERCEPTIONS: Wyoming-None. New Mexico-None.

FUMBLES: Wyoming-CONWAY, Austin 1-1. New Mexico-JORDAN, Lamar 2-0; CHESTNUT, Daryl 1-1.

Wyoming (8-4,6-2) vs. New Mexico (8-4,6-2)
Date: Nov 26, 2016 • Site: Albuquerque, N.M. • Stadium: University Stadium
Attendance: 16698

Kickoff time: 8:26 pm • End of Game: 11:49 pm • Total elapsed time: 3:23
Officials: Referee: Eddy Shelton; Umpire: Rick Podraza; Linesman: Rick Smith;
Line judge: Scott Reilly; Back judge: Terry White; Field judge: Nick Lave;
Side judge: Richard Corona; Center judge: Mike Cuttane;
Temperature: 50 • Wind: None • Weather: Overcast, Cool



23 Game 13: 12-17-2016
20 Albuquerque, N.M.
 Att: 29,866

ALBUQUERQUE, N.M. --- The University of New Mexico Lobos got plenty of stops on defense, just enough offense and one heck of a big-time field goal as the Lobos defeated the UTSA Roadrunners 23-20 to win their first bowl game since 2007, and just their second in the last 55 years.

Quarterback Lamar Jordan won Offensive MVP honors with by rushing for a game-high 81 yards on 13 carries, and then hitting 3-of-4 passes for 77 yards while Dakota Cox won Defensive MVP honors with 10 tackles, including 1.5 for loss and a pass break-up.

The win gave the Lobos a final mark of 9-4, the second-most wins in school history, and it also tied the record of 16 wins in back-to-back seasons. For head coach Bob Davie, it marked his first bowl victory as a head coach in five tries.

Despite being held to its lowest offensive output of the season, the Lobos moved the ball when it needed to. UTSA actually opened up the scoring with a 27-yard field goal from Victor Falcon, but UNM answered right before the end of the first quarter with an 9-play, 66-yard drive capped off by Richard McQuarley's 1-yard run. UTSA scoring first was probably good, as the team that has scored first in the Gildan New Mexico Bowl has lost the last five games.

Late in the first half, UTSA got down inside the Lobo 1-yard line for a first and goal, but couldn't get a touchdown. Back-to-back penalties moved the ball just outside the 10-yard line, and then Dalton Sturm threw two incompletions. After the second, a personal foul made it 3rd-and-goal from the 26, and UTSA moved it closer for another Falcon field goal.

UNM then got the ball back with 1:32 left in the half, and got a first down at the Lobo 47 with 12 seconds left as Jordan scrambled on 3rd-and-2. Jordan then threw his first pass of the game, completing a pass to Teriyon Gipson to the UTSA 35. Jason Sanders then trotted out for a 52-yard field into the teeth of a 26 MPH wind. Sanders drilled it, and it cut through the wind like a knife for a career-long kick and a 10-6 lead.

UNM then got the ball to start the second half and scored on a 10-yard Teriyon Gipson run after converting on 4th-and-1 at the 12. The extra point was blocked, making it 16-6, and that's where it stayed until the fourth. In the fourth, UTSA cut the lead to 16-13 when Sturm hit Trevor Stevens for a 16-yard pass and with 9:43 to go, UNM needed a drive.

They got one.

Starting at the Lobo 25, Jordan went to work. On 2nd-and-12, he lofted a perfect pass to Dameon Gamblin for 34 yards to the 'Runner 43-yard line. McQuarley then converted a 3rd-and-6, and followed with a 15-yard hitter around the edge. All the while, the clock was ticking down as UNM grinded down the field. From the 12, McQuarley ran for two, Gipson followed with six and McQuarley rushed for one to the 3-yard line, setting up fourth down. Head Coach Bob Davie went for it, and McQuarley barreled to the 1-yard line. He would score on the next play to make it 23-13 with 2:22 left.

That was all UNM needed. UTSA did score with 25 seconds left to cut it to 23-20. However, Chris Davis grabbed the onside kick, and UNM took three knees for the win.

Score by Quarters	1	2	3	4	Total
UTSA	3	3	0	14	20
New Mexico	7	3	6	7	23

Qtr Time Scoring play

1st	08:41	UTSA - Falcon 27 yd field goal, 13-65 6:19
	00:04	NM - McQUARLEY, Richard 1 yd run (SANDERS, Jason kick), 9-66 4:21
2nd	01:32	UTSA - Falcon 28 yd field goal, 13-49 6:40
	00:00	NM - SANDERS, Jason 52 yd field goal, 5-40 1:32
3rd	09:54	NM - GIPSON, Teriyon 10 yd run (SANDERS, Jason kick blocked), 10-75 5:06
4th	09:43	UTSA - Stevens 16 yd pass from Sturm (Falcon kick), 10-53 5:41
	02:22	NM - McQUARLEY, Richard 1 yd run (SANDERS, Jason kick), 12-75 7:21
	00:25	UTSA - Taylor 4 yd pass from Sturm (Falcon kick), 9-80 0:00

	UTSA	NM
FIRST DOWNS	20	17
RUSHES-YARDS (NET)	38-246	52-219
PASSING YDS (NET)	118	77
Passes Att-Comp-Int	26-10-1	6-3-0
TOTAL OFFENSE PLAYS-YARDS	64-364	58-296
Fumble Returns-Yards	0-0	0-0
Punt Returns-Yards	1-3	1-3
Kickoff Returns-Yards	2-26	0-0
Interception Returns-Yards	0-0	1-0
Punts (Number-Avg)	2-46.0	3-39.0
Fumbles-Lost	0-0	1-0
Penalties-Yards	8-60	2-30
Possession Time	29:18	30:42
Third-Down Conversions	7 of 14	6 of 13
Fourth-Down Conversions	2 of 3	2 of 3
Red-Zone Scores-Chances	4-4	3-3
Sacks By: Number-Yards	1-10	0-0

RUSHING: UTSA-Williams,J 16-125; Rhodes 13-71; Sturm 9-50. New Mexico-JORDAN, Lamar 13-81; McQUARLEY, Richard 17-68; GIPSON, Teriyon 14-60; OWENS, Tyrone 3-13; WOODHOUSE, Diquon 1-3; GAMBLIN, Dameon 1-minus 2; TEAM 3-minus 4.

PASSING: UTSA-Sturm 10-26-1-118. New Mexico-JORDAN, Lamar 3-4-0-77; APODACA, Austin 0-2-0-0.

RECEIVING: UTSA-Thomas Jr. 4-45; Jones,B 2-28; Taylor 2-20; Stevens 1-16; Williams,J 1-9. New Mexico-GAMBLIN, Dameon 1-34; McQUARLEY, Richard 1-25; GIPSON, Teriyon 1-18.

INTERCEPTIONS: UTSA-None. New Mexico-CROSBY, Lee 1-0.

FUMBLES: UTSA-None. New Mexico-JORDAN, Lamar 1-0.

UTSA (6-7) vs. New Mexico (9-4)

Date: Dec 17, 2016 • Site: Albuquerque, N.M. • Stadium: University Stadium
 Attendance: 29688

Kickoff time: 12:05 pm • End of Game: 3:18 • Total elapsed time: 3:15
 Officials: Referee: Jason McArthur; Umpire: John Short; Linesman: Keith Johnson;
 Line Judge: Terry Allgeier; Back Judge: Jay Brown; Field Judge: Glen Fucik;
 Side Judge: Bart Horne; Center Judge: Mike Block;
 Temperature: 42 • Wind: 26 MPH • Weather: Partly cloudy, windy

2016 ALL-MOUNTAIN WEST FOOTBALL FIRST-TEAM OFFENSE

Pos.	Player	Cl.	Team
QB	Brett Rypien*	So.	Boise State
WR	Thomas Sperbeck*	Sr.	Boise State
WR	Michael Gallup	Jr.	Colorado State
RB	Donnel Pumphrey**	Sr.	San Diego State
RB	Brian Hill	Jr.	Wyoming
TE	Jacob Hollister	Sr.	Wyoming
OL	Travis Averill	Sr.	Boise State
OL	Mario Yakoo	Sr.	Boise State
OL	Fred Zerblis	Sr.	Colorado State
OL	Nico Siragusa*	Sr.	San Diego State
OL	Chase Roullier	Sr.	Wyoming
PK	John Baron II	So.	San Diego State
PR/KR	Rashaad Penny*	Jr.	San Diego State

2016 ALL-MOUNTAIN WEST FOOTBALL FIRST-TEAM DEFENSE

Pos.	Player	Cl.	Team
DL	Ryan Watson	Sr.	Air Force
DL	Sam McCaskill	Sr.	Boise State
DL	David Moa	So.	Boise State
DL	Alex Barrett*	Sr.	San Diego State
LB	Calvin Munson*	Sr.	San Diego State
LB	Jahlani Tavai	So.	Hawai'i
LB	Tau Lotulelei	Sr.	UNLV
DB	Andre Chachere	Jr.	San José State
DB	Weston Steelhammer**	Sr.	Air Force
DB	Andrew Wingard	So.	Wyoming
DB	Damontae Kazee*	Sr.	San Diego State
P	Hayden Hunt	Sr.	Colorado State

*--Two-Time First-Team Selection

**--Three-Time First-Team Selection

2016 ALL-MOUNTAIN WEST FOOTBALL SECOND-TEAM OFFENSE

Pos.	Player	Cl.	Team
QB	Josh Allen	So.	Wyoming
WR	Tanner Gentry	Sr.	Wyoming
WR	Jalen Robinette	Sr.	Air Force
RB	Jeremy McNichols*	Jr.	Boise State
RB	Teriyon Gipson	Sr.	New Mexico
TE	David Wells	Jr.	San Diego State
OL	Jake Bennett	Jr.	Colorado State
OL	Dejon Allen	Jr.	Hawai'i
OL	Austin Corbett	Jr.	Nevada
OL	Reno Henderson	Sr.	New Mexico
OL	Daniel Brunskill	Sr.	San Diego State
PK	Luke Strebel	Sr.	Air Force
PR/KR	D.J. May	Sr.	Wyoming

2016 ALL-MOUNTAIN WEST FOOTBALL SECOND-TEAM DEFENSE

Pos.	Player	Cl.	Team
DL	Malik Reed	So.	Nevada
DL	Nik D'Avanzo	Sr.	New Mexico
DL	Garrett Hughes	Jr.	New Mexico
DL	Travis Seefeldt	Sr.	Utah State
LB	Ben Weaver	Sr.	Boise State
LB	Kevin Davis	Sr.	Colorado State
LB	Jeff Camilli	Sr.	Fresno State
DB	Brodie Hicks	Sr.	Air Force
DB	Chancellor James	Sr.	Boise State
DB	Jonathan Moxey	Sr.	Boise State
DB	Malik Smith	Sr.	San Diego State
P	Sean Wale	Sr.	Boise State

*--Two-Time Second-Team Selection

**--Three-Time Second-Team Selection

2015 HONORABLE MENTION

Air Force: Haji Dunn, Sr., LB; Tim McVey, Jr., KR; Colin Sandor, Sr., OL; Dylan Vail, Sr., OL.

Boise State: Steven Baggett, Sr., OL; Mason Hampton, Jr., OL; Tanner Vallejo, Sr., LB; Cedrick Wilson, Jr., WR.

Colorado State: Nick Callender, Sr., OL; Nick Stevens, Jr., QB; Paul Thurston, Sr., OL.

Fresno State: Stratton Brown, Sr., DB; KeeSean Johnson, So., WR; Kody Kroening, Jr., P.

Hawai'i: Trayvon Henderson, Jr., DB; Marcus Kemp, Sr., WR; Leo Koloamatangi, Sr., OL; Meffy Koloamatangi, Jr., DL; Jalen Rogers, Sr., DB; Rigoberto Sanchez, Sr., PK/P.

Nevada: James Butler, Jr., RB; Wyatt Demps, Jr., WR; Asauni Rufus, So., DB.

New Mexico: Dakota Cox, Sr., LB; Daniel Henry, Sr., DB; Aaron Jenkins, So., OL; Jason Sanders, Jr., PK.

San Diego State: Kyle Kelley, Sr., DL; Quest Truxton, Jr., PR.

San José State: Michael Carrizosa, Jr., P; Isaiah Irving, Sr., DL; Jeremiah Kolone, Jr., OL; Maurice McKnight, Jr., DB; Christian Tago, Sr., LB.

UNLV: Troy Hawthorne, Sr., DB; Mike Hughes, Jr., DL; Nathan Jacobson, So., OL; Will Kreidler, Sr., OL; Torry McTyer, Sr., DB.

Utah State: Austin Albrecht, Sr., OL; Ricky Ali'ifua, Sr., DL; Wyatt Houston, Sr., TE; Jake Simonich, Sr., OL; TE; Austin Stephens, Sr., OL.

Wyoming: Lucas Wacha, Sr., LB.

OFFENSIVE PLAYER OF THE YEAR

Donnel Pumphrey, Sr., RB, San Diego State

FRESHMAN OF THE YEAR

Logan Wilson, Fr., LB, Wyoming

DEFENSIVE PLAYER OF THE YEAR

Damontae Kazee, Sr., B, San Diego State

COACH OF THE YEAR

Craig Bohl, Wyoming

SPECIAL TEAMS PLAYER OF THE YEAR

Rashaad Penny, Jr., KR/PR, San Diego State

2016 MW FOOTBALL STANDINGS

MOUNTAIN DIVISION

Team (Coaches/AP)	MW	PF	PA	Hm	Rd	Pct	Overall	PF	PA	Hm	Rd	Neu	Pct	Streak
Boise State	6-2	285	183	4-0	2-2	.750	10-3	439	303	6-0	4-2	0-1	.769	Lost 2
New Mexico	6-2	288	282	3-1	2-1	.750	9-4	477	409	6-1	2-3	1-0	.692	Won 2
Wyoming	6-2	332	291	4-0	2-2	.750	8-6	503	477	6-1	2-4	0-1	.571	Lost 3
Air Force	5-3	268	259	2-1	3-1	.624	10-3	457	351	5-1	4-1	1-1	.769	Won 6
Colorado State	5-3	311	214	3-1	2-2	.625	7-6	462	392	5-1	2-3	0-2	.538	Lost 1
Utah State	1-7	191	246	1-3	0-4	.125	3-9	287	352	3-3	0-6	0-0	.250	Lost 5

WEST DIVISION

Team (Coaches/AP)	MW	PF	PA	Hm	Rd	Pct	Overall	PF	PA	Hm	Rd	Neu	Pct	Streak
San Diego State	6-2	290	139	3-1	3-1	.750	11-3	496	283	5-1	5-2	1-0	.786	Won 2
Hawai'i	4-4	195	350	1-3	3-1	.500	7-7	393	518	4-3	3-3	0-0	.500	Won 3
Nevada	3-5	213	244	2-2	1-3	.375	5-7	305	348	4-2	1-5	0-0	.583	Won 2
UNLV	3-5	246	309	2-2	1-3	.375	4-8	358	441	3-3	1-5	0-0	.333	Lost 2
San José State	3-5	190	258	2-2	1-3	.375	4-8	293	416	3-3	1-5	0-0	.333	Won 1
Fresno State	0-8	113	225	0-4	0-4	.000	1-11	212	370	1-5	0-6	0-0	.083	Lost 10

2016 MOUNTAIN WEST BOWL RESULTS

Gildan New Mexico Bowl - University Stadium, Albuquerque, N.M.

Royal Purple Las Vegas Bowl - Sam Boyd Stadium, Las Vegas, Nev.

San Diego County Credit Union Poinsettia Bowl - Qualcomm Stadium, San Diego, Calif.

Famous Idaho Potato Bowl - Bronco Stadium, Boise, Idaho

Hawai'i Bowl - Hawaiian Airlines Field at Aloha Stadium, Honolulu, Haw.

Motel 6 Cactus Bowl - Chase Field, Phoenix, Ariz.

Nova Home Loans Arizona Bowl - Arizona Stadium, Tucson, Ariz.

Saturday, December 17, 2016

Saturday, December 17, 2016

Wednesday, December 21, 2016

Thursday, December 22, 2016

Saturday, December 24, 2016

Tuesday, December 27, 2016

Friday, December 30, 2016

New Mexico 23, UTSA 20

San Diego State 34, Houston 10

BYU 24, Wyoming 21

Idaho 61, Colorado State 50

Hawai'i 52, Middle Tennessee State 35

Baylor 31, Boise State 12

Air Force 45, South Alabama 21

One of the great traditions established by Lobo head coach Bob Davie has been the designation of a walk-on, or former walk-on player as the "New Mexico Man" each week during the season. The selected player leads the team onto the field with the New Mexico state flag before home games as well as in Las Cruces at the Rio Grande Rivalry game between the Lobos and New Mexico State. The player runs with the flag across the field to the north end zone, where he waves it for the home crowd.

Coach Davie and his staff select the weekly player based on dedication, work ethic, team spirit and unselfishness that exemplifies Lobo football and the state of New Mexico. "Walk-ons are critical to our success here at UNM," Davie said at the implementation of the program. "I have tremendous respect for all of them and want to have a way to recognize their importance and contributions to the program."



Sept. 1, 2012 - Southern



Sept. 22, 2012 - at NM State



Sept. 29, 2012 - Boise State



Oct. 6, 2012 - Texas State



Oct. 27, 2012 - Fresno State



Nov. 10, 2012 - Wyoming



Nov. 17, 2012 - Nevada



Aug. 31, 2013 - UTSA



Sept. 28, 2013 - UNLV



Oct. 5, 2013 - NM State



Oct. 19, 2013 - Utah State



Nov. 8, 2013 - Air Force



Nov. 16, 2013 - Colorado State



Aug. 30, 2014 - UTEP



Sept. 6, 2014 - Arizona State



Sept. 20, 2014 - at NM State



Sept. 26, 2014 - Fresno State



Oct. 10, 2014 - San Diego State



Nov. 8, 2014 - Boise State



Nov. 29, 2014 - Wyoming



Sept. 5, 2015 - Miss. Valley St.



Sept. 12, 2015 - Tulsa



Sept. 26, 2015 - NM State



Oct. 17, 2015 - Hawai'i



Nov. 7, 2015 - Utah State



Nov. 21, 2015 - Colorado State



Nov. 28, 2015 - Air Force



Sept. 1, 2016 - South Dakota



Sept. 10, 2016 - at NM State



Oct. 1, 2016 - San Jose State



Oct. 7, 2016 - Boise State



Oct. 22, 2016 - ULM



Nov. 5, 2016 - Nevada



Nov. 26, 2016 - Wyoming

Individual Rushing:

AVERAGE PER RUSH

Game	Avg.	Player	Year
25.2	James Wright vs. Air Force	9/19/2009	
	(5 carries for 126 yards)		
Season	9.50	Jhurrell Pressley (114-1083)	2014
Career	6.92	Jhurrell Pressley (394-2,725)	2012-15

TOUCHDOWNS

Game	TDs	Player	Year
5	Reginal Johnson vs. Tulsa	11/2/1996	
4	Chuck Hill vs. Northern Arizona	9/23/1950	
4	Rocky Long vs. Utah	11/6/1971	
4	Willie Turrel vs. Utah	11/9/1985	
4	Stoney Case vs. Idaho State	11/6/1993	
4	DonTrell Moore vs. Texas State	8/30/2003	
4	Rodney Ferguson vs. Sacramento St.	9/22/2007	
4	Kasey Carrier vs. Texas State	10/6/2012	
4	Kasey Carrier vs. UTEP	9/7/2013	
Season	19	DonTrell Moore	2003
Career	51	DonTrell Moore	2002-05

100-YARD GAMES

Season	No.	Player	Year
9	DonTrell Moore	2003	
Career	26	DonTrell Moore	2002-05
Consecutive	6	Mike Williams	1976-77
	5	DonTrell Moore	2003
	5	Rodney Ferguson	2006-07

YARDS BY CLASS

	Yds.	Player	Year
Freshman	1,134	DonTrell Moore	2002
Sophomore	1,450	DonTrell Moore	2003
Junior	1,469	Kasey Carrier	2012
Senior	1,298	DonTrell Moore	2005

SINGLE GAME ATTEMPTS

	Att.	Player	Year
1.	47	Mike Williams vs. UTEP	11/5/1977
2.	41	Reginal Johnson vs. Tulsa	11/2/1996
	41	Rodney Ferguson vs. Air Force	10/25/2007
	41	Kasey Carrier vs. UTEP	9/7/2013
5.	40	Willie Turrel vs. Utah	11/9/1985
6.	39	Kasey Carrier vs. Air Force	10/20/2012
7.	38	Sam Scarber vs. Kansas	10/4/1969
8.	37	Mike Williams vs. Hawai'i	9/10/1977
9.	36	DonTrell Moore vs. Air Force	11/15/2003
	36	DonTrell Moore vs. Wyoming	10/15/2005
	36	DonTrell Moore vs. San Diego St.	10/22/2005

SINGLE GAME YARDS

	Yds.	Player	Year
1.	338	Kasey Carrier vs. Air Force	10/20/2012
2.	291	Kasey Carrier vs. UTEP	9/7/2013
3.	265	Quincy Wright vs. Weber State	8/31/2002
4.	242	DonTrell Moore vs. Colorado St.	11/7/2003
5.	236	Mike Williams vs. UTEP	11/5/1977
6.	232	Reginal Johnson vs. Tulsa	11/2/1996
7.	218	David Bookert vs. Wyoming	10/26/1968
	218	Fred Henry vs. Utah	11/6/1971
9.	217	Teriyon Gipson vs. Wyoming	11/26/2016
10.	210	Rodney Ferguson vs. San Diego St.	11/25/2006
11.	208	Fred Henry vs. Utah	9/26/1970
12.	206	Mike Williams vs. Utah	11/6/1976
13.	205	Teriyon Gipson vs. Boise State	11/8/2014
14.	196	Jimmy Sayers vs. Wyoming	10/4/1980
15.	192	Kasey Carrier vs. UNLV	9/28/2013
16.	191	Willie Turrel vs. Utah	11/9/1985
	191	Kasey Carrier vs. Texas State	10/6/2012
18.	188	Don Woods vs. New Mexico State	9/15/1973
	188	DonTrell Moore vs. Air Force	11/15/2003
20.	187	D.D. Cox vs. Texas Tech	9/6/2003

SEASON ATTEMPTS

	Att.	Player	Year
1.	292	Rodney Ferguson	2007
2.	276	DonTrell Moore	2003
3.	275	DonTrell Moore	2005
4.	265	Mike Williams	1977
5.	258	Mike Williams	1976
6.	255	Kasey Carrier	2012
7.	252	Rodney Ferguson	2006
8.	245	Winslow Oliver	1992
	245	DonTrell Moore	2002
10.	232	DonTrell Moore	2004

SEASON YARDS

	Yds.	Player	Year
1.	1,469	Kasey Carrier	2012
2.	1,450	DonTrell Moore	2003
3.	1,298	DonTrell Moore	2005
4.	1,269	Teriyon Gipson	2016
5.	1,240	Mike Williams	1976
6.	1,234	Rodney Ferguson	2006
7.	1,177	Rodney Ferguson	2007
8.	1,134	DonTrell Moore	2002
9.	1,129	Fred Henry	1971
10.	1,122	Kasey Carrier	2013
11.	1,105	Rodney Ferguson	2008
12.	1,097	Tyrone Owens	2016
13.	1,096	Mike Williams	1977
14.	1,091	DonTrell Moore	2004
15.	1,083	Jhurrell Pressley	2014
16.	1,064	Willie Turrel	1984
17.	1,063	Winslow Oliver	1992
18.	1,023	Kevin Burgess	1986
19.	1,015	Mike Williams	1978
20.	1,008	Lennox Gordon	1996

SEASON TOUCHDOWNS

	TDs	Player	Year
1.	19	DonTrell Moore	2003
2.	18	Richard McQuarey	2016
3.	15	Kasey Carrier	2012
4.	14	Stoney Case	1993
	14	DonTrell Moore	2005
6.	13	Teriyon Gipson	2016
	13	Sam Scarber	1970
	13	Rocky Long	1971
	13	DonTrell Moore	2002
	13	Rodney Ferguson	2007
	13	Rodney Ferguson	2008

CAREER ATTEMPTS

	Att.	Player	Years
1.	1,028	DonTrell Moore	2002-05
2.	857	Mike Williams	1975-78
3.	778	Rodney Ferguson	2004-08
4.	691	Winslow Oliver	1992-95
5.	609	Kasey Carrier	2009-13
6.	479	Teriyon Gipson	2013-16
7.	475	Dave Bookert	1967-69
8.	469	Rocky Long	1969-71
9.	466	Mike Carter	1978-82
10.	465	Willie Turrel	1982-85

CAREER YARDS

	Yds.	Player	Years
1.	4,973	DonTrell Moore	2002-05
2.	3,862	Mike Williams	1975-78
3.	3,564	Rodney Ferguson	2004-08
4.	3,332	Winslow Oliver	1992-95
5.	3,233	Kasey Carrier	2009-13
6.	3,164	Teriyon Gipson	2013-16
7.	2,935	Fred Henry	1970-72
8.	2,725	Jhurrell Pressley	2012-15
9.	2,520	Willie Turrel	1982-85
10.	2,364	Mike Carter	1978-82
11.	2,158	Lamar Jordan	2014-present
12.	2,131	Lennox Gordon	1995-98
13.	2,090	Jarrod Baxter	1998-01
14.	2,071	Rocky Long	1969-71
15.	2,030	Jimmy Sayers	1977-80
16.	2,001	Don Perkins	1957-59
17.	1,971	Dave Bookert	1967-69
18.	1,937	Bobby Santiago	1960-62
19.	1,859	Cole Gautsche	2012-14, 16
20.	1,840	Rich Diller	1971-73
21.	1,833	Holmon Wiggins	1998-01
22.	1,667	David Osborn	1979-82
23.	1,663	Michael Johnson	1980-83
24.	1,605	Crusoe Gongbay	2011-14
25.	1,531	Sam Scarber	1968-70

CAREER TOUCHDOWNS

	TDs	Player	Years
1.	51	DonTrell Moore	2002-04
2.	35	Jhurrell Pressley	2012-15
3.	34	Rodney Ferguson	2004-08
4.	32	Teriyon Gipson	2013-16
5.	31	Stoney Case	1991-94
6.	29	Willie Turrel	1982-85
7.	27	Mike Williams	1975-78
8.	26	Kasey Carrier	2009-13
9.	25	Richard McQuarley	2015-present
10.	24	Jhurrell Pressley	2012-15

RUN FROM SCRIMPAGE

	Yds.	Player	Year
1.	91	Bobby Santiago vs. Colorado State	1962
2.	85	Don Perkins vs. Arizona	1957
	85	David Osborn vs. No. Texas State	1982
4.	84	Teriyon Gipson vs. South Dakota	2016
	84	James Wright vs. Air Force	2009
6.	83	Tyrone Owens vs. ULM	2016
7.	82	Winslow Oliver vs. No. Arizona	1995
	82	Mike Carter vs. UTEP (no TD)	1981
	82	Don Rumley vs. E. New Mexico	1945
	82	Bryan Brock vs. UTEP	1947
11.	80	Bucky Brandenburg vs. Arizona State	1950
	80	Stan Quintana vs. Colorado State	1964
	80	Winslow Oliver vs. Air Force	1992
	80	Kole McKamey vs. Wyoming	2004
	80	Jhurrell Pressley vs. Fresno State	2013

YEAR-BY-YEAR LEADERS

Year	Player	Att.	Yards	Avg.
1946	Lou Cullen	56	287	5.1
1947	Rudy Krall	124	513	4.1
1948	Rudy Krall	164	756	4.6
1949	Bob Cooke	78	272	3.5
1950	Chuck Hill	65	346	5.3
1951	Chuck Hill	105	394	3.8
1952	Bobby Arnett	109	360	3.3
1953	Bobby Lee	110	624	5.7
1954	A. L. Terpening	79	227	3.5
1955	Jerry Apodaca	64	224	3.5
1956	Phil Spear	123	625	5.0
1957	Don Perkins	112	744	6.6
1958	Don Perkins	112	621	5.5
1959	Billy Brown	95	740	7.8
1960	Bobby Santiago	98	596	6.0
1961	Bobby Santiago	98	535	5.5
1962	Bobby Santiago	151	806	5.3
1963	Bucky Stallings	126	553	4.4
1964	Joe Harris	152	582	3.7
1965	Carl Jackson	166	665	4.0
1966	Carl Jackson	105	348	3.3
1967	David Bookert	148	671	4.5
1968	David Bookert	209	872	4.2
1969	Sam Scarber	162	534	3.3
1970	Sam Scarber	184	961	5.2
1971	Fred Henry	176	1,129	6.4
1972	Fred Henry	164	977	5.9
1973	Don Woods	220	971	4.4
1974	Floyd Perry	103	294	2.8
1975	Mike Williams	121	511	4.2
1976	Mike Williams	258	1,240	4.8
1977	Mike Williams	265	1,096	4.1
1978	Mike Williams	213	1,015	4.8
1979	Jimmy Sayers	145	696	4.8
1980	Jimmy Sayers	166	691	4.2
1981	Mike Carter	158	595	3.8
1982	Mike Carter	107	722	6.7
1983	Michael Johnson	143	739	5.2
1984	Willie Turrel	190	1,064	5.6
1985	Willie Turrel	181	800	4.4
1986	Kevin Burgess	181	1,023	5.7
1987	Shane Hall	83	315	3.8
1988	Andre Wooten	160	801	5.0
1989	Dion Morrow	148	664	4.5
1990	Aaron Givens	128	546	4.3
1991	Marc Wilson	73	245	3.4
1992	Winslow Oliver	245	1,063	4.3
1993	Winslow Oliver	146	648	4.4
1994	Eric Young	128	732	5.7
1995	Winslow Oliver	162	915	5.6
1996	Lennox Gordon	196	1,008	5.1
1997	Graham Leigh	135	528	3.9
1998	Lennox Gordon	130	571	4.4
1999	Holmon Wiggins	138	601	4.4
2000	Holmon Wiggins	180	727	4.0
2001	Jarrod Baxter	203	907	4.5
2002	DonTrell Moore	245	1,134	4.6
2003	DonTrell Moore	276	1,450	5.3
2004	DonTrell Moore	232	1,091	4.7
2005	DonTrell Moore	275	1,298	4.7
2006	Rodney Ferguson	252	1,234	4.9
2007	Rodney Ferguson	292	1,177	4.0
2008	Rodney Ferguson	223	1,105	5.0
2009	Demond Dennis	78	427	5.5
2010	Kasey Carrier	104	373	3.6
2011	Crusoe Gongbay	108	500	4.6
2012	Kasey Carrier	255	1,469	5.8
2013	Kasey Carrier	189	1,122	5.9
2014	Jhurrell Pressley	114	1,083	9.5
2015	Jhurrell Pressley	147	907	6.2
2016	Teriyon Gipson	145	1,269	8.8

Team:

ATTEMPTS

	Att.	Year
Game	90 vs. UTEP	11/13/1971
Season	747 by 1971 team	

YARDS

	Yds.	Year
Game	585 vs. New Mexico State	10/23/1982
Season	4,550 by 2016 team	

AVERAGE

	Avg.	Year
Game	10.3 vs. Boise State (49-505)	11/8/2014
Season	6.61 by 2016 team (688-4,550)	
Per Game Avg.	384.5	
Season	384.5 by 1971 team	

TOUCHDOWNS

	TDs	Year
Game	8 vs. Mississippi Valley State	9/5/2015
	8 vs. San Diego State	10/18/2008
	8 vs. New Mexico State	10/23/1982
	8 vs. UTEP	10/21/1972
	8 vs. Utah	11/6/1971
Season	48 by 2016 team	

FIRST DOWNS

	No.	Year
Game	32 vs. Air Force	10/27/2001
Season	200 by 2016 team	

SINGLE GAME

	Yds.	Opponent	Year
1.	585	New Mexico State	10/23/1982
2.	568	Wyoming	11/26/2016
3.	549	Northern Arizona	9/23/1950
4.	543	Utah	11/6/1971
5.	541	New Mexico State	10/5/2013
6.	522	UTEP	10/21/1972
7.	518	Utah	9/26/1970
	518	UTEP	11/13/1971
9.	505	Boise State	11/8/2014
10.	497	UNLV	9/28/2013

BEST RUSHING TEAMS

	Year	Games	Yards	Yds./Game
1.	1971	11	4,229	384.5
2.	1970	10	3,501	350.1
3.	2016	13	4,550	350.0
4.	2014	12	3,725	310.4
5.	2013	12	3,706	308.8
6.	2012	13	3,917	301.3

Individual Passing:

ATTEMPTS

	Att.	Player	Year
Game	68	Jeremy Leach vs. Utah	11/11/1989
Season	511	Jeremy Leach	1989
Career	1,432	Jeremy Leach	1988-91

COMPLETIONS

	Com.	Player	Year
Game	41	Jeremy Leach vs. Utah	11/11/1989
Season	282	Jeremy Leach	1989
Career	735	Jeremy Leach	1988-91

INTERCEPTIONS

	No.	Player	Year
Game	5	Barry Garrison vs. New Mexico State	9/12/1987
	5	Barry Garrison vs. San Diego State	11/21/1987
	5	Casey Kelly vs. Air Force	10/27/2001
Season	26	Barry Garrison	1987
Career	62	Jeremy Leach	1988-91

COMPLETION PERCENTAGE

	Pct.	Player	Year
Game	.800	Stan Quintana (8-10) vs. Hawai'i	11/20/1964
	.800	Stoney Case (8-10) vs. UTEP	11/20/1993
	.800	Rudy Caamano (8-10) vs. No. Ariz.	9/23/2000
Season	.623	Kole McKamey (144-231)	2005
Career	.616	Donald Sellers (278-451)	1995-96

YARDS

	Yds.	Player	Year
Game	622	Jeremy Leach vs. Utah	11/11/1989
Season	3,573	Jeremy Leach	1989
Career	9,460	Stoney Case	1991-94

TOUCHDOWNS

	TDs	Player	Year
Game	6	Stoney Case vs. BYU	9/24/1994
	4	Steve Myer vs. Arizona	10/25/1975
	4	Ned James vs. New Mexico State	10/25/1986
	4	Jeremy Leach vs. Utah	11/11/1989
	4	Stoney Case vs. New Mexico State	9/12/1992
	4	Stoney Case vs. New Mexico State	9/25/1993
	4	Stoney Case vs. Utah	10/9/1993
	4	Fred Schweer vs. UTEP	11/20/1993
	4	Donald Sellers vs. New Mexico State	9/23/1995
	4	Donald Sellers vs. No. Arizona	9/7/1996
	4	Graham Leigh vs. Tulsa	11/22/1997
	4	Graham Leigh vs. Utah State	9/12/1998
	4	Casey Kelly vs. Wyoming	11/30/2002
Season	24	Graham Leigh	1997
Career	67	Stoney Case	1991-94

PASSING EFFICIENCY

	Eff.	Player	Year
Season	153.6	Graham Leigh	1997
Career	144.0	Donald Sellers	1995-96

SEASON COMPLETIONS

	Comp.	Player	Year
1.	282	Jeremy Leach	1989
2.	277	Barry Garrison	1987
3.	249	Donovan Porterie	2009
4.	244	Donovan Porterie	2007
5.	233	Stoney Case	1994
6.	198	Graham Leigh	1998
7.	190	Steve Myer	1975
8.	181	Casey Kelly	2002
9.	180	Jeremy Leach	1990
10.	177	Stoney Case	1993

SEASON COMPLETION PERCENTAGE (125 COMPS.)

	Pct.	Player	Year
1.	.623	Kole McKamey (144-231)	2005
2.	.621	Donald Sellers (121-195)	1995
3.	.613	Donald Sellers (157-256)	1996
4.	.601	Graham Leigh (166-276)	1997
5.	.597	B.R. Holbrook (141-236)	2011
6.	.584	Donovan Porterie (244-418)	2007
7.	.582	Stoney Case (177-304)	1993
8.	.581	Ned James (125-215)	1986
9.	.576	Casey Kelly (181-314)	2002
10.	.576	Donovan Porterie (249-432)	2009

SEASON YARDAGE

	Yds.	Player	Year
1.	3,573	Jeremy Leach	1989
2.	3,163	Barry Garrison	1987
3.	3,117	Stoney Case	1994
4.	3,006	Donovan Porterie	2007
5.	2,608	Graham Leigh	1998
6.	2,501	Steve Myer	1975
7.	2,490	Stoney Case	1993
8.	2,475	Billy Rucker	1985
9.	2,428	Jeremy Leach	1990
10.	2,411	Donovan Porterie	2009

SEASON TOUCHDOWN PASSES

	TDs	Player	Year
1.	24	Graham Leigh	1997
2.	22	Jeremy Leach	1989
	22	Stoney Case	1994
4.	21	Steve Myer	1975
5.	18	Stoney Case	1992
	18	Graham Leigh	1998
7.	17	Barry Garrison	1987
	17	Stoney Case	1993
9.	15	David Osborn	1982
	15	Donovan Porterie	2007

SEASON PASS EFFICIENCY (100 attempts)

	Eff.	Player	Year
1.	153.6	Graham Leigh	1997
2.	150.5	Donald Sellers	1995
3.	141.6	Ned James	1986
4.	140.2	Stoney Case	1993
5.	139.1	Donald Sellers	1996
6.	135.5	B.R. Holbrook	2011

7.	134.3	Kole McKamey	2005
8.	133.9	Buddy Funck	1984
9.	133.1	Cole Gautsche	2013
10.	132.9	Stoney Case	1994

CAREER COMPLETIONS

	Com.	Player	Years
1.	735	Jeremy Leach	1988-91
2.	677	Stoney Case	1991-94
3.	614	Donovan Porterie	2006-09
4.	434	Casey Kelly	2000-03
5.	367	Graham Leigh	1996-98
6.	295	Steve Myer	1974-75
7.	293	Barry Garrison	1984-87
8.	285	B.R. Holbrook	2009-12
9.	279	Kole McKamey	2003-06
10.	278	Donald Sellers	1995-96

CAREER COMPLETION PERCENTAGE (275 COMPS.)

	Pct.	Player	Years
1.	.616	Donald Sellers (278-451)	1995-96
2.	.580	Donovan Porterie (614-1,058)	2006-09
3.	.569	B.R. Holbrook (285-501)	2009-12
4.	.566	Barry Garrison (293-518)	1987
5.	.559	Graham Leigh (367-657)	1996-98
6.	.552	Kole McKamey (279-505)	2003-06
7.	.547	Stoney Case (677-1,237)	1991-94
8.	.537	Steve Myer (295-549)	1974-75
9.	.530	Casey Kelly (434-819)	2000-03

CAREER YARDAGE

	Yds.	Player	Years
1.	9,460	Stoney Case	1991-94
2.	9,382	Jeremy Leach	1988-91
3.	6,756	Donovan Porterie	2006-09
4.	5,686	Casey Kelly	2000-03
5.	4,979	Graham Leigh	1996-98
6.	3,890	Billy Rucker	1983-86
7.	3,741	Donald Sellers	1995-96
8.	3,604	Steve Myer	1974-75
9.	3,364	Brad Wright	1977-80
10.	3,359	Kole McKamey	2003-06

CAREER TOUCHDOWN PASSES

	TDs	Player	Years
1.	67	Stoney Case	1991-94
2.	49	Jeremy Leach	1988-91
3.	42	Graham Leigh	1996-98
4.	36	Casey Kelly	2000-03
5.	33	Donovan Porterie	2006-09
6.	28	Steve Myer	1974-75
7.	24	David Osborn	1979-82
8.	22	Noel Mazzone	1975-78
9.	21	Donald Sellers	1995-96
	21	Kole McKamey	2003-06

CAREER PASS EFFICIENCY (200 attempts)

	Eff.	Player	Years
1.	144.0	Donald Sellers	1995-96
2.	132.6	Graham Leigh	1996-98
3.	131.9	Lamar Jordan	20014-present
4.	130.6	Stoney Case	1991-94
5.	127.5	Ned James	1985-86
6.	124.2	Billy Rucker	1983-86
7.	119.9	Buddy Funck	1982-84
8.	118.7	Casey Kelly	2000-03
9.	117.6	Steve Myer	1974-75
10.	116.5	Kole McKamey	2003-06
11.	116.5	Donovan Porterie	2006-09

SINGLE GAME YARDAGE

	Yds.	Player	Year
1.	622	Jeremy Leach vs. Utah	11/11/1989
2.	490	Billy Rucker vs. San Diego State	9/27/1986
3.	458	Billy Rucker vs. Wyoming	11/16/1985
4.	452	Brad Wright vs. Texas Tech	10/14/1978
5.	427	Jeremy Leach vs. Hawai'i	9/14/1991
6.	408	Barry Garrison vs. Hawai'i	10/10/1987
	408	Casey Kelly vs. UNLV	11/1/2003
8.	406	Ned James vs. Wyoming	11/1/1986
9.	403	Stoney Case vs. TCU	9/10/1994
10.	393	Stoney Case vs. Air Force	11/2/1991
11.	390	Jeremy Leach vs. New Mexico State	9/10/1988
12.	385	Jeremy Leach vs. Akron	9/24/1988
13.	376	Jeremy Leach vs. San Diego State	11/4/1989
	376	Terry Stone vs. BYU	9/23/1967
15.	375	Stoney Case vs. BYU	9/24/1994
	375	Barry Garrison vs. Utah	9/5/1987
17.	370	Jeremy Leach vs. Tulsa	9/23/1989

18.	368	Barry Garrison vs. BYU	9/26/1987
19.	365	Jeremy Leach vs. Texas Tech	9/16/1989
20.	363	Stoney Case vs. Colorado State	10/1/1994
21.	359	Graham Leigh vs. San Diego State	10/17/1998
22.	358	Billy Rucker vs. New Mexico State	9/14/1985
23.	354	Donovan Porterie vs. Nevada	12/22/2007
24.	351	Donald Sellers vs. San Diego State	11/4/1995
	351	Stoney Case vs. BYU	10/26/1991
	351	Steve Myer vs. Arizona	10/25/1975

LONGEST PASS PLAYS

No.	Player	Year
98	Al Owens from Barry Garrison vs. BYU	9/26/1987
92	Delane Hart-Johnson from Lamar Jordan vs. Arizona	12/19/2015
89	Emilio Vallez from Rick Beitler vs. Arizona	10/8/1966
88	Sam Scarber from Terry Stone vs. UTEP	9/21/1968
87	Martinez Williams from Graham Leigh vs. San Diego State	10/17/1998
86	Delane Hart-Johnson from Lamar Jordan vs. Utah State	11/7/2015
85	Dwight Counter from Casey Kelly vs. CSU	11/17/2001
84	Herb Bradford from Jim Cromartie vs. UTEP	10/7/1961
84	Tori Brown from Billy Rucker vs. NMSU	9/14/1985
84	Turhon O'Bannon from Stoney Case vs. TCU	9/11/1993
82	Eric Morgan from Jeremy Leach vs. Wyoming	10/28/1989
81	Delane Hart-Johnson from Austin Apodaca at Boise State	11/14/2015
81	Chris Hernandez from Brad Bruner vs. TCU	8/30/2008
80	W.B. Calland from Cecil Sapanski vs. Texas Tech	11/18/1944
80	Ricky Martin from Brad Wright vs. Texas Tech	10/14/1978
80	Keith Magee from Brad Wright vs. NMSU	9/27/1980
80	Dwight Counter from Casey Kelly vs. Utah	10/26/2002
80	Deon Long from B.R. Holbrook vs. UNLV	11/12/2011

YEAR-BY-YEAR LEADERS

Year	Player	Comp.	Att.	Yds.	TDs
1946	Bryan Brock	11	27	326	3
1947	Bryan Brock	26	86	488	4
1948	Jerry McKown	20	51	342	3
1949	Herbie Hughes	14	33	176	3
1950	Milton Price	49	114	520	4
1951	Chuck Hill	31	60	359	2
1952	Bobby Arnett	13	37	195	1
1953	Bob Burns	10	24	127	1
1954	Jerry Lott	19	45	271	0
1955	Jerry Lott	34	74	422	2
1956	Jerry Lott	19	41	281	1
1957	Chuck Roberts	22	47	305	3
1958	Chuck Roberts	19	53	337	6
1959	George Friberg	26	68	361	3
1960	Jim Cromartie	30	57	343	4
1961	Jim Cromartie	28	60	533	4
1962	Jim Cromartie	12	33	245	1
1963	Stan Quintana	15	32	221	1
1964	Stan Quintana	45	86	794	3
1965	Stan Quintana	29	96	444	0
1966	Rick Beitler	67	162	763	4
1967	Terry Stone	160	336	1,946	9
1968	Terry Stone	58	147	769	4
1969	Rocky Long	61	125	865	4
1970	Rocky Long	48	115	649	2
1971	Rocky Long	54	105	876	4
1972	Bruce Boone	35	103	540	2
1973	Don Woods	52	124	869	5
1974	Steve Myer	105	196	1,103	7
1975	Steve Myer	190	353	2,501	21
1976	Noel Mazzone	89	188	1,427	8
1977	Noel Mazzone	77	159	1,085	12
1978	Brad Wright	126	251	1,925	9
1979	Casey Miller	42	82	555	1
1980	Robin Gabriel	75	170	1,083	6
1981	Robin Gabriel	123	277	1,783	8
1982	David Osborn	105	216	1,609	15
1983	Buddy Funck	110	204	1,521	5
1984	Buddy Funck	52	106	922	8
1985	Billy Rucker	134	268	2,475	10
1986	Ned James	125	215	1,777	14
1987	Barry Garrison	277	489	3,163	17
1988	Jeremy Leach	165	323	1,986	10
1989	Jeremy Leach	282	511	3,573	22
1990	Jeremy Leach	180	380	2,428	12
1991	Stoney Case	103	216	1,564	10
1992	Stoney Case	164	308	2,289	18
1993	Stoney Case	177	304	2,490	17
1994	Stoney Case	233	409	3,117	22
1995	Donald Sellers	121	195	1,693	11
1996	Donald Sellers	157	256	2,048	10
1997	Graham Leigh	166	276	2,318	24
1998	Graham Leigh	198	276	2,608	18
1999	Sean Stein	141	272	1,584	11
2000	Rudy Caamano	107	192	1,270	11
2001	Casey Kelly	107	228	1,559	8
2002	Casey Kelly	181	314	1,904	14
2003	Casey Kelly	146	274	2,223	14

2004	Kole McKamey	103	210	1,272	6
2005	Kole McKamey	144	231	1,682	13
2006	Chris Nelson	112	216	1,435	12
2007	Donovan Porterie	244	418	3,006	15
2008	Brad Bruner	99	184	1,037	3
2009	Donovan Porterie	249	432	2,411	12
2010	B.R. Holbrook	63	119	619	2
2011	B.R. Holbrook	141	236	1,490	4
2012	B.R. Holbrook	62	112	647	2
2013	Clayton Mitchem	48	81	661	1
2014	Lamar Jordan	59	112	895	6
2015	Lamar Jordan	61	118	1,045	5
2016	Lamar Jordan	49	75	681	6

Team Passing:

YARDS	Yds.	Year
Game	622 vs. Utah	11/11/1989
Season	3,732 by 1989 team	

COMPLETIONS	No.	Year
Game	41 vs. Utah	11/11/1989
Season	290 by 1989 team	

ATTEMPTS	No.	Year
Game	68 vs. Utah	11/11/1989
Season	532 by 1989 team	

TOUCHDOWN PASSES	No.	Year
Game	6 vs. BYU	9/24/1994
Season	24 by 1997 team	

INTERCEPTIONS BY UNM	No.	Year
Game	7 vs. UTEP	10/21/1950
	7 vs. West Texas State	10/14/1950
	7 vs. Arizona	10/10/1953
Season	32 by 1946 team	

COMPLETION PERCENTAGE (15 ATTEMPTS)	Pct.	Year
Game	.800 vs. Northern Arizona (12-15)	9/23/2000
Season	.606 by 1996 team (160-264)	

AVERAGE YARDS/GAME	Season	Year
311.0	by 1989 team	

FIRST DOWNS	No.	Year
Game	25 vs. Utah	11/11/1989
Season	162 by 1989 team	

SINGLE GAME	Yds.	Opponent	Year
1.	622	Utah	11/11/1989
2.	490	San Diego State	9/27/1986
3.	458	Wyoming	11/16/1985
4.	452	Texas Tech	10/14/1978
5.	429	UNLV	11/1/2003
6.	427	Hawai'i	9/14/1991
7.	408	Hawai'i	10/10/1987
8.	406	Wyoming	11/1/1986
9.	403	TCU	9/10/1994
10.	401	UTEP	10/27/1967

BEST PASSING TEAMS	Year	Games	Yards	Yds/Game
1.	1989	12	3,732	311.0
2.	1991	12	3,584	298.7
3.	1985	11	3,245	295.0
4.	1987	11	3,230	293.6
5.	1990	12	3,221	268.4

Individual Total Offense:

PLAYS	Tot.	Player	Year
Game	77	Stoney Case vs. TCU (15 rush, 62 pass)	9/10/1994
Season	590	Jeremy Leach (79 rush, 511 pass)	1989
Career	1,695	Jeremy Leach, (263 rush, 1,432 pass)	1988-91

YARDS	Yds.	Player	Year
Game	594	Jeremy Leach vs. Utah (-28 rush, 622 pass)	11/11/1989
Season	3,649	Stoney Case, (532 rush, 3,117 pass)	1994
Career	10,651	Stoney Case (1,191 rush, 9,640 pass)	1991-94

AVERAGE	Avg.	Player	Year
Game	13.56	Lamar Jordan vs. Wyoming (16 plays for 217 yards)	11/29/2014
Season	7.3	Stan Quintana (169 plays for 1,249 yards)	1964
Career	6.6	Donald Sellers (754 plays for 4,992 yards)	1995-96

SINGLE GAME	Yds.	Player	Year
1.	594	Jeremy Leach vs. Utah	11/11/1989
2.	514	Ned James vs. Wyoming	11/1/1986
3.	501	Billy Rucker vs. San Diego State	9/27/1986
4.	487	Billy Rucker vs. Wyoming	11/16/1985
5.	464	Stoney Case vs. TCU	9/10/1994
6.	440	Brad Wright vs. Texas Tech	10/14/1978
7.	413	Stoney Case vs. Colorado State	10/1/1994
8.	410	Casey Kelly vs. UNLV	11/1/2003
9.	404	Jeremy Leach vs. Hawai'i	9/14/1991
10.	403	Stoney Case vs. BYU	9/24/1994

SEASON TOTAL OFFENSE	Yds.	Player	Year
1.	3,649	Stoney Case	1994
2.	3,363	Jeremy Leach	1989
3.	3,065	Barry Garrison	1987
4.	2,972	Donovan Porterie	2007
5.	2,904	Graham Leigh	1998
6.	2,857	Billy Rucker	1985
7.	2,846	Graham Leigh	1997
8.	2,819	Stoney Case	1993
9.	2,805	Donald Sellers	1996
10.	2,559	Stoney Case	1992

CAREER TOTAL OFFENSE	Yds.	Player	Years
1.	10,651	Stoney Case	1991-94
2.	8,623	Jeremy Leach	1988-91
3.	6,715	Donovan Porterie	2006-09
4.	6,285	Casey Kelly	2000-03
5.	5,847	Graham Leigh	1996-98
6.	4,992	Donald Sellers	1995-96
7.	4,489	Billy Rucker	1983-86
8.	4,461	Rocky Long	1969-71
9.	4,404	David Osborn	1979-82
10.	4,199	Kole McKamey	2003-05

MOST WINS - STARTING QUARTERBACK - CAREER	QB	Wins	Years
1.	Casey Kelly	19	2000-03
2.	Jim Cromartie	18	1960-62
3.	Rocky Long	16	1969-71
4.	Stan Quintana	16	1963-65
5.	Lamar Jordan	15	2014-present
	Stoney Case	15	1991-94
7.	David Osborn	14	1979-82
	Donovan Porterie	14	2006-09
9.	Kole McKamey	13	2003-06
10.	Graham Leigh	12	1996-98

TOUCHDOWNS RESPONSIBLE - SEASON	Player	Pass	Rush	Total	Year
1.	Stoney Case	22	11	33	1994
2.	Graham Leigh	24	8	32	1997
3.	Stoney Case	17	14	31	1993
4.	Jeremy Leach	22	2	24	1989
5.	Steve Meyer	21	2	23	1975

TOUCHDOWNS RESPONSIBLE - CAREER	Player	Pass	Rush	Total	Years
1.	Stoney Case	67	31	98	1991-94
2.	Jeremy Leach	49	4	53	1988-91
	Graham Leigh	42	11	53	1996-98
4.	DonTrell Moore	0	51	51	2002-05
5.	Casey Kelly	36	9	45	2000-03
6.	Donald Sellers	21	18	39	1995-96
7.	David Osborn	24	13	37	1979-82

YEAR-BY-YEAR LEADERS

Year	Player	Plays	Rush	Pass	Total
1946	Bryan Brock	61	-3	326	323
1947	Bryan Brock	133	238	488	726
1948	Rudy Krall	165	756	0	756
1949	Jerry McKown	90	184	164	348
1950	Milton Price	165	86	520	606
1951	Chuck Hill	165	394	359	753
1952	Bobby Arnett	146	360	195	555
1953	Bobby Lee	147	624	124	748
1954	Jerry Lott	81	101	271	372
1955	Jerry Lott	167	77	422	499
1956	Phil Spear	123	625	0	625
1957	Don Perkins	117	744	23	767
1958	Don Perkins	121	621	161	782
1959	Billy Brown	95	740	0	740
1960	Jim Cromartie	116	299	343	642
1961	Jim Cromartie	146	168	533	701
1962	Bobby Santiago	159	806	93	899
1963	Bucky Stallings	127	553	0	553
1964	Stan Quintana	169	455	794	1,249
1965	Stan Quintana	197	496	444	940
1966	Rick Beitler	253	-21	763	742
1967	Terry Stone	406	-415	1,946	1,531
1968	David Bookert	211	872	0	872
1969	Rocky Long	276	450	865	1,315
1970	Rocky Long	273	674	649	1,323
1971	Rocky Long	265	947	876	1,823
1972	Fred Henry	166	977	9	986
1973	Don Woods	344	971	869	1,840
1974	Steve Myer	240	13	1,103	1,116
1975	Steve Myer	400	-132	2,501	2,369
1976	Noel Mazzone	376	617	1,427	2,044
1977	Noel Mazzone	326	537	185	1,622
1978	Brad Wright	423	478	1,925	2,403
1979	Jimmy Sayers	145	696	0	696
1980	Brad Wright	231	120	1,068	1,188
1981	Robin Gabriel	368	-84	1,783	1,699
1982	David Osborn	357	539	1,609	2,148
1983	Buddy Funck	398	633	1,521	2,154
1984	Buddy Funck	247	526	922	1,448
1985	Billy Rucker	432	382	2,475	2,857
1986	Ned James	365	527	1,777	2,304
1987	Barry Garrison	549	-98	3,163	3,065
1988	Jeremy Leach	411	-220	1,986	1,766
1989	Jeremy Leach	590	-210	3,573	3,363
1990	Jeremy Leach	436	-204	2,428	2,224
1991	Stoney Case	272	60	1,564	1,624
1992	Stoney Case	422	270	2,289	2,559
1993	Stoney Case	430	329	2,490	2,819
1994	Stoney Case	549	532	3,117	3,649
1995	Donald Sellers	329	494	1,693	2,187
1996	Donald Sellers	425	757	2,048	2,805
1997	Graham Leigh	411	528	2,318	2,846
1998	Graham Leigh	487	296	2,608	2,904
1999	Sean Stein	340	0	1,584	1,584
2000	Rudy Caamano	301	86	1,270	1,356
2001	Casey Kelly	298	143	1,559	1,702
2002	Casey Kelly	430	225	1,904	2,129
2003	Casey Kelly	384	231	2,223	2,454
2004	Kole McKamey	338	416	1,272	1,688
2005	Kole McKamey	350	429	1,682	2,111
2006	Chris Nelson	256	-62	1,435	1,373
2007	Donovan Porterie	476	-34	3,006	2,972
2008	Brad Gruner	260	331	1,037	1,368
2009	Donovan Porterie	518	-33	2,411	2,378
2010	Stump Godfrey	204	287	553	840
2011	B.R. Holbrook	296	93	1,490	1,583
2012	Kasey Carrier	255	1,469	0	1,469
2013	Cole Gautsche	196	777	639	1,416
2014	Lamar Jordan	232	612	895	1,507
2015	Lamar Jordan	265	807	1,045	1,852
2016	Lamar Jordan	189	739	681	1,420

100 YARDS RUSHING/100 YARDS PASSING
IN A GAME (12 players/25 times)

Player	Rush	Pass	Opponent	Year
Rocky Long	159	131	Arizona	1969
Rocky Long	110	115	BYU	1971
Don Woods	100	134	Utah	1973
Don Woods	148	128	Colorado State	1973
Noel Mazzone	110	124	UTEP	1976
Noel Mazzone	123	139	Arizona	1977
David Osborn	125	128	North Texas	1982
David Osborn	112	143	Air Force	1982
Buddy Funck	116	148	Texas Tech	1984
Buddy Funck	130	112	New Mexico State	1984
Billy Rucker	113	277	UTEP	1985
Billy Rucker	106	307	San Diego State	1985

Ned James	118	406	Wyoming	1986
Stoney Case	112	121	Idaho State	1993
Stoney Case	114	199	Fresno State	1994
Donald Sellers	102	232	Central Florida	1996
Donald Sellers	126	144	Rice	1996
Graham Leigh	102	171	BYU	1997
Kole McKamey	138	207	Navy	2004
Kole McKamey	152	172	New Mexico State	2005
Kole McKamey	103	218	BYU	2005
Cole Gautsche	149	155	Wyoming	2012
Cole Gautsche	113	156	at Wyoming	10/12/2013
Lamar Jordan	107	147	at Wyoming	9/26/2015
Lamar Jordan	135	110	Arizona	12/19/2015
Lamar Jordan	176	122	Wyoming	11/26/2016

Team Total Offense:

PLAYS	Tot.	Year
Game	106 vs. Utah	11/11/1989
Season	977 by 1980 team	

YARDS	Tot.	Year
Game	691 vs. Utah	11/11/1989
Season	5,939 by 2016 team	

AVERAGE	Avg.	Year
Game	13.53 vs. Wyoming	11/26/2016
	(51 plays, 690 yards)	
Season	6.85 by 2016 team	
	(867 plays, 5,939 yards)	
Per Game, Season	472.0 by 1994 team	

FIRST DOWNS	FDs	Year
Game	37 vs. San Diego State	9/27/1986
Season	300 by 1994 team	

SINGLE GAME	Yds	Opponent	Year
1.	691	Utah	11/11/1989
2.	690	Wyoming	11/26/2016
	690	San Diego State	9/27/1986
4.	663	New Mexico State	9/8/1984
5.	658	Northern Arizona	9/23/1950
6.	654	New Mexico State	10/23/1982
7.	648	Utah	9/26/1970
8.	645	UTEP	10/31/1971
9.	633	Utah	10/25/2003
10.	630	Utah	11/9/1985
11.	628	New Mexico Highlands	9/29/1934
12.	622	ULM	10/22/2016
	622	Utah	11/6/1971
14.	620	Air Force	10/27/2001
15.	616	Wyoming	11/1/1986
	616	Northern Arizona	9/18/1999
17.	615	South Dakota	9/1/2016
18.	608	New Mexico State	10/5/2013

BEST TOTAL OFFENSE TEAMS (based on yards)

	Year	Games	Yards	Avg.
1.	2016	13	5,939	456.8
2.	1994	12	5,664	472.0
3.	1986	12	5,269	439.1
4.	2003	13	5,207	400.5
5.	1985	11	5,165	469.5
6.	1971	11	5,148	468.0
7.	2013	12	5,062	421.8
8.	2015	13	5,046	388.1

Individual Receiving:

RECEPTIONS	Rec.	Player	Year
Game	17	Emilio Vallez vs. UTEP	10/27/1967
Season	91	Marcus Smith	2007
Career	263	Terance Mathis	1985-87, '89

YARDS	Yds.	Player	Year
Game	257	Emilio Vallez vs. UTEP	10/27/1967
Season	1,315	Terance Mathis	1989
Career	4,254	Terance Mathis	1985-87, '89

TOUCHDOWNS

Game	TDs	Player	Year
3	Ricky Martin vs. Utah	11/8/1980	
3	Terance Mathis vs. Colorado St.	11/15/1986	
3	Mike Henderson vs. BYU	10/29/1990	
3	Zack Wesley vs. BYU	9/24/1994	
3	Pascal Volz vs. Rice	10/18/1997	
3	Pascal Volz vs. TCU	11/1/1997	
3	Hank Baskett vs. Missouri	9/10/2005	
3	Marcus Smith vs. New Mexico St.	9/9/2006	
3	Deon Long vs. Sam Houston St.	9/24/2011	
Season	13	Terance Mathis	1989
	13	Pascal Volz	1997
Career	36	Terance Mathis	1985-87, '89

CONSECUTIVE GAMES CATCHING A PASS

46, Carl Winston, 1990-93 (NCAA record at the time)

CONSECUTIVE 100-YARD GAMES

5, Terance Mathis, 1987

4, Pascal Volz, 1997

CONSECUTIVE GAMES, TD RECEPTION

7, Carl Winston, 1991

SINGLE GAME RECEPTIONS

	Rec.	Player	Year
1.	17	Emilio Vallez vs. UTEP	10/27/1967
2.	16	Terance Mathis vs. Utah	11/11/1989
3.	14	Terance Mathis vs. Arkansas	11/28/1987
	14	Shane Hall vs. Wyoming	11/7/1987
	14	Ace Hendricks vs. Utah	10/7/1967
6.	13	Ty Kirk vs. New Mexico State	10/1/2011
7.	12	Eric Morgan vs. New Mexico State	9/1/1990
	12	Kano Brown vs. San Diego State	11/4/1989
	12	Terance Mathis vs. San Diego St.	9/27/1986
10.	11	11 different times	

SINGLE GAME YARDAGE

	Yds.	Player	Year
1.	257	Emilio Vallez vs. UTEP	10/27/1967
2.	252	Terance Mathis vs. Utah	11/11/1989
3.	238	Terance Mathis vs. Wyoming	11/1/1986
4.	214	Terance Mathis vs. Arkansas	11/28/1987
5.	209	Hank Baskett vs. Missouri	9/10/2005
	209	Deon Long vs. Sam Houston State	9/24/2011
7.	195	Ace Hendricks vs. BYU	9/23/1967
8.	191	Terance Mathis vs. Utah	9/5/1987
9.	188	Terance Mathis vs. San Diego St.	9/27/1986
10.	187	Terance Mathis vs. Texas Tech	9/16/1989

SEASON RECEPTIONS

	Rec.	Player	Year
1.	91	Marcus Smith	2007
2.	88	Terance Mathis	1989
3.	80	Eric Morgan	1990
4.	76	Carl Winston	1991
	76	Travis Brown	2007
6.	73	Terance Mathis	1987
7.	69	Pascal Volz	1997
8.	67	Ace Hendricks	1967
	67	Hank Baskett	2005
10.	66	Shane Hall	1987

SEASON RECEPTION YARDAGE

	Yds.	Player	Year
1.	1,315	Terance Mathis	1989
2.	1,229	Pascal Volz	1997
3.	1,177	Carl Winston	1991
4.	1,132	Terance Mathis	1987
5.	1,125	Marcus Smith	2007
6.	1,094	Ace Hendricks	1967
7.	1,071	Hank Baskett	2005
8.	1,043	Eric Morgan	1990
9.	1,031	Travis Brown	2007
10.	962	Preston Dennard	1975

SEASON TOUCHDOWNS

	TDs	Player	Year
1.	13	Pascal Volz	1997
	13	Terance Mathis	1989
3.	10	Terance Mathis	1986
4.	9	Don Black	1958
	9	Mike Henderson	1990
	9	Hank Baskett	2005
	9	Marcus Smith	2006
8.	8	Terance Mathis	1987
	8	Ricky Martin	1980
10.	7	Carl Winston	1991
	7	Martinez Williams	1998

CAREER RECEPTIONS

	Rec.	Player	Years
1.	263	Terance Mathis	1985-87, '89
2.	202	Carl Winston	1990-93
3.	182	Travis Brown	2004-07
4.	153	Marcus Smith	2004-07
5.	142	Preston Dennard	1974-77
6.	141	Mike Henderson	1987-90
7.	140	Hank Baskett	2002-05
8.	136	Eric Morgan	1989-90
9.	134	Ty Kirk	2009-12
10.	122	Dwight Counter	2000-03

CAREER RECEPTION YARDAGE

	Yds.	Player	Years
1.	4,254	Terance Mathis	1985-87, '89
2.	2,972	Carl Winston	1990-93
3.	2,288	Hank Baskett	2002-05
4.	2,257	Preston Dennard	1974-77
5.	2,192	Travis Brown	2004-07
6.	2,101	Dwight Counter	2000-03
7.	2,073	Marcus Smith	2004-07
8.	1,927	Mike Henderson	1987-90
9.	1,806	Eric Morgan	1989-90
10.	1,798	Ricky Martin	1976-80
11.	1,690	Keith MaGee	1979-82
12.	1,508	Derwin Williams	1980-83
13.	1,480	Ty Kirk	2009-12
14.	1,425	Manley Woods	1990-94
15.	1,402	Martinez Williams	1996-99

CAREER TOUCHDOWNS

	TDs	Player	Years
1.	36	Terance Mathis	1985-87, '89
2.	17	Hank Baskett	2002-05
3.	16	Ricky Martin	1977-80
	16	Preston Dennard	1974-77
5.	14	Carl Winston	1990-93
	14	Dwight Counter	2000-03
7.	13	Pascal Volz	1996-97
	13	Marcus Smith	2004-07
9.	12	Eric Morgan	1989-90
	12	Mike Henderson	1987-90
	12	Travis Brown	2004-07

YEAR-BY-YEAR LEADERS

Year	Player	No.	Yds.	TD
1946	Lou Cullen	7	230	3
1947	Rudy Camunez	9	162	2
1948	Bill Speer	10	134	0
1949	Bill Speer	10	82	2
1950	Chuck Hill	19	321	2
1951	Dick Brett	26	276	3
1952	Dick Brett	15	205	2
1953	Ray Guerette	11	147	1
1954	Ray Guerette	8	136	2
1955	Dick Drake	14	174	0
1956	John Barefoot	6	156	3
1957	Don Perkins	10	162	0
1958	Don Black	14	303	9
1959	Don Perkins	8	226	3
1960	Bobby Santiago	11	187	1
1961	Larry Jasper	5	161	2
1962	George Heard	6	255	1
1963	Claude Ward	7	181	2
1964	Gary Plumlee	19	316	1
1965	Woody Dame	11	198	0
1966	Sherman Seiders	27	351	2
1967	Ace Hendricks	67	1,094	6
1968	Bob Fowler	26	265	0
1969	John Stewart	19	391	2
1970	Fred Henry	10	73	0
1971	Ken Smith	17	281	1
1972	Ken Smith	24	382	2
1973	Paul Labarrere	16	374	3
1974	Pete Robison	20	236	2
1975	Preston Dennard	59	962	6
1976	Preston Dennard	42	783	5
1977	Preston Dennard	26	341	4
1978	Ricky Martin	21	594	5
	Chris Combs	21	322	1
1979	Jimmy Sayers	19	145	0
1980	Ricky Martin	43	850	8
1981	Keith Magee	44	706	3
1982	Keith Magee	39	641	5
1983	Derwin Williams	37	677	5
1984	Kenneth Whitehead	34	713	4
1985	Terance Mathis	49	852	5
1986	Terance Mathis	53	955	10

1987	Terance Mathis	73	1,132	8
1988	Al Owens	49	774	5
1989	Terance Mathis	88	1,315	13
1990	Eric Morgan	80	1,043	6
1991	Carl Winston	76	1,177	7
1992	Carl Winston	34	389	1
1993	Carl Winston	50	766	4
1994	Gavin Pearlman	52	866	2
1995	Steve Pagador	33	492	2
1996	Larry Brown	38	518	0
1997	Pascal Volz	69	1,229	13
1998	Martinez Williams	49	760	7
1999	Martinez Williams	60	609	0
2000	Ted Iacenda	28	257	2
2001	Dwight Counter	43	774	4
2002	Dwight Counter	36	413	3
2003	Adrian Boyd	41	581	3
2004	Hank Baskett	54	908	3
2005	Hank Baskett	67	1,071	9
2006	Travis Brown	64	867	4
2007	Marcus Smith	91	1,125	4
2008	Bryant Williams	36	272	1
2009	Ty Kirk	36	427	2
2010	Ty Kirk	38	477	2
2011	Deon Long	47	809	4
	Ty Kirk	47	376	0
2012	Lamaar Thomas	15	165	1
2013	Jeric Magnant	19	294	1
	Marquis Bundy	19	261	2
2014	Jeric Magnant	16	184	1
2015	Dameon Gamblin	35	424	2
2016	Dameon Gamblin	23	254	3

Individual Scoring:

TOUCHDOWNS

Game			
	5	Chuck Hill vs. Northern Arizona	9/23/1950
	5	Reginal Johnson vs. Tulsa	11/2/1996
	5	DonTrell Moore vs. Wyoming	11/30/2002
Season	21	DonTrell Moore	2003
Career	59	DonTrell Moore	2002-05

POINTS

Game	32	Reginal Johnson vs. Tulsa	11/2/1996
Season	126	DonTrell Moore	2003
Career	356	DonTrell Moore	2002-05

EXTRA POINTS MADE

Game	10	Eddie Beach vs. U. of Mexico	9/17/1960
Season	61	Jason Sanders	2016
Career	100	Colby Cason	1995-97
Consecutive	82	Jason Sanders	2015-16
	76	Justus Adams	2012-13
	47	Joe Hartshorne	1970-71

EXTRA POINTS ATTEMPTED

Game	10	Milton Price vs. Northern Arizona	9/23/1950
	10	Eddie Beach vs. U. of Mexico	9/17/1960
Season	62	Jason Sanders	2016
Career	101	Colby Cason	1995-97

FIELD GOALS MADE

Game	5	Bob Berg vs. Fresno State	9/13/1975
	5	Rick Walsh vs. New Mexico State	9/10/1988
	5	Colby Cason vs. SMU	10/4/1997
Season	29	John Sullivan	2007
Career	53	David Margolis	1989-92
Consecutive	18	John Sullivan	2007

SEASON FIELD GOALS MADE

	FGs	Player	Year
1.	29	John Sullivan	2007
2.	21	Colby Cason	1997
3.	19	Kenny Byrd	2006
4.	18	Bob Berg	1974
	18	Bob Berg	1975
	18	James Aho	2008
7.	17	Vladimir Borombozin	2001
8.	15	David Margolis	1989
	15	Wes Zunker	2003

CAREER FIELD GOALS MADE

	FGs	Player	Year
1.	53	David Margolis	1989-92
2.	45	James Aho	2008-11
3.	41	Colby Cason	1995-97
	41	Bob Berg	1973-75
5.	33	Kenny Byrd	2002-06

6.	29	Wes Zunker	2001-04
	29	John Sullivan	2004-07
8.	27	Vladimir Borombozin	2000-01
9.	25	Pete Parks	1980-82
10.	24	Joe Bibbo	1983-86

CAREER FIELD GOAL ACCURACY

	Pct.	Player (FGM-FGA)	Year
1.	82.9	John Sullivan (29-35)	2004-07
2.	81.8	Vladimir Borombozin (27-33)	2000-01
3.	80.5	Kenny Byrd (33-41)	2002-06
4.	75.0	Jason Sanders (15-20)	2014-present
	75.0	Rick Walsh (18-24)	1987-88
6.	73.2	Bob Berg (41-56)	1973-75
7.	70.7	Wes Zunker (29-41)	2001-04
8.	68.3	Colby Cason (41-60)	1995-97
9.	68.2	James Aho (45-66)	2008-11

SEASON PAT

	PATs	Player	Year
1.	61	Jason Sanders	2016
2.	49	Justus Adams	2013
3.	45	Pete Parks	1982
4.	43	Zack Rogers	2014
	43	Joe Hartshorne	1971
6.	42	Wes Zunker	2003
7.	40	Colby Cason	1997
	40	Justus Adams	2012
9.	39	Nathan Vail	1994
10.	37	Joe Hartshorne	1970

CAREER PAT

	PATs	Player	Years
1.	100	Colby Cason	1995-97
2.	99	Joe Hartshorne	1969-71
3.	91	Kenny Byrd	2002-06
4.	89	Justus Adams	2010-13
5.	85	David Margolis	1989-92
6.	84	Joe Bibbo	1983-86
7.	83	Jason Sanders	2014-present
	83	James Aho	2008-11
9.	80	Wes Zunker	2001-04
10.	72	Bob Berg	1973-75

SEASON SCORING (Touchdowns)

	TDs	Player	Year
1.	21	DonTrell Moore	2003
2.	18	Richard McQuarley	2016
3.	17	DonTrell Moore	2005
4.	16	Terance Mathis	1989
5.	15	DonTrell Moore	2002
	15	Kasey Carrier	2012
7.	14	Teriyon Gipson	2016
	14	Stoney Case	1993
	14	Willie Turrall	1985
	14	Rodney Ferguson	2007

SEASON SCORING (Points)

	Pts.	Player	Year
1.	126	DonTrell Moore	2003
2.	117	John Sullivan	2007
3.	110	Richard McQuarley	2016
4.	104	DonTrell Moore	2005
5.	103	Colby Cason	1997
6.	98	Terance Mathis	1989
7.	97	Jason Sanders	2016
8.	90	Willie Turrall	1985
	90	DonTrell Moore	2002
	90	Kasey Carrier	2012

CAREER SCORING (Touchdowns)

	TDs	Player	Years
1.	59	DonTrell Moore	2002-05
2.	39	Terance Mathis	1985-87, '89
3.	37	Rodney Ferguson	2004-08
4.	36	Jhurell Pressley	2012-15
5.	34	Teriyon Gipson	2013-16
6.	31	Stoney Case	1991-94
	31	Willie Turrall	1982-85
	31	Mike Williams	1975-78
9.	27	Kasey Carrier	2009-13
10.	25	Jhurell Pressley	2012-present
	25	Fred Henry	1970-72

CAREER SCORING (Points)

	Pts.	Player	Years
1.	356	DonTrell Moore	2002-05
2.	244	David Margolis	1989-92
3.	238	Terance Mathis	1985-87, '89
4.	223	Colby Cason	1995-97
5.	222	Rodney Ferguson	2004-08

6.	218	Jhurell Pressley	2012-15
	218	James Aho	2008-11
8.	204	Teriyon Gipson	2013-16
9.	202	Bob Berg	1973-75
10.	192	Willie Turrall	1982-85

YEAR-BY-YEAR SCORING LEADERS

Year	Player	TD	PAT	FG	TP
1946	Lou Cullen	8	0-0	0-0	48
1947	Bryan Brock	5	0-0	0-0	30
	Rudy Krall	5	0-0	0-0	30
1948	Jerry McKown	4	10-15	0-0	34
1949	Bob Cooke	4	0-0	0-0	24
1950	Chuck Hill	8	3-7	0-0	51
1951	Chuck Hill	10	0-0	0-0	60
1952	Mike Prokopiak	0	13-15	4	25
1953	Bobby Lee	9	0-0	0-0	54
1954	Ray Guerette	2	15-20	1	30
1955	Jerry Apodaca	3	0-0	0-0	18
1956	Phil Spear	6	0-0	0-0	36
1957	Bob Crandall	4	0-0	0-0	24
1958	Don Black	9	2*	0-0	58
1959	Don Perkins	12	1*	0-0	74
1960	Jim Cromartie	7	1*	0-0	44
1961	Bobby Santiago	5	3-3	0-0	33
1962	Bobby Santiago	11	0-1	0-0	66
1963	Bucky Stallings	9	1*	0-0	56
1964	Claude Ward	7	0-0	0-0	42
1965	Carl Jackson	10	0-0	0-0	60
1966	Sherman Seiders	2	8-10	4-10	32
1967	Ace Hendricks	6	0-0	0-0	36
1968	David Bookert	11	0-0	0-0	66
1969	Joe Hartshorne	0	19-20	8-9	43
1970	Sam Scarber	13	0-0	0-0	78
1971	Rocky Long	13	1*	0-0	80
1972	Fred Henry	7	0-0	0-0	42
1973	Don Woods	11	0-0	0-0	66
1974	Bob Berg	0	14-17	18-24	68
1975	Bob Berg	0	29-31	18-26	83
1976	Mike Williams	11	0-0	0-0	66
1977	Jim Haynes	0	22-29	7-14	43
1978	Alan Moore	0	22-29	14-21	64
1979	Alan Moore	0	25-26	8-15	49
1980	Pete Parks	0	22-25	12-20	58
1981	Pete Parks	0	25-27	8-17	49
1982	Pete Parks	0	45-46	5-11	60
1983	Joe Bibbo	0	25-25	12-19	61
1984	Willie Turrall	10	0-0	0-0	60
1985	Willie Turrall	14	3*	0-0	90
1986	Kevin Burgess	12	1*	0-0	74
1987	Terance Mathis	8	1*	0-0	50
1988	Rick Walsh	0	13-14	11-14	46
1989	Terance Mathis	16	1*	0-0	98
1990	David Margolis	0	25-28	14-18	67
1991	David Margolis	0	17-20	11-23	50
1992	David Margolis	0	16-21	13-20	55
1993	Stoney Case	14	0-0	0-0	84
1994	Nathan Vail	0	39-43	12-18	75
1995	Colby Cason	0	25-28	11-18	58
1996	Colby Cason	0	35-37	9-12	62
	Donald Sellers	10	1*	0-0	62
1997	Colby Cason	0	40-45	21-30	103
1998	Martinez Williams	7	0-0	0-0	42
1999	David McKinney	0	27-29	5-14	42
	Brian Urlacher	7	0	0	42
2000	Vladimir Borombozin	0	21-25	10-15	51
2001	Vladimir Borombozin	0	31-32	17-18	82

2002	DonTrell Moore	15	0	0	90
2003	DonTrell Moore	21	0	0	126
2004	Wes Zunker	0	27-28	11-16	60
2005	DonTrell Moore	17	1*	0	104
2006	Kenny Byrd	0	31-31	19-23	88
2007	John Sullivan	0	30-31	29-35	117
2008	Rodney Ferguson	13	0-1	0	78
2009	James Aho	0	19-21	13-21	58
2010	James Aho	0	22-22	8-9	46
2011	James Aho	0	18-18	6-12	36
2012	Kasey Carrier	15	0-1	0	90
2013	Justus Adams	0	49-50	8-12	73
2014	Jhurell Pressley	12	1*	0	74
2015	Jhurell Pressley	11	0	0	66
2016	Richard McQuarley	18	1*	0	110

* 2-pt. PAT

Team Scoring:

MOST POINTS

Game:	108 Northern Arizona	11/11/1916
Quarter:	38 Southern (2nd)	9/1/2012
Half:	49 San Diego State (1st)	10/18/2008

HIGHEST PER GAME AVERAGE (Season)

Avg.	Games	Points	Year
36.69	13	477	2016
34.00	11	374	1982
33.42	12	401	1994
32.75	12	393	2013
32.50	12	390	1997
31.00	11	341	1971
30.45	11	335	1993
30.09	11	331	1996
30.07	13	391	2003

MOST POINTS, BOTH TEAMS

113	New Mexico State 110, New Mexico 3	Las Cruces	11/24/1917
111	Fresno State 94, New Mexico 17	Fresno, Calif.	10/5/1991
109	Boise State 60, New Mexico 49	Albuquerque	11/8/2014
108	New Mexico 108, Northern Arizona 0	Albuquerque	11/11/1916
108	Colorado State 66, New Mexico 42	Albuquerque	11/16/2013
107	Utah 58, New Mexico 49	Salt Lake City, Utah	11/9/1985
99	Air Force 73, New Mexico 26	Albuquerque	11/14/1987
98	UNLV 56, New Mexico 42	Albuquerque	9/28/2013
96	BYU 49, New Mexico 47	Provo, Utah	9/24/1994
96	New Mexico 57, Utah 39	Albuquerque	11/6/197
91	New Mexico 56, Wyoming 35	Albuquerque	11/26/2016
91	Nevada-Las Vegas 49, New Mexico 42	Las Vegas, Nev.	9/12/1981
91	Arizona State 63, New Mexico 28	Tempe, Ariz.	11/2/1968

LARGEST MARGIN OF VICTORY

Mgn.	Score	Opponent	Site	Year
108	108-0	Northern Arizona	Albuquerque	11/11/1916
78	78-0	Eastern New Mexico	Albuquerque	9/22/1945
78	78-0	Northern Arizona	Albuquerque	9/23/1950
75	82-7	New Mexico Highlands	Albuquerque	9/29/1923
71	77-6	University of Mexico	Albuquerque	9/17/1960
69	75-6	Montezuma College	Albuquerque	10/15/1923
69	76-7	New Mexico Highlands	Albuquerque	9/29/1934
67	67-0	UTEP	Albuquerque	11/6/1920
66	66-0	Mississippi Valley State	Albuquerque	9/5/2015
64	72-8	Texas State	Albuquerque	8/30/2003
63	70-7	San Diego State	Albuquerque	10/18/2008

LARGEST MARGIN OF DEFEAT

Mgn.	Score	Opponent	Site	Year
107	110-3	New Mexico State	Las Cruces	11/24/1917
83	89-6	Second Army-Air Force	El Paso, Texas	10/14/1944
80	80-0	N.M. Military Institute	Roswell, N.M.	11/4/1910
77	94-17	Fresno State	Fresno, Calif.	10/5/1991
72	72-0	Oregon	Eugene, Ore.	9/4/2010
69	69-0	TCU	Ft. Worth, Texas	10/22/2011
65	65-0	BYU	Provo, Utah	10/29/1988
65	72-7	UNLV	Albuquerque	11/1/1980
63	63-0	Texas A&M	College Station, Texas	10/16/1926
63	75-12	UTEP	Albuquerque	10/27/1967
61	68-7	Kansas	Lawrence	10/5/1968

MOST POINTS IN A ROAD GAME

Pts.	Opponent	Score	Year
57	UTEP	57-13	11/8/1919
56	New Mexico Highlands	56-0	11/19/1911
56	UTEP	56-7	10/21/1972
56	New Mexico State	56-31	10/22/1994
55	Montana	55-14	10/24/1959

MOST POINTS IN A GAME

Pts.	Opponent	Site	Year
108	Northern Arizona	Albuquerque	11/11/1916
82	New Mexico Highlands	Albuquerque	9/29/1923
78	Eastern New Mexico	Albuquerque	9/22/1945
78	Northern Arizona	Albuquerque	9/23/1950
77	U. of Mexico	Albuquerque	9/17/1960
76	New Mexico Highlands	Albuquerque	9/29/1934
75	Montezuma College	Albuquerque	10/15/1923
72	Texas State	Albuquerque	8/30/2003
70	San Diego State	Albuquerque	10/18/2008

MOST POINTS IN A QUARTER (since 1946)

Pts.	Qtr.	Opponent	Site	Year
38	2nd	Southern	Albuquerque	9/1/2012
33	1st	Northern Arizona	Albuquerque	9/23/1950
33	1st	New Mexico State	Albuquerque	10/9/1948
28	1st	Boise State	Albuquerque	11/8/2014
28	2nd	San Diego State	Albuquerque	10/18/2008
28	3rd	Utah	Salt Lake City, Utah	10/25/2003
28	1st	Utah	Albuquerque	11/26/1977
28	4th	UTEP	Albuquerque	11/23/1973
28	2nd	New Mexico State	Albuquerque	9/16/1972
28	2nd	Utah	Salt Lake City, Utah	9/26/1970
28	2nd	Arizona State	Tempe, Ariz.	11/19/1966
28	1st	New Mexico State	Albuquerque	9/15/1962
28	1st	ULM	Albuquerque	10/22/2016

MOST POINTS IN A HALF (since 1946)

Pts.	Half	Opponent	Site	Year
49	1st	San Diego State	Albuquerque	10/18/2008
46	1st	Northern Arizona	Albuquerque	9/23/1950
45	1st	Southern	Albuquerque	9/1/2012
42	2nd	U. of Mexico	Albuquerque	9/17/1960
42	2nd	UTEP	Albuquerque	10/20/1973
41	1st	New Mexico State	Albuquerque	9/16/1972
41	1st	Texas State	Albuquerque	8/30/2003
40	2nd	New Mexico State	Albuquerque	9/8/1984
38	1st	Mississippi Valley State	Albuquerque	9/5/2015
38	1st	New Mexico State	Albuquerque	9/6/1997
35	1st	U. of Mexico	Albuquerque	9/17/1960
35	1st	Wyoming	Albuquerque	11/20/1971
35	2nd	UTEP	El Paso, Texas	10/21/1972
35	2nd	UNLV	Albuquerque	9/18/1982
35	2nd	Utah	Salt Lake City, Utah	11/9/1985

LARGEST COMEBACKS (Since 1946)

Deficit	Opponent	Score	Qtr-Time	Final Score	Site (Date)
21	Utah	24-3	2nd-3:27	34-31	Albuquerque / Oct. 19, 2006
21	Texas-El Paso	21-0	2nd-14:29	37-21	El Paso / Nov. 23, 1974
18	Wyoming	21-3	2nd-:25	32-21	Laramie / Oct. 19, 1974
18	Utah	21-3	2nd-8:16	23-21	Albuquerque / Nov. 5, 1994
18	Utah	21-3	1st-2:22	34-28	Salt Lake City / Sept. 26, 1970
17	Wichita State	17-0	2nd-12:24	22-17	Albuquerque / Oct. 15, 1977
15	Utah State	21-6	3rd-12:35	24-21	Logan / Nov. 12, 2016
15	New Mexico State	29-14	3rd-11:40	38-29	Albuquerque / Oct. 3, 2015
15	Texas-El Paso	21-6	4th-13:29	25-21	Albuquerque / Nov. 19, 1994
15	Wyoming	15-0	3rd-:35	19-15	Laramie / Oct. 7, 1978
15	Colorado	15-0	2nd	17-15	Albuquerque / Nov. 12, 1949
14	Air Force	21-7	2nd	28-27	Denver / Nov. 21, 1959
14	Air Force	21-7	2nd-14:02	33-28	Albuquerque / Nov. 27, 1999
14	UNLV	28-14	2nd-10:48	39-36 (OT)	Las Vegas / Oct. 14, 2006
14	Utah	28-14	2nd-6:46	42-35 (2OT)	Albuquerque / Oct. 26, 2002
14	New Mexico State	14-0	1st-11:19	35-24	Las Cruces / Sept. 27, 2008

35	2nd	BYU	Provo, Utah	9/24/1994
35	1st	South Dakota	Albuquerque	9/1/2016
35	1st	vs. Air Force	Dallas, Texas	10/15/2016
35	1st	ULM	Albuquerque	10/22/2016
35	1st	Wyoming	Albuquerque	11/26/2016

Individual Returns:

PUNT RETURNS

Game	11	Tracy Mount vs. San Diego St.	11/22/1980
Season	46	Holmon Wiggins	2000
Career	82	Chad Smith	1995-98

YARDS

Game	142	Chad Smith vs. UTEP	11/23/1996
Season	392	Holmon Wiggins	2000
	352	Dwight Counter	2002
	324	Randy Rich	1975
Career	666	Chad Smith	1995-98

AVERAGE PER RETURN

Season	19.7	Ian Clark	2008
Career	15.4	Ian Clark	2006-09

TOUCHDOWNS

Season	2	Bobby Lee	1953
Career	2	Bobby Lee	1952-54

PUNT RETURNS (Year-by-Year)

Year	Player	No.	Yds	Avg
1946	Don Rumley	12	162	13.5
1947	Rudy Camunez	8	131	16.4
1948	Jerry McKown	9	149	16.6
1949	Chuck Hill	10	138	13.8
1950	Chuck Hill	13	114	8.8
1951	Chuck Hill	11	185	16.8
1952	Pete Nolasco	29	228	7.8
1953	Bobby Lee	13	252	19.4
1954	Joe Murphy	7	117	16.7
1955	Jerry Apodaca	7	69	9.9
1956	Lynn White	10	127	12.7
1957	Bob Crandall	4	76	19.0
1958	Tony Gray	6	108	18.0
1959	Don Perkins	9	77	8.6
1960	Bobby Santiago	9	57	6.3
1961	Herb Bradford	6	38	6.3
1962	Jim Ottman	11	76	6.9
1963	Stan Quintana	7	73	10.4
1964	Orvey Hampton	11	146	13.2
1965	Larry Sampson	23	214	9.3
1966	Ace Hendricks	15	99	6.6
1967	Joe Casas	26	310	11.9
1968	Ace Hendricks	13	107	8.2
1969	Rocky Long	14	168	12.0
1970	Don Dungan	11	129	11.7
1971	Don Dungan	14	39	2.8
1972	Mike Shaw	24	215	8.9
1973	Ken Lege	15	146	9.7
1974	Ken Lege	9	58	6.4
1975	Randy Rich	25	324	13.0
1976	Max Hudspeth	31	114	3.7
1977	Max Hudspeth	22	291	13.2
1978	Max Hudspeth	28	236	8.4
1979	Sharay Fields	37	306	8.3
1980	Sharay Fields	27	164	9.8
1981	Julius Johnson	23	107	4.7
1982	Sammy Parrish	19	101	5.3
1983	Nick Johnson	16	76	4.8
1984	Nick Johnson	22	128	6.1
1985	Terance Mathis	7	46	6.5
1986	Terance Mathis	8	53	6.6
1987	Randy Johnson	12	96	8.0
1988	Myron Ashley	13	77	5.9
1989	Curtis Crews	15	106	7.1
1990	Curtis Crews	33	195	5.9
1991	Will Martin	13	62	4.8
1992	Marcus Goodloe	12	146	12.2
1993	Abe Ghoston	12	73	6.1
1994	Winslow Oliver	8	55	6.9
1995	Winslow Oliver	16	101	6.3
1996	Chad Smith	14	200	14.3
1997	Chad Smith	42	288	6.9
1998	Chad Smith	23	152	6.6
1999	Brian Urlacher	10	158	15.8
2000	Holmon Wiggins	46	392	8.5
2001	Holmon Wiggins	31	271	8.7
2002	Dwight Counter	31	352	11.4
2003	Dwight Counter	36	267	7.4
2004	Daniel Ramirez	7	64	9.1
2005	Gabriel Fulbright	22	169	7.7
2006	Thomas Wilson	20	158	7.9

2007	Ian Clark	7	101	14.4
2008	Ian Clark	12	236	19.7
2009	Frankie Solomon	12	40	3.3
2010	Nick Wilhelm	5	24	4.8
2011	Deon Long	3	9	3.0
2012	Tim Foley	9	58	6.4
2013	Dameon Gamblin	7	34	4.9
2014	Chris Davis	7	35	5.0
	Dameon Gamblin	5	25	5.0
2015	Carlos Wiggins	10	58	5.8
2016	Chris Davis	22	150	6.8

PUNT RETURNS (Longest)

86	Tony Gray vs. Montana	1958
79	Bobby Lee vs. New Mexico State	1953
78	Curtis Crews vs. Hawai'i (no TD)	1990
77	Holmon Wiggins vs. N.M. St. (no TD)	2000
75	Malcolm Long vs. New Mexico Mines	1927
75	Bill Dwyer vs. Colorado College	1938
74	Dwight Counter vs. Baylor (no TD)	2002
74	Chad Smith vs. UTEP	1996
72	Chuck Hill vs. Colorado State	1951
72	Randy Johnson vs. BYU	1987

KICKOFF RETURNS

Game	8	Jeff Apodaca vs. San Diego St.	11/23/1985
	8	Marcus Smith vs. TCU	11/3/2007
Season	47	Carlos Wiggins	2013
Career	91	Terance Mathis	1985-87, '89

YARDS - KICKOFFS

Game	252	Carlos Wiggins vs. Fresno State	11/23/2013
Season	1,303	Carlos Wiggins	2013
Career	2,481	Carlos Wiggins	2012-15

AVERAGE PER RETURN - KICKOFFS

Season	34.7	Don Perkins	1959
Career	30.7	Don Perkins	1957-59

TOUCHDOWNS - KICKOFFS

Season	3	Terance Mathis	1989
		Carlos Wiggins	2013
Career	5	Carlos Wiggins	2012-15
	3	Terance Mathis	1985-87, '89
		Chuck Hill	1949-51

KICKOFF RETURNS (Year-by-Year)

Year	Player	No.	Yds	Avg
1946	Rudy Krall	7	181	25.9
1947	Rudy Camunez	11	181	16.4
1948	Jerry Gatewood	9	225	25.0
1949	Chuck Hill	10	183	18.3
1950	Chuck Hill	27	729	27.0*
1951	Chuck Hill	17	504	29.6*
1952	Bobby Lee	7	135	19.3
1953	Bobby Lee	6	185	30.8
1954	Joe Murphy	8	157	19.6
1955	Jerry Apodaca	13	248	19.0
1956	Lynn White	14	368	26.3
1957	Tony Gray	7	194	27.7
1958	Don Perkins	7	177	25.3
1959	Don Perkins	15	520	34.7*
1960	Bobby Santiago	12	310	25.8
1961	Bobby Morgan	9	240	26.7
1962	Howard Hancock	13	281	21.6
1963	Claude Ward	10	180	18.0
1964	Albert O'Neal	9	196	20.7
1965	Bernie Rivers	15	346	23.1
1966	Ken Wagner	21	384	18.3
1967	Joe Casas	23	602	26.2*
1968	Sam Scarber	17	358	15.2
1969	Rocky Long	13	289	22.2
1970	Fred Henry	11	188	17.0
1971	Larry Korpitz	14	330	23.6
1972	Fred Henry	12	316	26.3
1973	Ben Turner	20	447	22.4
1974	Chet Goodson	20	385	19.3
1975	Preston Dennard	13	204	15.7
1976	Kevin Thompson	16	317	19.8
1977	Jimmy Sayers	14	264	18.9
1978	William Owens	11	264	24.0
1979	Sharay Fields	13	273	21.0
1980	Denny Allen	17	365	21.5
1981	Jerry Apodaca	18	217	15.1
1982	Denny Allen	11	198	18.0
1983	Rodney Coles	8	170	21.2
1984	Jeff Apodaca	9	158	17.6
1985	Terance Mathis	26	422	16.2
1986	Brett Heber	13	245	18.8
1987	Terance Mathis	29	677	23.4
1988	Myron Ashley	31	708	22.8

1989	Terance Mathis	31	785	25.3
1990	Manley Woods	25	550	22.0
1991	Manley Woods	31	614	19.8
1992	Greg Oliver	10	296	29.6
1993	Zack Wesley	11	258	23.5
1994	Winslow Oliver	14	298	21.3
1995	Winslow Oliver	21	666	31.7
1996	Larry Brown	13	348	26.8
1997	Jamie Oliver	15	372	24.8
1998	Dion Marion	20	470	23.6
1999	Reginal Johnson	11	201	18.3
2000	Larry Davis	13	335	25.8
2001	Holmon Wiggins	5	151	30.2
2002	Brandon Ratcliff	12	266	22.2
2003	Brandon Ratcliff	15	314	20.9
2004	Kevin Walton	10	237	23.7
2005	Gabriel Fulbright	17	333	19.6
2006	DeAndre Wright	14	362	25.9
2007	Marcus Smith	28	653	23.3
2008	Frankie Solomon	22	479	21.8
2009	Frankie Solomon	19	429	22.6
2010	Myles Daughtry	14	344	24.6
2011	Deon Long	18	425	23.6
2012	Chase Clayton	20	608	30.4
2013	Carlos Wiggins	44	*1303	29.6
2014	Carlos Wiggins	13	381	29.3
2015	Carlos Wiggins	24	663	27.6
2016	Elijah Lilly	19	521	27.4

* NCAA leader

KICKOFF RETURNS (Longest)

Yds.	Player	Year
100	Carlos Wiggins vs. Hawai'i	10/17/2015
100	Ridge Jones vs. Boise State	11/8/2014
100	Carlos Wiggins vs. New Mexico State	10/5/2013
100	Carlos Wiggins vs. Colorado State	11/16/2013
100	Myles Daughtry vs. UTEP	10/2/2010
100	Jon Sutton vs. New Mexico State	11/22/1975
100	Fred Henry vs. New Mexico State	9/16/1972
98	Chase Clayton vs. Texas Tech	9/15/2012
98	Chase Clayton vs. Southern	9/1/2012
98	Deon Long vs. Sam Houston State	9/24/2011
98	Winslow Oliver vs. UTEP	11/18/1995
97	Carlos Wiggins vs. Wyoming	11/29/2014
97	Bobby Santiago vs. Wyoming	9/22/1962
96	Terance Mathis vs. San Diego State	11/4/1989
96	Terance Mathis vs. New Mexico State	9/9/1989
96	Joe Casas vs. Idaho State	9/16/1967
95	Terance Mathis vs. Tulsa	9/23/1989
95	David Bookert vs. San Jose State	10/19/1968

Team Returns:

PUNT RETURNS

Game	No.	Year
11	vs. San Diego State	11/22/1980
Season	51	by 2000 team

YARDS

Game	Yds.	Year
132	vs. New Mexico State	11/22/1975
Season	481	by 2000 team

AVERAGE PER RETURN

Season	Yds.
15.4	by 2008 team

KICKOFF RETURNS

Game	No.	Year
12	at Oregon	9/4/2010
Season	70	by 2010 team

YARDS

Game	Yds.	Year
269	at Fresno State	11/23/2013
Season	1,648	by 2010 team

AVERAGE PER RETURN

Season	Yds.
27.1*	by 1995 team

*NCAA leader

Season All-Purpose:

SEASON YARDS

	Rush	Rec.	Punt	KO	Total	Year
1. Terance Mathis	38	1,315	0	785	2,138	1989
2. Winslow Oliver	915	228	101	666	1,910	1995
3. Terance Mathis	36	1,132	16	677	1,861	1987
4. Mracus Smith	31	1,125	0	653	1,809	2007
5. Carlos Wiggins	237	163	0	1,303	1,703	2013
6. DonTrell Moore	1,298	371	0	0	1,669	2005
7. DonTrell Moore	1,450	149	0	27	1,626	2003
8. Chuck Hill	346	321	114	729	*1,564	1950
9. Kasey Carrier	1,469	75	0	0	1,544	2012
10. Rodney Ferguson	1,234	291	0	0	1,525	2006

*54 yards on interceptions

CAREER YARDS

	Rush	Rec.	Punt	KO	Total	Years
1. Terance Mathis	329	4,254	115	1,993	6,691	1985-87, '89
2. DonTrell Moore	4,973	857	35	82	5,947	2002-05
3. Winslow Oliver	3,332	743	156	1,144	5,375	1992-95
4. Mike Williams	3,862	489	0	0	4,351	1975-78
5. Rodney Ferguson	3,564	667	0	0	4,231	2004-08
6. Kasey Carrier	3,233	331	0	422	3,986	2009-13
7. Fred Henry	2,935	193	0	647	3,775	1970-72
8. Marcus Smith	323	2,073	0	1,353	3,749	2004-07
9. Teriyon Gipson	3146	387	0	167	3,700	2013-16
10. Carlos Wiggins	496	560	58	2,248	3,595	2012-15

SINGLE GAME

Yds.	Player	Rush	Rec.	PR	KR	Int.	Year
1. 378	Deon Long vs. Sam Houston State	2	209	2	165	0	9/24/2011
2. 358	Terance Mathis vs. San Diego State	12	147	0	199	0	11/17/1989
3. 343	Kasey Carrier vs. Air Force	338	5	0	0	0	10/20/2012
4. 332	Chuck Hill vs. West Texas State	26	91	0	215	0	10/14/1950
5. 300	Chuck Hill vs. Northern Arizona	162	34	33	17	54	9/23/1950
6. 289	Quincy Wright vs. Weber State	265	24	0	0	0	8/31/2002
7. 279	Terance Mathis vs. Utah	0	191	7	81	0	9/5/1987
8. 276	Mike Williams vs. UTEP	236	40	0	0	0	11/5/1977
9. 263	Winslow Oliver vs. TCU	165	67	0	31	0	9/11/1993
263	Marcus Smith vs. UNLV	0	130	0	133	0	11/24/2007
263	Carlos Wiggins vs. UNLV	119	57	0	87	0	9/28/2013

YEAR-BY-YEAR LEADERS

Year	Player	Rush	Rec.	Punt	KO	Int.	Total
1946	Lou Cullen	287	230	30	161	80	788
1947	Rudy Camunez	344	162	181	131	0	818
1948	Rudy Krall	756	0	0	27	6	789
1949	Chuck Hill	167	0	138	183	23	511
1950	Chuck Hill	346	321	114	729	54	1,564
1951	Chuck Hill	394	189	185	504	0	1,272
1952	Bobby Arnett	360	0	0	114	0	474
1953	Bobby Lee	624	26	252	185	10	1,097
1954	Joe Murphy	191	98	157	117	9	572
1955	Jerry Apodaca	224	15	69	248	59	615
1956	Phil Spear	625	20	2	71	0	718
1957	Don Perkins	744	162	16	70	0	992
1958	Don Perkins	621	161	56	177	0	1,015
1959	Don Perkins	636	226	77	520	0	1,459
1960	Bobby Santiago	596	187	85	310	25	1,203
1961	Bob Morgan	489	35	65	240	0	829
1962	Bobby Santiago	806	44	101	192	0	1,143
1963	Bucky Stallings	553	98	26	19	0	696
1964	Stan Quintana	455	0	65	0	172	692
1965	Carl Jackson	665	53	0	0	0	718
1966	Ron Romans	265	12	0	132	0	409
1967	Ace Hendricks	5	1,094	0	0	0	1,099
1968	David Bookert	872	3	0	270	0	1,145
1969	Rocky Long	450	0	168	289	0	907
1970	Sam Scarber	961	27	0	194	0	1,182
1971	Fred Henry	1,129	39	0	143	0	1,311
1972	Fred Henry	977	81	0	316	0	1,374
1973	Ben Turner	482	44	0	447	0	973
1974	Chester Goodson	247	31	0	385	0	663
1975	Preston Dennard	9	962	0	204	0	1,175
1976	Mike Williams	1,240	161	0	0	0	1,401
1977	Mike Williams	1,096	150	0	0	0	1,246
1978	Mike Williams	1,015	112	0	0	0	1,127
1979	Jimmy Sayers	696	145	0	205	0	1,046
1980	Ricky Martin	10	850	0	0	0	860
1981	Mike Carter	595	245	0	0	0	840
1982	Mike Carter	722	17	0	0	0	739
1983	Michael Johnson	739	27	0	0	0	766
1984	Willie Turrall	1,064	141	0	0	0	1,205
1985	Terance Mathis	150	852	46	422	0	1,470
1986	Terance Mathis	105	955	33	109	0	1,222
1987	Terance Mathis	36	1,132	16	677	0	1,861
1988	Andre Wooten	801	91	0	0	0	892

1989	Terance Mathis	38	1,315	0	785	0	2,138
1990	Eric Morgan	34	1,043	0	0	0	1,077
1991	Manley Woods	0	782	0	614	0	1,396
1992	Winslow Oliver	1,063	187	0	0	0	1,250
1993	Winslow Oliver	648	130	0	180	0	958
1994	Winslow Oliver	706	198	55	298	0	1,257
1995	Winslow Oliver	915	228	101	666	0	1,910
1996	Lennox Gordon	1,008	155	0	0	0	1,163
1997	Pascal Volz	0	1,229	0	0	0	1,229
1998	Martinez Williams	0	760	18	178	0	956
1999	Holmon Wiggins	601	37	0	9	0	647
2000	Holmon Wiggins	727	53	392	0	0	1,172
2001	Holmon Wiggins	475	167	271	151	0	1,064
2002	DonTrell Moore	1,134	139	0	55	0	1,328
2003	DonTrell Moore	1,450	149	0	27	0	1,626
2004	DonTrell Moore	1,091	198	35	0	0	1,324
2005	DonTrell Moore	1,298	371	0	0	0	1,669
2006	Rodney Ferguson	1,234	291	0	0	0	1,525
2007	Marcus Smith	31	1,125	0	653	0	1,809
2008	Rodney Ferguson	1,105	101	0	0	0	1,206
2009	Demond Dennis	427	133	0	99	0	659
2010	Emmanuel McPhearson	0	0	0	852	0	852
2011	Deon Long	11	809	9	425	0	1,254
2012	Kasey Carrier	1,469	75	0	0	0	1,544
2013	Carlos Wiggins	237	163	0	1303	0	1,703
2014	Jhurrell Pressley	1,083	46	0	0	0	1,129
2015	Teriyon Gipson	848	185	0	0	0	1,033
2016	Teriyon Gipson	1,269	80	0	127	0	1,476

Yards From Scrimmage:

GAME

Yds.	Player	Rush	Rec.	Year
1. 343	Kasey Carrier vs. Air Force	338	5	10/20/2012
2. 291	Kasey Carrier vs. UTEP	291	0	9/7/2013
3. 289	Quincy Wright vs. Weber State	265	24	8/31/2002
4. 276	Mike Williams vs. UTEP	236	40	11/5/1977
5. 257	Emilio Vallez vs. UTEP	0	257	10/27/1967
6. 256	D.D. Cox vs. Texas Tech	187	69	9/6/2003
7. 244	Terance Mathis at Utah	-8	252	11/11/1989
8. 242	DonTrell Moore vs. Colorado State	242	0	11/7/2003
9. 232	Reginal Johnson vs. Tulsa	232	0	11/2/1996
232	Winslow Oliver vs. TCU	165	67	9/11/1993

SEASON

Yds.	Player	Rush	Rec.	Year
1. 1,669	DonTrell Moore	1,298	371	2005
2. 1,599	DonTrell More	1,450	149	2003
3. 1,544	Kasey Carrier	1,469	75	2012
4. 1,525	Rodney Ferguson	1,234	291	2006
5. 1,441	Rodney Ferguson	1,177	264	2007
6. 1,401	Mike Williams	1,240	161	1976
7. 1,353	Terance Mathis	38	1,315	1989
8. 1,349	Teriyon Gipson	1,269	80	2016
9. 1,289	DonTrell More	1,091	198	2004
10. 1,273	DonTrell Moore	1,134	139	2002

CAREER

Yds.	Player	Rush	Rec.	Year
1. 5,830	DonTrell Moore	4,973	857	2002-05
2. 4,583	Terance Mathis	329	4,254	1985-87, '89
3. 4,351	Mike Williams	3,862	489	1975-78
4. 4,231	Rodney Ferguson	3,564	667	2004-08
5. 4,075	Winslow Oliver	3,332	743	1992-95
6. 3,564	Kasey Carrier	3,233	331	2009-13
7. 3,533	Teriyon Gipson	3,146	387	2013-16
8. 3,128	Fred Henry	2,935	193	1970-72
9. 2,972	Carl Winston	0	2,972	1990-93
10. 2,927	Jhurrell Pressley	2,725	202	2012-15

Individual Punting:

PUNTS

Game	17	A. L. Terpening vs. Montana	11/22/1952
Season	93	Bobby Ferguson	1981
Career	276	Tyler Gaus	2002-05
Long	81	Bob Crandall vs. Colorado St.	11/15/1958
	80	Corey Boroquez at Colorado St.	11/19/2016
	79	Jim Haynes vs. BYU	10/3/1975
	79	A. L. Terpening vs. Wyoming	10/18/1952
	78	Cort Moffitt vs. Texas Tech	8/26/2000

AVERAGE

Game	54.2	Ron Keller vs. Colorado State	10/29/1983
		(6 for 325 yards)	
Season	45.8	Ben Skaer	2013
		(47 for 2,152 yards)	
Career	42.9	Mike Nesbitt	1992-93
		(103 for 4,418 yards)	

YEAR-BY-YEAR LEADERS

Year	Player	No.	Yards	Avg.
1946	Lou Cullen	22	956	43.4
1947	Bryan Brock	46	1,520	33.0
1948	Jerry McKown	31	868	28.0
1949	Jerry McKown	64	2,424	37.8
1950	Manny Orosco	51	1,814	35.6
1951	Bobby Arnett	55	2,184	39.7
1952	A. L. Terpening	54	2,036	37.7
1953	A. L. Terpening	31	1,230	39.7
1954	A. L. Terpening	41	1,869	45.6*
1955	Jerry Lott	31	1,161	37.5
1956	Jerry Lott	33	1,347	40.8
1957	Buster Quist	24	877	36.5
1958	Bob Crandall	23	867	37.7
1959	Bob Crandall	45	1,709	37.9
1960	Mike Bright	34	1,188	34.9
1961	Dick Fitzsimmons	39	1,569	40.2
1962	Dick Fitzsimmons	41	1,679	40.9
1963	Morey Carpenter	42	1,541	36.7
1964	Dave Shetler	41	1,429	34.8
1965	Dave Shetler	63	2,089	39.4
1966	Dennis Good	69	2,675	38.8
1967	Jack Holler	73	2,552	35.0
1968	John Lennon	78	3,025	38.8
1969	Jay Morrison	66	2,648	40.1
1970	Jay Morrison	57	2,119	37.2
1971	Bruce Boone	57	1,886	33.9
1972	Chris Fields	66	2,587	39.2
1973	Steve Bauer	61	2,699	44.2
1974	Steve Bauer	70	2,857	40.8
1975	Jim Haynes	53	2,048	38.6
1976	Scott Grady	65	2,220	34.2
1977	Max Hudspeth	69	2,676	38.8
1978	Max Hudspeth	59	2,316	39.3
1979	Bill Turner	83	3,315	39.9
1980	David Hood	46	1,889	41.1
1981	Bob Ferguson	93	3,619	38.9
1982	Bob Ferguson	67	2,834	42.3
1983	Ron Keller	69	2,937	42.6
1984	Ron Keller	68	2,839	41.8
1985	Ron Keller	56	2,361	42.2
1986	Ron Keller	60	2,600	43.3
1987	Steve Albrecht	77	3,217	41.8
1988	Rick Walsh	82	3,329	40.6
1989	Steve Albrecht	65	2,605	40.1
1990	Troy Rossean	79	3,314	42.0
1991	Troy Rossean	66	2,653	40.2
1992	Mike Nesbitt	50	2,031	40.6
1993	Mike Nesbitt	53	2,387	45.0
1994	Coby Mansell	45	1,818	40.4
1995	Coby Mansell	26	1,039	40.0
1996	Jason Bloom	46	2,001	43.5
1997	Jason Bloom	48	2,095	43.7
1998	Jason Bloom	75	3,134	41.8
1999	Cort Moffitt	60	2,220	37.0
2000	Cort Moffitt	86	3,411	39.7
2001	Vladimir Borombozin	72	2,819	39.2
2002	Tyler Gaus	79	3,202	40.5
2003	Tyler Gaus	71	2,798	39.4
2004	Tyler Gaus	74	2,979	40.3
2005	Tyler Gaus	52	2,117	40.7
2006	Jordan Scott	70	2,815	40.2
2007	Jordan Scott	74	3,001	40.6
2008	Adam Miller	58	2,310	39.8
2009	Adam Miller	64	2,819	44.0
2010	Ben Skaer	85	3,442	40.5
2011	Ben Skaer	73	2,896	39.7
2012	Ben Skaer	54	2,368	43.9
2013	Ben Skaer	47	2,152	45.9

2014	Zack Rogers	56	2,384	42.6
2015	Zack Rogers	68	2,839	41.8
2016	Corey Bojorquez	49	2,067	42.2

SEASON PUNTING AVERAGE

	Year	No.	Yards	Avg.
1. Ben Skaer	2013	47	2,152	45.9
2. A.L. Terpening	1954	41	1,869	45.6*
3. Mike Nesbitt	1993	53	2,387	45.0
4. Steve Bauer	1973	61	2,699	44.2
5. Adam Miller	2009	64	2,819	44.0

CAREER PUNTING AVERAGE (100 punts)

		Years	No.	Yards	Avg.
1.	Mike Nesbitt	1992-93	103	4,418	42.89
2.	Jason Bloom	1995-98	181	7,743	42.78
3.	Ron Keller	1983-86	252	10,737	42.60
4.	Steve Bauer	1973-74	131	5,556	42.41
5.	Zack Rogers	2012-15	124	5,223	42.12

Team Punting:

PUNTS

Game	No.	Year
17	vs. Montana	11/22/1952
94	by 1981 team	

AVERAGE

Game	Avg.	Year
54.2	vs. Colorado State	10/29/1993
	(6-325 yards)	
45.9	by 2013 team	
	(47-2,152)	

Individual Interceptions:

INTERCEPTIONS

Game	4	Sharay Fields vs. New Mexico St.	9/29/1979
	3	Gabriel Fulbright vs. San Diego St.	10/18/2003
	3	Jay Morrison vs. San Jose State	11/1/1969
	3	Eddie Stokes vs. Montana	10/26/1963
	3	Chuck Roberts vs. Montana	10/24/1959
Season	10	Sharay Fields	1979
Career	15	Jay Morrison	1969-70
	15	Randy Rich	1972-75

YARDS

Game	102	Mark Koskovich vs. New Mexico State	1978
Season	172	Stan Quintana	1964
Career	232	Stan Quintana	1963-65

INTERCEPTIONS (Season)

1.	10	Sharay Fields	1979
2.	9	Jay Morrison	1969
3.	7	Max Hudspeth	1976
	7	Doug Smith	1978
5.	6	Chuck Roberts	1959
	6	Jay Morrison	1970
	6	Ron Wallace	1973
	6	Randy Rich	1975
	6	Ramos McDonald	1996
	6	Stephen Persley	2001
	6	Brandon Payne	2004

INTERCEPTIONS (Career)

1.	15	Jay Morrison	1969-70
	15	Randy Rich	1972-75
3.	14	Sharay Fields	1978-80
	14	Gabriel Fulbright	2002-05
5.	12	Chuck Roberts	1957-59
	12	Ron Wallace	1973-75
	12	Max Hudspeth	1974-77
8.	11	Larry White	1951-54
	11	Ray Hornfeck	1981-84
	11	Ramos McDonald	1996-97

INTERCEPTIONS (year-by-year)

1946	Bryan Brock/Fred Doar/Rudy Krall	3
1947	Bryan Brock/Virgil Boteler	3
1948	Five with	2
1949	Six with	1
1950	Bucky Brandenburg	4
1951	William Kaiser	5
1952	Larry White	5
1953	Larry White	2
1954	Joe Lynch	3
1955	Apodaca/Hughes/Pribble	2
1956	Dick Pribble	3
1957	Chuck Roberts	2
1958	Chuck Roberts	4

1959	Chuck Roberts	6
1960	Jim Cromartie	6
1961	Jay McNitt	4
1962	Cromartie/Hampton/Jensen/Ottmann	2
1963	Chuck Kelly/Eddie Stokes	3
1964	Stan Quintana	4
1965	Stan Quintana/Charles Harrison	2
1966	John Pautsch	4
1967	Rick Matthes	3
1968	Ace Hendricks/Dennis Bryant	2
1969	Jay Morrison	9
1970	Jay Morrison	6
1971	Fred Ratzlaff	4
1972	Randy Rich	2
1973	Ron Wallace	6
1974	Randy Rich	4
1975	Randy Rich	6
1976	Max Hudspeth	7
1977	Max Hudspeth	4
1978	Doug Smith	7
1979	Sharay Fields	10
1980	Sharay Fields/Tracy Mount	2
1981	Bell/J. Johnson/Sedillo/Simpson	3
1982	Ray Hornfeck	4
1983	Steve Sauter	4
1984	Ray Hornfeck/Nick Johnson	2
1985	Apodaca/Henson/Reina/Stevenson/Umdenstock	2
1986	Thomas Crum	4
1987	Troy Clewis	3
1988	Darius Harris	4
1989	Donald Livingston	5
1990	Mike Good	4
1991	Eric Jack	4
1992	Becton/Butler/Martin/Mateialona/McKinley/Wilson	1
1993	Eric Jack	3
1994	Art Celestine	3
1995	Celestine/Johnson/McGarrahan	1
1996	Ramos McDonald	6
1997	Ramos McDonald	5
1998	Walter Bernard/Chad Smith	2
1999	Rantie Harper	3
2000	Walter Bernard	3
2001	Stephen Persley	6
2002	Charles Moss/Brandon Ratcliff	3
2003	Gabriel Fulbright/Brandon Ratcliff	4
2004	Brandon Payne	6
2005	Gabriel Fulbright	5
2006	DeAndre Wright	4
2007	DeAndre Wright	3
2008	Glover Quin	5
2009	Nathan Enriquez	2
2010	Bubba Forrest	2
2011	Dante Caro/Zach Dancel/Carmen Messina	1
2012	Destry Berry/Dallas Bollema	3
2013	Tevin Newman/Dante Caro/Dallas Bollema/SaQwan Edwards	1
2014	Cranston Jones	3
2015	Cranston Jones	4
2016	Austin Ocasio/Ryan Santos	2

INTERCEPTION RETURNS (Longest)

Yds.	Player	Year
1. 100	Bob Johnson vs. Wyoming	10/19/1974
2. 99	Ray Hornfeck vs. Air Force	10/2/1982
3. 99	Brian Braziel vs. UTEP	11/23/1996
4. 95	M. Nelson vs. Montezuma College	10/6/1928
5. 94	Bill Pegue vs. New Mexico State	10/7/1950
6. 90	Gene Brock vs. UTEP	10/23/1948
7. 90	Stan Quintana vs. Wyoming (no TD)	10/31/1964
8. 88	Quincy Black vs. BYU	10/18/2006
9. 85	Poe Corn vs. New Mexico Mines	10/18/1930
10. 84	Woody Dame vs. Utah (no TD)	9/19/1964

Team Interceptions:

INTERCEPTIONS

Game	No.	Year
5	vs. San Diego State	10/28/2003
5	vs. San Diego State	10/12/1991
5	vs. Memphis State	11/22/1986
5	vs. Montana	10/24/1959
5	vs. Colorado State	11/15/1952
5	vs. Wyoming	10/28/1950
5	vs. Kansas State	11/23/1946
Season	28	by 1970 team

INTERCEPTION YARDS

Game	Yds.	Year
126	vs. Air Force	10/2/1982
124	vs. Tulsa	11/22/1997
Season	381	by 1964 team

INTERCEPTIONS FOR TOUCHDOWNS

Game	Yds.	Year
2 vs. Wyoming		10/6/2001
Season 4 by 1982 and 2006 teams		

Individual Tackles:

SEASON TACKLES

No.	Player	Year
1. 178	Brian Urlacher (FS)	1998
2. 176	Dave Thompson (LB)	1976
3. 162	Mike Forrest (LB)	1978
4. 162	Carmen Messina (LB)	2009
5. 157	Houston Ross (LB)	1970
6. 154	Brian Urlacher (FS)	1999
7. 152	Johnny Jackson (LB)	1981
8. 151	Ray Wilson (FS)	1993
9. 150	Houston Ross (LB)	1969
10. 148	Tuli Mateialona (LB)	1993

CAREER TACKLES

No.	Player	Years
1. 483	Johnny Jackson (LB)	1981-84
2. 474	Blake Irwin (LB)	1994-97
3. 454	Carmen Messina (LB)	2008-11
4. 442	Brian Urlacher (LB/FS)	1996-99
5. 406	Robin Cole (DE)	1973-76
6. 403	Dakota Cox (LB)	2013-16
7. 394	Dave Thompson (LB)	1974-76
8. 389	Jimmie Carter (DE)	1980-83
9. 371	Houston Ross (LB)	1969-71
10. 362	Mike Forrest (LB)	1976-79
11. 353	Charlie Baker (DE)	1976-79
12. 342	Daniel Johnson (LB)	1993-96
13. 335	Ray Hornfeck (S)	1981-84
14. 328	Herm Fredenburg (LB)	1969-71
15. 319	Randy Rich (S)	1972-75
16. 317	Nick Speegle (LB)	2001-04
17. 316	Scott McGarrahan (S)	1994-97
18. 316	Billy Austin (S)	1994-97
19. 302	John Bell (DT)	1987-90
20. 301	Robert Rumbaugh (DT)	1974-76

TACKLES (Year-by-Year)

Year	Player	No.
1965	Paul Smith	83
1966	Paul Smith	81
1967	Paul Smith	95
1968	Scotty Oliver	72
1969	Houston Ross	150
1970	Houston Ross	157
1971	Herm Fredenburg	132
1972	Pat Rogers	111
1973	Randy Rich	111
1974	Robin Cole	96
1975	Robin Cole	101
1976	Dave Thompson	176
1977	Charlie Baker	135
1978	Mike Forrest	162
1979	Mike Forrest	113
1980	Bob Shupryt	112
1981	Johnny Jackson	152
1982	Johnny Jackson	127
1983	Johnny Jackson	117
1984	Brent Henson	105
1985	Donny Gassoway	101
1986	Tom Cole	124
1987	Kirk Allen	92
1988	John Bell	90
1989	Nate Morris	109
1990	Nate Morris	112
1991	Kim McCall	115
1992	Calvin Carr	101
1993	Ray Wilson	151
1994	Blake Irwin	131
1995	Daniel Johnson	120
1996	Blake Irwin	118
1997	Blake Irwin	108
1998	Brian Urlacher	178
1999	Brian Urlacher	154
2000	Mike Barnett	83
2001	Gary Davis	100
2002	Charles Moss	105
2003	Daniel Gawronski/Billy Strother	100
2004	Fola Fashola	97
2005	Mike Mohoric	85
2006	Quincy Black	114
2007	Ian Clark	79

2008	Clint McPeck	105
2009	Carmen Messina	162
2010	Carmen Messina	115
2011	Carmen Messina	142
2012	Dallas Bollema	89
2013	Dakota Cox	99
2014	Dakota Cox	116
2015	Dakota Cox	97
2016	Dakota Cox	91

SACKS, GAME

No.	Player	Year
4	John Bell vs. Akron	9/24/1988
4	Michael Tuohy vs. New Mexico State	9/9/2006

SEASON SACKS

No.	Player	Year
1. 17.0	Robin Cole	1975
2. 15.0	Johnny Jackson	1982
3. 14.5	Jesse Becton	1992
4. 14.0	Johnny Jackson	1981
5. 13.0	Bob Shupryt	1980
6. 12.0	Charlie Baker	1978
7. 12.0	Steve Vaipulu	1990
8. 11.0	Ryan Taylor	1997
9. 9.5	Brian Johnson	2000
9.5	Johnathan Rainey	2009

CAREER SACKS

No.	Player	Years
1. 44.0	Johnny Jackson	1981-84
2. 36.0	Robin Cole	1973-76
3. 30.0	Charlie Baker	1977-79
4. 30.0	John Bell	1987-90
5. 20.5	Michael Tuohy	2004-07
6. 20.0	Jimmie Carter	1980-83
7. 19.0	John Wingate	1994-97
8. 17.0	Robert Rumbaugh	1977-79
9. 16.0	Daniel Kegler	2001-03
10. 15.5	Jesse Becton	1991-92

SACKS (Year-By-Year)

Year	Player	No.
1972	Steve Bradshaw	7.0
1973	Don Hubbard	5.0
1974	Robin Cole	9.0
1975	Robin Cole	17.0
1976	Robin Cole	7.0
1977	Charlie Baker	9.0
1978	Charlie Baker	12.0
1979	Charlie Baker	9.0
1980	Bob Shupryt	13.0
1981	Johnny Jackson	14.0
1982	Johnny Jackson	15.0
1983	Johnny Jackson	7.0
1984	Johnny Jackson	8.0
1985	Bob Umdenstock	5.0
1986	Phillip Vaughan	4.0
1987	Torry Edwards	8.0
1988	John Bell	10.0
1989	John Bell	8.0
1990	Steve Vaipulu	12.0
1991	Steve Green	5.0
1992	Jesse Becton	14.5
1993	Buddy Billingsley	7.0
1994	John Wingate	8.0
1995	Corbin Epps	6.0
1996	Chris Carroll	6.0
1997	Ryan Taylor	11.0
1998	Jason Purvis	5.0
1999	Casey Tisdale	6.5
2000	Brian Johnson	9.5
2001	Gary Davis	8.0
2002	Daniel Kegler	7.0
2003	Daniel Kegler	7.5
2004	Fola Fashola	8.0
2005	Cody Kase	5.5
2006	Tyler Donaldson	5.0
2007	Michael Tuohy	6.0
2008	Herbert Felder	7.5
2009	Johnathan Rainey	9.5
2010	Jaymar Latchison	2.0
2011	Carmen Messina	3.0
2012	Jacori Greer	5.0
2013	Brett Bowers	6.0
2014	Nik D'Avanzo	4.5
2015	Maurice Daniels	5.5
2016	Garrett Hughes	6.5

Team Tackles:

SACKS

Game	No.	Year
9 vs. Utah		11/12/2005
9 vs. Wyoming		11/30/2002
9 vs. UTEP		9/1/2001
9 vs. BYU		9/6/1980

Season

53 in 1982
51 in 1981
50 in 2000
46 in 1978
45 in 1983

SEASON TACKLE FOR LOSS (includes sacks)

No.	Player	Year
1. 24.0	Charlie Baker	1978
2. 22.0	Johnnie Jackson	1982
3. 21.0	Robert Rumbaugh	1977
21.0	Johnny Jackson	1981
21.0	Jesse Becton	1992
6. 20.0	Charlie Baker	1979
20.0	Steve Vaipulu	1990
20.0	Gary Davis	2001
9. 19.0	John Wingate	1994
10. 18.0	Buddy Billingsley	1993

CAREER TACKLE FOR LOSS (includes sacks)

No.	Player	Years
1. 68.0	Johnny Jackson	1981-84
2. 64.0	Charlie Baker	1977-79
3. 53.0	John Bell	1987-90
4. 44.0	Robert Rumbaugh	1976-78
5. 39.0	Jimmie Carter	1980-83
6. 38.0	Michael Tuohy	2004-07
7. 38.5	Nick Speegle	2001-04
8. 36.0	Robin Cole	1973-76
36.0	Blake Irwin	1994-97
10. 34.5	Daniel Kegler	2001-03
34.5	D.J. Renteria	2000-03

TACKLE FOR LOSS (Year-by-year; includes sacks)

Year	Name	No.
1977	Robert Rumbaugh	21.0
1978	Charlie Baker	24.0
1979	Charlie Baker	20.0
1980	Bob Shupryt	17.0
1981	Johnny Jackson	21.0
1982	Johnny Jackson	22.0
1983	Johnny Jackson	13.0
1984	Johnny Jackson	12.0
1985	Bob Umdenstock	15.0
1986	Phillip Vaughan	10.0
1987	Brian McCabe	13.0
1988	John Bell	14.0
1989	John Bell	17.0
1990	Steve Vaipulu	20.0
1991	Kim McCall/Alex Stowell	9.0
<i>assisted sacks begin to be credited as a half sack (0.5)</i>		
1992	Jesse Becton	21.0
1993	Buddy Billingsley	18.0
1994	John Wingate	19.0
1995	Corbin Epps	14.0
1996	Blake Irwin	14.0
1997	Ryan Taylor	17.0
1998	Jason Purvis	13.0
1999	Mike Barnett	10.0
2000	Mike Barnett	17.0
2001	Gary Davis	20.0
2002	Daniel Kegler	16.0
<i>assisted TFLs begin to be credited as a half TFL (0.5)</i>		
2003	Zach Rupp	17.0
2004	Fola Fashola	14.5
2005	Cody Kase	11.5
2006	Tyler Donaldson/Michael Tuohy	9.0
2007	Tyler Donaldson	15.5
2008	Herbert Felder	12.5
2009	Johnathan Rainey	15.5
2010	Spencer Merritt	6.5
2011	Carmen Messina	12.5
2012	Jacori Greer/Matt Raymer	8.0
2013	Brett Bowers	9.0
2014	Brett Bowers	9.5
2015	Maurice Daniels	12.5
2016	Nik D'Avanzo	9.0

Individual Defensive Marks:

SEASON FUMBLES RECOVERED

No.	Player	Year
1.	7 Steve Bradshaw	1972
2.	5 Robin Cole	1975
	5 Tom Cole	1984
	5 Charles Butler	1994
5.	4 Rob Winter	1970
	4 Mark Rupcich	1974
	4 Roark Shirley	1979
	4 Greg Azar	1981
	4 Ray Hornfeck	1984
	4 Eric Jack	1993
	4 D.J. Renteria	2002
	4 Josh Bazinet	2004
	4 Fola Fashola	2004

CAREER FUMBLES RECOVERED

No.	Player	Years
1.	9 Steve Bradshaw	1971-73
2.	8 Mark Koskovich	1976-78
	8 Jimmie Carter	1980-83
	8 Ray Hornfeck	1981-84
	8 Tom Cole	1983-86
	8 Eric Jack	1990-93
	8 Joe Stoner	2009-12
8.	7 Jerry Buckner	1968-70
	7 Robin Cole	1973-76
	7 Charlie Baker	1977-79
	7 Johnny Jackson	1981-84
	7 Charles Bultner	1992-94

FUMBLES RECOVERED (Year-by-Year)

Year	Name	No.
1967	Buzz Esmiol	3
1968	Jerry Buckner	3
1969	Archer/Buck/Buckner/Savale	2
1970	Rob Winter	4
1971	Donald Dugan/Dan Fitzgerald	2
1972	Steve Bradshaw	7
1973	Randy Rich	3
1974	Mark Rupcich	4
1975	Robin Cole	5
1976	Robert Rumbaugh/Dave Thompson	3
1977	Smokey Turman	3
1978	Charlie Baker/ Mark Koskovich	3
1979	Roark Shirley	4
1980	Huey Chancellor	2
1981	Greg Azar	4
1982	Mark Eastham	3
1983	Butler/Jackson/Mello	3
1984	Tom Cole	5
1985	Tom Bradford/Devin Cooper	2
1986	Tom Cole/Donny Gassoway	3
1987	Clay Orrison	3
1988	Bell/Everett/Vaughan	2
1989	Karl Logan/Nate Morris	3
1990	Karl Logan	3
1991	Four with	3
1992	Butler/Mateialona/Wilson	2
1993	Eric Jack	4
1994	Charles Butler	5
1995	Art Celestine/Terrence Sharper	2
1996	Bill Borchers	2
1997	Blake Irwin	3
1998	Casey Tisdale	3
1999	Brian Urlacher	3
2000	Barnett/M. Konte/Morrison	2
2001	Terrell Golden	2
2002	D.J. Renteria	4
2003	Bazinet/Kincaid/Strother	2
2004	Josh Bazinet/Fola Fashola	4
2005	Harris/Kase/Malone/Thompson/Tuohy	1
2006	Tyson Dittmore/Major Mosley	2
2007	OJ Swift	3
2008	Jaymar Latchison/Carmen Messina	2
2009	Kendall Briscoe/Clint McPeck	2
2010	Joe Stoner	3
2011	Zoey Williams	2
2012	Joe Stoner	3
2013	SaQwan Edwards	3
2014	Nik D'Avanzo/David Guthrie	2
2015	Reece White/Daniel Henry	2
2016	Nik D'Avanzo/Lee Crosby/Alex Hart/Bijon Parker/Steven Romero	1

SEASON FUMBLES CAUSED

No.	Player	Year
1.	7 Charlie Baker	1978
2.	6 Steve Vaipulu	1990
	6 Zach Arnett	2008
4.	5 Robin Cole	1975
	5 Charlie Baker	1979
	5 John Bell	1990
	5 Alex Stowell	1991
	5 Brian Urlacher	1999
9.	4 Robert Rumbaugh	1978
	4 Johnny Jackson	1984
	4 Kim McCall	1991
	4 Eric Jack	1993
	4 Josh Bazinet	2004
	4 Joe Stoner	2010
	4 Joseph Harris	2011
	4 Matt Raymer	2012

CAREER FUMBLES CAUSED

No.	Player	Year
1.	12 Charlie Baker	1977-79
2.	11 Brian Urlacher	1996-99
3.	9 Robert Rumbaugh	1976-78
	9 Johnny Jackson	1981-84
	9 Eric Jack	1990-93
6.	7 Damon Burrest	1992-94
	7 Billy Austin	1994-97
	7 Carmen Messina	2008-11
9.	6 Mike Forrest	1976-79
	6 Bob Shupryt	1977-80
	6 John Bell	1987-90
	6 Steve Vaipulu	1989-90
	6 Roston Thomas	1992-95
	6 Scott McGarrahan	1994-97
	6 Daniel Kegler	2001-03
	6 Zach Arnett	2005-08
	6 Joe Stoner	2009-12

FUMBLES CAUSED (Year-by-Year)

Year	Name	No.
1977	Robert Rumbaugh	3
1978	Charlie Baker	7
1979	Charlie Baker	5
1980	Bob Shupryt	3
1981	Johnny Jackson	3
1982	Chancellor/Jackson/Johnson	2
1983	Jimmie Carter	3
1984	Johnny Jackson	4
1985	Eight with	1
1986	Seven with	1
1987	Brett Heber	2
1988	Four with	1
1989	Nate Morris	2
1990	Steve Vaipulu	6
1991	Alex Stowell	5
1992	Damon Burrest	3
1993	Eric Jack	4
1994	Art Celestine/Roston Thomas	3
1995	Terrence Sharper	3
1996	Chris Carroll/Scott McGarrahan	2
1997	Brian Urlacher	3
1998	Moten/Purvis/Urlacher	3
1999	Brian Urlacher	5
2000	B. Johnson/Moten/Persley/Ratcliff	2
2001	Kegler/Moss/Renteria	2
2002	Golden/Hall/Speegle/Strother	2
2003	Daniel Kegler	3
2004	Josh Bazinet	4
2005	DeAndre Wright	2
2006	OJ Swift	3
2007	Ian Clark/Herbert Felder	2
2008	Zach Arnett	6
2009	Tray Hardaway	3
2010	Joe Stoner	4
2011	Joseph Harris	4
2012	Matt Raymer	4
2013	Brett Bowers	3
2014	David Guthrie/Tevin Newman/Kimmie Carson/Markel Byrd/Javarie Johnson/Donnie White/Donnie Duncan/Tre Von Roy/David Anaya/Garrett Hughes	1
	Daniel Henry	2
2015	Daniel Henry	2
2016	Daniel Henry	2

SEASON PASSES BROKEN UP

No.	Player	Year
1.	17 Brandon Payne	2004
2.	16 George Oakes	1972
3.	14 Steve Bradshaw	1973
	14 Eric Jack	1993
5.	13 Marcus McDavid	1998
6.	12 Larry Dibbles	1971
	12 Stephen Persley	2000
	12 Glover Quin	2006
9.	11 Nias Martin	2016
	11 Tim Westcott	1977
	11 Stephen Persley	2001
	11 Glover Quin	2008
	11 Destry Berry	2012

CAREER PASSES BROKEN UP

No.	Player	Years
1.	31 Glover Quin	2006-08
2.	29 Stephen Persley	1998-01
3.	28 Steve Bradshaw	1971-73
	28 Eric Jack	1990-93
5.	26 Ray Hornfeck	1981-84
6.	25 Walter Bernard	1997-00
	25 DeAndre Wright	2005-08
8.	21 Billy Austin	1994-97
	21 Brandon Payne	2003-04
10.	19 George Oakes	1970-72
	19 Max Hudspeth	1974, '76-78
	19 James Bell	1978-79, '81
	19 Marcus McDavid	1996-99
	19 Blake Ligon	2005-08

PASSES BROKEN UP (Year-by-Year)

Year	Name	No.
1967	Joe Presente	8
1968	William Shaw	6
1969	Rod Wallace	5
1970	Houston Ross	7
1971	Larry Dibbles	12
1972	George Oakes	16
1973	Steve Bradshaw	14
1974	Tim Westcott	3
1975	Randy Rich	6
1976	Robin Cole	5
1977	Tim Westcott	11
1978	Max Hudspeth/Mark Koskovich	7
1979	Bell/Fields	6
1980	Frank Sedillo	5
1981	Frank Sedillo	9
1982	Ray Hornfeck	10
1983	Nick Johnson	7
1984	Wendell Jones	5
1985	Anthony Stevenson	10
1986	Bob Udenstock	10
1987	Danny Lara	6
1988	Darius Harris	7
1989	Jon Thompson	5
1990	Nate Morris	9
1991	Eric Jack	6
1992	Eric Jack	4
1993	Eric Jack	14
1994	Art Celestine	8
1995	Scott McGarrahan	7
1996	Davis/McGarrahan/Stanton	5
1997	Billy Austin	7
1998	Marcus McDavid	13
1999	Walter Bernard/Brian Urlacher	7
2000	Stephen Persley	12
2001	Stephen Persley	11
2002	David Crockett	7
2003	Gabriel Fulbright	6
2004	Brandon Payne	17
2005	Quincy Black	5
2006	Glover Quin	12
2007	DeAndre Wright	9
2008	Glover Quin	11
2009	Frankie Solomon	6
2010	Spencer Merritt	7
2011	Destry Berry	5
2012	Destry Berry	11
2013	David Guthrie/Cranston Jones	5
2014	SaQwan Edwards	9
2015	Nias Martin	6
2016	Nias Martin	11

Team Defensive Marks:

FEWEST POINTS ALLOWED

	Tot.	Year
Season	24 in 8 games	1927

FIRST DOWNS ALLOWED

	FDs	Year
Game	0 by Montezuma College	10/11/1924
Season	82 by 1940 team	

RUSHING ATTEMPTS

	Atts.	Year
Game	18 by New Mexico State	9/27/2008
	18 by BYU	11/14/1970
Season	348 by 1941 team	

RUSHING YARDS

	Tot.	Year
Game	-96 by BYU	11/14/1970
Season	1,031 by 1952 team	

RUSHING AVERAGE

	Avg.	Year
Game	-5.3 BYU (18 att., -96 yards)	11/14/1970
Season	2.4 by 1952 team	

Per Game, Season

86.1	by 2003 team (5th in NCAA) (1,119 yards in 13 games)	2003
------	---	------

PASS COMPLETIONS

	No.	Year
Game	0 four times; last time, Montana	11/17/1962
Season	44 by 1948 team	

PASS ATTEMPTS

	No.	Year
Game	1 by Utah State	10/15/1960
Season	113 by 1948 team	

PASSING YARDS

	No.	Year
Game	0 five times; last time, Rice	10/18/1997
Season	703 by 1940 team	

TD PASSES

	No.	Year
Season	3	1947, 1952 and 1962

PASS COMPLETION PERCENTAGE

	Pct.	Year
Season	.374 49 of 131	1941

TOTAL PLAYS

	TPs	Year
Game	34 Northern Arizona	9/21/1946
Season	479 by 1941 team	

PER PLAY AVERAGE

	Avg.	Year
Game	1.1 UTEP	11/12/1983
Season	3.3 by 1952 team	
Per Game, Season	204.3 by 1940 team	

PUNTS BLOCKED

	Blk.	Year
Season	5	2000
	4	2001
	3	1940, 1948 and 1979

SAFETIES

	No.	Year
Game	1 many times, last vs. New Mexico State	10/3/2015
Season	3	2002

Opponent Defensive Marks:

FUMBLES

	No.	Year
Game	9 by Fresno State	11/8/1947
Season	45	1954

FUMBLES LOST

	No.	Year
Game	6 by Utah State	9/29/1956
	6 by UTEP	10/22/1949
Season	27	1954

PENALTIES

	No.	Year
Game	15 by five; last time-Colorado State	11/11/1978
Season	102	1978

YARDS PENALIZED

	No.	Year
Game	187 by Arizona	11/4/1967
Season	1,018	1967

PUNTS

	No.	Year
Game	13 by three; last time - UTEP	11/12/1983
Season	88	1952

LOWEST PUNTING AVERAGE

	Avg.	Year
Game	19.4 by Montana (5 for 97)	11/6/1954
Season	32.9	1956

RUSHING DEFENSE

	Yds.	Opponent	Year
1.	-96	BYU	11/14/1970
2.	-64	New Mexico State	9/1/1990
3.	-61	UTEP	10/1/1955
4.	-57	Denver	11/8/1952
5.	-53	UTEP	9/1/2001
6.	-32	New Mexico State	10/9/1948
7.	-24	San Diego State	11/19/1983
8.	-19	Utah State	9/12/1998
9.	-18	UTEP	11/12/1983
10.	-14	Central Florida	9/14/1996
11.	-5	San Diego State	10/3/1981
	-5	Northern Arizona	9/21/1946

PASS DEFENSE

	Yds.	Opponent	Year
1.	0	Rice	10/18/1997
	0	Montana	11/17/1962
	0	UTEP	10/6/1962
	0	Montana	10/4/1958
	0	BYU	11/30/1957
6.	1	Air Force	10/23/2008
7.	5	New Mexico State	11/2/1974
8.	6	UTEP	10/22/1949
9.	7	Wyoming	10/18/1952
10.	8	Air Force	11/2/1991
	8	Iowa State	9/30/1967
	8	Wyoming	9/24/1960
	8	Wyoming	10/25/1958

TOTAL DEFENSE

	Yds.	Opponent	Year
1.	5	UTEP	10/1/1955
2.	45	Northern Arizona	9/21/1946
3.	61	New Mexico State	10/9/1948
4.	70	UTEP	11/12/1983
5.	73	Hawai'i	11/20/1964
6.	74	Mississippi Valley State	9/5/2015
6.	86	Northern Arizona	9/23/1950
7.	87	Denver	11/8/1952
8.	90	Colorado State	9/24/1955
9.	98	UTEP	10/6/1962
10.	101	San Diego State	11/22/1980

Miscellaneous:

LONGEST UNBEATEN STREAK

13 Nov. 13, 1926 - Oct. 6, 1928 (11 wins, 2 ties)

LONGEST WINNING STREAKS

7 Nov. 5, 1927 - Oct. 6, 1928
 7 Oct. 16, 1982 - Sept. 3, 1983
 7 Nov. 5, 1983 - Sept. 29, 1984
 7 Nov. 23, 1996 - Oct. 11, 1997
 6 six times; last Oct. 10, 1970 - Nov. 14, 1970

LONGEST WINNING STREAK, HOME GAMES

12 Oct. 2, 1926 - Oct. 13, 1928

LONGEST WINNING STREAK, ROAD GAMES

6 Nov. 14, 1981 - Nov. 6, 1982
 4 Oct. 2, 1964 - Nov. 20, 1964
 4 Sept. 16, 1978 - Nov. 4, 1978
 4 Nov. 2, 1996 - Oct. 11, 1997
 4 Oct. 16, 2004 - Sept. 10, 2005

LONGEST LOSING STREAKS

21 Sept. 23, 1967 - Sept. 27, 1969
 14 Oct. 23, 2008 - Nov. 14, 2009
 12 Sept. 5, 1987 - Sept. 3, 1988
 12 Nov. 13, 2010 - Nov. 5, 2011
 10 Oct. 13, 1990 - Sept. 21, 1991
 10 Nov. 28, 2009 - Oct. 30, 2010

TIMES UNM SHUTOUT/OPPONENTS SHUTOUT

126/88

LONGEST UNM SCORING STREAK

121 games from 1973-83 (current 61 - through 2016)

LONGEST SCORING STREAK BY OPPONENTS

216 games from 1984-2002 (current 25 - through 2016)

LONGEST SCORELESS STREAK BY UNM

4 games 1955

LONGEST RUN WITH FUMBLE

97, Pete McDavid vs. Northern Arizona 11/26/1936

LONGEST RUN-LATERAL

85, Bill Dwyer-Steve Reynolds vs. Colorado College 10/7/1938

LONGEST PASS-LATERAL

70, Bob Arnett-Weldon Hunter vs BYU 11/17/1951

FUMBLES

	No.	Year
Game	10 vs. Wyoming	10/18/1952
Season	51 by 1972 team	

FUMBLES LOST

	No.	Year
Game	7 vs. Montana	10/24/1953
Season	30 by 1972 team	

PENALTIES (Number)

	No.	Year
Game	17 vs. UTEP	9/1/2001
	17 vs. Hawai'i	11/18/1982
Season	120 by 1982 team	

PENALTIES (Yards)

	No.	Year
Game	163 vs. San Diego State	10/3/1981
Season	1,029 by 1978 team	

SINGLE SEASON TURNOVERS (Fewest)

No.	Year
12	(5 fumbles, 7 interceptions) 1996
14	(10 fumbles, 4 interceptions) 2012
14	(9 fumbles, 5 interceptions) 2013
14	(8 fumbles, 6 interceptions) 2016
17	(8 fumbles, 9 interceptions) 1993

SINGLE SEASON TURNOVERS (Most)

No.	Year
46	(29 fumbles, 17 interceptions) 1974
46	(26 fumbles, 20 interceptions) 1984
45	(23 fumbles, 22 interceptions) 1980
43	(17 fumbles, 26 interceptions) 1950
43	(16 fumbles, 27 interceptions) 1967
43	(25 fumbles, 18 interceptions) 1977

Year	G	First Downs	Rushing Att/Yds	Passing C-A-I-Yds	Total Offense	Scoring TP-Avg.	Punting No-Avg.	Punt Returns	Kickoff Returns	Int. Returns	Penalties No-Yds	Fumbles Lost	Sacks
1946	12	94	383-1,232	53-161-32--1,063	2,295	100-10.0	73-40.2	37-448	38-748	20-300	58-383	37-9	
1947	10	124	440-2,142	45-124-15--798	2,940	171-17.1	54-34.1	27-265	32-708	13-104	50-399	25-13	
1948	11					146-13.3							
1949	10	103	479-1,516	49-146-18--663	2,179	98-9.8	81-36.2	35-343	53-912	6-93	73-660	36-24	
1950	10	117	413-1,461	85-215-26--1,046	2,507	160-16.0	69-32.3	29-289	56-1,291	20-323	57-481	32-17	
1951	11	132	471-1,729	97-197-14--1,159	2,888	193-17.5	78-39.4	25-320	44-864	20-188	43-345	26-15	
1952	9	98	470-1,416	41-127-14--677	2,093	119-13.2	91-37.4	45-338	16-316	17-251	53-464	37-13	
1953	9	100	407-1,437	34-99-13--370	1,807	154-17.1	55-36.3	28-415	24-493	14-174	45-390	39-22	
1954	10	112	452-1,398	42-124-13--584	1,982	151-15.1	51-42.6	22-210	35-750	14-164	52-545	39-26	
1955	10	99	420-1,001	61-140-13--696	1,697	61-6.1	49-36.6	19-259	36-734	12-110	56-344	32-21	
1956	10	138	497-1,999	49-133-12--903	2,902	177-17.7	54-35.5	22-295	36-781	11-94	63-462	29-17	
1957	10	153	533-2,104	39-109-14--508	2,612	140-14.0	46-34.8	10-115	29-584	10-104	39-342	40-21	
1958	10	134	476-2,114	46-107-7--699	2,813	204-20.5	54-35.1	20-220	31-566	16-175	60-546	25-15	
1959	10	167	535-2,899	44-104-5--664	3,563	260-26.0	50-37.7	24-243	30-767	17-202	53-500	23-15	
1960	10	159	491-2,301	51-126-10--790	3,091	234-23.4	43-35.6	17-217	24-596	11-154	26-269	29-19	
1961	11	154	503-2,080	33-87-9--639	2,625	187-18.7	42-39.3	15-149	36-743	14-226	37-282	29-19	
1962	10	143	527-2,428	25-59-14--667	3,095	210-21.0	41-41.0	29-327	35-748	15-210	47-405	24-19	
1963	10	135	460-1,958	36-104-9--671	2,629	177-17.7	53-35.8	25-277	27-432	14-278	43-414	25-12	
1964	11	170	550-2,341	50-107-8--878	3,219	185-16.8	42-34.6	26-271	23-400	13-381	42-409	41-26	
1965	10	142	514-2,068	46-146-10--667	2,735	127-12.7	55-38.7	31-316	38-856	10-137	44-378	34-19	
1966	10	119	464-1,177	75-193-15--885	2,062	101-10.1	74-37.4	27-168	40-757	12-46	64-592	30-17	
1967	10	173	325-505	193-416-27--2,491	2,996	152-15.2	77-33.1	32-365	55-1,291	10-134	64-612	25-16	
1968	10	140	505-1,115	94-226-14--1,132	2,168	120-12.0	83-38.5	23-249	40-874	10-141	65-603	32-21	
1969	10	158	587-1,833	71-174-12--979	2,812	158-15.8	74-38.6	21-221	42-869	21-247	52-472	29-18	
1970	10	180	627-3,501	52-124-11--665	4,166	291-29.1	60-36.7	24-230	33-578	28-363	88-804	36-26	
1971	11	248	747-4,229	57-115-8--919	5,148	341-31.0	58-32.5	23-71	39-816	15-116	82-939	30-20	
1972	11	187	686-3,085	56-159-11--902	3,987	208-18.9	74-38.9	35-262	38-751	9-70	75-649	51-30	
1973	11	210	652-2,800	74-177-13--1,289	4,089	257-23.4	62-43.5	24-185	37-699	12-122	78-733	38-20	
1974	11	178	510-1,630	139-295-17--1,492	3,122	192-17.5	71-40.8	17-107	44-858	17-222	55-438	43-29	
1975	11	235	464-1,662	191-354-14--2,529	4,191	291-26.5	53-38.6	25-324	35-744	19-296	72-677	37-18	
1976	11	237	645-2,639	103-229-14--1,634	4,273	229-20.8	65-34.2	31-114	29-557	12-81	79-757	39-21	
1977	12	233	651-2,595	108-231-18--1,577	4,172	273-22.8	74-38.6	27-325	42-782	11-189	99-997	46-25	38
1978	12	237	647-2,730	141-290-18--2,077	4,807	284-23.7	70-38.1	36-285	34-760	16-167	94-1,029	43-17	46
1979	12	193	642-2,332	122-249-17--1,519	3,851	211-17.6	83-39.9	47-385	39-645	24-309	100-967	43-19	24
1980	11	235	583-2,036	155-344-22--2,326	4,339	246-22.4	66-37.8	48-396	46-851	9-94	93-919	39-23	35
1981	12	195	514-1,252	169-381-14--2,346	3,598	225-18.8	94-38.7	31-187	29-454	16-67	95-875	33-17	51
1982	11	225	564-2,998	117-237-12--1,824	4,822	374-34.0	67-42.3	29-136	21-326	16-348	120-979	22-15	53
1983	12	210	607-2,494	120-228-13--1,631	4,125	239-19.9	70-41.9	37-157	14-222	9-58	97-842	33-14	45
1984	12	217	622-2,472	103-229-20--1,774	4,246	251-20.9	69-41.7	29-188	44-709	6-34	94-862	48-26	34
1985	11	260	519-1,920	194-395-24--3,245	5,165	289-26.3	57-41.6	10-58	49-799	14-107	82-709	28-12	24
1986	12	271	541-2,404	204-356-13--2,865	5,269	317-26.4	60-43.3	14-87	51-973	13-90	58-484	46-17	35
1987	11	213	302-739	284-514-27--3,230	3,969	209-19.0	84-40.7	24-201	54-1,020	10-91	87-711	32-13	36
1988	12	192	408-1,010	193-397-20--2,336	3,346	170-14.2	87-40.6	26-131	61-1,165	12-42	86-738	27-15	24
1989	12	264	411-1,072	290-532-22--3,732	4,804	298-24.8	72-38.9	38-166	54-1,199	16-207	89-804	36-19	29
1990	12	245	421-1,096	237-510-23--3,221	4,317	279-23.3	80-41.4	33-195	57-1,073	14-258	96-936	36-15	43
1991	12	235	353-926	246-518-24--3,584	4,510	240-20.0	66-40.2	17-92	62-1,120	13-109	61-508	29-16	27
1992	11	206	450-1,722	173-323-13--2,368	4,090	247-22.5	52-39.1	29-239	32-739	6-165	64-523	21-10	40
1993	11	240	471-1,893	189-327-9--2,648	4,541	335-30.5	53-45.0	19-146	26-672	8-180	64-558	25-8	22
1994	12	300	526-2,527	235-411-12--3,137	5,664	401-33.4	50-39.2	13-67	33-688	9-75	83-725	21-9	31
1995	11	246	516-2,380	164-287-10--2,223	4,603	256-23.3	42-37.8	19-127	35-947	3-6	67-590	24-8	29
1996	11	245	546-2,692	160-264-7--2,101	4,793	331-30.1	49-43.3	32-347	23-546	12-286	71-655	12-5	31
1997	13	242	541-2,476	171-289-9--2,371	4,847	390-32.5	49-43.7	42-288	33-758	16-309	90-763	17-11	36.5
1998	12	228	464-1,669	211-396-19--2,736	4,405	274-22.8	78-40.2	33-230	55-1,066	8-118	85-749	19-9	26
1999	11	211	442-1,573	198-370-13--2,226	3,799	240-21.8	66-35.4	30-260	23-450	7-31	51-451	10-5	23
2000	12	179	556-1,776	120-231-10--1,423	3,199	229-19.1	88-39.5	51-481	26-550	15-98	73-630	20-9	50
2001	11	209	508-2,094	141-331-17--2,051	4,145	304-27.6	72-39.2	33-3371	26-613	15-110	71-624	20-8	26
2002	14	231	593-2,504	192-352-10--2,037	4,541	341-24.4	82-39.8	34-382	41-803	15-277	101-856	29-16	38
2003	13	261	616-2,730	161-307-14--2,477	5,207	391-30.1	72-39.0	39-341	38-724	13-137	90-783	20-10	39
2004	12	193	526-2,147	116-259-12--1,429	3,576	244-20.3	77-38.9	31-221	31-542	12-73	93-741	21-7	42
2005	11	247	527-2,200	167-311-13--2,171	4,371	326-29.6	55-38.8	23-188	34-623	15-226	81-618	22-8	36
2006	13	219	433-1,444	204-390-9--2,676	4,120	284-21.8	71-39.6	28-179	45-923	14-291	65-544	30-14	29
2007	13	246	503-1,767	253-437-10--3,070	4,837	321-24.7	74-40.6	37-376	45-946	11-137	86-688	23-15	23
2008	12	220	540-2,499	159-289-14--1,576	4,075	253-21.1	61-38.3	22-339	36-898	12-157	82-694	19-8	21
2009	12	196	361-1,203	268-470-15--2,581	3,784	196-16.3	67-43.1	19-68	54-1,035	7-31	79-724	23-11	23
2010	12	188	440-1,296	192-365-15--1,892	3,188	190-15.8	87-39.6	10-23	70-1,648	4-53	79-701	31-16	11
2011	12	187	405-1,358	201-355-8--2,196	3,554	144-12.0	75-39.1	9-12	63-1,343	3-21	82-582	24-13	10
2012	13	253	688-3,917	79-154-4-895	4,812	335-25.8	55-43.1	15-78	40-956	11-233	62-530	30-10	21
2013	12	241	604-3,706	90-177-7--1,356	5,062	393-32.8	47-45.8	13-60	67-1,608	4-51	44-363	19-9	16
2014	12	205	586-3,725	76-149-6--1,069	4,794	332-27.7	57-41.8	12-60	44-985	11-151	52-498	25-12	24
2015	13	235	638-3,278	118-230-14--1,768	5,046	389-29.9	68-41.8	11-58	38-871	14-170	89-840	18-7	30
2016	13	271	688-4,550	96-179-6--1,359	5,939	477-36.7	54-35.8	22-150	38-864	8-86	82-737	17-8	27

boldface indicates school record

Year	First Downs	Rushing Att/Yds	Passing C-A-I-Yds	Total Offense	Scoring TP-Avg.	Punting No-Avg.	Punt Returns	Kickoff Returns	Int. Returns	Penalties No-Yds	Fumbles Lost	Sacks
1946	101	457-1,745	59-151-20--687	2,432	192-19.2	68-35.5	32-453	19-335	32-356	55-456	37-17	
1947	119	398-1,792	50-118-13--811	2,603	182-18.2	55-36.3	25-367	29-522	14-272	63-581	33-17	
1948					217-19.7							
1949	128	477-2,493	82-167-8--1,272	3,765	307-30.7	58-36.2	57-604	24-420	19-173	78-722	24-19	
1950	162	504-2,863	71-169-12--998	3,861	330-33.0	54-342	48-582	24-710	26-233	75-685	29-18	
1951	183	544-1,999	113-246-16--1,735	3,734	208-18.9				14-132			
1952	98	425-1,031	68-170-13--931	1,962	46-5.1	88-36.3	41-514	24-422	16-132	57-462	36-17	
1953	118	406-1,303	64-148-11--905	2,207	103-11.4	62-34.2	24-157	26-365	15-148	61-511	37-22	
1954	132	441-1,950	64-167-14--847	2,797	158-15.8	41-33.1	26-333	23-458	13-108	68-578	45-27	
1955	139	438-2,134	54-138-11--821	2,955	213-21.3	36-35.7	28-261	15-312	15-227	56-488	31-19	
1956	153	452-2,211	73-152-11--807	3,018	205-20.5	49-37.3	34-457	31-617	14-214	78-712	33-20	
1957	147	483-1,994	61-148-9--753	2,747	144-14.4	44-33.6	19-216	30-524	11-54	51-456	40-23	
1958	150	471-1,823	80-178-15--917	2,740	185-18.5	52-36.1	20-138	31-597	7-121	64-472	32-12	
1959	139	425-1,786	65-164-16--865	2,651	135-13.5	50-37.9	24-170	45-953	7-31	46-374	27-17	
1960	162	457-1,998	83-173-11--1,140	3,145	182-18.2	34-37.5	15-227	41-779	10-110	46-398	41-25	
1961	159	476-2,017	62-163-14--1,070	3,087	183-18.3	NA-38.5	18-170	31-638	9-128	31-292	27-15	
1962	116	444-1,505	46-117-15--568	2,073	159-15.9	54-37.2	27-345	34-826	14-313	35-275	21-13	
1963	141	450-1,600	74-171-14--863	2,463	143-14.3	52-38.1	22-253	35-633	9-49	47-395	21-10	
1964	123	448-1,404	63-156-13--912	2,316	90-8.2	66-35.8	18-115	29-571	8-91	53-442	33-16	
1965	168	332-1,220	135-264-10--2,011	3,231	226-22.6	49-38.2	34-260	29-607	10-120	98-421	25-16	
1966	173	426-1,748	123-251-12--1,713	3,461	320-32.0	51-37.6	42-301	25-389	15-110	58-583	29-17	
1967	181	453-2,110	134-274-10--2,346	4,456	433-43.3	54-42.7	39-267	33-656	26-403	103-1,018	23-10	
1968	207	534-2,820	105-232-10--1,466	4,286	403-40.3	50-37.6	46-548	23-445	13-216	94-881	29-16	
1969	202	517-2,551	97-224-21--1,487	4,038	281-28.1	57-39.4	51-584	37-757	12-142	62-610	28-18	
1970	180	429-1,645	154-310-28--1,932	3,589	222-22.2	53-39.2	29-229	43-986	11-127	74-614	24-14	
1971	223	523-2,277	129-250-15--1,731	4,008	292-26.5	52-38.8	23-162	47-1,085	8-108	61-535	28-17	
1972	237	597-2,908	125-251-9--1,718	4,626	327-29.7	62-39.0	40-368	26-588	11-167	71-714	38-22	
1973	216	523-2,056	145-285-12--1,960	4,017	287-26.1	67-38.7	33-396	31-532	13-150	81-875	26-12	
1974	187	576-2,029	103-200-17--1,507	3,536	263-23.9	59-39.0	40-479	34-762	17-159	77-710	41-22	
1975	234	562-2,180	146-291-19--2,050	4,230	232-21.1	66-34.1	16-53	32-650	14-145	94-843	32-16	
1976	196	522-1,861	125-268-12--2,000	3,861	235-21.4	71-39.3	10-92	27-441	14-174	78-751	35-15	
1977	254	659-2,568	126-271-11--1,880	4,448	339-28.3	69-40.7	28-145	25-376	18-181	86-941	31-16	
1978	215	573-2,027	145-284-16--1,825	3,852	205-17.1	78-41.8	17-145	29-493	18-185	102-966	37-20	
1979	204	528-1,873	144-327-24--2,118	3,991	229-19.1	85-39.5	38-318	20-363	17-263	92-1,001	28-14	
1980	177	498-2,146	105-236-9--1,596	3,302	364-33.1	86-42.9	29-401	22-510	22-355	98-1,002	26-12	
1981	184	555-1,534	137-305-16--1,952	3,486	231-19.3	86-40.1	35-203	22-416	14-67	86-737	44-22	
1982	206	444-1,145	169-377-14--2,493	3,538	225-20.5	76-40.5	29-317	27-670	12-188	85-879	31-18	
1983	206	545-1,397	156-278-9--2,190	3,587	233-19.4	79-40.4	40-368	29-669	13-77	87-859	36-18	
1984	229	583-2,306	134-261-6--2,138	4,444	359-29.9	62-42.3	35-308	34-885	20-213	95-880	34-20	
1985	263	582-2,318	182-303-14--2,826	5,144	415-37.7	41-38.6	25-353	28-543	24-405	72-691	40-17	
1986	314	541-2,309	272-480-13--3,498	5,807	338-28.2	59-36.5	24-200	40-773	13-185	87-695	30-12	
1987	273	612-3,105	158-275-10--2,472	5,577	444-40.4	56-38.5	49-562	21-448	27-235	90-687	33-13	
1988	303	599-2,888	192-338-12--2,884	5,772	518-43.2	48-42.6	44-313	32-668	20-298	95-796	31-11	
1989	232	532-2,596	176-328-16--2,427	5,023	378-31.5	71-38.9	35-353	41-888	22-466	102-988	32-16	
1990	259	519-1,705	215-382-14--3,473	5,178	400-33.3	64-39.0	43-476	51-982	24-289	91-822	37-21	
1991	309	640-3,783	173-313-13--2,512	6,295	473-39.4	45-39.2	35-264	43-797	24-424	98-892	43-19	
1992	255	504-2,212	194-327-6--2,331	4,543	287-26.1	61-37.9	15-97	33-750	13-105	82-696	30-14	28
1993	237	467-2,000	180-327-8--2,312	4,312	256-23.3	63-38.2	28-147	44-940	9-130	72-574	29-13	25
1994	319	542-2,658	238-374-9--3,196	5,854	386-32.2	46-40.9	18-60	37-749	12-81	94-767	34-18	15
1995	259	483-2,065	180-282-3--2,664	4,729	303-27.5	42-38.3	17-187	27-526	10-49	88-837	23-14	16
1996	230	435-1,828	168-311-12--2,450	4,278	280-25.5	55-40.3	23-223	19-546	7-162	50-374	19-10	11
1997	232	469-1,880	153-333-16--1,989	3,869	254-21.2	68-39.3	25-228	39-736	9-123	65-644	20-13	15
1998	249	479-2,070	212-387-8--2,667	4,737	397-33.1	64-40.4	44-677	27-687	19-306	79-700	23-10	27
1999	206	435-1,819	171-309-7--2,266	4,085	298-27.1	64-39.3	18-263	28-514	13-99	76-709	23-13	30
2000	199	431-1,384	191-375-15--2,329	3,713	249-20.8	82-39.9	51-353	39-733	10-154	66-566	21-12	27
2001	176	383-961	192-375-15--2,458	3,419	243-22.1	73-38.0	43-258	51-950	17-258	55-449	23-10	20
2002	241	513-1,608	244-452-15--3,051	4,659	358-25.6	74-40.4	37-313	42-850	10-158	72-596	26-13	17
2003	243	428-1,119	270-477-13--3,227	4,346	290-22.3	73-40.9	31-227	64-1,417	14-168	76-653	27-16	26
2004	224	462-1,300	220-396-13--2,579	3,879	224-18.7	66-40.1	32-268	37-668	12-109	72-638	27-15	24
2005	213	384-1,439	214-373-15--2,797	4,236	327-29.7	55-38.4	17-171	31-745	13-224	60-547	14-5	19
2006	244	442-1,535	256-427-14--3,086	4,621	312-24.0	62-41.8	23-269	23-459	9-135	57-440	19-11	43
2007	229	490-1,593	229-416-11--2,566	4,159	247-19.0	85-41.6	14-109	64-1,229	10-108	77-634	26-14	25
2008	215	439-1,462	211-366-12--2,562	4,024	273-22.8	58-41.1	29-200	42-822	14-254	65-572	25-13	18
2009	271	509-1,980	229-364-7--3,044	5,024	431-35.9	49-42.0	36-341	44-1,036	15-225	75-705	23-13	41
2010	288	567-3,002	192-318-4--2,626	5,628	532-44.3	44-43.7	34-531	33-979	15-194	77-754	24-15	27
2011	302	541-2,963	244-336-3--2,942	5,905	500-41.7	35-37.9	32-383	30-722	8-24	67-591	22-10	30
2012	284	428-2,274	271-417-11--3,500	5,774	393-30.2	41-46.0	22-102	31-790	4-102	77-621	25-14	12
2013	294	500-3,086	228-336-4--3,113	6,199	513-42.8	41-41.0	18-213	50-1,145	5-3	45-337	16-6	24
2014	306	554-3,228	217-359-11--2,995	6,223	431-35.9	44-41.1	24-139	23-444	6-87	60-487	19-8	11
2015	288	552-2,505	221-380-14--3,184	5,689	369-28.4	54-42.4	20-72	21-474	14-123	68-537	19-11	13
2016	254	471-2,242	201-345-8--2,890	5,132	409-31.5	59-40.8	24-204	13-307	6-16	61-544	12-5	12

boldface indicates school record

SPORTS ILLUSTRATED PLAYER OF THE WEEK

Herman Fredenberg vs. BYU	Oct. 1, 1971
Johnny Jackson vs. Utah	Nov. 7, 1981
Johnny Jackson vs. Colorado State	Nov. 13, 1982
Eric Jack vs. Colorado State	Nov. 16, 1991
Eric Jack vs. Hawai'i	Oct. 2, 1993

ASSOCIATED PRESS BACK OF THE WEEK

Don Perkins vs. Air Force	Nov. 21, 1959
Steve Myer vs. Arizona	Oct. 25, 1975
Brad Wright vs. Brigham Young	Sept. 6, 1980
Johnny Jackson vs. Utah	Nov. 7, 1981

AP DEFENSIVE PLAYER OF THE WEEK

Johnny Jackson vs. Colorado State	Nov. 13, 1982
-----------------------------------	---------------

AP LINEMAN OF THE WEEK

Charlie Baker vs. Texas Tech	Sept. 15, 1979
------------------------------	----------------

UPI BACK OF THE WEEK

Don Perkins vs. Air Force	Nov. 21, 1959
Don Woods vs. New Mexico State	Sept. 15, 1973
Steve Myer vs. Arizona	Oct. 25, 1975
Mike Williams vs. Texas-El Paso	Sept. 18, 1976

UPI COACH OF THE WEEK

Rudy Feldman vs. Kansas	Oct. 4, 1969
-------------------------	--------------

ABC-TV DEFENSIVE PLAYER OF THE GAME

Andy Frederick vs. Brigham Young	Nov. 13, 1976
Mike Forrest vs. Utah	Nov. 4, 1978
Johnny Jackson vs. Utah	Nov. 7, 1981

ABC-TV OFFENSIVE PLAYER OF THE GAME

Brad Wright vs. Utah	Nov. 4, 1978
Jimmy Sayers vs. Wyoming	Oct. 4, 1980
Stoney Case vs. Brigham Young	Sept. 24, 1994

CBS-TV OFFENSIVE PLAYER OF THE GAME

David Osborn vs. Air Force	Oct. 2, 1982
Michael Johnson vs. Brigham Young	Oct. 9, 1982

WTBS-TV DEFENSIVE PLAYER OF THE GAME

Johnny Jackson vs. Hawai'i	Nov. 20, 1982
----------------------------	---------------

ESPN PLAYER OF THE GAME

Tom Bradford vs. Brigham Young	Oct. 25, 1984
--------------------------------	---------------

CONFERENCE PLAYERS OF THE WEEK
(Western Athletic 1980-98;
Mountain West 1999-current)

OFFENSE (43)

QB Brad Wright vs. Brigham Young	1980
RB Jimmy Sayers vs. San Diego State	
QB David Osborn vs. Air Force	1982
QB Buddy Funck vs. Texas Tech	1984
QB Buddy Funck vs. Texas-El Paso	
QB Billy Rucker vs. Wyoming	1985
QB Billy Rucker vs. San Diego State	1986
QB Ned James vs. New Mexico State	
WR Terance Mathis vs. Colorado State	
WR Terance Mathis vs. Hawai'i	1987
WR Tony Jones vs. Colorado State	1988
WR Terance Mathis vs. Texas Tech	1989
QB Jeremy Leach vs. Utah	
QB Fred Schweer vs. Texas-El Paso	1993
QB Stoney Case vs. Brigham Young	1994
WR Gavin Pearlman vs. Utah	
QB Donald Sellers vs. New Mexico State	1995
TB Lennox Gordon vs. New Mexico State	1996
QB Graham Leigh vs. Northern Arizona	1997
QB Graham Leigh vs. New Mexico State	
QB Graham Leigh vs. San Diego State	
QB Graham Leigh vs. Brigham Young	

QB Sean Stein vs. Air Force	1999
RB Holmon Wiggins vs. Texas Tech	2000
RB Jarrod Baxter vs. Utah	
RB Jarrod Baxter vs. UTEP	2001
RB Jarrod Baxter vs. New Mexico State	
QB Justin Millea vs. UNLV	2002
RB DonTrell Moore vs. Wyoming	
OT Jason Lenzmeier vs. Utah	2003
RB DonTrell Moore vs. Colorado State	
RB DonTrell Moore vs. Air Force	
QB Kole McKamey vs. Texas Tech	2004
WR Hank Baskett vs. Missouri	2005
QB Kole McKamey vs. New Mexico State	
RB DonTrell Moore vs. Wyoming	
WR Marcus Smith vs. New Mexico State	2006
QB Donovan Porterie vs. Utah	
QB Donovan Porterie vs. New Mexico State	2007
RB Rodney Ferguson vs. Air Force	
RB Rodney Ferguson vs. San Diego State	2008
RB Kasey Carrier vs. Air Force	2012
RB Kasey Carrier vs. UTEP	2013

DEFENSE (55)

NT Greg Azar vs. Brigham Young	1980
LB Bob Shupryt vs. San Diego State	
DE Jimmie Carter vs. Houston	1981
LB Johnny Jackson vs. Air Force	
LB Johnny Jackson vs. Utah	
DE Jimmie Carter vs. Wyoming	1982
LB Johnny Jackson vs. San Diego State	
LB Johnny Jackson vs. Colorado State	
LB Johnny Jackson vs. Hawai'i	
NT Fred Mady vs. Utah	1983
LB Gary Butler vs. Texas Tech	
LB Gary Butler vs. Texas-El Paso	
FS Ray Hornfeck vs. Texas-El Paso	1984
LB Frank Reina vs. Texas Tech	1985
DE Tom Cole vs. Texas-El Paso	1986
LB Nate Morris vs. New Mexico State	1989
CB Donald Livingston vs. Fresno State	
LB Steve Vaipulu vs. Texas-El Paso	1990
DT Steve Green vs. New Mexico State	1991
CB Eric Jack vs. Colorado State	
LB Jesse Becton vs. TCU	1992
LB Jesse Becton vs. Utah	
CB Eric Jack vs. Hawai'i	1993
CB Eric Jack vs. Wyoming	
LB Blake Irwin vs. Fresno State	1994
LB Antoine Wright vs. Hawai'i	1995
CB Art Celestine vs. Colorado State	
LB Blake Irwin vs. Utah State	1997
FS Billy Austin vs. SMU	
LB Brian Urlacher vs. Tulsa	
FS Brian Urlacher vs. UTEP	1999
FS Brian Urlacher vs. San Diego State	
LB Gary Davis vs. Wyoming	2001
LB Gary Davis vs. UNLV	
LB Charles Moss vs. New Mexico State	
S Terrell Golden vs. Baylor	
LB Charles Moss vs. Air Force	2002
LB Billy Strother vs. San Diego State	
LB Billy Strother vs. Wyoming	
CB Gabriel Fulbright vs. San Diego State	2003
LB Daniel Gawronski vs. Air Force	
S Josh Bazinet vs. Texas Tech	2004
DE Evroy Thompson vs. San Diego State	
LB Nick Speegle vs. Colorado State	
LB Fola Fashola vs. Wyoming	
DE Evroy Thompson vs. Missouri	2005
LB Michael Tuohy vs. New Mexico State	2006
LB Cody Kase vs. San Diego State	
CB Glover Quin vs. Arizona	2008
LB Carmen Messina vs. UNLV	2011
DE Brett Bowers vs. New Mexico State	2013
LB Dakota Cox vs. New Mexico State	2014
LB Kimmie Carson vs. Wyoming	
LB Ryan Langford at Boise State	2015
LB Dakota Cox vs. South Dakota	2016

SPECIAL TEAMS (34)

P Jason Bloom vs. Central Florida	1996
PR Chad Smith vs. Texas-El Paso	
P Jason Bloom vs. Northern Arizona	1997
P Jason Bloom vs. Utah State	
K Colby Cason vs. SMU	
P Jason Bloom vs. Brigham Young	
K Colby Cason vs. Tulsa	
P/K Jason Bloom vs. Hawai'i	1998
K Vladimir Borombozin vs. Texas Tech	2000
PR Holmon Wiggins vs. New Mexico State	
K Vladimir Borombozin vs. San Diego St.	2001
PR Dwight Counter vs. Weber State	2002
K Wes Zunker vs. Colorado State	2003
K Wes Zunker vs. Texas Tech	2004
P Tyler Gaus vs. UNLV	
K Wes Zunker vs. Colorado State	
K Kenny Byrd vs. UNLV	2006
K Kenny Byrd vs. Colorado State	
K Kenny Byrd vs. San Diego State	
K John Sullivan vs. New Mexico State	2007
K John Sullivan vs. Sacramento State	
K John Sullivan vs. Air Force	
K John Sullivan vs. Colorado State	
K James Aho vs. Arizona	2008
K James Aho vs. New Mexico State	
K James Aho vs. Colorado State	2009
K James Aho vs. Wyoming	2010
K Justus Adams vs. New Mexico State	2012
KR Carlos Wiggins vs. Hawai'i	2015
K/P Zack Rogers at Boise State	2015
K Jason Sanders vs. South Dakota	2016
KR Elijah Lilly vs. Air Force	2016
P Corey Bojorquez vs. Nevada	2016
K Jason Sanders at Utah State	2016

ALL-AMERICA

- 1953 Larry White, C, UPI 2nd Team
 1954 Larry White, C, AP/UPI 1st Team
 1959 Don Perkins, HB, AP 3rd Team
 1962 Bobby Santiago, RB, UPI 3rd Team
 1964 Jack Abendschan, OG, AP 2nd Team
 1975 Bob Berg, K, USFWA 1st Team
 1976 Robin Cole, DE, AP 3rd Team
 1982 Johnny Jackson, LB, AP 3rd Team
 1987 Terance Mathis, WR, AP 3rd Team
 1989 Terance Mathis, WR, Consensus 1st Team
 1990 Kurt Jensen, C, FB News 3rd Team
 1992 Winslow Oliver, TB, FB News 1st Team Freshman
 1993 Buddy Billingsley, FB News 2nd Team
 1997 Pascal Volz, WR, Sporting News 3rd Team
 1998 Brian Urlacher, FS, The Sports Network
 1999 Brian Urlacher, FS, Consensus 1st Team
 2001 Nick Speegle, LB, Sporting News Freshman 3rd Team
 Claude Terrell, OG, FB Writers Freshman Team
 2002 Tyler Gaus, P, Sporting News Freshman 3rd Team
 2003 DonTrell Moore, RB, CFBNews.com 2nd Team
 Claude Terrell, OG, AP 3rd Team
 Robert Turner, OG, FB Writers Freshman Team
 2004 Brandon Payne, CB, Walter Camp 2nd Team
 Michael Tuohy, DE, CFBNews.com Freshman 2nd Team
 The Sporting News Freshman 3rd Team
 2007 John Sullivan, K, Consensus 1st Team
 2008 James Aho, K, The Sporting News and
 CollegeFootballNews.com Freshman 2nd Team
 2013 Carlos Wiggings, KR, SB Nation 2nd Team, College Sports
 Madness 3rd Team, Phil Steele 4th Team, Sports Illustrated
 Honorable Mention
 Dakota Cox, LB, FB Writers Freshman Team

ACADEMIC ALL-AMERICA

- 1970 Joe Hartshorne, K
 1975 Bob Johnson, S
 1977 Robert Rumbaugh, DT
 1978 Robert Rumbaugh, DT
 1993 Justin Hall, C
 1997 Chad Smith, S
 1998 Chad Smith, S
 2006 Cody Kase, LB
 2007 Cody Kase, LB; Vince Natali, C
 2008 Zach Arnett, LB
 2016 Garrett Adcock, OL

ACADEMIC ALL-CONFERENCE

- 1960 Jim Bradley, T; Jack Butler, G
 1961 Bobby Santiago, RB
 1962 Orvey Hampton, QB
 1963 Gary Ness, RB
 1964 John Anderson, OG
 1969 Joe Hartshorne, K; Rocky Long, QB; Henry Noe, OT
 1970 Rocky Long, QB
 1971 Joe Hartshorne, K; Rocky Long, QB
 1972 Steve Ernst, DB; Greg Symons, DE
 1973 Bob Berg, K; Steve Ernst, DB; Greg Symons, DE
 1974 Bob Berg, K; Bob Johnson, S
 1975 Bob Berg, K; Bob Johnson, S; Bob Shultz, NT
 1976 Robert Rumbaugh, DT
 1977 Mark Koskovich, S; Robert Rumbaugh, DT
 1978 Mark Koskovich, S; Robert Rumbaugh, DT;
 Frank Sedillo, DB
 1980 Todd Lafferty, OL; Frank Sedillo, DB; Ben Shultz, LB
 1981 Pete Parks, K; Frank Sedillo, DB; Derek Skene, DE
 1984 Brent Henson, LB; Ray Hornfeck, FS
 1987 Shane Hall, RB
 1988 Jeff Howes, OF
 1990 John Bell, DT; Mike Henderson, WR
 1991 Justin Hall, C; Mark Turner, C; Carl Winston, WR
 1992 Marcus Goodloe, WR; Justin Hall, C;
 Ryan Mummert, OG; Carl Winston, WR
 1993 Stoney Case, QB; Justin Hall, C; Ryan Mummert, OG

- 1994 Stoney Case, QB; Ryan Mummert, OT; Steve Pagador, WR
 1995 Ryan Mummert, OT; Scott Peterson, QB
 1996 Chad Smith, S
 1997 Jason Purvis, DT; Jon Samuelson, OG; Chad Smith, S
 1998 Eric Jaworsky, QB; Jason Purvis, DE;
 Jon Samuelson, OG; Chad Smith, S
 1999 Brian Choi, OT; Eric Jaworsky, QB; David McKinney, K,
 Cort Moffitt, P; Jon Samuelson, OT;
 LaMarcus Spillers, DE; Amos Wilson, LB
 2000 Rudy Caamano, QB; Brian Choi, OL; Justin Millea, QB;
 Terrell Golden, S; Bryan Penley, TE; Jon Samuelson, OT
 2001 Mike Augustyniak, TE; Rudy Caamano, QB; Terrell
 Golden, S; Casey Kelly, QB; Tony Mazotti, DE; Justin
 Millea, S; Bryan Penley, TE; Kirk Robbins, WR; Nick
 Speegle, LB; Adrian Terry, NT; Domingo Villarruel, LB;
 Kevin Walton, S
 2002 Hank Baskett, WR; Kenny Byrd, K; Zach Cresap, TE;
 Fola Fashola, LB; Daniel Gawronski, LB; Terrell Golden, S;
 Casey Kelly, QB; Martin Lovato, DS; Justin Millea, QB;
 Bryan Penley, TE; Nick Speegle, LB; Kevin Walton, S
 2003 Mike Augustyniak, TE; Hank Baskett, WR; D.D. Cox, RB;
 Zach Cresap, TE; Tyler Gaus, P; Daniel Gawronski, LB;
 Terrell Golden, S; Casey Kelly, QB; Bryan Penley, TE;
 Nick Speegle, LB; Evroy Thompson, DE; Kevin Walton, S
 2004 Mike Augustyniak, TE; Hank Baskett, WR; George Carter, LB;
 Tyler Gaus, P; Logan Hall, TE; Stephen Hutchison, DE;
 Cody Kase, LB; Mike Mohoric, LB; Curtis Pino, TE;
 Martin Romero, WR; Nick Speegle, LB; Allan Stone, FB;
 Kevin Walton, S
 2005 Zach Arnett, LB; Hank Baskett, WR; Billy Brittain, NT;
 George Carter, LB; Tyler Gaus, P; Logan Hall, TE; Cody
 Kase, LB; Mike Mohoric, LB; Vince Natali, C;
 Chris Nelson, QB; Curtis Pino, TE
 2006 Zach Arnett, LB; Kendall Briscoe, DE; Billy Brittain, NT;
 George Carter, LB; Brian Clappitt, QB; Cody Kase, LB;
 Chris Mark, TE; Clint McPeck, S; Bart Miller, OT; Vince
 Natali, C; Chris Nelson, QB; Brian Ramsay, OT;
 Frankie Solomon, S
 2007 Zach Arnett, LB; Matt Barnard, P; George Carter, LB;
 Brian Clappitt, QB; Eric Garrison, K; Brad Gruner, QB;
 Stephen Hutchison, DE; Cody Kase, LB; Daniel Lowney, S;
 Danny Martin, S; Clint McPeck, S; Bart Miller, OG;
 Vince Natali, C; Jon O'Brien, DS; Frankie Solomon, S;
 Mitch Straub, TE; John Sullivan, K
 2008 James Aho, K; Zach Arnett, LB; Jake Bowe, S; Brad
 Gruner, QB; Jeremiah Lovato, NT; Clint McPeck, S;
 Frankie Solomon, S; Mitch Straub, TE;
 Joshua Taufalele, OG; Mica Williams, S
 2009 James Aho, K; Chris Biren, RB; Kasey Carrier, RB; Brad
 Gruner, QB; Evan Jacobsen, DS; Victor James, WR; Clink
 McPeck, LB; Spencer Merritt, LB; Cody Neely, LB; Frankie
 Solomon, S; Josh Taufalele, OG; Nick Wilhelm, WR
 2010 James Aho, K; Chris Biren, RB; Brad Gruner, QB; Joseph
 Harris, LB; Brian Hill, S; Evan Jacobsen, DS; Spencer
 Merritt, LB; Cody Neely, LB; Matt Raymer, S;
 Lucas Reed, TE; Ben Skaer, K; Nick Wilhelm, WR,
 Freddy Young, S
 2011 Justus Adams, K; LaMar Bratton, C; Joseph Harris, DE;
 Evan Jacobsen, DS; Matt Raymer, S; Lucas Reed, TE;
 Ben Skaer, K
 2012 Justus Adams, K; Garrett Adcock, OG; Andrew Aho, TE;
 Chris Biren, TE; Dallas Bollema, LB; Chris Edling, TE; Cole
 Gautsche, QB; Joseph Harris, DE; Evan Jacobsen, DS;
 Matt Raymer, S; Lucas Reed, TE; Ben Skaer, K; Reece
 White, WR; Carlos Wiggings, WR
 2013 Justus Adams, K; Andrew Aho, TE; Dallas Bollema, LB;
 Brett Bowers, DE; Kasey Carrier, RB; Dakota Cox, LB;
 Jacori Greer, NT; David Guthrie, SS; Cranston Jones, CB;
 Steven Romero, DS; Dillon Romine, OT; Ben Skaer, P;
 William Udeh, DE; Donnie White, LB; Randy Williams, DE
 2014 Garrett Adcock, OL; Ricky Bennett, DB; LaMar Bratton, OL; Da-
 kota Cox, LB; Chris Davis, WR; David Guthrie, DB; Ryan Langford,
 LB; Eden Mahina, OL; Quinton McCown, QB; Kene Okonkwo, DL;
 Zack Rogers, K/P; Steven Romero, LS; Dillon Romine, OL; Jason
 Sanders, K; Geoff Smelser, LB; William Udeh, DL; Donnie White,

- LB; Reece White, TE; Randy Williams, DL; Jack Ziltz, DL;
 2015 Garrett Adcock, OL; Austin Apodaca, QB; Ricky Bennett, DB;
 Dakota Cox, LB; Chris Davis, Jr. WR; Travis Green, DB; Alex Hart,
 LB; Delane Hart-Johnson, WR; Daniel Henry, DB; Aaron Jenkins,
 OL; Eden Mahina, OL; Kene Okonkwo, DL; Zack Rogers, K/P; Ste-
 ven Romero, LS; Dillon Romine, OL; Jake Rothschilder, DB, Jason
 Sanders, K; Reece White, TE
 2016 Garrett Adcock, OL; Austin Apodaca, QB; Erik Beilman, TE; Corey
 Bojorquez, P; Dakota Cox, LB; Chris Davis, Jr., WR; Q' Drennan,
 WR; Blaise Fountain, OL; Cole Gautsche, TE; Jacob Gingle, S;
 Charlie Grammel, OL; Alex Hart, LB; Daniel Henry, S; Nick Leh-
 man, TE; Elijah Lilly, CB; Kene Okonkwo, DL; Steven Romero, LS;
 Jake Rothschilder, S; Kyle Rothschilder, S

NATIONAL FOOTBALL FOUNDATION SCHOLAR-ATHLETE

- 1993 Justin Hall, C
 1994 Stoney Case, QB
 1998 Chad Smith, S

HITACHI CFA SCHOLAR-ATHLETE

- 1992 Justin Hall, C
 1993 Justin Hall, C; Carl Winston, WR
 1994 Stoney Case, QB

STAN BATES AWARD (WAC top scholar athlete)

- 1982 Frankie Sedillo, DB
 1994 Justin Hall, C
 1995 Stoney Case, QB

JOE KEARNEY AWARD (WAC top male athlete)

- 1995 Stoney Case, QB

COACH OF THE YEAR

- 1952 Dudley DeGroot (Skyline)
 1958 Marv Levy (Skyline)
 1993 Dennis Franchione (WAC)
 1997 Dennis Franchione (WAC Mountain Division)
 2002 Rocky Long (Mountain West)

CONFERENCE MOST VALUABLE PLAYER

- 1999 Brian Urlacher, FS (Mountain West)

CONFERENCE OFFENSIVE PLAYER OF THE YEAR

- 1964 Stan Quintana, QB (WAC)
 1971 Rocky Long, QB (WAC)
 1978 Mike Williams, RB (WAC Co-MVP)
 1994 Stoney Case, QB (WAC)
 1997 Graham Leigh, QB (WAC)
 2005 DonTrell Moore, RB (Mountain West)

CONFERENCE DEFENSIVE PLAYER OF THE YEAR

- 1963 Eddie Stokes, DL (WAC)
 1972 John Urban, DT (WAC)
 1976 Robin Cole, LB (WAC)
 1982 Johnny Jackson, LB (WAC)

CONFERENCE SPECIAL TEAMS PLAYER OF THE YEAR

- 2006 Kenny Byrd, K (co-player, Mountain West)
 2013 Carlos Wiggins, KR (MW)

CONFERENCE NEWCOMER OF THE YEAR

- 1981 Johnny Jackson, LB (WAC)

CONFERENCE FRESHMAN OF THE YEAR

- 1992 Winslow Oliver, RB (WAC)
 2000 Brandon Ratcliff, S (co-player, MWC)
 2002 DonTrell Moore, RB (MWC)

ALL-CONFERENCE (1st team only)

- (Border 1933-50; Skyline 1951-61;
 Western Athletic 1962-98; Mountain West 1999-current)
 1933 Jack Walton, C
 1934 Ralph Bowyer, E; Guyton Hays, FB; Jack Jones, OG;
 Abdon Paiz, HB
 1935 Ralph Bowyer, E
 1937 Leonard Barlow, G; Bill Dwyer, HB

- 1938 John Martel, G; Bill Dwyer, HB
 1939 Jack Henley, E
 1942 Bill Thompson, G
 1946 Louis Cullen, FB
 1947 Rudy Krall, FB
 1948 Rudy Krall, FB
 1951 Roger Cox, DE
 1952 Jack Barger, DT; Don Papini, DG; Larry White, HB
 1953 Larry White, C
 1954 Larry White, C
 1957 Jerry Nesbitt, G
 1958 Don Black, E; Don Perkins, HB
 1959 Ron Beaird, C; Don Black, E; Don Perkins, HB
 1961 Bob Bouyer, G
 1962 Larry Jasper, E; Bobby Santiago, HB; Bucky Stallings, FB;
 Eddie Stokes, C
 1963 Jack Abendschan, G; Eddie Stokes, C; Wayne Tvrdik, T
 1964 Jack Abendschan, G; Stan Quintana, QB
 1965 Bob Bouyer, G; Paul Smith, T
 1967 Emilio Vallez, E
 1968 David Bookert, TB; Ace Hendricks, WR
 1970 Fred Henry, HB; Jay Morrison, DB; Houston Ross, LB;
 Sam Scarber, FB
 1971 Todd Klein, C; Rocky Long, QB; John Urban, OT;
 Tom Walker, OG
 1972 John Urban, OT
 1973 John Woodcock, NT
 1974 Steve Bauer, P; Bob Berg, K; Preston Dennard, SE;
 Greg Jones, DE
 1975 Edgar Bell, OG; Robin Cole, DE; Randy Rich, S;
 Steve Wilson, C
 1976 Robin Cole, DE; Preston Dennard, SE; Dave Green, C;
 Tom Morris, OT; Mike Williams, FB
 1977 Max Hudspeth, S and return specialist; Tom Ryan, C;
 Mike Williams, FB
 1978 Mike Forrest, LB; Ron Hegge, G; Max Hudspeth, return
 specialist; Ricky Martin, SE; Robert Rumbaugh, DT;
 Mike Williams, FB
 1979 Charlie Baker, DE; Sharay Fields, DB; Jimmy Sayers, RB
 1980 Bob Shupryt, LB
 1981 Greg Azar, NT; Jimmie Carter, DE;
 1982 Mike Carter, RB; Jimmie Carter, DE; Ray Hornfeck, FS;
 Johnny Jackson, LB
 1983 Jimmy Carter, DE; Ray Hornfeck, FS; Johnny Jackson, LB
 1984 Johnny Jackson, LB; Willie Tural, RB
 1986 Terance Mathis, WR
 1987 Terance Mathis, WR
 1989 John Bell, DE; Kurt Jensen, C; Terance Mathis, WR
 1990 John Bell, DT
 1991 Kim McCall, LB
 1992 Jesse Becton, LB
 1993 Clint Hall, OT; Eric Jack, CB; Tuli Mateialona, LB;
 Ray Wilson, FS
 1994 Stoney Case, QB; David Sloan, TE
 1995 Winslow Oliver, TB
 1996 Lennox Gordon, TB; Brandon Turner, C;
 1997 Jason Bloom, P; Colby Cason, K; Graham Leigh, QB;
 Ramos McDonald, CB; Scott McGarrahan, S;
 Pascal Volz, WR
 1998 Graham Leigh, QB; Brian Urlacher, FS
 1999 Brian Urlacher, FS
 2000 Brian Johnson, DE
 2001 Vladimir Borombozin, K; Gary Davis, LB; Brian Johnson, DE
 2002 DonTrell Moore, RB; Charles Moss, LB; Brandon Ratcliff, S
 2003 Ryan Cook, C; Jason Lenzmeier, OT; DonTrell Moore, RB;
 Brandon Ratcliff, S; D.J. Renteria, DE; Claude Terrell, OG;
 Wes Zunker, K
 2004 Ryan Cook, C; DonTrell Moore, RB; Marcus Parker, NT;
 Brandon Payne, CB; Nick Speegle, LB; Claude Terrell, OT
 2005 Hank Baskett, WR; Ryan Cook, C; Gabriel Fulbright, CB;
 Mike Mohoric, LB; DonTrell Moore, RB;
 Evroy Thompson, DE; Robert Turner, OG
 2006 Quincy Black, S; Travis Brown, WR; Kenny Byrd, K;
 Rodney Ferguson, RB; Robert Turner, OG
 2007 Travis Brown, WR; Devin Clark, OT; Tyler Donaldson, DE;
 Rodney Ferguson, RB; Vince Natali, C; Marcus Smith, WR;
 John Sullivan, K; DeAndre Wright, CB
 2008 Glover Quin, CB
 2009 Erik Cook, C; Carmen Messina, LB; Adam Miller, P

2010 Lucas Reed, TE
2011 Carmen Messina, LB
2013 Ben Skaer, P; Carlos Wiggins, KR
2014 LaMar Bratton, OL; Dakota Cox, LB

ALL-AMERICAN BOWL (Tampa, Fla.)

1962 George Heard, DE
1970 Sam Scarber, RB
1972 Fred Henry, RB

ALL-AMERICAN BOWL (Tallahassee, Fla.)

1991 Kurt Jensen, C

BLUE-GRAY GAME (Montgomery, Ala.)

1976 Steve Myer, QB
1978 Max Hudspeth, DB
1994 Stoney Case, QB (MVP); David Sloan, TE;
Manley Woods, WR
1995 Art Celestine, CB; Winslow Oliver, TB
1996 Brandon Turner, C
1998 Graham Leigh, QB
2000 Mike Barnett, LB
2001 Holmon Wiggins, RB

CASINO DEL SOL GAME (Tucson, Ariz.)

2012 Carmen Messina, LB

COACHES ALL-AMERICAN GAME (Lubbock, Texas)

1976 Bob Berg, K
1976 Steve Myer, QB (Game MVP)

COLLEGE ALL-STAR GAME (Chicago, Ill.)

1960 Don Perkins, RB
1966 Stan Quintana, DB

EAST-WEST SHRINE GAME (numerous sites)

1928 John Dolzadelli, RB
1930 Manny Foster, OT
1939 Bill Dwyer, HB
1963 Wayne Tvrdik, DT
1966 Stan Quintana, QB-DB
1972 Rudy Feldman, Asst. Coach (West); George Oakes, DT;
John Urban, OT
1976 Steve Myer, QB
1977 Andy Frederick, DT; Robin Cole, DE
1989 Rick Walsh, K
1991 Kurt Jensen, C
1997 Brandon Turner, C
2002 Jarrod Baxter, RB
2005 Claude Terrell, OT
2006 DonTrell Moore, TB; Adrian Byrd, FB
2007 Quincy Black, S; Robert Turner, OG
2008 Travis Brown, WR
2009 Glover Quin, CB
2013 Lucas Reed, TE
2014 Dillon Farrell, C

GRIDIRON CLASSIC (Orlando, Fla.)

1999 Graham Leigh, QB
2004 Calvin McDonald, OT

HULA BOWL (Honolulu, Hawai'i)

1978 Max Hudspeth, DB
1990 Terance Mathis, WR
1996 Winslow Oliver, TB (MVP)
1999 Jason Bloom, P
2001 Joe Maese, Deep Snapper
2004 Jason Lenzmeier, OT; D.J. Renteria, DE

JAPAN BOWL (Tokyo, Japan)

1976 Steve Myer, QB

LAS VEGAS ALL-AMERICAN CLASSIC

2004 Dwight Counter, WR; Brandon Ratcliff, S;
Billy Strother, LB; Sidney Wiley, S
2005 Brandon Payne, CB; Nick Speegle, LB
2006 Terrance Pennington, OT

MAGNOLIA CLASSIC (Jackson, Miss.)

2005 Mike Mohoric, LB; Marcus Parker, NT; Terrance Pennington, OT

NFLPA Collegiate Bowl (Carson, Calif.)

2013 Evan Jacobsen, LS
2015 Jhurell Pressley, RB
2016 Teriyon Gipson, RB

NORTH-SOUTH ALL-STAR CLASSIC (Houston)

2007 Kenny Byrd, K

NORTH-SOUTH SHRINE GAME (Miami, Fla.)

1970 Sam Scarber, RB
1971 John Shipkowski, OT
1972 Fred Henry, RB

PARADISE BOWL (St. George, Utah)

2002 Mohammed Konte, LB; Stephen Persley, CB

SENIOR BOWL (Mobile, Ala.)

1966 Stan Quintana, QB-DB
1981 Brad Wright, QB
1982 Robin Gabriel, QB
1990 Terance Mathis, WR
1991 Ron Shipley, OT
1995 David Sloan, TE
1996 Art Celestine, CB
1998 Ramos McDonald, CB
2000 Brian Urlacher, LB (team defensive MVP)
2002 Jarrod Baxter, RB
2006 Hank Baskett, WR; Ryan Cook, C
2008 Marcus Smith, WR

TEXAS VS. THE NATION (El Paso, Texas)

2007 Bo Greer, OG
2008 Travis Brown, WR; Devin Clark, OT
2010 Erik Cook, C

TROPICAL BOWL (Daytona Beach, Fla.)

2016 Nias Martin, DB; Lee Crosby, DB

RETIRED NUMBERS

40 Mike Williams
42 Bobby Santiago
43 Don Perkins
44 Brian Urlacher

YEAR-BY-YEAR AT DREAMSTYLE STADIUM

Year	G	Record	Attendance	Average
1960.....	6.....	3-3	101,776	16,963
1961.....	6.....	5-1	102,111	17,019
1962.....	5.....	5-0	118,648	23,730
1963.....	6.....	4-2	125,822	20,970
1964.....	6.....	5-1	132,463	22,077
1965.....	6.....	2-4	122,762	20,460
1966.....	5.....	1-4	85,305	17,061
1967.....	6.....	1-5	72,972	14,504
1968.....	5.....	0-5	58,884	11,777
1969.....	5.....	2-3	72,972	14,594
1970.....	5.....	4-1	67,636	13,527
1971.....	6.....	3-2-1	120,389	20,064
1972.....	5.....	1-4	88,554	17,710
1973.....	5.....	3-2	77,766	15,553
1974.....	6.....	2-3-1	102,956	17,159
1975.....	6.....	4-2	98,624	17,437
1976.....	5.....	2-3	104,653	20,930
1977.....	5.....	3-2	87,858	17,571
1978.....	6.....	3-3	99,504	16,584
1979.....	6.....	4-2	125,443	20,907
1980.....	5.....	2-3	89,242	17,848
1981.....	5.....	2-2-1	82,014	16,402
1982.....	6.....	5-1	139,414	23,236
1983.....	5.....	4-1	95,621	19,124
1984.....	6.....	3-3	128,587	21,431
1985.....	5.....	1-4	98,762	19,752
1986.....	5.....	3-2	79,845	15,969
1987.....	4.....	0-4	62,515	15,629
1988.....	6.....	1-5	68,305	11,384
1989.....	5.....	2-3	103,628	20,726
1990.....	5.....	1-4	78,233	15,647
1991.....	5.....	2-3	79,112	15,822
1992.....	6.....	3-3	115,479	19,247
1993.....	6.....	4-2	151,844	25,307
1994.....	5.....	2-3	134,239	26,848
1995.....	7.....	3-4	177,683	25,383
1996.....	6.....	4-2	147,982	23,585
1997.....	6.....	5-1	183,972	30,662
1998.....	6.....	2-4	158,838	26,473
1999.....	6.....	3-3	150,664	25,111
2000.....	6.....	3-3	141,935	23,656
2001.....	6.....	4-2	187,608	31,268
2002.....	6.....	5-1	183,074	30,512
2003.....	7.....	5-2	245,891	35,127
2004.....	5.....	3-2	186,408	37,282
2005.....	5.....	2-3	191,707	38,341
2006.....	8.....	3-5	234,542	29,318
2007.....	7.....	6-1	208,259	29,751
2008.....	6.....	3-3	178,275	29,712
2009.....	6.....	1-5	161,661	26,944
2010.....	6.....	1-5	125,330	20,888
2011.....	6.....	1-5	120,160	20,027
2012.....	6.....	2-4	133,840	22,307
2013.....	6.....	2-4	141,220	23,537
2014.....	6.....	1-5	131,624	21,937
2015.....	8.....	5-3	188,224	23,528
2016.....	7.....	6-1	141,938	20,277
Totals (56 yrs) ..	328	162-163-3	7,196,745	21,941

LARGEST HOME CROWDS

ATTEN.	DATE	OPPONENT	SCORE
44,760	Sept. 17, 2005	New Mexico State	W, 38-21
44,075	Sept. 27, 2003	New Mexico State	W, 24-7
41,771	Sept. 1, 2001	UTEP	W, 26-6
41,003	Sept. 8, 2007	New Mexico State	W, 44-34
40,182	Oct. 1, 2004	Utah	L, 28-7
39,233	Oct. 8, 2005	BYU	L, 27-24
38,746	Sept. 11, 2004	Texas Tech	W, 27-24
37,533	Sept. 5, 2005	UNLV	W, 24-22
37,287	Oct. 23, 2004	San Diego State	W, 19-9
37,156	Oct. 18, 1997	Rice	L, 35-23

LARGEST ROAD CROWDS

ATTEN.	DATE	SITE	SCORE
100,990	Sept. 8, 2012	Austin, Texas	Texas 45, UNM 0
93,875	Sept. 6, 1986	Knoxville, Tenn.	Tennessee 35, UNM 21
89,792	Sept. 16, 1983	Knoxville, Tenn.	Tennessee 31, UNM 6
75,902	Oct. 5, 1985	Lincoln, Neb.	Nebraska 38, UNM 7
72,578	Oct. 21, 1989	Gainesville, Fla.	Florida 28, UNM 21
73,887	Sept. 5, 2009	College Station, Texas	Texas A&M 41, UNM 6
66,086	Oct. 27, 1990	Provo, Utah	BYU 55, UNM 31
64,740	Oct. 15, 1983	Provo, Utah	BYU 66, UNM 21
64,385	Sept. 13, 1986	Provo, Utah	BYU 31, UNM 30
64,118	Nov. 7, 1998	Provo, Utah	BYU 46, UNM 21



Year	Date	Opponent	Score
1892	Oct. 7	Albuquerque High School	L 0-5
1893	Nov. 18	Albuquerque High School	W 4-0
1894	Oct. 27	Albuquerque Indian School.....	L 0-4
1895-98		No Varsity	
1899	Nov. 11	Albuquerque High School	W 5-0
1900		No Varsity	
1901	Nov. 9	Albuquerque High School	T 0-0
1902		No Varsity	
1903	Oct. 3	Albuquerque Minors	W 8-0
1904	Oct. 18	Menaul High School	W 11-0
1905	Oct. 7	Menaul High School	T 5-5
1906	Oct. 13	Albuquerque Indian School.....	W 27-5
1907	Oct. 21	Albuquerque Indian School.....	W 44-0
1908	Oct. 24	Albuquerque Indian School.....	W 33-0
1909	Oct. 15	El Paso Military	W 15-0
1910	Oct. 21	New Mexico Mines	L 0-9
1911	Nov. 5	New Mexico Military.....	T 0-0
1912	Nov. 9	Albuquerque Indian School.....	L 6-7
1913	Oct. 18	Menaul High School	W 28-0
1914	Oct. 31	Albuquerque Indian School.....	W 46-0
1915	Oct. 30	New Mexico Military.....	L 3-6
1916	Oct. 14	Colorado School of Mines.....	L 0-23
1917	Oct. 20	Menaul High School	W 38-0
1918		No Varsity	
1919	Oct. 18	New Mexico Mines	W 55-0
1920	Oct. 30	Fort Bliss	W 12-0
1921	Nov. 12	Fort Bliss	W 35-0
1922	Sept. 30	Albuquerque Indian School.....	W 33-0
1923	Sept. 29	New Mexico Highlands	W 82-7
1924	Oct. 11	Montezuma College	W 56-0
1925	Oct. 10	Montezuma College	W 10-0
1926	Oct. 2	New Mexico Mines	W 20-0
1927	Oct. 1	New Mexico Mines	W 35-0
1928	Sept. 29	New Mexico Mines	W 45-0
1929	Oct. 5	New Mexico Mines	W 46-0
1930	Oct. 11	New Mexico Highlands	W 45-0
1931	Oct. 24	Occidental	W 14-0
1932	Oct. 8	Northern Arizona	W 6-0
1933	Oct. 6	Northern Arizona	L 0-14
1934	Sept. 29	New Mexico Highlands	W 76-7
1935	Sept. 21	Western New Mexico.....	W 46-0
1936	Sept. 26	Western New Mexico.....	L 0-6
1937	Sept. 25	Western New Mexico.....	W 14-0
1938	Sept. 23	Western New Mexico.....	W 40-0
1939	Sept. 22	Western New Mexico.....	W 29-7
1940	Oct. 4	Western New Mexico.....	W 28-0
1941	Sept. 26	Northern Arizona	W 12-6
1942	Sept. 19	Kirtland Air Force Base.....	W 7-6
1943	Oct. 2	Kirtland Air Force Base.....	W 19-13
1944	Sept. 16	Amarillo Air Force Base.....	L 2-21
1945	Sept. 22	Eastern New Mexico	W 78-0
1946	Sept. 21	Northern Arizona	W 12-7
1947	Sept. 27	Arizona State.....	L 12-25
1948	Oct. 9	New Mexico State	W 61-0
1949	Sept. 24	Wyoming.....	L 14-41
1950	Sept. 23	Northern Arizona	W 78-0
1951	Sept. 22	Northern Arizona	W 55-6
1952	Oct. 4	New Mexico State	W 23-0
1953	Oct. 3	Brigham Young	T 12-12
1954	Oct. 2	Utah State	L 0-6
1955	Sept. 17	New Mexico State	W 14-7
1956	Sept. 29	Utah State	W 27-19

Year	Date	Opponent	Score
1957	Sept. 21	New Mexico State	W 25-7
1958	Oct. 4	Montana	W 44-16
1959	Sept. 19	New Mexico State	L 12-29
1960	Sept. 17	University of Mexico	W 77-6
1961	Sept. 23	New Mexico State	W 41-7
1962	Sept. 15	New Mexico State	W 28-17
1963	Sept. 28	Texas-El Paso	W 23-7
1964	Sept. 26	Montana	W 20-0
1965	Sept. 25	Texas-El Paso	L 14-35
1966	Sept. 17	Utah State	W 17-8
1967	Sept. 16	Idaho State	W 24-3
1968	Sept. 14	Colorado State	L 13-21
1969	Sept. 27	Texas-El Paso	L 6-21
1970	Sept. 19	Iowa State	L 3-32
1971	Sept. 25	Iowa State	L 20-44
1972	Sept. 16	New Mexico State	W 55-20
1973	Sept. 15	New Mexico State	W 48-6
1974	Sept. 14	Colorado State	W 32-23
1975	Sept. 13	Fresno State	W 29-0
1976	Sept. 25	Texas Tech	L 16-20
1977	Oct. 8	Arizona State.....	L 24-45
1978	Sept. 23	Nevada-Las Vegas	W 24-0
1979	Sept. 1	Louisiana Tech.....	W 34-0
1980	Sept. 6	Brigham Young.....	W 25-21
1981	Sept. 26	Air Force.....	W 27-10
1982	Sept. 11	Texas Tech	W 14-0
1983	Sept. 3	Utah	W 17-7
1984	Sept. 8	New Mexico State	W 61-21
1985	Sept. 28	Air Force.....	L 12-49
1986	Sept. 27	San Diego State	L 34-38
1987	Sept. 26	Brigham Young.....	L 25-45
1988	Sept. 3	Fresno State	L 21-68
1989	Sept. 2	Brigham Young.....	L 3-24
1990	Sept. 15	Arizona	L 10-25
1991	Sept. 21	Nevada-Las Vegas	L 22-23
1992	Sept. 5	TCU.....	W 24-7
1993	Sept. 4	Brigham Young.....	L 31-34
1994	Sept. 10	TCU.....	L 29-44
1995	Sept. 2	Northern Arizona	W 45-21
1996	Sept. 7	Northern Arizona	W 49-33
1997	Aug. 30	Northern Arizona	W 33-10
1998	Sept. 5	Idaho State.....	W 38-9
1999	Sept. 11	New Mexico State	L 28-35
2000	Sept. 2	Boise State	L 14-31
2001	Sept. 1	UTEP.....	W 26-6
2002	Aug. 31	Weber State	W 38-24
2003	Aug. 30	Texas State-San Marcos.....	W 72-8
2004	Sept. 3	Washington State.....	L 17-21
2005	Sept. 5	UNLV	W 24-22
2006	Sept. 2	Portland State	L 6-17
2007	Sept. 8	New Mexico State	W 44-34
2008	Aug. 30	TCU.....	L 3-26
2009	Sept. 12	Tulsa	L 10-44
2010	Sept. 11	Texas Tech	L 17-52
2011	Sept. 3	Colorado State	L 10-14
2012	Sept. 1	Southern	W 66-21
2013	Aug. 31	UTSA	L 13-21
2014	Aug. 30	UTEP.....	L 24-31
2015	Sept. 5	Mississippi Valley State	W 66-0
2016	Sept. 1	South Dakota	W 48-21

Record: 75-39-4 (.653)

Year	Date	Opponent	Score	Year	Date	Opponent	Score
1892	Oct. 7	Albuquerque High School	L 0-5	1957	Sept. 21	New Mexico State	W 25-7
1893	Nov. 18	Albuquerque High School	W 4-0	1958	Sept. 20	at New Mexico State	W 16-7
1894	Oct. 27	Albuquerque Indian School.....	L 0-4	1959	Sept. 19	New Mexico State	L 12-29
1895-98		No Varsity		1960	Sept. 17	University of Mexico	W 77-6
1899	Nov. 11	Albuquerque High School	W 5-0	1961	Sept. 23	New Mexico State	W 41-7
1900		No Varsity		1962	Sept. 15	New Mexico State	W 28-17
1901	Nov. 9	Albuquerque High School	T 0-0	1963	Sept. 28	Texas-El Paso	W 23-7
1902		No Varsity		1964	Sept. 19	at Utah	L 0-16
1903	Oct. 3	Albuquerque Minors	W 8-0	1965	Sept. 25	Texas-El Paso	L 14-35
1904	Oct. 18	Menaul High School	W 11-0	1966	Sept. 17	Utah State	W 17-8
1905	Oct. 7	Menaul High School	T 5-5	1967	Sept. 16	Idaho State	W 24-3
1906	Oct. 13	Albuquerque High School	W 28-5	1968	Sept. 14	Colorado State	L 13-21
1907	Oct. 21	Albuquerque Indian School.....	W 44-0	1969	Sept. 20	at Army	L 14-31
1908	Oct. 24	Albuquerque Indian School.....	W 33-0	1970	Sept. 19	Iowa State	L 3-32
1909	Oct. 1	at El Paso Military	L 0-11	1971	Sept. 18	at Texas Tech	W 13-10
1910	Oct. 21	New Mexico Mines	L 0-9	1972	Sept. 16	New Mexico State	W 55-20
1911	Oct. 29	at El Paso Military	L 0-6	1973	Sept. 15	New Mexico State	W 48-6
1912	Nov. 2	at New Mexico Military.....	L 0-20	1974	Sept. 14	Colorado State	W 32-23
1913	Oct. 18	Menaul High School	W 28-0	1975	Sept. 13	Fresno State	W 29-0
1914	Oct. 23	at New Mexico Military.....	L 3-12	1976	Sept. 18	at Texas-El Paso	W 25-7
1915	Oct. 30	New Mexico Military.....	L 3-6	1977	Sept. 10	at Hawai'i	W 35-26
1916	Oct. 7	at Colorado College.....	L 2-47	1978	Sept. 9	at Hawai'i	L 16-22
1917	Oct. 20	Menaul High School	W 38-0	1979	Sept. 1	Louisiana Tech.....	W 34-0
1918		No Varsity		1980	Sept. 6	Brigham Young	W 25-21
1919	Oct. 18	New Mexico Mines	W 55-0	1981	Sept. 5	Houston	L 10-21
1920	Oct. 16	at Colorado College.....	L 3-42	1982	Sept. 4	at Wyoming.....	W 41-20
1921	Oct. 15	at Colorado College.....	L 0-7	1983	Sept. 3	Utah	W 17-7
1922	Sept. 30	Albuquerque Indian School.....	W 33-0	1984	Sept. 8	New Mexico State	W 61-21
1923	Sept. 29	New Mexico Highlands	W 82-7	1985	Sept. 7	at Texas Tech	L 31-32
1924	Oct. 11	Montezuma College	W 56-0	1986	Sept. 6	at Tennessee	L 21-35
1925	Oct. 3	at Colorado College.....	T 0-0	1987	Sept. 5	at Utah	L 20-24
1926	Oct. 2	New Mexico Mines	W 20-0	1988	Sept. 3	Fresno State	L 21-68
1927	Oct. 1	New Mexico Mines	W 35-0	1989	Sept. 2	Brigham Young	L 3-24
1928	Sept. 29	New Mexico Mines	W 45-0	1990	Sept. 1	at New Mexico State	W 29-12
1929	Oct. 5	New Mexico Mines	W 46-0	1991	Aug. 31	at Texas-El Paso	L 19-35
1930	Oct. 4	at Oklahoma	L 0-47	1992	Sept. 5	TCU.....	W 24-7
1931	Oct. 17	at New Mexico Military.....	W 25-0	1993	Sept. 4	Brigham Young	L 31-34
1932	Oct. 8	Northern Arizona	W 6-0	1994	Sept. 3	at Texas Tech	L 31-37
1933	Oct. 6	Northern Arizona	L 0-14	1995	Sept. 2	Northern Arizona	W 45-21
1934	Sept. 29	New Mexico Highlands	W 76-7	1996	Aug. 29	at New Mexico State	W 28-7
1935	Sept. 21	Western New Mexico.....	W 46-0	1997	Aug. 30	Northern Arizona	W 33-10
1936	Sept. 26	Western New Mexico.....	L 0-6	1998	Sept. 5	Idaho State	W 38-9
1937	Sept. 25	Western New Mexico.....	W 14-0	1999	Sept. 4	at Texas-El Paso	L 10-13
1938	Sept. 23	Western New Mexico.....	W 40-0	2000	Aug. 26	at Texas Tech	L 3-24
1939	Sept. 22	Western New Mexico.....	W 29-7	2001	Sept. 1	UTEP.....	W 26-6
1940	Sept. 28	at Wyoming.....	L 3-7	2002	Aug. 24	at North Carolina State	L 14-34
1941	Sept. 25	Northern Arizona	W 12-6	2003	Aug. 30	Texas State-San Marcos.....	W 72-8
1942	Sept. 19	Kirtland Air Force Base.....	W 7-6	2004	Sept. 3	Washington State	L 17-21
1943	Sept. 25	at Colorado College.....	L 7-20	2005	Sept. 5	UNLV	W 24-22
1944	Sept. 16	Amarillo Air Force Base	L 2-21	2006	Sept. 2	Portland State	L 6-17
1945	Sept. 22	Eastern New Mexico	W 78-0	2007	Sept. 1	at UTEP	L 6-10
1946	Sept. 21	Northern Arizona	W 12-7	2008	Aug. 30	TCU.....	L 3-26
1947	Sept. 27	Arizona State.....	L 12-25	2009	Sept. 5	at Texas A&M	L 6-41
1948	Sept. 25	at Colorado	W 9-6	2010	Sept. 4	at Oregon	L 0-72
1949	Sept. 24	Wyoming.....	L 14-41	2011	Sept. 3	Colorado State	L 14-10
1950	Sept. 23	Northern Arizona	W 78-0	2012	Sept. 1	Southern	W 66-21
1951	Sept. 22	Northern Arizona	W 55-6	2013	Aug. 31	UTSA	L 13-21
1952	Sept. 27	at Brigham Young.....	L 10-14	2014	Aug. 30	UTEP.....	L 24-31
1953	Sept. 26	at Utah State	L 0-6	2015	Sept. 5	Mississippi Valley State	W 66-0
1954	Sept. 18	at Brigham Young.....	W 21-12	2016	Sept. 1	South Dakota	W 48-21
1955	Sept. 17	New Mexico State	W 14-7				
1956	Sept. 22	at New Mexico State	W 14-6				
				Overall Record:			
				Home Record:			
				Away Record:			
				66-49-3 (.572)			
				55-23-2 (.700)			
				11-26-1 (.303)			

Year	Date	Opponent	Score
1925	Nov. 7	Arizona.....	L 0-24
1926	Oct. 23	Texas-El Paso.....	W 19-7
1927	Nov. 5	Arizona.....	W 7-6
1928	Oct. 27	New Mexico State.....	W 14-13
1929	Nov. 23	Arizona.....	L 0-6
1930	Nov. 8	New Mexico State.....	L 6-14
1931	Nov. 14	Arizona.....	T 7-7
1932	Oct. 22	New Mexico State.....	T 7-7
1933	Nov. 11	Arizona.....	W 7-0
1934	Nov. 17	New Mexico State.....	W 12-6
1935	Nov. 23	Arizona.....	L 6-38
1936	Nov. 14	New Mexico State.....	L 6-7
1937	Nov. 13	Arizona.....	L 0-23
1938	Nov. 12	New Mexico State.....	W 6-2
1939	Nov. 25	Arizona.....	W 7-6
1940	Nov. 9	New Mexico State.....	W 39-6
1941	Oct. 18	Arizona.....	L 6-31
1942	Nov. 14	West Texas State.....	L 7-13
1943	Oct. 16	Northern Arizona.....	W 21-6
1944	Sept. 30	Colorado College.....	L 7-25
1945	Nov. 10	Utah.....	L 20-21
1946	Nov. 16	Arizona.....	T 13-13
1947	Nov. 22	Texas Tech.....	L 20-26
1948	Nov. 6	Arizona.....	L 6-14
1949	Nov. 19	Texas Tech.....	L 0-27
1950	Nov. 4	Arizona.....	L 0-38
1951	Nov. 17	Brigham Young.....	W 34-0
1952	Nov. 1	Arizona.....	L 7-13
1953	Oct. 31	Denver.....	W 20-18
1954	Nov. 6	Montana.....	W 20-14
1955	Oct. 29	Denver.....	L 6-33
1956	Nov. 17	Montana.....	W 14-13
1957	Nov. 2	Denver.....	L 0-19
1958	Oct. 18	Arizona.....	W 33-13
1959	Oct. 31	Denver.....	W 42-0
1960	Nov. 19	Montana.....	W 24-7
1961	Nov. 4	Utah.....	W 21-16
1962	Oct. 13	Utah State.....	W 14-13
1963	Nov. 16	Air Force.....	L 8-30
1964	Nov. 14	Colorado State.....	W 42-0
1965	Nov. 20	Iowa State.....	W 10-9
1966	Nov. 5	Colorado State.....	L 6-45
1967	Oct. 14	Arizona State.....	L 23-56
1968	Oct. 19	San Jose State.....	L 24-55
1969	Nov. 15	Wyoming.....	W 24-12
1970	Oct. 17	New Mexico State.....	W 24-17
1971	Nov. 6	Utah.....	W 57-39
1972	Nov. 4	San Jose State.....	L 7-14
1973	Nov. 10	Utah.....	L 35-36
1974	Oct. 12	San Jose State.....	L 11-13
1975	Oct. 18	Utah.....	W 27-23
1976	Oct. 30	New Mexico State.....	L 7-16
1977	Oct. 15	Wichita State.....	W 22-17

Year	Date	Opponent	Score
1978	Oct. 14	Texas Tech.....	L 23-36
1979	Oct. 6	San Diego State.....	L 7-35
1980	Oct. 11	Colorado State.....	L 26-31
1981	Oct. 10	Texas-El Paso.....	W 26-3
1982	Oct. 23	New Mexico State.....	W 66-14
1983	Nov. 5	Wyoming.....	W 17-10
1984	Oct. 13	Colorado State.....	L 10-16
1985	Oct. 26	Hawai'i.....	L 17-27
1986	Oct. 11	Texas-El Paso.....	W 24-22
1987	Oct. 10	Hawai'i.....	L 31-41
1988	Oct. 8	Utah.....	L 27-33
1989	Oct. 28	Wyoming.....	L 23-24
1990	Sept. 22	Texas Tech.....	L 33-34
1991	Sept. 28	New Mexico State.....	W 17-10
1992	Oct. 3	San Diego State.....	L 21-49
1993	Oct. 2	Hawai'i.....	W 41-14
1994	Nov. 5	Utah.....	W 23-21
1995	Sept. 30	Air Force.....	L 24-27
1996	Sept. 28	TCU.....	W 27-7
1997	Oct. 4	SMU.....	W 22-15
1998	Oct. 10	Texas-El Paso.....	L 19-22
1999	Oct. 30	UNLV.....	W 27-6
2000	Sept. 23	Northern Arizona.....	W 35-38
2001	Oct. 27	Air Force.....	W 52-33
2002	Oct. 26	Utah.....	W 42-35 (2OT)
2003	Oct. 4	Utah State.....	W 34-7
2004	Oct. 23	San Diego State.....	W 19-9
2005	Oct. 8	BYU.....	L 24-27
2006	Oct. 7	Wyoming.....	L 10-14
2007	Sept. 29	BYU.....	L 24-31
2008	Oct. 4	Wyoming.....	W 24-0
2009	Oct. 24	UNLV.....	L 17-34
2010	Oct. 2	UTEP.....	L 20-38
2011	Sept. 24	Sam Houston State.....	L 45-48 (OT)
2012	Oct. 6	Texas State.....	W 35-14
2013	Sept. 28	UNLV.....	L 42-56
2014	Sept. 26	Fresno State.....	L 24-35
2015	Oct. 17	Hawai'i.....	W 28-27
2016	Oct. 1	San Jose State.....	W 48-41

HOMECOMING RECORD BREAKDOWN

All Games: 44-45-3 (.495)
 vs. Air Force: 1-2
 vs. Arizona: 4-8-2
 vs. Arizona State: 0-1
 vs. Brigham Young: 1-2
 vs. Colorado College: 0-1
 vs. Colorado State: 1-3
 vs. Denver: 2-2
 vs. Fresno State: 0-1
 vs. Hawai'i: 2-2
 vs. Iowa State: 1-0
 vs. Montana: 3-0
 vs. New Mexico State: 7-3-1
 vs. Northern Arizona: 2-0

vs. Sam Houston State: 0-1
 vs. San Diego State: 1-2
 vs. San Jose State: 1-3
 vs. SMU: 1-0
 vs. TCU: 1-0
 vs. Texas-El Paso: 3-2
 vs. Texas State: 1-0
 vs. Texas Tech: 0-4
 vs. UNLV: 1-2
 vs. Utah: 4-4
 vs. Utah State: 2-0
 vs. West Texas State: 0-1
 vs. Wichita State: 1-0
 vs. Wyoming: 3-2

Note: According to The Mirage, UNM's yearbook, homecoming games between 1925-41 were always played against either New Mexico State or Arizona. The exception was 1926 when a field conflict prevented UNM from hosting either team.

INDIVIDUAL					1951	Chuck Hill	1st	29.6	1978		17th	400.6							
RUSHING					1959	Don Perkins	---	34.7	1986		4th	439.1							
					1966	Ken Wagner	---	18.3	1994		6th	472.0							
					1967	Joe Casas	1st	26.2	SCORING OFFENSE										
					1987	Terance Mathis	20th	23.3											
Year	Name	NCAA	Yds.	YPG	1995	Winslow Oliver	2nd	31.7	Year	NCAA	Avg.								
1957	Don Perkins	11th	744	74.4	2000	Larry Davis	---	25.8	1958	---	21.0								
1959	Billy Brown	5th	753	75.3	2006	DeAndre Wright	---	25.9	1986	29th	26.4								
1970	Sam Scarber	21st	961	96.1	2012	Chase Clayton	5th	30.4	2003	33rd	30.1								
1976	Mike Williams	10th	1,240	112.7	2013	Carlos Wiggins	5th	29.6	2016	23rd	36.7								
1977	Mike Williams	19th	1,096	109.6	PUNT RETURNS					RUSHING DEFENSE									
1978	Mike Williams	51st	1,014	84.5															
2003	DonTrell Moore	15th	1,450	111.5						Year	Name	NCAA	Avg.	Year	NCAA	Avg.			
2005	DonTrell Moore	10th	1,298	118.0						1953	Bobby Lee	3rd	19.4	1952	---	114.6			
2006	Rodney Ferguson	23rd	1,234	94.9	1958	Billy Brown	---	16.4	1953	---	145.1								
2016	Teriyon Gipson	18th	1,269	115.4	1959	Tony Gray	---	18.0	1982	13th	104.1								
RUSHING YARDS PER CARRY					1975	Randy Rich	7th	13.0	1983	18th	116.4								
					2016	Teriyon Gipson	1st	8.75	2000	29th	115.3								
2016	Tyrone Owens	2nd	8.01		1977	Max Hudspeth	4th	13.2	2001	5th	87.4								
PASSING YARDS					2008	Ian Clark	2nd	19.7	2003	5th	86.1								
									2004	17th	108.2								
Year	Name	NCAA	Yds.		TACKLES				PASSING DEFENSE										
1967	Terry Stone	1st	1,946																
1975	Steve Myer	2nd	2,501						Year	Name	NCAA	No./Avg.	Year	NCAA	Avg.				
									1993	Ray Wilson, FS	---	157/14.3	1956	---	74.7				
PASSING EFFICIENCY					1998	Brian Urlacher, FS	---	178/14.8	1962	1st	56.8								
					1999	Brian Urlacher, FS	---	154/14.0	1963	---	86.3								
					1986	Ned James	10th	141.6	2009	Carmen Messina, LB	1st	162/13.5	1964	15th	82.9				
					1997	Graham Leigh	8th	153.6	2010	Carmen Messina, LB	27th	115/9.6	1980	---	145.1				
TOTAL OFFENSE					2011	Carmen Messina, LB	T6th	142/11.8	1981	---	162.7								
					2014	Dakota Cox, LB	1st	116/12.9	1989	---	202.3								
									1993	65th	210.2								
									PASS DEFENSE EFFICIENCY										
Year	Name	NCAA	Yds	Year	NCAA	Rating													
1975	Steve Myer	3rd	215.4		2000	25th	105.7												
1978	Brad Wright	5th	200.3	TACKLES FOR LOSS					TOTAL DEFENSE										
1994	Stoney Case	3rd	304.1																
1998	Graham Leigh	19th	242.0							Year	Name	NCAA	No./Avg.	Year	NCAA	Avg.			
									2003	Zach Rupp, DE	---	17/1.31	1952	14th	218.0				
FIELD GOALS					2009	Johnathan Rainey, DE	T24th	15.5/1.29	1962	17th	207.3								
									1964	20th	210.5								
									1980	---	300.2								
									1981	---	290.5								
RECEIVING (Receptions)									1983	18th	298.1								
					Year	Name	NCAA	No.	RPG	2004	25th	323.2							
					1975	Preston Dennard, WR	3rd	59	5.4	SCORING DEFENSE									
					1987	Terance Mathis, WR	5th	73	6.6										
1989	Terance Mathis, WR	4th	88	7.3	Year	NCAA	Avg.												
1990	Eric Morgan, WR	3rd	80	6.7	1963	---	14.3												
1991	Carl Winston, WR	5th	76	6.3	1983	41st	19.4												
1999	Martinez Williams, WR	T35th	50	5.4	1993	50th	23.3												
2007	Marcus Smith, WR	T15th	91	7.0	2004	20th	18.7												
2011	Ty Kirk, WR	61st	47	5.2	TIME OF POSSESSION														
RECEIVING (Total Yards)										Year	NCAA	Avg.							
										2012	2nd	33:47							
										2016	6th	33:54							
					1967	Ace Hendricks, TE	---	67	1,094	SACKS									
1975	Preston Dennard, WR	---	59	962															
1986	Terance Mathis, WR	---	53	955	Year	NCAA	No.	Yards	Avg./game										
1987	Terance Mathis, WR	---	73	1,132	1992	---	40	261	3.6										
1991	Carl Winston, WR	---	76	1,177	2000	---	50	341	4.2										
1997	Pascal Volz, WR	9th	69	1,229	2001	---	26	198	2.4										
2007	Marcus Smith, WR	T24th	91	1,125	2002	---	38	265	2.7										
ALL-PURPOSE YARDS					2003	---	39	227	3.0										
					2004	---	42	309	3.5										
					PASSES DEFENDED					TURNOVER MARGIN									
															Year	Name	NCAA	No.	Year
2004	Brandon Payne, CB	1st	23	1996											13th	+0.91			
2008	Glover Quin, CB	T8th	16	2000											22nd	+0.67			
TEAM					RUSHING OFFENSE					NET PUNTING									
													Year	Name	NCAA	Avg.	Year	NCAA	Avg.
													1957	---	210.4	1954	1st	42.6	
													1959	3rd	289.8	1993	1st	41.8	
1962	10th	242.8	1994	21st	38.0														
1964	10th	211.9	2007	12th	38.0														
1965	20th	206.8	2012	24th	39.0														
1970	2nd	350.1	KICKOFF RETURNS																
1971	2nd	384.5						Year	NCAA	Avg.									
2012	5th	301.2						1954	14th	21.4									
2013	4th	308.8						1956	13th	21.7									
2014	4th	310.4	1959	3rd	25.6														
2015	9th	252.2	1992	12th	23.1														
2016	1st	350.0	1993	5th	25.9														
PASSING OFFENSE					1995	1st	27.1												
					Year	NCAA	Avg.	2013	15th	24.0									
					1967	4th	249.1	PUNT RETURNS											
					1975	2nd	229.1				Year	NCAA	Avg.						
1953	11th	14.8																	
2008	6th	15.4																	

**BILL BRANNIN
MOST VALUABLE PLAYER**

Year	Player	Pos.
1957	Jerry Nesbitt	G
1958	Don Black	E
1959	Don Perkins	HB
1960	Frank Gullick	T
1961	Chuck Cummings	G
1962	Bobby Santiago	RB
1963	Eddie Stokes	C
1964	Stan Quintana	QB
1965	Stan Quintana	QB
1966	Wally Seis	C
1967	Emilio Vallez	TE
1968	David Bookert	TB
1969	Rocky Long	QB
1970	Rocky Long	QB
1971	Rocky Long	QB
1972	Fred Henry	RB
1973	Don Woods	QB
1974	Greg Jones	DE
1975	Steve Myer	QB
1976	Robin Cole	DE
1977	Mike Williams	TB
1978	Mike Williams	TB
1979	Mike Forrest	LB
1980	Bob Shupryt	LB
1981	Johnny Jackson (LB) / Greg Azar	NT
1982	Johnny Jackson (LB) / David Osborn	QB
1983	Buddy Funck	QB
1984	Willie Tural	TB
1985	Billy Rucker	QB
1986	Ned James	QB
1987	Terance Mathis	WR
1988	Al Owens	WR
1989	Terance Mathis	WR
1990	John Bell	DE
1991	Kim McCall	LB
1992	Winslow Oliver	TB
1993	Stoney Case	QB
1994	Stoney Case	QB
1995	Winslow Oliver	TB
1996	Donald Sellers	QB
1997	Graham Leigh	QB
1998	Brian Urlacher	FS
1999	Brian Urlacher	FS
2000	Mike Barnett	LB
2001	Jarrold Baxter	RB
2002	DonTrell Moore	RB
2003	DonTrell Moore	RB
2004	DonTrell Moore	RB
2005	DonTrell Moore	RB
2006	Rodney Ferguson	RB
2007	Rodney Ferguson	RB
2008	Glover Quin	CB
2009	Erik Cook	C
2010	Lucas Reed	TE
2011	Carmen Messina	LB
2012	Kasey Carrier	RB
2013	Kasey Carrier	RB
2014	Jhurell Pressley	RB
2015	Jhurell Pressley	RB
2016	Teriyon Gipson	RB

**REESE HILL AWARD
(Top Offensive Player)**

Year	Player	Pos.
1981	Keith Magee	WR
1982	David Osborn	QB
1983	Buddy Funck	QB
1984	Willie Tural	TB
1985	Willie Tural	TB
1986	Ned James	QB
1987	Terance Mathis	WR
1988	Al Owens	WR
1989	Terance Mathis	WR
1990	Mike Henderson	WR
1991	Carl Winston	WR
1992	Winslow Oliver	TB
1993	Turhon O'Bannon	WR
1994	Stoney Case	QB
1995	Winslow Oliver	TB
1996	Donald Sellers	QB
1997	Pascal Volz	WR
1998	Martinez Williams	WR
1999	Jarrold Baxter	RB
2000	Ted Iacenda	RB
2001	Jarrold Baxter	RB
2002	Casey Kelly	QB
2003	DonTrell Moore	RB
2004	Hank Baskett III	WR
2005	Hank Baskett III	WR
2006	Rodney Ferguson	RB

2007	Travis Brown	WR
2008	Rodney Ferguson	RB
2009	Erik Cook	C
2010	Lucas Reed	TE
2011	B.R. Holbrook	QB
2012	Kasey Carrier	RB
2013	Kasey Carrier	RB
2014	Jhurell Pressley	RB
2015	Jhurell Pressley	RB
2016	Teriyon Gipson	RB

**COLONEL H.J. GOLIGHTLY
(Top Defensive Player)**

Year	Player	Pos.
1959	Chuck Roberts	DB
1960	John Shaski	LB
1961	Jay McNitt	DB
1962	Larry Jasper (E) / John Kosor	DT
1963	Eddie Stokes	LB
1964	Wayne Tvrdik	T
1965	Paul Smith	T
1966	Jim Boller	LB
1967	Joe Casas	S
1968	Woody Jones	T
1969	Houston Ross	LB
1970	Houston Ross	LB
1971	Mike Buck	DE
1972	Steve Bradshaw	DE
1973	Randy Rich	SS
1974	Greg Jones	DE
1975	Randy Rich	SS
1976	Robin Cole	DE
1977	Robert Rumbaugh	DT
1978	Mike Forrest	LB
1979	Charlie Baker	DE
1980	Bob Shupryt	LB
1981	Greg Azar	NG
1982	Johnny Jackson	LB
1983	Jimmie Carter	DE
1984	Ray Hornfeck	FS
1985	Bob Umdenstock	DE
1986	Tom Cole	DE
1987	Kirk Allen	LB
1988	John Bell	DE
1989	Nate Morris (LB) / Brett Heber	CB
1990	Steve Vaipulu	LB
1991	Kim McCall	LB
1992	Jesse Becton	LB
1993	Eric Jack	CB
1994	Blake Irwin	LB
1995	Roston Thomas	LB
1996	Ramos McDonald	CB
1997	Ramos McDonald	CB
1998	Brian Urlacher	FS
1999	Brian Urlacher	FS
2000	Mike Barnett	LB
2001	Gary Davis	LB
2002	Billy Strother	LB
2003	Billy Strother	LB
2004	Nick Speegle	LB
2005	Gabriel Fulbright	CB
2006	Quincy Black	DE
2007	OJ Swift (S) / Michael Tuohy	DE
2008	Glover Quin	CB
2009	Carmen Messina	LB
2010	Seth Johannemann	DE
2011	Carmen Messina	LB
2012	Dallas Bollema	LB
2013	Dallas Bollema	LB
2014	Dakota Cox	LB
2015	Dakota Cox	LB
2016	Daniel Henry	DB

**OUTSTANDING
OFFENSIVE LINEMAN**

Year	Player	Pos.
1981	Paul Zamprelli	C
1982	Don Elliot	OL
1983	Dave Uranich	OL
1984	Mike Carter	OG
1985	Scott Maney	C
1986	Steve Paar	C
1987	Barry Luther	OG
1988	Jeff Howes	C
1989	Kurt Jensen	C
1990	Ron Shipley	OT
1991	Steve Slater	OG
1992	Kenny Thomas	OG
1993	Klint Hall	OT
1994	Alex Crowder	ST
1995	Brandon Turner	C
1996	Kevin Ned	OG
1997	Chris Wallace	OG
1998	Jason Carson	C

1999	Josh Brown	OT
2000	Jon Samuelson	OT
2001	Jeremy Sorenson	OG
2002	Claude Terrell	OG
2003	Jason Lenzmeier	OT
2004	Claude Terrell	OT
2005	Ryan Cook	C
2006	Robert Turner	OG
2007	Devin Clark	OT
2008	Erik Cook	C
2009	Joshua Taufalele	OG
2010	Byron Bell	OT
2011	Dillon Farrell (OT) / LaMar Bratton	C

**CHUCK CUMMINGS
MEMORIAL AWARD
(Morale and Spirit)**

Year	Player	Pos.
1964	Chuck Kelly	FB
1965	John Anderson	OG
1966	Rex Henington	DT
1967	Jerry Pollard	OG
1968	Rick Beitler	QB
1969	Rocky Long	QB
1970	Sam Scarber	FB
1971	Rocky Long (QB) / Bob Gaines	S
1972	George Oakes	DT
1973	George Anderson	HB
1974	John Gener	OG
1975	Randy Rich	SS
1976	Mike Williams	FB
1977	Mike Williams	FB
1978	Mike Williams	FB
1979	Frank Giddens	OG
1980	No award	
1981	Bill Albrechtsen	DL
1982	David Uranich	OT
1983	Derwin Williams	WR
1984	David Uranich	OT
1985	Lon Nunley	DT
1986	Ron Keller	P
1987	Shane Hall	RB
1988	Chris Houston	LB
1989	Curtis Crews	CB
1990	Curtis Crews	CB
1991	Joey Kowalczyk	WS
1992	Willie Barry (DT) / Greg Oliver	WR
1993	Joey Kowalczyk (WR) / Kenny Thomas	OT
1994	Dan Coverley (LB) / David Sloan	TE
1995	Winslow Oliver	TB
1996	Milton Thomas	WR
1997	Milton Thomas	WR
1998	Danny Gonzales	P
1999	Daniel Reyes	LB
2000	Jarrold Baxter	RB
2001	Jarrold Baxter	RB
2002	Daniel Kegler	DE
2003	Daniel Kegler	DE
2004	Claude Terrell	OT
2005	Robert Turner	OG
2006	Curtis Pino	TE
2007	Marcus Smith	WR
2008	Ian Clark	S
2009	Frankie Solomon	S
2010	Cody Neely	LB
2011	Carmen Messina	LB
2012	Matt Raymer	OL
2013	Dillon Farrell	OL
2014	LaMar Bratton	OL
2015	Eden Mahina	OL
2016	Daniel Henry	DB

**CLYDE HILL AWARD
(Most Improved Player)**

Year	Player	Pos.
1981	Jerry Apodaca	CB
1982	Mark Eastham	DE
1983	Scott Skene	OL
1984	Wes Henson	LB
1985	Donnie DeYoung	OT
1986	Kevin Burgess	RB
1987	Scott Howard	FB
1988	Al Owens	WR
1989	Mike Good	LB
1990	Kano Brown	WR
1991	Mike Smith	LB
1992	Stoney Case	QB
1993	Brian Baca (OG) / Calvin Carr	CB
1994	Abe Ghoston	TB
1995	Calvin Allen	OT
1996	Gavin Pearlman	WR
1997	Scott McGarrahan	FS
1998	Jimmy McGrew	WR
1999	Lennox Gordon (TB) / Chris Wallace	OG

1997	Jameal Woods	CB
1998	Walter Bernard (CB) / Brian Johnson	TE
1999	Sean Stein	QB
2000	Rudy Caamano	QB
2001	Casey Kelly	QB
2002	DonTrell Moore	RB
2003	Zach Rupp	DE
2004	Brandon Payne	CB
2005	Mike Powdrell	CB
2006	Donovan Porterie	QB
2007	Marcus Smith	WR
2008	Ian Clark	S
2009	Brad Gruner	QB
2010	Kendall Briscoe	DT
2011	Daryl Jones	WR
2012	Josh Fussell (FB) / Karlin Givens	OG
2013	Jonathan Washington	OG
2014	Matt Raymer	S
2015	Cole Gautsche	QB
2016	Lamar Jordan	QB
2017	Jake Rothschilder	DB
2018	Tyrone Owens	RB

**1st TEAM AWARD
(unselfish devotion to team)**

Year	Player	Pos.
1969	Roy Muller	HB
1970	Jerry Buckner	LB
1971	Rodney Wallace	DT
1972	Phil Franczyk	HB
1973	Steve Fuller	HB
1974	Ron Dauphin	C
1975	Bob Supergan	S
1976	Chester Goodson	CB
1977	Ken Ferry	RB
1978	Smokey Turman	TB
1979	Joe Maloof	CB
1980	Curt McGill	QB
1981	Matt Schaefer	LB
1982	No award	
1983	Michael Johnson	TB
1984	Ron Tamura	LB
1985	John Lane	TE
1986	Mark Eastham	DE
1987	Mike Mazzella	TE
1988	Jeff Apodaca	CB
1989	Joe Bibbo	K
1990	Terence Donaldson	DL
1991	Scott Maney	C
1992	Scott Howard	FB
1993	Phillip Vaughan	DE
1994	Rick Walsh	K
1995	Jimmy Marshall	CB
1996	Darius Harris	CB
1997	Guy Collura	OG
1998	Steve Daley	LB
1999	Kurt Jensen	C
2000	Karl Logan	SS
2001	Fred Easter	CB
2002	Jeremy Leach	QB
2003	Troy Rossean	P
2004	Doug Zikan	LB
2005	Marcus Goodloe	WR
2006	Justin Hall	C
2007	Eric Young	TB
2008	Scott Peterson	QB
2009	Jeff Houghtaling	WR
2010	Brian Brazier	S
2011	Roy White	OT
2012	Danny Gonzales	P
2013	Daniel Reyes	LB
2014	Rantie Harper	FS
2015	Mohammed Konte	LB
2016	Justin Millea	QB
2017	Casey Kelly	QB
2018	Martin Romero	WR
2019	Aaron Brack	WR
2020	Ben Wysong	S
2021	Bryan Clamplitt	QB
2022	Brandon Johnson	S
2023	Tray Hardaway	LB
2024	Donovan Porterie	QB
2025	Nick Wilhelm	WR
2026	B.R. Holbrook	QB
2027	B.R. Holbrook	QB
2028	Mat McBain	LB
2029	Trajuan Briggs	LB
2030	Tyler Duncan	WR
2031	David Anaya	RB
2032	Jack Lamm	

1939 SUN BOWL

Jan. 2, 1939 • El Paso, Texas
Utah 26, New Mexico 0

Playing in its first bowl game, the New Mexico Lobos were shut out by the Utah Utes 26-0 in the 4th Annual Sun Bowl at Kidd Field in El Paso.

(Note: The remainder of this story was written by Albuquerque Journal Sports Editor Paul Weeks and edited by UNM Media Relations.)

Like a kite that had flown too high, New Mexico's far-famed "dipsy-doo" football circus blew up and out of control before 13,000 disappointed Sun Bowl fans with a powerful tribe of Utah Indians (as they were called at the time) pouring on a humiliating 26-0 defeat.

The Utes matched their conservative style of the game as taught by Coach Ike Armstrong against the once-colorful attack of the Hilltoppers (as the Lobos were sometimes called) to claim gridiron superiority as Big Seven champions over the Lobos, co-champs of the Border league.

Never did New Mexico fall so miserably during the entire season as against the white-shirted tribe. Observers declared the team had conquered foes with power equal to the Utes, but there were no alibis for the Sun Bowl loss. It was on the same field that the Cherry and Silver met its first defeat of the season against Texas Mines (now UTEP).

Placed on equal ground before the fray, the two teams were as unevenly matched as a flyweight in the ring with a heavy. The Utes smashed across two touchdowns in the first quarter and followed it up with a 20-0 margin at the half. When New Mexico did not take advantage of breaks given them in the last periods, the Utes coasted in to another score, using two teams with equal results.

Though the bowl was not filled to capacity, more than 500 perched on the barren hills surrounding the field. The crowd stripped overcoats and concessionaires did a rush business in sun glasses because of the summery temperature. The tang of autumn football weather was entirely lacking.

STATISTICS

	UNM	UTAH
First Downs	12	16
Rushing Yards	179	379
Passing Yards	59	18
Passing	4-11-4	1-4-1
Total Offense	212	384
Fumbles-Lost	3-1	1-1
Penalties-Yards	5-35	9-55
Punts-Avg.	9-40.8	8-30.5

SCORING BY QUARTERS

Utah	14	6	0	6	—	26
New Mexico	0	0	0	0	—	0

SCORING SUMMARY

Utah - Pace 15 run (McGarry kick) - 1st
Utah - Peterson 64 interception return (McGarry kick) - 1st
Utah - Peterson 9 run (kick failed) - 2nd
Utah - Gehrke 10 run (kick failed) - 4th

Weather: Clear, 70 degrees
Attendance: 13,000

1944 SUN BOWL

Jan. 1, 1944 • El Paso, Texas
Southwestern 7, New Mexico 0

(Note: The following story was written by A.V. Gullette from the Associated Press and edited by UNM Media Relations.)

A final quarter forward pass, starring tailback R.W. MacGruder of San Marcos, gave Southwestern of Texas a 7-0 victory over the University of New Mexico in the 9th Annual Sun Bowl.

The 37-yard toss from fullback R.L. Cooper clicked after the underdog New Mexico Lobos had beaten back the highly-touted ground game of Southwestern's Pirates through three quarters and eight minutes of the final period. The Pirates took the ball at the start of the fourth quarter on the 13. A pass, MacGruder to Cooper, made 27 and the two backs hit the line for a first down and MacGruder broke loose for 22 yards to the New Mexico 19.

Here New Mexico held and taking the pigskin, punted to the 46. Cooper passed to Hollon, Pirate end, for a first down and then to MacGruder for the winning tally.

The Lobos threatened only twice, in the second and third periods, but could not get beyond the Southwestern 16.

The game started under cloudy skies, but the sun broke through in the second half and playing conditions were nearly ideal.

The vaunted Southwestern defense held the Lobos to just four first downs and 48 yards total offense.

STATISTICS

	UNM	SW
First Downs	4	12
Rushing Yards	38	214
Passing Yards	10	65
Passing	3-10-0	7-10-1
Total Offense	48	279
Fumbles-Lost	1-0	1-1
Penalties-Yards	4-20	4-20
Punts-Avg.	11-38	5-35
Punt Returns	2-7	4-66
Kickoff Returns	1-17	1-30

SCORING BY QUARTERS

Southwestern	0	0	0	7	7
New Mexico	0	0	0	0	0

SCORING SUMMARY

SW - MacGruder 34 pass from Cooper (Collins kick) - 4th

Weather: Partly Cloudy, 60 degrees
Attendance: 18,000

1946 SUN BOWL

Jan. 1, 1946 • El Paso, Texas
New Mexico 34, Denver 24

(Note: The following story was written by the Associated Press and Albuquerque Journal writer Clayton Byers. It was edited by UNM Media Relations.)

Don Rumley, a 19-year-old Navy reservist from Princeton, Ill., led New Mexico to a 34-24 victory over Denver University in the 11th Annual Sun Bowl. The 180-pound halfback passed for three touchdowns and rushed for another in the highest scoring game in the 11 years of this New Year's Day football event.

A crowd of 15,000 was on its feet throughout a 28-point fourth period in which New Mexico came from behind to capture its first bowl victory in three attempts. It was also the first victory for a Border Conference team in the El Paso game's history.

Denver, Big Seven champion, rolled up 10 points before New Mexico countered, and remained dangerous the last scoring its final touchdown with less than two minutes to play.

A 63-yard dash with an interception sent fullback Rudy Krall over with UNM's first score in the second period. Krall and Rumley engineered a 70-yard drive to set up the next score when Rumley scooted in from nine yards for a 13-10 Lobo lead.

Then, after a scoreless New Mexico third period, when Denver had regained the lead at 17-13, Rumley whipped out two aeriels for touchdowns to sub end William Moseley and a third to Lavon McDonald.

One reason the Lobos were Sun Bowl champs is a story of gridiron heroism. It's about Fred Doar, UNM's star center, chief linebacker and kicker.

The 210-pound Navy trainee was on the bottom of a heap in the first play of the game. After that he played outstanding ball stopping Denver backs time after time. But teammates noticed their captain wasn't "talking it up" as usual. In fact, he was silent. X-rays after the game showed that Doar had broken his jaw in two places on the first play.

Blue skies and a blazing sun made it baseball weather for the game. Nearly 16,000 short-sleeved customers heard a minister intone a prayer dedicating this game to the nine members of the Lobos' 1939 Sun Bowl team who left the football field to die on the battle field during World War II.

STATISTICS

	UNM	DENVER
First Downs	15	13
Rushing Yards	171	238
Passing Yards	207	39
Passing	8-12-1	3-16-1
Total Offense	378	277
Fumbles-Lost	1-1	1-0
Penalty Yards	90	25
Punt Avg.	40	33
Punt Returns	18	94
Kickoff Returns	5-111	7-113

SCORING BY QUARTERS

Denver	10	0	7	7	24
New Mexico	0	13	0	21	34

SCORING SUMMARY

DU - Karamigos 21 run (Redding kick) - 1st
DU - Miller 28 FG - 1st
UNM - Krall 65 interception return (kick failed) - 2nd
UNM - Rumley 9 run (Doar kick) - 2nd
DU - Adams 2 run (Redding kick) - 3rd
UNM - Moseley 37 pass from Rumley (Doar kick) - 4th
UNM - Moseley 47 pass from Rumley (Doar kick) - 4th
UNM - McDonald 28 pass from Rumley (Doar kick) - 4th
DU - Karamigos 35 pass from Cochran (Redding kick) - 4th

Weather: Sunny, 70 degrees
Attendance: 15,000

1947 HARBOR BOWL

Jan. 1, 1947 -- San Diego, Calif.
New Mexico 13, Montana State 13

(Note: The following story was written by the Associated Press and was edited by UNM Media Relations.)

The University of New Mexico Lobos came from behind to earn a 13-13 tie with Montana State College in the first San Diego Harbor Bowl before a crowd of 7,000.

Both teams displayed a flashy brand of football which kept the fans on edge throughout.

New Mexico opened the scoring soon after the game started when Hubert Hackett connected on a 26-yard pass to Lou Cullen. Hackett's place kick was wide.

Montana State surged back shortly after the second period started sparked by Neil Brooks 48-yard dash from scrimmage to paydirt. The placekick was blocked but Gene Bourdet picked up the ball and ran over for the extra point (allowed at this time).

Bill Nelson set the stage for the next score when he took Bourdet's short pass at midfield and streaked 42 yards down the sideline to the Lobo 8. After three plays netted just one yard, Bourdet passed to Ken Card on fourth down putting the Bobcats in front. The kick was again blocked.

The Lobos tied the count early in the fourth quarter as Cullen and quarterback Bryan Brock combined to engineer a 75-yard drive on the ground and through the air. Brock scored from two yards out cutting over tackle. Hackett's kick was good to knot the score.

The Lobos had a chance to win the game in the final minutes. UNM drove to the Montana State 12, however, Brock was thrown for a 12-yard loss. Hackett eventually tried a field goal from 35 yards out but failed.

STATISTICS

	UNM	MSU
First Downs	12	12
Rushing Yards	182	155
Passing Yards	83	180
Passing	4-13-3	7-16-3
Total Offense	265	335
Punt Avg.	38.0	50.0

SCORING BY QUARTERS

Montana State	0	13	0	0	13
New Mexico	6	0	0	7	13

SCORING SUMMARY

UNM - Cullen 26 pass from Hackett (kick failed) - 1st
MSU - Brooks 48 run (Bourdet run) - 2nd
MSU - Card 7 pass from Bourdet (kick blocked) - 2nd
UNM - Brock 2 run (Hackett kick) - 4th

Weather: Clear, 60 degrees
Attendance: 7,000

1961 AVIATION BOWL

Dec. 9, 1961 -- Dayton, Ohio
New Mexico 28, Western Michigan 12

(Note: The following story was written by Albuquerque Journal Sports Editor Dan Russell and was edited by UNM Media Relations.)

New Mexico struck for early touchdowns in both the first and third quarters to defeat Western Michigan, 28-12 in a chilled Aviation Bowl football game.

Freezing weather, including sleet and snow, nearly grounded the inaugural (and only) Aviation contest and limited the contest to approximately 4,000 fans even though advance sales had surpassed 5,000.

New Mexico drove for two touchdowns to open the game and to also open the second half. Then it capitalized on Western errors to add the two other touchdowns.

Two fumble recoveries in the first quarter helped set up the second touchdown of the game. Chuck Cummings intercepted a pass and streaked 43 yards for the final Lobo touchdown.

Quarterback Jim Cromartie plunged for three yards for New Mexico's first touchdown. Halfback Bobby Santiago picked up the second touchdown from 10 yards out, and Bobby Morgan also went over from the 10 for the third score.

Santiago, who suffered bruised ribs at the end of the first half and saw only limited action in the second half, was voted the top back of the game. Santiago gained a total of 86 yards and had a 60-yard touchdown run nullified by a clipping penalty. Cummings was voted the outstanding lineman.

"Our kids were really up," said UNM head coach Bill Weeks. "They came to play and they hit hard and executed well throughout. Santiago and Cummings were outstanding and I felt that Bobby Morgan had his best game of the year."

STATISTICS

	WMU	UNM
First Downs	18	20
Rushing Yards	36-96	51-339
Passing Yards	207	0
Passing	18-33-2	0-3-0
Total Offense	69-303	54-339
Fumbles-lost	4-3	2-0
Punt Avg.	4-36	7-33.3
Penalties	4-30	10-90

SCORING BY QUARTERS

Western Michigan	6	0	0	6	—	12
New Mexico	14	0	14	0	—	28

SCORING SUMMARY

1st - 13:45 - UNM - Cromartie 3 run (kick blocked)
1st - 7:08 - UNM - Santiago 10 run (Morgan run)
1st - (0:28) - WMU - White 4 run (run failed)
3rd - (9:48) - UNM - Morgan 10 run (run failed)
3rd - (2:44) - UNM - Cummings 43 interception (Bradford run)
4th - (13:22) - WMU - Cooke 5 pass from Chlebek (pass failed)

INDIVIDUAL STATISTICS

Rushing: Morgan 13-98, 1 TD, Santiago 13-86, Cromartie 4-49, 1 TD, Ness 8-40, Ottman 6-36, Hancock 3-20, McNitt 3-5, Duke 2-5, Bradford 3-1.
Passing: Cromartie 0-2, Morgan 0-1.
Punting: Fitzsimmons 7-33.3.
Punt Returns: Bradford 2-1.
Kickoff Returns: Morgan 2-59, Bradford 1-35, Kosor 1-11.
Interceptions: McNitt 1-32, Cummings 1-43, 1 TD.

Weather: Snow, Sleet, 33 degrees
Attendance: 3,694

1997 INSIGHT.COM BOWL

Dec. 27, 1997 -- Tucson, Ariz.
Arizona 20, New Mexico 14

New Mexico would lose its first bowl game in 36 years, 20-14, on Arizona's home field. The Cats struck first, scoring on Kelvin Eafon's 15-yard touchdown run midway through the first quarter.

UNM took almost no time in the second stanza to knot the score. Graham Leigh ran 17 yards for a first down, then tossed a 15-yard TD pass to senior Milton Thomas. Colby Cason's PAT tied the score at 7-7 and completed the eight-play 69-yard scoring drive.

On Arizona's next possession, quarterback Brady Batten threw for 51 yards and Trung Canidate ran for 13 more, including a three-yard touchdown, which allowed the Wildcats to reclaim the lead, 13-7. UA missed the PAT.

The Lobos marched right back down the field, reeling off a 14-play, 45-yard drive. UNM could not cash in on its possession, however, as Colby Cason missed a 37-yard field goal.

The second half began in a disastrous fashion for the Lobo offense, as it went three-and-out on its first possession, then Leigh threw two consecutive interceptions. The resiliency of the UNM defense was the only thing preventing Arizona from increasing its lead, as the Lobos forced the Wildcats to punt on each of their first two series.

After Leigh's second interception of the quarter - his third of the game - UA capitalized. Canidate rushed for 30 yards, culminating with Eafon's 1-yard TD. The score upped Arizona's lead to 20-7 with 2:07 left in the third quarter.

Once again, UNM would not allow Arizona to keep its momentum. Leigh found Brian Messer for a 35-yard gain on the Lobos' first play from scrimmage. Two plays later, Leigh found Chris Shelton over the middle for an 18-yard gain to the Wildcat four. Leigh found paydirt on the next play, and with the five-play, 60-yard drive, New Mexico was right back in the game, trailing only 20-14.

New Mexico would get one more chance to stage a rally, taking over at the UA 48 with 5:31 remaining. On second-and-nine, Leigh dropped back and spotted Pascal Volz flashing across the middle downfield. His pass sailed just a bit, however, landing right in the arms of Wildcat DB Kelly Malveaux to seal it for the Cats.

STATISTICS

	UNM	UA
First Downs	16	19
Rushing	35-140	59-209
Passing Yards	150	89
Passing	12-32-4	7-22-2
Total Offense	67-290	81-298
Fumbles-Lost	0-0	0-0
Penalties-Yards	9-60	5-39
Interceptions-Yards	2-11	4-45
Punts-Average	7-40.7	9-38.7
Punt Returns-Yards	4-18	3-9
Kickoff Returns-Yards	4-71	2-50
Possession Time	24:15	35:45
Third Down Conversions	5-15	2-12
Sacks	0-0	2-12

SCORING BY QUARTERS

New Mexico	0	7	7	0	14
Arizona	7	6	7	0	20

SCORING SUMMARY

1st - (6:30) - UA - Eafon 15-yard run (McDonald kick)
2nd - (12:05) - UNM - Thomas 15-yard pass from Leigh (Cason kick)
2nd - (7:50) - UA - Canidate 3-yard run (kick failed)
3rd - (2:07) - UA - Eafon 1-yard run (McDonald kick)
3rd - (0:26) - UNM - Leigh 4-yard run (Cason kick)

INDIVIDUAL STATISTICS

Rushing: G. Leigh 17-79, 1 TD, Gordon 3-42, R. Johnson 6-23, Shelton 3-3, Marion 6-(-7).
Passing: G. Leigh 12-32-4, 150, 1 TD.
Receiving: Volz 5-51, Thomas 3-39, 1 TD, Messer 1-35, Shelton 1-18, Doran 1-15, R. Johnson 1-(-8).
Punting: Bloom 7-40.7. **Punt Returns:** Smith 4-18, White 1-10.
Kickoff Returns: Oliver 3-61.
Interceptions: McDonald 1-11, Stanton 1-0.

Weather: Clear, 47 degrees
Attendance: 49,385

2002 LAS VEGAS BOWL

Dec. 25, 2002 -- Las Vegas, Nev.
UCLA 27, New Mexico 13

The Lobo football team did more giving than receiving on Christmas Day, giving the UCLA Bruins three turnovers, which they turned into 17 points, as UCLA beat New Mexico 27-13 in the Sega Sports Las Vegas Bowl.

Following a DonTrell Moore fumble, UCLA got on the board first with a Nate Fikse 49-yard field goal. UNM then took a 6-3 lead when senior cornerback Desmar Black picked off UCLA QB Drew Olson's pass in the flat and returned it 55 yards for a touchdown at the 8:20 mark of the first quarter. Junior kicker Katie Hnida then made her first career appearance, but had her extra point blocked. Already the first and only woman to dress for an NCAA Division I bowl game, Hnida became the first woman to make an appearance in an NCAA Div. I-A football game.

"I made the decision to let Katie (Hnida) kick the first extra point," head coach Rocky Long said. "She has been a vital part of this team all year, and I felt that she deserved the opportunity to make a play."

The Lobos' had a chance to increase their lead in the second quarter after driving to the UCLA 17, but Kenny Byrd's 34-yard FG attempt sailed wide right, ending a UNM streak of 19 straight scores in the red zone. Fikse connected on his second field goal from 39 yards out to knot the game at 6-6 with 6:21 remaining in the second quarter. The kick was set up by a questionable pass interference penalty on the Lobos in the end zone.

The UCLA special teams rose to the occasion when Craig Bragg took a punt back 74 yards early in the third to give the Bruins a 13-6 lead. More bad luck followed in the fourth quarter as QB Casey Kelly's throw bounced off the back of TE Zach Cresap into the waiting arms of Jarrod Page. Page returned it 29 yards for a touchdown to give UCLA a 20-6 advantage.

On the next Lobo possession, WR Joe Manning caught a pass from Kelly only to be stripped of the ball. New Mexico's third turnover of the game set up a 1-yard leap by freshman Tyler Ebelle, handing the Bruins a 27-6 lead. Kelly found Manning in the back of the end zone for a touchdown that brought the Lobos to within 27-13, but New Mexico would get no closer.

Kelly finished with a season-high 237 yards. Moore, hobbled by a sprained right ankle late in the second quarter, was limited to 17 yards on 14 carries. The defense certainly did its part, holding the Bruins to a season-low 167 yards. UCLA only had to travel 76 yards for its three offensive scores, two field goals and a touchdown.

STATISTICS

	UNM	UCLA
First Downs	15	9
Rushing	34-45	39-73
Passing Yards	237	94
Passing	18-35-1	12-22-1
Total Offense	69-282	61-167
Fumbles-Lost	4-2	1-0
Penalties-Yards	9-68	10-108
Interceptions-Yards	1-55	1-29
Punts-Average	6-38.5	8-44.9
Punt Returns-Yards	6-18	3-96
Kickoff Returns-Yards	5-100	2-50
Possession Time	28:47	31:13
Third Down Conversions	5-16	4-15
Sacks	0-0	2-12

SCORING BY QUARTERS

New Mexico	6	0	0	7	13
UCLA	3	3	7	14	27

SCORING SUMMARY

1st - (10:24) - UCLA - Fikse 49 FG
1st - (8:20) - UNM Black 55 int. return (Hnida PAT blocked)
2nd - (4:53) - UCLA - Fikse 39 FG
3rd - (13:04) - UCLA - Bragg 74 punt return (Fiske kick)
4th - (14:07) - UCLA - Page 29 int. return (Fiske kick)
4th - (10:40) - UCLA - Ebelle 1 run (Fikse kick)
4th - (5:31) - UNM - Manning 11 pass from Kelly (Byrd kick)

INDIVIDUAL STATISTICS

Rushing: Moore 14-17, Brody 4-17, Counter 1-9, Boyd 2-5, Millea 3-4, A. Byrd 1-1, Kelly 8-(-4).
Passing: Kelly 18-32-1, 237, 1 TD.
Receiving: Counter 5-78, Farrell 4-78, Manning, 3-42, 1 TD, Moore 3-13, Cresap 1-15, Thomas 1-7, Penley 1-4.
Punting: Gaus 6-38.5.
Punt Returns: Counter 6-18. **Kickoff Returns:** Ratcliff 3-56, Gregory 1-23, Fulbright 1-21. **Interceptions:** Black 1-55, 1 TD.
Weather: Clear, 50 degrees
Attendance: 30,324

2003 LAS VEGAS BOWL

Dec. 24, 2003 -- Las Vegas, Nev.
Oregon State 55, New Mexico 14

Steven Jackson tied a bowl game record with five touchdowns, and Oregon State's defense overwhelmed mistake-plagued New Mexico in a 55-14 win. Jackson ran for 149 yards on 28 carries. He caught a 34-yard pass from Derek Anderson five minutes into the game and added touchdown runs of 3, 11, 6, and 1 yards.

Former NFL star Barry Sanders scored five touchdowns for Oklahoma State against Wyoming in the 1988 Holiday Bowl, and Sheldon Canley of San Jose State had five against Central Michigan in the 1990 California Bowl.

The Lobos' scores came on a 27-yard pass from Casey Kelly to Hank Baskett in the first quarter and Kole McKamey's 17-yard toss to Dwight Counter in the fourth.

Unable to run or pass against OSU's defense, the Lobos had only one first down in the first half and 21 total yards through the first three quarters. The stats also included 6 yards rushing, seven first downs and 127 total yards.

New Mexico got its second first down on a 46-yard pass from wide receiver Baskett to Counter with just more than 10 minutes left. DonTrell Moore, who led the Mountain West Conference with 1,438 yards this season, finished with 12 yards on 10 carries. His second-quarter fumble at the New Mexico 15 led to Jackson's third TD and second in a span of 1:39.

New Mexico had the fourth-best rushing defense in the country this season, but after gaining just 11 yards in the first quarter, Jackson found plenty of holes and scoring chances.

Oregon State scored on its first two possessions, with Jackson catching a 34-yard screen pass from Anderson on third-and-19 and Kirk Yliniemi booting a 21-yard field goal.

New Mexico kept the Beavers' touchdown drive going with an unsportsmanlike conduct penalty for celebrating too long and too loudly after stopping Jackson for a 2-yard loss on third down at the OSU 40. The Lobos then sacked Anderson for a 10-yard loss, but the Lobos were offside on the play.

Both teams entertained the Christmas Eve crowd of 25,437 with first-half trick plays that produced a touchdown for the Beavers and set up New Mexico's first score.

The Beavers scored on the final play of the first quarter on a 42-yard flea flicker. Anderson handed off to Jackson, who tossed it back to the quarterback for a pass to Mike Hass, who had beaten cornerback Brandon Payne.

New Mexico used a pass from wide receiver Michael Brunner to backup quarterback McKamey to set up the Kelly-to-Baskett score.

STATISTICS

	UNM	OSU
First Downs	7	29
Rushing	34-6	35-154
Passing Yards	121	386
Passing	10-23-1	27-42-1
Total Offense	57-127	77-540
Fumbles-Lost	1-1	1-1
Penalties-Yards	13-103	10-94
Interceptions-Yards	1-20	1-0
Punts-Average	10-39.1	3-37.3
Punt Returns-Yards	1-0	5-16
Kickoff Returns-Yards	8-175	3-65
Possession Time	30:19	29:41
Third Down Conversions	2-14	7-14
Sacks	1-3	6-48

SCORING BY QUARTERS

Oregon State	17	14	10	14	55
New Mexico	7	0	0	7	14

SCORING SUMMARY

1st - (9:59) - OSU - Jackson 34 pass from Anderson (Yliniemi kick)
1st - (6:38) - OSU - Yliniemi 21 FG
1st - (4:59) - UNM - Baskett 27 pass from Kelly (Zunker kick)
1st - (0:00) - OSU - Hass 42 pass from Anderson (Yliniemi kick)
2nd - (8:40) - OSU - Jackson 3 run (Yliniemi kick)
2nd - (7:01) - OSU - Jackson 11 run (Yliniemi kick)
3rd - (12:57) - OSU - Jackson 6 run (Yliniemi kick)
3rd - (2:41) - OSU - Yliniemi 31 FG
4th - (12:06) - OSU - Jackson 1 run (Yliniemi kick)
4th - (9:22) - UNM - Counter 17 pass from McKamey (Zunker kick)
4th - (4:40) - OSU - Whiten 19 pass from Rothenfluh (Yliniemi kick)

INDIVIDUAL STATISTICS

Rushing: A. Byrd 2-13, Moore 10-12, McKamey 5-7, Brody 1-3, Cox 4-(-1), Thomas 2-(-1), Kelly 10-(-27).
Passing: Kelly 4-12-0, 32, 1 TD, McKamey 4-9-1, 25, 1 TD, Brunner 1-1-0, Baskett 1-1-0, 46.
Receiving: Counter 2-63, 1 TD, Augustyniak 2-11, Thomas 2-3, Baskett 1-27, 1 TD, McKamey 1-18, Cresap 1-3, Moore 1-(-4).
Punting: Gaus 10-39.1. **Punt Returns:** Counter 1-0. **Kickoff Returns:** Counter 1-19, Fulbright 2-39, Walton 1-17, Ratcliff 4-100.
Weather: Overcast, 58 degrees
Attendance: 25,437

2004 EMERALD BOWL

Dec. 30, 2004 -- San Francisco
Navy 34, New Mexico 19

Aaron Polanco ran for three touchdowns and passed for another, and Navy capped the academy's best season in 99 years with a 34-19 win over New Mexico in the Emerald Bowl.

Polanco scored on runs of 14, 1 and 27 yards and completed a 61-yard touchdown pass to Corey Dryden, the longest of the season by Polanco and the first career score by Dryden. The Midshipmen's defense was impressive, too, despite the rain-soaked field at SBC Park.

The unit forced two first-half turnovers that led to TDs and staged a goal-line stand late in the third quarter. Then Navy kept the ball for the next 14 minutes, 26 seconds, and held New Mexico to only seven plays in the fourth quarter.

The Midshipmen (10-2) tied for the most wins in school history, last accomplished when Navy went 10-1-1 in 1905. It was a fitting end for the Mids, some of whom will head off to war in the coming year. Only two months ago, Navy's players dealt with the death of former teammate JP Blecksmith in a military operation in Fallujah, Iraq.

Polanco finished the season with 16 rushing touchdowns, a record by a quarterback this year. Temple's Walter Washington ran for 15. Polanco gained a Navy bowl record 133 yards on the ground for his fourth 100-yard rushing game and threw for 101 yards. He even caught a 17-yard pass from Frank Davis to set up his second TD - and his two receptions were the most by any Navy player.

New Mexico quarterback Kole McKamey had nearly as big a day after the Lobos (7-5) lost star tailback DonTrell Moore to a torn left ACL late in the first quarter.

McKamey threw for 207 yards and also rushed for 138, the first Lobos player to accomplish the feat since Graham Leigh in 1997. But McKamey threw two interceptions.

Moore, who has rushed for more than 1,000 yards in each of the past three seasons and came in averaging 108.3 yards per game, was carted off the field after catching a shovel pass and taking a hard hit from cornerback Vaughn Kelley that caused Moore to fumble with 3:52 left in the first quarter.

Linebacker Lane Jackson pounced on the ball for his first fumble recovery this year, and Polanco scored five plays later. Jackson also made an interception as time expired in the first half.

Navy built a 21-7 lead eight seconds into the second quarter on Polanco's 61-yard touchdown pass to Dryden.

The Lobos couldn't stop Navy's impressive triple-option offense. The Midshipmen snapped New Mexico's five-game winning streak and kept the Lobos from their first bowl victory in 43 years.

New Mexico lost in the Las Vegas Bowl the past two years and hasn't won a postseason game since beating Western Michigan 28-12 in the 1961 Aviation Bowl. The Lobos had won 11 straight games when they scored first.

STATISTICS

	UNM	Navy
First Downs	23	22
Rushing	42-212	58-269
Passing Yards	207	124
Passing	15-24-2	5-8-0
Total Offense	66-419	66-393
Fumbles-Lost	1-1	1-0
Penalties-Yards	9-85	6-53
Interceptions-Yards	0-0	2-0
Punts-Average	1-27	2-39.0
Punt Returns-Yards	1-2	0-0
Kickoff Returns-Yards	7-18.1	2-5.5
Possession Time	27:39	32:21
Third Down Conversions	8-11	8-14
Sacks	0-0	1-5

SCORING BY QUARTERS

New Mexico	7	12	0	0	19
Navy	14	10	7	3	34

SCORING SUMMARY

1st - (7:31) - UNM - Hall 17 pass from McKamey (Zunker kick)
1st - (5:01) - Navy - Polanco 14 run (Blumenfeld kick)
1st - (2:01) - Navy - Polanco 1 run (Blumenfeld kick)
2nd - (14:52) - Navy - Dryden 61 pass from Polanco (Blumenfeld kick)
2nd - (13:13) - UNM - Ferguson 4 run (Zunker kick)
2nd - (9:19) - Navy - Blumenfeld 27 FG
2nd - (3:36) - UNM - McKamey 3 run (Zunker kick)
3rd - (7:01) - Navy - Polanco 27 run (Blumenfeld kick)
4th - (2:15) - Navy - Blumenfeld 22 FG

INDIVIDUAL STATISTICS

Rushing: McKamey 19-138, 1 TD, Cox 11-32, Ferguson 4-19, 1 TD, Brody 3-15, Moore 5-8.
Passing: McKamey 15-24-2, 207, 1 TD.
Receiving: Baskett 5-115, Moore 3-21, Hall 2-23, 1 TD, Augustyniak 2-18, Brown 1-11, Ferguson 1-11, Ramirez 1-8.
Punting: Gaus 1-27. **Punt Returns:** Payne 1-2. **Kickoff Returns:** Walton 3-88, Smith 4-39.
Weather: Overcast/Rain, 56 degrees
Attendance: 30,563

2006 NEW MEXICO BOWL

Dec. 23, 2006 -- Albuquerque
San Jose State 20, New Mexico 12

San Jose State linebacker Matt Castelo saw New Mexico halfback Rodney Ferguson hit the hole near the goal line and prepared for a collision.

"I saw the running back get the ball and it was like in slow motion," Castelo said. "I got down low and I think he tried jumping over me. Tried to put the ball out for a touchdown."

Ferguson never made it to the end zone.

Castelo hit Ferguson and his helmet knocked the ball out and right into fellow linebacker Damaja Jones' hands. In a season where San Jose State's defense carried the Spartans to their first bowl game in 16 years, Castelo and Jones teamed up for what may have been the biggest stop of the year.

Adam Trafalis threw three touchdown passes and San Jose State beat New Mexico 20-12 on Saturday in the inaugural New Mexico Bowl, extending the Lobos' postseason drought to 45 years.

One big pass play by Trafalis and that costly fumble by Ferguson — both in the first half — set the tone for the Spartans' first bowl win outside of California.

Jones returned Ferguson's fumble 57 yards to the New Mexico 37. Although the Spartans didn't score on that drive, they had the momentum for good.

"I saw Matt set him (Ferguson) up," Jones said. "He tried to jump over Matt and Matt put his helmet right on the ball. I was trying to get over the top and the ball fell right in my hands."

For the Spartans (9-4), the win provided a final highlight in a season in which they won more games than they had in the three previous seasons.

Trafalis, who was 11-of-18 for 209 yards, threw scoring passes of 36 and 24 yards to James Jones and 76 yards to John Broussard. The pass to Broussard on the first play of the second quarter — in which New Mexico's defense totally blew the coverage — got the Spartans' offense rolling.

New Mexico's only touchdown came with 15 seconds left in the game on a 15-yard pass from Chris Nelson to Marcus Smith. The rest of the Lobos' scoring consisted of a 40-yard field goal by Kenny Byrd with 1:11 left in the second quarter and a safety when San Jose State punter Waylon Prather stepped out of the end zone with 1:08 left.

Byrd's field goal was his 25th straight from 40 yards or closer and the first made field goal by New Mexico in 10 bowl appearances.

San Jose State struck first after the teams combined for seven punts in the first quarter.

Trafalis found Broussard 20 yards behind the nearest Lobo. Broussard caught the pass at the 35 and easily scored.

New Mexico came right back with a drive that started with DeAndre Wright's kickoff return to the San Jose State 40. Eight plays later the Lobos had a first-and-goal at the 1. The Spartans' defense toughened and on third-and-goal from the 2, Ferguson fumbled.

The Spartans made it 13-0 on Trafalis' 36-yard pass to James Jones with 3:59 left in the first half. James Jones caught the ball near the sideline at the New Mexico 16 and slipped out of the grasp of Wright. Matt Strubeck missed the extra point.

The Lobos' offense had 377 total yards but was stagnant most of the day. Neither freshman quarterback Donovan Porterie, who started, nor Nelson, who played in the second half, could sustain drives. What plays did work often were erased by holding penalties and three second-half fumbles, including one by wide receiver Travis Brown at the San Jose State 1 with just over 3 minutes left.

Ferguson, who led the Mountain West Conference in rushing this season, had 102 yards on 22 carries.

James Jones and Broussard each had 106 yards receiving, Jones with six catches and Broussard with four.

STATISTICS

	UNM	SJSU
First Downs	20	8
Rushing	31-146	28-87
Passing Yards	249	209
Passing	24-45-0	11-18-0
Total Offense	76-377	46-280
Fumbles-Lost	6-4	0-0
Penalties-Yards	5-44	7-50
Interceptions-Yards	0-0	0-0
Punts-Average	7-33.4	8-44.6
Punt Returns-Avg.	5-10.4	1-6.0
Kickoff Returns-Avg.	3-35.3	0-0
Possession Time	34:53	25:07
Third Down Conversions	5-17	1-11
Sacks	1-8	1-7

SCORING BY QUARTERS

New Mexico	0	3	0	9	12
San Jose State	0	13	7	0	20

SCORING SUMMARY

2nd - (14:51) - SJSU - Broussard 76 pass from Trafalis (Strubeck kick)
 2nd - (3:59) - SJSU - Jones 36 pass from Trafalis (kick failed)
 2nd - (1:11) - UNM - Byrd 40 FG
 3rd - (4:33) - SJSU - Jones 24 pass from Trafalis (Strubeck kick)
 4th - (1:08) - UNM - team safety
 4th - (0:15) - UNM - Smith 15 pass from Nelson (Byrd kick)

INDIVIDUAL STATISTICS

Rushing: Ferguson 22-102, Baker 2-18, Bauman 2-17, Quillen 1-1, Nelson 2-0, Brown 1-(-3), Porterie 1-(-7).
Passing: Nelson 17-26-0, 188, 1 TD, Porterie 7-17-0, 61, Ferguson 0-1, Clark 0-1.
Receiving: Ferguson 8-78, Brown 7-83, Smith 6-72, 1 TD, Bauman 2-15, Wilson 1-1.
Punting: Scott 7-33.4. **Punt Returns:** Wilson 4-52, Ligon 1-0.
Kickoff Returns: Wright 2-89, Smith 1-17.

Weather: Sunny, 39 degrees
 Attendance: 34,111

2007 NEW MEXICO BOWL

Dec. 22, 2007 -- Albuquerque
New Mexico 23, Nevada 0

For coach Rocky Long, it was just the next game, another brick to continue building his program. For delighted New Mexico fans, it marked the end of a 46-year skid.

Paul Baker ran for 167 yards in his first start, and Donovan Porterie threw for career-high 354 yards and two touchdowns to help New Mexico beat Nevada 23-0 in the New Mexico Bowl. The Lobos (9-4) ended a 46-year span without a postseason victory and gave Long, the team's 10th-year coach, his first bowl win in five tries.

"It gets it off our back. We don't have to listen to it anymore," Long said. "But this program was good before we won today."

John Sullivan made field goals from 53, 39 and 37 yards, but give credit to New Mexico's defense, which delivered just the second shutout loss for Nevada under Hall of Fame coach Chris Ault.

The Wolf Pack (6-7) hadn't gone scoreless since losing 10-0 to Weber State on Sept. 27, 1980, a span of 329 games — the longest current streak in college football and the second longest in history. It's the first time Nevada was shut out since moving to Division I-A in 1992.

"It's certainly a compliment to their defense," Ault said. "They played a great game. At the other end of the spectrum, we played as poorly on offense as we've played in a long time."

It was New Mexico's first bowl victory since beating Western Michigan 28-12 in the 1961 Aviation Bowl at Dayton, Ohio. The Lobos also notched a nine-win season for just the fourth time in school history.

"I'm very proud of our team," Long said. "I thought they were as focused as they've been all year long for any game."

New Mexico's defenders pestered redshirt freshman quarterback Colin Kaepernick all afternoon and made Nevada's "Pistol" offense look more like a pop-gun. The Wolf Pack averaged 36.2 points and 488.9 yards during the season. Nevada had logged 23 scoring plays that covered at least 25 yards — second only to Oklahoma's 25 big-play TDs.

This time, Nevada had 210 total yards, with only 73 yards rushing. On a chilly day, with the temperature at kickoff 34 degrees, Kaepernick finished 13-of-31 for 137 yards. He had 10 carries for 40 yards rushing.

"Everybody was locked in," linebacker Brett Madsen said. "They have a really explosive offense. The quarterback can really run. We knew we had to contain the quarterback, and he didn't do much with his legs."

Madsen, despite not starting, was selected the defensive player of the game after recording two sacks, two tackles for lost yardage and four total tackles. But he agreed the award could have gone to any New Mexico defender.

Baker made the most of his chance. He moved into the starting lineup this week when Rodney Ferguson, New Mexico's leading rusher over the past two seasons, was ruled academically ineligible.

"My team believed in me and that was enough," Baker said. "I knew I could get it done."

The Wolf Pack blocked two field goals, Sullivan missed another 43-yard try and the Lobos failed to score after having first-and-goal at the 4 late in the third quarter. But Nevada just couldn't take advantage.

"We didn't do a good job with any consistency on the run game or the pass game," Ault said. "Colin Kaepernick didn't have a chance to get into type of rhythm. We just shot ourselves in the foot."

Despite the cool weather, Porterie had no trouble warming up. He threw a short slant pass on the third play from scrimmage to Marcus Smith, who raced to the end zone for a 66-yard scoring play. Later in the period, Brown got behind the Nevada defense and Porterie found him on a 39-yard TD pass.

STATISTICS

	UNM	Nevada
First Downs	26	12
Rushing	40-194	30-73
Passing Yards	354	137
Passing	20-37-1	13-31-0
Total Offense	77-548	61-210
Fumbles-Lost	3-1	1-1
Penalties-Yards	4-35	8-59
Interceptions-Yards	0-0	1-3
Punts-Average	2-40.5	11-42.1
Punt Returns-Avg.	6-9.0	0-0
Kickoff Returns-Avg.	1-26.0	6-16.8
Possession Time	31:36	28:24
Third Down Conversions	3-12	3-14
Sacks	3-16	2-17

SCORING BY QUARTERS

Nevada	0	0	0	0	0
New Mexico	14	6	0	3	23

SCORING SUMMARY

1st - (13:38) - UNM - Smith 66 pass from Porterie (Sullivan kick)
 1st - (2:22) - UNM - Brown 39 pass from Porterie (Sullivan kick)
 2nd - (6:07) - UNM - Sullivan 53 FG
 2nd - (2:48) - UNM - Sullivan 45 FG
 4th - (4:18) - UNM - Sullivan 37 FG

INDIVIDUAL STATISTICS

Rushing: Baker 22-167, Fussell 5-13, Clappitt 2-9, Porterie 6-7, Bruno 1-2, Quillen 2-2, Smith 1-0, Brown 1-(-6).
Passing: Porterie 20-36-1, 354, 2 TDs; Fussell 0-1.
Receiving: Brown 7-120, 1 TD, Smith 5-86, 1 TD, Bruno 5-86, Baker 2-42, Mark 1-20.
Punting: Scott 2-40.5. **Punt Returns:** Swift 5-44, Solomon 1-10.
Kickoff Returns: Smith 1-26.

Weather: Sunny, 34 degrees
 Attendance: 30,223

2015 GILDAN NEW MEXICO BOWL

Dec. 19, 2015 -- Albuquerque
Arizona 45, New Mexico 37

It was nearly one of the greatest comebacks in school history. Nearly. In the end, the Lobos whittled an 18-point second half deficit down to five, and then with a chance to go for the tie threw an interception as the Arizona Wildcats defeated New Mexico 45-37 in a highly entertaining 10th Annual Gildan New Mexico Bowl in front of a crowd of 30,289.

Both teams combined for 1,025 yards of offense, with UNM gaining 333 on the ground and 189 in the air. Arizona was about the opposite with 174 on the ground and 329 via the air. Things looked bleak when Lamar Jordan threw an interception on a play starting at his own 1-yard line that led to a short touchdown run and a 42-24 Wildcat lead with 7:35 left in the third quarter. Jordan, who played well with 135 yards rushing and a 110 yards passing, got UNM back in it with his third rushing touchdown to make it 42-31.

Jason Sanders then hit a perfect surprise onside kick that Donnie Duncan recovered for New Mexico. Jordan got hurt on the drive, leaving the game for good, and Austin Apodaca came in and scored his first career rushing touchdown on an option keeper to make it 42-37. The Lobos went for two and missed the conversion.

UNM got the break it needed on a missed field goal, but UNM turned the ball over on downs. On second-and-3 at the Wildcat 18, DaVonte' Neal broke up a pass intended for Carlos Wiggins, and then Chris Davis fumbled an option pitch for a loss of seven yards. On fourth-and-13 in no-man's land, UNM went for it but Apodaca was sacked. That led to a field goal and a 45-37 lead for Arizona, with one last chance for UNM.

Taking over at the 26 with 1:29 and no timeouts, UNM picked up two first downs to get to the Arizona 36, but there was just 35 seconds left. Looking for a gain hitter, Apodaca was pressured and his pass missed Dameron Gamblin and fell into the waiting arms of Cam Denson for a game ending interception.

UNM opened the scoring with a 37-yard Zack Rogers field goal, but Arizona used a couple of long passes to go up 14-3. Jordan had his first rushing touchdown of the day to cut into that lead, but Arizona answered on an Anu Solomon run.

UNM scored an unlikely touchdown on a 92-yard pass from Jordan to Delane Hart-Johnson, the second-longest in UNM history and the fourth-longest in bowl history. Hart-Johnson outraced his brother Will Parks to the pylon for the score.

However, Arizona scored just before, and just after halftime to boost the lead to 18, setting the stage for UNM's near-comeback.

STATISTICS

	Arizona	UNM
First Downs	19	25
Rushing	32-174	69-319
Passing Yards	329	189
Passing	13-24-1	10-22-3
Total Offense	56-503	91-508
Fumbles-Lost	2-1	2-0
Penalties-Yards	4-30	8-103
Interceptions-Yards	3-23	1-43
Punts-Average	3-53.3	4-43.5
Punt Returns-Avg.	0-0.0	1-3.0
Kickoff Returns-Avg.	2-36.0	5-23.2
Possession Time	19:38	40:22
Third Down Conversions	2-9	11-19
Sacks	2012	104

SCORING BY QUARTERS

Arizona	7	21	14	3	45
New Mexico	3	14	14	6	37

SCORING SUMMARY

1st - (9:52) - UNM - Rogers 37 FG
 1st - (7:26) - AZ - C. Jones 78 pass from Solomon (Skowron kick)
 2nd - (14:51) - AZ - Baker 27 run (Skowron kick)
 2nd - (8:50) - UNM - Jordan 31 run (Rogers kick)
 2nd - (3:27) - AZ - Solomon 14 run (Skowron kick)
 2nd - (2:19) - UNM - Hart-Johnson 92 pass from Jordan (Rogers kick)
 2nd - (0:30) - AZ - Richards 1 pass from Solomon (Skowron kick)
 3rd - (13:56) - AZ - Baker 32 run (Skowron kick)
 3rd - (9:17) - UNM - Jordan 11 run (Rogers kick)
 3rd - (7:35) - AZ - Baker 4 run (Skowron kick)
 3rd - (2:02) - NM - Jordan 3 run (Rogers kick)
 4th - (13:52) - NM - Apodaca 4 run (rush failed)
 4th - (1:32) - AZ - Skowron 37 FG

INDIVIDUAL STATISTICS

Rushing: L. Jordan 21-135, Gipson 15-84, Pressley 12-61, McQuarley 8-23, R. Jones 1-20, Chestnut 2-7, R. Jordan 1-3, Anaya 1-2, Rogers 1-0, Owens 3-(-2), Apodaca 3-(-4), Davis 1-(-10).
Passing: L. Jordan 3-9-2, 110, 1 TDs; Apodaca 7-12-1, 79.
Receiving: Gipson 3-27, Gamblin 2-27, Hart-Johnson 1-92, R. White 1-16, Bundy 1-13, Davis 1-12, Pressley 1-2.
Punting: Rogers 4-43.5. **Punt Returns:** Wiggins 1-3. **Kickoff Returns:** Wiggins 5-116.

Weather: Sunny, 38 degrees
 Attendance: 30,289

2016 GILDAN NEW MEXICO BOWL

Dec. 17, 2016 -- Albuquerque

New Mexico 23, UTSA 20

It was nearly one of the greatest comebacks in school history. Nearly. In the end, the Lobos whittled an 18-point second half deficit down to five, and then with a chance to go for the tie threw an interception as the Arizona Wildcats defeated New Mexico 45-37 in a highly entertaining 10th Annual Gildan New Mexico Bowl in front of a crowd of 30,289.

Both teams combined for 1,025 yards of offense, with UNM gaining 333 on the ground and 189 in the air. Arizona was about the opposite with 174 on the ground and 329 via the air. Things looked bleak when Lamar Jordan threw an interception on a play starting at his own 1-yard line that led to a short touchdown run and a 42-24 Wildcat lead with 7:35 left in the third quarter. Jordan, who played well with 135 yards rushing and a 110 yards passing, got UNM back in it with his third rushing touchdown to make it 42-31.

Jason Sanders then hit a perfect surprise onside kick that Donnie Duncan recovered for New Mexico. Jordan got hurt on the drive, leaving the game for good, and Austin Apodaca came in and scored his first career rushing touchdown on an option keeper to make it 42-37. The Lobos went for two and missed the conversion.

UNM got the break it needed on a missed field goal, but UNM turned the ball over on downs. On second-and-3 at the Wildcat 18, DaVonte' Neal broke up a pass intended for Carlos Wiggins, and then Chris Davis fumbled an option pitch for a loss of seven yards. On fourth-and-13 in no-man's land, UNM went for it but Apodaca was sacked. That led to a field goal and a 45-37 lead for Arizona, with one last chance for UNM.

Taking over at the 26 with 1:29 and no timeouts, UNM picked up two first downs to get to the Arizona 36, but there was just 35 seconds left. Looking for a gain hitter, Apodaca was pressured and his pass missed Dameron Gamblin and fell into the waiting arms of Cam Denson for a game ending interception.

UNM opened the scoring with a 37-yard Zack Rogers field goal, but Arizona used a couple of long passes to go up 14-3. Jordan had his first rushing touchdown of the day to cut into that lead, but Arizona answered on an Anu Solomon run.

UNM scored an unlikely touchdown on a 92-yard pass from Jordan to Delane Hart-Johnson, the second-longest in UNM history and the fourth-longest in bowl history. Hart-Johnson outraced his brother Will Parks to the pylon for the score.

However, Arizona scored just before, and just after halftime to boost the lead to 18, setting the stage for UNM's near-comeback.

STATISTICS

	Arizona	UNM
First Downs	19	25
Rushing	32-174	69-319
Passing Yards	329	189
Passing	13-24-1	10-22-3
Total Offense	56-503	91-508
Fumbles-Lost	2-1	2-0
Penalties-Yards	4-30	8-103
Interceptions-Yards	3-23	1-43
Punts-Average	3-53.3	4-43.5
Punt Returns-Avg.	0-0.0	1-3.0
Kickoff Returns-Avg.	2-36.0	5-23.2
Possession Time	19:38	40:22
Third Down Conversions	2-9	11-19
Sacks	2012	104

SCORING BY QUARTERS

New Mexico	3	3	0	14	20
UTSA	7	3	6	7	23

SCORING SUMMARY

1st - (8:41) - UTSA - Falcon 27 FG
 1st - (0:04) - NM - McQuarley 1 run (Sanders kick)
 2nd - (1:32) - UTSA - Falcon 28 FG
 2nd - (0:00) - NM - Sanders 52 FG
 3rd - (9:54) - NM - Gipson 10 run (kick blocked)
 4th - (9:43) - UTSA - Stevens 16 pass from Sturm (Falcon kick)
 4th - (2:22) - NM - McQuarley 1 run (Sanders kick)
 4th - (0:25) - UTSA - Taylor 4 pass from Sturm (Falcon kick)

INDIVIDUAL STATISTICS

Rushing: L. Jordan 13-81, McQuarley 17-68, Gipson 14-60, Owens 3-13, Woodhouse 1-3, Gamblin 1-(-2).
Passing: L. Jordan 3-4-0, 77, 0 TDs; Apodaca 0-0-0, 0.
Receiving: Gamblin 1-34, McQuarley 1-25, Gipson 1-18.
Punting: Bojorquez 3-39.0. **Punt Returns:** Davis 1-3. **Kickoff Returns:** None.

Weather: Windy, 42 degrees
 Attendance: 29,688

A	
Abbott, Lyle	1910-11
Abendschan, Jack	1962-64
Abousleman, Michael	1932-34
Ackerson, Bruce	1946-47
Adams, Daniel	2011
Adams, Justus	2012-13
Adamson, Jean	1945
Adcock, Garrett	2012, 2014-16
Adewon, Tayo	2014-15
Adewon, Toyce	2014
Adkins, Miles	1991, 1994
Agajanian, Ben	1940-41
Ahlgren, Wesley	1934-36
Aho, Andrew	2010-13
Aho, George	2014
Aho, James	2008-11
Akins, Curtis	1972-73
Albrecht, Steve	1987
Albrektsen, Bill	1980-81
Albright, Edward	1905-07
Alderete, Manny	1994-96
Aldrich, Ray	1903-04
Aldridge, Harold	1932-33
Alexander, Warren	1965-66
Allaway, Jeff	1979
Allen, Calvin	1992-95
Allen, Darian	2016
Allen, Denny	1980, 1982-83
Allen, Jay	1911-12
Allen, Kirk	1987
Allen, Omar	1934-35
Allen, Walter	1905-11
Allott, Donald	1912-13
Allred, Lou	1964-66
Alongi, John	1965-66
Alvarado, Vicente	1993-94
Amerson, Clyde	1943, 1947-48
Anaya, David	2012-15
Anderson, Donald	1952-54
Anderson, George	1973-74
Anderson, Jarrett	1992-93
Anderson, John	1964-65
Anderson, Roy	1945-47
Andrakowicz, Michael	1974-75, 1977
Anyabe, Terel	2007-10
Apodaca, Austin	2015-16
Apodaca, Jeff	1983-85
Apodaca, Jerry	1954-56
Apodaca Jr., Jerry	1979-81
Aqua, Andrew	2012
Arbon, Keith	1986
Archer, Cliff	1969-71
Archer, Phil	1972-73
Archunde, Malcolm	1969
Arens, Waldo	1909-12
Arford, J.Q.	1944-45
Armbruster, Chester	1949-50
Armijo, Fernando	1940
Armijo, Louis	1911-13
Armijo, Mickey	1986-87
Armstrong, Geard	1924-28
Armstrong, Sean	1985
Arnett, Robert	1951-52
Arnett, Zach	2005-08
Arnold, Walt	1976-79
Arnott, Will	1913-15
Arredondo, Mike	2012-15
Arrigoni, Roland	1954
Arruti, Shawn	1991-93
Ashbrook, Vern	1962
Ashley, Myron	1988
Ates, Kevin	1981-82
Attel, Louis	1940-41
Augustus, Clyde	1983
Augustyniak, Mike	2001-04
Austin, Billy	1994-97
Austin, Tarean	2010
Auva'a, Todd	1989
Aven, Chance	2010
Avery, Kenneth	1954
Avery, Steve	1962-63, 1967-68
Avila, John	1983, 1986
Avila, Trini	1991
Aydelotte, Carl	1915-17, 1919-20
Azar, Greg	1979-81

B	
Baca, Brian	1990-92
Baca, Cliff	1989-91
Baca, Frankie	2006-09
Bachechi, Carlo	1928
Baer, Daurice	1929-30

Bail, Mike	1973
Bailey, Roger	1951
Baker, Charles	1977-79
Baker, Cody	2015-16
Baker, Joel	2000-01
Baker, Paul	2006-08
Balcomb, Kenneth	1912-15
Ball, Toby	2012-13
Balleau, George	1955
Balogun, Kevin	2007-08
Balzer, Jake	1928-30
Banks, Andrew	2009
Banks, Jeremy	1995-96
Bankston, Bo	1958-60
Banner, Geoff	1984
Barber, Bob	1972
Barbere, Mike	1969-70
Barefoot, John	1955-57
Barger, Floyd	1951
Barger, Jack	1951-52
Barlow, Leonard	1937-38
Barnard, Bart	1994-97
Barnard, Matt	2008
Barnes, Don	1975-77
Barnes, Syd	1940
Barnett, Mike	1998-00
Barnwell, Jr., Stanley	2016
Barr, Martize	2011
Barret, Aaron	2003
Barrows, F.J.	1942
Barry, Willie	1988, 1990-92
Barton, W. B.	1943
Baskett III, Hank	2002-05
Bassett, Charles	1938-39
Bassett, Charles C.	1938
Bassett, Ralph	1936-37
Bassetto, Bill	1972-74
Bateman, Howard	1912
Battle, Duane	1966
Bauer, Steve	1973
Bauman, Yimin	2006
Baungarner, Mike	1970
Baxter, Jarrod	1998-01
Bayter, LeRoy	1946
Bazinet, Josh	2001-04
Beach, Edgar	1959-60
Beaird, Ronnie	1958-59
Bean, Ray	1903
Beard, David	1965
Beard, Walter	1941
Beard, Windell	1942
Beatty, Brian	2002
Beatty, Fred	1967-68
Bebber, Otto	1924-25
Beck, Wesley	2006-08
Becton, Jesse	1991-92
Beeson, Clement	1903-04
Beggs, Steve	1985-86
Behl, Joseph	1940-41
Beitler, Rick	1966-68
Bell, Bill	1983-86
Bell, Brice	1983-84
Bell, Byron	2008-10
Bell, Edgar	1972-75
Bell, James	1978-79, 1981
Bell, John	1987-90
Belle, Lester	1970
Bell, Randall	1984-86
Bennett, Ricky	2014-15
Bentley, Tom	1934
Berg, Bob	1973-75
Bernard, C. L.	1910
Bernard, Walter	1997-00
Bernitsky, Tony	1949-50
Bernston, R. K.	1945
Bertram, Randy	1980
Berry, Coleman	1977-79
Berry, Destry	2011-12
Bibb, Chuck	1981-84
Bibbo, Joe	1983-86
Bickley, E. C.	1943
Bielman, Erik	2016
Billingsley, Buddy	1993, 1995
Bin-Balal, Zayn	2008, 2010
Biren, Chris	2009-12
Biren, Mark	1979-81
Black, Desmar	1999, 2001-02
Black, Don	1958-59
Black, Ed	1938-39
Black, Quincy	2004-06
Blake, Ed	1973
Blakemore, Stacey	1990
Blanchard, Paul	1970-71

Blea, Matt	1988
Block, Don	1974-76
Bloom, Jason	1995-98
Boatright, Jadon	2013-14, 16
Bobbs, John	1980-81
Boger, Edrick	2009
Bogle, Bob	1949
Bogren, Vincent	1939-41
Bojorquez, Corey	2016
Boldt, I.V.	1911-13
Boldt, Leslie	1917
Bollema, Dallas	2010-13
Boller, James	1967
Bonner, Vincent	1990
Bonwell, Jeremy	1997
Booker, Harold	1917, 1919-20
Bookert, David	1967-69
Boone, Bruce	1971-72
Booth, Charles	1932
Boqua, Ed	1945
Borchers, Bill	1995-98
Borne, Geron	2012
Borombozin, Vladimir	2000-01
Boteler, Virgil	1944, 1946-48
Bouyer, Bob	1961, 1965
Bowe, Jake	2005-08
Bowers, Brett	2013-14
Bowie, Wallace	1902
Bowyer, Ralph	1934-35
Bowyer, Robert	1960-61, 1964-65
Boyd, Alfred	1931-33
Boyd, Adrian	2002-03
Boyd, Charles	1933-35
Boyd, Ryan	2007
Boyett, Theodore	1936
Boykin, Bolly	1926
Brack, Aaron	2002, 2005
Bradford, Carl	1964-66
Bradford, Herbert	1961
Bradford, Tom	1983-85
Bradley, James	1959-61
Bradshaw, Steve	1971-73
Bramer, Brad	1969-71
Branch, Brandon	2012-14
Branch, David	1980-83
Brandenburg, Bucky	1949-50
Brannin, Bill	1933-35
Brashear, William	1913
Bratcher, Charles	1965-67
Bratton, LaMar	2011-14
Brawley, Chris	2004-05
Braziel, Brian	1996-97
Brett, Dick	1950-51
Brewer, Glen	1925
Bridler, W. M.	1943
Briggs, Trajuan	2013-14
Bright, Michael	1960
Bright, Richard	1959-60
Briscoe, Brian	1980-82
Briscoe, James	1953, 1955
Briscoe, Kendall	2006-09
Briscoe, Robert	1932-34
Brittain, Billy	2003-06
Brock, Bryan	1946-47
Brock, Gene	1948-50
Brock, Harold	1950
Brody, Landrick	2001-04
Brooks, Billy	1941
Brooks, Jim	1980-81
Brooks, Jonathan	2006-08
Brorein, Carl	1914-16
Brown, Arthur	1921
Brown, Billy	1959-60
Brown, C. O.	1924-26
Brown, Charles	2004-05
Brown, Corey	2002-03
Brown, Fred	1929-30
Brown, Harold	1942
Brown, Howard	1991-92
Brown, Isaiah "I.B."	2013-16
Brown, Josh	1996-99
Brown, Kano	1989
Brown, Ken	1972-75
Brown, Larry	1995-96
Brown, Lester	1924
Brown, Robert	1979-80
Brown, Terence	2007-08
Brown, Tori	1985
Brown, Travis	2004-07
Bruening, James	1952-53
Brumfield, Alton	1965
Brunker, Michael	2002-03
Bruno, Roland	2007-09

Brunson, Darien	2013
Bryan, Hugh	1905-06, 1909
Bryant, Dennis	1968
Bryant, Ken	1974
Bryson, Daryl	1977-79
Bucher, Scott	1984
Buchley, Howard	1917
Buck, Mike	1969-71
Buckley, Trey	2007
Buckner, Jerry	1968-70
Buford, Chris	1983-84
Bundy, Marquis	2012-15
Burcher, George	1950-53
Burgess, Kevin	1985-86
Burleson, Don	1957-59
Burns, J. B.	1944
Burns, J. H.	1943
Burns, Robert	1953-54
Burns, Vince	1983
Burrest, Damon	1992-94
Burrough, Jonathan	1997-00
Burse, Robert	1956-58
Bursum, Holm	1928
Burton, Terrence	1995-96
Burwitz, Edward	1964
Bush, Brad	1982-83
Bush, Jim	1962
Bush, Pete	1970-72
Butler, A.J.	2009-12
Butler, Charles	1992-94
Butler, Gary	1982-83
Butler, Jack	1958-60
Butler, Mike	1982
Butler, Robert	1945
Butler, Tye	2004
Byrd, Adrian	2002-05
Byrd, John	1960
Byrd, Kenny	2002, 2004-06
Byrd, Markel	2014-15
Byrd, Steve	1963-64

C	
Caamano, Rudy	2000-01
Cagle, Reese	1929-31
Calkins, F. M.	1911-14
Calkins, Tom	1920-22
Calland, W.B.	1944
Cameron, Ray	1975
Campbell, Glenn	1951-52
Campbell, Matthew	2006
Campbell, Todd	1979-80
Camunee, Rudy	1946-47
Cannon, Mike	2007-10
Cannon, John	1902-03
Capatolla, Pat	1986
Cappon, Jim	1979-80
Caprioli, Jason	2005-06
Cardenas, Clayton	2006
Carlisle, Hugh	1910-11, 1913
Carminiani, George	1962
Caro, Dante	2010-13
Carpenter, Don	1984-86
Carpenter, George	1969-70
Carpenter, Maurice	1963
Carr, Calvin	1991-92
Carr, Jake	2009-12
Carrier, Kasey	2009-10, 2012-13
Carroll, Chris	1993-96
Carroon, Frank	1917
Carson, Jason	1996-99
Carson, Kimmie	2014-16
Carter, Anthony	2004-05
Carter, Jimmie	1980-83
Carter, George	2004-07
Carter, Mike A.	1978-79, 1981-82
Carter, Mike D.	1981-84
Carter, Ravonne	2010
Carter, Wendell	2014
Carter, William	1960
Cartwright, Alvin	1979
Cartwright, Robert	1922
Casas, Joe	1964-65, 1967
Case, Stoney	1991-94
Cason, Colby	1995-97
Castetter, William	1934
Caston, Rob	1999-00
Celestine, Art	1991, 1993-95
Ceschin, Jim	1981-83
Chambers, Korian	2011-12
Chancellor, Huey	1979-82
Chaplin, William	1954
Chapman, Marion	1974-77
Chapman, Mike	1986

Charles, Buster	1930-31	Crum, Curtis	1964	Dutton, Pete	1924	Fountain, Blaise	2016
Charlton, Clem	1947-49	Crum, Thomas	1984, 1986	Dwyer, Bill	1937-38	Fowler, R. J.	1967-68
Chavez, A.T.	1934	Cuba, Monte	1989	Dyche, James	1939-41	Fox, Jamie	1978-79
Chavez, Ben	1990-92	Cullen, Lou	1945-47	Dye, John	1905	Franczyk, Phil	1969-70
Chavez, Bobby	1962-63	Cummings, Charles	1959-61			Fredenberg, Herman	1969-70
Chavez, Coley	1994-95	Cunningham, Gordie	1982			Frederick, Andy	1974-76
Chavez, David	1917	Curran, Pat	1970-71	E		Fredericks, Roscoe	1933-34
Chavez, Gabe	1974-75, 1977	Curran, Tom	1988	Eastham, Mark	1982-83	Friberg, George	1958-60
Cheek, W.J.	1944-45			Eaton, Jack	1951, 1953-54	Fritz, Sam	1937-38
Chess, James	1917	D		Ebia, Walter	1962	Frogge, Stanley	1941-43
Chestnut, Daryl	2015-16	D'Avanzo, Nik	2013-16	Echohawk, Owen	1936	Frost, Greg	1968
Childress, Dante	2000-01	Dame, Woody	1964-65	Edling, Chris	2012-15	Fulbright, Gabriel	2002-05
Choi, Brian	1999-00	Danahy, Tom	1905	Edsall, Van	1949	Fuller, Steve	1969-71
Christian, Noel	1994-95	Daley, Steve	1988, 1990	Edwards, Bobby	1986-87	Fullerton, Howard	1916
Ciepiela, Steve	1974-75	Dancel, Zach	2011	Edwards, SaQwan	2012-14	Fulmar, James	1967
Clampitt, Brian	2005-07	Daniels, Maurice	2015-16	Edwards, Torry	1986-87	Funk, Buddy	1982-84
Clancy, Albert	1905	Daniels, Mike	1985	Eicker, Mark	1989-90	Fussell, Josh	2007-10
Clark, Cary	1980-81, 1983	Darling, John	1985	Eidenschink, Rick	1978-80		
Clark, Devin	2006-07	Darrow, Floyd	1938	Elliott, Don	1979-82	G	
Clark, Edwin	1917	Dasoff, L.	1943-44	Ellis, Keith	1975-78	Gabriel, Robin	1980-81
Clark, Ian	2006-09	Daugherty, Duffy	1987	Ellis, Reggie	2010-12	Gaines, Bob	1969-71
Clark, Jim	1942, 1946-47	Daugherty, Zach	2011	Elmore, Ken	1957	Gale, Joseph	1956-57
Clark, Walter	1935-37	Daughtry, Myles	2010	Emmonds, Eugene	1906	Gallagher, Pat	1969-70
Clausen, Chuck	1960-62	Dauphin, Ron	1972-73	Emmons, Gasner	1906, 1909	Gallegos, Dean	1993-95
Clayton, Chase	2011-13	Davis, Chili	1995-96	Ena, Tali	2003-04	Gallegos, Patrick	1970
Clayton, Justin	2003-06	Davis, Chris	2014-16	Enriquez, Jorge	2005	Gallegos, Paul	1931
Clayton, W. D.	1932-33	Davis, DeAndre	2008-09	Enriquez, Nathan	2009	Galles, Herbert	1932
Clewis, Troy	1985, 1987	Davis, Eugene	1989-90	Epps, Corbin	1995	Galles, Herbert Sr.	1906
Cockrell, Jacob	1998-99	Davis, Gary	2000-01	Epps, Martelius	2004-06	Gamblin, Dameon	2013-16
Coen, Hearst	1924-26	Davis, Larry	1956-57	Erb, John	1915	Garber, John	1957-59
Coffey, James	1977-79	Davis, Larry	2000	Erick, Fred	1975	Garcia, E.	1943-44
Coffman, Derek	1988-91	Davis, Marcellus	1989, 1991-93	Erickson, Bobby	1986	Garday, Adam	2004-05
Coggeshall, Charles	1939	Davis, Ricky	2000	Erickson, Duane	1963-64	Gardner, Barney	1937
Coggins, John	1950-51	Davis, Rod	2011-12	Ernst, Steve	1972-72	Gardner, Peter	2009-10
Coit, Trent	1991-94	Day, George	1934-36	Eslinger, F. R.	1944	Gares, Wayne	1955-57
Colburn, Justin	2000-03	Deakins, Warren	1933-34	Esmiol, Morris	1967-68	Garrett, Edwin	1998, 2000-01
Cole, Ken	1962-63	Dean, Robert	1937	Esquivel, Chuck	1979-80	Garrison, Andrew	1991
Cole, Robin	1973-76	DeBesse, Cameron	2012-13	Ethredge, Eugene	1987	Garrison, Barrett	1995-98
Cole, Tom	1983-86	Decker, Paul	1903	Evans, David	1980-81	Garrison, Barry	1984-87
Coles, Rodney	1983-84	Decker, Scott	1979	Evans, I.Q.	1931	Garrison, Eric	2007
Coleman, Travis	1973	DeGryse, William	1926-27, 1929	Evans, Leslie	1936-37	Garza, Pat	1983
Collins, D. M.	1945	DeGulis, Richard	1967	Everett, Lamon	1988-90	Gasaway, Joe	1935-36
Collura, Guy	1985, 1987-88	DeLahanty, Keith	1988	Evins, Jack	1939	Gass, Gordon	1913-14
Combs, Chris	1976-79	DeLayo, Leonard	1941, 1948			Gassoway, Donny	1984-86
Contreras, Ben	2008	Demarest, Jesse	2004	F		Gatewood, Gerald	1947-48
Cook, Buddy	1954	Demman, John	1956	Faha, Frank	1932	Gaus, Tyler	2002-05
Cook, Dave	1972-74	Demory, William	1960	Fahnert, Stephen	2001	Gautsche, Cole	2012-14, 16
Cook, Erik	2006-09	Dennard, Ken	1970	Farrel, Jake	1999-2002	Gawronski, Daniel	2002-03
Cook, Herbert	1947-48	Dennard, Preston	1974-77	Farrell, Dillon	2010-13	Gener, John	1973-74
Cook, Jim	1978-79, 1981	Dennard, William	1933-35	Fashola, Fola	2002, 2004	Gentry, Carl	1948
Cook, Ryan	2002-05	Dennis, Demond	2009-10	Fatokun, Emmanuel	2011-12	Gentry, Don	1954
Cooke, Robert	1949	Dennis, Dole	1965	Faw, Paul	1925	Gentry, George	1919
Cooksey, Dave	1974-75	Denson, Jeremy	2000	Feather, Adlai	1915-16	Gentry, Sam	2015-16
Coon, John	1952-54	DesJarlais, Devin	2014	Feather, Landis	1915	Gentry, Wilber	1939-40
Cooper, Devin	1985-86, 1988	DeVelviss, Ted	1939	Felder, Herbert	2005-08	Gerhardt, Herbert	1924
Copple, James	1999-00	DeWolf, Ed	1910-11	Felicetti, Lawrence	1941-42, 1947	Gerhardt, Scott	1998-01
Corn, Poe	1930-31	DeYoung, Donnie	1982-85	Fellis, Pete	1936-37	Gerpheide, Ben	1919-20
Cornish, Gilette	1909	Dibbles, Larry	1971-72	Fennell, Oscar	1970-71	Gerpheide, Louis	1920
Coughlan, Dick	1957-58	Dickson, Mike	1976-79	Fenwick, Tyler	1998-99	Geter, B. E.	1943, 1946-47
Coulter, Kyle	2001-04	Diller, Rich	1971-73	Ferguson, Bobby	1981-82	Ghent, Chuck	1980-81
Counter, Dwight	2000-03	Dilworth, Mark	1982	Ferguson, Maxwell	1922	Ghormley, Chad	1991
Court, D. B.	1953-55	Dinelli, Dante	1934	Ferguson, Rick	1969	Ghoston, Abe	1993-94
Coverley, Dan	1993-94	Dingwall, B. T.	1933-35	Ferguson, Rodney	2004, 2006-08	Gibson, Tom	1937-39
Coverley, Rod	1993-94	Dinkelmann, Frans	1997-99	Fernandez, Cruz	1934	Giddens, Frank	1977-80
Cox, Dakota	2013-16	Ditmore, Tyson	2004-07	Fernandez, Joey	1991-92	Gill, Ed	1978-79
Cox, D.D.	2003-04	Doar, Fred	1944, 1946	Ferry, Ken	1975	Gill, George	1957-58
Cox, John	1953-55	DoBell, Bob	1937-38	Fields, Chris	1972	Gillaspay, A. P.	1944
Cox, Roger	1950-52	Dolzadelli, John	1925-28	Fields, Sharay	1978-80	Gillespie, William	1968
Cozzens, L. C.	1941	Donohue, Dan	1925	Fiola, Joe	1979	Gipson, Teriyon	2013-16
Craig, Rex	1920	Donaldson, Kenya	2014-16	Fiorino, Vince	1946-48	Girgle, Jacob	2016
Crampton, Jay	1951-54	Donaldson, Terence	1984-87	Fish, Jack	1928-29	Giroue, Rick	1977
Crandall, Bob	1957-59	Donaldson, Tyler	2006-07	Fisher, Reginald	1926	Givens, Aaron	1987-90
Craven, Harry	1925-27	Doran, Tony	1996-97	Fitzgerald, Dan	1971	Givens, Karlin	2009-10
Crawford, Bernard	1903, 1905	Dorris, Paul	1935-37	Fitzsimmons, Dick	1961-62	Gladding, R. D.	1910-11
Creagan, Scott	1988-89, 1991-92	Douglas, Danny	1986	Fitzwater, Terry	1967	Glass, Larry	1960
Crebbs, Chester	1915	Douglas, Darren	1985-87	Flakes, Curtis	2001-04	Glavey, Tom	1935
Creedy, Carson	1924-25	Douglas, James	1940	Flores, Richard	1979	Glassman, Mason	1925-28
Cresap, Zach	2002-03	Drake, Richard	1954-56	Fobbs, Charleston	1986-88	Gleason, Andy	1993-96
Crespin, Ahraya	2009	Drennan, Q'	2016	Foley, Tim	2011-13	Glovetski, Ronald	1956
Creswell, Lewis	1953	Driscoll, Myron	1982-84	Folk, David	1988-91	Godfrey, Stump	2010
Crews, Curtis	1989-90	Drury, Mike	1983	Fonua, Tevita	2016	Golden, Terrell	2000-03
Crist, Elmer	1930	Duff, John	1987-88	Fontes, A. W.	1943	Goldstein, Matt	2002
Crist, Robert	1927-29	Duffy, Francis	1965	Foraker, Creighton	1917, 1919	Gomes, Joe	1984-85
Crocchio, Victor	1941, 1946	Duke, Paul	1960-61	Foran, Nick	1942-43, 1947	Gongbay, Crusoe	2011-14
Crockett, David	2001-02	Dunaway, Ed	1972	Forrest, Bob	1975-76	Gonzales, Danny	1996-98
Cromartie, Jim	1960-62	Duncan, Donnie	2011, 2013-15	Forrest, Bubba	2008-11	Gonzales, Gilbert	1985
Crompton, Jack	1942	Duncan, Pat	1985	Forrest, Mike	1976-79	Gonzales, Jake	1975-77
Cropley, Stanley	1934-35	Duncan, Robert	1972-73	Foster, Alfred	1942	Gonzales, Santiago	1906
Crosby, Al	1985	Duncan, Tyler	2013-15	Foster, Carl	1977-78, 1981	Good, Dennis	1966
Crosby, Lee	2015-16	Dungan, Don	1970-71	Foster, Mannie	1929-30	Good, Mike	1988-91
Cross, Joe	1931-32	Dunlap, Troy	1994, 1996	Foster, Melvin	2004	Goode, Pete	1927-30
Cross, Richard	1983	Dunnigan, Chester	1920	Foster, Ted	1956	Goodloe, Marcus	1989-92
Crowder, Alex	1991-94	Dutton, John	1922	Foulkas, George	1965	Goodson, Chester	1972-74

Gordon, Lennox	1995-98
Gorman, Frank	1969-70
Gorman, William	1909
Gosnell, Wayne	1956-58
Grady, Scott	1976
Grammel, Charlie	2016
Gray, Anthony	1957-58
Gregory, Brandon	2001-02
Green, Dave	1975-76
Green, Lawrence	1997, 1999
Green, Steve	1991-92
Green, Ted	1972-74
Green, Travis	2015
Greenfield, Cora	1914
Greenleaf, Frank	1919-22
Greenwood, Al	1981-82
Greer, Bo	2005-06
Greer, Jacori	2010-13
Grenko, John	1924-25
Griffin, Chris	1992-95
Grossman, Herbert	1951-52
Grueter, Kenneth	1921-22, 1924
Gruner, Brad	2008-10
Guerrette, Ray	1952-54
Gullick, Frank	1958-60
Gurule, Jayson	2013
Gustovich, George	1939-41
Guthrie, David	2013-15

H

Hackett, Hubert	1946
Haemker, David	1995
Haile, Jack	1938-39
Haines, Bob	1974-75
Hakes, Glen	1955-57
Hall, David	2001-02
Hall, Earnest	1909
Hall, Harold	1949-50
Hall, Juamar	2004-05
Hall, Justin	1990-93
Hall, Klint	1990-93
Hall, Lamont	1987-89
Hall, Logan	2004-05
Hall, Lowell	1989-90
Hall, Preston	1974-75
Hall, Richard	1973
Hall, Ron	1974
Hall, Shane	1985-87
Hall, Tom	1936-38
Ham, Nathan	1980-81
Hamilton, James	1909-11
Hamilton, Ron	2001
Hammond, Dale	1945
Hammond, Lynn	1922
Hammond, Robert	1964-65
Hampton, Orvey	1962-64
Hancock, Howard	1962-63
Hankins, Corby	1992-93
Hankins, Spencer	1941, 1946
Hannett, George	1936-37
Hanson, Javier	2000-01
Hanson, R.B.	1943-44
Harbin, Bill	1966
Hardaway, Tray	2008-09
Hardin, Jack	1956
Harley, Paul	1941
Harper, Rantie	1997-00
Harrington, Ed	1922
Harris, Aleem	2005-06
Harris, Chrishone	2001-04
Harris, Darius	1988
Harris, David	1966-68
Harris, Emmanuel	2016
Harris, Joe	1962-64
Harris, Joseph	2010-12
Harris, Mose	1917
Harris, Phillip	1954-56
Harrison, Charles	1965
Harrison, Phillip	2006-07
Hart, Alex	2015-16
Hart, John	1946-48
Hart, Kenneth	1947-49
Hart-Johnson, Delane	2015
Hartshorne, Joe	1969-71
Harvetin, H.J.	1943
Hash, W.J.	1943
Hatten, Sylvester	2007-08
Haury, Richard	1973-75
Hawbaker, John	1972-73
Hayes, Bill	1961
Haynes, Art	2003-04
Haynes, Jim	1974-77
Haynes, Joe	1997

Hays, Guyton	1932-34
Heald, Clarence	1903, 1906
Heald, Kenneth	1903, 1905-06
Heard, George	1960-62
Hearn, Ben	1945
Heber, Brett	1986-89
Heber, Todd	1990-92
Heckroth, Lou	1971
Hedrick, Howard	1940
Hegge, Ron	1977-78
Heidrick, Jeff	1983
Hein, E.L.	1944-45
Helton, Clinton	1961-62
Hembree, Nate	2001-02
Hemphill, Tommy	1995-97, 1999
Henderson, Mike	1987-90
Henderson, Reno	2014-16
Henderson, Roy	1929
Hendrick, Doug	1964-66
Hendricks, Ace	1966-68
Hendricks, Howard	1940
Hendricks, Nelson	1931
Henington, Rex	1965, 1967
Henington, Scott	1961-63
Henley, Jack	1937-39
Henry, Daniel	2014-16
Henry, Fred	1970-72
Henry, Mickey	1965
Hensley, Jim	1976, 1978
Henson, Brent	1981, 1983-85
Henson, Wes	1982-84
Hentrup, Garrett	2009-10
Herbert, W.M.	1943
Hernandez, Chris	2007-10
Hernandez, Danny	1999
Hernandez, Ivan	2008-09
Hernandez, Louis	1922-24
Hernandez, Ralph	1919-20
Hernandez, Walter	1920-22, 1924
Herring, Walter	1993-94
Herron, Bruce	1975-76
Hessel, Mark	1992
Hesselden, Louis	1913, 1920
Hettema, David	1964-65
Hickman, Bob	1941
Hicks, Robert	1968-69
Hicks, W.D.	1937
Hightower, Beau	2006
Hightower, Paytron	2012-14
Hildebrandt, G.J.	1944, 1946-47
Hill, Brian	2010
Hill, Chuck	1949-51
Hill, Clyde	1941
Hill, Harold	1910-11
Hill, Kermit	1930-31
Hill, Randy	1978
Hill, Reese	1939-41
Hill, Warren	1936
Hillenbrand, John	1977
Hillesheim, Mark	1980-81
Hnida, Katie	2002-04
Hodges, Patrick	2003-06
Hoffman, Skiles	1916
Hogan, Larry	1978
Holbrook, B.R.	2009-12
Holler, Jack	1967
Hollingsworth, Shawn	1979
Hollins, Karnell	1989-90
Holloman, Clifton	1939
Holman, Carl	1903
Holmes, Steve	1985-87
Holve, Don	1942
Honan, Bernard	1946
Hood, David	1979-80
Hooks, Anthony	2008-11
Hopkins, Edmund	1922
Horgan, Edward	1922
Horn, Jeff	1980
Hornfeck, Ray	1981-84
Hott, Beau	2016
Houghtaling, Jeff	1994-96
Houston, Chris	1987-88
Howard, Scott	1985-88
Howden, William	1929-30
Howes, Jeff	1985, 1987-88
Hracek, Alan	1967
Hubbard, Don	1972-73
Hubbell, James	1938-39
Hudspeth, Max	1974, 1976-78
Hughes, Garrett	2015-16
Hughes, George	1946-47
Hughes, Herbie	1949-50, 1955
Hugine, J.J.	2010

Humphreys, Bryan	2002-04
Hunt, Ronnie	1982-83
Hunter, Chawn	1984
Hunter, D.	1911-12
Hunter, Mark	2011-12
Hunter, Weldon	1951-52
Hutchins, John	1949
Hutchinson, R.	1911-13
Hutchison, Stephen	2004-07
Hyder, Don	1951-52

I

Iacenda, Ted	1999-00
Imboden, Carl	1944
Irwin, Blake	1994-97
Irwin, Lloyd	1903
Ivy, Charles	1964
Ivy, Jarvis	1957-59

J

Jack, Eric	1990-93
Jackson, Barry	1989-91
Jackson, Carl	1965-66
Jackson, Johnny	1981-84
Jackson, Rashad	2012
Jackson, Vershad	2012
Jacobsen, Evan	2009-12
Jaeger, Roland	1952, 1954
Jaeger, Shane	1994-97
James, Ned	1985-86
James, Victor	2006-09
Jasper, Larry	1960-62
Jaworsky, Eric	1997-99
Jenkins, Aaron	2015-16
Jenkins, Curtis	1935-36
Jenkins, Darren	1981-84
Jenkins, Jerome	2007-08
Jenkins, Robert	1927, 1929
Jensen, Kurt	1989-90
Jensen, Robert	1960-62
Jeter, Calvin	1964-65
Johannemann, Seth	2007-08, 2010
Johnson, A.J.	2011
Johnson, Bob	1974-75
Johnson, Brandon	2008
Johnson, Brian	1998-01
Johnson, Casey	1998-99
Johnson, Che'	1995-1998
Johnson, Daniel	1993-96
Johnson, Darryl	2010-13
Johnson, Javarie	2012-14
Johnson, Julius	1980-82
Johnson, Kelvin	1983-84
Johnson, Michael	1980-83
Johnson, Nick	1981-84
Johnson, Randy	1987
Johnson, Reginal	1996-99
Johnson, Tim	1977
Johnson, Thomas	1968
Jones, Albert	1991
Jones, Clarence	1976-77
Jones, Cranston	2012-15
Jones, Daryl	2006-09
Jones, Greg	1972-74
Jones, Jack	1932, 1934-35
Jones, Jahvon	2016
Jones, Howard	1974
Jones, Ogle	1921-22
Jones, Rick	1973-74
Jones, Ridge	2013-15
Jones, Taihi	1991
Jones, Tony	1984-85, 1987-88
Jones, Tyrone	1984-85
Jones, Wendell	1984
Jones, Woody	1966-68
Jordan, Avery	2016
Jordan, Lamar	2014-16
Jordan, Romell	2014-15
Josue, Hebrews	2001-02
Jourdan, William	1942-43
Journagan, Travis	1996-98
Juarez, Cole	2014
Juarez, James	1953-55
Jurasek, Joe	1980

K

Kaiser, William	1951-52
Kannike, Musa	1987-88
Karsten, Karl	1910
Kase, Cody	2004-07
Katz, Leo	1942
Keasler, Ed	1933-34
Keeler, Billy	1989-90

Keeran, Bob	1974
Katz, Leo	1942
Keasler, Ed	1933-34
Keeler, Billy	1989-90
Keeran, Bob	1974
Kegler, Daniel	2001-03
Kelleher, J.P.	1944-45
Keller, Ron	1983-86
Kelley, Buster	1922
Kelly, Ben	1946-47
Kelly, Brent	1985-86
Kelly, Casey	2001-03
Kelly, Charles	1962-63
Kemp, Tony	1988
Kennedy, Brett	2008-11
Kenney, Donald	1956
Kennedy, George	1960
Kiethly, Ray	1935-36
Kilby, Anthony	2005-07
Kincaid, Shannon	2000-03
King, C.R.	1944-45
King, Todd	1985
Kirby, Karlos	1990
Kirk, Ty	2009-12
Kirkindoll, Mike	1986
Klein, Edward	1941-42
Klein, Todd	1970-71
Knapp, Wilson	1948-50
Koch, James	1956-58
Koehler, Charles	1948
Kohl, Ronald	1970-72
Konte, Abdallah	2007-08
Konte, Mohammed	1998-01
Konte, Sulayman	2000-01
Kopecky, Rick	1974-75
Korpitz, Larry	1969-71
Korte, Merle	1947-49
Koskovich, Charles	1951-53
Koskovich, Mark	1976-78
Kosor, John	1960-62
Kostenbader, Kenneth	1949-50
Kowalczyk, Joey	1991-93
Koury, Gene	1948
Kozial, Julius	1967-69
Krall, Rudy	1945-48
Kranz, Roger	1957-59
Kreuter, Norman	1967
Kubowicz, Mike	1971-73

L

Laberrere, Paul	1971-72
Lackey, Laurance	1912
Lafferty, Todd	1979-80
Lahusen, George	1967
Lamm, Jack	2013, 16
Lane, John	1979-82
Langford, Ryan	2014-15
Langston, Calvin	1915-16
Lapraik, Jack	1912-13, 1915
Lara, Danny	1986-87
Larson, Ed	1988
LaShell, Eugene	1942
Latchison, Jaymar	2008-11
Lauderdale, Dick	1952-54
Lawler, Larry	1980-81
Lawson, Jajuan	2016
Lawson, Nicky	2007
Lawson, Skip	1969-71
Layden, Bill	1981-83
Leach, Jeremy	1988-91
Leadbetter, Thomas	1964-66
Leavell, Orlando	1986-87
Lee, Chester	1913-14
Lee, Chris	2014-15
Lee, Floyd	1912-14
Lee, Robert	1952-54
Lege, Ken	1973-74
Lehman, Nick	2014-15/6
Leiblic, James	1967
Leigh, Graham	1996-98
Leigh, Kevin	1998
Leigon, Steve	1964
Leisk, H.	1944
Leland, Todd	1984
Lembke, Charles	1906, 1909-11
Lenoir, Scott	1984
Lennon, John	1968
Lezmeler, Jason	2000-03
LePlatt, Jack	1942
Letuligaseoa, Tony	1971-72
Levingston, Donald	1988-90
Levstik, David	1989-91
Lewis, Chris	2015-16

Lewis, Jay.....	1931	Mar, Dennis.....	1967	Messer, Brian.....	1997	Newman, Tevin.....	2011-14
Lewis, Julian.....	2011	Marsh, H.E.....	1909-10	Messina, Carmen.....	2008-11	Newton, Kevin.....	1988
Lewis, Kenny.....	1997-98	Marshall, Jimmy.....	1988	Metzger, Jered.....	2007	Nicholl, Rob.....	1989-90
Lewis, Tim.....	1968-69	Martin, Bertrand.....	1995	Meyer, Ronald.....	1967-68	Niemants, Marion.....	1937-38
Leyba, Eddie.....	1956	Martel, John.....	1937-38	Meza, Frank.....	1964-65	Noe, Henry.....	1969-70
Leyva, Porky.....	1954-56	Martin, Danny.....	2007-09	Mickelson, Bob.....	1944-45	Novak, Jay.....	1992-93
Ligon, Blake.....	2005-08	Martin, Nias.....	2015-16	Miksch, Doug.....	1979	Nohl, Louis.....	1915-16
Lilly, Elijah.....	2016	Martin, Ricky.....	1976-78, 1980	Miles, Ben.....	1945	Noland, J.....	1944, 1947-48
Lindstrom, Steve.....	1976	Martin, Will.....	1991-92	Millea, Justin.....	2000-02	Nuckolls, Norman.....	1950-51
Lipp, Maurice.....	1929-31	Martinez, Art.....	1985-88	Miller, Adam.....	2008-09	Nunley, Lon.....	1982-85
Lisker, John.....	1993-94	Mason, J.V.....	2011	Miller, Bart.....	2006-07		
Litchfield, Don.....	1950	Mateialona, Tuli.....	1992-93	Miller, Casey.....	1978-79		
Littrell, Ike.....	1911-13	Mathews, Glen.....	1994	Miller, Floyd.....	1920		
Lively, Dennis.....	1961	Mathiasmeier, Mark.....	1982-84	Miller, George.....	1957	Oakes, George.....	1970-72
Livingston, Frank.....	1933, 1935-36	Mathis, Terance.....	1985-87	Miller, Hurald.....	1942	O'Bannon, Turhon.....	1992-93
Locksley, Meiko.....	2011	Matison, Rene.....	1968	Miller, Mickey.....	1941-43	O'Brien, Jon.....	2004-07
Logan, Grant.....	1951-52	Matteucci, Ralph.....	1951-53	Miller, Samuel.....	1903	Ocampo, Aaron.....	1995
Logan, Karl.....	1989-90	Matthews, Dave.....	1951-53	Mills, DeShawn.....	2009-12	Ocasio, Austin.....	2015
Loken, Arnold.....	1940-41	Matthews, Jasper.....	1993	Milner, Derrick.....	1995-98	Oglesby, Barton.....	1940-41
Lollie, David.....	1984-87	Matthies, Richard.....	1967	Milton, Richard.....	1946-48	Ojeda, Hugo.....	1990-93
Lomarri, Joe.....	1931	Maull, Kerry.....	1987	Minuti, Dennis.....	1971	Okonkwo, Kene.....	2014-16
Long, B.J.....	1998-01	Maurer, Dave.....	1999	Miranda, Max.....	1995	Oldenkamp, Bryan.....	2015
Long, Boyde.....	1957-59	Maurer, Jim.....	1968	Mitchell, Robert.....	1981-82	Oliver, Jamie.....	1996-97
Long, Deon.....	2011	Maxwell, Kenneth.....	2014-15	Mitchem, Clayton.....	2013-14	Oliver, Jon.....	1999-01
Long, Malcolm.....	1924-27	May, Eric.....	2000	Moar, Hector.....	1929	Oliver, Scott.....	1966-68
Long, Rocky.....	1969-71	Mayo, Joseph.....	1903, 1905	Moates, Guy.....	1945	Oliver, Winslow.....	1992-95
Lookingbill, John.....	1948-49	Mazotti, Tony.....	2000-01	Mobley, Justin.....	1999	O'Neal, Albert.....	1964-66
Looney, Pat.....	1982-84	Mazzella, Mike.....	1982-84	Moffa, Reno.....	1947-49	O'Neal, William.....	1965
Lopez, Clayton.....	1990	Mazzone, Noel.....	1976-78	Moffitt, Cort.....	1999	Ordenstein, Jacob.....	1999
Lopez, Emilio.....	1935-36	McAlpine, Edward.....	1954	Mohoric, Mike.....	2002-05	Ordenstein, Kawika.....	1997
Lopez, Flavio.....	1997	McAlester, Gary.....	1973	Monfort, Avery.....	1938-39	Orrison, Clay.....	1986-87
Lopez, Tim.....	1981-83	McArthur, Stewart.....	1919-20	Monk, Albert.....	1924-25	Orvick, David.....	2012-13
Lott, Jerry.....	1954-56	McBain, Mat.....	2012-13	Moore, Alan.....	1977-79	Osborn, David.....	1979-82
Lovato, Jeremiah.....	2006-08	McBee, Tom.....	1969-70	Moore, DonTrell.....	2002-05	Ottmann, James.....	1960-63
Lovato, Martin.....	2001-03	McCabe, Brian.....	1984-87	Moore, Ivory.....	1968	Owens, Al.....	1987-88
Love, Montez.....	1981-84	McCall, Kim.....	1988-91	Moore, J.....	1943	Owens, Tyrone.....	2015-16
Lovett, Bruce.....	1963	McCall, Nate.....	1970-71	Moore, Monty.....	1971-73	Owens, William.....	1978-79
Lovett, Gerald.....	1949-50	McCanna, Joe.....	1913	Moore, Terry.....	1992-93	Owens, Willie.....	1988
Lozier, Bob.....	1958-60	McCarthy, Tom.....	1933	Moore, William.....	1927-28	Owensby, Fred.....	1941
Lucksinger, Brett.....	1994	McClellan, Alfred.....	1903	Moores, Mark.....	1978-81		
Luksich, John.....	1939-41	McClintick, Ross.....	1941	Morales, Andy.....	1955, 1957-58		
Luse, J. W.....	1903	McClure, Dwight.....	1917, 1919-20	Morales, Manuel.....	1949-50, 1953	Pafford, W.B.....	1944-45
Lusk, Greg.....	1982	McClure, Rashad.....	1999-01	Morgan, Bobby.....	1952-54	Pagador, Steve.....	1994-95
Luther, Barry.....	1984-87	McConnell, Chalmers.....	1909	Morgan, Bobby.....	1960-62	Paige, Frank.....	1981
Lutjens, R.D.....	1944	McCormack, Butch.....	1974-75	Morgan, Eric.....	1989-90	Paiz, Abedon.....	1934-35
Lutz, Tim.....	2008	McCormick, Van.....	1987	Morris, Gayland.....	1964-65	Palmer, Robert.....	1934
Lyden, Joseph.....	1947	McCown, Quinton.....	2012-13	Morris, George.....	1980-81, 1983	Panzica, Richard.....	19

Pickett, Doug	1984
Pierson, John	1960-61
Pierson, Robert	1962-64
Pikington, Bud	1937
Pino, Curtis	2004-06
Platt, Jeff	1989-90
Plum, Jason	1997-99
Plumlee, Gary	1963-64
Plumley, Johnny	1978
Boehlmann, Matt	2002
Polk, Eugene	1948-49
Pollard, Gerald	1967
Popejoy, John	1922
Popejoy, Tom	1921-24
Porterie, Donovan	2006-09
Pound, Marlin	1951-54
Powdrell, Mike	2004-05
Powell, Everett	2016
Powless, Clarence	1931, 1936
Pratt, William	1903
Presente, Joseph	1967-68
Pressley, Jhurell	2012-15
Pribble, Dick	1955-56, 1958
Price, Harry	1969-71
Price, Jamal	2011-14
Price, Milton	1949
Price, Randle	1997-98
Price, Robert	1909
Probert, William	1912-13
Prock, Lavern	1956-57
Proctor, Malcolm	2013
Prohaska, Jerry	1957, 1959
Prokopiak, Mike	1950-52
Puccetti, Loe	1929
Purvis, Jason	1996-99

Q

Quarells, Matt	2015-16
Quillen, Matt	2005-08
Quin, Glover	2006-08
Quintana, Stan	1963-65
Quist, Buster	1956-57

R

Rainer, Reggie	1990-93
Rainey, Johnathan	2008-10
Rainey, Rashad	2012-13
Rall, Bob	1965-66
Ramirez, Daniel	2003-05
Ramsay, Brian	2006
Rankin, A. G.	1940
Ratcliff, Brandon	2000, 2002-03
Ratzlaff, Fred	1971-72
Raven, Carl	1982-83
Ray, John	1979
Ray, S. G.	1978-79
Raymer, Matt	2011-12
Reardon, William	1925-27
Redmond, Ike	1926
Reed, Jeff	1988
Reed, Lucas	2009-12
Reed, Patrick	2015-16
Reid, Harold	1960
Reidy, John	1929-30
Reina, Frank	1984-85
Renfro, Charles	1924-26
Renfro, Everett	1929
Renfro, Fred	1937-38
Renteria, D.J.	2000-03
Repetto, Gary	1965
Rettko, Bill	1952
Reyes, Daniel	1998-99
Reynolds, Fred	1948-50
Reynolds, Steve	1937-38
Rice, Lucien	1930
Rice, Ryan	2001-03
Rice, W. E.	1944
Rich, Randy	1972-75
Richardson, Kris	1989
Rideout, Garland	1927
Riley, Dick	1928-29
Riley, Harold	1955
Rice, Ryan	2001, 2004
Ringland, Frank	1911
Rivara, Greg	2012
Roadstrom, Roger	1988-89, 1991
Robbins, Kirk	1998-01
Roberts, Chuck	1957-59
Roberts, Jack	1941
Roberts, Orville	1941
Robertson, Henry	1938-39
Robison, Pete	1974-76

Roquemore, Levi	1994
Rodgers, Frank	2001
Rodgers, Reggie	1987
Rogers, DeMarcus	2012-13
Rogers, Glen	1919
Rogers, Glenn	1983-86
Rogers, Mel	1919
Rogers, Pat	1972
Rogers, Zack	2014-15
Rojas, Michael	1964
Romero, Fred	1979
Romero, Jeff	1985
Romero, Martin	2003-04
Romero, Pedro	1917
Romero, Steven	2013-16
Romine, Dillon	2013-15
Rose, Mason	1956-58
Ross, Edmund	1905-06
Ross, Gilbert	1939
Ross, Henry	1980
Ross, Houston	1969-71
Ross, Ken	1969
Ross, Mike	1997-98
Ross, Ned	1943
Rosseau, Troy	1990-91
Rothschiller, Jake	2015-16
Rothschiller, Kyle	2016
Roy, Tre'Von	2014
Royston, John	1985
Rozzell, Ja' Mine	1996
Rucker, Billy	1984-86
Rucks, Mike	1966-68
Rumbaugh, Robert	1976-78
Runcorn, Wilbert	1955
Rupcich, Mark	1973-75
Rupp, Zach	2002-03
Rushing, Jack	1939
Russell, Marty	1979-80
Russell, Ricky	1984-85
Russo, John	2013-16
Rutherford, Wayne	1941
Ryan, Tom	1976-78
Ryder, W. W.	1943-44

S

Saavedra, Aaron	1993-95
St. Aubyn, Jared	1998
Salas, Marcus	1942-44
Sampson, Lawrence	1965
Sampson, Reginald	1996-99
Samuelson, Jon	1997-99
Sanders, Claude	1939-40
Sanders, Jack	1939
Sanders, Jason	2014-16
Sanders, Rashaun	2001-03
Santiago, Bobby	1960-62
Santos, Ryan	2013-16
Sargovetz, Greg	1967-69
Saulsberry, Joshua	1906, 1909
Sauter, Steve	1981-84
Savale, Rich	1969
Sawyers, Dan	1955
Sayers, Jim	1977-79
Scanlon, Tim	1967
Scarber, Sam	1968-70
Scarlett, Michael	2008, 2010-11
Schaefer, Matt	1978-79
Schlick, Karl	1931, 1936
Schlick, Mike	1955
Schmidt, Michael	1961-62
Schultz, H. P.	1944
Schultz, Jay	1988-90
Schuman, Walt	1931-32
Schweer, Fred	1993
Scott, Don	1947-48
Scott, Gene	1959-61
Scott, Jordan	2006-07
Sebben, J.	1902-03
Seder, Howard	1910, 1913
Sedillo, Frank	1979-81
Seery, Alfred	1928-30
Seery, Carl	1938-40
Seery, George	1931-33
Seery, James	1930
Seiders, Sherman	1967
Segears, Eddie	1966-67
Seis, Wally	1965-66
Selander, Joe	2002-05
Sellers, Donald	1995-96
Sells, Joe	1983-86
Selva, Lawrence	1906, 1909-10
Senesio, Peter	1916

Server, Leon	1941-43
Severns, Ralford	1930
Sevila, Al	1970
Sganzini, William	1919-20
Shakir, Yousuf	2008
Sharper, Terrence	1991, 1993-95
Shaski, John	1958-60
Shaw, Mike	1972
Shaw, William	1968-69
Sheehan, Charlie	1975-76
Shelton, Chris	1994-97
Shepherd, Derrick	2001
Shepherd, Sherman	1984
Sheppard, William	1946
Shetler, David	1964-65
Sheyka, Pete	1939
Shields, Hastings	1913-14, 1916
Shipkowski, John	1969-71
Shipley, Ron	1988, 1990
Shirley, Roark	1976-77, 1979
Shufflebarger, Frank	1913
Shultz, Ben	1978-80
Shultz, Bob	1975-76
Shupryt, Bob	1977-80
Silva, Jose	1909
Silver, Dan	1967-68
Silver, Don	1967-68
Simmons, Ewing	2016
Simmons, Matt	1994-95
Simmons, Vaughn	1986
Sims, Eric	1991
Simpson, Al	1938-39
Simpson, Jake	1980-82
Singer, Bob	1937
Sitkowski, Paul	1970
Skaer, Ben	2010-13
Skandale, George	1939
Skapinec, Steven	1941
Skene, Derek	1982-84
Skene, Scott	1982-85
Skidmore, Frank	1934-36
Skinner, Grant	1997-98
Slater, Steve	1988-91
Slivkov, J.J.	1943
Sloan, David	1993-94
Sloan, Gary	1956-57
Smalls, Christopher	2013, 2015
Smelser, Geoff	2014
Smith, Calvin	2010
Smith, Chad	1995-98
Smith, Charles	1941
Smith, Cleveland	1994
Smith, Darwan	1941
Smith, Doug	1978-79
Smith, E.	1910
Smith, Frank	1934, 1936
Smith, James	1941-43
Smith, Ken	1971-72
Smith, Manny	2001
Smith, Marcus	2004-07
Smith, Mike	1988-91
Smith, Myrl	1946, 1948
Smith, Paul	1965, 1967
Smith, Tate	2008
Smith, Wade	1990
Smith, Wales	1905
Smylie, Tom	1957
Snook, Eugene	1937-38
Snyder, Don	1968
Somoye, Anu	2016
Solomon, Creighton	1993-94
Solomon, Frankie	2006-09
Solomon, Quintell	2009-12
Sorenson, Jeremy	2000-01
Southard, Engle	1952-54
Sparlin, Deinzle	1940
Spear, Phillip	1956-57
Speegle, Nick	2001-04
Speer, William	1948-50
Spencer, Dennis	1979-80
Spiller, LaMarcus	1999
Spinelli, Bobby	1953-55
Spitzer, Jerry	1941
Spitzer, Richard	1940
Spooner, Phillip	1954
Spriggs, Dan	1970-72
Stafford, Rishard	1998
Stallings, Bucky	1962-63
Stamm, Roy	1896-98
Stanton, Marcus	1996-97
Stanton, Mark	1988
Stapp, Clay	1994

Stark, Kevin	1977-78
Statler, R. D.	1943-45
Steed, John	1916
Steele, Berry	1968
Steele, Mike	1972
Steele, Steven	2016
Stein, Sean	1999
Stell, Durward	1961
Stell, Joe	1948-49
Stephens, Henry	1997-99
Stevenson, Anthony	1985-86
Stewart, Carneiris	2009-11
Stewart, Gil	1974-75
Stewart, James	1988
Stewart, John	1969
Stewart, John T.	1961
Stine, Tom	1969
Stinnett, Rufus	1927-28, 1930
Stinnett, Marion	1922
Stokes, Eddie	1961-63
Stone, Alan	2004
Stone, Terry	1967-68
Stoner, Joe	2009-12
Stowell, Alex	1991
Straub, Mitch	2007-08
Streid, Matt	2008
Strom, Charles	1911
Strong, Grover	1902
Strother, Billy	2002-03
Stull, Tyson	1992
Sukkary, Hany	1989, 1991
Sullivan, Brad	1988-91
Sullivan, John	2007
Supergan, Bob	1973-74
Suplizio, Sam	1952
Sutton, Jon	1975-78
Swan, Carl	1949-50
Swan, Robert	1956-57
Swanson, Steve	1969-71
Swearengen, Bob	1934
Swift, OJ	2005-07
Sylvia, Bobby	1991
Symons, Greg	1971-73

T

Tabannah, Devonta	2011-14
Tafoya, Alfred	1942-43
Taggard, Joseph	1961
Tallent, Derek	2007
Tamura, Ron	1982
Tannehill, Charles	1937-39
Tascher, J.	1903, 1906
Taufalele, Joshua	2008-09
Taylor, Draven	2014
Taylor, Lawrence	1946
Taylor, Robert	1981
Taylor, Ryan	1996-97
Taylor, Sam	1986-87
Teal, Anthony	1998
Templeton, Earl	1977-78
Terpening, A.L.	1952-54
Terrell, Claude	2001-04
Terry, Adrian	1999-01
Terry, R. W.	1944
Thacker, Chad	1997-98
Thayer, James	1941
Theragood, Frank	1976
Thomas, Bob	1957-59
Thomas, Gordon	1932
Thomas, Johnnie	1994
Thomas, Kenny	1992-93
Thomas, Lamaar	2011-12
Thomas, Mike	1986, 1988-90
Thomas, Milton	1993, 1995-97
Thomas, Roston	1992-95
Thomas, Terrence	2000-03
Thomas, Zach	1968
Thompson, Bill	1941-43
Thompson, Carl	1988
Thompson, Charles	1955-56
Thompson, Dave	1974-76
Thompson, Evroy	2003-05
Thompson, Germany	1998-99
Thompson, Jon	1989-90
Thompson, Kevin	1976
Thompson, Tommie	1922
Thompson, W.	1943
Tidwell, Dennis	1963-64
Tiedemann, Rick	1988-89
Timmons, Taylor	2015-16
Timpe, Dennis	1970
Tisdale, Casey	1998-99

Tolliver, David	1972-73
Torza, Daniel	1996-98
Toulouse, James R.	1937-38
Traylor, Loyd	1947
Trigg, Ralph	1933
Troublefield, Glenn	1962-64
Tucker, Fred	2003
Tuohy, Michael	2004-07
Turman, Smokey	1974-77
Turner, Ben	1972-73
Turner, Bill	1977-78, 1979
Turner, Brandon	1993-96
Turner, Dave	1962
Turner, Jerry	1977-78
Turner, Mark	1989-91, 1993
Turner, Robert	2003-06
Turral, Willie	1982-85
Tvrdik, Wayne	1963-64
Twitty, Dominic	2012, 2014
Tydings, Nelson	1934-35
Tyner, Matt	1994-97

U

Udeh, William	2013-16
Ulale, Fatu	2011, 2013
Ullom, W.	1942-43
Ulmer, Clint	1982
Umdenstock, Bob	1985-86
Uranich, David	1981-84
Urban, John	1970-72
Urich, D.L.	1944
Urlacher, Brian	1996-99
Usry, Charles	1986-87
Uzodinma, Ugo	2010-12

V

Vail, Nathan	1993-94
Vainisi, Frank	1967
Vaipulu, Steve	1989-90
Valentine, Jack	1941-42
Valentini, Hirau	1946
Vallez, Emilio	1965-67
Vasquez, Raul	1965, 1967
Vaughan, Phillip	1986, 1988
Vaughn, Rick	1993
Vega, David	2013
Vellone, Louis	1963
Venable, Mark	1978-79, 1981
Villarruel, Domingo	2001
Vivian, Joe	1961-62
Vizcaino, Johnny	2013-14
Volz, Pascal	1996-97

W

Watchel, Charles	1939
Wadeill, John	1946
Waites, Reggie	1979-81
Wagner, Ken	1966
Walker, A.	1934
Walker, Bob	1934-36
Walker, George	1911-12
Walker, Harry	1947
Walker, Tom	1970-71
Wallace, Chris	1994, 1996-98
Wallace, Rod	1968-70
Wallace, Ron	1973-75
Wallach, Charles	1942
Walsh, Michael	2015-16
Walsh, Rick	1987-88
Walters, Luke	2006
Walton, Gene	1932
Walton, Jack	1931-33
Walton, Kevin	2001-04
Ward, Claude	1962-64
Ward, Dave	1934
Ware, Howard	1969-71
Warfield, Pat	1977-78
Warfield, Steve	1982
Warner, Dave	1988
Warrington, Henry	1952
Washington, Derrick	1989-90
Washington, Jon	2011
Washington, Stacy	1996-99
Watkins, James	1941
Watson, Derek	2001-03
Watson, Jim	1946
Watson, Jim	1949
Watson, John	1951
Watts, George	1938-39
Webster, Steve	1985-88
Weise, Marcel	1986-87
Weisman, Don	1980-81

Weldon, Jack	1949
Wells, Roy	1933-35
Wells, Trimble	1905
Wenk, Robert	1960
Wesley, Zack	1991, 1993-94
West, Ken	2004-05
Westcott, Tim	1975-77
Wheichel, Tom	1943
White, Bill	1968
White, Donnie	2013-16
White, George	1917
White, Larry	1951-54
White, Lynn	1955-57
White, Mitch	1987-88
White, Reece	2012-15
White, Roy	1994-97
White, Wade	1971
Whitehead, Kenneth	1983-84, 1986
Whitehill, Harvey	1932-33
Whitesell, W. A.	1944-45
Wiczorek, Andy	1976-78
Wiegel, Phillip	1941-42
Wiggins, Carlos	2012-15
Wiggins, Holmon	1998-01
Wigley, Robert	1915-16
Wiley, Sidney	2002-03
Wilfley, Vernon	1916, 1920-21
Wilhelm, Nick	2008-10
Wilkinson, Tim	1992-93
Williams, Bryant	2008-10
Williams, Chad	1990
Williams, Charles	1931-33
Williams, Derwin	1979-80, 1982-83
Williams, Jerone	1989-90, 1992-93
Williams, Johnny	2016
Williams, Ken	1976-77
Williams, Maxie	1965
Williams, Mark	1978-79
Williams, Martinez	1996-99
Williams, Mica	2008
Williams, Mike	1975-78
Williams, P.E.	1945
Williams, Randy	2013-14
Williams, Thomas	1916
Williams, Todd	1993-94
Williams, Troy	1973
Williams, Zach	2001
Williamson, Morrelle	1930
Williamson, Todd	1982-84
Williford, Richard	1946-48
Willis, Joe	1943-1948
Wilson, Amos	1999, 2001
Wilson, Don	1978-79
Wilson, James	1925, 1927-1929
Wilson, J.B.	1938
Wilson, Kelly	1981-82
Wilson, Marc	1991-92
Wilson, Ray	1992-93
Wilson, Steve	1974-75
Wilson, Ted	1966
Wilson, Thomas	2005-06
Wilson, Wilber	1925, 1927, 1929
Wimberly, Harold	1946-48
Wingate, John	1994-97
Winkler, Bob	1971-73
Winter, Robert	1969-70
Winston, Carl	1990-93
Winston, Richard	2012-14
With, Marcelle	1934-36
Witkowski, Tony	1951-52
Witten, Oliver	1919-20
Wolcott, Joe	1959-61
Wollitz, Leny	1970
Woodcock, John	1972-73
Woodhouse, Diquon	2015-16
Woods, Don	1973
Woods, Jameal	1994-97
Woods, Manley	1990-92, 1994
Woodlridge, N.W.	1911
Wooten, Andre	1988, 1990
Wortman, Greg	2014
Wright, Antoine	1995-98
Wright, Brad	1978-80
Wright, DeAndre	2005-08
Wright, James	2008-11
Wright, John	1931
Wright, Quincy	1999-2002
Wylie, Marshall	1926-28
Wyrick, Dave	1977-79
Wysong, Ben	2006
Wysong, Adam	1997

Y

Ydens, Bob	1978-80
Yeager, Tim	1980
Young, Claude	1945
Young, Eric	1992, 1994
Young, Freddy	2009-12
Young, Joe	1982-83
Young, Terry	1988-90

Z

Zamprelli, Paul	1979, 1981-82
Zamora, Drew	2008
Zanet, John	1946
Ziegler, David	1986-88
Zikan, Doug	1989-91
Ziltz, Jack	2014, 16
Zintak, Ken	1976-78
Zunker, Wes	2001-04

Assistant Coaches:

Aiken, Ron	1991-94
Anderson, Blake	1999-01
Anderson, Jim	1974-76
Azar, Greg	1984
Bailiff, David	1992-96
Baldwin, Dave	2007-08
Bame, Damon	1968-69
Barlow, George	2009-11
Barnes, Willis	1947, 1950-51, 1954-55
Bartosh, Gil	1977
Baumgartner, Scott	2013-16
Baysinger, Reeves	1950-52
Becker, John	1972-73
Bender, Mike	1980-82
Berrymann, Jim	1986
Bielat, Larry	1968-69
Blackshear, Cheston	2009-11
Bleil, Fred	1992-95
Blue, Ken	1960-66
Bolinger, Bo	1963-67
Bostad, Bob	1999-2005
Bradley, Gerald	1999-01
Brown, Dan	1987-91
Bujewski, Mike	1984-86
Bunting, Dick	1963-66
Burney, Jacob	1983-86
Campbell, Dean	1978
Canty, Bill	1974-77
Carter, Rubin	2009-11
Chelf, Don	1958-59, 1967
Christoff, Andy	1973
Clark, Bert	1968
Conway, Jeff	1998-2003
Cosgrove, Kevin	2012-16
Cromartie, Jim	1965-67
Cullen, Lou	1954-59
Darnell, Dennis	1992-98
Davie, Clay	2015-16
DeBesse, Bob	2012-16
Degory, Mike	2009-10
Dennard, Preston	1991
Dickey, Darrell	2009-10
Dodd, Dan	1996-97, 2000-06
Dunn, Joe Lee	1980-82
Dunn, Kasey	1996-97
Dykes, Spike	1977-78
Eggen, Stan	1997, 2016
Eumont, Vic	1990-91
Fairchild, Steve	1987-89
Faulkner, Kevin	1994-98
Feldman, Marty	1955
Fenwick, Jim	1998-99
Ford, Robert	1977-79
Fuller, Leon	1969-72
Gerald, J.B.	2009
Gonzales, Danny	2006-08
Gregory, Roy	1984
Griffin, Gary	1978-79
Griffith, Ben	1985-86
Hall, Charlie	1992-95
Hardy, Jerry	1970-73
Hawley, Eldon	1967
Higgins, R. S.	1979
Hollinger, Johnnie Mac	1983-84
Hudson, Ron	2011
Huey, Gene	1974-76
Hutzler, Coleman	2012-13
Jackson, Cornell	1995, 2006
James, Robert	1978-79
Jefferies, Craig	2011
Johnson, Reed	1970-72
Klinker, Walt	1968-72, 1977-79
Korpitz, Larry	1990
Kragthorpe, Dave	1991
Kurucz, Tom	1980-83
Lambert, Ed	1987

Lee, David	1983
Lenzmeier, Jason	2007-08, 2012-15
Levy, Marv	1956-57
Lewis, Marvin	1987-89
Lewis, Osia	2003-07
Liggins, Tommie	1991
Long, Rocky	1978-80
Luper, Curtis	2002-04
MacMillian, Charles	2014-16
Mallory, Doug	2009-10
Martin, Tee	2009
McCray, Bob	1974-76
McDaniel, Archie	2012-14
McDuffie, Wayne	1974
McMahon, Tom	1980-82
McNitt, Jay	1967
Mendenhall, Bronco	1998-2002
Mills, Jeff	2012-13
Modkins, Curtis	1998-01
Moller, Chuck	1992-96
Moller, Denny	1989, 1991
Mondt, Bill	1968-73
Moses, Wayne	1989
Neal, John	1981-85
Neinas, Toby	2009-11
Neumann, John	1956-59
Newhouse, Greg	1990
Nichols, Walker	1947
Norrell, Jim	1983-86
Norwood, Gordon	1980-82
Parks, Mark	1992-97
Patterson, Gary	1996-97
Peterson, Bob	1960-66
Perini, Dale	1968-69
Petrol, George	1947, 1951, 1954-55
Pettas, John	1988-89
Plater, Dan	1987
Preston, Buzz	2007
Pugh, George	1980
Quarless, Jan	1990-91
Quintana, Stan	1981-86
Reaves, David	2010-11
Reffett, Troy	2004-08
Reinebold, Jeff	1990
Reno, Frank	1950
Repetto, Gary	1973
Rodriguez, Lenny	1998-2006
Rome, John	1987-89
Rust, Rod	1960-62
Sacks, Barry	2014-15
Schultz, Mike	1992-97
Simmons, Al	2015-16
Simon, Matt	1992-93
Sloan, Gary	1967, 1970-71
Smith, DeAndre	2008, 2012
Smith, Reese	1960-64, 1976
Sparks, Joe	1983-86
Stanley, Bob	2006
Stanton, Jack	1987-88
Strauss, Jason	2002-05
Stretz, Grady	1998-2005
Stubblefield, Taylor	2012
Summerville, Jerry	1968-73
Swisher, Joel	1990-91
Taylor, Trooper	1998
Throckmorton, Todd	2006-08
Titchenal, Bob	1950-51
Todd, Everett	2002-05, 2007-08
Toledo, Bob	2006
Trickett, Rick	1985
Tommerdahl, Mark	1997
Tuitele, Saga	2016
Valero, Art	1987-89
Warehime, Derek	2012-14
Warhop, George	1990-91
Washburn, Jim	1980-82
Waters, Bill	1974-79
Weeks, Bill	1956-59
Wells, Matt	2007-08, 2010
White, Michael	1987-89
White, Tony	2008
White, Vincent	2011
Wight, Del	1972-76
Winder, Dick	1979
Woodford, Mike	2011
Wright, Apollo	2013-16
Zauner, Gary	1987-88

Year	Head Coach	All	Conf.	Captains
1892	No Coach	0-2	S. F. Jenkins	
1893	No Coach	3-1	Frederick O. Whiteman	
1894	W.A. Zimmer	1-1-1	Frederick O. Whiteman	
1895	No Varsity			
1896	No Varsity			
1897	No Varsity			
1898	No Varsity			
1899	No Coach	1-1		Louie Benjamin
1900	No Varsity			
1901	Joe Napier	0-3-1		Joe Napier and Prane
1902	No Varsity			
1903	Walter E. McEwan	3-0-1		John A. Cannon
1904	Walter E. McEwan	1-0		Thomas S. Bell
1905	Martin F. Angel	5-1-1		Wales A. Smith
1906	Martin F. Angel	3-1		Bernard H. Crawford
1907	Martin F. Angel	1-0		Walter R. Allen
1908	Herman H. Conwell	5-1		Walter R. Allen
1909	C.L. McBirnie	4-2		Walter R. Allen
1910	Carl L. Hamilton	0-3		Walter R. Allen
1911	R.F. Hutchinson	1-3-1		James Guy Hamilton
1912	R.F. Hutchinson	0-4		H. A. Carlisle
1913	R.F. Hutchinson	3-2		F. M. Calkins
1914	R.F. Hutchinson	3-1-1		F. M. Calkins
1915	R.F. Hutchinson	3-1		Kenneth C. Balcomb
1916	R.F. Hutchinson	3-2		Carl D. Brorien
1917	Frank E. Worth	1-2		George White
1918	No Varsity			
1919	John F. McGough	3-0-2		Claude E. Mann
1920	Roy W. Johnson	3-3		Grant Mann
1921	Roy W. Johnson	2-2		Frank O. Greenleaf
1922	Roy W. Johnson	3-4		John Richard Popejoy
1923	Roy W. Johnson	3-5		Ogle Jones
1924	Roy W. Johnson	5-1		Kenneth Grueter
1925	Roy W. Johnson	2-4-1		Hearst Coen
1926	Roy W. Johnson	4-2-1		Appointed by game
1927	Roy W. Johnson	8-0-1		Geard Armstrong
1928	Roy W. Johnson	5-2-1		John Dolzadelli, John P. McFarland
1929	Roy W. Johnson	2-4-2		Jack Fish, James D. Wilson
1930	Roy W. Johnson	4-5		Alfred Seery
1931	Charles Riley	3-3	1-0-1 (3rd)	Appointed by game
1932	Charles Riley	1-6	1-3-1 (6th)	Orie McGuire
1933	Charles Riley	3-4-1	2-2 (5th)	Jack Walton
1934	Gwinn Henry	8-1	3-1 (1st)	Guyton Hays
1935	Gwinn Henry	6-4	3-2 (3rd)	Appointed by game
1936	Gwinn Henry	2-7	1-4 (6th)	Appointed by game
1937	Ted Shipkey	4-4-1	2-3-1 (5th)	William Murphy
1938	Ted Shipkey	8-3	4-2 (3rd)	Appointed by game
1939	Ted Shipkey	8-2	4-2 (2nd)	Appointed by game
1940	Ted Shipkey	5-4	3-2 (4th)	Appointed by game
1941	Ted Shipkey	5-4-1	3-1-1 (4th)	Appointed by game
1942	Willis Barnes	4-5-2	3-4 (6th)	Appointed by game
1943	Willis Barnes	3-2		Appointed by game
1944	Willis Barnes	1-7		Appointed by game
1945	Willis Barnes	6-1-1		Appointed by game
1946	Willis Barnes	5-5-2	4-2-1 (3rd)	Appointed by game
1947	Berl Huffman	4-5-1	1-5-1 (8th)	Lou Cullen, George Hughes
1948	Berl Huffman	2-9	1-6 (8th)	Appointed by game
1949	Berl Huffman	2-8	1-6 (8th)	Appointed by game
1950	Dudley DeGroot	2-8	2-5 (7th)	Appointed by game
1951	Dudley DeGroot	4-7	2-4 (7th)	Appointed by game
1952	Dudley DeGroot	7-2	5-1 (2nd)	Floyd J. Barger , Glenn Campbell
1953	Robert A. Titchenal	5-3-1	3-2-1 (4th)	James Bruening
1954	Robert A. Titchenal	5-5	3-3 (T4th)	Larry White
1955	Robert A. Titchenal	2-8	1-5 (7th)	Jimmy Juarez, Joe Murphy
1956	Dick Clausen	4-6	2-4 (6th)	Appointed by game
1957	Dick Clausen	4-6	2-4 (5th)	Jerry Nesbitt, Glen Hakes
1958	Marv Levy	7-3	5-1 (2nd)	Mason Rose, Don Perkins
1959	Marv Levy	7-3	4-2 (3rd)	John Garber, Don Perkins
1960	Bill Weeks	5-5	4-2 (4th)	George Friberg
1961	Bill Weeks	7-4	3-3 (T3rd)	Jay McNitt, Chuck Cummings
1962	Bill Weeks	7-2-1	2-1-1 (1st)	Bobby Santiago, John Kosor
1963	Bill Weeks	6-4	3-1 (1st)	Eddie Stokes, Scott Henington
1964	Bill Weeks	9-2	3-1 (T1st)	Chuck Kelly, Wayne Tvrdik
1965	Bill Weeks	3-7	2-3 (4th)	Dave Hetteima, Stan Quintana
1966	Bill Weeks	2-8	0-5 (6th)	Wally Seis, Albert O'Neal
1967	Bill Weeks	1-9	0-5 (6th)	Jim Boller, Rex Hennington
1968	Rudy Feldman	0-10	0-7 (6th)	David Harris, Ace Hendricks, John Pautsch
1969	Rudy Feldman	4-6	1-5 (7th)	Willie Shaw, Rocky Long
1970	Rudy Feldman	7-3	5-1 (2nd)	Sam Scarber, Rodney Wallace
1971	Rudy Feldman	6-3-2	5-1 (2nd)	Rocky Long, Bob Gaines, Herman Fredenberg,

Year	Head Coach	All	Conf.	Captains
1972	Rudy Feldman	3-8	2-4 (6th)	John Urban, George Oakes
1973	Rudy Feldman	4-7	3-4 (T4th)	Rich Diller, Don Hubbard, Don Woods
1974	Bill Mondt	4-6-1	3-4 (T4th)	Appointed by game
1975	Bill Mondt	6-5	4-3 (T4th)	Steve Myer, Randy Rich
1976	Bill Mondt	4-7	3-4 (T5th)	Robin Cole, Dave Green
1977	Bill Mondt	5-7	2-5 (T6th)	Marion Chapman, Preston Dennard, Jake Gonzales, Smokey Turman
1978	Bill Mondt	7-5	3-3 (4th)	Appointed by game
1979	Bill Mondt	6-6	3-4 (T4th)	Appointed by game
1980	Joe Morrison	4-7	3-4 (7th)	Appointed by game
1981	Joe Morrison	4-7-1	3-4-1 (5th)	Appointed by game
1982	Joe Morrison	10-1	6-1 (2nd)	Appointed by game
1983	Joe Lee Dunn	6-6	4-3 (4th)	Appointed by game
1984	Joe Lee Dunn	4-8	1-7 (T8th)	Appointed by game
1985	Joe Lee Dunn	3-8	2-6 (T7th)	Appointed by game
1986	Joe Lee Dunn	4-8	2-5 (T7th)	Appointed by game
1987	Mike Sheppard	0-11	0-8 (9th)	Kirk Allen, Terence Donaldson, Barry Garrison, Fred Mady
1988	Mike Sheppard	2-10	1-7 (T8th)	John Duff, Scott Howard, Art Martinez, Phillip Vaughan
1989	Mike Sheppard	2-10	0-7 (9th)	Brett Heber, Terance Mathis, Nate Morris, Jay Schultz
1990	Mike Sheppard	2-10	1-6 (8th)	John Bell, Kurt Jensen, Eric Morgan, Nate Morris
1991	Mike Sheppard	3-9	2-6 (T8th)	Fred Easter, Marcus Goodloe, Kim McCall, Troy Rossean, Steve Slater, Doug Zikan
1992	Dennis Franchione	3-8	2-6 (9th)	Willie Barry, Stoney Case, Steve Green, Justin Hall, Clint Hall, Tuli Mateialona
1993	Dennis Franchione	6-5	4-4 (T6th)	Justin Hall, Tuli Mateialona, Kenny Thomas, Ray Wilson
1994	Dennis Franchione	5-7	4-4 (T5th)	Stoney Case, Trent Coit, Dan Coverley, Alex Crowder, David Sloan
1995	Dennis Franchione	4-7	2-6 (T7th)	UNM's 12 seniors
1996	Dennis Franchione	6-5	3-5 (T5th)	Jeff Houghtaling, Blake Irwin, Daniel Johnson, Donald Sellers, Brandon Turner
1997	Dennis Franchione	9-4	6-2 (1st)	Billy Austin, Blake Irwin, Graham Leigh, Scott McGarahan, Chris Shelton
1998	Rocky Long	3-9	1-7 (7th)	Lennox Gordon, Graham Leigh, Brian Urlacher, Chris Wallace
1999	Rocky Long	4-7	3-4 (T5th)	Jason Carson, Henry Stephens, Brian Urlacher, Martinez Williams
2000	Rocky Long	5-7	3-4 (T5th)	Mike Barnett, Jarrod Baxter, Henry Stephens
2001	Rocky Long	6-5	4-3 (T3rd)	Jarrod Baxter, Rudy Caamano, MohammedKonte,Brian Johnson, Jeremy Sorenson
2002	Rocky Long	7-7	5-2 (2nd)	Dwight Counter, Hebrews Josue, Casey Kelly, Charles Moss
2003	Rocky Long	8-5	5-2 (2nd)	Terrell Golden, Casey Kelly, Jason Lenzmeier, D.J. Renteria
2004	Rocky Long	7-5	5-2 (2nd)	Josh Bazinet, DonTrell Moore, Nick Speegle, Claude Terrell
2005	Rocky Long	6-5	4-4 (T4th)	Hank Baskett III, Mike Mohoric, DonTrell Moore, Marcus Parker
2006	Rocky Long	6-7	4-4 (5th)	Quincy Black, Cody Kase, Kole McKamey, Robert Turner
2007	Rocky Long	9-4	5-3 (T3rd)	Travis Brown, Cody Kase, Marcus Smith, OJ Swift
2008	Rocky Long	4-8	2-6 (T6th)	Zach Arnett, Rodney Ferguson, Donovan Porterie, Glover Quin
2009	Mike Locksley	1-11	1-7 (8th)	Erik Cook, Victor James, Carmen Messina, Frankie Solomon
2010	Mike Locksley	1-11	1-7 (T8th)	Byron Bell, Mike Cannon, Seth Johannemann
2011	Mike Locksley	0-4	1-7 (T6th)	Bubba Forrest, B.R. Holbrook, Carmen Messina
2012	Bob Davie	4-9	1-7 (T9th)	Kasey Carrier, Joe Stoner, Ugo Uzodinma
2013	Bob Davie	3-9	1-7 (6th Mtn)	Dallas Bollema, Kasey Carrier, Dillon Farrell, Jacori Greer
2014	Bob Davie	4-8	2-6 (5th Mtn)	LaMar Bratton, Dakota Cox, Cole Gautsche
2015	Bob Davie	7-6	5-3 (T2nd Mtn)	Lamar Jordan, Dakota Cox, Reece White
2016	Bob Davie	9-4	6-2 (T1st Mtn)	Lamar Jordan, Dakota Cox, Austin Apodaca, Daniel Henry
Border (1931-50)		Western Athletic (1962-98)		
Skyline (1951-61)		Mountain West (1999-current)		

1892 (0-2 Overall)

Albuquerque High School	L	0-5	Oct. 7	Albuquerque
Albuquerque High School	L	0-8	Oct. 28	Albuquerque
<i>Coach: none</i>				
<i>Captain: S.F. Jenkins</i>				

1893 (3-1 Overall)

Albuquerque High School	W	4-0	Nov. 18	Albuquerque
Albuquerque Indian School	L	4-10	Nov. 30	Albuquerque
Albuquerque Town Team	W	6-0	Dec. 25	Albuquerque
New Mexico State	W	25-5	Jan. 1	Albuquerque
<i>Coach: none</i>				
<i>Captain: Frederick O. Whiteman</i>				

1894 (1-1-1 Overall)

Albuquerque Indian School	L	0-4	Oct. 27	Albuquerque
Albuquerque Indian School	T	0-0	Nov. 10	Albuquerque
Albuquerque Indian School	W	26-4	Nov. 29	Albuquerque
<i>Coach: W. A. Zimmer</i>				
<i>Captain: Frederick O. Whiteman</i>				

1895-98 No Varsity**1899 (1-1 Overall)**

Albuquerque High School	W	5-0	Nov. 11	Albuquerque
Albuquerque High School	L	0-5	Nov. 30	Albuquerque
<i>Coach: none</i>				
<i>Captain: Louie Benjamin</i>				

1900 No Varsity**1901 (0-3-1 Overall)**

Albuquerque High School	T	0-0	Nov. 9	Albuquerque
New Mexico Highlands	L	0-32	Nov. 16	Las Vegas, N.M.
Albuquerque High School	L	0-11	Nov. 28	Albuquerque
Albuquerque Indian School	L	7-11	Dec. 7	Albuquerque
<i>Coach: Joe Napier</i>				
<i>Captains: Joe Napier and Prane</i>				

1902 No Varsity**1903 (3-0-1 Overall)**

Albuquerque Minors	W	8-0	Oct. 3	Albuquerque
Albuquerque Indian School	W	11-0	Oct. 12	Albuquerque
Albuquerque Minors	T	0-0	Nov. 7	Albuquerque
Santa Fe Indian School	W	11-0	Nov. 21	Albuquerque
<i>Coach: Walter McEwan</i>				
<i>Captain: John A. Cannon</i>				

1904 (1-0 Overall)

Menaul High School	W	11-0	Oct. 19	Albuquerque
<i>Coach: Walter McEwan</i>				
<i>Captain: Thomas S. Bell</i>				

1905 (5-1-1 Overall)

Menaul High School	T	5-5	Oct. 7	Albuquerque
Albuquerque High School	W	16-0	Oct. 14	Albuquerque
Albuquerque High School	W	15-0	Oct. 21	Albuquerque
Menaul High School	W	15-0	Oct. 28	Albuquerque
Albuquerque Indian School	W	27-0	Nov. 11	Albuquerque
Sante Fe Indian School	W	12-0	Nov. 18	Albuquerque
New Mexico State	L	0-40	Nov. 30	Las Cruces
<i>Coach: Martin Angel</i>				
<i>Captain: Wales A. Smith</i>				

1906 (3-1 Overall)

Albuquerque Indian School	W	27-5	Oct. 13	Albuquerque
New Mexico Mines	W	5-0	Oct. 27	Albuquerque
Santa Fe Indian School	W	22-0	Nov. 17	Albuquerque
New Mexico State	L	5-25	Nov. 29	Albuquerque
<i>Coach: Martin Angel</i>				
<i>Captain: Bernard H. Crawford</i>				

1907 (1-0 Overall)

Albuquerque Indian School	W	44-0	Oct. 21	Albuquerque
<i>Coach: Martin Angel</i>				
<i>Captain: Walter R. Allen</i>				

1908 (5-1 Overall)

Albuquerque Indian School	W	33-0	Oct. 24	Albuquerque
Albuquerque Indian School	W	12-6	Oct. 30	Albuquerque
New Mexico Mines	W	30-6	Nov. 7	Albuquerque
New Mexico Military	W	16-12	Nov. 13	Roswell
New Mexico State	W	10-6	Nov. 21	Las Cruces
Arizona	L	6-10	Nov. 26	Albuquerque
<i>Coach: H. H. Conwell</i>				
<i>Captain: Walter R. Allen</i>				

1909 (4-2 Overall)

El Paso Military	L	0-11	Oct. 1	El Paso
El Paso Military	W	15-0	Oct. 15	Albuquerque
Colorado	L	0-53	Oct. 23	Boulder
New Mexico Military	W	28-2	Oct. 30	Albuquerque
Arizona	W	23-11	Nov. 13	Tucson
New Mexico State	W	51-0	Nov. 25	Albuquerque
<i>Coach: C. L. McBirnie</i>				
<i>Captain: Walter R. Allen</i>				

1910 (0-3 Overall)

New Mexico Mines	L	0-9	Oct. 21	Albuquerque
New Mexico Military	L	0-80	Nov. 4	Roswell
Arizona (forfeit)	L	0-1	Nov. 24	Tucson
<i>Coach: Carl Hamilton</i>				
<i>Captain: Walter R. Allen</i>				

1911 (1-3-1 Overall)

El Paso Military	L	0-6	Oct. 29	El Paso
New Mexico Military	T	0-0	Nov. 5	Albuquerque
New Mexico State	L	6-10	Nov. 12	Las Cruces
New Mexico Highlands	W	56-0	Nov. 19	Las Vegas, N.M.
Arizona	L	0-6	Nov. 30	Albuquerque
<i>Coach: R. F. Hutchinson</i>				
<i>Captain: James Guy Hamilton</i>				

1912 (0-4 Overall)

New Mexico Military	L	0-20	Nov. 2	Roswell
Albuquerque Indian School	L	6-7	Nov. 9	Albuquerque
New Mexico State	L	0-27	Nov. 16	Albuquerque
Arizona	L	9-22	Nov. 30	Tucson
<i>Coach: R. F. Hutchinson</i>				
<i>Captain: H. A. Carlisle</i>				

1913 (3-2 Overall)

Menaul High School	W	28-0	Oct. 18	Albuquerque
Albuquerque Indian School	W	44-0	Oct. 25	Albuquerque
New Mexico Military	W	9-7	Nov. 1	Albuquerque
New Mexico State	L	0-13	Nov. 8	Las Cruces
Arizona	L	3-7	Nov. 21	Albuquerque
<i>Coach: R. F. Hutchinson</i>				
<i>Captain: F. M. Calkins</i>				

1914 (3-1-1 Overall)

New Mexico Military	L	3-12	Oct. 23	Roswell
Albuquerque Indian School	W	46-0	Oct. 31	Albuquerque
New Mexico Military	W	9-7	Nov. 13	Albuquerque
Albuquerque Indian School	W	18-7	Nov. 21	Albuquerque
New Mexico State	T	7-7	Dec. 5	Albuquerque
<i>Coach: R. F. Hutchinson</i>				
<i>Captain: F. M. Calkins</i>				

1915 (3-1 Overall)

New Mexico Military	L	3-6	Oct. 30	Albuquerque
Albuquerque Indian School	W	55-0	Nov. 13	Albuquerque
New Mexico State	W	13-0	Nov. 20	Albuquerque
Albuquerque Indian School	W	26-0	Dec. 4	Albuquerque
<i>Coach: R. F. Hutchinson</i>				
<i>Captain: Kenneth C. Balcomb</i>				

1916 (3-2 Overall)

Colorado College	L	2-47	Oct. 7	Colorado Springs
Colorado School of Mines	L	0-23	Oct. 14	Albuquerque
Northern Arizona	W	108-0	Nov. 11	Albuquerque
Albuquerque Indian School	W	55-0	Nov. 18	Albuquerque
New Mexico State	W	51-0	Nov. 30	Albuquerque
<i>Coach: R. F. Hutchinson</i>				
<i>Captain: Carl D. Brorien</i>				

1917 (1-2 Overall)

Menaul High School	W	38-0	Oct. 20	Albuquerque
Albuquerque High School	L	6-19	Nov. 3	Albuquerque
New Mexico State	L	3-110	Nov. 24	Las Cruces
<i>Coach: Frank E. Worth</i>				
<i>Captain: George White</i>				

1918 No Varsity**1919 (3-0-2 Overall)**

New Mexico Mines	W	55-0	Oct. 18	Albuquerque
Colorado School of Mines	T	0-0	Oct. 25	Albuquerque
New Mexico Military	T	0-0	Nov. 1	Roswell
Texas-El Paso	W	57-13	Nov. 8	El Paso
New Mexico State	W	24-2	Nov. 27	Albuquerque
<i>Coach: John McGough</i>				
<i>Captain: Claude E. Mann</i>				

1920 (3-3 Overall)

Colorado College	L	3-42	Oct. 16	Colorado Springs
Fort Bliss	W	12-0	Oct. 30	Albuquerque
Texas-El Paso	W	67-0	Nov. 6	Albuquerque
New Mexico Military	W	9-7	Nov. 11	Albuquerque
Arizona	L	7-28	Nov. 20	Tucson
New Mexico State	L	7-14	Dec. 4	Las Cruces
<i>Coach: Roy Johnson</i>				
<i>Captain: Grant Mann</i>				

1921 (2-2 Overall)

Colorado College	L	0-7	Oct. 15	Colorado Springs
Fort Bliss	W	35-0	Nov. 12	Albuquerque
Arizona	L	0-24	Nov. 19	Albuquerque
New Mexico State	W	6-0	Nov. 24	Albuquerque
<i>Coach: Roy Johnson</i>				
<i>Captain: Frank O. Greenleaf</i>				

1922 (3-4 Overall)

Albuquerque Indian School	W	33-0	Sept. 30	Albuquerque
Denver	L	0-41	Oct. 7	Albuquerque
Colorado	L	0-3	Oct. 14	Boulder
Texas-El Paso	W	13-0	Oct. 28	Albuquerque
West Texas State	W	12-0	Nov. 4	Albuquerque
Arizona	L	0-10	Nov. 18	Tucson
New Mexico State	L	0-7	Nov. 30	Las Cruces
<i>Coach: Roy Johnson</i>				
<i>Captain: John Richard Popejoy</i>				

1923 (3-5 Overall)

New Mexico Highlands	W	82-7	Sept. 29	Albuquerque
Denver	L	7-10	Oct. 6	Denver
Montezuma College	W	75-6	Oct. 15	Albuquerque
West Texas State	L	8-21	Oct. 20	Canyon
Texas-El Paso	W	3-0	Oct. 27	El Paso
Arizona	L	7-14	Nov. 3	Albuquerque
New Mexico State	L	0-6	Nov. 17	Albuquerque
Montana State	L	7-34	Nov. 29	Albuquerque
<i>Coach: Roy Johnson</i>				
<i>Captain: Ogle Jones</i>				

1924 (5-1 Overall)

Montezuma College	W	56-0	Oct. 11	Albuquerque
West Texas State	W	12-6	Oct. 18	Albuquerque
Texas-El Paso	W	18-0	Oct. 25	Albuquerque
Arizona	W	3-0	Nov. 11	Tucson
New Mexico State	L	0-6	Nov. 15	Las Cruces
Western State	W	14-0	Nov. 27	Albuquerque
<i>Coach: Roy Johnson</i>				
<i>Captain: Kenneth Grueter</i>				

1925 (2-4-1 Overall)

Colorado College	T	0-0	Oct. 3	Colorado Springs
Montezuma College	W	10-0	Oct. 10	Albuquerque
West Texas State	L	7-9	Oct. 17	Canyon
Texas-El Paso	L	2-19	Oct. 24	El Paso
Arizona	L	0-24	Nov. 7	Albuquerque
New Mexico State	W	20-9	Nov. 21	Albuquerque
Western State	L	13-16	Nov. 26	Albuquerque
<i>Coach: Roy Johnson</i>				
<i>Captain: Hearst Coen</i>				

1926 (4-2-1 Overall)

New Mexico Mines	W	20-0	Oct. 2	Albuquerque
Montezuma College	W	41-7	Oct. 9	Albuquerque
Texas A&M	L	0-63	Oct. 16	College Station
Texas-El Paso	W	19-7	Oct. 23	Albuquerque
Arizona	L	0-21	Nov. 6	Tucson
New Mexico State	T	6-6	Nov. 13	Las Cruces
Western State	W	35-6	Nov. 20	Albuquerque
<i>Coach: Roy Johnson</i>				
<i>Captains: appointed by game</i>				

1927 (8-0-1 Overall)

New Mexico Mines	W	35-0	Oct. 1	Albuquerque
Montezuma College	W	47-0	Oct. 8	Albuquerque
New Mexico Military	W	26-0	Oct. 15	Albuquerque
Texas-El Paso	T	6-6	Oct. 22	El Paso
Arizona	W	7-6	Nov. 5	Albuquerque
Northern Arizona	W	24-7	Nov. 11	Albuquerque
New Mexico State	W	26-9	Nov. 18	Las Cruces
Western State	W	32-0	Nov. 24	Albuquerque
New Mexico Highlands	W	12-0	Dec. 3	Las Vegas, N.M.
<i>Coach: Roy Johnson</i>				
<i>Captain: Geard Armstrong</i>				

1932 (1-6-1 Overall, 1-3-1 Border)

Northern Arizona	W	6-0	Oct. 8	Albuquerque
Northern Colorado	L	6-30	Oct. 15	Greeley
New Mexico State	T	7-7	Oct. 22	Albuquerque
New Mexico Military	L	0-7	Oct. 29	Albuquerque
Loyola Marymount	L	0-52	Nov. 4	Los Angeles
Arizona	L	6-13	Nov. 11	Tucson
Texas Tech	L	6-39	Nov. 19	Albuquerque
Arizona State	L	0-40	Dec. 3	Tempe

Coach: Charles Riley
Captains: Orle McGuire

1933 (3-4-1 Overall, 2-2 Border)

Northern Arizona	L	0-14	Oct. 6	Albuquerque
New Mexico Military	T	6-6	Oct. 14	Roswell
Arizona State	L	13-26	Oct. 21	Albuquerque
Loyola Marymount	L	7-43	Oct. 28	Albuquerque
New Mexico Highlands	W	45-6	Nov. 4	Albuquerque
Arizona	W	7-0	Nov. 11	Albuquerque
New Mexico State	W	14-7	Nov. 18	Las Cruces
Northern Colorado	L	0-6	Nov. 26	Albuquerque

Coach: Charles Riley
Captain: Jack Walton

1934 (8-1 Overall, 3-1 Border)

Border Conference Champions

New Mexico Highlands	W	76-7	Sept. 29	Albuquerque
Northern Arizona	W	33-6	Oct. 5	Albuquerque
Texas-El Paso	W	21-15	Oct. 13	El Paso
Arizona State	W	18-12	Oct. 20	Tempe
New Mexico Military	W	26-7	Oct. 27	Albuquerque
Arizona	L	6-14	Nov. 3	Tucson
Western New Mexico	W	26-0	Nov. 12	Albuquerque
New Mexico State	W	12-6	Nov. 17	Albuquerque
Colorado College	W	33-6	Nov. 29	Albuquerque

Coach: Gwinn Henry
Captain: Guyton Hays

1935 (6-4 Overall, 3-2 Border)

Western New Mexico	W	46-0	Sept. 21	Albuquerque
Texas-El Paso	W	20-0	Sept. 28	Albuquerque
Oklahoma	L	0-25	Oct. 5	Norman
Colorado College	W	13-0	Oct. 12	Colorado Springs
Northern Arizona	W	20-0	Oct. 19	Albuquerque
New Mexico Military	W	21-0	Oct. 26	Roswell
Arizona State	W	13-0	Nov. 2	Albuquerque
New Mexico State	L	0-32	Nov. 11	Las Cruces
Arizona	L	6-38	Nov. 23	Albuquerque
Colorado State	L	6-7	Nov. 28	Albuquerque

Coach: Gwinn Henry
Captains: appointed by game

1936 (2-7 Overall, 1-4 Border)

Western New Mexico	L	0-6	Sept. 26	Albuquerque
Colorado State	L	7-9	Oct. 3	Fort Collins
West Texas State	L	7-13	Oct. 10	Albuquerque
Texas-El Paso	L	7-12	Oct. 17	El Paso
New Mexico Military	W	13-7	Oct. 24	Albuquerque
Arizona State	L	6-7	Oct. 31	Tempe
Arizona	L	0-28	Nov. 7	Tucson
New Mexico State	L	6-7	Nov. 14	Albuquerque
Northern Arizona	W	15-6	Nov. 26	Albuquerque

Coach: Gwinn Henry
Captains: appointed by game

1937 (4-4-1 Overall, 2-3-1 Border)

Western New Mexico	W	14-0	Sept. 25	Albuquerque
Denver	L	0-12	Oct. 1	Denver
New Mexico State	L	0-5	Oct. 8	Las Cruces
Texas-El Paso	T	7-7	Oct. 16	Albuquerque
Texas Tech	L	0-27	Oct. 23	Lubbock
Arizona State	W	15-7	Oct. 30	Albuquerque
Colorado State	W	26-6	Nov. 6	Colorado Springs
Arizona	L	0-23	Nov. 13	Albuquerque
Northern Arizona	W	7-6	Nov. 25	Albuquerque

Coach: Ted Shipkey
Captain: William Murphy

1938 (8-3 Overall, 4-2 Border)

Western New Mexico	W	40-0	Sept. 23	Albuquerque
Arizona State	W	21-0	Sept. 30	Albuquerque
Colorado College	W	45-0	Oct. 7	Albuquerque
Texas-El Paso	L	6-7	Oct. 15	El Paso
Northern Arizona	W	20-0	Oct. 22	Flagstaff
Arizona	W	20-7	Oct. 29	Albuquerque
Denver	W	7-6	Nov. 5	Albuquerque
New Mexico State	W	6-2	Nov. 12	Albuquerque
Texas Tech	L	7-17	Nov. 19	Albuquerque
Colorado State	W	27-7	Nov. 24	Albuquerque
Utah (Sun Bowl)	L	0-26	Jan. 1	El Paso

Coach: Ted Shipkey
Captains: appointed by game

1939 (8-2 Overall, 4-2 Border)

Western New Mexico	W	29-7	Sept. 22	Albuquerque
Wyoming	W	34-7	Sept. 29	Albuquerque
Denver	W	7-6	Oct. 6	Denver
Texas-El Paso	W	14-0	Oct. 12	Albuquerque
Texas Tech	L	7-19	Oct. 21	Lubbock
Northern Arizona	W	33-0	Oct. 27	Albuquerque
New Mexico State	W	9-6	Nov. 10	Las Cruces
Arizona State	L	6-28	Nov. 18	Tempe
Arizona	W	7-6	Nov. 25	Albuquerque
Colorado State	W	21-19	Nov. 30	Albuquerque

Coach: Ted Shipkey
Captains: appointed by game

1940 (5-4 Overall, 3-2 Border)

Wyoming	L	3-7	Sept. 28	Laramie
Western New Mexico	W	28-0	Oct. 4	Albuquerque
Arizona State	L	6-13	Oct. 11	Albuquerque
Texas-El Paso	L	7-9	Oct. 19	El Paso
Colorado State	L	6-7	Oct. 26	Denver
New Mexico State	W	39-6	Nov. 9	Albuquerque
Northern Arizona	W	45-26	Nov. 16	Albuquerque
Arizona	W	13-12	Nov. 23	Tucson
Texas Tech (18)	W	19-14	Nov. 30	Albuquerque

Coach: Ted Shipkey
Captains: appointed by game

1941 (5-4-1 Overall, 3-1-1 Border)

Northern Arizona	W	12-6	Sept. 26	Albuquerque
Texas-El Paso	W	16-14	Oct. 4	Albuquerque
Arizona State	T	0-0	Oct. 11	Tempe
Arizona	L	6-31	Oct. 18	Albuquerque
Texas Tech	L	0-36	Oct. 24	Lubbock
Nevada	W	23-7	Nov. 1	Albuquerque
New Mexico State	W	28-0	Nov. 8	Las Cruces
Marquette	L	0-34	Nov. 15	Milwaukee
Loyola-Marymount	L	3-7	Nov. 22	Albuquerque
Wyoming	W	28-0	Nov. 29	Albuquerque

Coach: Ted Shipkey
Captains: appointed by game

1942 (4-5-2 Overall, 3-4 Border)

Kirtland Air Force Base	W	7-6	Sept. 19	Albuquerque
Northern Arizona	W	26-6	Sept. 26	Albuquerque
Texas-El Paso	L	0-7	Oct. 2	El Paso
New Mexico State	W	32-0	Oct. 10	Albuquerque
Colorado	L	0-12	Oct. 17	Boulder
Texas Tech	L	0-12	Oct. 24	Albuquerque
Nevada	T	0-0	Oct. 31	Reno
Arizona	L	13-14	Nov. 7	Tucson
West Texas State	L	7-14	Nov. 14	Albuquerque
Loyola-Marymount	T	14-14	Nov. 21	Los Angeles
Arizona State	W	35-7	Nov. 28	Albuquerque

Coach: Willis Barnes
Captains: appointed by game

1943 (3-2 Overall)

Colorado College	L	7-20	Sept. 25	Colorado Springs
Kirtland Air Force Base	W	19-13	Oct. 2	Albuquerque
Northern Arizona	W	26-6	Oct. 16	Albuquerque
Denver	W	33-13	Nov. 13	Denver
Southwestern (Texas)	L	0-7	Jan. 1	El Paso

(Sun Bowl)
Coach: Willis Barnes
Captains: appointed by game

1944 (1-7 Overall)

Amarillo Air Force Base	L	2-21	Sept. 16	Albuquerque
Northern Arizona	W	47-14	Sept. 23	Albuquerque
Colorado College	L	7-25	Sept. 30	Albuquerque
West Texas State	L	0-6	Oct. 7	Albuquerque
Second Army Air Force	L	6-89	Oct. 14	El Paso
Colorado	L	0-39	Nov. 4	Pueblo
Denver	L	6-41	Nov. 11	Albuquerque
Texas Tech	L	7-13	Nov. 18	Lubbock

Coach: Willis Barnes
Captains: appointed by game

1945 (6-1-1 Overall)

Eastern New Mexico	W	78-0	Sept. 22	Albuquerque
Lubbock Air Force Base	W	39-0	Sept. 29	Albuquerque
West Texas State	W	13-0	Oct. 6	Canyon
Colorado College	W	6-4	Oct. 13	Colorado Springs
Colorado	W	12-6	Nov. 3	Albuquerque
Utah	L	20-21	Nov. 10	Albuquerque
Texas Tech	T	6-6	Nov. 21	Albuquerque
Denver (Sun Bowl)	W	34-24	Jan. 1	El Paso

Coach: Willis Barnes
Captains: appointed by game

1946 (5-5-2 Overall, 4-2-1 Border)

Northern Arizona	W	12-7	Sept. 21	Albuquerque
Utah	L	14-56	Sept. 28	Salt Lake City
West Texas State	W	6-0	Oct. 4	Albuquerque
New Mexico State	W	7-6	Oct. 12	Las Cruces
Hardin-Simmons	L	0-49	Oct. 18	Albuquerque
Colorado	L	13-14	Oct. 26	Boulder
Texas-El Paso	W	21-13	Nov. 2	Albuquerque
Texas Tech	L	0-27	Nov. 9	Albuquerque
Arizona	T	13-13	Nov. 16	Albuquerque
Kansas State	W	14-7	Nov. 23	Albuquerque
Lei Alums	L	14-19	Dec. 22	Honolulu

(Pineapple Bowl)
Coach: Willis Barnes
Captains: appointed by game

1947 (4-5-1 Overall, 1-5-1 Border)

Arizona State	L	12-25	Sept. 27	Albuquerque
Kansas State	W	20-18	Oct. 4	Manhattan
New Mexico State	W	20-0	Oct. 11	Albuquerque
Hardin-Simmons	L	7-33	Oct. 18	Abilene
Arizona	L	12-22	Oct. 25	Tucson
Texas-El Paso	T	20-20	Nov. 1	El Paso
Fresno State	W	34-3	Nov. 8	Albuquerque
Drake	W	8-7	Nov. 15	Albuquerque
Texas Tech	L	20-26	Nov. 22	Albuquerque
West Texas State	L	18-28	Nov. 29	Albuquerque

Coach: Berl Huffman
Captains: Lou Cullen, George Hughes

1948 (2-9 Overall, 1-6 Border)

Colorado	W	9-6	Sept. 25	Boulder
Texas	L	0-47	Oct. 2	Austin
New Mexico State	W	61-0	Oct. 9	Albuquerque
Hardin-Simmons	L	19-28	Oct. 16	Albuquerque
Texas-El Paso	L	13-27	Oct. 23	Albuquerque
Fresno State	L	14-20	Oct. 30	Fresno
Arizona	L	6-14	Nov. 6	Albuquerque
Drake	L	0-14	Nov. 13	Des Moines
Texas Tech	L	7-14	Nov. 20	Lubbock
West Texas State	L	0-19	Nov. 27	Canyon
Arizona State	L	17-28	Dec. 14	Tempe

Coach: Berl Huffman
Captains: appointed by game

1949 (2-8 Overall, 1-6 Border)

Wyoming	L	14-41	Sept. 24	Albuquerque
New Mexico State	W	14-13	Sept. 30	Las Cruces
Rice	L	0-55	Oct. 8	Houston
Hardin-Simmons	L	7-34	Oct. 15	Odesa
Texas-El Paso	L	0-7	Oct. 22	El Paso
Arizona State	L	19-28	Oct. 29	Albuquerque
Arizona	L	14-46	Nov. 5	Tucson
Colorado	W	17-15	Nov. 12	Albuquerque
Texas Tech	L	0-27	Nov. 19	Albuquerque
West Texas State	L	13-41	Nov. 26	Albuquerque

Coach: Berl Huffman
Captains: appointed by game

1950 (2-8 Overall, 2-5 Border)

Northern Arizona	W	78-0	Sept. 23	Albuquerque
Arizona State	L	0-41	Sept. 30	Tempe
New Mexico State	W	26-13	Oct. 7	Albuquerque
West Texas State	L	6-45	Oct. 14	Amarillo
Texas-El Paso	L	13-41	Oct. 21	Albuquerque
Wyoming	L	0-44	Oct. 28	Laramie
Arizona	L	0-38	Nov. 4	Albuquerque
Army (1)	L	0-51	Nov. 11	West Point
Bradley	L	19-20	Nov. 18	Albuquerque
Texas Tech	L	12-37	Nov. 25	Lubbock

Coach: Dudley DeGroot
Captains: appointed by game

1951 (4-7 Overall, 2-4 Skyline)

Northern Arizona	W	55-6	Sept. 22	Albuquerque
Montana	L	7-25	Sept. 29	Missoula
New Mexico State	W	20-0	Oct. 6	Las Cruces
Denver	L	17-33	Oct. 13	Denver
Texas-El Paso	L	7-32	Oct. 20	El Paso
Colorado State	L	15-20	Oct. 27	Albuquerque
Arizona	L	20-32	Nov. 3	Tucson
Wyoming	L	7-41	Nov. 10	Albuquerque
Brigham Young	W	34-0	Nov. 17	Albuquerque
Texas Tech	L	14-60	Nov. 24	Albuquerque
Utah State	W	17-13	Dec. 1	Albuquerque

Coach: Dudley DeGroot
Captains: appointed by game

1952 (7-2 Overall, 5-1 Skyline)

Brigham Young	L	10-14	Sept. 27	Provo
New Mexico State	W	23-0	Oct. 4	Albuquerque
Wyoming	W	7-0	Oct. 18	Laramie
Texas-El Paso	W	14-13	Oct. 25	El Paso
Arizona	L	7-13	Nov. 1	Albuquerque
Denver	W	15-0	Nov. 8	Denver
Colorado State	W	3-0	Nov. 15	Albuquerque
Montana	W	12-6	Nov. 22	Albuquerque
Utah State	W	28-0	Dec. 6	Albuquerque

Coach: Dudley DeGroot
Captains: Floyd J. Barger, Glenn Campbell

1953 (5-3-1 Overall, 3-2-1 Skyline)

Utah State	L	0-6	Sept. 26	Logan
Brigham Young	T	12-12	Oct. 3	Albuquerque
Arizona	L	0-20	Oct. 10	Tucson
San Diego State	W	41-12	Oct. 17	Albuquerque
Montana	W	41-13	Oct. 24	Missoula
Denver	W	20-18	Oct. 31	Albuquerque

1955 (2-8 Overall, 1-5 Skyline)

New Mexico State	W	14-7	Sept. 17	Albuquerque
Colorado State	L	0-25	Sept. 24	Fort Collins
Texas-El Paso	L	0-34	Oct. 1	Albuquerque
Utah State	L	0-18	Oct. 8	Logan
San Jose State	L	0-14	Oct. 15	Albuquerque
Montana	L	14-19	Oct. 22	Missoula
Denver	L	6-33	Oct. 29	Albuquerque
Wyoming	L	0-20	Nov. 12	Albuquerque
Arizona	L	6-27	Nov. 19	Tucson
Brigham Young	W	21-16	Nov. 26	Albuquerque

Coach: Bob Titchenal

Captains: Jimmy Juarez, Joe Murphy

1956 (4-6 Overall, 2-4 Skyline)

New Mexico State	W	14-6	Sept. 22	Las Cruces
Utah State	W	27-19	Sept. 29	Albuquerque
Texas-El Paso	L	0-34	Oct. 6	El Paso
Wyoming	L	13-20	Oct. 13	Laramie
Arizona	L	12-26	Oct. 20	Albuquerque
Denver	L	24-20	Oct. 26	Denver
Brigham Young	L	12-33	Nov. 3	Provo
Montana	W	14-13	Nov. 17	Albuquerque
San Diego State	W	34-6	Nov. 24	Albuquerque
Colorado State	L	27-28	Dec. 1	Albuquerque

Coach: Dick Clausen

Captains: appointed by game

1957 (4-6 Overall, 2-4 Skyline)

New Mexico State	W	25-7	Sept. 21	Albuquerque
Colorado State	W	30-7	Sept. 28	Fort Collins
Texas-El Paso	L	13-15	Oct. 5	Albuquerque
Utah State	W	14-10	Oct. 12	Logan
Arizona	W	27-0	Oct. 19	Tucson
Montana	L	6-21	Oct. 26	Missoula
Denver	L	0-19	Nov. 1	Albuquerque
Wyoming	L	13-20	Nov. 16	Albuquerque
Air Force	L	0-31	Nov. 23	Colorado Springs
Brigham Young	L	12-14	Nov. 30	Albuquerque

Coach: Dick Clausen

Captains: Jerry Nesbitt, Glen Hakes

1958 (7-3 Overall, 5-1 Skyline)

New Mexico State	W	16-7	Sept. 20	Las Cruces
Texas-El Paso	L	7-15	Sept. 27	El Paso
Montana	W	44-16	Oct. 4	Albuquerque
Utah State	W	34-14	Oct. 11	Albuquerque
Arizona	W	33-13	Oct. 18	Albuquerque
Wyoming	W	13-12	Oct. 25	Laramie
Denver	W	21-15	Oct. 31	Denver
Brigham Young	L	19-36	Nov. 8	Provo
Colorado State	W	17-12	Nov. 15	Albuquerque
Air Force (9)	L	7-45	Nov. 22	Albuquerque

Coach: Marv Levy

Captains: Mason Rose, Don Perkins

1959 (7-3 Overall, 4-2 Skyline)

New Mexico State	L	12-29	Sept. 19	Albuquerque
Colorado State	L	9-14	Sept. 26	Fort Collins
Texas-El Paso	W	17-7	Oct. 3	Albuquerque
Utah State	W	28-6	Oct. 10	Logan
Arizona	W	28-7	Oct. 17	Tucson
Montana	W	55-14	Oct. 24	Missoula
Denver	W	42-0	Oct. 31	Albuquerque
Brigham Young	W	21-6	Nov. 7	Albuquerque
Wyoming	L	20-25	Nov. 14	Albuquerque
Air Force	W	28-27	Nov. 21	Denver

Coach: Marv Levy

Captains: John Garber, Don Perkins

1960 (5-5 Overall, 4-2 Skyline)

University of Mexico	W	77-6	Sept. 17	Albuquerque
Wyoming	L	3-13	Sept. 24	Laramie
Texas-El Paso	L	17-23	Oct. 1	El Paso
New Mexico State	L	0-34	Oct. 8	Albuquerque
Utah State	L	7-46	Oct. 15	Albuquerque
Arizona	L	14-26	Oct. 22	Albuquerque
Denver	W	41-6	Oct. 28	Denver
Brigham Young	W	27-15	Nov. 5	Provo
Colorado State	W	24-6	Nov. 12	Albuquerque
Montana	W	24-7	Nov. 19	Albuquerque

Coach: Bill Weeks

Captain: George Friberg

1961 (7-4 Overall, 3-3 Skyline)

New Mexico State	W	41-7	Sept. 23	Albuquerque
Montana	L	8-40	Sept. 30	Missoula
Texas-El Paso	W	7-6	Oct. 7	Albuquerque
Utah State	L	7-41	Oct. 14	Logan
Arizona	L	21-22	Oct. 21	Tucson
Air Force	W	21-6	Oct. 28	Albuquerque
Utah	W	21-16	Nov. 4	Albuquerque
Wyoming	L	7-33	Nov. 11	Albuquerque
Colorado State	W	20-8	Nov. 18	Fort Collins
Brigham Young	W	34-6	Nov. 25	Albuquerque
Western Michigan (Aviation Bowl)	W	28-12	Dec. 9	Dayton

Coach: Bill Weeks

Captains: Jay McNitt, Chuck Cummings

1962 (7-2-1 Overall, 2-1-1 WAC)**WAC Champs**

New Mexico State	W	28-17	Sept. 15	Albuquerque
Wyoming	W	25-21	Sept. 22	Laramie
Arizona	W	35-25	Sept. 29	Albuquerque
Texas-El Paso	L	14-16	Oct. 6	El Paso
Utah State	W	14-13	Oct. 13	Albuquerque
Utah	T	7-7	Oct. 20	Salt Lake
San Jose State	W	25-13	Oct. 27	San Jose
Brigham Young	L	0-27	Nov. 3	Provo
Colorado State	W	21-8	Nov. 10	Albuquerque
Montana	W	41-12	Nov. 17	Albuquerque

Coach: Bill Weeks

Captains: Bobby Santiago, John Kosor

1963 (6-4 Overall, 3-1 WAC)**WAC Champs**

Texas-El Paso	W	23-7	Sept. 28	Albuquerque
Utah	L	6-19	Oct. 5	Albuquerque
Utah State	L	14-47	Oct. 12	Logan
New Mexico State	L	12-13	Oct. 19	Las Cruces
Montana	W	24-6	Oct. 26	Albuquerque
Colorado State	W	25-0	Nov. 2	Fort Collins
Wyoming	W	17-6	Nov. 9	Albuquerque
Air Force	L	8-30	Nov. 16	Albuquerque
Brigham Young	W	26-0	Nov. 30	Albuquerque
Arizona	W	22-15	Dec. 7	Tucson

Coach: Bill Weeks

Captains: Eddie Stokes, Scott Henington

1964 (9-2 Overall, 3-1 WAC)**WAC Tri-Champs**

Utah	L	0-16	Sept. 19	Salt Lake
Montana	W	20-10	Sept. 26	Albuquerque
Brigham Young	W	26-14	Oct. 2	Provo
Arizona	W	10-7	Oct. 10	Albuquerque
Utah State	L	3-14	Oct. 17	Albuquerque
New Mexico State	W	18-14	Oct. 24	Albuquerque
Wyoming	W	17-6	Oct. 31	Laramie
Texas-El Paso	W	20-12	Nov. 7	El Paso
Colorado State	W	42-9	Nov. 14	Albuquerque
Hawai'i	W	20-0	Nov. 20	Honolulu
Kansas State	W	9-7	Nov. 28	Albuquerque

Coach: Bill Weeks

Captains: Chuck Kelly, Wayne Tvrdik

1965 (3-7 Overall, 2-3 WAC)

Texas-El Paso	L	14-35	Sept. 25	Albuquerque
Colorado State	L	22-27	Oct. 2	Fort Collins
Arizona	W	24-2	Oct. 9	Tucson
Utah	W	13-10	Oct. 16	Albuquerque
Arizona State	L	14-27	Oct. 23	Tempe
San Jose State	L	7-27	Oct. 30	Albuquerque
Wyoming	L	9-27	Nov. 6	Albuquerque
New Mexico State	L	6-20	Nov. 13	Las Cruces
Iowa State	W	10-9	Nov. 20	Albuquerque
Brigham Young	L	8-42	Nov. 27	Albuquerque

Coach: Bill Weeks

Captains: Stan Quintana, Dave Hettema

1966 (2-8 Overall, 0-5 WAC)

Utah State	W	17-8	Sept. 17	Albuquerque
Kansas State	W	28-8	Sept. 24	Manhattan
Texas-El Paso	L	3-51	Oct. 1	El Paso
Arizona	L	15-36	Oct. 8	Albuquerque
Wyoming	L	7-37	Oct. 15	Laramie
Brigham Young	L	6-33	Oct. 22	Albuquerque
Utah	L	0-27	Oct. 29	Salt Lake City
Colorado State	L	6-45	Nov. 5	Albuquerque
New Mexico State	L	12-47	Nov. 12	Albuquerque
Arizona State	L	7-28	Nov. 19	Tempe

Coach: Bill Weeks

Captains: Wally Seis, Albert O'Neal

1967 (1-9 Overall, 0-5 WAC)

Idaho State	W	24-3	Sept. 16	Albuquerque
Brigham Young	L	14-44	Sept. 23	Provo
Iowa State	L	12-17	Sept. 30	Ames
Utah	L	27-42	Oct. 7	Albuquerque
Arizona State	L	23-56	Oct. 14	Albuquerque
San Jose State	L	14-52	Oct. 21	San Jose
Texas-El Paso	L	12-75	Oct. 27	Albuquerque
Arizona	L	13-48	Nov. 4	Tucson
Wyoming (7)	L	6-42	Nov. 11	Albuquerque
New Mexico State	L	7-54	Nov. 18	Albuquerque

Coach: Bill Weeks

Captains: Jim Boller, Rex Henington

1968 (0-10 Overall, 0-7 WAC)

Colorado State	L	13-21	Sept. 14	Albuquerque
Texas-El Paso	L	15-44	Sept. 21	El Paso
Arizona	L	8-19	Sept. 28	Albuquerque
Kansas (8)	L	7-68	Oct. 5	Lawrence
Utah	L	7-30	Oct. 12	Salt Lake
San Jose State	L	24-55	Oct. 19	Albuquerque
Wyoming	L	6-35	Oct. 26	Laramie
Arizona State	L	28-63	Nov. 2	Tempe
New Mexico State	L	6-33	Nov. 16	Albuquerque
Brigham Young	L	6-35	Nov. 23	Albuquerque

Coach: Rudy Feldman

Captains: David Harris, Ace Hendricks, John Pautsch

1969 (4-6 Overall, 1-5 WAC)

Army	L	14-31	Sept. 20	West Point
Texas-El Paso	L	6-21	Sept. 27	Albuquerque
Kansas	W	16-7	Oct. 4	Albuquerque
Brigham Young	L	15-41	Oct. 11	Provo
Utah	L	0-24	Oct. 18	Albuquerque
Arizona	L	28-52	Oct. 25	Tucson
San Jose State	W	27-24	Nov. 1	San Jose
Arizona State	L	17-48	Nov. 8	Albuquerque
Wyoming	W	24-12	Nov. 15	Albuquerque
New Mexico State	W	24-21	Nov. 22	Las Cruces

Coach: Rudy Feldman

Captains: Willie Shaw, Rodney Wallace

1970 (7-3 Overall, 5-1 WAC)

Iowa State	L	3-32	Sept. 19	Albuquerque
Utah	W	34-28	Sept. 26	Salt Lake City
Kansas	L	23-49	Oct. 3	Lawrence
San Jose State	W	48-25	Oct. 10	Albuquerque
New Mexico State	W	24-17	Oct. 17	Albuquerque
Wyoming	W	17-7	Oct. 24	Laramie
Texas-El Paso	W	35-16	Oct. 31	El Paso
Arizona	W	35-7	Nov. 7	Albuquerque
Brigham Young	W	51-8	Nov. 14	Albuquerque
Arizona State (9)	L	21-33	Nov. 21	Tempe

Coach: Rudy Feldman

Captains: Sam Scarber, Rodney Wallace

1971 (6-3-2 Overall, 5-1 WAC)

Texas Tech	W	13-10	Sept. 18	Lubbock
Iowa State	L	20-44	Sept. 25	Albuquerque
Brigham Young	W	14-0	Oct. 1	Provo
New Mexico State	T	35-35	Oct. 9	Albuquerque
San Jose State	T	21-21	Oct. 16	San Jose
Arizona State (14)	L	28-60	Oct. 23	Albuquerque
Arizona	W	34-28	Oct. 30	Tucson
Utah	W	57-39	Nov. 6	Albuquerque
Texas-El Paso	W	49-13	Nov. 13	Albuquerque
Wyoming	W	49-14	Nov. 20	Albuquerque
Hawai'i	L	21-28	Nov. 27	Honolulu

Coach: Rudy Feldman

Captains: Rocky Long, Herman Fredenberg, Bob Gaines

1972 (3-8 Overall, 2-4 WAC)

NMSU	W	55-20	Sept. 16	Albuquerque
Texas Tech	L	16-41	Sept. 23	Albuquerque
Iowa State	L	0-31	Sept. 30	Ames
Wyoming	W	17-14	Oct. 7	Laramie
Arizona	L	15-27	Oct. 14	Albuquerque
Texas-El Paso	W	56-7	Oct. 21	El Paso
Utah	L	14-59	Oct. 28	Salt Lake
San Jose State	L	7-14	Nov. 4	Albuquerque
Arizona State (19)	L	7-60	Nov. 11	Tempe
Houston	L	14-33	Nov. 18	Houston
Brigham Young	L	7-21	Nov. 25	Albuquerque

Coach: Rudy Feldman

Captains: John Urban, George Oakes

1973 (4-7 Overall, 3-4 WAC)

New Mexico State	W	48-6	Sept. 15	Albuquerque
Texas Tech	L	7-41	Sept. 22	Lubbock
Air Force	L	6-10	Sept. 29	Colorado Springs
Arizona State (12)	L	24-67	Oct. 6	Albuquerque
Arizona	L	14-22	Oct. 13	Tucson
Texas-El Paso	W	49-0	Oct. 20	Albuquerque
San Jose State	L	0-15	Oct. 27	San Jose
Brigham Young	L	21-56	Nov. 3	Provo
Utah	L	35-36	Nov. 10	Albuquerque
Wyoming	W	23-21	Nov. 17	Albuquerque
Colorado State	W	30-13	Nov. 24	Fort Collins

Coach: Rudy Feldman

Captains: Rich Diller, Don Woods, Don Hubbard

1974 (4-6-1 Overall, 3-4 WAC)

Colorado State	W	32-23	Sept. 14	Albuquerque
Texas Tech	T	21-21	Sept. 21	Albuquerque
Arizona (15)	L	10-15	Sept. 28	Albuquerque
Iowa State	L	3-27	Oct. 5	Ames
San Jose State	L	11-13	Oct. 12	Albuquerque
Wyoming	W	32-21	Oct. 19	Laramie
Arizona State (14)	L	7-41	Oct. 26	Tempe
New Mexico State	W	26-24	Nov. 2	Albuquerque
Utah	L	10-21	Nov. 9	Salt Lake
Brigham Young	L	3-36	Nov. 16	Albuquerque
Texas-El Paso	W	37-21	Nov. 23	El Paso

1978 (7-5 Overall, 3-3 WAC)

Hawai'i	L	16-22	Sept. 9	Honolulu
Wichita State	W	16-14	Sept. 16	Wichita
Nevada-Las Vegas	W	24-0	Sept. 23	Albuquerque
Brigham Young	L	23-27	Sept. 30	Albuquerque
Wyoming	W	19-15	Oct. 7	Laramie
Texas Tech	L	23-36	Oct. 14	Albuquerque
New Mexico State	W	35-20	Oct. 21	Albuquerque
Texas-El Paso	W	21-0	Oct. 28	El Paso
Utah	W	24-12	Nov. 4	Salt Lake
Colorado State	L	15-26	Nov. 11	Albuquerque
Pacific	W	44-6	Nov. 18	Albuquerque
San Diego State	L	24-27	Nov. 25	San Diego

Coach: Bill Mondt
Captains: appointed by game

1979 (6-6 Overall, 3-4 WAC)

Louisiana Tech	W	34-0	Sept. 1	Albuquerque
Oregon State	W	35-16	Sept. 8	Albuquerque
Texas Tech	L	7-17	Sept. 15	Lubbock
Hawai'i	L	3-20	Sept. 22	Honolulu
New Mexico State	W	30-16	Sept. 29	Las Cruces
San Diego State	L	7-35	Oct. 6	Albuquerque
Nevada-Las Vegas	L	20-28	Oct. 13	Las Vegas
Texas-El Paso	W	20-0	Oct. 20	Albuquerque
Brigham Young (11)	L	7-59	Oct. 27	Provo
Utah	L	7-26	Nov. 3	Albuquerque
Colorado State	W	24-9	Nov. 10	Fort Collins
Wyoming	W	17-3	Nov. 17	Albuquerque

Coach: Bill Mondt
Captains: appointed by game

1980 (4-7 Overall, 3-4 WAC)

Brigham Young (19)	W	25-21	Sept. 6	Albuquerque
Missouri (17)	L	16-47	Sept. 13	Columbia
Texas Tech	L	17-28	Sept. 20	Lubbock
New Mexico State	W	52-19	Sept. 27	Albuquerque
Wyoming	W	24-21	Oct. 4	Laramie
Colorado State	L	26-31	Oct. 11	Albuquerque
Hawai'i	L	14-31	Oct. 18	Albuquerque
Texas-El Paso	W	22-21	Oct. 25	El Paso
Nevada-Las Vegas	L	7-72	Nov. 1	Albuquerque
Utah	L	21-49	Nov. 8	Salt Lake
San Diego State	L	22-24	Nov. 22	San Diego

Coach: Joe Morrison
Captains: appointed by game

1981 (4-7-1 Overall, 3-4-1 WAC)

Houston	L	10-21	Sept. 5	Houston
Nevada-Las Vegas	L	42-49	Sept. 12	Las Vegas
Texas Tech	L	21-28	Sept. 19	Lubbock
Air Force	W	27-10	Sept. 26	Albuquerque
San Diego State	L	15-17	Oct. 3	Albuquerque
Texas-El Paso	W	26-3	Oct. 10	Albuquerque
Hawai'i	L	13-23	Oct. 17	Honolulu
New Mexico State	W	17-13	Oct. 24	Las Cruces
Brigham Young	L	7-31	Oct. 31	Provo
Utah	T	7-7	Nov. 7	Albuquerque
Colorado State	W	28-16	Nov. 14	Fort Collins
Wyoming	L	12-13	Nov. 21	Albuquerque

Coach: Joe Morrison
Captains: appointed by game

1982 (10-1 Overall, 6-1 WAC)

Wyoming	W	41-20	Sept. 4	Laramie
Texas Tech	W	14-0	Sept. 11	Albuquerque
Nevada-Las Vegas	W	49-21	Sept. 18	Albuquerque
Air Force	W	49-37	Oct. 2	Colorado Springs
Brigham Young	L	12-40	Oct. 9	Albuquerque
San Diego State	W	22-17	Oct. 16	San Diego
New Mexico State	W	66-14	Oct. 23	Albuquerque
North Texas State	W	20-17	Oct. 30	Denton
Texas-El Paso	W	31-18	Nov. 6	El Paso
Colorado State	W	29-24	Nov. 13	Albuquerque
Hawai'i	W	41-17	Nov. 18	Albuquerque

Coach: Joe Morrison
Captains: appointed by game

1983 (6-6 Overall, 4-3 WAC)

Utah	W	17-7	Sept. 3	Albuquerque
Tennessee	L	6-31	Sept. 10	Knoxville
Arkansas	L	0-17	Sept. 17	Little Rock
New Mexico State	W	31-0	Sept. 24	Las Cruces
North Texas State	L	8-18	Oct. 1	Albuquerque
Texas Tech	W	30-10	Oct. 8	Lubbock
Brigham Young (19)	L	21-66	Oct. 15	Provo
Hawai'i	L	16-25	Oct. 22	Honolulu
Colorado State	L	24-25	Oct. 29	Fort Collins
Wyoming	W	17-10	Nov. 5	Albuquerque
Texas-El Paso	W	35-0	Nov. 12	Albuquerque
San Diego State	W	34-14	Nov. 19	Albuquerque

Coach: Joe Lee Dunn
Captains: appointed by game

1984 (4-8 Overall, 1-7 WAC)

New Mexico State	W	61-21	Sept. 8	Albuquerque
West Texas State	W	27-0	Sept. 15	Albuquerque
Texas Tech	W	29-24	Sept. 22	Albuquerque
Texas-El Paso	W	34-7	Sept. 29	El Paso
Utah	L	14-38	Oct. 5	Salt Lake
Colorado State	L	10-16	Oct. 13	Albuquerque
Wyoming	L	21-59	Oct. 20	Laramie
Brigham Young (4)	L	0-48	Oct. 25	Albuquerque
Baylor	L	2-38	Nov. 3	Waco
Air Force	L	9-23	Nov. 10	Albuquerque
San Diego State	L	31-37	Nov. 17	San Diego
Hawai'i	L	13-48	Nov. 24	Honolulu

Coach: Joe Lee Dunn
Captains: appointed by game

1985 (3-8 Overall, 2-6 WAC)

Texas Tech	L	31-32	Sept. 7	Lubbock
New Mexico State	W	34-27	Sept. 14	Las Cruces
Air Force (18)	L	12-49	Sept. 28	Albuquerque
Nebraska (13)	L	7-38	Oct. 5	Lincoln
Colorado State	L	28-45	Oct. 12	Albuquerque
Brigham Young (9)	L	23-45	Oct. 19	Albuquerque
Hawai'i	L	17-27	Oct. 26	Albuquerque
Texas-El Paso	W	27-23	Nov. 2	El Paso
Utah	L	49-58	Nov. 9	Salt Lake
Wyoming	W	41-16	Nov. 16	Albuquerque
San Diego State	L	20-55	Nov. 23	San Diego

Coach: Joe Lee Dunn
Captains: appointed by game

1986 (4-8 Overall, 2-5 WAC)

Tennessee (10)	L	21-35	Sept. 6	Knoxville
Brigham Young (9)	L	30-31	Sept. 13	Provo
Texas Tech	L	7-14	Sept. 20	Lubbock
San Diego State	L	34-38	Sept. 27	Albuquerque
Hawai'i	L	10-27	Oct. 4	Honolulu
Texas-El Paso	W	24-22	Oct. 11	Albuquerque
Utah	W	47-43	Oct. 18	Albuquerque
New Mexico State	W	45-14	Oct. 25	Albuquerque
Wyoming	L	25-35	Nov. 1	Laramie
Tulsa	L	27-34	Nov. 8	Albuquerque
Colorado State	L	27-32	Nov. 15	Fort Collins
Memphis State	W	20-13	Nov. 22	Memphis

Coach: Joe Lee Dunn
Captains: appointed by game

1987 (0-11 Overall, 0-8 WAC)

Utah	L	20-24	Sept. 5	Salt Lake
New Mexico State	L	14-17	Sept. 12	Las Cruces
Arizona	L	9-20	Sept. 19	Tucson
Brigham Young	L	25-45	Sept. 26	Albuquerque
Hawai'i	L	31-41	Oct. 3	Albuquerque
Colorado State	L	13-35	Oct. 10	Fort Collins
Texas-El Paso	L	0-34	Oct. 17	El Paso
Wyoming	L	16-59	Nov. 7	Albuquerque
Air Force	L	26-73	Nov. 14	Albuquerque
San Diego State	L	30-53	Nov. 21	San Diego
Arkansas	L	25-43	Nov. 28	Little Rock

Coach: Mike Sheppard
Captains: Kirk Allen, Terence Donaldson, Barry Garrison, Fred Mady

1988 (2-10 Overall, 1-7 WAC)

Fresno State	L	21-68	Sept. 3	Albuquerque
New Mexico State	W	36-34	Sept. 10	Las Cruces
Texas	L	0-47	Sept. 17	Austin
Akron	L	28-30	Sept. 24	Albuquerque
Air Force	L	14-63	Oct. 1	Colorado Springs
Utah	L	27-33	Oct. 8	Albuquerque
Wyoming	L	7-55	Oct. 15	Laramie
Texas-El Paso	L	0-37	Oct. 22	Albuquerque
Brigham Young	L	0-65	Oct. 29	Provo
Hawai'i	L	3-45	Nov. 5	Honolulu
Colorado State	W	24-23	Nov. 12	Albuquerque
San Diego State	L	10-18	Nov. 19	Albuquerque

Coach: Mike Sheppard
Captains: John Duff, Scott Howard, Art Martinez, Phillip Vaughan

1989 (2-10 Overall, 0-7 WAC)

Brigham Young (19)	L	3-24	Sept. 2	Albuquerque
New Mexico State	W	45-13	Sept. 9	Albuquerque
Texas Tech	L	20-27	Sept. 16	Lubbock
Tulsa	L	33-35	Sept. 23	Tulsa
Hawai'i	L	14-60	Sept. 30	Honolulu
Colorado State	L	20-34	Oct. 7	Albuquerque
Texas-El Paso	L	7-26	Oct. 14	El Paso
Florida	L	21-27	Oct. 21	Gainesville
Wyoming	L	23-24	Oct. 28	Albuquerque
San Diego State	L	28-45	Nov. 4	San Diego
Utah	L	39-41	Nov. 11	Salt Lake
Fresno State (23)	W	45-22	Nov. 18	Albuquerque

Coach: Mike Sheppard
Captains: Brett Heber, Terance Mathis, Nate Morris, Jay Schultz

1990 (2-10 Overall, 1-6 WAC)

New Mexico State	W	29-12	Sept. 1	Las Cruces
Fresno State	L	17-24	Sept. 8	Fresno
Arizona (20)	L	10-25	Sept. 15	Albuquerque
Texas Tech	L	32-34	Sept. 22	Albuquerque
Kansas State	L	6-38	Sept. 29	Manhattan
Texas-El Paso	W	48-28	Oct. 6	Albuquerque
Wyoming (23)	L	22-25	Oct. 13	Laramie
Colorado State	L	7-47	Oct. 20	Fort Collins
Brigham Young (7)	L	31-55	Oct. 27	Provo
Hawai'i	L	16-43	Nov. 3	Honolulu
Utah	L	27-29	Nov. 10	Albuquerque
San Diego State	L	34-40	Nov. 17	Albuquerque

Coach: Mike Sheppard
Captains: John Bell, Kurt Jensen, Eric Morgan, Nate Morris

1991 (3-9 Overall, 2-6 WAC)

Texas-El Paso	L	19-35	Aug. 31	El Paso
TCU	L	7-60	Sept. 7	Ft. Worth
Hawai'i	L	13-35	Sept. 14	Honolulu
Nevada-Las Vegas	L	22-23	Sept. 21	Albuquerque
New Mexico State	W	17-10	Sept. 28	Albuquerque
Fresno State	L	17-94	Oct. 5	Fresno
San Diego State	L	24-38	Oct. 12	San Diego
Wyoming	L	19-39	Oct. 19	Albuquerque
Brigham Young	L	23-41	Oct. 26	Albuquerque
Air Force	W	34-32	Nov. 2	Albuquerque
Utah	L	7-30	Nov. 9	Salt Lake
Colorado State	W	38-36	Nov. 16	Fort Collins

Coach: Mike Sheppard
Captains: Fred Easter, Marcus Goodloe, Kim McCall, Troy Rosse-an, Steve Slater, Doug Zikan

1992 (3-8 Overall, 2-6 WAC)

TCU	W	24-7	Sept. 5	Albuquerque
New Mexico State	L	39-42	Sept. 12	Las Cruces
SMU	L	13-20	Sept. 19	Albuquerque
Air Force	L	32-33	Sept. 26	Colorado Springs
San Diego State	L	21-49	Oct. 3	Albuquerque
Wyoming	L	21-35	Oct. 10	Laramie
Utah	W	24-7	Oct. 17	Albuquerque
Fresno State	L	28-31	Oct. 24	Fresno
Brigham Young	L	0-35	Nov. 7	Provo
Texas-El Paso	W	35-14	Nov. 14	Albuquerque
Colorado State	L	10-14	Nov. 21	Albuquerque

Coach: Dennis Franchione
Captains: Willie Barry, Jesse Becton, Stoney Case, Steve Green, Justin Hall, Clint Hall

1993 (6-5 Overall, 4-4 WAC)

Brigham Young (19)	L	31-34	Sept. 4	Albuquerque
TCU	L	34-35	Sept. 11	Fort Worth
Fresno State	L	24-41	Sept. 18	Albuquerque
New Mexico State	W	42-7	Sept. 25	Albuquerque
Hawai'i	W	41-14	Oct. 2	Albuquerque
Utah	W	42-35	Oct. 9	Salt Lake
San Diego State	L	17-20	Oct. 23	San Diego
Colorado State	L	20-21	Oct. 30	Fort Collins
Idaho State	W	39-13	Nov. 6	Albuquerque
Wyoming	W	10-7	Nov. 13	Albuquerque
Texas-El Paso	W	35-29	Nov. 20	El Paso

Coach: Dennis Franchione
Captains: Stoney Case, Trent Coit, Dan Coverley, Alex Crowder, David Sloan

1994 (5-7 Overall, 4-4 WAC)

Texas Tech	L	31-37	Sept. 3	Lubbock
TCU	L	29-44	Sept. 10	Albuquerque
SMU	L	31-34	Sept. 17	Dallas
Brigham Young	L	47-49	Sept. 24	Provo
Colorado State (21)	L	31-38	Oct. 1	Albuquerque
Hawai'i	W	38-21	Oct. 8	Honolulu
San Diego State	L	13-20	Oct. 15	Albuquerque
New Mexico State	W	56-31	Oct. 22	Las Cruces
Fresno State	W	49-32	Oct. 29	Fresno
Utah (8)	W	23-21	Nov. 5	Albuquerque
Wyoming	L	28-38	Nov. 12	Laramie
Texas-El Paso	W	25-21	Nov. 19	Albuquerque

Coach: Dennis Franchione
Captains: Stoney Case, Trent Coit, Dan Coverley, Alex Crowder, David Sloan

1995 (4-7 Overall, 2-6 WAC)

Northern Arizona	W	45-21	Sept. 2	Albuquerque
Utah	L	9-36	Sept. 16	Albuquerque
New Mexico State	W	36-24	Sept. 23	Albuquerque
Air Force	L	24-27	Sept. 30	Albuquerque
Fresno State	L	34-51	Oct. 7	Fresno
Hawai'i	W	24-10	Oct. 14	Albuquerque
Colorado State	W	22-14	Oct. 21	Fort Collins
Texas Tech (22)	L	7-34	Oct. 28	Albuquerque
San Diego State	L	29-38	Nov. 4	San Diego
Brigham Young	L	14-31	Nov. 11	Albuquerque
Texas-El Paso	L	12-17	Nov. 18	El Paso

Coach: Dennis Franchione
Captains: UNM's 12 seniors

1996 (6-5 Overall, 3-5 WAC)

1999 (4-7 Overall, 3-4 Mountain West)

Texas-El Paso	L 10-13	Sept. 4	El Paso
New Mexico State	L 28-35	Sept. 11	Albuquerque
Northern Arizona	W 45-14	Sept. 18	Albuquerque
Boise State	L 9-20	Sept. 25	Boise
San Diego State	W 24-21	Oct. 9	San Diego
Brigham Young (20)	L 7-31	Oct. 16	Albuquerque
UNLV	W 27-6	Oct. 30	Albuquerque
Colorado State	L 22-36	Nov. 6	Albuquerque
Utah	L 7-52	Nov. 13	Salt Lake City
Wyoming	L 28-42	Nov. 20	Laramie
Air Force	W 33-28	Nov. 27	Albuquerque

Coach: Rocky Long

Captains: Jason Carson, Henry Stephens, Brian Urlacher, Martinez Williams

2000 (5-7 Overall, 3-4 Mountain West)

Texas Tech	L 3-24	Aug. 26	Lubbock
Boise State	L 14-31	Sept. 2	Albuquerque
Oregon State	L 20-28	Sept. 9	Albuquerque
New Mexico State	W 16-13	Sept. 16	Las Cruces
Northern Arizona	W 35-28	Sept. 23	Albuquerque
Wyoming	W 45-10	Sept. 30	Albuquerque
Colorado State	L 14-17	Oct. 7	Fort Collins
Air Force	W 29-23	Oct. 21	Colorado Springs
Utah	W 10-3	Oct. 28	Albuquerque
San Diego State	L 16-17	Nov. 4	Albuquerque
UNLV	L 14-18	Nov. 11	Las Vegas
Brigham Young	L 13-17	Nov. 18	Provo

Coach: Rocky Long

Captains: Mike Barnett, Jarrod Baxter, Henry Stephens

2001 (6-5 Overall, 4-3 Mountain West)

UTEP	W 26-6	Sept. 1	Albuquerque
Texas Tech	L 30-42	Sept. 8	Lubbock
Baylor	L 13-16 (OT)	Sept. 22	Waco
Utah	L 16-37	Sept. 29	Salt Lake City
Wyoming	W 30-29	Oct. 6	Laramie
Brigham Young (17)	L 20-24	Oct. 13	Albuquerque
Air Force	W 52-33	Oct. 27	Albuquerque
San Diego State	W 20-15	Nov. 3	San Diego
UNLV	W 27-17	Nov. 10	Albuquerque
Colorado State	L 17-24	Nov. 17	Albuquerque
New Mexico State	W 53-0	Nov. 24	Albuquerque

Coach: Rocky Long

Captains: Jarrod Baxter, Rudy Caamano, Mohammed Konte, Brian Johnson, Jeremy Sorenson

2002 (7-7 Overall, 5-2 Mountain West)

North Carolina State (25)	L 14-34	Aug. 24	Raleigh
Weber State	W 38-24	Aug. 31	Albuquerque
Air Force	L 31-38 (OT)	Sept. 7	Colorado Springs
Baylor	W 23-0	Sept. 14	Albuquerque
New Mexico State	L 13-24	Sept. 21	Las Cruces
Texas Tech	L 0-49	Sept. 27	Albuquerque
UNLV	W 25-16	Oct. 12	Las Vegas
Utah State	L 44-45 (OT)	Oct. 19	Logan
Utah	W 42-35 (2OT)	Oct. 26	Albuquerque
San Diego State	W 15-8	Nov. 9	Albuquerque
Brigham Young	W 20-16	Nov. 16	Provo
Colorado State (20)	L 14-22	Nov. 23	Fort Collins
Wyoming	W 49-20	Nov. 30	Albuquerque
UCLA (Las Vegas Bowl)	L 13-27	Dec. 25	Las Vegas

Coach: Rocky Long

Captains: Dwight Counter, Hebrews Josue, Casey Kelly, Charles Moss

2003 (8-5 Overall, 5-2 Mountain West)

Texas State-San Marcos	W 72-8	Aug. 30	Albuquerque
Texas Tech	L 28-42	Sept. 6	Lubbock
Brigham Young	L 7-10	Sept. 13	Albuquerque
Washington State (24)	L 13-23	Sept. 20	Pullman
New Mexico State	W 24-17	Sept. 27	Albuquerque
Utah State	W 34-7	Oct. 4	Albuquerque
San Diego State	W 30-7	Oct. 18	San Diego
Utah (23)	W 47-35	Oct. 25	Salt Lake
UNLV	L 35-37	Nov. 1	Albuquerque
Colorado State	W 37-34	Nov. 7	Albuquerque
Air Force	W 24-12	Nov. 15	Albuquerque
Wyoming	W 26-3	Nov. 22	Laramie
Oregon State (Las Vegas Bowl)	L 14-55	Dec. 24	Las Vegas

Coach: Rocky Long

Captains: Terrell Golden, Casey Kelly, Jason Lenzmeier, D.J. Renteria

2004 (7-5 Overall, 5-2 Mountain West)

Washington State	L 17-21	Sept. 3	Albuquerque
Texas Tech	W 27-24	Sept. 11	Albuquerque
Oregon State	L 7-17	Sept. 18	Corvallis
New Mexico State	W 38-3	Sept. 25	Las Cruces
Utah (14)	L 7-28	Oct. 1	Albuquerque
Air Force	L 23-28	Oct. 9	Colorado Springs
UNLV	W 24-20	Oct. 16	Las Vegas
San Diego State	W 19-9	Oct. 23	Albuquerque
Colorado State	W 26-17	Oct. 30	Fort Collins
Brigham Young	W 21-14	Nov. 13	Provo
Wyoming	W 16-9	Nov. 20	Albuquerque
Navy (Emerald Bowl)	L 19-34	Dec. 30	San Francisco

Coach: Rocky Long

Captains: Josh Bazinet, DonTrell Moore, Nick Speegle, Claude Terrell

2005 (6-5 Overall, 4-4 Mountain West)

UNLV	W 24-22	Sept. 5	Albuquerque
Missouri	W 45-35	Sept. 10	Columbia
New Mexico State	W 38-21	Sept. 17	Albuquerque
UTEP	L 13-21	Sept. 24	El Paso
TCU	L 28-49	Oct. 1	Fort Worth
Brigham Young	L 24-27	Oct. 8	Albuquerque
Wyoming	W 27-24	Oct. 15	Laramie
San Diego State	W 47-23	Oct. 22	San Diego
Colorado State	L 25-35	Oct. 28	Albuquerque
Utah	W 31-27	Nov. 12	Salt Lake City
Air Force	L 24-42	Nov. 19	Albuquerque

Coach: Rocky Long

Captains: Hank Baskett III, Mike Mohoric, DonTrell Moore, Marcus Parker

2006 (6-7 Overall, 4-4 Mountain West)

Portland State	L 6-17	Sept. 2	Albuquerque
New Mexico State	W 34-28	Sept. 9	Las Cruces
Missouri	L 17-27	Sept. 16	Albuquerque
UTEP	W 26-13	Sept. 23	Albuquerque
Air Force	L 7-24	Sept. 30	Colorado Springs
Wyoming	L 10-14	Oct. 7	Albuquerque
UNLV	W 39-36 (OT)	Oct. 14	Las Vegas
Utah	W 34-31	Oct. 19	Albuquerque
Colorado State	W 20-19	Oct. 28	Fort Collins
TCU	L 21-27	Nov. 11	Albuquerque
Brigham Young (23)	L 17-42	Nov. 18	Provo
San Diego State	W 41-14	Nov. 25	Albuquerque
San Jose State (New Mexico Bowl)	L 12-20	Dec. 23	Albuquerque

Coach: Rocky Long

Captains: Quincy Black, Cody Kase, Kole McKamey, Robert Turner

2007 (9-4 Overall, 5-3 Mountain West)

UTEP	L 6-10	Sept. 1	El Paso
New Mexico State	W 44-34	Sept. 8	Albuquerque
Arizona	W 29-27	Sept. 15	Tucson
Sacramento State	W 58-0	Sept. 22	Albuquerque
Brigham Young	L 24-31	Sept. 29	Albuquerque
Wyoming	W 20-3	Oct. 13	Laramie
San Diego State	W 20-17	Oct. 20	San Diego
Air Force	W 34-31	Oct. 25	Albuquerque
TCU	L 0-37	Nov. 3	Fort Worth
Colorado State	W 26-23	Nov. 10	Albuquerque
Utah	L 10-28	Nov. 17	Salt Lake City
UNLV	W 27-6	Nov. 24	Albuquerque
Nevada (New Mexico Bowl)	W 23-0	Dec. 22	Albuquerque

Coach: Rocky Long

Captains: Travis Brown, Cody Kase, Marcus Smith, OJ Swift

2008 (4-8 Overall, 2-6 Mountain West)

TCU	L 3-26	Aug. 30	Albuquerque
Texas A&M	L 22-28	Sept. 6	Albuquerque
Arizona	W 36-28	Sept. 13	Albuquerque
Tulsa	L 14-56	Sept. 20	Tulsa
New Mexico State	W 35-24	Sept. 27	Las Cruces
Wyoming	W 24-0	Oct. 4	Albuquerque
Brigham Young (8)	L 3-21	Oct. 11	Provo
San Diego State	W 70-7	Oct. 18	Albuquerque
Air Force	L 10-23	Oct. 23	Colorado Springs
Utah (9)	L 10-13	Nov. 1	Albuquerque
UNLV	L 20-27	Nov. 8	Las Vegas
Colorado State	L 6-20	Nov. 15	Fort Collins

Coach: Rocky Long

Captains: Zach Arnett, Rodney Ferguson, Donovan Porterie, Glover Quin

2009 (1-11 Overall, 1-7 Mountain West)

Texas A&M	L 6-41	Sept. 5	College Station
Tulsa	L 10-44	Sept. 12	Albuquerque
Air Force	L 13-37	Sept. 19	Albuquerque
New Mexico State	L 17-20	Sept. 26	Albuquerque
Texas Tech	L 28-48	Oct. 3	Lubbock
Wyoming	L 13-37	Oct. 10	Laramie
UNLV	L 17-34	Oct. 24	Albuquerque
San Diego State	L 20-23	Oct. 31	San Diego
Utah (14)	L 14-45	Nov. 7	Salt Lake City
Brigham Young (22)	L 19-24	Nov. 14	Albuquerque
Colorado State	W 29-27	Nov. 21	Albuquerque
TCU (4)	L 10-51	Nov. 28	Fort Worth

Coach: Michael Locksley

Captains: Erik Cook, Victor James, Carmen Messina, Frankie Solomon

2010 (1-11 Overall, 1-7 Mountain West)

Oregon (11)	L 0-72	Sept. 4	Oregon
Texas Tech	L 17-52	Sept. 11	Albuquerque
Utah (14)	L 14-56	Sept. 18	Albuquerque
UNLV	L 10-45	Sept. 25	Las Vegas
UTEP	L 20-37	Oct. 2	Albuquerque
New Mexico State	L 14-16	Oct. 9	Las Cruces
San Diego State	L 20-30	Oct. 23	Albuquerque
Colorado State	L 14-38	Oct. 30	Fort Collins
Wyoming	W 34-31	Nov. 6	Albuquerque
Air Force	L 23-48	Nov. 13	Colorado Springs
Brigham Young	L 7-40	Nov. 20	Provo
TCU (3)	L 17-66	Nov. 27	Albuquerque

Coach: Mike Locksley

Captains: Byron Bell, Mike Cannon, Seth Johannemann

2011 (1-11 Overall, 1-6 Mountain West)

Colorado State	L 10-14	Sept. 3	Albuquerque
Arkansas (13)	L 3-52	Sept. 10	Little Rock
Texas Tech	L 13-59	Sept. 17	Albuquerque
Sam Houston State L, 45-48 (OT)		Sept. 24	Albuquerque
New Mexico State	L 28-42	Oct. 1	Albuquerque
Nevada	L 7-49	Oct. 15	Reno
TCU	L 0-69	Oct. 22	Fort Worth
Air Force	L 0-42	Oct. 29	Albuquerque
San Diego State	L 7-35	Nov. 5	San Diego
UNLV	W 21-14	Nov. 12	Albuquerque
Wyoming	L 10-31	Nov. 19	Laramie
Boise State (8)	L 0-45	Dec. 3	Boise

Coach: Mike Locksley / George Barlow

Captains: Bubba Forrest, B.R. Holbrook, Carmen Messina

2012 (4-9 Overall, 1-7 Mountain West)

Southern	W 66-21	Sept. 1	Albuquerque
Texas (17)	L 0-45	Sept. 8	Austin
Texas Tech	L 14-49	Sept. 15	Lubbock
New Mexico State	W 27-14	Sept. 22	Las Cruces
Boise State (24)	L 29-32	Sept. 29	Albuquerque
Texas State	W 35-14	Oct. 6	Albuquerque
Hawai'i	W 35-23	Oct. 13	Honolulu
Air Force	L 23-28	Oct. 20	Colorado Springs
Fresno State	L 32-49	Oct. 27	Albuquerque
UNLV	L 7-35	Nov. 3	Las Vegas
Wyoming	L 23-28	Nov. 10	Albuquerque
Nevada	L 24-31	Nov. 17	Albuquerque
Colorado State	L 20-24	Nov. 24	Fort Collins

Coach: Bob Davie

Captains: Kasey Carrier, Joe Stoner, Ugo Uzodinma

2013 (3-9 Overall, 1-7 MW Mountain Division)

UTSA	L 13-21	Aug. 31	Albuquerque
UTEP	W 42-35 (OT)	Sept. 7	El Paso
Pittsburgh	L 27-49	Sept. 14	Pittsburgh
UNLV	L 42-56	Sept. 28	Albuquerque
New Mexico State	W 66-17	Oct. 5	Albuquerque
Wyoming	L 31-38	Oct. 12	Laramie
Utah State	L 10-45	Oct. 19	Albuquerque
San Diego State	L 30-35	Nov. 2	San Diego
Air Force	W 45-37	Nov. 8	Albuquerque
Colorado State	L 42-66	Nov. 16	Albuquerque
Fresno State	L 28-69	Nov. 23	Fresno
Boise State	L 17-45	Nov. 30	Boise

Coach: Bob Davie

Captains: Dallas Bollema, Kasey Carrier, Dillon Farrell, Jacori Greer

2014 (4-8 Overall, 2-6 MW Mountain Division)

UTEP	L 24-31	Aug. 30	Albuquerque
Arizona State (17)	L 23-58	Sept. 6	Albuquerque
at New Mexico State	W 38-35	Sept. 20	Las Cruces
Fresno State	L 24-35	Sept. 26	Albuquerque
at UTSA	W 21-9	Oct. 4	San Antonio
San Diego State	L 14-24	Oct. 10	Colorado Springs
at Air Force	L 31-35	Oct. 18	Las Vegas
at UNLV	W 31-28	Nov. 1	Albuquerque
Boise State	L 49-60	Nov. 8	Albuquerque
at Utah State	L 21-28	Nov. 15	Logan
at Colorado State (22)	L 20-58	Nov. 22	Fort Collins
Wyoming	W 36-30	Nov. 29	Albuquerque

Coach: Bob Davie

Captains: Lamar Bratton, Dakota Cox, Cole Gautsche

2015 (7-6 Overall, 5-3 MW Mountain Division)

Mississippi Valley St.	W 66-0	Sept. 5	Albuquerque
Tulsa	L 21-40	Sept. 12	Albuquerque
at Arizona State	L 10-34	Sept. 18	Tempe, Ariz.
at Wyoming	W 38-28	Sept. 26	Laramie, Wyo.
New Mexico State	W 38-29	Oct. 3	Albuquerque
at Nevada	L 17-35	Oct. 10	Reno, Nev.
Hawai'i	W 28-27	Oct. 17	Albuquerque
at San Jose State	L 21-31	Oct. 24	San Jose, Calif.
Utah State	W 14-13	Nov. 7	Albuquerque
at Boise State	W 31-24	Nov. 14	Boise, Idaho
Colorado State	L 21-28	Nov. 21	Albuquerque
Air Force	W 47-35	Nov. 28	Albuquerque
Arizona (Gildan NM Bowl)	L 37-45	Dec. 19	Albuquerque

Coach: Bob Davie

Captains: Lamar Jordan, Dakota Cox, Reece White

2016 (9-4 Overall, 6-2 MW Mountain Division)

Mountain Division Champions			
South Dakota	W 48-21	Sept. 5	Albuquerque
at New Mexico State	L 31-32	Sept. 12	Las Cruces
at Rutgers	L 28-37	Sept. 18	Piscataway, N.J.
San Jose State	W 48-41	Sept. 26	Albuquerque
Boise State	L 21-49	Oct. 3	Albuquerque
vs. Air Force	W 45-40	Oct. 10	Dallas, Texas
ULM	W 59-17	Oct. 17	Albuquerque
at Hawai'i	W 28-21	Oct. 24	Honolulu, Haw.
Nevada	W 35-26	Nov. 7	Albuquerque
at Utah State	W 24-21	Nov. 14	Logan, Utah
at Colorado State	L 31-49	Nov. 21	Fort Collins, Colo.
Wyoming	W 56-35	Nov. 28	Albuquerque
UTSA (Gildan NM Bowl)	W 23-20	Dec. 19	Albuquerque

Coach: Bob Davie

Captains: Lamar Jordan, Dakota Cox, Austin Apodaca, Daniel Henry

Totals: 480-582-31 overall

Home: 325-251-17

Road: 152-321-13



CHAOUKI ABDALLAH INTERIM PRESIDENT

Interim President Chaouki Abdallah obtained his Bachelors of Engineering from Youngstown State University in 1981, and his Masters and Ph.D. in Electrical Engineering from the Georgia Institute of Technology in 1982, and 1988 respectively. He joined the Electrical and Computer Engineering (ECE) department at The University of New Mexico (UNM) and is currently professor of Electrical & Computer Engineering. Between 2001 and 2005 he was the associate chair for graduate affairs at ECE. From 2005 to 2011, he was the ECE department chair, prior to becoming the provost and executive vice president of academic affairs in July 2011, a position he held until December 2016. He was appointed acting president by The UNM Board of Regents in January 2017 and interim president on June 1, 2017.

Professor Abdallah was the first recipient of ECE's Lawton-Ellis Award for combined excellence in teaching, research, and student/community involvement. Professor Abdallah also received the school of engineering senior research excellence award in 2004, and was the ECE Gardner-Zemke Professor between 2002 and 2005. He served as director of ECE's graduate program from 1999 through 2005. Dr. Abdallah was a visiting professor at the Università Degli Studi di Roma, Tor Vergata, Rome, in 2005. He has published eight books (three as co-editor and five as co-author) and more

than 300 peer-reviewed papers, and his current h-index (as of December 2016) stands at 34. As provost, he has assembled a team (one senior vice provost and three associate provosts) to improve student success focusing on underprepared and underrepresented students. Within 5 years, under his leadership, UNM has increased the first-year retention rates by 6 %, the four-year graduation rate by 7 %, and the six-year graduation rate by 5 %. The team has also designed and implemented degree-plan software that allows current and potential students to investigate and track their coursework progress. He also shepherded the design and implementation of an Honors college that has since increased the number of high-achieving students attending UNM by more than 20%. The student success team also led a collaborative effort with the faculty senate and academic units participation to reduce the minimum required credit hours for Bachelors degrees from 128 to 120 effective in Fall 2014. During his tenure as provost, he has also increased the ranks of Tenure Track faculty by roughly 10%, and led three equity salary adjustment programs that helped almost 1/3 of the UNM faculty. He also led the development and implementation of a long-range Academic plan and initiatives in 2011.

President Abdallah continues to conduct research and to teach courses in the general area of systems theory with focus on control, communications, and computing systems. His research has been funded by NSF, AFOSR, NRL, national laboratories, and by various companies. He served as the general chair of the 2008 CDC, the premier IEEE conference in Decision & Control, which was held in Cancun, Mexico. Professor Abdallah is a senior member of IEEE and a recipient of the IEEE Millennium medal that was awarded in the year 2000 to 1% of the IEEE members. He is fluent in English, French, and Arabic.



JANICE RUGGIERO INTERIM ATHLETIC DIRECTOR

Janice Ruggiero is entering her 27th year at the University of New Mexico and 17th as UNM's Senior Woman Administrator. On June 5, 2017, she was named the Acting Director of Athletics by Interim President Chaouki Abdallah, and she became Interim Athletic Director on July 1, 2017.

"I have every confidence in Janice's ability to lead our programs," Abdallah said. "It is an honor to be able to appoint the first woman to oversee all of UNM athletics."

She previously served as the school's Deputy Athletic Director for Internal Operations. Ruggiero was promoted to that position

in December of 2015 after earning the title of associate athletic director on July 1, 2000.

Part of Ruggiero's duties as the Senior Associate Athletic Director for Student-Athlete Welfare is the oversight of UNM's athletic performance areas, training room, equipment room, compliance, facilities, special events, game management

and serves UNM Mountain West liaison. She has sport oversight for men's basketball and women's basketball. She has previous experience as the lead administrator for volleyball, men's and women's golf and softball. She previously spent four years in charge of compliance at UNM. She was a member of the NCAA Div. I Women's Basketball Committee from 2002-04.

She has in the past served as a member of the NCAA Legislative Council from 2008-2014 and on the NCAA Women's Basketball Rules Committee from 2011-2014. Currently Janice serves on the NCAA Women's Basketball Oversight Committee. Last year she was named as one of the top 10 Senior Woman Administrators by College AD.

Ruggiero was a member of the UNM women's basketball team as both a player and a coach. She played for the Lobos from 1984-87 until the program was discontinued, then transferred to the University of Hawai'i for her senior season. Ruggiero was an assistant coach at UNM after the program's reinstatement from 1991-93.

Ruggiero graduated from UNM in 1989 with a bachelor's degree in Marketing and General Management. She completed her master's degree in Sports Administration during the summer of 1997. Ruggiero has two sons; Leonard Jordan (LJ) and Alex, who both attend UNM.

BOARD OF REGENTS



Robert Doughty
President



Marron Lee
Vice President



Alex Romero



Bradley Hosmer



Thomas Clifford



Suzanna Quillen



Garrett Adcock
Student Regent

PRINT**Albuquerque Journal**

Randy Harrison, Sports Editor
Rick Wright, beat (rwright@abqjournal.com)
P.O. Drawer J
Albuquerque, NM 87103
Phone: (505) 823-3900
FAX: (505) 823-3998
website: www.abqjournal.com

Santa Fe New Mexican

Will Webber (webber@sfnewmexican.com)
202 E. Marcy St.
Santa Fe, NM 87501
Phone: (505) 983-3303

Associated Press

Glen Rosales (rosalesabq@aol.com)
5130 San Francisco NE, Suite A
Albuquerque, NM 87109
Phone: (505) 822-9022
FAX: (505) 828-0310

Rio Rancho Observer

Gary Herron (gherron@rrobsobserver.com)
1594 Sara Rd., Suite D
Rio Rancho, NM 87124
Phone: (505) 892-8080
FAX: (505) 892-5719

Daily Lobo

Robert Maler, Sports Editor
(sports@dailylobo.com)
Marron Hall-UNM
Albuquerque, NM 87131
Phone: (505) 277-7527
FAX: (505) 277-6228
website: www.dailylobo.com

The Red Menace

Lee Roy Lucero (unmredmenace@yahoo.com)

The Lobo Lair

Mark Chavez (lobolair@yahoo.com)
Greg Archuleta (GregoryR.Archuleta@state.nm.us)

RADIO**Lobo Radio Network**

Robert Portnoy (play-by-play)
unmlobosradio@yahoo.com
Phone: (505) 307-6971
DonTrell Moore (analyst)
dmoore_22@yahoo.com

KOB-AM (770 AM)

500 4th St., NW
Albuquerque, NM 87102-2102
Phone: (505) 767-6700
FAX: (505) 767-6711/6767
website: www.770kkob.com

KNML/The Sports Animal (610 AM)

Jeff Siembieda - The Opening Drive
(jeffrey.c.siembieda@espn.com)
J.J. Buck - The Opening Drive
(jj.buck@cumulus.com)
Michael Carlyle - The Sports Bar
(michael.carlyle@cumulus.com)
Mike Trujillo - The Sports Bar
(mike.trujillo@cumulus.com)
500 4th St., NW
Albuquerque, NM 87102-2102
Phone: (505) 767-6700
FAX: (505) 767-6711
website: www.610thesportsanimal.com

KQTM (101.7 FM) The TEAM

Bob Brown (bob@1017theteam.com)
Joe O'Neill (joe@1017theteam.com)
4131 Barbara Loop SE, Ste 202
Rio Rancho, NM 87124
Phone: (505) 338-1414
www.1017theTeam.com

KUNM (89.9 FM)

Onate Hall / 3rd Floor North
Albuquerque, NM 87131
Phone: (505) 277-4806

KDEF (1150 AM)

Henry Tafoya (originalgameface@gmail.com)
2900 Louisiana NE, Suite 250
Albuquerque, NM 87110
Phone: (505) 888-1150
FAX: (505) 899-1977

TELEVISION**KOB-TV (NBC, Channel 4)**

J.P. Murrieta (sports@kobtv.com)
Lee Faria (LFaria@kob.com)
P.O. Box 1351
Albuquerque, NM 87103
Phone: (505) 764-2450
FAX: (505) 764-2456
website: www.kobtv.com

KRQE-TV (CBS, Channel 13)

Van Tate (van.tate@krqe.com)
Jared Chester (jared.chester@krqe.com)
Phone: (505) 767-9411
P.O. Box 1294
Albuquerque, NM 87125
Phone: (505) 764-9411
FAX: (505) 842-8483
website: www.krqe.com

KOAT-TV (ABC, Channel 7)

No Sports Department
P.O. Box 25982
Albuquerque, NM 87125
Phone: (505) 884-6330
FAX: (505) 884-6282
website: www.koat.com

COVERAGE**PRINT**

Albuquerque's one daily newspaper is the *Albuquerque Journal*. Rick Wright is entering his sixth year as the Lobo football beat writer for *The Journal*. He is the dean of journalists in the area having written at *The Journal* since 1977. Rick's Twitter profile says he started at *The Journal* at age 5, his only inaccuracy in 40 years (although we haven't officially checked his birth certificate either).

The *Albuquerque Journal* is the state's largest paper. The Lobos are also covered by the UNM student newspaper, *The Daily Lobo*, *The Santa Fe New Mexican*, the *Los Alamos Monitor* and other papers throughout the state along with several internet based news sites, including *The Lobo Lair*, *The Red Menace*, and *SB Nation*.

RADIO

Every New Mexico football game can be heard over the Lobo Radio Network anchored by 50,000-watt flagship station 770 KOB-AM in Albuquerque.

Robert Portnoy is in his fifth year of handling the play-by-play while former Lobo Ned James enters his first full season as the color commentator.

TELEVISION

As of presstime, six of UNM's 12 games are slated for national television, with all 12 slated for broadcast.

Games will be nationally broadcast this season via ESPN's Family of Networks (four games, including a Thursday night national broadcast on ESPN), and two on CBS SPORTS Network. All four of UNM's remaining MW controlled games are expected to be picked up by AT&T Networks (formerly ROOT SPORTS) or Stadium (formerly Campus Insiders).

ESPN games will be available on the WatchESPN app, and online at ESPN3.com as well as over the air.

WWW.GOLOBOS.COM**THE OFFICIAL SITE OF NEW MEXICO ATHLETICS**

GoLobos.com is the official web site for New Mexico Athletics and your leading resource for information on Lobo Football. Fans can find everything they need on GoLobos.com, including tickets, schedules and updates on any and everything involving Lobo Football. The 2017 season will mark the third with SIDEARM Sports, UNM's web hosting company, which has allowed for better Apple product integration and easier mobile access. Other exciting features on the site include:

Video Clips on LOBO TV
Free Live Audio Streaming
Free Live Video Streaming of Selected Games
Printable and Downloadable Schedules
Live and Archived Press Conference Footage
Archives of the Lobo Coaches TV and Radio Shows
Purchase and Print Tickets Online
Lobos Photo Store
Live Stats
Media Guide and Game Notes



[FACEBOOK.COM/NEWMEXICOBOS](https://www.facebook.com/newmexicobobos)



[TWITTER.COM/UNMLOBOS](https://twitter.com/unmlobos)



[INSTAGRAM.COM/UNMLOBOSATHLETICS](https://www.instagram.com/unmlobosathletics)

MEDIA

The University of New Mexico football team gets extensive media coverage on a daily basis from the Albuquerque Journal, Daily Lobo, numerous radio outlets, including flagship station 770 KOB-AM, and two network television stations covering the beat.

LOBOS ON THE RADIO

Every New Mexico game is broadcast over the 18-station Lobo Radio Network, spearheaded by flagship 770 KOB-AM, at 50,000 watts one of the largest stations in America in terms of geographical penetration. Fans outside of KOB's listening audience can also receive the games over the Internet at www.GoLobos.com with UNM's free audio stream.

In addition to 770 KOB, the Lobos can also be heard state-wide on the Lobo Radio Network. The Lobo Radio Network

currently consists of 18 stations in New Mexico, including:

	Call Letters	Freq
Albuquerque	KOB-AM	770
Aztec	KLJH-FM	96.1
Bloomfield	KLJH-2	107.1
Farmington	KLJH-FM	107.1
Farmington	KLJH-FM	96.1
Farmington	KLJH-1	107.1
Gallup	KYVA-AM	1230
Gallup	KYVA-AM	94.9
Grants	KMIN-AM	980
Hobbs	KWMW-FM	105.1
Las Vegas	KBQL-FM	92.7
Mancos, CO	KLJH-FM	107.9
Pagosa Springs, CO	KLJH-FM	98.3
Santa Fe	KVSF-AM	1400
Ruidoso	KWMW-FM	99.1
Ruidoso	KRUI-AM	1490
Socorro	KYRN-FM	102.1
Window Rock, AZ	KLJH-FM	92.3

LOBOS ON TELEVISION

Television trucks at UNM park below the West Press Box in the Stadium West parking lot. Workers for TV park in Baseball East or Baseball South lots, where UNM media also park.

The television broadcast center is located in the top level of the West Press Box, which is one of the best broadcast views in all of the West, with the scenic Sandia Mountains beyond the stadium.

**University of New Mexico Athletics
Communications - Football Contact**


Frank Mercogliano
Asst A.D. of Communications
(505) 410-4844
fmercog@unm.edu

Frank Mercogliano, Assistant Director of Communications
fmercog@unm.edu - (505) 410-4844

Frank Mercogliano enters his fourth season as the primary media contact for Lobo Football and his eighth year overall at New Mexico. He previously has served as the men's basketball contact and at times has served as the contact for women's soccer, men's soccer, volleyball, baseball, mens and women's tennis and cross country. He also is the contact for UNM's nationally-ranked Ski Team.

Overall, he is entering his 26th year in athletic communications, all as the lead director. He previously had stints at Belmont Abbey (1992-94), Augusta State (1994-98) and Idaho State (1998-2010). He has been married for 22 years to Melissa, and they have three daughters, Jessica, Kristina and Angela.

Colleen J. Maloof Bldg.
1 University of New Mexico
MSC04 2680

Albuquerque, NM 87131-0001

Cell: (505) 410-4844 www.GoLobos.com

Entering its 19th season of competition, the Mountain West and its member-institutions continue to be recognized nationally for innovation, excellence and leadership in intercollegiate athletics.

Innovation

In 2016-17, the Mountain West became the first conference to broadcast a live football game on Twitter (Weber State at Utah State, 8/30/16); the first conference to broadcast a live basketball game on Twitter (Alaska Fairbanks at Boise State, women's basketball, 11/6/16); and, the first conference to broadcast a live bowl game on Facebook and Twitter (Nova® Home Loans Arizona Bowl, Air Force vs. South Alabama, 12/30/16).

Through its partnership with Stadium – a new, multi-platform, all-sports network launching in the summer of 2017 with backing from industry giants such as Disney and Major League Baseball Advanced Media – the Mountain West will continue to break new ground in the delivery of live content, feature packages and video on demand.

Academic Excellence

The league boasted a record number of honorees on the Fall 2016 and Spring 2017 Academic All-Mountain West Teams and the 2016-17 MW Scholar-Athlete Award of 2,356. The previous record of 2,298 was set in 2015-16. San José State's Tim Crawley was a finalist for the 2016 William V. Campbell Trophy, considered to be the academic Heisman award, and was one of 12 student-athletes, across all Divisions, to be named to the National Football Foundation's 2016 National Scholar-Athlete Class. Mountain West student-athletes earned CoSIDA Academic All-America® honors in the sports of football, women's volleyball, women's soccer, women's basketball, baseball, men's tennis, women's swimming & diving, and men's and women's cross country/track & field. The Conference led the nation with 10 honorees in cross country/track & field and ranked fourth overall among FBS conferences with a total of 23.

The NCAA recognized 28 Mountain West teams with NCAA Public Recognition Awards in 2016-17, the most MW teams receiving the honor in a single year. Ten Mountain West institutions were represented on the list of award winners with Fresno State leading the way with five teams. The honor is based on a team's most recent Academic Progress Rate (APR) and a top 10 percent ranking in the sport.

Athletic Excellence

Mountain West football continues to be the leader among the "Group of Five (G5)" conferences in the Football Bowl Subdivision (FBS), as measured by success in the postseason. In 2016, for the fourth consecutive season, seven MW teams advanced to bowl games, highlighted by league champion San Diego State's 34-10 victory over Houston in the 2016 Las Vegas Bowl.

Since 1999, MW teams have earned 84 postseason bowl bids with appearances in the Fiesta Bowl (2005, 2010, 2014), Sugar Bowl (2009) and Rose Bowl (2011). The Mountain West is 2-0 against the American Athletic Conference in bowl games, with decisive victories over Houston (2016 Las Vegas Bowl, 34-10) and Cincinnati (2015 Hawaii Bowl, 42-7). The Mountain West was the first G5 league to place a team in a BCS game (Utah, 2005 Fiesta Bowl) and a New Year's Eve bowl game under the current College Football Playoff format (Boise State, 2014 Fiesta Bowl).

During the 2016-17 men's basketball season, the Mountain West placed six of its 11 members in the Top 100 of the NCAA ratings percentage index (RPI), the most of any G5 conference. Five teams – Nevada, Boise State, Colorado State, Fresno State and Wyoming – advanced to postseason play, with Wyoming claiming the championship of the College Basketball Invitational. Most recently, the MW Board of Directors approved a series of recommendations designed to improve the overall caliber and national competitiveness of men's basketball in the Mountain West.

Women's volleyball saw the benefits of stronger non-conference scheduling strategies with three teams advancing to the 2016 NCAA Tournament (Boise State, Colorado State and UNLV). Two teams advanced as far as the second round (Boise State and UNLV).

Among MW student-athletes who have gone on to play professionally, former Fresno State players Derek Carr (NFL), Paul George (NBA) and Aaron Judge (MLB) were named to their respective All-Star teams in 2017. Fresno State was the only institution in America to have former student-athletes named to all three All-Star teams in 2016-17. Mountain West athletics departments continue to rank among the leaders in the highly respected Learfield Directors Cup standings. In 2016-17, all 11 full members of the Mountain West recorded points in the Learfield Directors Cup – the only G5 conference to achieve this – and New Mexico and Air Force were the top two G5 teams in the rankings. It was the third consecutive year that a MW conference member held the top G5 ranking.

Leadership

Representatives from MW member institutions and the conference office continue to fill key leadership roles across intercollegiate athletics. In fact, the MW is the only conference in America with representatives on all of the following governing boards:

- * NCAA Division I Board of Directors (Colorado State President Tony Frank)
- * NCAA Division I Council (MW Commissioner Craig Thompson, Fresno State Faculty Athletic Representative Dawn Lewis)
- * NCAA Football Oversight Committee (MW Deputy Commissioner Bret Gilliland)
- * NCAA Division I Women's Basketball Oversight Committee (New Mexico Interim Athletic Director Janice Ruggiero)
- * NCAA Division I Men's Basketball Committee (MW Commissioner Craig Thompson)
- * NCAA Division I Women's Basketball Committee (Nevada Senior Associate Athletic Director Rhonda Bennett, 2017-18 committee chair)

The Mountain West was the first FBS conference to include student-athletes in its governance structure (2014). MW student-athletes continue to have a voice and seat at the decision-making table, not only in the league, but on the national level through participation in the NCAA Student-Athlete Advisory Committee (SAAC). Over the history of the league, three MW student-athletes have served as the chair of the NCAA SAAC – Katie Groke (Wyoming), Eugene Daniels (Colorado State) and Kendall Spencer (New Mexico).



The Mountain West



MOUNTAIN WEST SUPERLATIVES 2016-17



FRESNO STATE WAS THE ONLY SCHOOL IN THE COUNTRY WITH AN:



PRO
BOWLER



ALL
STAR



ALL
STAR

- DEREK CARR SIGNED AN NFL RECORD FIVE-YEAR, \$125 MILLION CONTRACT WITH THE RAIDERS
- AARON JUDGE BECAME THE FIRST PLAYER TO WIN BOTH THE MLB AND COLLEGE HOME RUN DERBIES IN A CAREER
- PAUL GEORGE WON A GOLD MEDAL AT THE 2016 OLYMPIC GAMES IN RIO DE JANEIRO

6,405

CAREER RUSHING YDS.
FOR SDSU'S DONNEL
PUMPHREY - A NEW NCAA

RECORD



7

MOUNTAIN WEST
TEAMS WENT TO BOWL
GAMES FOR FOURTH
STRAIGHT SEASON

34-10

TWO-TIME MW CHAMPION
SAN DIEGO STATE SCORED 34
UNANSWERED POINTS TO
DOWN HOUSTON IN THE
2016 LAS VEGAS BOWL

12

NUMBER OF TIMES MW SCHOOLS
HAVE GONE .500 OR BETTER IN
BOWLS IN LAST 18 SEASONS



JOHN
OONA

LED ONLY TO
NCAA CHAMPIONSHIP
QUARTERFINALS

FIRST
TEAM
ALL AMERICAN



FIRST

- FIRST CONFERENCE TO BROADCAST A
LIVE FOOTBALL GAME ON TWITTER
(WEBER STATE AT UTAH STATE, 8/30/16)



NATIONAL CHAMPIONS

INDOOR TRACK & FIELD

SHOT PUT

MOSTAFA HASSAN

INDOOR TRACK & FIELD

MILE RUN

OUTDOOR TRACK & FIELD

1,500M RUN

JOSH KERR

OUTDOOR TRACK & FIELD

3,000M

STEEPLECHASE

ALLIE OSTRANDER



- FIRST TO BROADCAST A LIVE
BASKETBALL GAME ON
TWITTER (ALASKA FAIRBANKS AT
BOISE STATE WBB, 11/6/16)



- FIRST TO BROADCAST A LIVE
BOWL GAME ON FACEBOOK
AND TWITTER (NOVA®
HOME LOANS ARIZONA
BOWL, AIR FORCE VS. SOUTH
ALABAMA, 12/30/16)



THE UNIVERSITY OF NEW MEXICO





LOBO FOOTBALL

2017 SCHEDULE

Date	Opponent	Time
9/2	Abilene Christian	TBA
9/9	!New Mexico State	TBA
9/14	at Boise State (ESPN)	6 p.m.
9/23	at Tulsa	TBA
9/30	*Air Force (CBS Sports Network)	5 p.m.
10/14	*at Fresno State	TBA
10/20	*Colorado State (ESPN2)	8:15 p.m.
10/28	*at Wyoming (ESPN Family)	TBA
11/4	*Utah State	TBA
11/11	at Texas A&M	TBA
11/17	*UNLV (ESPN2)	7:30 p.m.
11/24	*at San Diego State (CBS Sports Network)	1:30 p.m.

*** denotes Mountain West game**

! denotes Rio Grande Rivalry game

Red denotes home game at University Stadium (39,224)

Black denotes away game

Game times are Mountain time and subject to change

