

Table of Contents



SEVEN STRAIGHT BOWL GAME APPEARANCES ► 21 CONFERENCE CHAMPIONSHIPS



San Diego State returns 20 seniors from last year's Mountain West Championship team, including wide receiver Mikah Holder (left), running back/kick returner Rashaad Penny (center) and linebacker Randy Ricks (right).



INTRODUCTION	1
Alphabetical Index	2
Quick Facts	3
Season Outlook	4
Roster	8
Depth Chart	10



COACHING STAFF	11
Rocky Long	12
Jeff Horton	16
Bobby Hauck	17
Danny Gonzales	18
Zach Arnett	19

Hunkie Cooper	20
Ernie Lawson	21
Blane Morgan	22
Mike Schmidt	23
Tony White	24
Kevin McGarry	25
Jashon Sykes	26
Strength & Conditioning	27
Graduate Assistants	28
Support Staff	29



STUDENT-ATHLETES	33
Returning Student-Athlete Bios	34
2018 Newcomers	89

REVIEW	93
Season Review	94
Results and Statistics	95
Mountain West Statistics	100
Game Recaps	102



RECORDS	109
----------------	------------

HISTORY	145
----------------	------------



UNIVERSITY	197
San Diego State University	198
Achievements and Distinctions	199
Prominent Alumni	200
Aztec Culture	201
Sally Roush	202
John David Wicker	203
Athletics Directory	204

Mountain West	205
Qualcomm Stadium	206
Maps and Directions	207
Media Information	208
Radio and Television	210
Media Outlets	212
Opponents	213
Composite Schedule	216



Table of Contents



SEVEN STRAIGHT BOWL GAME APPEARANCES ► 21 CONFERENCE CHAMPIONSHIPS

ALPHABETICAL INDEX

All-Americans, First-Team	156
Assistant Coaches Bios	16
Athletic Director, John David Wicker	203
Athletics Directory	204
Attendance	144
Bowl History	151
Coaching History, All-Time	150
Comebacks, Largest	190
Conference Honors	159
Defense, Year-by-Year	148
Depth Chart, 2017	10
Letterwinners	170
Long, Bio Rocky	12
Longest Plays, All-Time	143
Maps and Directions	207
Media Information	208
Media Outlets	212
Mountain West Statistics, 2016	100
National Honors	157
NFL, Aztecs In The	168
NFL Draft	166
Offense, Year-By-Year	146
Opponent Information	213
Player Bios	33
Prominent Alumni	200
Quick Facts	3
Radio and Television	210
Recaps, 2016 Games	102
Records	109
Results, All-Time	176
Roster, 2017	8
Schedule, 2017	2
Schedule, Composite	216
San Diego State University	198
Season Outlook, 2017	4
Series Records, All-Time	188
Statistics, 2016	95
Support Staff Bios	29
Team Awards	162

2017 SAN DIEGO STATE SCHEDULE

SEPT. 2 - QUALCOMM STADIUM 5:30 p.m. PT		UC DAVIS
SEPT. 9 - TEMPE, Ariz. 8 p.m. PT • Pac-12 Networks		at ARIZONA STATE
SEPT. 16 - QUALCOMM STADIUM 7:30 p.m. PT • CBS Sports Network		STANFORD
SEPT. 23 - COLORADO SPRINGS, Colo. 5 p.m. MT • CBS Sports Network		at AIR FORCE*
SEPT. 30 - QUALCOMM STADIUM 7:30 p.m. PT • CBS Sports Network		NORTHERN ILLINOIS
OCT. 7 - LAS VEGAS, Nev. TBA • ESPN Networks		at UNLV*
OCT. 14 - QUALCOMM STADIUM 7:30 p.m. PT • CBS Sports Network		BOISE STATE*
OCT. 21 - QUALCOMM STADIUM 7:30 p.m. PT • CBS Sports Network		FRESNO STATE*
OCT. 28 - HONOLULU, Hawaii TBA • ESPN Networks		at HAWAI'I*
NOV. 4 - SAN JOSE, Calif. TBA • ESPN Networks		at SAN JOSÉ STATE*
NOV. 18 - QUALCOMM STADIUM 7:30 p.m. PT • CBS Sports Network		NEVADA*
NOV. 24 - QUALCOMM STADIUM 12:30 p.m. PT • CBS Sports Network		NEW MEXICO*

* - Mountain West game

2017 SDSU Football Media Guide

The 2017 San Diego State University Football Media Guide is a publication of the San Diego State University athletic media relations office. The publication was written, edited and designed by assistant athletic director - media relations Jamie McConeghy, with assistance from senior associate athletic director of communications and media relations Mike May, assistant athletic director - media relations Darin Wong, assistant media relations directors Jen Heisel, Dave Kuhn and Jim Solien, and media relations coordinator Lauren Weaver. Other assistance was provided by Eric Harding. Season outlook written by Mick McGrane.

Covers designed by Jim Solien. Printing by Repromagic, San Diego.

Photography

Ernie Anderson, Stan Liu Photography, Derrick Tuskan, Ken Jacques, football clubs of the National Football League, NCAA photos, Joel Zwink, Betsy McCallum, Fox Sports, Associated Press, USA Today, Andrew Galang and Jim Brady.



Quick Facts



SEVEN STRAIGHT BOWL GAME APPEARANCES ► 21 CONFERENCE CHAMPIONSHIPS

UNIVERSITY INFORMATION

Name: San Diego State University
Location: San Diego, Calif.
Founded: 1897
Enrollment: 33,726
Nickname: Aztecs
School Colors: Scarlet (PMS 185) and Black
Stadium (Capacity): Qualcomm Stadium (54,000)
Surface: Natural Grass
Conference: Mountain West
University President: Sally Roush
Director of Athletics: John David Wicker
Alma Mater: Mississippi State '92
Athletics Department Phone: 619-594-3019
Ticket Office Phone: 619-283-SDSU (7378)
School Website: sdsu.edu
Athletics Website: goaztecs.com
Conference Website: themw.com

TEAM INFORMATION

2016 Record: 11-3
Conference/Finish: 6-2/1st West Division
Conference Championship: W, 27-24, at Wyoming
Postseason: W, 34-10, vs. Houston in Las Vegas Bowl
Starters Returning/Lost: 11/12
Offense/Defense/Kickers Returning: 5/6/1
Offensive System: Pro-Style
Defensive System: 3-3-5

COACHES AND STAFF

Head Coach: Rocky Long
Alma Mater: New Mexico '74
Record at School (Years): 54-26/Seventh Year
Career Record (Years): 119-95/17 Years
Football Office: 619-594-6769
Football Fax: 619-594-4775
Best Time to Contact Long: Contact SID Office
Associate Head Coach/Offensive Coordinator/Running Backs: Jeff Horton
Associate Head Coach/Special Teams Coordinator: Bobby Hauck
Defensive Coordinator/Safeties: Danny Gonzales
Linebackers: Zach Arnett
Wide Receivers: Hunkie Cooper
Defensive Line: Ernie Lawson
Quarterbacks: Blane Morgan
Offensive Line: Mike Schmidt
Cornerbacks/Recruiting Coordinator: Tony White
Director of Football Operations: Jashon Sykes
Asst. AD for Strength & Conditioning Coach: Adam Hall
Asst. AD of Sports Medicine/Head Athletic Trainer: Patrick Spieldenner
Director of Athletic Equipment Services: Angie Garza
Football Administration Specialist: Patsy Armstrong
Armstrong Office Phone: 619-594-7197
Assistant for Football Operations: Doug Deakin
Deakin Office Phone: 619-594-7198
Assistant for Football Recruiting: Jake Laudenslayer
Laudenslayer Office Phone: 619-594-6769

IMPORTANT NUMBERS

San Diego State Department of Athletics: 619-594-3019
San Diego State Football Office: 619-594-6769
San Diego State Athletic Media Relations: 619-594-5547
Qualcomm Stadium Press Box: 619-281-0405
Mountain West Office: 719-488-4040

FOOTBALL HISTORY

Seasons of Football: Entering 95th
First Year of Football: 1921
All-Time Record: 538-415-32
Conference Championships: 21
1922, 1923, 1924, 1936, 1937, 1950, 1951, 1962, 1963, 1966,
1967, 1969, 1970, 1972, 1973, 1974, 1986, 1998, 2012, 2015, 2016
Bowl Games: 15 (8-7)
1948, 1951, 1966, 1967, 1969, 1986, 1991, 1998, 2010, 2011, 2012, 2013, 2014, 2015, 2016
Division I Seasons: Entering 50th
Division I Record: 306-252-8
Bowl Games: 11 (5-6)
Last Bowl: Las Vegas Bowl, 2016
Last Bowl Result: San Diego State 34, Houston 10

MEDIA RELATIONS OFFICE

SID Main Office Number: 619-594-5547
SID Fax Number: 619-582-6541
Senior Associate Athletic Director of Communications and Media Relations: Mike May*
Mobile Number: 619-957-8372
E-Mail: mmay@mail.sdsu.edu
Assistant AD/Media Relations: Jamie McConeghy*
Mobile Number: 607-435-5577
E-Mail: jmcconeg@mail.sdsu.edu
Assistant Media Relations Director: Jen Heisel^
Mobile Number: 862-432-5499
E-Mail: jheisel@mail.sdsu.edu
Assistant AD/Media Relations: Darin Wong
Assistant Media Relations Director: Dave Kuhn
Assistant Media Relations Director: Jim Solien
Coordinator of Multimedia Productions: Jason Bott
Media Relations Coordinator: Lauren Weaver
Address: SDSU Department of Athletics
Fowler Athletics Center, Suite 3014
5302 55th Street, San Diego, CA 92182-4309

* - primary football contacts; ^ - secondary contact

RADIO INFORMATION

Flagship Stations: 101.5 KGB, Fox Sports 1360
Play-By-Play Announcer: Ted Leitner
Analyst: TBA
Sideline Reporter: TBA

VIDEO INFORMATION

Video Footage Contact: Jason Bott
Contact Bott: 619-594-2428

2016 SCHEDULE/RESULTS (11-3, 6-2 MW)

Date	Opponent	Result	Score	Broadcast
Sept. 3	New Hampshire	W	31-0	None
Sept. 10	California	W	45-40	CBS Sports Network
Sept. 17	at Northern Illinois	W	42-28	CBS Sports Network
Oct. 1	at South Alabama	L	42-24	ESPNNews
Oct. 8	UNLV*	W	26-7	ESPNU
Oct. 14	at Fresno State*	W	17-3	CBS Sports Network
Oct. 21	San José State*	W	42-3	ESPN2
Oct. 28	at Utah State*	W	40-13	CBS Sports Network
Nov. 5	Hawaii*	W	55-0	CBS Sports Network
Nov. 12	at Nevada*	W	46-16	CBS Sports Network
Nov. 19	at Wyoming*	L	34-33	CBS Sports Network
Nov. 26	Colorado State*	L	63-31	CBS Sports Network
Dec. 3	at Wyoming^	W	27-24	ESPN
Dec. 17	vs. Houston#	W	34-10	ABC

* - Mountain West game

^ - MW Football Championship (War Memorial Stadium - Laramie, Wyo.)

- Las Vegas Bowl (Sam Boyd Stadium - Las Vegas, Nev.)

Season Outlook



SEVEN STRAIGHT BOWL GAME APPEARANCES ► 21 CONFERENCE CHAMPIONSHIPS



ROCKY LONG

■ One City, One Team

It is a team that will enter the 2017 season having muscled its way into the Associated Press Top 25 for the first time in nearly 40 years.

It is a program with its sights set on a third straight outright Mountain West title and fourth overall.

It is a team that has won 21 of its last 24 games and is one of just two Group of 5 programs to earn a bowl berth each of the last seven seasons.

And, with the NFL vacant from San Diego for the first time since 1961, it is also the only major football attraction in a county comprised of more than three million souls.

One City, One Team and a multitude of possibilities.

"It gives us an opportunity that we haven't had in the past. It gives us an opportunity to continue to grow the program and, hopefully, increase the number of fans that we have in town and increase our attendance," said Rocky Long, who enters his seventh season as head coach at SDSU with more wins (54) than the program's three previous head coaches combined. "You are never going to compete against the Power 5 schools unless you have enough resources. And one of the ways you increase your resources is to increase your fan base.

"Since there isn't an NFL team in town now, we want to make those people fans of ours. For those people who don't want to drive three or four hours to see an NFL game, we'd like to see those people become Aztec fans."

Early indications would suggest that the transition of allegiance is well underway. Prior to the July 4th holiday, SDSU had sold more than 2,300 new season tickets, surpassing its 2016 season-ticket total more than 100 days prior to hosting UC Davis in its season opener on Sept. 2.

Simultaneously, the Aztecs are in a position wholly unfamiliar, one of having been a college team in an NFL town for nearly six decades, of having gone from the glory days of Don Coryell to the seemingly endless struggles endured prior to Long's arrival in 2010, when he served as defensive coordinator for then-head coach Brady Hoke. The Aztecs were always there, if only for purposes of the annual SkyShow.

Now, however, lest you're charmed by Los Angeles traffic, the spotlight belongs to SDSU, and its message is one of simplicity: Come one, come all.

"If people are NFL-only fans, you're never going to change their mind," Long said. "At the same time, if they're fans of college football, you're never going to change those peoples' minds, either. What we're shooting for are football fans, fans that like watching all levels of football, from high school to college to the NFL."

For those who became disenchanted, who long ago surrendered when losing seasons eroded the program's core and emptied its fan base of hope, rest assured the renovation has been addressed with a snarl and a sneer. Once known for surrendering its lunch money without the most meager of protests, SDSU has become a program not to be perturbed, losing just six times in its last 28 games while producing consecutive 11-win seasons for the first time in its 94-year history.

When news arrived in January that the Aztecs had finished the season ranked No. 25 in both the AP and Coaches polls, Long, while obviously delighted, was no less determined to resume digging. An accomplishment not witnessed at SDSU in nearly four decades was certainly nothing to sneeze at, but neither was it a ranking void of merit.

Where once SDSU did business with a rabbit's foot in its pocket and the hope that Murphy's Law would spare it if only for a single Saturday, the Aztecs now enforce their own law, one capable of exacting a substantial price. Ask Houston quarterback Greg Ward Jr., he of the 2016 Heisman Watch List, who was sacked no fewer than seven times in last year's Las Vegas Bowl romp.

In completing its second straight double-digit win season, SDSU became the first Mountain West school since Boise State (2011-12) to record consecutive 11-win campaigns. In addition to Boise State, only two other MW schools, former members BYU (2006-07) and TCU (2005-06; 2008-11), posted back-to-back years with at least 11 wins.

Consider: Prior to their first winning season in 12 years in 2010, the Aztecs didn't win 11 games in their previous three seasons combined.

"We've been a competitive program for the last seven years," Long said. "And I think we'll continue to be a competitive program. Being ranked in the Top 25 really builds expectations. Being in the Top 25 at the end of the year proves that if you just hang in there and keep playing and keep trying, maybe good things will happen for you in the end."

Good things like a running back (Donnel Pumphrey) becoming the all-time rushing leader in NCAA history. Good things like a defense that again proved one of the country's best, finishing 11th nationally (no other MW team ranked in the top 30). Good things like producing three NFL draft picks and four others attempting to make NFL rosters.

Good things like the continuity afforded by Long and a coaching staff that will begin the 2017 season intact for the fourth straight year, a marriage virtually unheard of in a game where coaching regimes are forever in a state of flux.

Said associate head coach Jeff Horton, who also serves as offensive coordinator and running backs coach: "Football is hard enough to win, but if you're constantly changing people on your staff, it only makes it that much harder. The more of a routine you can stay in the better you become."

For SDSU, that routine has been underscored by winning. Now comes the task of winning hearts in a city absent of NFL football for the first time in 56 years.

"We had talent last year and we had the right attitude," Long said. "When you have enough talent, winning comes down to players being team guys first. If they are team guys first, you have a chance to win a lot of games. You have to

have guys who consider the team to be more important than themselves. And I think it's really crucial this season because we're so young at some key positions. The players supporting each other is going to be just as important as the coaches making sure they don't lose faith when things don't go exactly right.

"But I think the program is in great shape. I think we have quality young men in the program and I think we have enough talent to continue to win. We have a much younger team than we had last year, but we also have enough talent that as long as we improve our maturity level quickly, with younger guys playing starting roles and learning how to play at this level, I think we could have a pretty good year. It's not going to be a lack of want-to."


Nor will it involve backing down from a challenge, of proving its worthiness as a national player, of convincing a city that it's capable of trading punches with the Power 5. SDSU will play a Pac-12 school in a home-and-home series each of the next 12 years, beginning this season with a visit to Arizona State on Sept. 9 and a home game against Stanford on Sept. 16.

"I think it's something we have to do," Long said. "I don't see why you would go back east to play Penn State when you can play UCLA or Stanford or Arizona State at home. If Pac-12 teams are willing to do that, and schedule home-and-home with you, it gives your fans a chance to see those teams and how you match up against them. You never know with the college landscape changing so much. The way you prepare for that is to play the kinds of teams that play at (the Power 5) level."

A level no longer out of reach at SDSU.

■ The Aztec Offense

How does one replace a running back (Donnel Pumphrey) who concluded his career as the NCAA's all-time leading rusher and two-time Mountain West Offensive Player of the Year? In addition, where does one begin the rebuilding



CHRISTIAN CHAPMAN

Season Outlook

SEVEN STRAIGHT BOWL GAME APPEARANCES ► 21 CONFERENCE CHAMPIONSHIPS



process of an offensive line that lost four starters?

If the season at hand doesn't present Long and his staff with perhaps their biggest challenge to date, it will certainly demand an effort of magnitude.

"We had more really good senior players last year than we have ever had," Long said. "Obviously, they're going to be very difficult to replace, even though we believe that there is enough talent here to compete for a championship. We're concerned about the inexperience factor, but we're not concerned about the talent level. These young guys will eventually be just as good as the players who left. It's just a matter of how soon it happens."

Where senior running back Rashaad Penny is concerned, it could well happen in a flash. The 5-11, 220-pound Penny, who may have played second fiddle to Pumphrey but played it as well as any back in the nation, returns having averaged an eye-popping 7.5 yards per carry in 2016. Along with Pumphrey (2,133), Penny (1,018) enabled the Aztecs to become the first team in NCAA FBS history to produce a 2,000- and a 1,000-yard rusher in the same season. Once again offering a storehouse of running backs that includes sophomore Juwan Washington (8.0 yards per carry in 2016), SDSU finished seventh in the nation in rushing last season with an average of 262.9 yards per game.

Junior quarterback Christian Chapman returns for his second full season, having directed the Aztecs to wins in both the 2015 and '16 Mountain West championship games. Chapman, who is 13-3 as a starter, ranked third in the MW and 24th nationally last season in pass efficiency (149.2).

The Aztecs, who averaged 35.2 points last season (29th nationally), enter the 2017 campaign having established a single-season school record last season by amassing 493 total points. SDSU's scoring average was its highest since averaging 38.9 in 1996, a number not only achieved with an obvious wealth of talent but by safekeeping. The Aztecs turned the ball over only 15 times last season, finishing with a turnover margin (1.0) that ranked No. 4 in the nation.

The early questions will be across the offensive front, where SDSU concluded spring drills with redshirt freshmen Tyler Roemer and Keith Ismael at left tackle and left guard, respectively. Neither has played in a collegiate game.

"I think we have some really good players at the skill positions," Long said. "We have quality at the quarterback position, we have quality at fullback, we have two great tailbacks and our wide receivers are much better than they were at this time last year. The big concern, obviously, is the offensive line, because we're going to be starting some red-shirt freshmen. They are big, strong, talented players, but they haven't played at this level."

QUARTERBACKS

Returning players with starting experience: Christian Chapman*

* - denotes returning starters

Christian Chapman has been the ultimate study in steady.

In 2016, the product of nearby Carlsbad High completed 153 of 251 passes (61.0 percent) for 1,994 yards and 20 touchdowns. In addition, Chapman threw just six interceptions in fashioning a 149.2 pass efficiency rating. Chapman's completion percentage was the third best by an Aztec since 1996 (minimum 180 attempts). He ranked second in the MW in pass touchdown percentage and 11th nationally (8.0), posting a touchdown-to-interception ratio (3.33) that tied for 23rd best in the country.

"He's a veteran player who I expect to have a real good year for us," Long said. "He's been a very consistent player."

In four career postseason appearances, Chapman is 4-



JUWAN WASHINGTON

0, having completed 33-of-52 passes (65.3 percent) for 529 yards and three touchdowns versus one interception (164.1 passer rating). Chapman currently ranks second all-time in SDSU history with a .813 winning percentage.

Sophomore Ryan Agnew, who is currently listed as the backup to Chapman, appeared in seven of the team's 14 games last season. The Aztecs' Offensive Scout Team Player of the Year in 2015, Agnew completed both of his pass attempts for 29 yards while adding 33 yards rushing in 2016.

Chris Laviano, a transfer from Rutgers, was signed to an offer-of-aid in May and is available to play immediately. Laviano played in 25 games in three years at Rutgers, making 18 starts. His best season came as a sophomore in 2015, when he started the final 11 games, completing 187-of-307 attempts for a completion percentage of 60.9, the best by a Rutgers quarterback since 2008. He finished with 16 touchdown passes while throwing for 2,247 yards.

RUNNING BACKS

Returning players with starting experience: Rashaad Penny, Juwan Washington, Nick Bawden*

* - denotes returning starters

It's like dealing with the Hydra from Greek mythology: Every time one of its heads was cut off, it grew two more.

Donnel Pumphrey, the NCAA's all-time rushing leader may be gone, but what's left behind is no less terrifying.

SDSU, which stockpiles running backs like Midas did gold, is about to unleash two more in Rashaad Penny and Juwan Washington. While it follows the team's signature brand of attack — a featured back augmented by a reserve equally efficient — it also has its differences. While Pumphrey's elusiveness last season was supplemented by Penny's power, SDSU will flip that approach in 2017, with the 5-11, 220-pound Penny, who has ridiculous speed for his size, teaming with 5-7, 190-pound sophomore Juwan Washington, who merely averaged 8.0 yards on 55 carries last season.

"I think our offensive coaches have done a great job of evaluating talent at that position," Long said. "We've been doing it the same way for about six years now, where we

have a running back who carries the ball 25-30 times a game and one who carries it 10-20 times a game. We're able to alternate them, which has allowed us to keep them healthy.

"Coach (Jeff) Horton (the team's associate head coach, offensive coordinator and running backs coach) does a great job of developing those guys, but we've also had the luxury of having two complimentary running backs almost every year. That's the way the program has been built."

In 2016, Penny carried 136 times for 1,018 yards (7.5 avg.) and scored 11 rushing touchdowns. He also caught 15 passes for 224 yards and three scores, concluding the season as one of only nine players in the nation to finish with 11 rushing and three receiving touchdowns. Heading into 2017, Penny has scored 20 touchdowns (14 rushing, three receiving and three kickoff returns) over his last 18 games.

Washington, who was one of only five freshmen in the country last season with at least five rushing touchdowns and one receiving touchdown, was also just one of two of those freshmen to return a kickoff for a touchdown as well. His 8.0 yards per carry ranked fifth in the nation among running backs with a minimum of 55 carries.

Bawden, who has been touted by Long as the best fullback in the country, returns for his senior season as the fulcrum of the Aztecs' run game. A quarterback-turned-designated-destroyer, Bawden, according to *Pro Football Focus*, graded out as the best blocking fullback in the nation last year and the sixth-best overall.

WIDE RECEIVERS

Returning players with starting experience: Mikah Holder*, Quest Truxton

* - denotes returning starters

Holder, who appears poised for a breakout season in his final year at SDSU, heads into 2017 with an average of 19.2 yards per catch, the second-best average by an Aztec receiver since 1996.

In 13 starts last season, Holder caught 27 passes for 581 yards (21.5 average) and five touchdowns, leading SDSU in all three categories despite missing the San José State game with an ankle injury. His yards per catch average ranked fifth in the country and third in the MW.

Truxton, who is listed as the starter opposite Holder at the Aztecs' "Z" receiver spot, proved himself one of the team's most prized transfers in 2016. Arriving from Golden Coast College where he was a Region III All-California first-team selection in 2015, Truxton not only caught 11 passes for 156 yards (14.2 average) and three touchdowns, he also shared SDSU's Special Teams Player of the Year award with Rashaad Penny as the Aztecs' punt returner.

Junior Fred Trevillion is listed as the backup to Holder at the "X" receiver spot heading into fall camp, while 6-5, 200-pound redshirt freshman Isiah Macklin is currently penciled in to back up Truxton.

"Mikah Holder and Quest Truxton played really well last year," Long said. "Now that they're seniors, we expect even more, and they may play bigger roles as our offensive line matures. We also have some young guys at that position with a lot of potential, but they need to prove that they can play."

TIGHT ENDS

Returning players with starting experience: David Wells*, Parker Houston, Darryl Richardson

* - denotes returning starters

And you thought the Aztecs were loaded at running back.

If there is a deeper, more talented group of tight ends in

Season Outlook



SEVEN STRAIGHT BOWL GAME APPEARANCES ► 21 CONFERENCE CHAMPIONSHIPS



ANTONIO ROSALES

the West, good luck finding proof. The 6-5, 255-pound Wells, already viewed as possessing NFL talent, earned second-team all-MW honors as a junior last season after catching 25 passes for 294 yards and four touchdowns in 14 starts. Considered one of the best blocking tight ends in the nation, Wells' four touchdown catches tied for 22nd most in the country among tight ends.

The 6-3, 240-pound Houston played in all of the team's final 10 games last season as a true freshman, making four starts. Houston, who also served as the team's snapper for field goals and PATs, contributed five catches for 32 yards and a touchdown in his first season with the Aztecs.

Few players had a better start to the 2016 season than 6-6, 250-pound Kahale Warring, whose first (and only) two receptions of the season culminated in touchdowns. Unfortunately, Warring's season was cut short after just four games because of a foot injury.

Senior Darryl Richardson (6-5, 255) is listed No. 4 on the depth chart at the position, but played in 12 games last season.

"I think (Wells) is the best tight end in the league," Long said. "And we're counting on the guys behind him, Parker Houston, Darryl Richardson and Kahale Warring to be better than they were last year."

OFFENSIVE LINE

Returning players with starting experience: Antonio Rosales*

*** - denotes returning starter**

When seniors Nico Siragusa, Kwayde Miller, Arthur Flores and Daniel Brunskill concluded their careers following last year's Las Vegas Bowl, they took with them a combined 130 career starts. None of the four, including Rosales, who returns at right guard, missed a single game last season.

And so begins the reclamation project, one that currently lists two redshirt freshmen — Tyler Roemer and Keith Ismael — as the starters at left tackle and left guard, respectively.

"It's a talented group, but it's a question of how quickly they gain the experience they need to play at a high level," Long said. "I don't think the physical aspect has anything to

do with it, because they're big enough, they're strong enough and they're athletic enough, but that's one of the positions on a football team where maturity is key. How quickly they get up to speed will determine our success.

"I thought they made progress (during spring drills), but they're not anywhere close to being where we need them."

Let's you think the biggest subtraction from last season's team is the NCAA's all-time rushing leader, here's some news: Donnell Pumphrey didn't rush for 6,405 career yards without an offensive line. An offensive line whose five starters included four seniors. An offensive line that produced the seventh-best rushing attack in the nation. An offensive line that largely had been together for five years.

In addition to Roemer and Ismael on the left side, and Rosales at right guard, sophomore Nick Gerhard is expected to start at center and junior Ryan Pope at right tackle.

■ The Aztec Defense

When last seen, SDSU's defense was flying around Sam Boyd Stadium in Las Vegas as though sprung from a cage, its bewildering, dastardly 3-3-5 alignment, Long's version of the Gordian Knot, producing seven sacks and four interceptions of Houston quarterback Greg Ward Jr.

Said Houston tight end Tyler McCloskey: "They beat the crap out of us."

Welcome to the club.

The Aztecs, the nation's 11th-best defense in 2016, again finished in the top five (4th) in the country in turnover margin (1.00). No team in the nation intercepted more passes (26) than SDSU, which also tied for fifth in the country in turnovers gained (29). The Aztecs were sixth nationally in rush defense (105.7 yards per game), ranked 17th in scoring defense (20.2) and 18th in pass efficiency defense (115.47).

In March, Long announced he was ceding his dual position of defensive coordinator to safeties coach Danny Gonzales, who is more than a bit familiar with Long's diabolical ways. Not only did Gonzales play for Long as a safety at New Mexico (1994-98), he has never had another boss. Gonzales begins his seventh season at SDSU after spending eight seasons as a graduate assistant and special teams/safeties coach under Long during the latter's 11-year tenure as head coach of the Lobos.

"The things he does on game day, I'm telling you, it's like magic," Gonzales said. "He sees things that people don't see. He makes adjustments before the game just looking at the players on the other sideline. Learning from that has just been awesome."

Consider: Houston, which was averaging 38 points per game, was blitzed 34-10, managing just 254 total yards after averaging 459.17 during the regular season. The Cougars rushed for 25 yards.

While the Aztecs face a sizable task in replacing the likes of cornerback Damontae Kazee, the league's two-time defensive player of the year, as well as a pair of first-team all-MW selections in linebacker Calvin Munson and defensive end Alex Barrett, they also return six starters in defensive end Noble Hall; linebackers Ryan Dunn and Ronley Lakalaka; cornerback Ron Smith; Aztec Parker Baldwin; and Warrior Trey Lomax.

"I think our defensive line is strong and I think our linebacking crew is strong, but we do have concerns about our safety position," Long said. "It's a position that's like our offensive line. There are some very talented young guys back there who just haven't played very much. How quickly they get up to speed will determine how well we play on defense. We're happy with what our front six looks like, because we

have enough depth and experience that we should be OK. And we have two very good corners."

DEFENSIVE LINE

Returning players with starting experience: Noble Hall*

*** - denotes returning starter**

The loss of Alex Barrett and Kyle Kelley at the team's defensive end spots would appear to pose a significant problem, though Long does not seem overly concerned. The two combined for 20.5 tackles for loss for 108 yards last season, with Kelley's 6.0 sacks ranking second only to Barrett's 7.5.

The Aztecs' first move at offsetting the losses of Barrett and Kelley was to move former nose tackle Noble Hall, a junior, to defensive end opposite senior Dakota Turner. The 6-3, 265-pound Hall finished with 26 total tackles last year (three sacks), while Turner amassed 40 total tackles and posted two sacks in 11 games on defense.

"We have a lot of confidence in the guys who backed up Noble last year at nose tackle," Long said. "Noble is a very talented young guy, so we moved him outside to give our defensive line more maturity."

Sergio Phillips, a 6-2, 285-pound senior who played in all 14 games last season, heads into fall camp as the projected starter at nose tackle. Senior Jondarius Gardner is listed as the backup to Phillips, while junior Chibu Onyeukwu and sophomore Myles Cheatum are currently listed as the No. 2 defensive ends behind Hall and Turner, respectively.

LINEBACKERS

Returning players with starting experience: Ryan Dunn*, Jay Henderson, Ronley Lakalaka*, Randy Ricks

*** - denotes returning starter**

In three years as a starter, Calvin Munson collected 297 total tackles, seventh most in SDSU history.

With the two-time all-league linebacker now attempting to find a roster spot with the New York Giants, the Aztecs' middle linebacker spot belongs to Jay Henderson, who returned to linebacker late last season after moving to defensive end in the spring of 2016.



JAY HENDERSON

Season Outlook



SEVEN STRAIGHT BOWL GAME APPEARANCES ► 21 CONFERENCE CHAMPIONSHIPS

Henderson played in 11 of the team's 14 games last season while making three starts. He was particularly productive down the stretch, starting three of SDSU's final four games, a period in which he posted 14 of his 15 tackles.

Lakalaka, who started 13 of 14 games last season and has arguably become the face of the defense, finished with 73 total tackles in 2016, ranking second only to Munson (116). He also had two of the team's nation-leading 26 interceptions, returning one for a touchdown in SDSU's 45-40 win over California.

The 6-3, 225-pound Dunn, who is listed as the starter opposite Lakalaka at the other outside linebacker spot, made six starts in the team's first 10 games before being slowed by injury. The transfer from Arizona returned to play at Wyoming in the MW title game and in the Las Vegas Bowl, finishing the season with 24 tackles (12 solo).

There is also talent in reserve. Senior Randy Ricks, who is currently No. 2 at middle linebacker behind Henderson, started two games in 2015 and the first four contests last season before missing the rest of the season with a foot injury.

Senior Tyler Morris, who missed the entire season last year after suffering a second torn ACL, is listed as the backup to Dunn, while promising sophomore Kyahva Tezino, who came to SDSU after spurning no fewer than eight Pac-12 schools, is penciled in as the backup to Lakalaka.



RON SMITH

SECONDARY

Returning players with starting experience: Ron Smith*, Parker Baldwin*, Trey Lomax*, Kameron Kelly
* - denotes returning starter

In 2016, there may not have been a better secondary in the West, with Damontae Kazee, Malik Smith, Na'im McGee and Trey Lomax having a combined 10 years of starting experience.

This season, with Kazee becoming a fifth-round draft pick of the Atlanta Falcons, Smith attempting to secure a roster spot with the Houston Texans and McGee having exhausted his eligibility, Kameron Kelly will attempt to forge a similar connection with Smith, Baldwin and Lomax.

Kelly will, however, be doing so from a new position, having been moved to cornerback after manning one of the team's Warrior (safety) spots the past three years.

"We needed to find two starting corners and Kameron was our best cover safety," Long said. "Ron Smith (listed as the team's other starting corner) got called into action in the second half of the season last year because of an injury and played well. We think we now have two good corners, but what we don't have yet are any proven backup corners."

While Kazee was clearly the leader of the pack last season, earning his second straight MW Defensive Player-of-the-Year honor after intercepting seven passes, Kelly wasn't far behind. The 6-2, 200-pound senior had five interceptions of his own, including two vs. Houston in the Las Vegas Bowl.

As a redshirt freshman last season, Smith, the team's only player with starting experience at corner, was nothing short of outstanding. His two interception returns for touchdowns established an SDSU single-season record and ranked as third most in the nation. Despite starting just six games, he finished sixth on the team with 57 total tackles and intercepted three passes, one of which he returned for a 54-yard TD in the Aztecs' rout of Houston in the Las Vegas Bowl.

Baldwin is coming off a sophomore season in which he finished third on the team with 66 total tackles. Listed as the starter at the team's "Aztec" position heading into fall camp, Baldwin, despite starting just nine games, intercepted two passes while adding three tackles for loss, a forced fumble, fumble recovery and seven pass breakups.

The team's two Warrior spots currently belong to Lomax, who has been mostly a starter since his redshirt freshman season, and Trenton Thompson, an athletic 6-2, 185-pound sophomore who contributed eight tackles and a pass breakup last season while playing in eight games as a true freshman.

Lomax returns for his senior season having started 13 games last year, missing only one start when SDSU opted to employ four linebackers in the MW title game against Wyoming. He concluded the season with 33 tackles and had one of the secondary's 24 interceptions. Lomax enters the 2016 season with 26 career starts.

Sophomore Jeff Clay, who appeared in 14 games last season and left his mark with nine special teams tackles, is listed as the backup to Kelly. Meanwhile, sophomore Kyree Woods, who played in seven games in 2016 as a true freshman, will enter fall camp as the backup to Smith.

■ The Aztec Special Teams

Returning players with starting experience: Rashaad Penny*, Quest Truxton*, John Baron II*, Parker Houston*, Ryan Simmons*, Turner Bernard

* - denotes returning starter

With Rashaad Penny inheriting the workload previously handled by Donnel Pumphrey as the team's starting tailback, Penny's talents as one of the most dangerous kick returners in the nation are less likely to be on display.

"He's already going to be asked to carry the ball 25-30 times a game, so he won't be our primary kick returner," Long said. "But there may be a time or two where we let him return kickoffs in a critical situation."

Penny, the Mountain West's two-time Special Teams Player of the Year, ranks first among active kick returners in the FBS with five returns for touchdowns, most in SDSU history, and second with a return average of 30.1 yards (min. 24 attempts), with three of his five going for 100 yards.

Yet Penny is not the only player on the roster with the ability to change a game on a single play.

Sophomore Juwan Washington, possessing similar home-



RASHAAD PENNY

run speed, put it on display at Wyoming last season when he returned a kickoff 92 yards for a touchdown. Washington, who averaged 8.0 yards per carry as a running back, averaged 29.3 yards on kickoff returns, a number that would have ranked second only to Penny in the MW and seventh in the nation had Washington had enough attempts to qualify.

Truxton, who was seemingly Mr. Everything for the Aztecs a year ago, led the Mountain West with a punt return average of 9.03. His punt return average was the second best by an Aztec since 1996 (minimum 20 returns), while his 271 punt return yards were third most by an SDSU player in 20 years.

While the Aztecs were exceptional in a number of areas last season, they were no less so in the kicking game, where John Baron II became the program's first kicker to become a semifinalist for the Lou Groza Award (presented annually to the nation's top placekicker) in 13 years.

Baron enters 2017 on the heels of a sophomore season in which he made 19 straight field goals from inside 50 yards. An all-MW first-team selection and just the third kicker selected to the team in SDSU history, Baron was nearly perfect last year, finishing 21-of-23 on field goal attempts. He ranked 10th nationally in field goal percentage (.913) and 20th in points per game (8.50) among kickers, setting SDSU records with his 21 field goals and .913 field goal percentage.

The graduation of Tanner Blain left the Aztecs without a punter, though Baron also is capable in that department, having averaged more than 40 yards per punt as a standout at Chaparral High in nearby Temecula.

Sophomore Ryan Simmons, who arrived at SDSU in 2015 ranked as the No. 2 long snapper in California, started nine games in place of injured starter Tyler Bernard and is listed as the starting long snapper heading into fall camp. Bernard, a redshirt freshman, did not take part in spring drills after tearing the ACL in his left knee in the fourth game of the season last year, but is expected to be healthy by the start of fall training camp.

Sophomore tight end Parker Houston doubled as the team's short snapper when Bernard was injured last season and is currently listed as the starter at the position.

Roster



SEVEN STRAIGHT BOWL GAME APPEARANCES ► 21 CONFERENCE CHAMPIONSHIPS

ROSTER ◀ 2017 SEASON

AZTEC FOOTBALL MEDIA GUIDE

Alphabetical

No.	Name	Pos.
72	Achayo, Derrick	OL
9	Agnew, Ryan	QB
31 •	Aleki, Andrew	LB
81	Andrews, Collin	WR
70	Bagayoko, Ladi	OL
33	Baldwin, Parker	S
29 •	Baron II, John	K/P
15	Bawden, Nick	FB
21	Bell, Chance	RB
50	Bernard, Turner	LS
75	Bessent, Desmond	OL
30	Binkley, Garrett	CB
96	Boudreau, Neil	QB
49	Bringuel, Josh	LB
59	Brown, Mark	DL
48	Cabrera, Israel	S
37 •	Cabrera, Liam	WR
31 •	Carroll, John	FB
42	Cassidy, Troy	LB
86	Chaney, Jerry	S
10 •	Chapman, Christian	QB
68	Cheatum, Myles	DL
10 •	Clay, Jeff	S
91	Coleman, Shane	TE
36 •	Dedeaux, Ethan	WR
79	Dixon, Daishawn	OL
57 •	Dunn, Ryan	LB
47 •	Ellis, Marc	WR
95 •	Erickson, Garrett	K
80	Fitzpatrick, Brandon	WR
94	Gardner, Jon'Darius	DL
62	Gerhard, Nick	OL
56	Gudino, Dominic	OL
23	Hall, Darren	DB
95 •	Hall, Noble	DL
99	Hanlon, Forrest	DL
53 •	Harper, Temerick	LB
32	Hawkins, Tayler	CB
46	Henderson, Jay	DL
47 •	Himphill, Kaelin	LB
6	Holder, Mikah	WR
82	Houston, Parker	TE
66	Irwin, Shane	TE
60	Ismael, Keith	OL
22	Jasmin, Chase	RB
37 •	Johnson Jr., Dwayne	S
7	Kelly, Kameron	CB
39	Lakalaka, Ronley	LB
43	Lakalaka, Seyddrick	LB
4	Laviano, Chris	QB
34	Lessard, Isaac	FB
3	Lomax, Trey	S
45	Luke, Anthony	DL
92	Macklin, Isiah	WR
64	Martinez, Chris	OL
38 •	Mathis, Dru	LB
54	McDonald, Caden	LB
58	Mitchell, Connor	DL
61	Moore, Damon	DL
52	Morris, Tyler	LB

Numerical

No.	Name	Pos.	Ht.	Wt.	Yr.	Exp.	Hometown (High School/College)
2	Cam Roane	QB	6-2	200	Fr.	HS	Colleyville, Texas (Heritage High)
3	Trey Lomax	S	5-11	195	Sr.	3L	San Diego, Calif. (Mira Mesa High)
4	Chris Laviano	QB	6-2	220	Sr.	TR	Glen Head, N.Y. (Holy Trinity High/Rutgers Univ.)
5	Mark Salazar	QB	6-3	190	Fr.	HS	San Diego, Calif. (Rancho Bernardo High)
6	Mikah Holder	WR	6-0	185	Sr.	3L	Oceanside, Calif. (Oceanside High)
7	Kameron Kelly	CB	6-2	200	Sr.	3L	Murphy, Texas (Wylie High)
8	Quest Truxton	WR	6-0	185	Sr.	1L	Newport Harbor, Calif. (Newport Beach High/Golden West College)
9	Ryan Agnew	QB	6-0	190	So.	1L	Southlake, Texas (Carroll High)
10	Christian Chapman	QB	6-0	200	Jr.	2L	Carlsbad, Calif. (Carlsbad High)
10	Jeff Clay	S	6-0	195	So.	1L	Lancaster, Calif. (Antelope Valley High)
11	Will Stricklin II	S	6-0	200	Fr.	RS	San Marcos, Calif. (Mission Hills High)
13	Isaiah Richardson	WR	6-1	180	Fr.	HS	Palmdale, Calif. (Chaminade College Prep)
14	Tariq Thompson	DB	6-0	190	Fr.	HS	San Diego, Calif. (St. Augustine High)
15	Nick Bawden	FB	6-3	245	Sr.	2L	Los Gatos, Calif. (Los Gatos High)
16	Dwayne Parchment	S	5-11	195	So.	1L	Fontana, Calif. (Kaiser High)
17	Ron Smith	CB	6-0	170	So.	1L	Oakland, Calif. (St. Mary's High)
18	Trenton Thompson	S	6-2	190	So.	1L	Palm Springs, Calif. (Palm Springs High)
19	Tayari Venable	DB	6-1	180	Fr.	HS	Moreno Valley, Calif. (Rancho Cucamonga High)
20	Rashaad Penny	RB	5-11	220	Sr.	3L	Norwalk, Calif. (Norwalk High)
21	Chance Bell	RB	5-10	185	Fr.	HS	Burbank, Calif. (John Burroughs High)
22	Chase Jasmin	RB	5-11	195	Fr.	RS	Agoura Hills, Calif. (Westlake High)
23	Darren Hall	DB	6-0	170	Fr.	HS	Pasadena, Calif. (Rancho Cucamonga High)
24	Tyler Wormhoudt	RB	6-1	205	Sr.	SQ	Mammoth Lakes, Calif. (Mammoth Lakes High)
26	Kaegun Williams	RB	5-9	190	Fr.	HS	Cedar Hill, Texas (Cedar Hill High)
27	Kyree Woods	CB	6-0	185	So.	1L	Mesa, Ariz. (Chandler High)
29	John Baron II	K/P	5-11	190	Jr.	1L	Temecula, Calif. (Chaparral High)
29	Juwan Washington	RB	5-7	190	So.	1L	Kennedale, Texas (Kennedale High)
30	Garrett Binkley	CB	5-9	170	So.	SQ	Ramona, Calif. (Ramona High)
31	Andrew Aleki	LB	6-3	220	Fr.	HS	Honolulu, Hawaii (Kamehameha High)
31	John Carroll	FB	6-2	235	So.	SQ	Santa Clarita, Calif. (St. Francis High)
32	Tayler Hawkins	CB	6-1	200	Fr.	RS	Palm Springs, Calif. (Palm Springs High)
33	Parker Baldwin	S	6-2	215	Jr.	2L	Siloam Springs, Ark. (Siloam Springs High)
34	Isaac Lessard	FB	6-3	240	So.	1L	Sacramento, Calif. (Jesuit High)
35	Grady Vazquez	FB	6-1	235	Fr.	RS	Ramona, Calif. (Ramona High)
36	Ethan Dedeaux	WR	5-9	190	Fr.	HS	Las Vegas, Nev. (Liberty High)
36	Keoni Stallworth	S	6-1	195	Fr.	RS	Elk Grove, Calif. (Cosumnes Oaks High)
37	Liam Cabrera	WR	5-10	190	So.	SQ	Canyon Country, Calif. (Canyon High)
37	Dwayne Johnson Jr.	S	6-2	205	Fr.	RS	Murrieta, Calif. (Vista Murrieta High)
38	Dru Mathis	LB	6-3	235	Fr.	RS	Ventura, Calif. (Buena High)
38	Alex Valenzuela	FB	6-0	250	Sr.	SQ	Chula Vista, Calif. (Otay Ranch High)
39	Ronley Lakalaka	LB	6-0	225	Jr.	2L	Kalihi, Hawaii (Punahou High)
40	Randy Ricks	LB	6-5	235	Sr.	RS	Las Vegas, Nev. (Legacy High/Arizona CC)
41	Dakota Turner	FB	6-3	250	Sr.	3L	Mililani, Hawaii (Mililani High)
42	Troy Cassidy	LB	6-3	215	So.	1L	Carlsbad, Calif. (Carlsbad High)
43	Seyddrick Lakalaka	LB	6-1	220	Fr.	HS	Kalihi, Hawaii (Punahou High)
44	Kyahva Tezino	LB	6-0	230	So.	1L	Los Angeles, Calif. (Salesian High)
44	Chad Woolsey	RB	6-1	205	Jr.	SQ	Vista, Calif. (Rancho Buena Vista High/Santa Barbara City College)
45	Anthony Luke	DL	6-4	260	Jr.	TR	Roseville, Calif. (Woodcreek High/American River College)
46	Jay Henderson	DL	6-2	230	Sr.	3L	Phelan, Calif. (Serrano High)
47	Marc Ellis	WR	6-0	190	Jr.	SQ	Granite Bay, Calif. (Granite Bay High/American River College)
47	Kaelin Himphill	LB	6-2	225	Fr.	RS	Hillsboro, Ore. (Liberty High)
48	Israel Cabrera	S	5-10	180	So.	1L	Canyon Country, Calif. (Canyon High)
49	Josh Bringuel	LB	6-4	220	Fr.	RS	San Jose, Calif. (Bellarmine Prep)
50	Turner Bernard	LS	6-1	210	Fr.	RS	Glendale, Ariz. (Mountain Ridge High)
51	Zachary Oblea	OL	6-2	300	Fr.	RS	San Juan Capistrano, Calif. (San Juan Hills High)
52	Tyler Morris	LB	6-3	225	Sr.	1L	Henderson, Nev. (Foothill High)
53	Douglas Tucker II	OL	6-5	300	Fr.	RS	Dallas, Texas (Parish Episcopal High)
53	Temerick Harper	LB	6-1	225	Sr.	SQ	Fontana, Calif. (Carter High/San Bernardino Valley College)
54	Caden McDonald	LB	6-3	210	Fr.	HS	Haslet, Texas (Northwest High)
55	Chibu Onyeukwu	DL	6-4	255	Jr.	RS	Pittsburg, Calif. (Deer Valley High/Contra Costa College)

Numerical

No.	Name	Pos.	Ht.	Wt.	Yr.	Exp.	Hometown (High School/College)
56	Dominic Gudino	OL	6-3	300	Fr.	HS	Chula Vista, Calif. (Olympian High)
57	Ryan Dunn	LB	6-3	225	Sr.	2L	Alamo, Calif. (San Ramon Valley High/Univ. of Arizona)
57	Dominic O'Brien	OL	6-4	300	So.	SQ	San Pedro, Calif. (San Pedro High/Southern Utah)
58	Connor Mitchell	DL	6-5	250	Fr.	HS	Island Lakes, Ill. (Wauconda High)
59	Mark Brown	DL	6-3	230	Fr.	HS	Fort Worth, Texas (Arlington Heights High)
60	Keith Ismael	OL	6-3	310	Fr.	RS	Daly City, Calif. (Sacred Heart Cathedral Prep)
61	Damon Moore	DL	6-4	260	Jr.	SQ	Novato, Calif. (San Marin High)
62	Nick Gerhard	OL	6-5	300	So.	1L	Arlington, Texas (Mansfield Timberview High)
63	Kyle Spalding	OL	6-6	300	Fr.	RS	McKinleyville, Calif. (McKinleyville High)
64	Chris Martinez	OL	6-4	280	Fr.	HS	Turlock, Calif. (Pitman High)
65	Sergio Phillips	DL	6-2	285	Sr.	3L	DeSoto, Texas (DeSoto High)
66	Shane Irwin	DL	6-4	250	Fr.	HS	Palos Verdes Estates, Calif. (Palos Verdes High)
67	Antonio Rosales	OL	6-4	305	Sr.	2L	Tucson, Ariz. (Tucson Magnet High)
68	Myles Cheatum	DL	6-2	255	So.	SQ	Cedar Park, Texas (Cedar Park High)
69	Ryan Simmons	LS	6-1	215	So.	1L	Dana Point, Calif. (Dana Hills High)
70	Ladji Bagayoko	OL	6-4	305	Fr.	HS	Saint-Laurent, Quebec, Canada (Bishop Alemany High)
72	Derrick Achayo	OL	6-4	300	Jr.	RS	Roseville, Calif. (Oakmont High/Sierra College)
74	Tyler Roemer	OL	6-7	305	Fr.	RS	Fernley, Nev. (Fernley High)
75	Desmond Bessent	OL	6-7	325	Fr.	HS	Tampa, Fla. (Sickles High)
76	Zachary Thomas	OL	6-5	285	Fr.	RS	Carlsbad, Calif. (Carlsbad High)
77	Ryan Pope	OL	6-7	315	Jr.	1L	Long Beach, Calif. (Lakewood High/Long Beach City College)
78	Joe Salcedo	OL	6-7	300	Jr.	1L	Santa Barbara, Calif. (Bishop Diego High)
79	Daishawn Dixon	OL	6-5	320	So.	1L	San Antonio, Texas (William Howard Taft High)
80	Brandon Fitzpatrick	WR	6-3	190	Sr.	SQ	Ramona, Calif. (Ramona High)
81	Collin Andrews	WR	6-3	185	Fr.	RS	Chula Vista, Calif. (Olympian High)
82	Parker Houston	TE	6-3	240	So.	1L	Sparks, Nev. (Edward C. Reed High)
84	Darryl Richardson	TE	6-5	255	Sr.	1L	Seffner, Fla. (Armwood High)
86	Jerry Chaney	S	6-0	185	So.	SQ	Rancho Cucamonga, Calif. (Rancho Cucamonga High)
87	Kahale Warring	TE	6-6	250	So.	SQ	Sonora, Calif. (Sonora High)
88	David Wells	TE	6-5	255	Sr.	3L	Clovis, Calif. (Clovis North High)
89	Fred Trevillion	WR	6-2	200	Jr.	TR	Brookhaven, Miss. (Brookhaven High/Southwest Mississippi CC)
91	Shane Coleman	TE	6-5	215	Fr.	HS	Las Flores, Calif. (Tesoro High)
92	Isiah Macklin	WR	6-5	200	Fr.	RS	Las Vegas, Nev. (Green Valley High)
93	Tim Wilson Jr.	WR	6-4	205	Fr.	RS	Plano, Texas (Plano East High)
94	Jon'Darius Gardner	DL	6-4	295	Sr.	SQ	Pensacola, Fla. (Pine Forest High/Mesa Community College)
95	Garrett Erickson	K	6-0	185	So.	SQ	Camarillo, Calif. (Camarillo High)
95	Noble Hall	DL	6-3	265	Jr.	2L	Las Vegas, Nev. (Valley High)
96	Neil Boudreau	QB	6-3	200	Fr.	RS	Irvine, Calif. (University High)
97	Kyre Richardson	WR	6-3	180	Fr.	HS	Norman, Okla. (Tulsa Union High)
98	Reggie Murphy	LB	6-5	250	So.	SQ	Menifee, Calif. (Heritage High)
99	Forrest Hanlon	DL	6-2	260	Fr.	RS	Lemon Grove, Calif. (Helix High)

Alphabetical

No.	Name	Pos.
98	Murphy, Reggie	LB
57 •	O'Brien, Dominic	OL
51	Oblea, Zachary	OL
55	Onyeukwu, Chibu	DL
16	Parchment, Dwayne	S
20	Penny, Rashaad	RB
65	Phillips, Sergio	DL
77	Pope, Ryan	OL
84	Richardson, Darryl	TE
13	Richardson, Isaiah	WR
97	Richardson, Kyre	WR
40	Ricks, Randy	LB
2	Roane, Cam	QB
74	Roemer, Tyler	OL
67	Rosales, Antonio	OL
5	Salazar, Mark	QB
78	Salcedo, Joe	OL
69	Simmons, Ryan	LS
17	Smith, Ron	CB
63	Spalding, Kyle	OL
36 •	Stallworth, Keoni	S
11	Stricklin II, Will	S
44 •	Tezino, Kyahva	LB
76	Thomas, Zachary	OL
14	Thompson, Tariq	DB
18	Thompson, Trenton	S
89	Trevillion, Fred	WR
8	Truxton, Quest	WR
53 •	Tucker II, Douglas	OL
41	Turner, Dakota	DL
38 •	Valenzuela, Alex	FB
35	Vazquez, Grady	FB
19	Venable, Tayari	DB
87	Warring, Kahale	TE
29 •	Washington, Juwan	RB
88	Wells, David	TE
26	Williams, Kaegun	RB
93	Wilson Jr., Tim	WR
27	Woods, Kyree	CB
44 •	Woolsey, Chad	RB
24	Wormhoudt, Tyler	RB
• - Duplicate Number		

COACHING STAFF

Rocky Long (New Mexico '74) Head Coach, 7th season as head coach at SDSU/9th overall; **Jeff Horton** (Nevada '81) Associate Head Coach/Offensive Coordinator/Running Backs, 3rd season as offensive coordinator/7th overall; **Bobby Hauck** (Montana '87) Associate Head Coach/Special Teams Coordinator, 3rd season; **Danny Gonzales** (New Mexico '98) Defensive Coordinator/Safeties, 1st season as defensive coordinator/7th overall; **Zach Arnett** (New Mexico '09) Linebackers, 4th season/7th overall; **Hunkie Cooper** (UNLV '91) Wide Receivers, 3rd season; **Ernie Lawson** (San Diego State '10) Defensive Line, 2nd season; **Blane Morgan** (Air Force '99) Quarterbacks, 3rd season; **Mike Schmidt** (San Diego State '09) Offensive Line, 6th season/8th overall; **Tony White** (UCLA '02) Cornerbacks/Recruiting Coordinator, 9th season; **Kevin McGarry** (USD '79) Director of Player Personnel, 4th season/7th overall; **Adam Hall** (San Diego State '05) Assistant Athletic Director for Strength & Conditioning, 6th season; **Jashon Sykes** (Colorado '02) Assistant Athletic Director - Football Operations, 5th season; Jackson Eskierka (San Diego State '17), Graduate Assistant, 1st season; **Adam Roberts** (San Diego State '15), Graduate Assistant, 1st season; **Zach Shapiro** (San Diego State '10), Graduate Assistant, 3rd season; **Demetrius Sumler** (Colorado '11), Graduate Assistant, 2nd season; **Derrick Baker** (San Diego State '14), Assistant Strength & Conditioning, 2nd season

PRONUNCIATION GUIDE

No. 4 Chris Laviano	LAW-vee-on-oh
No. 14 Tariq Thompson	TAH-reek
No. 19 Tayari Venable	TAY-ARE-ee VEN-ah-bull
No. 24 Tyler Wormhoudt	WARM-howdt
No. 34 Issac Lessard	less-ARD
No. 36 Ethan Dedeau	duh-DOH
No. 36 Keoni Stallworth	key-OH-knee
No. 39 Ronley Lakalaka	ron-LEE LOCK-AH-LOCK-AH
No. 43 Seydrick Lakalaka	SAID-rick LOCK-AH-LOCK-AH

No. 44 Kyahva Tezino	Key-AH-va Tah-ZEENO
No. 49 Josh Bringuel	bring-GALE
No. 51 Zachary Oblea	OH-blav-ah
No. 55 Chibu Onyeukwu	CHEE-boo On-YOU-koo
No. 56 Dominic Gudino	GOO-deeno
No. 60 Keith Ismael	Ish-MALE
No. 62 Nick Gerhard	GAIR-hard
No. 70 Ladji Bagayoko	LAWD-jee BAH-gah-yo-ko
No. 72 Derrick Achayo	Ah-CHY-oh

No. 75 Desmond Bessent	BESS-ent
No. 78 Joe Salcedo	sal-SEE-do
No. 87 Kahale Warring	Kah-HALL-ay WHERE-ing
No. 94 Jondarius Gardner	JOHN-dare-ee-iss
No. 96 Neil Boudreau	BOO-droh
No. 97 Kyre Richardson	KY-ree

Bobby Hauck	HOWK
Jashon Sykes	JAY-shawn

Depth Chart

SEVEN STRAIGHT BOWL GAME APPEARANCES ► 21 CONFERENCE CHAMPIONSHIPS



OFFENSE

LEFT TACKLE (LT)

- 74 Tyler Roemer, 6-7, 305, Fr.-RS
- 72 Derrick Achayo, 6-4, 300, Jr.-RS
- 63 Kyle Spaulding, 6-6, 300, Fr.-RS (1st YR on OL)

LEFT GUARD (LG)

- 60 Keith Ismael, 6-3, 310, Fr.-RS
- 70 Ladij Bagayoko, 6-4, 305, Fr.-HS
- 57 Dominic O'Brien, 6-4, 300, So.-SQ

CENTER (C)

- 62 Nick Gerhard, 6-5, 300, So.*
- 76 Zachary Thomas, 6-5, 285, Fr.-RS

RIGHT GUARD (RG)

- 67** Antonio Rosales, 6-4, 305, Sr.**
- 79 Daishawn Dixon, 6-5, 320, So.*

RIGHT TACKLE (RT)

- 77 Ryan Pope, 6-7, 315, Jr.*
- 53 Douglas Tucker II, 6-5, 300, Fr.-RS
- 78 Joe Salcedo, 6-7, 300, Jr.*
- 51 Zachary Oblea, 6-2, 300, Fr.-RS

WIDE RECEIVER (X)

- 6** Mikah Holder, 6-0, 185, Sr.***
- 89 Fred Trevillion, 6-2, 200, Jr.*
- 93 Tim Wilson Jr., 6-4, 205, Fr.-RS
- 81 Collin Andrews, 6-3, 185, Fr.-RS

RUNNING BACK (TB)

- 20 Rashaad Penny, 5-11, 220, Sr.***
- 29 Juwan Washington, 5-7, 190, So.*
- 44 Chad Woolsey, 6-1, 205, Jr.-SQ
- 24 Tyler Wormhoudt, 6-1, 205, Sr.-SQ
- 22 Chase Jasmin, 5-11, 195, Fr.-RS

QUARTERBACK (QB)

- 10** Christian Chapman, 6-0, 200, Jr.**
- 9 Ryan Agnew, 6-0, 190, So.*
- 4 Chris Laviano, 6-2, 220, Sr.-TR
- 96 Neil Boudreau, 6-3, 200, Fr.-RS

FULLBACK (FB)

- 15** Nick Bawden, 6-3, 245, Sr.**
- 34 Isaac Lessard, 6-3, 240, So.*
- 31 John Carroll, 6-2, 235, So.-SQ (1st YR on off.)
- 38 Alex Valenzuela, 6-0, 250, Sr.-SQ
- 35 Grady Vazquez, 6-1, 225, Fr.-RS

TIGHT END (TE)

- 88** David Wells, 6-5, 255, Sr.***
- 82 Parker Houston, 6-3, 240, So.*
- 87 Kahale Warring, 6-6, 250, So.-SQ
- 84 Darryl Richardson, 6-5, 255, Sr.*

WIDE RECEIVER (Z)

- 8 Quest Truxton, 6-0, 185, Sr.*
- 92 Isiah Macklin, 6-5, 200, Fr.-RS
- 37 Liam Cabrera, 5-10, 190, So.-SQ
- 47 Marc Ellis, 6-0, 190, Jr.-RS
- 80 Brandon Fitzpatrick, 6-3, 190, Sr.-SQ

DEFENSE

DEFENSIVE END (DE)

- 95** Noble Hall, 6-3, 265, Jr.** (started at DT in 2016)
- 55 Chibu Onyeukwu, 6-4, 255, Jr.-RS
- 61 Damon Moore, 6-4, 260, Jr.-SQ

DEFENSIVE TACKLE (DT)

- 65 Sergio Phillips, 6-2, 285, Sr.***
- 94 Jondarius Gardner, 6-4, 295, Sr.-SQ
- 99 Forrest Hanlon, 6-2, 260, Fr.-RS
- 58 Connor Mitchell, 6-5, 250, Fr.-HS

OR

DEFENSIVE END (DE)

- 41 Dakota Turner, 6-3, 250, Sr.***
- 68 Myles Cheatum, 6-2, 255, So.-SQ
- 45 Anthony Luke, 6-4, 260, So.-TR

LINEBACKER (LB)

- 57** Ryan Dunn, 6-3, 225, Sr.** (started at MLB in 2016)
- 52 Tyler Morris, 6-3, 225, Sr.*
- 42 Troy Cassidy, 6-3, 215, So.*
- 47 Kaelin Himphill, 6-2, 225, Fr.-RS

MIDDLE LINEBACKER (MLB)

- 46 Jay Henderson, 6-2, 230, Sr.***
- 40 Randy Ricks, 6-5, 235, Sr.*
- 38 Dru Mathis, 6-3, 235, Fr.-RS
- 98 Reggie Murphy, 6-5, 250, So.-SQ

LINEBACKER (LB)

- 39** Ronley Lakalaka, 6-0, 225, Jr.**
- 44 Kyahva Tezino, 6-0, 230, So.*
- 53 Temerrick Harper, 6-1, 225, Sr.-SQ
- 49 Josh Brinquel, 6-4, 220, Fr.-RS

CORNERBACK (CB)

- 17** Ron Smith, 6-0, 170, So.*
- 27 Kyree Woods, 6-0, 185, So.*
- 30 Garrett Binkley, 5-9, 170, So.-SQ

WARRIOR (WAR)

- 18 Trenton Thompson, 6-2, 190, So.*
- 48 Israel Cabrera, 5-10, 180, So.*
- 86 Jerry Chaney, 6-0, 185, So.-SQ (1st YR on def.)

AZTEC (AZ)

- 33** Parker Baldwin, 6-2, 215, Jr.**
- 37 Dwayne Johnson, Jr., 6-2, 205, Fr.-RS
- 11 Will Stricklin II, 6-0, 200, Fr.-RS

WARRIOR (WAR)

- 3** Trey Lomax, 5-11, 195, Sr.***
- 36 Keoni Stallworth, 6-1, 195, Fr.-RS
- 16 Dwayne Parchment, 5-11, 195, So.*

CORNERBACK (CB)

- 7 Kameron Kelly, 6-2, 200, Sr.*** (1st year at CB)
- 10 Jeff Clay, 6-0, 195, So.*
- 32 Tayler Hawkins, 6-1, 200, Fr.-RS

SPECIALISTS

PUNTER (P)

- 29 John Baron II, 5-11, 190, Jr.*
- 95 Garrett Erickson, 6-0, 185, So.-SQ

PLACEKICKER (PK)

- 29** John Baron II, 5-11, 190, Jr.*
- 95 Garrett Erickson, 6-0, 185, So.-SQ

KICKOFFS (KO)

- 29** John Baron II, 5-11, 190, Jr.*
- 95 Garrett Erickson, 6-0, 185, So.-SQ

HOLDER (H)

TBA

LONG SNAPPER (LS)

- 50 Turner Bernard, 6-1, 210, Fr.-RS
- 69** Ryan Simmons, 6-1, 215, So.*
- 47 Marc Ellis, 6-0, 190, Jr.-RS

SHORT SNAPPER (SS)

- 50 Turner Bernard, 6-1, 210, Fr.-RS
- 82** Parker Houston, 6-3, 240, So.*
- 69 Ryan Simmons, 6-1, 215, So.*

KICKOFF RETURNS (KOR)

- 20** Rashaad Penny, 5-11, 220, Sr.***
- 29 Juwan Washington, 5-7, 190, So.*
- 8 Quest Truxton, 6-5, 180, Sr.*

PUNT RETURNS (PR)

- 8** Quest Truxton, 6-0, 185, Sr.*

* - Denotes number of letters earned through the 2016 season. Players in red are returning starters from the 2016 season. Underlined players are newcomers or freshmen who redshirted last season.

Aztec Coaches and Staff Profiles



SEVEN STRAIGHT BOWL GAME APPEARANCES ► 21 CONFERENCE CHAMPIONSHIPS



Rocky Long has led San Diego State to six postseason bowl appearances in his first six years as head coach.

Inside:

Rocky Long	12
Jeff Horton	16
Bobby Hauck	17
Danny Gonzales	18
Zach Arnett	19
Hunkie Cooper	20
Ernie Lawson	21
Blane Morgan	22
Mike Schmidt	23
Tony White	24
Kevin McGarry	25
Jashon Sykes	26
Strength & Conditioning	27
Graduate Assistants	28
Support Staff	29

54-26

Record as head coach at SDSU

116

League record coaching victories in the Mountain West (39 more than any other coach in history)

25

Players coached who have been picked in the NFL Draft, tied for the most among active Group of 5 coaches.

23

Times led the Aztecs to a come-from-behind victory in his six seasons as head coach

15

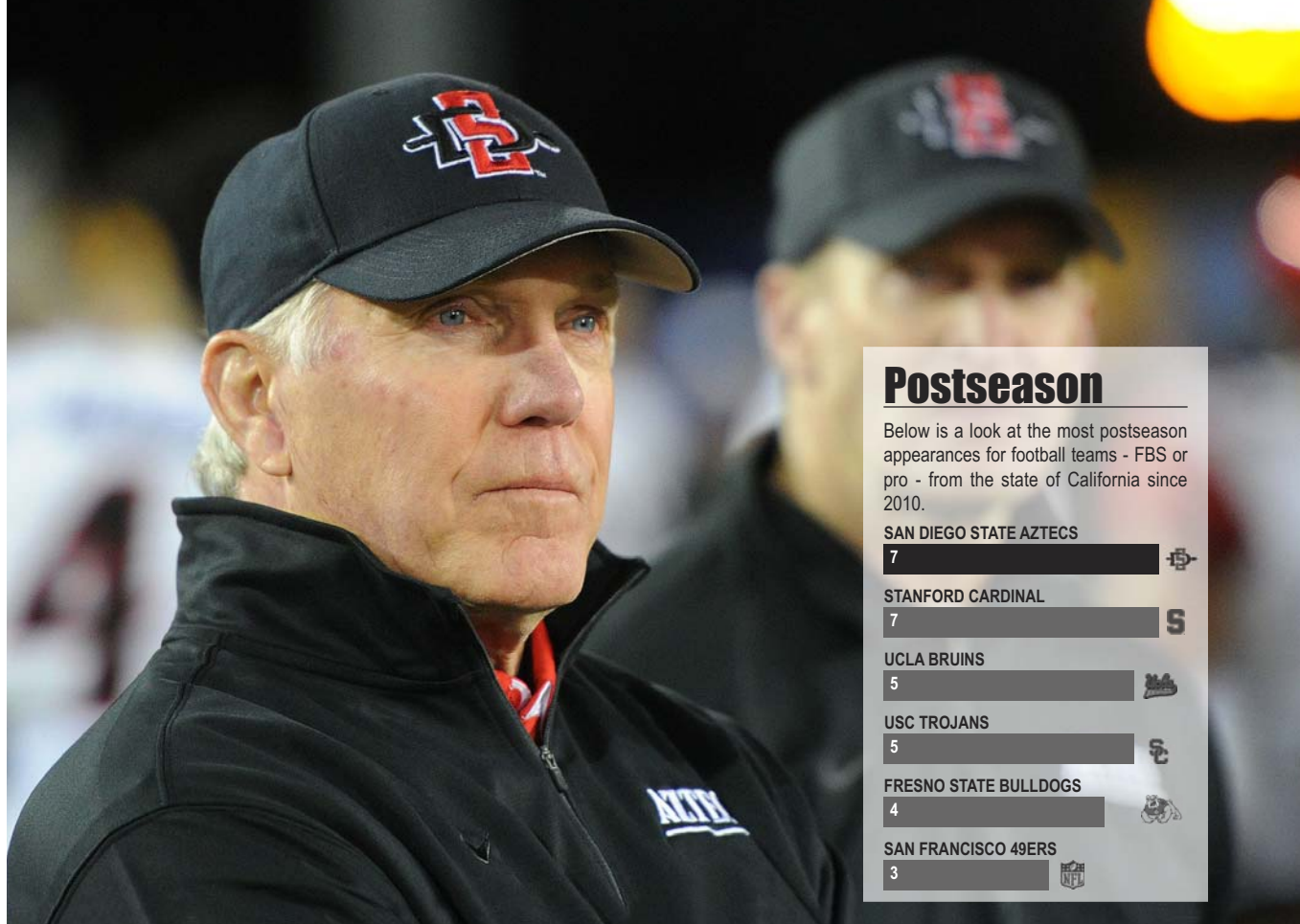
Players selected in the NFL Draft since he became coach in 2011

11

SDSU had back-to-back 11-win campaigns for the first time in program history in 2015 and 2016

7

School-record consecutive bowl appearances (6 as head coach)



Postseason

Below is a look at the most postseason appearances for football teams - FBS or pro - from the state of California since 2010.

SAN DIEGO STATE AZTECS

7



STANFORD CARDINAL

7



UCLA BRUINS

5



USC TROJANS

5



FRESNO STATE BULLDOGS

4



SAN FRANCISCO 49ERS

3



Rocky Long

—HEAD COACH—

→ Three-Time Mountain West Coach of the Year

→ Led SDSU to its first back-to-back 11-win campaigns in the program's 94-year history (2015-16).

In the 18-year history of the Mountain West, no football coach is more synonymous with success than Aztec head coach Rocky Long.

Named San Diego State's 18th head coach on Jan. 12, 2011, he begins his seventh year at the helm of the Aztecs. He was also the squad's defensive coordinator from 2009 through 2016.

Long is the winningest head coach in the history of the Mountain West and has helped usher in two of the biggest turnarounds at MW schools - New Mexico and San Diego State.

Over the last eight seasons (two as defensive coordinator and six as head coach and defensive coordinator), Long helped institute a hard-nosed, blue-collar, physical-style of football on Montezuma Mesa that revitalized a program that had been struggling to find an identity for decades.

Now firmly established, that identity has taken the San Diego State football program to heights that would have been unthinkable just a decade ago. The Aztecs have been to a school-record seven consecutive bowl games and produced back-to-back 11-win campaigns (2015-16) for the first time in program history.

This SDSU run has placed Aztec football among the best in the state and in the nation.

Since 2010, San Diego State's 63-30 record (70.0 percent) trails Stanford among the seven FBS schools in California in winning percentage, placing the Aztecs ahead of, among others, USC, UCLA and Fresno State.

The Scarlet and Black is one of six teams to win at least three conference championships since 2012, joining Alabama (SEC), Arkansas State (Sun Belt), Florida State (ACC), Oklahoma (Big 12) and Stanford (Pac-12).

With seven consecutive bowl appearances, San Diego State is one of just 21 FBS schools to advance to postseason play every

season since 2010 and just one of two - Boise State - to make a bowl appearance each of the last seven seasons from a Group of 5 conference.

Long's seventh Aztec team is a veteran group that many have picked to be the favorite to win the West Division of the Mountain West.

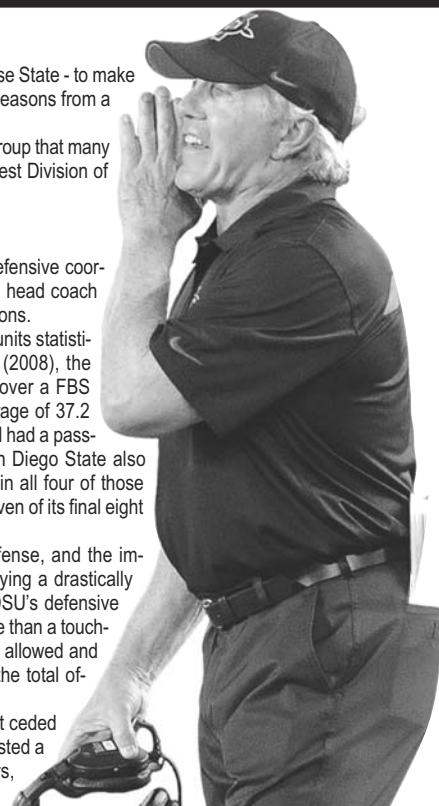
→ The Foundation

In December 2008, Long was named defensive coordinator at San Diego State after serving as head coach at his alma mater, New Mexico, for 11 seasons.

He inherited one of the worst defensive units statistically in the country. The previous season (2008), the Aztecs went 2-10 and posted one victory over a FBS team. The team's defense allowed an average of 37.2 points, 460.8 yards, 247.5 rushing yards and had a passing efficiency defense rating of 151.5. San Diego State also ranked among the bottom eight nationally in all four of those categories, allowing 35 or more points in seven of its final eight games of the season.

Enter Long and his attacking 3-3-5 defense, and the improvement was immediate. Despite employing a drastically different style, Long, in his first year as SDSU's defensive coordinator in 2009, managed to shave more than a touchdown a game off the team's average points allowed and took more than 78 yards per outing off of the total offense allowed figure.

In 2010, Long built a top-40 defense that ceded 20 points or less six times, as the Aztecs posted a winning record for the first time in 12 years, claimed nine victories for the first time since



Rocky Long - Head Coach

SEVEN STRAIGHT BOWL GAME APPEARANCES ► 21 CONFERENCE CHAMPIONSHIPS



1977, and captured a bowl victory for the first time since 1969.

→ Building On Success

Following the departure of the previous head coach, Long took over the program entering the 2011 campaign, while continuing to serve as the defensive coordinator.

The 2011 campaign was no different, as he became the first Aztec head coach to lead the team to a bowl game in his debut season. SDSU compiled an 8-5 record, including its first 3-0 start in 30 years, while also snapping a 19-game losing streak against Pac-10/12 foes and a 23-game skid vs. schools from automatic-qualifying BCS conferences.

In 2012, Long garnered his second Mountain West Coach-of-the-Year award after guiding the Aztecs to their first conference championship since 1998 and a third straight bowl appearance. Despite a modest fifth-place prediction in the MW preseason poll, Long and SDSU closed out the regular season by winning seven consecutive games, matching the program's longest victory streak since 1980-81.

During that stretch, the Aztecs ranked fifth in the nation in allowing 4.7 yards per play, while limiting the opposition to 19 points or less on five occasions.

In 2013, Long directed SDSU to an unprecedented fourth straight postseason appearance, capped by an impressive 49-24 victory over Buffalo in the Famous Idaho Potato Bowl.

With Long at the controls, the 2013 Aztecs became just the 19th team out of 488 from 1980-2013 to advance to a bowl game after starting the season with an 0-3 record. The gritty SDSU squad flashed its mettle down the stretch, rallying from fourth-quarter deficits in five games and led the FBS Division with three victories when trailing by 14 points or more.

In 2014, San Diego State advanced to its fifth straight bowl game and finishing in a tie for first in the Western Division of the Mountain West. The Aztecs finished in the top 20 nationally in nearly every defensive category, including scoring defense (13th) and total defense (16th). In addition, SDSU posted a perfect 6-0 record at home during the regular season.

The 2015 Aztecs built on their success from a year prior. After opening the season with a 1-3 mark, SDSU ran the gamut with 10 straight wins and a blemish-free 8-0 mark against MW opponents. San Diego State earned its second Mountain West title since 2012, its first outright league championship since 1969 and the 20th conference crown in program history. The Aztecs matched a school record with their first 11-win campaign since 1969, defeating Cincinnati in the Hawai'i Bowl, 42-7, marking their sixth consecutive bowl game appearance.

Long's Aztecs didn't slow down in 2016. SDSU again tied the school record with another 11-win season, the fourth in school history. It was the first time in the program's 94-year history San Diego State produced back-to-back 11-win campaigns. Behind a convincing 34-10 Las Vegas Bowl win over Houston on national television, the Aztecs won consecutive bowl games for the first time in the Division I era and the first time since 1966 and 1967. Additionally, SDSU finished ranked No. 25 in the AP and Amway Coaches Poll. It was the first time the Aztecs finished in the Top 25 in the Coaches Poll for the first time since also being ranked 25th in 1986.

→ The Background

Long had already made the transition from defensive coordinator to head coach once before, as he directed New Mexico to unparalleled success from 1998-2008. During those 11 years, Long compiled a 65-69 record, including seven seasons with six victories or more.

To put that accomplishment in perspective, consider that since 1984, the Lobos are 76-161 with only five six-plus win seasons in the 19 campaigns without Long at the helm.

At New Mexico, Long compiled a school-record 65 victories and led the Lobos to five bowl game appearances in his final seven seasons, despite inheriting a team that had only three winning seasons the previous 15 years. His teams were also bowl eligible in seven of his final eight campaigns.

Long, the 2002 Mountain West Coach of the Year, has earned a national reputation for producing one of the nation's stingiest de-

Long Tidbits

→ Long was one of four NCAA players that visited U.S. servicemen in Vietnam in the summer of 1971. Along with Johnny Musso (Alabama), Lydell Mitchell (Penn State) and Stan Mauldin (Texas), Long spent two weeks in the country going to different U.S. bases.

→ Long is a member of both the University of New Mexico Hall of Honor (inducted in 1996) and the New Mexico Sports Hall of Fame (inducted in 2011).

→ Long met his wife, Debby, while coaching the Pi Beta Phi sorority team in the spring of 1971. He guided the sorority to consecutive undefeated championship seasons in 1971 and 1972. Long's defense was not scored upon in any game in either year.

→ Bobby Knight paid Long a home visit and recruited the two-sport athlete to play basketball at Army.

→ Long was a three-time academic all-conference selection, earned the WAC Scholar-Athlete Award (1970) and was an honorable mention Academic All-American in 1969. He earned a coveted NCAA postgraduate scholarship in 1974.

→ Long has been on the winning sideline of the San Diego State-New Mexico game in 13 straight meetings. He won the first eight meetings as the head coach at UNM and has been on the sidelines as the defensive coordinator or head coach in Aztec victories in 2009, 2010, 2011, 2013 and 2014.

→ Long was the starting quarterback at UNM when the Lobos posted consecutive winning seasons in 1970-71. That was the only time that occurred in the 33 seasons between 1964 and 1996.

→ At New Mexico, he left the program as the all-time leading rusher (2,071 yards) and threw 23 interceptions in 30 career games.

→ Both of Rocky and Debby Long's children were Division I student-athletes and have coaching ties. In her first season as the head women's volleyball coach at Division II Queens University, Hannah led the Royals to the program's first NCAA Sweet Sixteen. She was a five-time conference coach of the year honoree at Division III Southwestern University as its winningest women's volleyball coach (.794). Collegiately, she was a two-sports athlete at Portland State. Roxanne, who played basketball collegiately at Oklahoma, was a successful coach at Rogers State, before stepping down to pursue her Ph.D.

fensive units. In his final nine campaigns in Albuquerque, Long's defensive units ranked among the top 30 in fewest yards allowed six times and among the top 40 nationally against the rush every year. In addition, six times his units were among the top 26 in fewest rushing yards allowed per game, including fifth-place finishes in both 2001 and 2003.

While at New Mexico, Long coached 13 players selected in the NFL Draft, 10 players who earned All-America honors and 44 first-team all-conference selections. In addition, four Lobos garnered Academic All-America accolades five times during his tenure.

And Long does not mince words when describing what his vision for his San Diego State football program is.

"Everybody should anticipate that this program eventually will be competing for conference championships, year-in and year-out," Long said. "Now, how many you win is determined by a whole lot of factors, but we ought to be able to get to the point where we compete yearly for it."

Prior to accepting the head coaching position at New Mexico, Long served as defensive coordinator for 12 seasons at three different schools. He was the defensive coordinator for two years under Bob Toledo at UCLA in 1996-97, for five seasons at Oregon State from 1991-95, and for five campaigns at Wyoming from 1981-85.



Long File

■ **Year at San Diego State:**
Seventh Year as Head Coach/
Ninth Overall

■ **Hometown:**
Rancho Cucamonga, Calif.

■ **Family:**
Wife, Debby, and daughters, Roxanne and Hannah

■ **Alma Mater:**
New Mexico, 1974

■ **Collegiate Playing Experience:**
New Mexico - 1969-71

■ **Coaching Experience:**
2009-17 San Diego State
Head Coach (2011-17)
Defensive Coordinator (2009-16)

1998-2008 New Mexico
Head Coach

1996-97 UCLA
Defensive Coordinator

1991-95 Oregon State
Defensive Coordinator

1988-90 TCU
Secondary

1986-87 British Columbia Lions (CFL)
Linebackers

1981-85 Wyoming
Defensive Coordinator

1978-80 New Mexico
Secondary (1979-80)
Offensive Backs (1978)

1972-73 New Mexico
Graduate Assistant

Rocky Long - Head Coach

SEVEN STRAIGHT BOWL GAME APPEARANCES ► 21 CONFERENCE CHAMPIONSHIPS



On Top

Rocky Long is the winningest coach in Mountain West history and owns a wide gap over all of his contemporaries. Below is a list of active coaches in the league with the number of victories they have obtained while coaching in the conference.

ROCKY LONG, SDSU

116

TROY CALHOUN, AIR FORCE

77

BRYAN HARSIN, BOISE STATE

31

MATT WELLS, UTAH STATE

28

BOB DAVIE, NEW MEXICO

27

MIKE BOBO, COLORADO STATE

14

CRAIG BOHL, WYOMING

14

He also served as an assistant coach at TCU and the CFL's British Columbia Lions after starting his career at New Mexico as a graduate assistant coach in 1972.

Originally a defensive back, Long became a three-year starter at quarterback for the Lobos from 1969-71. He earned team MVP honors three times and was the Western Athletic Conference Offensive Player of the Year as a senior. He is a 1974 graduate of New Mexico and was awarded an NCAA postgraduate scholarship.

→ Coaching Highlights

■ Was named the 18th head coach in Aztec football history in January 2011 and became the first San Diego State head coach to lead the team to a bowl game in his debut campaign.

■ Long has amassed the most victories of any Mountain West head coach since the league's inception in 1999.

■ In 2016, guided MW-champion SDSU to its fourth 11-win campaign in program history, accomplished consecutively for the first time in program history. SDSU won its second-straight bowl game for the first time in the Division I era. Long's three bowl game victories are the most in SDSU's Division I era.

■ Was the Mountain West Coach of the Year for the third time in 2015. Long commandeered an Aztec team that won its final 10 games of the season en route to an 11-3 mark, the program's first 11-win season since 1969. SDSU produced an 8-0 record in MW play, the 20th conference championship in program history and a win over Cincinnati in the Hawai'i Bowl.

■ Since his arrival on The Mesa, 15 Aztecs have been chosen in the NFL Draft, including three in 2017, which tied for the most by a Group of 5 school and the most for SDSU since 2013.

■ San Diego State had at least one player selected in each NFL Draft from 2011-15.

■ Came to San Diego State to be the team's defensive coordinator in December 2008.

■ Arrived at SDSU after serving as head coach at New Mexico from 1998-2008. He was tabbed the league's coach of the year in 2002.

■ Compiled a UNM-record 65 victories and led the Lobos to five bowl game appearances in his final seven seasons. His teams were bowl eligible in seven of his last eight campaigns.

■ In his final nine seasons in Albuquerque, Long's defensive units ranked among the top 30 in fewest yards allowed six times and among the top 40 against the rush every year. In both 2001 and 2003, New Mexico's defense ranked fifth nationally in fewest rushing yards allowed per game.

■ Prior to accepting the head coaching position at New Mexico, he served as defensive coordinator for 12 seasons at three different schools. He was the defensive coordinator for two years under Bob Toledo at UCLA in 1996-97, for five seasons at Oregon State from 1991-95, and for five campaigns at Wyoming from 1981-85.

■ Also served as an assistant coach at TCU, with the CFL's British Columbia Lions and started his career at New Mexico as a graduate

Six-for-Six

Below is a list of the 11 current coaches which have guided their current school to a bowl game in each of their first six seasons as the head coach at an institution.

Head Coach	School
Mark Dantonio	Michigan State
Jimbo Fisher	Florida State
Paul Johnson	Georgia Tech
Brian Kelly	Notre Dame
Rocky Long	San Diego State
Mark Richt	Georgia
Nick Saban	Alabama
David Shaw	Stanford
Bob Stoops	Oklahoma
Dabo Swinney	Clemson
Kyle Whittingham	Utah

assistant coach in 1972.

→ Playing Experience

■ Originally a defensive back, Long was a three-year starter at quarterback for the Lobos from 1969-71. He was the team's MVP three times and the WAC Offensive Player of the Year as a senior.

■ Long played professionally in the CFL with British Columbia in 1972-73 and 1975-76. He also competed in the World Football League with the Detroit Wheels in 1974.

■ Attended Alta Loma High School in Alta Loma, Calif.

→ Education

■ He is a 1974 graduate of New Mexico with a bachelor's degree in secondary education and was awarded an NCAA postgraduate scholarship. Long was a three-time academic all-conference pick and received the WAC Scholar-Athlete Award in 1970.

→ Personal

■ Long and his wife, Debby, have two daughters, Roxanne and Hannah.

■ Both of Long's daughters were Division I student-athletes and have coaching ties. In her first season as the head women's volleyball coach at Division II Queens University, Hannah led the Royals to the program's first NCAA Sweet Sixteen. She was a five-time conference coach of the year honoree at Division III Southwestern University as its winningest women's volleyball coach (.794). Collegiately, she was a two-sports athlete at Portland State. Roxanne, who played collegiately at Oklahoma, was a successful basketball coach at Rogers State, before stepping down to pursue her Ph.D.

Long Factor

Below is a look at the six seasons prior to Rocky Long joining the SDSU staff and the last eight seasons in which he has been on The Mesa. The number to the right of the figure is the rank among all FBS teams.

Category	2003-08	2009-16
Record	24-47 (100)	67-38 (30)
Conference Record	16-30 (94)	43-20 (17)
Opp. PPG	28.1 (81)	23.6 (28)
Opp. Total Off./Gm.	396.1 (87)	350.9 (21)
Opp. Rush. Yds./Gm.	188.0 (109)	138.8 (22)
Time of Possession	28:36 (116)	30:39 (35)
Rushing Offense	115.9 (110)	192.6 (22)

■ Rocky Long Career Head Coaching Record

Year	School	Record	Conf.	Finish	Conference	Home	Away	Neutral	Bowl Game	Scoring Def. Rk.	Total Def. Rk.
1998	New Mexico	3-9	1-7	7th	WAC	2-4	1-5			100	77
1999	New Mexico	4-7	3-4	T-5th	Mountain West	3-3	1-4			73	58
2000	New Mexico	5-7	3-4	T-5th	Mountain West	3-3	2-4			36	17
2001	New Mexico	6-5	4-3	T-3rd	Mountain West	4-2	2-3			36	18
2002	New Mexico	7-7	5-2	2nd	Mountain West	5-1	2-5	0-1	Las Vegas Bowl	56	30
2003	New Mexico	8-5	5-2	2nd	Mountain West	5-2	3-2	0-1	Las Vegas Bowl	39	28
2004	New Mexico	7-5	5-2	2nd	Mountain West	3-2	4-2	0-1	Emerald Bowl	20	25
2005	New Mexico	6-5	4-4	T-4th	Mountain West	2-3	4-2			T-85	69
2006	New Mexico	6-7	4-4	5th	Mountain West	3-5	3-2		New Mexico Bowl	68	80
2007	New Mexico	9-4	5-3	T-3rd	Mountain West	6-1	3-3		New Mexico Bowl	T-14	14
2008	New Mexico	4-8	2-6	T-6th	Mountain West	3-3	1-5			46	45
NEW MEXICO TOTALS (11 Seasons)		65-69	41-41			39-29	26-37	0-3	5 Bowl Appearances	41	30
2011	San Diego State	8-5	4-3	4th	Mountain West	4-3	4-1	0-1	New Orleans Bowl	57	68
2012	San Diego State	9-4	7-1	T-1st	Mountain West	6-2	3-2		Poinsettia Bowl	42	39
2013	San Diego State	8-5	6-2	2nd	Mountain West / West Div.	3-3	4-2	1-0	Famous Idaho Potato Bowl	92	54
2014	San Diego State	7-6	5-3	T-1st	Mountain West / West Div.	6-1	1-5		Poinsettia Bowl	13	16
2015	San Diego State	11-3	8-0	1st	Mountain West / West Div.	6-1	4-2	1-0	Hawai'i Bowl	7	5
2016	San Diego State	11-3	6-2	1st	Mountain West / West Div.	5-1	5-2	1-0	Las Vegas Bowl	17	11
SAN DIEGO STATE TOTALS (6 Seasons)		54-26	36-11			30-11	21-14	3-1	6 Bowl Appearances	21	16
HEAD COACHING TOTALS (17 Seasons)		119-95	77-52			69-40	47-51	3-4	11 Bowl Appearances		

Rocky Long - Year-by-Year



SEVEN STRAIGHT BOWL GAME APPEARANCES ► 21 CONFERENCE CHAMPIONSHIPS

■ New Mexico, 1998

3-9 Overall; 1-7 WAC (7th Place - Pacific)

Date	Opponent	Result
Sept. 5	Idaho State	W 38 - 9
Sept. 12	Utah State	***W 39 - 36
Sept. 19	at New Mexico State	L 27 - 28
Sept. 26	at San Jose State	L 20 - 37
Oct. 3	at Air Force	L 14 - 56
Oct. 10	UTEP	L 19 - 22
Oct. 17	San Diego State	*L 33 - 36
Oct. 24	at Hawai'i	W 30 - 20
Oct. 31	Fresno State	L 20 - 28
Nov. 7	at Brigham Young	L 21 - 46
Nov. 14	Utah	L 7 - 41
Nov. 21	at Central Florida	L 6 - 38

■ New Mexico, 1999

4-7 Overall; 3-4 MWC (Tie-5th Place)

Date	Opponent	Result
Sept. 4	at UTEP	L 10 - 13
Sept. 11	New Mexico State	L 28 - 35
Sept. 18	Northern Arizona	W 45 - 14
Sept. 25	at Boise State	L 9 - 20
Oct. 9	at San Diego State	W 24 - 21
Oct. 16	(21) Brigham Young	L 7 - 31
Oct. 30	UNLV	W 27 - 6
Nov. 6	Colorado State	L 22 - 36
Nov. 13	at Utah	L 7 - 52
Nov. 20	at Wyoming	L 28 - 42
Nov. 27	Air Force	W 33 - 28

■ New Mexico, 2000

5-7 Overall; 3-4 MW (Tie-5th Place)

Date	Opponent	Result
Aug. 26	at Texas Tech	L 3 - 24
Sept. 2	Boise State	L 14 - 31
Sept. 9	Oregon State	L 20 - 28
Sept. 16	at New Mexico State	W 16 - 13
Sept. 23	Northern Arizona	W 35 - 28
Sept. 30	Wyoming	W 45 - 10
Oct. 7	at Colorado State	L 14 - 17
Oct. 21	at Air Force	W 29 - 23
Oct. 28	Utah	W 10 - 3
Nov. 4	San Diego State	L 16 - 17
Nov. 11	at UNLV	L 14 - 18
Nov. 18	at Brigham Young	L 13 - 37

■ New Mexico, 2001

6-5 Overall; 4-3 MW (Tie-3rd Place)

Date	Opponent	Result
Sept. 1	UTEP	W 26 - 6
Sept. 8	at Texas Tech	L 30 - 42
Sept. 22	at Baylor	*L 13 - 16
Sept. 29	at Utah	L 16 - 37
Oct. 6	at Wyoming	W 30 - 29
Oct. 13	(18) Brigham Young	L 20 - 24
Oct. 27	Air Force	W 52 - 33
Nov. 3	at San Diego State	W 20 - 15
Nov. 10	UNLV	W 27 - 17
Nov. 17	Colorado State	L 17 - 24
Nov. 24	New Mexico State	W 53 - 0

■ New Mexico, 2002

7-7 Overall; 5-2 MW (2nd Place)

Date	Opponent	Result
Aug. 23	at North Carolina State	L 14 - 34
Aug. 31	Weber State	W 38 - 24
Sept. 7	at Air Force	*L 31 - 38
Sept. 14	Baylor	W 23 - 0
Sept. 21	at New Mexico State	L 13 - 24
Sept. 27	Texas Tech	L 0 - 49
Oct. 12	at UNLV	W 25 - 16
Oct. 19	at Utah State	*L 44 - 45
Oct. 26	Utah	**W 42 - 35
Nov. 9	San Diego State	W 15 - 8
Nov. 16	at Brigham Young	W 20 - 16
Nov. 23	at (20) Colorado State	L 14 - 22
Nov. 30	Wyoming	W 49 - 20

Las Vegas Bowl - Sam Boyd Stadium
Dec. 25 vs. UCLA L 13 - 27

■ New Mexico, 2003

8-5 Overall; 5-2 MW (2nd Place)

Date	Opponent	Result
Aug. 30	Texas State	W 72 - 8
Sept. 6	at Texas Tech	L 28 - 42
Sept. 13	Brigham Young	L 7 - 10
Sept. 20	at (24) Washington State	L 13 - 23
Sept. 27	New Mexico State	W 24 - 17
Oct. 4	Utah State	W 34 - 7
Oct. 18	at San Diego State	W 30 - 7

Oct. 25	at (24) Utah	W 47 - 35
Nov. 1	UNLV	L 35 - 37
Nov. 7	Colorado State	W 37 - 34
Nov. 15	Air Force	W 24 - 12
Nov. 22	at Wyoming	W 26 - 3

Las Vegas Bowl - Sam Boyd Stadium
Dec. 24 vs. Oregon State L 14 - 55

■ New Mexico, 2004

7-5 Overall; 5-2 MW (2nd Place)

Date	Opponent	Result
Sept. 3	Washington State	L 17 - 21
Sept. 11	Texas Tech	W 27 - 24
Sept. 18	at Oregon State	L 7 - 17
Sept. 25	at New Mexico State	W 38 - 3
Oct. 1	(14) Utah	L 7 - 28
Oct. 9	at Air Force	L 23 - 28
Oct. 16	at UNLV	W 24 - 20
Oct. 23	San Diego State	W 19 - 9
Oct. 30	at Colorado State	W 26 - 17
Nov. 13	at Brigham Young	W 21 - 14
Nov. 20	Wyoming	W 16 - 9

Emerald Bowl - SBC Park - San Francisco, Calif.
Dec. 30 vs. Navy L 19 - 34

■ New Mexico, 2005

6-5 Overall; 4-4 MW (4th Place)

Date	Opponent	Result
Sept. 5	UNLV	W 24 - 22
Sept. 10	at Missouri	W 45 - 35
Sept. 17	New Mexico State	W 38 - 21
Sept. 24	at UTEP	L 13 - 21
Oct. 1	at TCU	L 28 - 49
Oct. 8	Brigham Young	L 24 - 27
Oct. 15	at Wyoming	W 27 - 24
Oct. 22	at San Diego State	W 47 - 24
Oct. 28	Colorado State	L 25 - 35
Nov. 12	at Utah	W 31 - 27
Nov. 19	Air Force	L 24 - 42

■ New Mexico, 2006

6-7 Overall; 4-4 MW (5th Place)

Date	Opponent	Result
Sept. 2	Portland State	L 6 - 17
Sept. 9	at New Mexico State	W 34 - 28
Sept. 16	Missouri	L 17 - 27
Sept. 23	UTEP	W 26 - 13
Sept. 30	at Air Force	L 7 - 24
Oct. 7	Wyoming	L 10 - 14
Oct. 14	at UNLV	*W 39 - 36
Oct. 19	Utah	W 34 - 31
Oct. 28	at Colorado State	W 20 - 19
Nov. 11	TCU	L 21 - 27
Nov. 18	at (23) Brigham Young	L 17 - 42
Nov. 25	San Diego State	W 41 - 14

New Mexico Bowl - Albuquerque, N.M. - University Stadium
Dec. 23 San José State L 12 - 20

■ New Mexico, 2007

9-4 Overall; 5-3 MW (Tie-3rd Place)

Date	Opponent	Result
Sept. 1	at UTEP	L 6 - 10
Sept. 8	New Mexico State	W 44 - 34
Sept. 15	at Arizona	W 29 - 27
Sept. 22	Sacramento State	W 58 - 0
Sept. 29	Brigham Young	L 24 - 31
Oct. 13	at Wyoming	W 20 - 3
Oct. 20	at San Diego State	W 20 - 17
Oct. 25	Air Force	W 34 - 31
Nov. 3	at TCU	L 0 - 37
Nov. 10	Colorado State	W 26 - 23
Nov. 17	at Utah	L 10 - 28
Nov. 24	UNLV	W 27 - 6

New Mexico Bowl - Albuquerque, N.M. - University Stadium
Dec. 22 Nevada W 23 - 0

■ New Mexico, 2008

4-8 Overall; 2-6 MWC (Tie-6th Place)

Date	Opponent	Result
Aug. 30	TCU	L 3 - 26
Sept. 6	Texas A&M	L 22 - 28
Sept. 13	Arizona	W 36 - 28
Sept. 20	at Tulsa	L 14 - 56
Sept. 27	at New Mexico State	W 35 - 24
Oct. 4	Wyoming	W 24 - 0
Oct. 11	at (9) Brigham Young	L 3 - 21
Oct. 18	San Diego State	W 70 - 7
Oct. 23	at Air Force	L 10 - 23
Nov. 1	(10) Utah	L 10 - 43
Nov. 8	at UNLV	L 20 - 27
Nov. 15	at Colorado State	L 6 - 20

■ San Diego State, 2011

8-5 Overall; 4-3 MW (4th Place)

Date	Opponent	Result
Sept. 3	Cal Poly	W 49 - 21
Sept. 10	at Army	W 23 - 20
Sept. 17	Washington State	W 42 - 24
Sept. 24	at (22) Michigan	L 7 - 28
Oct. 8	TCU	L 14 - 27
Oct. 13	at Air Force	W 41 - 27
Oct. 29	Wyoming	L 27 - 30
Nov. 5	New Mexico	W 35 - 7
Nov. 12	at Colorado State	W 18 - 15
Nov. 19	(10) Boise State	L 35 - 52
Nov. 26	at UNLV	W 31 - 14
Dec. 3	Fresno State	W 35 - 28

R+L New Orleans Bowl - Mercedes-Benz Superdome
Dec. 17 vs. Louisiana-Lafayette L 30 - 32

■ San Diego State, 2012

9-4 Overall; 7-1 MW (Tie-1st Place)

Date	Opponent	Result
Sept. 1	at Washington	L 12 - 21
Sept. 8	Army	W 42 - 7
Sept. 15	North Dakota	W 49 - 41
Sept. 22	San José State	L 34 - 38
Sept. 29	at Fresno State	L 40 - 52
Oct. 6	Hawai'i	W 52 - 14
Oct. 13	Colorado State	W 38 - 14
Oct. 20	at Nevada	*W 39 - 38
Oct. 27	UNLV	W 24 - 13
Nov. 3	at (19) Boise State	W 21 - 19
Nov. 10	Air Force	W 28 - 9
Nov. 24	at Wyoming	W 42 - 28

SDCCU Poinsettia Bowl - Qualcomm Stadium
Dec. 20 Brigham Young L 6 - 23

■ San Diego State, 2013

8-5 Overall; 6-2 MW (2nd Place - West Division)

Date	Opponent	Result
Aug. 31	Eastern Illinois	L 19 - 40
Sept. 7	at (3) Ohio State	L 7 - 42
Sept. 21	Oregon State	L 30 - 34
Sept. 28	at New Mexico State	W 26 - 16
Oct. 4	Nevada	*W 51 - 44
Oct. 10	at Air Force	W 27 - 20
Oct. 26	(15) Fresno State	*L 28 - 35
Nov. 2	New Mexico	W 35 - 30
Nov. 9	at San José State	W 34 - 30
Nov. 16	at Hawai'i	*W 28 - 21
Nov. 23	Boise State	*W 34 - 31
Nov. 30	at UNLV	L 19 - 45

Famous Idaho Potato Bowl - Boise, Idaho - Bronco Stadium
Dec. 21 vs. Buffalo W 49 - 24

■ San Diego State, 2014

7-6 Overall; 5-3 MW (Tie-1st Place - West Div.)

Date	Opponent	Result
Aug. 30	Northern Arizona	W 38 - 7
Sept. 6	at (21) North Carolina	L 27 - 31
Sept. 20	at Oregon State	L 7 - 28
Sept. 27	UNLV	W 34 - 17
Oct. 3	at Fresno State	L 13 - 24
Oct. 10	at New Mexico	W 24 - 14
Oct. 18	Hawai'i	W 20 - 10
Nov. 1	at Nevada	L 14 - 30
Nov. 8	Idaho	W 35 - 21
Nov. 15	at Boise State	L 29 - 38
Nov. 21	Air Force	W 30 - 14
Nov. 29	San José State	W 38 - 7

SDCCU Poinsettia Bowl - Qualcomm Stadium
Dec. 23 Navy L 16 - 17

■ San Diego State, 2015

11-3 Overall; 8-0 MW (1st Place - West Division)

Date	Opponent	Result
Sept. 5	San Diego	W 37 - 3
Sept. 12	at California	L 7 - 35
Sept. 19	South Alabama	*L 27 - 34
Sept. 26	at Penn State	L 21 - 37
Oct. 3	Fresno State	W 21 - 7
Oct. 10	at Hawai'i	W 28 - 14
Oct. 17	at San José State	W 30 - 7
Oct. 23	Utah State	W 48 - 14
Oct. 31	at Colorado State	W 41 - 17
Nov. 14	Wyoming	W 38 - 3
Nov. 21	at UNLV	W 52 - 14
Nov. 28	Nevada	W 31 - 14

MW Football Championship - Qualcomm Stadium
Dec. 5 Air Force W 27 - 24

Hawai'i Bowl - Aloha Stadium
Dec. 24 vs. Cincinnati W 42 - 7

■ San Diego State, 2016

11-3 Overall; 6-2 MW (1st Place - West Division)

Date	Opponent	Result
Sept. 3	New Hampshire	W 31 - 0
Sept. 10	California	W 45 - 40
Sept. 17	at Northern Illinois	W 42 - 28
Oct. 1	at South Alabama	L 24 - 42
Oct. 8	UNLV	W 26 - 7
Oct. 14	at Fresno State	W 17 - 3
Oct. 21	San José State	W 42 - 3
Oct. 28	at Utah State	W 40 - 13
Nov. 5	Hawai'i	W 55 - 0
Nov. 12	at Nevada	W 46 - 16
Nov. 19	at Wyoming	L 33 - 34
Nov. 26	Colorado State	L 31 - 63

MW Football Championship - War Memorial Stadium
Dec. 3 at Wyoming W 27 - 24

Las Vegas Bowl - Sam Boyd Stadium
Dec. 17 vs. Houston W 34 - 10

Number to the left of opponent name indicates Associated Press top 25 ranking at game time. * - indicates overtime period.

■ Rocky Long vs. All Foes

Head Coaching Record vs. Opponents

	W	L
Air Force	10	6
Arizona	2	0
Arizona State	First Meeting	
Army	2	0
Baylor	1	1
Boise State	2	4
Brigham Young	2	10
Buffalo	1	0
Cal Poly	1	0
California	1	1
Central Florida	0	1
Cincinnati	1	0
Colorado State	7	7
Eastern Illinois	0	1
Fresno State	3	4
Hawai'i	6	0
Idaho	1	0
Idaho State	1	0
Louisiana-Lafayette	0	1
Michigan	0	1
Missouri	1	1
Navy	0	2
Nevada	5	1
New Hampshire	1	0
New Mexico	3	0
New Mexico State	9	3
North Carolina	0	1
North Carolina State	0	1
North Dakota	1	0
Northern Arizona	3	0
Northern Illinois	1	0
Ohio State	0	1
Oregon State	0	5
Penn State	0	1
Portland State	0	1
Sacramento State	1	0
San Diego	1	0
San Diego State	9	2
San José State	4	3
South Alabama	0	2
Stanford	First Meeting	
TCU	0	5
Texas A&M	0	1
Texas State	1	0
Texas Tech	1	4
Tulsa	0	1

Jeff Horton - Assoc. Head Coach/OC/RBs

SEVEN STRAIGHT BOWL GAME APPEARANCES ► 21 CONFERENCE CHAMPIONSHIPS

JEFF HORTON ◀ COACHES



Horton File

■ **Year at San Diego State:**
Seventh Year

■ **Hometown:**
Arlington, Texas

■ **Family:**
Wife, Teri

■ **Alma Mater:**
Nevada, 1981
San Francisco, 1993 (M.S.)

■ **Collegiate Playing Experience:**
Arkansas - 1976-77

■ **Coaching Experience:**
2011-17San Diego State
Assoc. Head Coach/OC/RBs (2015-17)
Asst. Head Coach/RBs (2011-14)

2010Minnesota
Interim Head Coach
Offensive Coordinator/QBs

2009Detroit Lions
Quarterbacks

2006-08St. Louis Rams
Assistant Offensive Line (2008)
Special Assistant to HC/Offense (2006-07)

1999-2005Wisconsin
Quarterbacks

1994-98, 1990-91UNLV
Head Coach (1994-98)
Assistant Head Coach (1990-91)

1992-93, 1985-89Nevada
Head Coach (1993)
Wide Receivers (1992)
Assistant Coach (1985-89)

1984Minnesota
Graduate Assistant



→ At San Diego State

■ With 33 years of collegiate coaching experience, including seven as a head coach, Jeff Horton begins his seventh season at San Diego State.

■ Prior to the 2015 season, Horton was promoted to associate head coach and offensive coordinator. He is entering his seventh season overseeing the running backs.

■ In his previous four seasons on The Mesa, he served as assistant head coach and running backs coach.

■ Since 2011, when Horton was named SDSU's running backs coach, San Diego State ranks 15th in rushing yards per game (214.9), 17th nationally in average yards per carry (5.1) and 18th in rushing touchdowns (180).

■ In his seven years with San Diego State, Horton has coached each of his starting running backs to All-Mountain West honors, including NFL champion Ronnie Hillman in 2011, Adam Muema in 2012 and 2013, and Donnel Pumphrey from 2014-16.

■ In 2016, Horton was named the FootballScoop Running Backs Coach of the Year when SDSU became the first team in NCAA FBS history to produce a 2,000-yard rusher (Pumphrey) and a 1,000-yard rusher (Rashaad Penny) in the same season. The Aztecs set DI era single-season records in rushing yards (3,680), rushing touchdowns (34), rushing yards per carry (5.8) and points (493).

■ Horton guided Pumphrey to one of the best rushing careers in FBS history. A Heisman candidate, Doak Walker Award finalist and a three-time All-American, Pumphrey finished his career as the NCAA FBS career record holder in rushing yards (6,405) and was fifth in all-purpose yards (7,515), tied for eighth in overall touchdowns (67) and ninth in rushing touchdowns (62). He was picked in the fourth round of the 2017 NFL Draft by the Philadelphia Eagles.

■ The 2015 Aztecs made history, rushing for a then-school record 3,266 yards and producing two 1,000-yard rushers for the first time in program history. SDSU ran for 2,000 yards as a team and produced a 1,000-yard rusher for the sixth year in a row in 2015. The team also had 10 straight games with at least 200 yards rushing to close the season.

■ In 2014, San Diego State set a then-school record for yards per carry, averaging 5.4 yards per rush, ranked 13th nationally.

■ Helped Ronnie Hillman receive All-America recognition from the Associated Press in 2011 after the Aztec running back rushed for a conference-record 1,711 yards, which ranked fourth nationally, and added 19 touchdowns. Hillman, who was one of 10 semifinalists for the Doak Walker Award that season, was selected in the third round of the NFL Draft by the Denver Broncos in April 2012.

→ Previous Experience

■ Came to The Mesa after spending the final five games of the 2010 campaign as the interim head coach at Minnesota. With Horton at the helm, the Gophers went 2-3 with victories over a pair of bowl-bound teams in Illinois and Iowa after beginning the year with a 1-6 mark.

■ As the co-offensive coordinator, the Gophers saw drastic improvements from 2009 in the NCAA rankings in total offense (+34 spots), rushing offense (+26), passing offense (+18), scoring offense (+11), turnovers (+82), time of possession (+82) and penalties (+21).

■ Prior to his time at Minnesota, he was the quarterbacks coach for the Detroit Lions in 2009, working with No. 1 overall Draft pick Matthew Stafford. Stafford started 10 games and threw for more than 2,000 yards.

■ NFL career started with the St. Louis Rams from 2006-08, where

he was the assistant offensive line coach, special assistant to the head coach and an offensive assistant.

■ Was on the sidelines in six bowl games as the quarterbacks coach at Wisconsin from 1999-2005. The Badgers tallied four post-season victories and claimed the 2000 Big Ten championship.

■ Coached Wisconsin signal-caller Brooks Bollinger to a 30-12 record over his four seasons as a starter. Bollinger and quarterback Jim Sorgi were picked in the NFL Draft during his time in Madison.

■ Was the head coach at UNLV for five years. In 1994, he was named the Big West Coach of the Year after leading the Rebels to the conference title and a berth in the Las Vegas Bowl.

■ Compiled a 7-4 record at Nevada in his first season as a head coach in 1993. The Wolf Pack led the nation in offense that campaign, including 4,373 yards passing.

■ In addition, he spent six years as a wide receivers, special teams or running backs coach at Nevada (1985-89, 1992) and two campaigns as an assistant head coach, running backs and wide receivers coach at UNLV (1990-91).

■ Started his collegiate coaching career in 1984 as a graduate assistant at Minnesota under head coach Lou Holtz.

→ Playing Experience

■ Was a walk-on wide receiver at Arkansas from 1976-77.

→ Education

■ Graduated from Nevada in 1981 with his bachelor's degree and earned his master's from San Francisco in 1993.

→ Personal

■ Horton and his wife, Teri, reside in San Diego.

Notable Players Coached

→ Donnel Pumphrey, RB (SDSU)

Fourth-Round NFL Draft pick, 2016 Heisman Trophy Top-10 Finish (tied for 10th), 2016 Doak Walker Award Finalist, 2016 Walter Camp Player of the Year Semifinalist, 2016 First-Team All-American (Sports Illustrated, Walter Camp), 2016 Second-Team All-American (AP, AFCA, USA Today, The Sporting News), two-time Honorable-Mention Sports Illustrated All-American (2014-15), two-time MW Offensive Player of the Year (2015-16), three-time First-Team All-MW (2014-16)

→ Ronnie Hillman, RB (SDSU)

AP Third-Team All-American, Third-Round NFL Draft pick, Super Bowl champion

→ Matthew Stafford, QB (Detroit Lions), Detroit Lions

No. 1 NFL Draft pick, Started 10 games as a rookie

→ Brooks Bollinger, QB (Wisconsin)

Four-year starter, NFL Draft Pick in 2003

→ Jim Sorgi, QB (Wisconsin)

2006 Super Bowl champion

→ Jon Denton, QB (UNLV)

Set 10 NCAA freshman passing records in 1996

→ Chris Vargas, QB (Nevada)

Nevada Team of the Century

■ BOWL GAMES AS A COACH (14)

→ San Diego State

2016 Las Vegas Bowl, 2015 Hawai'i Bowl, 2014 Poinsettia Bowl, 2013 Famous Idaho Potato Bowl, 2012 Poinsettia Bowl, 2011 New Orleans Bowl

→ Wisconsin

2005 Capital One Bowl, 2004 Outback Bowl, 2003 Music City Bowl, 2002 Alamo Bowl, 2000 Sun Bowl, 1999 Rose Bowl

→ UNLV

1994 Las Vegas Bowl

→ Nevada

1992 Las Vegas Bowl

AZTEC FOOTBALL MEDIA GUIDE

Bobby Hauck - Assoc. Head Coach/STC

SEVEN STRAIGHT BOWL GAME APPEARANCES ► 21 CONFERENCE CHAMPIONSHIPS

→ At San Diego State

■ Enters his third season at San Diego State as the special teams coordinator and his second as an associate head coach.

■ This marks the 24th time in the last 25 seasons that he has overseen the special teams in his coaching responsibilities.

■ He is one of four members of the San Diego State staff who have been a collegiate head coach at another school (Hauck, Rocky Long, Jeff Horton and Kevin McGarry).

■ Kick returner Rashaad Penny was the 2016 MW Special Teams Player of the Year for a second straight season, becoming the second kick returner in MW history to win the award twice. The junior tied for second in the nation in kick return touchdowns (2) and was fourth in kick return average (31.2), 26th in total touchdowns (16) and 29th in all-purpose yards per game (133.3).

■ In 2016, sophomore John Baron II was a Lou Groza Collegiate Place-Kicker Award semifinalist after ranking 10th nationally in field goal percentage (.913) and 20th (second in MW) in points per game among kickers (8.50) and field goals per game (1.50). He set a school single-season record in field goals (21) and field goal percentage (.913), and also had the third-most PATs (56) in a season in school history.

■ Led San Diego State's special teams units in 2015 to a ranking of No. 23 nationally after an average ranking of 79.3 the prior six seasons. The 2015 kickoff return unit ranked second nationally (29.06) and the punt coverage unit ranked 27th in the nation (5.00).

■ In 2015, Penny was the program's first Mountain West Special Teams Player of the Year and the first return specialist on the All-



MW first team in conference history after a season in which he finished second nationally with three kickoff return touchdowns and recorded 33.5 yards per kickoff return.

■ Kicker Donny Hageman captured an All-MW honorable mention nod in 2015, becoming SDSU's first kicker to earn all-conference honors since 2010.

■ Guided long snapper Jeff Overbaugh to a perfect 2015 season (156-for-156) on punt snaps, PAT snaps and field goal snaps, resulting in Rubio Long Snapping Second-Team All-America status. He was also named the Top Specialist at the Reese's Senior Bowl.

→ Previous Experience

■ Served as a head coach from 2003-14, with stops at his alma mater Montana (2003-09) and UNLV (2010-14).

■ In 2014, his special teams units at UNLV were ranked 30th in the nation in ESPN's end-of-season Power Football Index.

■ In 2013, he guided UNLV to its first winning season and first bowl game since 2000. That year, the Rebels advanced to the Heart of Dallas Bowl.

■ In the last 31 seasons, only three head coaches have guided UNLV to a bowl game - Jeff Horton (twice), John Robinson and Hauck - and two of those coaches are currently on the Aztec staff (Hauck and Horton).

■ While serving as head coach at UNLV, Hauck also served as special teams coordinator. In his five seasons at UNLV, the Rebels ranked 34th nationally in kickoff return average (22.3) and 40th nationally in kick-return average allowed (20.7).

■ Served as the head coach at Montana from 2003-09, compiling an 80-17 record and advancing to the FCS playoffs in all seven of his seasons.

■ The 80-17 record during that span made Hauck's Montana squad the highest winning percentage (82.5 percent) amongst the 134 schools that played a game at the FCS level during those seven seasons.

■ Hauck claimed at least a share of the Big Sky Conference title in all seven of his seasons as the Montana head coach and led the Grizzlies to the national championship game on three occasions (2004, 2008 and 2009).

■ In his 97 games as head coach at Montana, the Grizzlies outscored its opponents, 3,079-1,795, for an average of 31.7-18.5.

■ Has coached in the Mountain West and Pac-12 (three different schools) in addition to his extensive experience in the FCS.

→ Education

■ Earned his bachelor's degree in business and physical education from Montana in 1987.

■ Received his master's degree in education administration from UCLA in 1991.

→ Personal

■ Hauck and his wife, Stacy, have four children, Sydney, Alexandra, Elise and Robby.



Hauck File

(pronounced HOWK)

■ Year at San Diego State:

Third Year

■ Hometown:

Big Timber, Mont.

■ Family:

Wife, Stacy, and children, Sydney, Alexandra, Robby and Elise

■ Alma Mater:

Montana, 1988, and UCLA, 1991

■ Coaching Experience:

2015-17 San Diego State
Assoc. Head Coach/STC (2016-17)
Special Teams Coordinator (2015)

2010-14 UNLV
Head Coach / Special Teams Coord.

2003-09 Montana
Head Coach / Special Teams Coord.

1999-2002 Washington
Defensive Backs (2002)
Safeties / Special Teams Coord. (1999-2001)

1995-98 Colorado
Safeties / Special Tms. / Recruiting Coord. (1998)
OLBs / Special Teams Coord. (1995-97)

1993-94 Northern Arizona
OLBs / Special Teams / Recruiting Coord.

1990-92 UCLA
Assistant Recruiting Coordinator (1992)
Graduate Assistant (1990-91)

1988-89 Montana
Defensive Line / Secondary (1989)
Secondary (1988)

1987 Sweet Grass High School (Mont.)
Assistant Coach

Notable Players Coached

→ Rashaad Penny, KR (SDSU)

2015 Fourth-Team Phil Steele All-American, two-time MW Special Teams Player of the Year (2015-16), two-time First-Team All-MW (2015-16)

→ John Baron II, PK (SDSU)

2016 Lou Groza Collegiate Place-Kicker Award Semifinalist, 2016 First-Team All-MW

→ Jeff Overbaugh, LS (SDSU)

2015 Rubio Long Snapping Second-Team All-American, 2015 Reese's Senior Bowl Top Specialist

→ Donny Hageman, PK (SDSU)

2015 Honorable-Mention All-MW

→ Devonte Boyd, WR (UNLV)

2014 MW Freshman of the Year, Second Team All-MW

→ Brett Boyko, OL (UNLV)

2014 Second-Team All-MW

→ Devante Davis, WR (UNLV)

2013 Second-Team All-MW

→ Tim Cornett, RB (UNLV)

2013 Second-Team All-MW

→ Brett Boyko, OL (UNLV)

2013 Second-Team All-MW

→ Nolan Kohorst, PK (UNLV)

2012 First-Team All-MW

→ Deante Purvis, KR (UNLV)

2012 Second-Team All-MW

BOWL GAMES AS A COACH (10)

→ San Diego State

2016 Las Vegas Bowl, 2015 Hawai'i Bowl

→ UNLV

2013 Heart of Dallas Bowl

→ Washington

2002 Sun Bowl, 2001 Holiday Bowl, 2000 Rose Bowl

→ Colorado

1998 Aloha Bowl, 1996 Holiday Bowl, 1996 Cotton Bowl

→ UCLA

1991 Sun Bowl

Danny Gonzales - DC/Safeties

SEVEN STRAIGHT BOWL GAME APPEARANCES ► 21 CONFERENCE CHAMPIONSHIPS



Gonzales File

■ **Year at San Diego State:**
Seventh Year

■ **Hometown:**
Albuquerque, N.M.

■ **Family:**
Wife, Sandra, and children, Cole, Jake, Chloe and Abby

■ **Alma Mater:**
New Mexico, 1998, 2002

■ **Collegiate Playing Experience:**
New Mexico - 1994-98

■ **Coaching Experience:**
2011-17San Diego State
Defensive Coordinator/Safeties (2017)
Safeties (2011-16)

2005-08, 1999-2002.....New Mexico
Special Teams/Safeties (2005-08)
Graduate Asst. (1999-2002)



→ At San Diego State

■ Danny Gonzales enters his seventh season coaching San Diego State's safeties and his first as the defensive coordinator and safeties coach in 2017.

■ Since 2011, SDSU's 100 interceptions are the third most in the country, while its 14 interceptions returned for a touchdown are tied for the fifth most over that span.

■ The Aztecs' 49 interceptions over the last two seasons are the most in a two-year span in FBS play since Boston College had 51 in the 2007 and 2008 campaigns. SDSU led the country in interceptions (26) in 2016.

■ In 2015, the Aztecs finished among the top 10 in the four main defensive categories, including a tie for second with 23 picks, fifth in total defense (287.3), seventh in scoring defense (16.4) and rushing defense (108.7) and 10th in passing defense (178.6).

■ SDSU produced one of the best defensive efforts in school history in 2014, finishing in the top 20 nationally in nearly every defensive category, including scoring defense (13th) and total defense (16th).

■ Coached Nat Berhe and Eric Pinkins, both of whom were selected in the 2014 NFL Draft. Berhe was a fifth-round selection of the New York Giants, while Pinkins went in the sixth round to the defending Super Bowl champion Seattle Seahawks.

■ Under his guidance, Berhe became the first Aztec safety in the Mountain West era (since 1999) to garner all-conference accolades three years in a row. Berhe, who landed on the 2013 preseason watch lists for the Jim Thorpe Award and Lott IMPACT Trophy, capped a brilliant collegiate career with first-team all-MW honors after leading the team with a career-high 99 tackles, including 60 solo stops.

■ As a team in 2012, helped the Aztec defense top the MW in rushing defense with 133.5 yards per game. SDSU also showed dramatic improvement in that statistic at the national level, climbing from the 78th spot in 2011 to the 28th position in 2012.

■ Was part of a staff that saw the Aztec defense finish 2011 with a No. 1 conference ranking in sacks (2.23/g), tackles for loss (6.54/g), interceptions (15) and turnovers gained (28).

→ Previous Experience

■ He previously was a member of Aztec head coach Rocky Long's staff at New Mexico.

■ From 2005-08, worked with the safeties, punters, kickers and deep snappers at UNM. Under his tutelage, the Lobo safeties combined for 55 pass breakups in 2007-08, and the 2007 New Mexico squad ranked 13th nationally in total defense, 14th in scoring defense and 20th in passing defense.

■ Coached placekicker John Sullivan to consensus All-America

honors. A former walk-on, Sullivan nailed a nation's best 29 field goals in 2007.

■ Placekickers Kenny Byrd (first-team all-MW) and James Aho (freshman All-American), and punter Jordan Scott (honorable mention all-MW) also were honored during Gonzales' coaching stint at UNM.

■ Worked with NFL Draft picks defensive back Glover Quin (Houston Texans) and linebacker/defensive back Quincy Black (Tampa Bay Buccaneers) at New Mexico.

■ Was the school's video coordinator from 2003-05 and started his coaching career as a defensive graduate assistant for the Lobos from 1999-2002.

→ Playing Experience

■ Three-year letterwinner at New Mexico as a punter and safety. He earned the team's Chuck Cummings Memorial Award for morale and spirit as a senior.

■ Was a part of the 1997 Lobo squad that won the Western Athletic Conference Mountain Division championship and competed in the Insight.com Bowl. UNM compiled an 9-4 overall record that year, including a 6-2 mark in league action.

→ Education

■ Has a bachelor's degree from New Mexico in business administration and general management and a master's degree in physical education and recreation.

→ Personal

■ Is married to Sandra and has four children, Cole, Jake, Chloe and Abby.

Notable Players Coached

→ Malik Smith, S (SDSU)

Three-time All-MW selection

→ Nat Berhe, DB (SDSU), New York Giants

Three-time All-MW selection, Fifth-round NFL Draft pick in 2014

→ Eric Pinkins, DB (SDSU), Seattle Seahawks

Sixth-round NFL Draft pick in 2014

→ James Aho, PK (New Mexico)

2008 Second-Team Freshman All-American

→ Quincy Black, DB (New Mexico), Tampa Bay Buccaneers

First-Team All-MW, Third-Round NFL Draft pick in 2007

→ Kenny Byrd, PK (New Mexico)

2006 First-Team All-MW selection

→ Clint McPeck, DB (New Mexico)

Played for the UFL's Hartford Colonials

→ Glover Quin, DB (New Mexico), Houston Texans

Fourth-Round 2007 NFL Draft pick, three-time All-MW

→ Jordan Scott, P (New Mexico)

2007 Honorable-Mention All-MW

→ John Sullivan, PK (New Mexico)

2007 Consensus All-American

BOWL GAMES AS A COACH (9)

→ San Diego State

2016 Las Vegas Bowl, 2015 Hawai'i Bowl, 2014 Poinsettia Bowl, 2013 Famous Idaho Potato Bowl, 2012 Poinsettia Bowl, 2011 New Orleans Bowl

→ New Mexico

2007 New Mexico Bowl, 2006 New Mexico Bowl, 2002 Las Vegas Bowl

BOWL GAME AS A PLAYER (1)

→ New Mexico

1997 Insight.com Bowl

Zach Arnett - Linebackers

SEVEN STRAIGHT BOWL GAME APPEARANCES ► 21 CONFERENCE CHAMPIONSHIPS



→ At San Diego State

■ Zach Arnett was promoted to linebackers coach in the spring of 2014 after spending three years as a defensive graduate assistant.

■ Under Arnett's tutelage in 2016, Calvin Munson led SDSU with 116 tackles on the season with a team-high 17 quarterback hurries, 11 tackles for loss, 4.5 sacks and three pass breakups. Munson finished his career ranked sixth at San Diego State in tackles (301) and ninth in sacks (18.0). He was a three-time all-Mountain West pick, including a first-team selection each of his last two seasons. Munson signed as an undrafted free agent with the New York Giants.

■ In 2015, for the second straight season, two Aztec linebackers garnered All-Mountain West honors. Munson was named to the first team, while Jake Fely was a second-team honoree.

■ Two San Diego State linebackers earned all-conference accolades in his first season as a full-time member of the coaching staff, as Josh Gavert and Munson earned honorable mention all-conference recognition in 2014.

■ Helped linebacker Nick Tenhaeff earn All-MW honorable mention recognition in 2013. Tenhaeff led the Aztecs with 15.0 tackles for loss and 5.0 sacks and was third on the squad with 64 tackles combined, including 43 solo stops.

■ Coached two Aztecs - Fely and Derek Largent - to all-league accolades in 2012. Fely had 90 tackles, and led the team in tackles for loss (11.5), sacks (7) and forced fumbles (2) en route to second-team honors, while Largent was an honorable mention pick

with 61 tackles (9.5 TFL), 6.5 sacks, three fumble recoveries, two interceptions and a forced fumble.

→ Playing Experience

■ Prior to his arrival on Montezuma Mesa, Arnett played collegiately for four seasons at New Mexico under current San Diego State head coach Rocky Long.

■ Was a standout linebacker for the Lobos from 2005-08, lettering four times and serving as team captain during his senior campaign.

■ Saw action in 47 games at New Mexico, recording 200 tackles (84 solo, 116 assisted), with four sacks, six forced fumbles and a fumble recovery.

■ Tied for the FBS lead in 2008 with six forced fumbles. Of the five players that had six forced fumbles that season, Arnett played the fewest number of games (12).

■ Started all 12 contests as a senior, recording 92 tackles, including 11 behind the line of scrimmage, and an MW record-tying six forced fumbles. Helped UNM rank 36th nationally in rushing defense in 2008.

■ New Mexico won 25 games during his four-year stint and made consecutive bowl game appearances in 2006 and 2007.

■ Excelled in the classroom, where he was a first-team Academic All-American in 2008. Also was a four-time academic all-conference honoree and scholar-athlete.

■ Originally signed to play for the UNM baseball team coming out of high school, but was given a football scholarship the summer before the start of his true freshman season.

■ Attended La Cueva High School in Albuquerque, competing in both football and baseball. Was a two-time all-state pick at linebacker and three-time selection at catcher.

→ Education

■ Graduated from New Mexico in 2009, with his bachelor's degree in history and a minor in political science.

→ Personal

■ Is married to the former Emily Daniels.



Arnett File

■ **Year at San Diego State:**
Seventh Year

■ **Hometown:**
Albuquerque, N.M.

■ **Family:**
Wife, Emily

■ **Alma Mater:**
New Mexico, 2009

■ **Collegiate Playing Experience:**
New Mexico - 2005-08

■ **Coaching Experience:**
2014-17 San Diego State
Linebackers

2011-13 San Diego State
Graduate Assistant - Defense

Notable Players Coached

→ Calvin Munson, LB (SDSU)

2016 Second-Team Pro Football Focus All-American, 2015 Third-Team Phil Steele All-American, 2016 Lott IMPACT Trophy Quarterfinalist, three-time All-MW pick (2014-16)

→ Jake Fely, LB (SDSU)

Two-time Second-Team All-MW

→ Josh Gavert, LB (SDSU)

2014 Honorable-Mention All-MW

→ Nick Tenhaeff, LB (SDSU)

2013 Honorable-Mention All-MW

→ Derek Largent, LB (SDSU)

2012 Honorable-Mention All-MW

BOWL GAMES AS A COACH (6)

→ San Diego State

2016 Las Vegas Bowl, 2015 Hawai'i Bowl, 2014 Poinsettia Bowl, 2013 Famous Idaho Potato Bowl, 2012 Poinsettia Bowl, 2011 New Orleans Bowl

BOWL GAMES AS A PLAYER (2)

→ New Mexico

2007 New Mexico Bowl, 2006 New Mexico Bowl

Hunkie Cooper - Wide Receivers



SEVEN STRAIGHT BOWL GAME APPEARANCES ▶ 21 CONFERENCE CHAMPIONSHIPS



Cooper File

■ **Year at San Diego State:**
Third Year

■ **Hometown:**
Palestine, Texas

■ **Family:**
Wife, Tiffany, and children, Brianna, AJ and Destini

■ **Alma Mater:**
UNLV, 1991

■ **Collegiate Playing Experience:**
UNLV - 1990-91
Navarro College - 1989

■ **Coaching Experience:**
2015-17San Diego State
Wide Receivers
2009-14....Canyon Springs High (Las Vegas)
Head Coach
2006-08Utah Blaze (AFL)
Defensive Backs (2008)
Defensive Coordinator (2007)
Wide Receivers, Linebackers (2006)

→ At San Diego State

■ Hunkie Cooper enters his third season at San Diego State. He oversees the wide receiver position.

■ In coming to San Diego State, Cooper reunited with his college coach Jeff Horton. Horton, SDSU's associate head coach/offensive coordinator/running backs coach, was Cooper's head coach at UNLV.

■ For the second straight season in 2016, junior Mikah Holder led SDSU in receiving yards (581) and touchdown catches (6). He ranked seventh nationally in catch average (21.5) and third in the Mountain West. Cooper's assistance with Donnel Pumphrey also proved essential, as the running back tied with Holder for the team lead in receptions (27) for 231 yards. Pumphrey was a fourth-round pick of the Philadelphia Eagles in the 2017 NFL Draft.

■ In 2015, Cooper coached Holder to a breakout season, which included a team-high 439 receiving yards and six touchdown catches. He also assisted Pumphrey in a junior year that resulted in Sports Illustrated honorable mention All-America and Mountain West Offensive Player of the Year honors after leading the Aztecs in rushing yards and receptions, one of four players in the nation to accomplish the feat.

→ Previous Experience

■ Prior to coming to The Mesa, Cooper served for six seasons as the head coach at Canyon Springs High in Las Vegas.

■ Under Cooper's direction, CSHS made the Sunrise Region playoffs all six years, earning Northeast Sunrise Divisional Coach-of-the-Year honors on three occasions.

■ In 2014, Canyon Springs was the first Sunrise Region team in more than 40 games to beat perennial power Liberty.

■ One of his top players was Pumphrey, a Heisman candidate, All-American and the NCAA FBS career record holder in rushing yards (6,405). He amassed 4,152 yards and 49 touchdowns on 494 attempts (8.4 avg.) over his career at CSHS. In 2012, Pumphrey rushed for 1,491 yards on 160 carries (9.3 avg.) and 19 touchdowns en route to being named the Gatorade Nevada Player of the Year.

■ Began his coaching career with a three-year stint (2006-08) on the Utah Blaze (Arena Football League) coaching staff, working with the team's defensive backs, wide receivers, linebackers and serving as the defensive coordinator.

→ Playing Experience

■ Cooper had one of the greatest careers in Arena Football League history, coming in as the fifth-greatest player in AFL history by the league's Silver Anniversary Committee.

■ Named to the Arena Hall of Fame in 2011.

■ He led the Arizona Rattlers to a pair of AFL championships (1994 and 1997) and was picked as the MVP of the 1997 AFL Championship game.

■ When he retired in 2005, he was the AFL's all-time leader in nearly all return categories. That year, he had his No. 14 jersey retired by the Rattlers in 2005.

■ In 2001, Cooper was selected to the all-15th Anniversary first team as both a receiver and linebacker. He finished his career with nearly 9,000 receiving yards to go along with 196 tackles and 15 interceptions, including seven for a touchdown.

■ He was named the Ironman of the Year in both 1999 and 2000.

■ He earned Ironman of the Game honors in ArenaBowl XI, returning a kick for a touchdown and intercepting a Kurt Warner pass for another score, as the Rattlers defeated the Iowa Barnstormers, 55-33.

■ Cooper was named the AFL MVP as a rookie in 1993 after totaling 91 receptions for 1,214 yards and 19 touchdowns, and ended up becoming a 12-time all-pro selection.

■ At UNLV, he twice earned All-America honors and all-Big West accolades as a punt returner and kick returner (1989-90).

■ Cooper, who played six different positions with the Rebels, scored four touchdowns as an all-purpose player in his first career Division I game.



■ Was the quarterback for national champion Navarro College in 1989.

→ Education

■ A 1991 graduate of UNLV.

→ Personal

■ Cooper and his wife, Tiffany, have three children: Brianna, A.J., who plays football at Southern Oregon, and Destini.

Notable Players Coached

→ Mikah Holder, WR (SDSU)

Two-time team leader in receiving yards and touchdown catches (2015-16)

→ Donnel Pumphrey, RB (SDSU)

Fourth-Round NFL Draft pick in 2017, 2016 Heisman Trophy Top-10 Finish (tied for 10th), 2016 Doak Walker Award Finalist, 2016 Walter Camp Player of the Year Semifinalist, 2016 First-Team All-American (Sports Illustrated, Walter Camp), 2016 Second-Team All-American (AP, AFCA, USA Today, The Sporting News, two-time Honorable-Mention Sports Illustrated All-American (2014-15), two-time MW Offensive Player of the Year (2015-16), three-time First-Team All-MW (2014-16)

→ DeMarco Murray, RB (Oklahoma)

2014 AP NFL Offensive Player of the Year

→ Juron Criner, WR (Arizona)

Fifth-Round NFL Draft pick in 2012; 209 receptions in college

→ Lynn McGruder, DT (Oklahoma)

Started 11 games for the Sooners in 2004

→ Quinton Carter, FS (Oklahoma)

Fourth-round NFL Draft pick in 2011

BOWL GAMES AS A COACH (2)

→ San Diego State

2016 Las Vegas Bowl, 2015 Hawai'i Bowl

Ernie Lawson - Defensive Line



SEVEN STRAIGHT BOWL GAME APPEARANCES ► 21 CONFERENCE CHAMPIONSHIPS

→ At San Diego State

■ Ernie Lawson enters his second season at San Diego State. He coaches the defensive line.

■ Nationally in 2016, SDSU had the sixth-best rushing defense (105.7), 11th-best total defense (315.4) and 18th-best team passing efficiency defense (115.47) in the country.

■ Under his tutelage in 2016, Alex Barrett was a first-team all-MW selection for the second straight season, becoming the first Aztec defensive lineman to earn first-team all-MW honors multiple times. He finished his SDSU career tied for fourth in sacks (19.0) and tied for seventh in tackles for loss (40.0). Barrett signed as an undrafted free agent with the Detroit Lions in April 2017.

→ Previous Experience

■ Served two seasons as a coach at the high school level.

■ In 2015, he was the defensive line coach and head football strength coach at North Side High in Fort Worth, Texas.

■ Was the head coach, defensive coordinator and head strength coach at American Canyon (Calif.) High, where he implemented the 3-3-5 defense.

■ Spent two years at Michigan as a graduate assistant with the linebackers and defensive line, working under former Aztec head coach Brady Hoke.

■ While at Michigan, he worked with former Baltimore Ravens defensive coordinator Greg Mattison on the intricacies of numerous defenses, including the 3-3-5 in 2014.

→ Playing Experience

■ Lawson captained the 2010 SDSU football team to a 9-4 overall record and the program's first bowl berth since 1998.

■ A four-year letterwinner from 2007-10, Lawson was an Honorable Mention All-MW performer as a senior, recording 30 tackles, including 9.5 for loss.

■ Chosen as San Diego State's co-defensive player of the year in 2010, and received one of the team's captain awards.

■ Voted the Aztecs' Most Inspirational Player in 2007. Lawson was also a multi-time scholar-athlete while at SDSU

→ Education

■ Earned his bachelor's degree in fitness, nutrition and health from San Diego State in December 2010 and his master's degree in kinesiology from Michigan in May 2014.



→ Personal

■ Is married to Alicia and has one daughter, Leila Simone.



Lawson File

■ **Year at San Diego State:**
Second Year

■ **Hometown:**
Vallejo, Calif.

■ **Family:**
Wife, Alicia, and daughter, Leila

■ **Alma Mater:**
San Diego State, 2010
Michigan, 2014

■ **Collegiate Playing Experience:**
San Diego State - 2006-2010

■ **Coaching Experience:**
2016-17San Diego State
Defensive Line

2015 ..North Side High (Fort Worth, Texas)
Defensive Line / Strength Coach

2014American Canyon (Calif.) High
Head Coach / DC / Strength Coach

2012-13Michigan
Graduate Assistant - Defensive Line / Linebackers

Notable Players Coached

→ **Alex Barrett, DT (San Diego State)**

Two-time first-team All-MW honoree; Fourth at SDSU in career sacks (19.0) and tied for seventh in career tackles for loss (40.0)

→ **William Campbell, DT (Michigan)**

Sixth-Round NFL Draft pick in 2013; 2012 Honorable-Mention All-Big Ten

→ **Frank Clark, DE (Michigan)**

Second-Round NFL Draft pick in 2015; 2013 All-Big Ten second-team

→ **Willie Henry, DT (Michigan)**

Fourth-Round NFL Draft pick in 2016; ESPN.com All-Big Ten Freshman Team in 2013

BOWL GAMES AS A COACH (3)

→ **San Diego State**

2016 Las Vegas Bowl

→ **Michigan**

2012 Outback Bowl, 2011 Allstate Sugar Bowl

BOWL GAMES AS A PLAYER (1)

→ **San Diego State**

2010 Poinsettia Bowl

Blane Morgan - Quarterbacks



SEVEN STRAIGHT BOWL GAME APPEARANCES ► 21 CONFERENCE CHAMPIONSHIPS



Morgan File

■ **Year at San Diego State:**
Third Year

■ **Hometown:**
Dallas, Texas

■ **Family:**
Wife, Mandy, and children, Brodie and Camille

■ **Alma Mater:**
Air Force, 1999

■ **Collegiate Playing Experience:**
Air Force - 1997-99

■ **Coaching Experience:**
2015-17San Diego State
Quarterbacks Coach

2003-14Air Force
Offensive Coordinator/QB (2007-14)
Wide Receivers (2005-06)
Varsity/JV Assistant (2003-04)

→ **At San Diego State**

■ Blane Morgan is in his third season at San Diego State as the quarterbacks coach.

■ In 2016, starting quarterback Christian Chapman's 61.0 completion percentage was the third best by an Aztec since 1996. The redshirt sophomore ranked second in the MW in pass touchdown percentage (11th nationally, 8.0) and touchdown-to-interception percentage (T-23rd nationally, 3.33).

■ The 2015 Aztecs went 12 straight games without throwing an interception, the most in SDSU's Division I era. San Diego State finished the year by going without an interception in 208 passes for the country's longest active streak. The team finished second in the conference with a 142.10 passing efficiency rating and 19th nationally with 14.10 passing yards per completion.

→ **Previous Experience**

■ Morgan coached at Air Force from 2003-14 in three different capacities. The last eight seasons of his tenure with the Falcons, he served as offensive coordinator and quarterbacks coach.

■ From 2007-14, when Morgan was the offensive coordinator and quarterbacks coach at Air Force, the Falcons ranked 24th nationally in passing efficiency rating (139.1). During that time, the Falcons ranked third nationally in yards per completion (14.82).

■ As a team, the Falcons enjoyed great success while Morgan served as the offensive coordinator. The Falcons posted a 59-44 record (57.3 percent) and advanced to seven bowl games in that eight-year span.

→ **Playing Experience**

■ A two-year starter and three-time letterwinner at quarterback for Air Force, he posted a 20-3 record as a starter at the position. He owns the highest career winning percentage by any signal caller in Falcons history.

Notable Players Coached

→ **Shaun Carney, QB (Air Force)**

Four-year starter; 5,391 yards passing, 2,561 yards rushing

→ **Tim Jefferson, QB (Air Force)**

Four-year starter; 4,599 yards passing, 1,988 yards rushing

→ **Jordan Eason, OL (Air Force)**

2011 First-Team All-MW

→ **A.J. Wallerstein, OL (Air Force)**

2011 First-Team All-MW

→ **Asher Clark, OL (Air Force)**

2010 First-Team All-MW

→ **Nick Charles, OL (Air Force)**

2009 First-Team All-MW, 2008 & 2007 Second-Team All-MW

→ **Peter Lusk, OL (Air Force)**

2009 First-Team All-MW

→ **Jared Tew, FB (Air Force)**

2009 First-Team All-MW

→ **Chad Hall, WR/RB (Air Force)**

2007 First-Team All-MW

BOWL GAMES AS A COACH (9)

→ **San Diego State**

2016 Las Vegas Bowl, 2015 Hawai'i Bowl

→ **Air Force**

2014 Famous Idaho Potato Bowl, 2012 Bell Helicopter Armed Forces Bowl, 2011 Military Bowl, 2010 AdvoCare V100 Independence Bowl, 2009 Bell Helicopter Armed Force Bowl, 2008 Bell Helicopter Armed Force Bowl, 2007 Bell Helicopter Armed Force Bowl

BOWL GAMES AS A PLAYER (2)

→ **Air Force**

1998 Jeep Oahu Bowl, 1997 Las Vegas Bowl



■ As a senior, Morgan led Air Force to a 12-1 record and earned Western Athletic Conference offensive player-of-the-year honors. He led Air Force to a victory over Washington in the Oahu Bowl.

■ His junior season, Morgan posted a 10-3 record with Air Force.

■ Morgan posted a 3-0 record as a starting quarterback against other service academies.

■ He is the only QB in school history to guide the Falcons to an outright conference title.

■ Was named team most valuable player (1998) as a junior and was the Academy male athlete of the year (1999) as a senior.

■ Ended his three-year career having thrown for 3,324 yards and 22 touchdowns and rushed for 2,567 yards and 39 touchdowns.

■ He recorded multiple interceptions just one time in 28 career games.

→ **Education**

■ Earned his bachelor's degree from Air Force in 1999.

→ **Personal**

■ Morgan and his wife, Mandy, have two children - a son, Brodie, and a daughter, Camille.

■ Morgan played for his father, Barry, at Trinity Christian Academy in Addison, Texas.

■ Blaine's older brother, Beau, was a starting quarterback at Air Force.

Mike Schmidt - Offensive Line



SEVEN STRAIGHT BOWL GAME APPEARANCES ► 21 CONFERENCE CHAMPIONSHIPS

→ At San Diego State

■ Mike Schmidt enters his sixth season as San Diego State's offensive line coach and his ninth as a member of the Aztec staff.

■ Has been influential in San Diego State establishing itself as one of the top rushing programs in the country. Since joining the staff as a full-time assistant coach in 2012, the Aztecs rank 14th nationally in rushing yardage per game (220.7), tied for 17th in rushing touchdowns (152) and 18th in rushing yard per carry (5.1).

■ The 2016 Aztecs set program records in rushing yards (3,680), rushing touchdowns (34), rushing yards per carry (5.8), points (493) and field goals (21).

■ Guided Nico Siragusa in 2016 to *USA Today* First-Team and AP Third-Team All-America accolades. Over his four years, Siragusa blocked for the all-time leading rusher (Donnell Pumphrey), becoming the first San Diego State offensive lineman to be named a first-team all-MW selection twice in league history. He was the second SDSU offensive lineman drafted in the last three years when he was picked in the fourth round by the Baltimore Ravens.

■ In his first collegiate year at the position in 2016, Daniel Brunskill was chosen as a Burlsworth Nominee and captured second-team All-MW honors.

■ In 2015, under his tutelage, Siragusa and Pearce Slater earned All-Mountain West first-team honors, the first time in MW history that the Aztecs had two first-teamers on the offensive line and the first time in any league since 1998 (WAC - Pacific Division). It was also the fourth straight season multiple offensive linemen earned all-conference honors.

■ The 2015 Aztecs finished fifth in the nation in red zone offense (94.1 pct.), 14th in rushing yards per game (233.3) and 17th in time of possession (32:43).

■ In 2014, San Diego State set a then-school record for yards per carry, averaging 5.4 yards per rush. That figure ranked 13th nationally.

■ Terry Poole (first team) and Darrell Greene (honorable mention) both earned all-conference accolades on the offensive line in 2014. It marked the third consecutive season that at least two Aztec o-linemen were honored by the league. Poole was drafted in the fourth round by the Seattle Seahawks.

■ Under his guidance, SDSU ran for at least 2,000 yards as a team and produced a 1,000-yard rusher for the fifth year in a row in 2013.

■ In 2013, the Aztec offensive line helped pave the way for a rushing attack that totaled over 2,000 yards for the fourth consecutive year for the first time in school history.

■ Coached multiple all-Mountain West selections for the second year in a row in 2013 after tackle Bryce Quigley earned second-team distinction and guard Poole received honorable mention.

■ In his first year as assistant coach in 2012, the Aztec offensive line helped establish team rushing records with 2,869 yards in 578 attempts.

■ In 2012, had three players garner all-MW accolades that same season. Guard Nik Embernate signed a free agent contract with the Pittsburgh Steelers after collecting first-team honors; center Alec Johnson was a second-team selection for the second straight year, while Quigley landed on the honorable mention squad.

■ Was SDSU's graduate assistant on the offensive side of the ball for two years from 2010-11, working primarily with the offensive line. In 2010, the Aztecs tied for fifth nationally in fewest sacks allowed (0.69/g) and ranked seventh (0.85/g) in the same category in 2011.

■ In 2011, helped mentor Tommie Draheim, who became the first Aztec offensive lineman to earn first-team all-MW recognition since 2003. Draheim inked a free agent contract with the Kansas City Chiefs in the spring of 2013 after spending time with the Green Bay Packers and New England Patriots camps in 2012.

■ In 2009, volunteered as a student assistant with the team, while completing his undergraduate degree.



→ Playing Experience

■ Played offensive line for San Diego State from 2005-08 and was a captain in his senior campaign.

■ A former walk-on the defensive line, he changed sides of the ball and earned a scholarship in the fall of 2007.

■ Team captain at Madison High School in San Diego from 2004-05. Led the Warhawks to two Harbor League titles, while earning second-team all-CIF, league co-offensive player-of-the-year and first-team all-league honors as a senior.

■ Played in the 15th annual Alex Spanos All-Star Classic and was a *San Diego Union-Tribune* all-academic pick.

→ Education

■ Graduated from San Diego State with his bachelor's degree in criminal justice in the fall of 2009.

→ Personal

■ Schmidt and his wife, Jennifer, reside in San Diego.



Schmidt File

■ **Year at San Diego State:**
Sixth Year

■ **Hometown:**
San Diego, Calif

■ **Family:**
Wife, Jennifer

■ **Alma Mater:**
San Diego State, 2009

■ **Collegiate Playing Experience:**
San Diego State - 2005-08

■ **Coaching Experience:**
2009-17 San Diego State
Offensive Line (2012-17)
Graduate Assistant - Offense (2010-11)
Student Assistant (2009)

Notable Players Coached

→ Nico Siragusa, OL (SDSU)

2017 NFL Draft pick, 2016 *USA Today* First-Team and Associated Press Third-Team All-American, two-time first-Team All-MW (2015, 2016)

→ Pearce Slater, OL (SDSU)

2015 First-Team All-MW

→ Bryce Quigley, OL (SDSU)

Two-time All-Mountain West selection

→ Terry Poole, OL (SDSU)

2013 Honorable-Mention All-MW, 2014 First-Team All-MW, 2015 NFL Draft Pick

→ Nik Embernate, OL (SDSU)

2012 First-Team All-MW

→ Alec Johnson, OL (SDSU)

2011-12 Second-Team All-MW selection, Rimington Trophy Watch List

BOWL GAMES AS A COACH (7)

→ San Diego State

2016 Las Vegas Bowl, 2015 Hawai'i Bowl, 2014 Poinsettia Bowl, 2013 Famous Idaho Potato Bowl, 2012 Poinsettia Bowl, 2011 New Orleans Bowl, 2010 Poinsettia Bowl

Tony White - Cornerbacks/Recruiting

SEVEN STRAIGHT BOWL GAME APPEARANCES ► 21 CONFERENCE CHAMPIONSHIPS



White File

- **Year at San Diego State:**
Ninth Year
- **Hometown:**
El Paso, Texas
- **Alma Mater:**
UCLA, 2002
- **Family:**
Wife, Angela, son, Anthony III, daughter, Ava
- **Collegiate Playing Experience:**
UCLA - 1997-2000
- **Coaching Experience:**
 - 2009-17San Diego State
Cornerbacks (2009-17)
Recruiting Coordinator (2011-17)
 - 2008New Mexico
Linebackers
 - 2007UCLA
Graduate Asst. - Football Operations
 - 2006St. Genevieve High School
Head Coach

→ At San Diego State

- Tony White joined the Aztec coaching staff in January 2009 and is in charge of the team's cornerbacks for the ninth straight season. In 2011, he added duties as SDSU's recruiting coordinator.
- Since 2011, SDSU's 100 interceptions are the third most in the country, while its 14 interceptions returned for a touchdown are tied for the fifth most over that span.
- The Aztecs' 49 interceptions over the last two seasons are the most in a two-year span in FBS play since Boston College had 51 in the 2007 and 2008 campaigns. SDSU led the country in interceptions (26) in 2016.
- With White's guidance, in 2016, Damontae Kazee earned his second MW Defensive Player of the Year honor. Kazee became the first cornerback in MW history to win the defensive player-of-the-year award twice and the fifth player overall. Kazee, the program's career record-holder in interceptions, was the first Aztec in program history with six or more interceptions in consecutive seasons. In the 2017 NFL Draft, Kazee was selected as the 149th overall pick in the fifth round by the Atlanta Falcons.
- In 2015, San Diego State produced one of its best defensive years in program history en route to a Mountain West Championship. The Aztecs finished second nationally with 23 interceptions and 10th in passing efficiency defense (108.71).
- Under White's direction, Kazee was named the 2015 Mountain West Defensive Player of the Year, a second-team All-American selection by *USA Today*, was an honorable-mention pick by *Sports Illustrated* and a first-team all-MW honoree. His eight interceptions were tied for second most nationally and tied for the most in SDSU's Division I era and in MW single-season history.
- Kazee and J.J. Whittaker (second team) earned MW honors for the second-straight year after earning spots on the 2014 team (Kazee - second team; Whittaker - second team). That year, White was named the Rivals.com Non-Power 5 Top Recruiter.
- San Diego State intercepted 14 passes in 2014 which tied for 29th nationally. The Aztecs ranked third in 2014 in pass efficiency defense (112.1) and allowed just 10 touchdowns through the air (second among Mountain West schools). White also guided SDSU's punt return unit to a league-leading punt return average.
- In 2013, White earned Scout.com MW Recruiter-of-the-Year honors for a second time. He helped Whittaker receive all-Mountain West honorable mention accolades in his first year of collegiate play in 2013. Whittaker led the squad with 14 passes defended (3 interceptions, 11 pass breakups), which ranked fifth in the MW..
- Under White's guidance, Leon McFadden became the fifth Aztec player in program history and the first since Kirk Morrison (2002-04) to garner first-team all-conference accolades in three consecutive seasons. McFadden, who owns the SDSU career record with 39 passes defended, was a third-round draft pick of the Cleveland Browns in the 2013 NFL Draft after setting career highs with 61 tackles and three interceptions, including two for touchdowns, during his senior campaign in 2012.
- In 2011, White was named the Scout.com MW Recruiter of the Year and both of the team's starting cornerbacks, McFadden and senior Larry Parker, earned first-team all-league honors. Parker, who was an honorable mention All-American by *SI.com*, led the Mountain West in interceptions with seven to tie for fourth nationally in his first campaign as a starter. His seven picks were the most by an Aztec since 1969, and were then tied for third in program history.
- Helped the Aztec defense improve substantially in the national rankings in 2010, climbing from 62nd to 10th in pass efficiency defense (113.4) and from 53rd to 39th in pass defense (205.0 ypg.). SDSU allowed less than 200 yards through the air in eight of 13 contests.
- In 2010, he tutored McFadden to his initial first-team all-conference accolade, while the team's other starting corner, senior Jose Perez, received honorable mention all-league recognition. The pair both ranked in the top five in the MW in passes defended.
- In 2009, SDSU surrendered only 15 passing touchdowns, including four in non-conference action, after giving up 21 TDs in 2008. Opponents scored one passing touchdown or fewer in eight of 12 games.

Notable Players Coached

- **Damontae Kazee, CB (SDSU)**
2017 NFL Draft pick, SDSU career record-holder in INT, two-time MW Defensive Player of the Year (2015-16), 2015 *USA Today* Second-Team All-American, Set MW record/second nationally in INTs in 2015, 2014 Second-Team All-MW
- **J.J. Whittaker, DB (SDSU)**
Two-time Second-Team All-MW; 2013 Honorable Mention All-MW
- **Leon McFadden, DB (SDSU) Cleveland Browns**
2013 NFL Draft pick, Three-time First-Team All-MW selection, Led the MW in passes defended in 2010 and 2011
- **Larry Parker, DB (SDSU)**
2011 *SI.com* Honorable Mention All-American, 2011 First-Team All-MW, Led MW/Fourth nationally in INTs in 2011
- **Jose Perez, DB (SDSU)**
2010 Honorable-Mention All-MW
- **Zach Arnett, LB (New Mexico)**
2008 First-Team Academic All-American, 2008 All-MW Honorable Mention, Tied for national lead in fumbles caused in 2008
- **Herbert Felder, LB (New Mexico)**
2008 Honorable Mention All-MW

BOWL GAMES AS A COACH (7)

- **San Diego State**
2016 Las Vegas Bowl, 2015 Hawai'i Bowl, 2014 Poinsettia Bowl, 2013 Famous Idaho Potato Bowl, 2012 Poinsettia Bowl, 2011 New Orleans Bowl, 2010 Poinsettia Bowl

BOWL GAMES AS A PLAYER (3)

- **UCLA**
2000 Sun Bowl, 1999 Rose Bowl, 1998 Cotton Bowl

→ Previous Experience

- Came to San Diego State after spending 2008 alongside current Aztec head coach Rocky Long at New Mexico. White was in charge of the Lobos' linebackers.
- At UNM, coached two honorable mention all-conference linebackers in (current SDSU assistant coach) Zach Arnett and Herbert Felder. New Mexico ended 2008 ranked 26th nationally in rushing defense, 45th in total defense and 46th in scoring defense.
- Before moving to Albuquerque, served as the graduate assistant in football operations at UCLA in 2007. White assisted with the day-to-day operations and administration, recruiting administration and provided professional scouts with player information and videos.
- In 2006, was the head football coach at St. Genevieve High School in Panorama City, Calif., where he led the team to its best record in 13 seasons and coached two first-team all-CIF selections.

→ Playing Experience

- Was a three-year starter and four-year letterman at outside linebacker for Bob Toledo at UCLA from 1997-2000.
- Served as a team captain during his senior campaign in 2000, making 64 tackles and earning the team's N.N. Sugarman Award for Best Leadership.
- Spent four seasons playing in the Canadian Football League for the Calgary Stampeders, Ottawa Renegades and Hamilton Tiger-Cats.

→ Education

- Received his bachelor's degree in history from UCLA in 2002.

→ Personal

- White and his wife, Angela, have two children, Anthony III and Ava Chae Yun.

Kevin McGarry - Player Personnel

SEVEN STRAIGHT BOWL GAME APPEARANCES ► 21 CONFERENCE CHAMPIONSHIPS



→ At San Diego State

■ Kevin McGarry enters his seventh season as a full-time member of the San Diego State football staff.
■ He is one of four members of the San Diego State staff who have been a collegiate head coach at another school (Rocky Long, Bobby Hauck, Jeff Horton and McGarry).

Notable Players Coached

→ **Miles Burris, LB (SDSU), Oakland Raiders**
First-Team All-MW honoree, 2012 NFL Draft pick
→ **Dylan Ching, WR (USD)**
Finished career as school's all-time leading receiver, Drafted by CFL's Saskatchewan Roughriders
→ **Jeb Dougherty, DB (USD)**
Two-time Academic All-American, NCAA Division I-AA All-American, AP Third-Team I-AA All-American
→ **Dan Herbert, DB (USD)**
Kodak College Div. II All-American, Academic All-American
→ **Dylan Mora, P (USD)**
I-AA Sports Network Mid-Major First-Team All-American
→ **Doug Popovich, DB (USD)**
Two-Time First-Team Academic All-American, AFCA Third-Team All-American, Sports Network Third-Team and Honorable-Mention All-American
→ **Eric Rasmussen, QB (USD)**
AFCA All-American, Led the nation in passing efficiency in 2002

BOWL GAMES AS A COACH (3)

→ **San Diego State**
2013 Famous Idaho Potato Bowl, 2012 Poinsettia Bowl, 2011 New Orleans Bowl

BOWL GAMES AS AN ADMINISTRATOR (3)

→ **San Diego State**
2016 Las Vegas Bowl, 2015 Hawai'i Bowl, 2014 Poinsettia Bowl

■ After serving as special teams coach in 2012 and 2013 following a stint as linebackers coach in 2011, he assumed the title of director of player personnel in March 2014.

■ In his current role, McGarry handles the day-to-day administrative duties of the Aztecs' recruiting efforts and will contribute to the team's overall talent evaluation.

■ Coached two players - punter Joel Alesi (Oct. 7) and return specialist Tim Vizzi (Nov. 25) - who received Mountain West Special Teams Player-of-the-Week recognition in 2013. Alesi was also named to the Ray Guy Award watch list, while Vizzi tied a school record with two punt returns for touchdowns last year.

■ Oversaw a special teams unit that returned two kicks for touchdowns in 2012. Also coached two players in kicker Chance Marden (Oct. 22) and returner Colin Lockett (Nov. 5), who earned Mountain West Special Teams Player-of-the-Week honors.

■ In 2011, coached first-team all-conference linebacker Miles Burris, who led the league in tackles for loss with 19.5, which ranked ninth nationally. Burris also was named to watch lists for the Butkus, Lombardi and Nagurski Awards and was selected in the fourth round the 2012 NFL Draft by the Oakland Raiders.

■ Two of McGarry's linebackers, Burris and Logan Ketchum, also received acclaim for their work in the classroom. In the spring of 2012, Burris earned a spot on the National Football Foundation (NFF) Hampshire Honor Society and was a semifinalist for the NFF's William V. Campbell Trophy. Ketchum, meanwhile, was named the 2011-12 SDSU Student-Athlete of the Year and became the first Aztec football player to secure a spot on the Capital One Academic All-District 8 first team since 2006.

■ Before beginning his current position, served as an assistant to the Aztec coaches from 2009-10.

→ Previous Experience

■ Moved across town after eight campaigns as the head football coach at the University of San Diego from 1996-2003. McGarry compiled a 39-37 overall record with five seasons at .500 or above. His squads also were ranked nationally on three occasions.

■ Under McGarry's direction, the Toreros were the No. 1 offense in the nation (Div. I-AA) in 2003, and consistently were rated in the top 20 in various defensive categories. In 2002, he helped then junior quarterback Eric Rasmussen lead the nation in passing efficiency (164.2).

■ Was named the Pioneer Football League Coach of the Year in 2002, and had eight players garner All-America honors during his tenure.

■ Prior to being named head coach, was USD's defensive coordinator from 1980-95, and was an assistant coach at the school from 1978-80.

■ Also was the Toreros' head softball coach from 1980-85.

→ Playing Experience

■ Began his collegiate career at Saddleback College in Mission Viejo, Calif., where he started at wide receiver and defensive back from 1974-75. He was tabbed the team's MVP his final campaign and was later inducted into Saddleback's Athletic Hall of Fame.

■ Transferred to the University of San Diego, playing on both sides of the ball at wide receiver and defensive back from 1976-77. He picked up team defensive player-of-the-year honors his senior season.

→ Education

■ Has a bachelor's degree in English/diversified liberal arts and a master's in educational administration from the University of San Diego.

→ Personal

■ McGarry and his wife, Mary Ann, have four sons, Pat, Mike, Timbo and Matt.



McGarry File

■ **Year at San Diego State:**
Seventh Year

■ **Hometown:**
San Diego, Calif.

■ **Family:**
Wife, Mary Ann, and children, Pat, Mike, Timbo and Matt

■ **Alma Mater:**
San Diego, 1979, 1985

■ **Collegiate Playing Experience:**
Saddleback College - 1974-75
University of San Diego - 1976-77

■ **Professional Experience:**
2014-17 San Diego State
Director of Player Personnel

■ **Coaching Experience:**
2011-13 San Diego State
Special Teams (2012-13)
Linebackers (2011)

1978-2003 San Diego
Head Coach (1996-2003)
Defensive Coordinator (1980-95)
Assistant Coach (1978-80)

Jashon Sykes - Asst. A.D. - Football Ops

SEVEN STRAIGHT BOWL GAME APPEARANCES ► 21 CONFERENCE CHAMPIONSHIPS



Sykes File

■ **Year at San Diego State:**
Fifth Year

■ **Hometown:**
Los Angeles, Calif.

■ **Family:**
Wife, Qiana, and children, Joslyn, Autumn and Semion

■ **Alma Mater:**
Colorado, 2002

■ **Collegiate Playing Experience:**
Colorado - 1998-2002

■ **Professional Experience:**
2013-17San Diego State
Director of Football Operations

2006-12Colorado
Director of Football Operations (2011-12)
Asst. Operations Dir. and Coord. of Football
Relations (2009-10)
Dir. of On-Campus Recruiting (2007-08)
Adm. Asst. - Recruiting and Operations (2006)

2007-08Denver Broncos
Training Camp Assistant Coach

→ At San Diego State

■ Jashon Sykes begins his fifth season at San Diego State as the team's Director of Football Operations and his third as the Assistant Athletic Director for Football Operations, overseeing the day-to-day operations of the football program including scheduling, budgeting, and team travel.

■ Sykes works closely with members of the campus community including the faculty, housing & dining, and academic advising. Other duties include game day management, community outreach, the coordination and planning of team events related to the football program, the annual team awards banquet and special projects.

■ Sykes also serves as the football team's NFL liaison, managing and coordinating pro day, and assisting the potential NFL Aztecs with transitioning from college to the NFL.

→ Previous Experience

■ Before his arrival on Montezuma Mesa, Sykes spent seven years as an administrator at his alma mater, Colorado, including the last two as the Buffaloes' director of football operations in 2011-12. Also served as director of the team's elite high school summer camp.

■ Returned to the Boulder campus in 2006 following a four-year pro playing career, working as an administrative assistant in recruiting and operations for one season before taking on the role of on-campus recruiting director in 2007-08.

■ Spent two summers with the Denver Broncos as a training camp assistant coach. Worked with the linebackers as an intern in 2007, before assuming a dual role in 2008 with the operations department while assisting the defensive line.

→ Playing Experience

■ Starred at linebacker for Colorado, finishing 10th on the school's all-time list with 330 tackles. Also amassed 33 tackles for a loss and 12.5 quarterback sacks during his collegiate career.

■ Played in all 12 games as a true freshman in 1998, starting four of the last five games of the year, including the Buffaloes' victory over Oregon in the Aloha Bowl. Received first-team freshman All-

America honors from *The Sporting News* after making 52 tackles, including 14 in the regular-season finale against Nebraska.

■ Garnered second-team All-America accolades from *Football News* and was a first-team all-Big 12 selection by the Associated Press following his sophomore campaign in 1999. Finished second in the conference with 134 tackles (82 solo), becoming just the fifth Colorado sophomore to lead the team in that statistic since 1965. Also topped the nation with a school-record seven forced fumbles.

■ Was named defensive MVP of the Insight.com Bowl that season after recording nine tackles and returning an interception for a touchdown in the Buffaloes' romp over Boston College.

■ Earned honorable mention all-Big 12 recognition as a junior in 2000, after totaling 111 tackles (78 solo), 3.5 sacks, two pass deflections and one interception.

■ Appeared on preseason watch lists for both the Butkus and Lombardi Awards prior to his senior campaign in 2001. Started the first four games that year before suffering a herniated disc. Opted to declare for the NFL Draft in lieu of pursuing a medical redshirt.

■ Played two seasons for the Denver Broncos in 2003 and 2004 after landing on the team's practice squad in 2002. Made 11 starts during the 2003 season, helping the Broncos post the NFL's fourth-ranked defense by collecting 65 tackles, two fumble recoveries and a block punt. Ended his professional playing career with the Washington Redskins.

■ Prepped at Serra High School in Gardena, Calif., landing on multiple All-America lists. Additionally earned a spot on the *Long Beach Press-Telegram's* prestigious Best-in-the-West Team, receiving a maximum 10 votes. Also won three varsity letters in track as a sprinter and one in basketball.


→ Education

■ Received his bachelor's degree in ethic studies from Colorado in 2002.

→ Personal

■ He and his wife, Qiana, have two daughters, Joslyn and Autumn, and a son, Semion.





Adam Hall

Assistant Athletic Director - Strength and Conditioning
Eighth Year at San Diego State
San Diego State '04



Hall File

■ **Year at San Diego State:**
Eighth Year

■ **Hometown:**
Austin, Texas

■ **Family:**
Wife, Tracy, and two children

■ **Alma Mater:**
San Diego State, 2004

■ **Collegiate Playing Experience:**
2000-03
San Diego State

1999
Texas

■ **Coaching Experience:**
2015-17
San Diego State
Assistant A.D. - Strength and Conditioning

2012-15
San Diego State
Football Strength & Conditioning Coach

2011
Texas
Recruiting Coordinator

2010
Texas
Graduate Asst. - Offense

2009-10
San Diego State
Assistant Strength & Conditioning Coach

→ At San Diego State

■ Former Aztec quarterback Adam Hall is in his eighth season in the strength and conditioning program at San Diego State and will begin his sixth overseeing the football program.
■ He was promoted to assistant athletic director for strength and conditioning in March 2015 after serving as interim director of strength and conditioning during the 2014 football campaign.
■ Worked at SDSU as the assistant strength and conditioning coach from January 2009 until May 2010 during current head coach Rocky Long's first 16 months with the Aztecs. Hall assisted then-strength and conditioning coach Aaron Wellman with all workouts.

→ Previous Experience

■ Prior to returning to Montezuma Mesa, he spent two years at Texas where he was the Longhorns' offensive graduate assistant in 2010 and the program's recruiting coordinator in 2011.
■ Texas compiled an 8-5 mark in 2011, capped by a victory over California at the Holiday Bowl in San Diego.

→ Playing Experience

■ Started his collegiate playing career at Texas in 1999, before transferring to San Diego State after his freshman campaign.
■ As an Aztec, needed just three seasons to become a 5,000-yard passer, one of only nine players to accomplish that feat at SDSU. Playing through injuries, he still managed to record 423 completions, 5,173 passing yards and 24 touchdowns.
■ Produced two of the best individual passing games in school history, throwing for 516 yards against Arizona State on Sept. 14, 2002, and 506 yards at Idaho on Sept. 21, 2002. His 60 attempts against the Sun Devils were a school-record until Adam Dingwell threw 63 times in the 2013 opener vs. Eastern Illinois. In addition, he led the Mountain West in passing efficiency his junior season.
■ In the school's career record book, ranks ninth in attempts, eighth in completions and ninth in passing yards.
■ Nominated for the 2003 Davy O'Brien Award and was an honorable mention all-league selection as a junior. He also served as one of the team's captains his final campaign.
■ Prepped at Westlake High School in Austin, Texas, where he was a decorated athlete, earning first-team 5A all-state honors by the *Associated Press* and second-team accolades by the Texas Sports Writers Association.

→ Education

■ Earned his bachelor's degree from San Diego State in 2004 in public administration.
■ CSCCA and USAW certified.

→ Personal

■ Hall and his wife, Tracy, have two children.

Derrick Baker

Assistant Strength & Conditioning Coach
Second Year at San Diego State
San Diego State '14



→ At San Diego State

■ San Diego State graduate Derrick Baker is in his second season as an assistant strength and conditioning coach with the Aztecs.
■ He serves as the strength and conditioning coach for track and field, cross country and men's golf, assisting with football.
■ Upon graduating with his bachelor's degree in 2014, Baker served as an intern with the Aztecs' strength and conditioning program from January 2013 until December 2014.
■ While working toward his bachelor's degree, he was the head student manager with San Diego State football from 2012-14, conducting daily football operations, assisting with defensive line positions, coordinating practices and games and issuing and maintaining athletic gear and equipment.

→ Previous Experience

■ After serving nearly two years as an intern with San Diego State's strength and conditioning staff, he was an intern from January 2015 to July 2015 with California's strength and conditioning program, assisting with football, men's rowing and men's gymnastics.

→ Education

■ Earned his bachelor's degree from San Diego State in 2014 in kinesiology.
■ NSCA and USAW certified.

Orin Catrett

Assistant Strength & Conditioning Coach
Eighth Year at San Diego State
San Diego State '09, '13



→ At San Diego State

■ Two-time San Diego State graduate Orin Catrett is in his eighth year at San Diego State and is in his second season working with Aztec Football.
■ In addition to his duties with SDSU football, he is the head strength and conditioning coach for softball, men's and women's tennis and the club rugby team.
■ After earning his bachelor's degree from SDSU, he served as a graduate assistant with the Aztecs' strength and conditioning department from January 2009 to January 2011.
■ Upon earning his M.A. in kinesiology, he served as a strength and conditioning assistant at San Diego State, working primarily with men's and women's tennis, rowing, club rugby, baseball and softball.

→ Playing Experience

■ Played football at Arkansas State for the 2005 and 2006 seasons.
■ Prepped at Live Oak High School in Morgan Hill, Calif., where he earned all-conference honors as a senior.

→ Education

■ Earned his bachelor's degree in kinesiology with a concentration in exercise science from San Diego State in 2009 and his master's degree in the same subject from SDSU in 2013.
■ CSCS and USAW certified.

Graduate Assistants

SEVEN STRAIGHT BOWL GAME APPEARANCES ► 21 CONFERENCE CHAMPIONSHIPS



Adam Roberts

Graduate Assistant - Offense
First Year at San Diego State
San Diego State '15



→ At San Diego State

■ Adam Roberts is in his first season as a graduate assistant coach on the offensive side of the ball after completing his eligibility in 2015 with the Aztecs as a tight end and a fullback.

→ Playing Experience

- Started 34 of 49 games played in four years atop Montezuma Mesa.
- Was named to the Earl Campbell Tyler Rose Award Watch List as a senior for his ties to Texas, and his display of performance, integrity and tenacity.
- Started every game his junior and senior seasons.
- Earned Academic All-Mountain West honors each of his four seasons donning the Scarlet and Black.
- At the tight end and fullback positions during his career, recorded 38 receptions and six touchdowns while averaging 93.25 receiving yards per season
- Had a career year in 2013 as a junior, logging 217 receiving yards on 20 receptions with three touchdowns.
- Attended Coronado High School in El Paso, Texas, where he was a two-time first-team all-district and all-city honoree in football.

→ Education

- Earned his bachelor's degree in public administration from San Diego State in 2015.
- Currently pursuing his master's degree in liberal arts and sciences.

→ Personal

- Born Sept. 28, 1992 in El Paso, Texas

Roberts File

■ **Year at San Diego State:**
First Year

■ **Hometown:**
El Paso, Texas

■ **Alma Mater:**
San Diego State, 2015

■ **Collegiate Playing Experience:**
2011-14
San Diego State

■ **Coaching Experience:**
2017
San Diego State
Graduate Asst. - Offense



Zach Shapiro

Graduate Assistant - Defense
Third Year at San Diego State
San Diego State '10



→ At San Diego State

■ Zach Shapiro is in his third season as a graduate assistant coach at San Diego State. His focus is on the defensive side of the ball.

→ Playing Experience

- Played defensive line for San Diego State and ended his career in 2009. Once his football eligibility had expired, he played on the SDSU rugby club team.
- Played in all 12 games for the Aztecs during his senior season, recording 18 tackles (eight solos), three tackles for loss and a quarterback sack.
- Saw action in seven games for the Aztecs during the 2008 campaign.
- Originally a walk-on at San Diego State, he earned a scholarship his senior season.
- Played football at Claremont High School, where he was a first-team all-league selection on both offense and defense.
- Played defensive line and fullback.
- Team won the Baseline League title three consecutive years.
- Served as team captain, notching 96 tackles, 10 sacks and five forced fumbles in 2004.

→ Coaching Experience

- Served as a linebackers coach and special teams coordinator at Hoover High from 2012-14.
- The team claimed the league title in 2014 and advanced to the CIF championship game for the first time in school history.
- He also coached the rugby team and served as the track and field strength and conditioning coach while at Hoover.

→ Education

- Shapiro graduated from San Diego State in 2010 with a degree in social science and an emphasis in anthropology.
- He is currently enrolled in homeland security graduate program.

→ Personal

- Born Nov. 5, 1987, in Claremont, Calif.
- Son of Arthur and Mary Jane Shapiro.

Shapiro File

■ **Year at San Diego State:**
Third Year

■ **Hometown:**
Claremont, Calif.

■ **Alma Mater:**
San Diego State, 2010

■ **Collegiate Playing Experience:**
2008-09
San Diego State

2007
Mt. San Antonio College

2005-06
Nevada

■ **Coaching Experience:**
2015-17
San Diego State
Graduate Asst. - Defense



Graduate Assistants/Support Staff



SEVEN STRAIGHT BOWL GAME APPEARANCES ► 21 CONFERENCE CHAMPIONSHIPS

Demetrius Sumler

Graduate Assistant - Defense/Special Teams
Second Year at San Diego State
Colorado '11



Sumler File

■ **Year at San Diego State:**
Second Year

■ **Hometown:**
San Diego, Calif.

■ **Family:**
Wife, Marissa

■ **Alma Mater:**
Colorado, 2011

■ **Collegiate Playing Experience:**
2012
Central Washington

2006-09
Colorado

■ **Coaching Experience:**
2016-17
San Diego State
Graduate Asst. - Offense

→ At San Diego State

■ Demetrius Sumler is in his second year at San Diego State. He works with the Aztecs' defense and special teams.

→ Playing Experience

■ Played for Novi Sad GAT Dukes of the Serbian Association of American Football for the 2014 season.
■ Completed his final season of eligibility at Central Washington in 2012, where he helped the Wildcats to its seventh GNAC title in 10 years en route to earning first-team all-conference honors on offense.

■ Tied the program's single-game rushing touchdown record with five in a homecoming win over Simon Fraser.

■ A three-year letterwinner at Colorado where he played in 36 games for the Buffaloes from 2007-09, making 14 starts.

■ Over his career at Colorado, rushed 199 times for 714 yards and nine touchdowns, averaging 19.8 rushing yards per game. He also notched 45 receptions for 333 receiving yards to average 7.4 yards per carry.

■ Was the team's Gold Group Commitment Award winner in 2008 and 2009, given by the coaches to the player committed to all-around excellence. Also named the Fred Casotti Award winner as a sophomore as the most improved offensive back during spring practice.

■ A four-year letterwinner at San Diego's Cathedral Catholic High School in football, where he graduated as the No. 48 running back in the nation (and the No. 98 overall prospect in California) according to *Rivals.com*.

■ Completed his prep career as the San Diego area's all-time leading rusher with 5,696 yards, as well as scoring a combined 67 career touchdowns.

→ Education

■ Graduated from Colorado in 2011 with his bachelor's degree in economics.

■ Currently pursuing his master's degree in liberal arts and interdisciplinary studies.

→ Personal

■ Sumler and his wife, Marissa, live in San Diego.



Jackson Eskierka

Graduate Assistant - Offense
First Year at San Diego State
San Diego State '16



→ At San Diego State

■ Jackson Eskierka is in his fifth year at San Diego State and his first year as a graduate assistant with the football program.

■ From the 2013 through the 2016 seasons, Eskierka was an athletic equipment manager and coaches' assistant for the football team.

■ As an athletic equipment manager, he directed a team of 10 student equipment managers. He also assisted with in-game equipment-related issues, the set up and execution of practices, equipment issue and maintenance and laundry.

■ As a coaches' assistant, during games, he charted plays for

the offensive coaching staff.

→ Education

■ Graduated from San Diego State in December 2016 with his bachelor's degree in sociology, appearing on the Dean's List three times.

■ Currently pursuing his master's degree in liberal arts and interdisciplinary studies.

Jake Laudenslayer

Assistant for Football Recruiting
Fourth Year at San Diego State
Cal Lutheran '11



→ At San Diego State

■ Jake Laudenslayer is in his fourth year at San Diego State and his first year as the assistant for football recruiting.

■ As an offensive graduate assistant working with the Aztec tight ends, he guided David Wells to a spot on the All-MW second team after his four touchdowns were tied for the 22nd most in the country among tight ends.

→ Previous Experience

■ Served as wide receivers coach during the 2012 campaign at his alma mater, Cal Lutheran. Helped Eric Rogers earn Southern California Intercollegiate Athletic Conference Offensive Player-of-the-Year honors.

→ Playing Experience

■ Starred at quarterback for two seasons at Cal Lutheran, leading the Kingsmen to consecutive SCIAC championships.

■ Was named the league's offensive player of the year in 2011 after directing CLU to its second straight NCAA Division III playoff appearance.

■ Threw for a combined 4,256 yards and 37 touchdowns during his stint on the Thousand Oaks campus, completing 297 passes on 471 attempts. Also rushed for 620 yards with seven TDs.

■ Signed with Marshall in 2009, but did not see action.

■ Played two seasons at Mendocino College in Ukiah, Calif., following his prep career. Garnered first-team all-state accolades and collected Bay Valley Conference Most Valuable Player honors after leading the Eagles to the league championship in 2007. Also earned first-team all-BVC honors as a sophomore in 2008.

■ Attended Grace Davis High School in Modesto, Calif., where he was an all-Metro League selection in football.

→ Education

■ Graduated from Cal Lutheran in the fall of 2011 with his bachelor's degree in marketing communications.

Support Staff

SEVEN STRAIGHT BOWL GAME APPEARANCES ► 21 CONFERENCE CHAMPIONSHIPS



Doug Deakin

Assistant for Football Operations
Sixth Year at San Diego State
San Diego State '10, '14



Doug Deakin begins his 11th season at San Diego State that started as a student-athlete and now as a member of the football staff. This is his third season as the assistant for football operations. In his current position, Deakin assists the director of football operations Jashon Sykes in all aspects of the program.

Previously, Deakin served as a graduate assistant coach on defense and special teams.

Deakin was a fan favorite as a walk-on football player with the Aztecs. A quarterback out of high school, Deakin transitioned into a wide receiver while at SDSU.

He played a combined 24 games during the 2009 and 2010 campaigns, playing on special teams and serving as the team's holder on field goals and extra-point attempts.

Deakin was one of three captains selected by his teammates prior to his senior season in 2010. Ran 13 yards for a first down off a fake field-goal try in the Aztecs' rout of Utah State and saw in action in SDSU's win over Navy in the Poinsettia Bowl.


He was awarded the 2008 SDSU President's Award for Highest Standards of Academic and Athletic Excellence. He garnered SDSU scholar-athlete honors and received academic all-Mountain West distinction in 2009. Deakin was also nominated for the College Football Rudy Awards, which recognizes student-athletes who demonstrate excellent character, contribution and commitment as members of their college football teams.

A native of Oak Park, Calif., Deakin received his undergraduate degree in business management from San Diego State in 2010 and a master's degree from SDSU in educational leadership in 2014.

Deakin is married to the former Emily Diggins.

Brian Murphy

Video Coordinator
15th Year at San Diego State



Brian Murphy joined the San Diego State athletic department staff in August 2003 as the video coordinator.

In his position, he films and edits the Aztecs' football games and practices and coordinates film exchange with other schools. He is in charge of all video packages used by the football coaches in their scouting and game preparation.

Murphy's responsibilities also include overseeing the day-to-day operations of the video room and assisting with the video needs of other SDSU sports.

In April 2017, he was named the Collegiate Sports Video Association Conference Video Coordinator of the Year for the sixth time in his career (also 2003, 2009, 2010, 2012 and 2016). The honor, voted on by his peers, made Murphy a finalist for the Bob Matey National Video Coordinator of the Year award.

From 1997-2000, Murphy was an assistant video director with the San Diego Chargers. He filmed and edited games and practices and assisted the NFL with the Super Bowl held in San Diego in 1998. He also provided the NFL with video support for the 1999 Holiday Bowl.

Murphy graduated from Mira Mesa High School in 1995, and attended both SDSU and Miramar College. He currently lives in Poway with his wife, Shawna, and their daughters, Cali and Finley.



Gregg Nassen

Assistant Video Coordinator

Angie Garza

Director of Athletic Equipment Services
10th Year at San Diego State
San Diego State '04



Angie Garza returned to Montezuma Mesa in the spring of 2012 as the director of athletic equipment services.

In her position, she oversees the purchasing, budgeting, fitting, maintenance and distribution of equipment for the entire Aztec athletic program, including the football team.

Previously, she worked at the University of San Diego as the manager of athletic equipment services for three years. At USD, her responsibilities included purchasing, budgeting, maintaining, fitting, laundering, organizing and distributing equipment for all 17 Torero varsity sports.

Garza's first full-time stint at SDSU was from 2004-09, when she was the assistant manager of equipment services. In that position, she helped supervise a staff of three full-time assistants and 12 student managers in the daily operations for 18 varsity sports.

The Los Angeles native has a bachelor of science degree from San Diego State in child development with an emphasis in family development. As an undergraduate, she worked as a student equipment manager for the football team from 2001-04.

Garza is a certified member of the Athletic Equipment Managers' Association and resides in San Diego with her husband, Ricky.

Equipment Attendants

Dennis Brown
Samantha Sneddon



Sonny Sanfilippo

Assistant Director of Athletic Equipment Services

Patsy Armstrong

Football Administration Specialist
13th Year at San Diego State
UC Santa Barbara '03; San Diego State '08




Now in her fifth year working with San Diego State Athletics, Patsy Armstrong serves as the football administration specialist.

In her role, Armstrong provides executive-level administrative leadership and professional support for head football coach Rocky Long and his staff. She is also responsible for the daily internal operations and serves as the team liaison for student-athletes, human resources, development, marketing and NFL personnel. Armstrong oversees the analytical and evaluation aspects of recruiting and operational needs. She manages social media efforts, supervises the football student

interns, and manages community engagements for Long and student-athletes.

Prior to returning to the athletics department, Armstrong worked on campus in the student life and leadership office in the Division of Student Affairs as a student life advisor for seven years.

Armstrong is a 2003 graduate of UC Santa Barbara and received her master's degree from San Diego State in 2008. She currently lives in San Diego with her son, Anthony. She is also an active member of Women Leaders in College Sports and Minority Opportunities Athletic Association (MOAA).



Jessica Amerosa

Academic Advisor

12th Year at San Diego State

Mississippi State '00; Kansas State '06



Jessica Amerosa is in her 12th year as an academic advisor at San Diego State.

She works with the Aztec football team's defensive and special teams players and also is the advisor for the SDSU baseball and softball squads.

Before moving to San Diego, the former Jessica Simmons earned her master's degree in educational psychology with an emphasis in intercollegiate athletics at Kansas State in 2006. While in Manhattan, she also was an assistant academic counselor for the Wildcat football team.

Amerosa has a bachelor's degree in sociology and criminal justice from Mississippi State and worked at Butler County Community College from 2000-04, where she was the athletic academic advisor/assistant coordinator of special needs. The El Dorado, Kan., native is a member of the National Association of Academic Advisors for Athletics. Amerosa and her husband, Mathew, reside in San Diego.

Megan Taormina

Academic Advisor/Learning Specialist

Fourth Year at San Diego State

San Diego State '10, '13



Megan Taormina enters her fourth year as a learning specialist and academic advisor at San Diego State.

In her position, Taormina mentors and tutors in the Student-Athlete Academic Support Services (SAASS) Department, working specifically with the football and men's basketball programs. She meets with the student-athlete in a one-on-one setting, helping him or her accomplish academic goals through a variety of study skills and techniques.

Taormina was also an adjunct instructor and the learning workshops coordinator at Grossmont Community College for three years.

Taormina has both a master's (2013) and bachelor's (2010) degree in English and comparative literature from San Diego State, concentrating on children's literature. She completed the San Diego/Imperial County Community College Association (SDICCCA) internship program in 2013 and was a teaching associate (2012-13) and teaching assistant (2013) at SDSU while working towards her master's degree.

Taormina is a member of the Modern Language Association, the Children's Literature Association and the California Association of Teachers of English. A San Diego native, Taormina and her husband, Anthony, live in La Mesa.

Dr. SaBrina "Bre" White

Assistant Director of Academic Services

18th Year at San Diego State

Utah State '94, '97; San Diego State '07, '11



Dr. Bre White is in her 22nd year as a student-athlete support services professional and enters her 18th year at SDSU, where she is the assistant director of academic services. She works directly with the Aztec football team (offense), as well as the men's and women's golf, women's basketball and cross country and track and field squads. White also is in charge of the department's community service program and works with the Student-Athlete Advisory Committee (SAAC).

Prior to coming to San Diego State, White was an academic coordinator at Utah State for six years (1994-2000). She started off her career as an interim academic coordinator at her alma mater in 1994 right after graduation, and then was hired as a full-time academic coordinator in 1995. With the Aggies, she served as an advisor for the football, men's basketball, women's soccer, women's volleyball, men's golf, softball, gymnastics, and men's and women's tennis and track and field teams.

White earned her first degree from Utah State in liberal arts and science, and later went on to earn a second bachelor's degree in business. She received her master's degree in educational leadership, with an emphasis in student services, from San Diego State in 2007, and was tabbed the college of education's outstanding graduate student. White finished her Doctorate of Education (Ed.D) in 2011, completing her dissertation on "Transfer Shock and the Student-Athlete".

Born in Wethersfield, England, White enjoys boxing, crocheting and scrapbooking, and is looking forward to running her second half marathon one day. She also is a member of the National Association of Academic Advisors for Athletics. She is a lifetime member of the SDSU alumni association and is now an "Aztec for Life."

Scott Horvath

IT Coordinator & Coaches Communications

17th Year at San Diego State

Ohio State '98



Scott Horvath enters his 17th season at San Diego State and his 11th in Aztec athletics.

Horvath serves as the department's information technology coordinator and is in his 14th year working with the football coaches' communications on game days.

The Newark, Ohio, native previously was an IT consultant for business services and internet commerce across campus at SDSU. He earned his bachelor's degree in 1998 from Ohio State in management information systems before a two-year stint as IT manager for the city of Columbus, Ohio.

Horvath and his wife, Polly Kanavel, who volunteers in the SDSU athletic department, reside in La Mesa with their pets.

Support Staff - Medical Staff

SEVEN STRAIGHT BOWL GAME APPEARANCES ► 21 CONFERENCE CHAMPIONSHIPS



Patrick Spieldenner

Assistant A.D. - Sports Medicine / Head Athletic Trainer
Fourth Year at San Diego State
San Diego State '04; New Mexico '06



Patrick Spieldenner enters his fourth year as a head athletic trainer and his second as the Assistant Athletic Director for Sports Medicine at San Diego State.

Spieldenner arrived at SDSU after spending two years as the head athletic trainer for the Indiana football team. With the Hoosiers, Spieldenner was the medical coordinator on all aspects for the football team, working directly and closely with the head coach, coaching staff, strength and conditioning staff and nutritionists.

Prior to his appointment at IU, Spieldenner spent six years as an assistant athletic trainer at Nebraska. With the Cornhuskers, Spieldenner assisted with all aspects of the athletic medicine efforts for the football team, including year-round preventive care, immediate care for injured athletes at practice and games and the reconditioning of injured athletes.

Before accepting the position at Nebraska, Spieldenner served as the head men's soccer athletic trainer and assistant football athletic trainer at New Mexico. He earned his master's degree in physical education at UNM with an emphasis in sports administration in December 2006.

Spieldenner received his bachelor's degree in kinesiology with an emphasis in athletic training from SDSU in 2004, where he spent more than three years as a student athletic trainer.

Spieldenner also had season-long appointments with the NBA-D League's Albuquerque Thunderbirds and the NFL Europe's Rhein Fire, as well as season and summer internships with the NFL's San Diego Chargers.

Spieldenner has two sons, Maddox and Lex.



Jacob Callahan

Assistant Athletic Trainer



Ian Baldwin

Assistant Athletic Trainer



Nik Turner

Assistant Athletic Trainer

Dr. Christopher Behr

Team Physician/Head Orthopedic Surgeon
19th Year at San Diego State



Dr. Christopher T. Behr currently serves as head team orthopedic surgeon and has been with San Diego State Athletics since 1999. He is a graduate of Cornell and Cornell University Medical College.

Dr. Behr completed his orthopedic residency and sports medicine fellowship at the renowned Hospital for Special Surgery in New York City, where he worked closely with the New York Giants.

Dr. Behr is board certified in orthopedic surgery and is a partner in the San Diego Orthopedic Associates Medical Group.

Dr. Allen Richburg

Director of Athletic Medicine
20th Year at San Diego State



Dr. Allen Richburg enters his 20th year as a member of the SDSU athletic medicine staff.

An All-America wrestler at Fresno State, Richburg is a graduate of the Loma Linda University School of Medicine. He trained in family practice at the UCLA Santa Monica Family Practice Residency and completed his training in the San Diego Sports Medicine Fellowship Program.

He is a family physician at the San Diego Sports Medicine and Family Health Center, the head physician at Patrick Henry High and Grossmont College, and a U.S. Olympic team physician at the USOC Arco Training Center in Chula Vista, Calif.

Dr. Scott Evans

Team Physician
10th Year at San Diego State



Dr. Scott Evans is in his 10th year as a member of the SDSU Athletics sports medicine staff.

Evans earned his undergraduate degree from Brigham Young University, where he was the valedictorian of the College of Health and Human Performance, and obtained his medical degree from George Washington University.

Evans served his family medicine residency at the University of Utah and completed his fellowship in sports medicine at UCLA. While at UCLA, he worked as a team physician in the Bruins' athletic department.

Evans is a physician at San Diego Sports Medicine and also works as the team physician at Francis Parker High School.

Other Team Physicians

Dr. Doug Dengerink
Dr. Alexandra Myers
Dr. Rebecca Rodriguez
Dr. Stephan Rohrer

Player Profiles



SEVEN STRAIGHT BOWL GAME APPEARANCES ► 21 CONFERENCE CHAMPIONSHIPS



Senior Rashaad Penny was the only player in the country last year with at least 11 rushing touchdowns, three receiving touchdowns and a kick return score.

Inside:

Player Profiles	34
Newcomers/Signing Class	89

Aztec Players

SEVEN STRAIGHT BOWL GAME APPEARANCES ► 21 CONFERENCE CHAMPIONSHIPS



72 → Derrick Achayo



- ◆ Offensive Line
- ◆ Junior - Redshirt, 6-4, 300
- ◆ Roseville, Calif.
- ◆ Oakmont High/Sierra College

Pronounced Ah-CHY-oh ... Enrolled at San Diego State in January 2016 after playing two years at Sierra College in Rocklin, Calif. ... Redshirted his first year at SDSU in 2016,

but is listed second on the depth chart at left tackle heading into the fall campaign.

REDSHIRT SEASON (2016)

Utilized his redshirt season, while working as a center and tackle.

AT SIERRA COLLEGE (2013-15)

A two-year starter at Sierra College in Rocklin, Calif. ... Was All-America Community College first-team offense, all-California Community College Athletic Association (CCCCAA) Region I first-team offense and all-Nor-Cal League honoree in 2015 after anchoring an offensive line that averaged a league-best 370.2 passing yards per game

... Graduated from the junior college in three semesters and was named to the dean's list.

HIGH SCHOOL

Earned two letters in football at Oakmont High School in Roseville, Calif. ... All-Capital Valley Conference selection and named the team's best lineman his senior season after recording 45 tackles (26 solo), 3.5 sacks and a tackle for loss ... Also competed in track and basketball.

PERSONAL

Derrick Achayo was born Jan. 3, 1996, in Nairobi, Kenya ... Son of Sylvia Atieno ... Is majoring in social science.

9 → Ryan Agnew



- ◆ Quarterback
- ◆ Sophomore - 1 Letter, 6-0, 190
- ◆ Southlake, Texas
- ◆ Carroll High

Is one of 14 players on the San Diego State roster from the state of Texas.

◆ 2015 SDSU Offensive Scout Player of the Year

Athletic, mobile quarterback with an accurate arm ... Can throw on the run and in the pocket ... Is listed as the backup quarterback to Christian Chapman heading into the 2017 season.

passing yards (21) and long pass (21) vs. the Warriors ... Logged statless time late in the game at Nevada ... Did not play at Wyoming ... Played in the fourth quarter against Colorado State, rushing twice for six yards (3.0 avg.) with a long of five yards ... Did not play in the MW Championship at Wyoming ... Came in late vs. Houston in the Las Vegas Bowl, rushing one for one yard.

REDSHIRT SEASON (2015)

Redshirted his first season at SDSU, where he was named the team's offensive scout team player of the year.

HIGH SCHOOL

Passed for 6,967 yards and 56 touchdowns over three years at Carroll High School in Southlake, Texas, leading the Dragons to a combined 36-5 (.878) record, according to *MaxPreps.com* ... Also rushed for 2,286 yards with 38 touchdowns, averaging 5.8 yards per carry ... Passed for 3,197 yards as a senior in 2014, going 223-for-335 (66.7 pct.) with 22 touchdowns, while adding 53 yards and eight touchdowns on the ground in a 13-1 season ... As a junior in 2013, was

Agnew's Career Game-By-Game

FRESHMAN SEASON - 2016 GAME-BY-GAME

Date	Opponent	GP	GS	Att.	Cmp.	Pct.	Int.	TD	Yds.	Rtg.
S.3	New Hampshire	1	0	1	1	100.0	0	0	8	167.20
S.10	California	---	---	---	---	---	---	---	---	---
S.17	at Northern Illinois	---	---	---	---	---	---	---	---	---
O.1	at South Alabama	---	---	---	---	---	---	---	---	---
O.8	UNLV*	1	0	0	0	0.0	0	0	0	0.00
O.14	at Fresno State*	---	---	---	---	---	---	---	---	---
O.21	San José State*	1	0	0	0	0.0	0	0	0	0.00
O.28	at Utah State*	1	0	0	0	0.0	0	0	0	0.00
N.5	Hawai'i*	1	0	1	1	100.0	0	0	21	276.40
N.12	Nevada*	1	0	0	0	0.0	0	0	0	0.00
N.19	at Wyoming*	---	---	---	---	---	---	---	---	---
N.26	Colorado State*	1	0	0	0	0.0	0	0	0	0.00
D.3	at Wyoming@	---	---	---	---	---	---	---	---	---
D.21	vs. Houston^	1	0	0	0	0.0	0	0	0	0.00
2016 SEASON TOTALS		8	0	2	2	100.0	0	0	29	221.80

*Bold indicates season high. * - Mountain West game. @ - 2016 Mountain West Championship (War Memorial Stadium; Laramie, Wyo.). ^ - 2016 Las Vegas Bowl (Sam Boyd Stadium; Las Vegas, Nev.).*

200-for-316 (63.3 pct.) for 29 touchdowns against just seven interceptions, and an impressive 1,257 rushing yards and 20 scores on the ground ... Added 496 yards and 10 rushing touchdowns in 2012 ... Was a two-time district MVP (2013-14) ... A three-star recruit by Rivals, ESPN and 247sports, and a two-star pick by Scout ... Earned an 83 grade by 247sports and a 73 by ESPN.


21 vs. Hawai'i (11/5/16); Long Pass: 21 vs. Hawai'i (11/5/16); Carries: 2 vs. Colorado State (11/26/16); Rushing Yards: 23 vs. Hawai'i (11/5/16); Long Rush: 23 vs. Hawai'i (11/5/16).

PERSONAL

Ryan James Agnew was born Sept. 26, 1996, in Southlake, Texas ... Son of Ed and Megann Agnew ... Chose San Diego State over offers from Arkansas State, UConn, Houston, Navy, Stephen F. Austin, Texas State and UNLV (according to Rivals) ... Is majoring in business administration with a focus in management.

SINGLE-GAME BESTS

Career Highs: Attempts: 1 vs. Hawai'i (11/5/16), vs. New Hampshire (9/3/16); Completions: 1 vs. Hawai'i (11/5/16), vs. New Hampshire (9/3/16); Passing Yards:



Agnew's Career Statistics

Season	Passing					Rushing				
	GP	GS	Att.	Cmp.	Pct.	Int.	TD	Yds.	Rtg.	Att.
2016	8	0	2	2	100.0	0	0	29	221.80	5
Career	8	0	2	2	100.0	0	0	29	221.80	5



81 → Collin Andrews

- ♦ Wide Receiver
- ♦ Freshman - Redshirt, 6-3, 185
- ♦ Chula Vista, Calif.
- ♦ Olympian HS

Athletic playmaker, who joined the Aztecs for the 2017 spring season ... Had a solid spring game, making a game-high four catches for 45 yards (11.3 avg.) ... Is listed fourth on the depth chart at the "X" receiver heading into the 2017 campaign.

FRESHMAN SEASON (2017)

Has been named SDSU's top newcomer by *Lindy's Sports*.

REDSHIRT SEASON (2016)

Had to take a redshirt season after not joining SDSU until the spring of 2017.

HIGH SCHOOL

Lettered two years at local Olympian High School in Chula Vista, Calif. ... Also was a star on the track and field team, capturing the 2015 Mesa League long jump title ... Also qualified for the CIF meet twice in the long jump.

PERSONAL

Collin Courtney Andrews was born Dec. 1, 1998, in San Diego ... Son of Michael and Sonya Andrews ... Is majoring in kinesiology with aspirations of working as a orthopedic surgeon.

70 → Ladji Bagayoko



- ♦ Offensive Line
- ♦ Freshman - High School, 6-4, 305
- ♦ Saint-Laurent, Quebec, Canada
- ♦ Bishop Alemany HS

Is from Saint-Laurent, Quebec, Canada, the largest borough in the city of Montreal.

Pronounced LAWD-gee Bah-GAH-yo-ko ... Big body with a lot of raw talent ... Signed with the Aztecs during the 2017 signing class and enrolled in January ... Is listed as the backup left guard after spring drills.

HIGH SCHOOL


Earned one letter at Bishop Alemany High School in Mission Hills, Calif. ... Originally from Saint-Laurent, Quebec, Canada ... Collected his team's most-improved-player award as a junior ... Was listed as a three-star recruit by 247sports and Scout, and a two-star recruit by Rivals ... Earned a grade

of 81 by 247sports ... Ranked seventh among offensive tackle prospects in the state of California and 24th in the West, according to Scout ... Played basketball while in Canada as a power forward and center.

PERSONAL

Massaman Bagayoko was born Feb. 24, 1998, in Montreal ... Son of Alimaitou Keita and Seydou Bagayoko ... Chose San Diego State over Hawai'i, Nevada, New Mexico, UNLV and Massachusetts ... Is majoring in business administration with a focus as a management entrepreneur.

33 → Parker Baldwin



- ♦ Safety
- ♦ Junior - 2 Letters, 6-2, 215
- ♦ Siloam Springs, Ark.
- ♦ Siloam Springs High

Ranked third on the team in tackles last year, despite coming off the bench for the first five games.

- ♦ 2015 SDSU Outstanding Freshman Award

ing into the 2017 campaign after starting the final nine games there in 2016 ... Also has excelled on special teams.

JUNIOR SEASON (2017)

Is a preseason first-team all-Mountain West selection by *Lindy's Sports*, a second-team honoree by *Phil Steele Magazine* and a fourth-team pick by *Athlon Sports* ... Also was deemed the "Best Athlete in the Mountain West" by *Street & Smith's*.

SOPHOMORE SEASON (2016)

Played all 14 games, starting the final nine after three-year starter Na'im McGee was ruled out for the year with an injury ... Had 66 tackles (37 solo), three tackles for loss, two interceptions, a forced fumble, fumble recovery and seven pass breakups ... Ranked third on the team in tackles (66), despite playing the first five games off the bench ... Was the only player on the team with a forced fumble and a fumble recovery

At A Glance

- Has played all 28 games since he arrived to campus as a true freshman in 2015, starting the last nine games.
- His 66 tackles last year were the third most on the 11th-best defensive team (total defense) in the country.
- Was the only Aztec a year ago with at least one forced fumble and one fumble recovery.

Hard-hitting safety who was recruited as an athlete ... Was one of only two true freshmen on the depth chart in 2015 on either side of the ball (also linebacker Ronley Lakalaka) ... Is listed as the starting Aztec (safety) head-

Baldwin's Career Game-By-Game

FRESHMAN (TRUE) SEASON - 2015 GAME-BY-GAME

Date	Opponent	GP	GS	UA	A	TT	TFL	Sk.	Int.	PBU	FF	FR
S.5	San Diego	1	0	1	0	1	0.0	0.0	0	0	0	0
S.12	at California	1	0	0	1	1	0.0	0.0	0	0	0	0
S.19	South Alabama	1	0	0	1	1	0.0	0.0	0	0	0	0
S.26	at Penn State	1	0	3	0	3	0.0	0.0	0	0	0	0
O.3	Fresno State*	1	0	0	0	0	0.0	0.0	0	0	0	0
O.10	at Hawai'i*	1	0	1	2	3	0.0	0.0	0	0	1	0
O.17	at San José State*	1	0	0	0	0	0.0	0.0	0	0	0	0
O.23	Utah State*	1	0	0	0	0	0.0	0.0	0	0	0	0
O.31	at Colorado State*	1	0	0	0	0	0.0	0.0	0	0	0	0
N.14	Wyoming*	1	0	0	0	0	0.0	0.0	0	0	0	0
N.21	at UNLV*	1	0	3	1	4	0.0	0.0	1	0	0	0
N.28	Nevada*	1	0	0	0	0	0.0	0.0	0	0	0	0
D.5	Air Force**	1	0	0	1	1	0.0	0.0	0	0	0	0
D.24	vs. Cincinnati%	1	0	0	0	0	0.0	0.0	0	0	0	0
2015 SEASON TOTALS		14	0	8	6	14	0.0	0.0	1	0	1	0

SOPHOMORE SEASON - 2016 GAME-BY-GAME

Date	Opponent	GP	GS	UA	A	TT	TFL	Sk.	Int.	PBU	FF	FR
S.3	New Hampshire	1	0	0	1	1	0.0	0.0	0	0	0	0
S.10	California	1	0	2	0	2	0.0	0.0	0	0	1	0
S.17	at Northern Illinois	1	0	7	1	8	1.0	0.0	0	0	0	0
O.1	at South Alabama	1	0	0	0	0	0.0	0.0	0	0	0	0
O.8	UNLV*	1	0	2	1	3	0.5	0.0	0	1	0	0
O.14	at Fresno State*	1	1	1	3	4	0.0	0.0	0	0	0	0
O.21	San José State*	1	1	2	3	5	0.5	0.0	0	0	0	0
O.28	at Utah State*	1	1	1	2	3	1.0	0.0	0	0	0	1
N.5	Hawai'i*	1	1	2	3	5	0.0	0.0	0	2	0	0
N.12	at Nevada*	1	1	5	4	9	0.0	0.0	1	3	0	0
N.19	at Wyoming*	1	1	3	8	11	0.0	0.0	1	0	0	0

... Made one assisted tackle vs. New Hampshire ... Had two solo tackles and a forced

fumble against California ... Had a career game at Northern Illinois with Na'im McGee

Aztec Players

SEVEN STRAIGHT BOWL GAME APPEARANCES ► 21 CONFERENCE CHAMPIONSHIPS



had five tackles and 0.5 tackles for loss ... Had another good game in a start at Utah State, making three tackles, including a 1-yard tackle for loss, and a fumble recovery ... The recovery led to a John Baron field goal in the third quarter ... Came up with five tackles and a career-high two pass breakups in a start against Hawai'i ... Had a solid outing in a start at Nevada, finishing with career highs in tackles (9), interceptions (1, tied) and pass breakups (3) ... Led the team in tackles for the first time of his career vs. the Wolf Pack ... The interception at Nevada led to an Aztec touchdown ... Had a career-high 11 stops with an interception for a second straight game at Wyoming ... The 11 tackles were one off a game high ... The interception vs. UW was his second of the year and

exiting with an injury late in the second quarter ... Had a then career-high eight tackles (seven solo) with his first career tackle for loss vs. the Huskies ... Did not record a stat in time at South Alabama ... Had three tackles (two solo), including 0.5 tackles for loss, and a pass breakup in extensive action vs. UNLV ... Earned his first career start at Fresno State and made four tackles ... Started again against San José State and

third of his career ... Had four solo stops and a pass breakup in a start vs. Colorado State ... Had two tackles (one solo) in a start at Wyoming in the MW Championship game ... Had nine tackles (seven solo) in a ninth consecutive start vs. Houston in the Las Vegas Bowl.

Baldwin's Career Statistics

Season	GP	GS	UA	A	TT	TFL	Sk	Int.	PBU	FF	FR
2015	14	0	8	6	14	0.0	0.0	1	0	1	0
2016	14	9	37	29	66	3.0	0.0	2	6	1	1
Career	28	9	45	35	80	3.0	0.0	3	6	2	1

N.26	Colorado State*	1	1	4	0	4	0.0	0.0	0	1	0	0
D.3	at Wyoming@	1	1	1	1	2	0.0	0.0	0	0	0	0
D.17	vs. Houston^	1	1	7	2	9	0.0	0.0	0	0	0	0
2016 SEASON TOTALS		14	9	37	29	66	3.0	0.0	2	6	1	1

Bold indicates season high. * - Mountain West game. `` - 2015 Sports Authority Mountain West Championship (Qualcomm Stadium; San Diego, Calif.). % - 2015 Hawai'i Bowl (Aloha Stadium; Honolulu, Hawaii). ^ - 2016 Las Vegas Bowl (Sam Boyd Stadium; Las Vegas, Nev.).

FRESHMAN (TRUE) SEASON (2015)

Was named the team's Freshman of the Year at the season-ending banquet ... Played in all 14 games on the season, mainly on special teams ... Had 14 tackles (eight solo), a forced fumble and a 28-yard interception ... Ranked second on the team in special teams tackles (10) and tied for second in punt return tackles (3) ... Was the only true freshman to see action in the opener vs. San Diego, logging time mainly on special teams - kickoff, punt and punt return - but also seeing time late in the secondary ... Recorded one solo tackle from the Aztec spot ... Had an assisted tackle on special teams at Cal ... Came up with an assisted stop on special teams vs. South Alabama ... Had three tackles (all solo stops) at Penn State ... All three tackles came on special teams ... Saw time once again vs. Fresno State, but did not record a stat ... Had another good game on special teams at Hawai'i, making three tackles and forcing his first collegiate fumble (ball went out of bounds) ... Played again on special teams at San José State, but did not record a stat ... Played statless time vs. Utah State ... Also logged time without finding the stat sheet at Colorado State ... Did not record a stat in time against Wyoming ... Had arguably his best game of his short career at UNLV, making a career-high four tackles (three solo) and picking off his first career interception and returning it 28 yards ... The interception set up a 17-yard touchdown pass from Maxwell Smith to Chase Price ... Played the most snaps of his career with starter Na'im McGee being ejected early in the second half with a targeting penalty ... Logged play-

ing time at the Aztec spot and on special teams against Nevada, but was unable to make the stat sheet ... Registered an assisted tackle on special teams against Air Force in the Mountain West Championship ... Also played statless time vs. Cincinnati in the Hawai'i Bowl.

HIGH SCHOOL

Combined for 893 yards receiving and rushing at Siloam Springs High School in Siloam Springs, Ark., as a senior in 2014, while making 134 tackles on defense ... Finished with 35 catches for 758 yards (21.7 avg.) and 11 carries for 135 yards (12.3 avg.), combining for eight touchdowns ... Was named an all-state player in Arkansas as a senior ... Helped the Panthers to the playoffs all three seasons ... A two-star recruit by Rivals.com ... Also was a state champion in the 200-meter dash.

PERSONAL

Parker Ellis Baldwin was born May 6, 1997, in Kansas City, Mo. ... Son of Stephanie and Bryan Truitt, and Rick Baldwin ... Also received offers from Eastern Illinois and UNLV ... Is majoring in communication (liberal arts).

SINGLE-GAME BESTS

Career Highs: Tackles: 11 at Wyoming (11/19/16); Tackles For Loss: 1.0 at Utah State (10/28/16), at Northern Illinois (9/17/16); Interceptions: 1 at Wyoming (11/19/16), at Nevada (11/12/16), at UNLV (11/21/15); Pass Breakups: 3 at Nevada (11/12/16); Forced Fumbles: 1 vs. California (9/20/16), at Hawai'i (10/10/15); Fumble Recoveries: 1 at Utah State (10/28/16).

29 → John Baron II



- ◆ Kicker/Punter
- ◆ Junior - 1 Letter, 5-11, 190
- ◆ Temecula, Calif.
- ◆ Chaparral High

Became SDSU's first kicker on an MW first team and just the third first-team all-league kicker in program history.

- ◆ 2016 Lou Groza Collegiate Place-Kicker Award Semifinalist
- ◆ 2016 First-Team All-Mountain West

- ◆ MW Special Teams Player of the Week - Oct. 20, 2016 for game vs. Utah St.

Baron's Career Game-By-Game

SOPHOMORE SEASON - 2016 GAME-BY-GAME / KICKING

Date	Opponent	GP	GS	PATs		FGs			
				Md.	Att.	Md.	Att.	Long	Blkd.
S.3	New Hampshire	1	*	4	4	1	1	33	0
S.10	California	1	*	6	6	1	1	39	0
S.17	at Northern Illinois	1	*	4	4	0	1	0	0
O.1	at South Alabama	1	*	1	1	1	1	34	0
O.8	UNLV*	1	*	2	2	2	2	50	0
O.14	at Fresno State*	1	*	2	2	1	1	47	0
O.21	San José State*	1	*	6	6	0	0	0	0
O.28	at Utah State*	1	*	4	4	4	4	43	0
N.5	Hawai'i*	1	*	7	7	2	3	45	0
N.12	at Nevada*	1	*	4	6	2	2	31	0
N.19	at Wyoming*	1	*	3	3	2	2	31	0

Aztec Players



SEVEN STRAIGHT BOWL GAME APPEARANCES ► 21 CONFERENCE CHAMPIONSHIPS

At A Glance

► Was a 2016 Lou Groza Collegiate Place-Kicker Award semifinalist, the first Aztec semifinalist for the award since J.C. Mejia in 2003.

► Set a school record in 2016 with 21 field goals and a 91.3 field goal percentage, going 21-for-23.

► Enters 2017 with 19 consecutive field goal makes from 50 or less yards.

► Led the Aztecs last year with 119 points, the most by a kicker in school history and eighth most overall, 17 more than Doak Walker finalist and back-to-back MW Offensive Player of the Year Donnell Pumphrey.

A Lou Groza Award and All-America candidate ... Strong, left-footed kicker who handles PATs, field goals and kickoff duties, now in his fourth season with the program ... Has a cannon of a leg ... An accurate and clutch kicker, who has proven to kick well in the elements ... Enters 2017 with 19 consecutive field goal makes from 50 or less yards.

JUNIOR SEASON (2017)

Is a preseason first-team all-MW selection by *Athlon Sports*, *Lindy's Sports* and *Phil Steele Magazine* ... Phil Steele also had him as the seventh-rated kicker in the 2018 NFL Draft, despite being a junior, while *Lindy's* had him as the eight-best kicker in FBS.

SOPHOMORE SEASON (2016)

Was named a Lou Groza Collegiate Place-Kicker Award semifinalist on Nov. 3, the first Aztec semifinalist for the award since J.C. Mejia in 2003 ... Was named a first-team all-Mountain West performer, the first Aztec kicker on an MW first team in league history and just the third in program history (also Chris O'Brien in 1985 and Al Limahelu in 1970) ... Was nearly perfect on the season, going 56-for-58 in PATs and 21-for-23 in field goal attempts ... Also kicked off 94 times for 5,891 yards (62.7 avg.), posting 33 touchbacks ... Led the team with 119 points ... Ranked 10th nationally (third in the MW) in field goal percentage (.913), 20th (second in MW) in points per game among kickers (8.50), 20th (second in MW) in field goals per game (1.50) and 35th (fourth in MW) in points per game (8.50) ... Set a school single-season record in field goals (21) and field goal percentage (.913) ... Also had the third most PATs (56) in a season in school history ... Made 10 straight field goals from Oct. 1 at South Alabama until Nov. 5 vs. Hawai'i when his final attempt - a career-long 51-yarder - fell short ... Finished the season with 19 consecutive field goal makes from 50 or less yards ... Had multiple field goals seven times, including in six of the final seven games ... Had a solid debut in the opener vs. New Hampshire, making all four PATs and making his only field goal attempt from 33 yards ... Also kicked off six times for 386 yards, averaging 64.3 yards per boot ... Four of his six kicks were touchbacks ... Was perfect again against California, making a 39-

N.26	Colorado State*	1	*	3	3	1	1	34	0
D.3	at Wyoming@	1	*	3	3	2	2	37	0
D.17	vs. Houston^	1	*	4	4	2	2	28	0
2016 SEASON TOTALS		14	14	56	58	21	23	50	0

SOPHOMORE SEASON - 2016 GAME-BY-GAME / KICKOFFS

Date	Opponent	GP	GS	No.	Yds.	Avg.	TB	OB
S.3	New Hampshire	1	*	6	386	64.3	4	0
S.10	California	1	*	8	508	63.5	3	0
S.17	at Northern Illinois	1	*	7	443	63.3	1	1
O.1.	at South Alabama	1	*	5	295	59.0	2	0
O.8	UNLV*	1	*	6	383	63.8	1	0
O.14	at Fresno State*	1	*	4	256	64.0	0	0
O.21	San José State*	1	*	7	448	64.0	0	0
O.28.	at Utah State*	1	*	8	508	63.5	2	0
N.5	Hawai'i*	1	*	10	603	60.3	0	0
N.12	at Nevada*	1	*	9	540	60.0	6	0
N.19	at Wyoming*	1	*	5	322	64.4	4	0
N.26	Colorado State*	1	*	6	363	60.5	2	0
D.3	at Wyoming@	1	*	6	390	65.0	5	0
D.17	vs. Houston^	1	*	7	445	63.6	3	0
2016 SEASON TOTALS		14	14	94	5,891	62.7	33	1

Bold indicates season high. * - Mountain West game. @ - 2016 Mountain West Championship (War Memorial Stadium; Laramie, Wyo.). ^ - 2016 Las Vegas Bowl (Sam Boyd Stadium; Las Vegas, Nev.). GS - in this category indicates the player was on the field the first time San Diego State was in the field goal or kickoff formation.

John Baron - Inside The Numbers

BEST FIELD GOAL PERCENTAGE IN FBS (MIN. 20 FG) IN 2016


Rk.	Name	Team	Class	FGM-FGA	FG%
1.	Gary Wunderlich	Ole Miss	Jr.	22-for-23	.957
2.	Zane Gonzalez	Arizona State	Sr.	23-for-25	.920
3.	Emmit Carpenter	Minnesota	So.	22-for-24	.917
	Tyler Davis	Penn State	Sr.	22-for-24	.917
5.	► John Baron	San Diego State	So.	21-for-23	.913

MOST FIELD GOALS IN A GAME BY AN SDSU KICKER

Rk.	Name	Opponent	Date	FG-for-FGA
1.	► John Baron	at Utah State	Oct. 28, 2016	4-for-4
	Wes Feer	Eastern Illinois	Aug. 31, 2013	4-for-4
	J.C. Mejia	Wyoming	Oct. 23, 2003	4-for-5
	Tommy Kirovski	at Hawai'i	Dec. 7, 2002	4-for-5
	Peter Holt	Idaho	Sept. 7, 1996	4-for-4
	Peter Holt	Minnesota	Sept. 25, 1993	4-for-5
	Marco Morales	UNLV	Sept. 25, 1982	4-for-4
	Steve LaPlant	at Oregon State	Sept. 13, 1975	4-for-4
	Benny Ricardo	at UTEP	Sept. 28, 1974	4-for-6

yard field goal and all six PAT tries ... Kicked off a then career-high eight times for 508 yards (6.5 avg.) with three touchbacks ... Made all six PATs at Northern Illinois, but missed his first field goal of the season, a 44-yarder into a 15-mph wind ... Also kicked off seven times for 443 yards (63.3 avg.), including one touchback ... Made a 34-yard field goal and his only PAT try at South Alabama ... Also kicked off five times for 295 yards (59.0) with two touchbacks ... Had a huge game against UNLV, going 2-for-2 in field goal attempts, including a pair of career-long makes (48 and 50 yards) ... Became the first Aztec since 2007 with multiple field goals in the same game from at least 48 yards (third time since 1996) ... Also made

both of his PAT tries and kicked off six times for 383 yards (63.8 avg.) with a touchback ... Had another solid outing at Fresno State, making a 47-yard field goal and both PATs ... The 47-yarder gave him three straight makes (and attempts) from at least 47 yards ... Also kicked off four times for 256 yards (64.0 avg.) ... Did not attempt a field goal for the first time of the season vs. San José State, but did make all six of his PAT attempts ... Also kicked off seven times for 448 yards (64.0 avg.) ... Had a career game at Utah State en route to being named the MW Special Teams Player of the Week, making a career-high four field goals, going 4-for-4 with a long of 43 yards ... The four field goals tied an Aztec school record (with seven oth-



Aztec Players

SEVEN STRAIGHT BOWL GAME APPEARANCES ► 21 CONFERENCE CHAMPIONSHIPS



ers, most recent Wes Feer vs. Eastern Illinois on Aug. 31, 2013) ... Also made all four of his PATs, giving him 16 points ... The 16 points also tied a SDSU record among kickers (fifth time that has happened) ... Also tied a then career high with eight kickoffs for 508 yards (63.5 avg.) with two touchbacks ... On his eight kickoffs, Utah State averaged a 20.3 average starting field position ... Had another good game against Hawai'i, making his first two field goal attempts (30 and 45 yards) and nailing all seven PATs ... Did miss a career-long 51-yard attempt in the third quarter, snapping a streak of 10 consecutive makes ... Also kicked off a career-high 10 times for a career-best 603 yards (60.3 avg.)

... Was 2-for-2 on field goal attempts, but 4-of-6 on PATs at Nevada (both PAT misses were blocked) ... Made his field goals from 28 and 31 yards ... Also kicked off nine times for 540 yards (60.0 avg.) with a career-high six touchbacks ... Was 2-for-2 on field goal attempts and 3-for-3 on PATs at Wyoming ... Had multiple field goals - 27 and 31 yards - for the fourth straight game and fifth time of his career ... Was 1-for-1 on field goal attempts and 4-for-4 on PATs vs. Colorado State ... The field goal was a 34-yarder ... Was 2-for-2 on field goal attempts and 3-for-3 on PATs in the MW Championship game at Wyoming ... Was 2-for-2 on field goal attempts and 4-for-4 on PATs against Houston

in the Las Vegas Bowl ... Broke Donny Hageman's SDSU field goal record of 20 in 2014 with his second make ... Made multiple field goals for the seventh time of the season and sixth time in seven games ... Finished 21-for-23 (.913) on the season on field goal attempts, the best mark in SDSU single-season history ... Finished his season with 19 straight field goals made of 50 yards or less.

FRESHMAN SEASON (2015)

Was on the travel squad for most of the season, but did not see any action.

REDSHIRT SEASON (2014)

Utilized his redshirt season in his first year at San Diego State ... Was originally one of four kickers on the roster, but moved up to No. 2 on the depth chart by the end of the season.

HIGH SCHOOL

Lettered three years at Chaparral High School in Temecula, Calif. ... Converted all 48 of his extra-point attempts during his career at CHS, including a 38-for-38 mark as a senior ... Was 11-of-16 on field goal attempts as a senior, with a long of 51 yards ... Was a first-team all-league selection as a senior ... Went 2-for-2 in field goal attempts

in three separate games ... Punted 29 times with a 40.5-yard average in 2013 ... Averaged 55.2 yards per kickoff as a junior with 39 touchbacks in 49 kickoffs ... Was rated as a 5-star kicker by *kohlsskicking.com* and was ranked as the 12th-best kicker in the class of 2014 by the website ... Was a two-star recruit by *Rivals.com* and 247sports ... Also played soccer at Chaparral, where he was named the defensive MVP ... A scholar-athlete.

PERSONAL

John Christopher Baron II was born Jan. 25, 1996, in Escondido, Calif. ... Son of John and Willi Jo Baron ... Was also recruited by Colorado in the process out of high school ... Is majoring in business administration with a focus in economics.

SINGLE-GAME BESTS

Career Highs: Points: 16 at Utah State (10/28/16); Field Goals: 4 at Utah State (10/28/16); Long Field Goal: 50 vs. UNLV (10/8/16); Kickoffs: 10 vs. Hawai'i (11/5/16); Touchbacks (KO): 6 at Nevada (11/12/16); Kickoff Avg. (More than 1 att.): 64.4 (5-for-322) at Wyoming (11/19/16).

Baron's Career Statistics

Kicking Season	GP	GS	FGM	FGA	Pct.	01-19	20-29	30-39	40-49	50+	Lg.	Blk.
2016	14	14	21	23	.913	0-0	7-7	8-8	5-6	1-2	50	0
Career	14	14	21	23	.913	0-0	7-7	8-8	5-6	1-2	50	0

Kickoffs Season	GP	GS	No.	Yds.	Avg.	TB	OB
2016	14	14	94	5,891	62.7	33	1
Career	14	14	94	5,891	62.7	33	1

15 → Nick Bawden



- ◆ Fullback
- ◆ Senior - 2 Letters, 6-3, 245
- ◆ Los Gatos, Calif.
- ◆ Los Gatos High

Was the only true freshman to start a game for SDSU in 2014, earning two starts at quarterback.

At A Glance

► Became the second true freshman to start at quarterback in SDSU's Division I history at Fresno State (Oct. 3, 2014) and the first to start a game having never thrown a pass prior to his first start.

► Also was the first San Diego State true freshman, and the second in school history (Brinton in 1997), to start at quarterback in an Aztec win.

► Was the lead blocker last year for the 1-2 combo of Donnell Pumphrey (2,133 yards) and Rashaad Penny (1,018 yards) as SDSU became the first FBS team in NCAA history with a 2,000- and a 1,000-yard rusher in the same season.

- ◆ 2016 Second Team Pro Football Focus All-American

Was the backup quarterback for most of 2014 after starting for an injured Quinn Kaehler for two straight games at Fresno State and New Mexico ... Moved to fullback from quarterback prior to fall camp, where he backed up two-year starter Dakota Gordon in 2015 ... Good athlete who possesses good hands ... Has embraced the fullback position and continues to improve ... Is listed as the starter at fullback heading into 2017 season ... Coach Long called him the most improved offensive player in the spring of 2016.

SENIOR SEASON (2017)

Has been rated as the 13th-best fullback in the 2018 NFL Draft by CBS Sports and the

Bawden's Career Game-By-Game

FRESHMAN (TRUE) SEASON - 2014 GAME-BY-GAME / PASSING


Date	Opponent	GP	GS	Att.	Cmp.	Pct.	Int.	TD	Yds.	Rtg.
A.30	Northern Arizona	1	0	0	0	0.0	0	0	0	0.00
S.27	UNLV*	1	0	0	0	0.0	0	0	0	0.00
O.3	at Fresno State*	1	1	24	9	37.5	2	1	84	63.98
O.10	at New Mexico*	1	1	13	4	30.8	0	0	63	71.48
N.29	at San José State*	1	0	1	0	0.0	0	0	0	0.00
2014 SEASON TOTALS		5	2	38	13	34.2	2	1	147	64.86

FRESHMAN (TRUE) SEASON - 2014 GAME-BY-GAME / RUSHING & RECEIVING

Date	Opponent	GP	GS	Rushing			TD	Receiving		
				Att.	Yds.	Avg.		No.	Yds.	TD
A.30	Northern Arizona	1	0	0	0	0.00	0	0	0	0
S.27	UNLV*	1	0	0	0	0.00	0	0	0	0
O.3	at Fresno State*	1	1	8	36	4.50	0	0	0	0
O.10	at New Mexico*	1	1	3	7	2.33	0	0	0	0
N.29	at San José State*	1	0	0	0	0.00	0	0	0	0
2014 SEASON TOTALS		5	2	11	43	3.91	0	0	0	0

JUNIOR SEASON - 2016 GAME-BY-GAME / RUSHING & RECEIVING

Date	Opponent	GP	GS	Rushing			TD	Receiving		
				Att.	Yds.	Avg.		No.	Yds.	TD
S.3	New Hampshire	--- Did Not Play ---								
S.10	California	1	0	0	0	0.00	0	1	4	0
S.17	at Northern Illinois	1	0	0	0	0.00	0	1	4	0
O.1	at South Alabama	1	1	1	4	4.00	0	1	10	0
O.8	UNLV*	1	1	0	0	0.00	0	0	0	0
O.14	at Fresno State*	1	1	0	0	0.00	0	2	23	0
O.21	San José State*	1	1	0	0	0.00	0	2	17	0
O.28.	at Utah State*	1	1	0	0	0.00	0	0	0	0
N.5	Hawai'i*	1	1	0	0	0.00	0	2	7	0
N.12	at Nevada*	1	1	0	0	0.00	0	1	19	0
N.19	at Wyoming*	1	1	0	0	0.00	0	1	1	0



14th-best by Phil Steel Magazine.

JUNIOR SEASON (2016)

Was named a first-team All-American by *Pro Football Focus* ... Played in each of the final 13 games, starting the final 11 ... Had 15 catches for 137 yards (9.1 avg.) and a 4-yard rush ... According to *Pro Football Focus*, graded out as the best blocking fullback in the country and the sixth-best fullback overall ... Did not play in the opener vs. New Hampshire ... Made his first career catch, going for four yards against California off the bench ... Made another 4-yard grab off the pine at Northern Illinois ... Had a 10-yard catch in his first career start at fullback at South Alabama ... Also had a 4-yard rush, his first rushing attempts as a fullback ... Started again against UNLV, but did not record a stat ... Had career highs of two catches and 23 yards in a start at Fresno State ... Included in the 23 yards was a long of 14 yards ... Had another two catches for 17 yards in a start against San José State ...

Did not record a stat in starting time at Utah State ... Caught two passes for seven yards (3.5 avg.) in another start against Hawai'i ... Had a then career-long 19-yard catch in a start at Nevada ... Had a 1-yard grab at Wyoming in another start ... Made a career-high three receptions for a career-best 32 yards (10.7 avg.) against Colorado State ... Had a long of 12 yards ... Did not find the stat sheet in a start at Wyoming in the MW Championship game ... Made a career-long 20-yard grab in a start vs. Houston in the Las Vegas Bowl.

SOPHOMORE SEASON (2015)

Played in nine games on the season, including eight of the final 10, without recording a stat ... Did not play in the opener vs. San Diego ... Logged his first snaps of his career at fullback at California without finding the stat sheet ... Did not play against South Alabama ... Was on the travel squad to Penn State, but did not see any action ... Saw time on special teams vs. Fresno State ... Trav-

N.26	Colorado State*	1	1	0	0	0.00	0	3	32	0
D.3	at Wyoming@	1	1	0	0	0.00	0	0	0	0
D.17	vs. Houston^	1	1	0	0	0.00	0	1	20	0
2016 SEASON TOTALS		13	11	1	0	0.00	0	15	137	0

Bold indicates season high. * - Mountain West game. # - 2014 San Diego County Credit Union Poinsettia Bowl (Qualcomm Stadium; San Diego, Calif.). `` - 2015 Sports Authority Mountain West Championship (Qualcomm Stadium; San Diego, Calif.). % - 2015 Hawai'i Bowl (Aloha Stadium; Honolulu, Hawaii). @ - 2016 Mountain West Championship (War Memorial Stadium; Laramie, Wyo.). ^ - 2016 Las Vegas Bowl (Sam Boyd Stadium; Las Vegas, Nev.).

eled on the Hawai'i trip, but did not see any time ... Logged snaps at fullback at San José State without making the stat sheet ... Played late in the game against Utah State, but did not record a stat ... Also logged statless time at Colorado State ... Played some time at fullback vs. Wyoming, but did not get on the stat sheet ... Logged significant time off the bench at UNLV without recording a stat ... Played some statless time vs. Nevada ... Also did not see action vs. Air Force in the Mountain West Championship ... Played in the Hawai'i Bowl against Cincinnati without making the stat sheet.

FRESHMAN (TRUE) SEASON (2014)

Was one of eight Aztec true freshmen to see action in a game and was the only one to earn a start ... Threw for 147 yards on the year, going 13-for-38 for a touchdown and two interceptions ... Also rushed 11 times for 43 yards (3.9 avg.) ... If you take away the three times he was sacked, he had 63 rushing yards on eight attempts (7.9 avg.) ... Came off the bench to play the final series in the opening win vs. Northern Arizona, but did not throw a pass ... Was on the travel squad to No. 21/23 North Carolina, but did not appear in the game ... Also was on the travel squad to Oregon State, but did not log any snaps ... Played in the team's final drive vs. UNLV, but only handed the ball off ... Became the second true freshman to start a game at quarterback and first without previously throwing a pass at Fresno State ... Only 12 FBS true freshmen had started at quarterback in the season with just seven earning the start without previously throwing a pass in college (as of Oct. 3, 2014) ... Was 9-for-24 for 84 yards with one touchdown and two interceptions ... Also rushed for 36 yards on eight attempts, averaging 4.5 yards per carry ... If you took away the two times he was sacked, those rushing numbers go to 48 yards on six attempts (8.0 avg.) ... Was the 39th player to make his quarterback starting debut for the Aztecs in the Division I era (since 1969) ... Became the second SDSU true freshman in school history (Spencer Brinton in 1997) to start at quarterback in an Aztec win at New Mexico ... Was 4-for-13 for 63 yards with no touchdowns and no interceptions, playing only the first half ... Also carried three times for seven yards (twice for 15 yards if you take away the 8-yard sack) ... Had a career-long 43-yard pass in the first quarter to Eric Judge ...

Backed up Quinn Kaehler without seeing action in consecutive games vs. Hawai'i, Nevada, Idaho, Boise State and Air Force ... Came off the bench vs. San José State and threw a pass for the first time since the New Mexico game, but the pass was incomplete ... Was on the sidelines, but did not see the field vs. Navy in the Poinsettia Bowl.

HIGH SCHOOL

Completed 107 of 197 passes (54.3 percent) for 1,622 yards and 14 touchdowns with eight interceptions as a senior at Los Gatos High ... Also rushed for 189 yards on 39 attempts (4.9 avg.) with one touchdown ... Passed for 1,636 yards and 12 touchdowns as a junior ... Rated as a three-star recruit by *Scout.com* and was picked as the 67th-best quarterback ... Also was a three-star recruit by *ESPN.com* with a scout grade of 77, a three-star recruit by 247sports with a grade of 82 and a two-star recruit by *Rivals.com*.

PERSONAL

Charles Nicholas Bawden was born June 22, 1996, in Los Gatos, Calif. ... Son of Rick and Kimberly Bawden ... Was also offered a scholarship from Eastern Washington, while drawing interest from Arkansas, California, Fresno State, Harvard, San José State, Utah and Washington ... A business administration major with a concentration as a management entrepreneur.

SINGLE-GAME BESTS

Career Highs: Carries: 8 at Fresno State (10/3/14); Rushing Yards: 36 at Fresno State (10/3/14); Long Rush: 15 at New Mexico (10/10/14); Receptions: 3 vs. Colorado State (11/26/16); Receiving Yards: 23 at Fresno State (10/14/16); Long Reception: 20 vs. Houston (12/17/16); Attempts: 24 at Fresno State (10/3/14); Completions: 9 at Fresno State (10/3/14); Passing Yards: 84 at Fresno State (10/3/14); Long Pass: 43 at New Mexico (10/10/14); Passing Touchdowns: 1 at Fresno State (10/3/14); Completion Pct. (min. 12 att.): 37.50 (9-for-24) at Fresno State (10/3/14); Efficiency Rating: 71.48 at New Mexico (10/10/14).

Bawden's Career Statistics

Season	Passing								Rushing			
	GP	GS	Att.	Cmp.	Pct.	Int.	TD	Yds.	Rtg.	Att.	Yds.	TD
2014	5	2	38	13	34.2	2	1	147	64.86	11	43	0
2015	9	0	0	0	0.0	0	0	0	0.00	0	0	0
2016	13	11	0	0	0.0	0	0	0	0.00	1	4	0
Career	27	13	38	13	34.2	2	1	147	64.86	12	47	0
Receiving												
	GP	GS	Rec.	Yds.	Avg.	Long	TD	Rec/Gm	Yds/Gm.			
2016	13	11	15	137	9.1	20	0	1.2	10.5			
Career	13	11	15	137	9.1	20	0	1.2	10.5			



50 → Turner Bernard



- ♦ Long Snapper
- ♦ Freshman - Redshirt, 6-1, 210
- ♦ Glendale, Ariz.
- ♦ Mountain Ridge High

Was listed as the top long snapper of the 2016 recruiting class by Kohl's Kicking.

Bernard's Career Statistics

Season	GP	GS
2016	4	4
Career	4	4

Was the starting long snapper for the Aztecs last year until he tore the ACL in his left knee in the fourth game of the season ... Is expected to be fully healed by 2017 fall camp.

REDSHIRT SEASON (2016)

Started the first four games of his true freshman season until he tore the ACL in his left knee chasing down SDSU's first punt at South Alabama ... Ultimately used his redshirt season.

HIGH SCHOOL

Played three years at Mountain Ridge High School in Glendale, Ariz. ... Was a two-time all-state long snapper ... Received a five-star rating from Kohl's Kicking, which also listed him as the nation's top incoming long snapper ... A two-star recruit by Rivals as an athlete, and by Scout, 247sports and ESPN as long snapper ... Received a grade of 74 by 247sports and graded out as the No. 7 player at the position ... Earned a grade of 69 by ESPN and was picked as the top long snapper in the 2016 class ... Was chosen to snap in the Under Armour All-America game ... Received the highest overall snapping

score for all 2015 Showcase Camps as well as the highest overall score for the 2015 Scholarship Camp.

PERSONAL

Turner Charles Bernard was born Aug. 14, 1998, in Phoenix, Ariz. ... Son of Ben and Shawna Bernard ... Picked the Aztecs over offers from Utah and Northwestern ... Is undeclared on a major.

30 → Garrett Binkley



- ♦ Cornerback
- ♦ Sophomore - Squad, 5-9, 170
- ♦ Ramona, Calif.
- ♦ Ramona High

Athletic, defensive back who provides depth to the cornerback position ... Also plays on special teams ... Is listed third at the left cornerback position after spring drills.

FRESHMAN SEASON (2016)

Played in his first two career games without recording a stat ... First appearance was on the road at Utah State ... Also played the following week against Hawai'i.

REDSHIRT SEASON (2015)

Redshirted his first season at SDSU.

HIGH SCHOOL

Earned three letters at nearby Ramona High School ... In 2014, captured all-CIF San Diego Section second-team offense and all-Palomar League first-team offense honors, when the Bulldogs finished as the League runner-up ... Led the team that year with 976 yards on 50 receptions with 12 touchdowns ... Helped Ramona to a Palomar League championship his junior season ... Also competed in track, wrestling and baseball at Ramona.

PERSONAL

Garrett Reid Binkley was born on Oct. 26, 1996 in Memphis, Tenn. ... Son of Courtney Smith, who was a gymnast at Kentucky, earning letters in 1988 and 1989 ... Is majoring in interdisciplinary studies.

96 → Neal Boudreau



- ♦ Quarterback
- ♦ Freshman - Redshirt, 6-3, 200
- ♦ Irvine, Calif.
- ♦ University HS

Moved to quarterback in the spring after backing up Tanner Blain at punter in 2016.

Pronounced BOO-dro ... Joined the Aztecs for the 2016 fall camp, where he backed up senior Tanner Blain at punter for duration of the season ... Switched over to quarterback in the spring of 2017, where he got extensive reps with starter Christian Chapman hampered by a thumb injury ... Is listed fourth on

the depth chart behind Chapman, Ryan Agnew and incoming Rutgers transfer Chris Laviano heading into the season.

REDSHIRT SEASON (2016)

Redshirted his first season at SDSU as a punter.

HIGH SCHOOL

Earned three letters at University High School in Irvine, Calif. ... Was a second-team all-Pacific Coast League pick and an all-city selection as a senior ... Captained the Trojans as a senior, while also being named the school's male scholar-athlete of the year ... Also starred for the baseball team, making first-team all-league and all-city as a senior ... Also played basketball at University HS.

PERSONAL

Neil Raymond Boudreau was born Oct. 15, 1997, in Geneva, Ill. ... Son of Steve and Carolyn Boudreau ... A business administration major.

49 → Josh Bringuel



- ◆ Linebacker
- ◆ Freshman - Redshirt, 6-4, 220
- ◆ San Jose, Calif.
- ◆ Bellarmine Prep

Walk-on linebacker who will look for playing time in his second season at San Diego State ... Is fourth at one of the two outside linebacker spots after spring drills.

REDSHIRT SEASON (2016)

Redshirted his first year with the Aztecs.

HIGH SCHOOL

Was a three-year letterwinner at Bellarmine Prep in San Jose, Calif. ... Was a two-time first-team all-WCAL selection and a one-time second-team pick ... Twice was a honorable-mention selection by the *Mercury News* ... Helped lead Bellarmine to championships in

the WCAL, Central Coast Section and CIF Northern California DIIA ... Also played basketball (two years), volleyball (one year) and threw the discus (one year) for the Bells ... Was a four-time class president at Bellarmine.

PERSONAL

Josh Matthews Bringuel was born Jan. 16, 1998, in Mountain View, Calif. ... Son of Michael and Andrea Bringuel ... Is majoring in math ... Also was recruited by San José State, Yale, Cal Poly, Lewis & Clark and Redlands.

48 → Israel Cabrera



- ◆ Safety
- ◆ Sophomore - 1 Letter, 5-10, 180
- ◆ Canyon Country, Calif.
- ◆ Canyon High

Is 11 minutes older than twin brother, Liam, a wide receiver on the team.

Speedy defensive back with good technique ... Is listed as the backup to Trenton Thompson at one of the two Warrior spots heading into the season ... Also excels on special teams.

FRESHMAN SEASON (2016)

Saw action in 11 games on special teams, registering one assisted tackle against Hawai'i ... Did not play in the first two games, but logged special teams snaps at Northern Illinois and in the next seven games as well

... Did not play at Wyoming (Nov. 19), but played in the final three games of the season, including the MW Championship at Wyoming (Dec. 3) and the Las Vegas Bowl vs. Houston.

REDSHIRT SEASON (2015)

Redshirted his first year on campus.

HIGH SCHOOL

Earned three letters at Canyon Country High School ... Was the Foothill League Defensive Player of the Year as a senior ... Also was a two-time first-team all-league pick and second-team selection another season ... In three seasons, amassed 188 tackles (171 solo), 8.5 tackles for loss, 14 interceptions, 20 pass deflections, three forced fumbles and three fumble recoveries, according to MaxPreps ... Also totaled 1,241 all-purpose yards as a senior, including 740 receiving yards and nine touchdowns on 45 catches ... Also excelled in track and field, earning all-city accolades after winning both the 100 and 200 at the league championships ... Garnered first-team all-area honors in track and well.

PERSONAL

Israel Dante Cabrera was born Feb. 17, 1997 ... Son of Fran Cabrera ... Twin brother, Liam, also plays on the football team ... Is majoring in criminal justice.

SINGLE-GAME BESTS

Career Highs: Tackles: 1 vs. Hawai'i (11/5/16).

I. Cabrera's Career Statistics

Season	GP	GS	UA	A	TT	TFL	Sk	Int.	PBU	FF	FR
2016	11	0	0	1	1	0.0	0.0	0	0	0	0
Career	11	0	0	1	1	0.0	0.0	0	0	0	0

37 → Liam Cabrera



- ◆ Wide Receiver
- ◆ Sophomore - Squad, 5-10, 190
- ◆ Canyon Country, Calif.
- ◆ Canyon High

Is the younger twin brother of safety Israel by 11 minutes.

Explosive, athletic receiver with a good first step ... Is third on the depth chart at the "Z" wide receiver spot after spring drills.

FRESHMAN SEASON (2016)

Played in one game on special teams, logging time against Houston in the Las Vegas Bowl ... Did not record a stat.

REDSHIRT SEASON (2015)

Utilized his redshirt season in his first year on The Mesa.

HIGH SCHOOL

Earned three letters at Canyon Country High School ... Was an all-CIF Northern Division pick in 2013 ... Also was a three-time first-team all-Valley selection and three-time all-league honoree (2012-14) ... In three seasons, recorded 186 receptions for 3,176 yards (17.1 avg.) and 29 touchdowns, according to MaxPreps ... On the defensive side of the ball, had 81 tackles (73 solo), two interceptions, eight pass deflections and a fumble recovery ... Also ran track and field.

PERSONAL

Liam Cabrera was born Feb. 17, 1997 ... Son of Fran Cabrera ... Twin brother, Israel, also plays on the football team ... Is majoring in interdisciplinary studies.



31 → John Carroll



- ◆ Fullback
- ◆ Sophomore - Squad, 6-2, 235
- ◆ Santa Clarita, Calif.
- ◆ St. Francis High

Physical athlete who made the move to fullback in the spring after playing linebacker his first two seasons at SDSU ... Missed most of the 2016 season (spring and fall) with an injury, before playing the final four games on special teams ... Is listed third on the depth chart heading into the season.

FRESHMAN SEASON (2016)

Missed most of the season, recovering from an injury the previous campaign ... Returned to play the final four games of the season on special teams, including games at Wyoming, home vs. Colorado State, at Wyoming in the MW Championship and against Houston in the Las Vegas Bowl ... Did not find the stat sheet.

REDSHIRT SEASON (2015)

Redshirted his first year at San Diego State.

HIGH SCHOOL

Excelled on both sides of the ball at St. Francis High in Santa Clarita, Calif. ... Had 33 receptions for 576 yards (17.5 avg.) and nine touchdowns as a senior (according to MaxPreps), while recording a team-high 85 tackles, four sacks, two pass breakups and a forced fumble on defense ... Led the Golden Knights to a 21-4 (.840) record over the final two seasons, including an 11-1 mark in 2014 ... Was a three-time all-league pick (2012-14), a two-time all-CIF selection (2013-14) and a first-team all-state pick (MaxPreps) (2014) ... Was the Angelus League MVP, *Pasadena Star News* Defensive Player of the Year and a MaxPreps second-team All-American as a senior ... Also garnered all-area accolades from the *Pasadena Star News* and *Glendale News Press* each of his three seasons ... A three-star recruit according to 247sports and Scout, and a two-star

pick by Rivals ... Scout ranked him as the ninth-best tight end recruit in California ... Received an 87 from 247sports ... A scholar-athlete for three years ... Captained his basketball and football team.

PERSONAL

John Andrew Carroll was born Feb. 23, 1997, in Valencia, Calif. ... Son of Patrick and Liz Carroll ... Picked SDSU over offers from UC Davis and UNLV, while also receiving interest from Arizona, California, Colorado and Wake Forest ... Is majoring in communication.

42 → Troy Cassidy



- ◆ Linebacker
- ◆ Sophomore - 1 Letter, 6-3, 215
- ◆ Carlsbad, Calif.
- ◆ Carlsbad High

His 10 tackles last year were the most on the team among true freshmen.

◆ 2016 MW Fall All-Academic Team

Smart, athletic player who played in 11 games as a true freshman last year ... Is listed third on the depth chart at one of the two outside linebacker spots heading into the 2017 season.

FRESHMAN (TRUE) SEASON (2016)

Played in each of the final 11 games, mostly on special teams, making 10 tackles (four solo) with a 1-yard sack (and tackle for loss) ... Did not play the first three games of the season ... Saw time on special teams for the first time of his collegiate career, but did not record a stat ... Also logged statless time vs. UNLV ... Had his first two tackles of his career at Fresno State ... Made a career-high three stops (all solo) vs. San José State ... Also recorded his first sack (and tackle for

loss), going for 1-yard ... Did not find the stat sheet at Utah State, but did play ... Tied a career high with three tackles (one solo) against Hawai'i ... Made an assisted tackle at Nevada ... Had an assisted stop at Wyoming ... Logged statless time off the bench against Colorado State, at Wyoming in the MW Championship game and vs. Houston in the Las Vegas Bowl.

HIGH SCHOOL

Was a three-year letterwinner at Carlsbad High School in nearby Carlsbad ... Recorded 178 tackles (119 solo), with 10 sacks over his Lancer career ... All-CIF San Diego Section first-team defense honoree his senior season after ranking second on the team with 69 tackles, 46 solo, four tackles for loss and two interceptions for 85 yards and 4.5 sacks, according to MaxPreps ... At tight end

Cassidy's Career Game-By-Game

FRESHMAN (TRUE) SEASON - 2016 GAME-BY-GAME

Date	Opponent	GP	GS	UA	A	TT	TFL	Sk.	Int.	PBU	FF	FR
S.3	New Hampshire			---		Did Not Play	--					
S.10	California			---		Did Not Play	--					
S.17	at Northern Illinois			---		Did Not Play	--					
O.1	at South Alabama	1	0	0	0	0	0.0	0.0	0	0	0	0
O.8	UNLV*	1	0	0	0	0	0.0	0.0	0	0	0	0
O.14	at Fresno State*	1	0	0	2	2	0.0	0.0	0	0	0	0
O.21	San José State*	1	0	3	0	3	1.0	1.0	0	0	0	0
O.28	at Utah State*	1	0	0	0	0	0.0	0.0	0	0	0	0
N.5	Hawai'i*	1	0	1	2	3	0.0	0.0	0	0	0	0
N.12	at Nevada*	1	0	0	1	1	0.0	0.0	0	0	0	0
N.19	at Wyoming*	1	0	0	1	1	0.0	0.0	0	0	0	0
N.26	Colorado State*	1	0	0	0	0	0.0	0.0	0	0	0	0
D.3	at Wyoming@	1	0	0	0	0	0.0	0.0	0	0	0	0
D.17	vs. Houston^	1	0	0	0	0	0.0	0.0	0	0	0	0

2015 SEASON TOTALS

11 0 4 6 10 1.0 1.0 0 0 0 0
 Bold indicates season high. * - Mountain West game. @ - 2016 Mountain West Championship (War Memorial Stadium; Laramie, Wyo.). ^ - 2016 Las Vegas Bowl (Sam Boyd Stadium; Las Vegas, Nev.).

in 2015, recorded 226 yards on 13 receptions, scoring three touchdowns ... Helped lead Carlsbad to a 2015 Avocado West League championship, returning an interception 70 yards for a touchdown in the title game ... All-Avocado West League second team honoree his junior season, recording 82 tackles, 55 solo, nine tackles for loss and five sacks ... A three-star recruit by Rivals, Scout and ESPN ... Earned a grade of 72 by ESPN ... Lettered in volleyball for the Lancers, earning All-Academic Team honors and scholar-athlete accolades and helping Carlsbad to a spot in the CIF San Diego Section Boys' Volleyball Championship match.

PERSONAL

Troy Aaron Cassidy was born June 1, 1988, in San Diego, Calif. ... Also received offers from Arizona, Boise State, Colorado, Navy, Nevada, Oregon State, Utah State, Washington and Washington State (according to Rivals) ... Is undecided on a major.

SINGLE-GAME BESTS

Career Highs: Tackles: 3 vs. Hawai'i (11/5/16), San José State (10/21/16); Tackles For Loss: 1.0 vs. San José State (10/21/16); Sacks: 1.0 vs. San José State (10/21/16).

Cassidy's Career Statistics

Season	GP	GS	UA	A	TT	TFL	Sk	Int.	PBU	FF	FR
2016	11	0	4	6	10	1.0	1.0	0	0	0	0
Career	11	0	4	6	10	1.0	1.0	0	0	0	0



86 → Jerry Chaney



- ◆ Safety
- ◆ Sophomore - Squad, 6-0, 185
- ◆ Rancho Cucamonga, Calif.
- ◆ Rancho Cucamonga High

Speedy, athletic body who made the move to safety in the spring after working with the wide receiver corps his first two years ... Is

listed third on the depth chart at one of the two Warrior spots heading into fall.

FRESHMAN SEASON (2016)

Did not play while working with the wide receivers.

REDSHIRT SEASON (2015)

Utilized his redshirt season.

HIGH SCHOOL

Totalled 49 catches for 587 yards and four touchdowns over his career (according to Max-Preps) ... Had 19 catches for 232 yards (12.2 avg.) and a touchdown in 2014 and 30 receptions for 355 yards (11.8 avg.) and three scores in 2013 ... Was a second-team all-Baseline League selection at safety as a senior ... A team captain in 2014 ... A three-star recruit by ESPN and Scout, and a two-star recruit by Rivals and 247sports ...

Received a grade of 73 by 247sports and a 70 from ESPN ... Also was an honor student.

PERSONAL

Jerry Chaney was born Nov. 3, 1997, in Up-land, Calif. ... Son of Jerry and Mera Chaney ... Father, Jerry, played football at Purdue ... Also received an offer from UC Davis, and was recruited by Fresno State, San José State and USC ... Is majoring in psychology.

10 → Christian Chapman



- ◆ Quarterback
- ◆ Junior - 2 Letters, 6-0, 200
- ◆ Carlsbad, Calif.
- ◆ Carlsbad High

Is 13-3 as the starting quarterback at SDSU, including a 4-0 mark in postseason play (MW championship/bowl games).

- ◆ 2015 MW Championship Game Most Valuable Offensive Player

At A Glance

► Had the third-best completion percentage (61.0) by an Aztec last year since 1996.

► Has the 15th-best pass efficiency rating (153.9) in the country since his first collegiate start on Dec. 5, 2015 (min. 275 attempts).

► Has six career games with multiple touchdown passes and has never thrown more than one interception in a game.

► Was named the most valuable offensive player in SDSU's 27-24 win over Air Force in the 2015 Mountain West Championship game in his first career collegiate start, going 9-for-14 for 203 yards and throwing his first career touchdown pass.

► His 209.66 pass efficiency rating in the 2015 MW Championship game was the second-highest mark in SDSU's Division I history (since 1969) among quarterbacks making their Aztec debut (Kevin McKechnie, 291.82 vs. Navy on Sept. 5, 1997).

Mobile, accurate quarterback with a quick release ... Has started the last 16 games entering 2017, including four postseason contests ... Is 13-3 as a starting quarterback, winning both the 2015 and 2016 MW Championship game and the 2015 Hawai'i Bowl and 2016 Las Vegas Bowl ... In four career postseason appearances (MW championships and bowl games), is 4-0 and has completed 33 of 52 attempts (63.5 pct.) for 529 yards and three touchdowns against one interception for a 164.11 pass efficiency rating ... Since his first start (Dec. 5, 2015), he owns the 15th-best pass efficiency rating in the country (153.9, min. 275 att.) ... All-time SDSU ranks: second in quarterback winning percentage (.813), fourth in pass efficiency rating (148.2) and tied for eighth in QB victories (13) ... His 16 consecutive starts at quarterback are the program's most since Ryan Lindley started a school-record 44 straight from Oct. 18, 2008-Dec. 17, 2011.

SOPHOMORE SEASON (2016)

Racked up numerous superlatives, including being named a "Other Quarterbacks to Watch" by *Athlon Sports*' Steven Lassan, a "Top 25 MW Player to Watch" by the *Orlando Sentinel*'s Matt Murschel, "SDSU's Key Player to a Successful Season" by *Campus Insiders*' Pete Fiutak, a "Group of 5 Wild Card Players" by *Athlon Sports*' J.P. Scott and a "SDSU Player to Watch" by *Lindy's*

Chapman's Career Game-By-Game

FRESHMAN SEASON - 2015 GAME-BY-GAME

Date	Opponent	GP	GS	Att.	Cmp.	Pct.	Int.	TD	Yds.	Rtg.
S.5	San Diego	1	0	2	2	100.0	0	0	39	263.80
S.12	at California	1	0	13	4	30.8	1	0	37	39.29
S.19	South Alabama	---	---	---	---	---	---	---	---	---
S.26	at Penn State	---	---	---	---	---	---	---	---	---
O.3	Fresno State*	---	---	---	---	---	---	---	---	---
O.10	at Hawai'i*	---	---	---	---	---	---	---	---	---
O.17	at San José State*	---	---	---	---	---	---	---	---	---
O.23	Utah State*	1	0	0	0	0.00	0	0	0	0.00
O.31	at Colorado State*	1	0	0	0	0.00	0	0	0	0.00
N.14	Wyoming*	1	0	0	0	0.00	0	0	0	0.00
N.21	at UNLV*	1	0	0	0	0.00	0	0	0	0.00
N.28	Nevada*	1	0	9	6	66.67	0	0	44	107.73
D.5	Air Force**	1	1	14	9	64.29	0	1	203	209.66
D.24	vs. Cincinnati%	1	1	11	8	72.73	0	1	113	189.02
2015 SEASON TOTALS		9	2	49	29	59.18	1	2	436	143.31

SOPHOMORE SEASON - 2016 GAME-BY-GAME

Date	Opponent	GP	GS	Att.	Cmp.	Pct.	Int.	TD	Yds.	Rtg.
S.3	New Hampshire	1	1	25	16	64.00	0	2	283	185.49
S.10	California	1	1	23	14	60.87	1	1	129	113.63
S.17	at Northern Illinois	1	1	19	11	57.89	1	3	126	155.18
O.1	at South Alabama	1	1	22	13	59.09	0	1	159	134.80
O.8	UNLV*	1	1	20	15	75.00	0	1	215	181.80
O.14	at Fresno State*	1	1	12	7	58.33	0	0	72	108.73
O.21	San José State*	1	1	18	13	72.22	1	1	167	157.38
O.28	at Utah State*	1	1	9	4	44.44	0	1	14	94.18
N.5	Hawai'i*	1	1	15	7	46.67	1	3	76	141.89
N.12	at Nevada*	1	1	16	11	68.75	0	2	146	186.65
N.19	at Wyoming*	1	1	26	15	57.69	0	2	211	151.25
N.26	Colorado State*	1	1	19	11	57.89	1	2	183	163.01
D.3	at Wyoming@	1	1	13	6	46.15	1	0	85	85.69
D.17	vs. Houston^	1	1	14	10	71.43	0	1	128	171.80
2016 SEASON TOTALS		14	14	251	153	60.96	6	20	1,994	149.20

Bold indicates season high. * - Mountain West game. ** - 2015 Sports Authority Mountain West Championship (Qualcomm Stadium; San Diego, Calif.). % - 2015 Hawai'i Bowl (Aloha Stadium; Honolulu, Hawaii). @ - 2016 Mountain West Championship (War Memorial Stadium; Laramie, Wyo.). ^ - 2016 Las Vegas Bowl (Sam Boyd Stadium; Las Vegas, Nev.).

Sports ... Was 153-for-251 (61.0 pct.) for 1,994 yards and 20 touchdowns with just six interceptions, owning a 149.20 pass efficiency rating ... His 61.0 completion percent-

age was the third best by an Aztec since 1996 ... (Min. 180 attempts), ranked second in the MW in pass touchdown percentage (11th nationally, 8.0) and touchdown-to-in-

Christian Chapman - Inside The Numbers

HIGHEST PASS EFFICIENCY RATING IN FBS BOWL GAMES SINCE 2015 (MIN. 1 BOWL GAME PLAYED AND 1 PASS ATTEMPT IN BOTH 2015 AND 2016)

Rk.	Name	Team	GP	Att.	Cmp.	Yds.	TD	INT	Eff.
1.	► Christian Chapman	San Diego State	2	25	18	241	2	0	179.4
2.	Bart Houston	Wisconsin	2	14	11	159	0	0	174.0
3.	Dane Evans	Tulsa	2	82	55	678	8	0	168.7
4.	Lamar Jordan	New Mexico	2	13	6	187	1	2	161.6
5.	Jeremy Johnson	Auburn	2	10	6	104	1	1	160.4

HIGHEST WINNING PERCENTAGE BY A QB IN SDSU HISTORY / DI HISTORY

Rk.	DI Rk.	Name	Years	W-L-T	Pct.
1.	-	Dennis Shaw	1968-69	20-0-1	.976
2.	1.	► Christian Chapman	2015-16	13-3-0	.813
3.	2.	Craig Penrose	1974-75	14-5-1	.725
4.	3.	Brian Sipe	1969-70-71	15-7-0	.682
5.	4.	Billy Blanton	1993-94-95-96	18-10-0	.643
6.	5.	Quinn Kaehler	2013-14	14-8-0	.636

HIGHEST PASS EFFICIENCY RATING IN SDSU HISTORY / DI HISTORY

Rk.	DI Rk.	Name	Years	Pass Eff. Rating
1.	1.	Billy Blanton	1993-94-95-96	157.1
2.	-	Dennis Shaw	1968-69	154.7
3.	-	Rod Dowhower	1963-64	152.9
4.	2.	► Christian Chapman	2015-16	148.2
5.	-	Don Horn	1965-66	144.9
6.	3.	Tim Gutierrez	1992-93-94	144.1
7.	4.	Dan McGwire	1989-90	140.2
8.	5.	Joe Davis	1976-77	139.9

MOST CAREER VICTORIES BY A QB IN SDSU HISTORY / DI HISTORY

Rk.	DI Rk.	Name	Years	Wins
1.	1.	Ryan Lindley	2008-09-10-11	23
2.	2.	Todd Santos	1984-85-86-87	22
3.	-	Dennis Shaw	1968-69	20
4.	3.	Billy Blanton	1993-94-95-96	18
5.	4.	Brian Sipe	1969-70-71	15
6.	5.	Quinn Kaehler	2013-14	14
6.	5.	Craig Penrose	1974-75	14
8.	7.	► Christian Chapman	2015-16	13
8.	7.	David Lowery	1991-92-93	13
8.	7.	Craig Penrose	1974-75	13



terception percentage (T-23rd nationally, 3.33), third in pass efficiency rating (24th nationally, 149.20) and pass touchdowns (T-45th nationally, 20), fourth in yards per attempt (35th nationally, 7.94), yards per completion (41st nationally, 13.03) and completion percentage (49th nationally, 61.0), and interception percentage (58th nationally, 2.4) ... If you take away the 28 times that he was sacked for 159 yards, he ended up rushing 43 times for 222 yards (5.2 avg.) ... Has multiple touchdown passes in six games ... Had a solid opener vs. New Hampshire in just his third career start, completing 16 of 25 passes for a career-high 283 yards and a career-best two touchdowns ... His 283 yards were the most by an Aztec since Quinn Kaehler had 326 vs. Air Force on Nov. 21, 2014 ... Threw an 86-yard pass to Mikah Holder in the first quarter, tied for the seventh-longest pass in program history ... Also rushed six times for 7 yards (4.5 avg.) ... Was 14-for-23 for 129 yards, a touchdown

and an interception against California ... The interception stopped numerous streaks, including 87 passes by Chapman without an interception, 254 pass attempts by SDSU without an interception and 404 snaps without a turnover ... Was 11-for-19 with a career-high three touchdowns and 126 yards in his fifth career start ... Became the first Aztec with three touchdown passes in a game since Maxwell Smith threw three vs. Wyoming on Nov. 14, 2015 ... All three scores came in the first half as SDSU raced out to a 28-7 lead ... Completed 13 of 22 passes for 159 yards and a touchdown at South Alabama ... Was 15-for-20 for 215 yards and one touchdown without throwing a pick against UNLV ... Connected on a career-high 75 percent of his passing attempts (min. 5 att.) ... It was his seventh straight game with at least one passing touchdown ... Was only called on to pass 12 times at Fresno State, completing seven passes for 72 yards ... Also rushed six times for 26

yards (4.3 avg.) with a long of 13 yards ... Was 13-for-18 (72.2 pct.) for 167 yards and a touchdown pass in a start vs. San José State ... Threw an interception for the first time in 82 passes (81 passes in between picks) ... Also rushed five times for a season-high 31 yards (6.2 avg.) with a long of 13 yards ... Completed 4 of 9 attempts for 14 yards and a touchdown at Utah State ... The 14 yards were the fewest thrown in a game in SDSU's Division I history (since 1969) ... Also ran three times for six yards, including a long run of 10 yards ... Had a good game against Hawai'i, going 7-for-15 for 76 yards and three touchdowns with one interception ... The three touchdown passes tied a career high (also at Northern Illinois) ... Was 11-for-16 for 146 yards and two touchdowns with zero interceptions at Nevada ... Posted a season-high pass efficiency rating of 186.65) ... Finished 15-for-26 for 211 yards and two touchdowns without throwing an interception at Wyoming ... Lost for just the second time in 13 games (11-2) as the starting quarterback ... Was 11-for-19 for 183 yards and two touchdowns with one interception at Colorado State ... Threw multiple touchdown passes for the fourth straight game and sixth time of his career (all this season) ... Finished 6-for-13 for 85 yards and an interception at Wyoming in the MW Championship game ... Added nine rushes for 17 yards ...

Was 10-for-14 for 128 yards and a touchdown without throwing an interception against Houston in the Las Vegas Bowl ... Improved to 13-3 as the starting quarterback and 4-0 in postseason games (2-0 in MW championships, 2-0 in bowl games) ... Of Chapman's 10 completions, six went for first down and one went for a touchdown ... On first down, Chapman was 5-for-5 for 83 yards and a touchdown ... Finished with a pass efficiency rating of 171.8, making SDSU 6-0 in 2016 when owning a rating of 165 or better ... Threw his 20th touchdown pass of the season and 22nd of his career.

FRESHMAN SEASON (2015)

Played in nine games, including each of the final seven contests, with two starts ... Started the final two games with starter Maxwell Smith out with an injury and both were wins ... Completed 29 of 49 passes (59.2 pct.) for 436 yards, two touchdowns and an interception for a passing efficiency of 143.31 ... Also rushed 16 times for 72 yards (4.5 avg.) with a long run of 13 yards ... Logged his first career collegiate snaps against San Diego, going 2-for-2 for 39 yards with a 263.80 pass efficiency rating ... Had a long of 32 yards to Rashaad Penny ... Came off the bench at California and was 4-for-13 for 37 yards and an interception ... Had a long of 20 yards ... Did not play in the

next five games (vs. South Alabama, at Penn State, vs. Fresno State, at Hawai'i and at San José State) ... Came in late to play against Utah State without recording a stat ... Also played at Colorado State, but did not throw a pass ... Logged late snaps against Wyoming without attempting a pass ... Played for a fourth straight game at UNLV, but did not attempt a pass ... Played significant time against Nevada with starting quarterback Maxwell Smith going down with a torn ACL early in the first quarter ... Finished 6-for-9 (66.7 pct.) for 44 yards, with a long of 21 yards ... Also added 29 rushing yards on four attempts (7.2 avg.) ... Was 9-for-14 for 203 yards and threw his first career touchdown pass in his first career start without throwing an interception against Air Force in the Mountain West Championship ... Was named the game's offensive most valuable player ... Set career highs in completions (9), pass attempts (14), yards (203), touchdowns (1) and pass efficiency rating (209.7, min. 12 attempts) ... The 209.7 pass efficiency rating was the second-highest mark in SDSU's Division I history among quarterbacks making their Aztec debut (Kevin McKechnie, 291.82 vs. Navy on Sept. 5, 1997) ... The 203 passing yards were the most by an Aztec on the season and the most since Quinn Kaehler threw for 326 vs.

Air Force on Nov. 21, 2014 ... Also added a career-best 32 rushing yards on a career-high six attempts (5.3 avg.) ... Had a career-long 48-yard pass ... Was 8-for-11 (72.7 pct.) for 113 yards and a touchdown vs. Cincinnati in the Hawai'i Bowl in his second career start ... Touchdown pass was a 33-yarder to Donnell Pumphrey ... Also rushed five times for 20 yards (4.0 avg.).

REDSHIRT SEASON (2014)

Was on the travel roster the entire season ... Was listed as the backup for two games with starting quarterback Quinn Kaehler hurting his throwing shoulder, but did not see any action ... Ended up redshirting.

HIGH SCHOOL

A three-year letterwinner at Carlsbad High School in nearby Carlsbad, Calif. ... A two-time first-team all-Avocado League selection ... Earned second-team all-North County honors ... Was the team's offensive MVP ... Completed 132-of-219 attempts (60.3 percent) for 1,986 yards and 23 touchdowns as a senior ... Also rushed for 194 yards on 46 attempts ... As a junior, passed for 1,899 yards and 18 touchdowns for the Lancers ... Was a three-star recruit by *Rivals.com*, *Scout.com* and *ESPN.com*, and a two-star recruit by *247sports.com* ... Was rated as the



39th-best quarterback by ESPN and the 73rd best by Scout ... Received a scout grade of 76 by ESPN and 247sports.

PERSONAL

Christian Chapman was born Oct. 1, 1995, in Las Vegas, Nev. ... Son of Craig Chapman ... Chose SDSU over offers from Arkansas State, Brigham Young, Colorado State, SMU and Washington State ... Is majoring in interdisciplinary studies.

SINGLE-GAME BESTS

Career Highs: Attempts: 25 vs. New Hampshire (9/3/16); Completions: 16 vs. New Hampshire (9/3/16); Passing Yards: 283 vs. New Hampshire (9/3/16); Passing Touchdowns: 3 vs. Hawai'i (11/5/16), at Northern Illinois (9/17/16); Long Pass: 86 vs. New Hampshire (9/3/16); Completion Pct. (min. 12 att.): 75.00 (15-for-20) vs. UNLV (10/8/16); Efficiency Rating (min. 12 att.): 209.66 vs. Air Force (12/5/15); Carries: 8 at Wyoming (11/19/16); Rushing Yards: 32 vs. Air Force (12/5/15); Long Rush: 18 vs. New Hampshire (9/3/16).

Chapman's Career Statistics

Season	GP	GS	Passing				Pct.	Int.	TD	Rushing			
			Att.	Cmp.	Yds.	Rtg.				Att.	Yds.	TD	
2015	9	2	49	29	59.2	1	2	436	143.31	16	72	0	
2016	14	14	251	153	61.0	6	20	1,994	149.20	71	63	0	
Career	23	16	300	182	60.7	7	22	2,430	148.24	87	135	0	

68 → Myles Cheatum



- ◆ Defensive Line
- ◆ Sophomore - Squad, 6-2, 255
- ◆ Cedar Park, Texas
- ◆ Cedar Park High

Is one of three Aztec defensive linemen from the state of Texas (also senior Sergio Phillips and true-frosh Mark Brown).

Athletic defensive linemen who continues to improve his technique ... Is second on the depth chart at right defensive end behind senior Dakota Turner heading into the fall.

FRESHMAN SEASON (2016)

Appeared in five games over the season off the bench, recording four tackles (three solo) ... Made his first career tackle, a solo stop, in the opener against New Hampshire ... Recorded one solo tackle vs. San José State

... Had a career-high two tackles (one solo) vs. Hawai'i ... Other games played came against UNLV and at Utah State.

REDSHIRT SEASON (2015)

Redshirted his first season at SDSU.

HIGH SCHOOL

A three-year varsity letterwinner at Cedar Park High, where he led the Timberwolves to a combined 37-8 record, according to MaxPreps ... Recorded 10 tackles for loss as a senior, leading the Timberwolves to a 12-4 overall record and a narrow loss in the Conference 5A Division 2 championship game ... Also rushed for 113 yards and eight touchdowns, and added 13 receptions for 223 yards and two scores on offense in 2014 ... A two-time all-District 25 selection ... A two-star recruit by *Rivals*, *Scout* and *247sports* ... Earned a 75 grade by *247sports* ... Also lettered in basketball in high school.

PERSONAL

Myles Alexander Cheatum was born March 4, 1997, in Athens, Greece ... Son of Myles and Phyllis Cheatum ... Chose San Diego State over offers from Fresno State, Louisiana Tech, North Texas and Texas State (according to *Rivals*) ... Also drew interest from Louisiana Monroe, Texas Tech and UTSA ... Is majoring in interdisciplinary studies.

SINGLE-GAME BESTS

Career Highs: Tackles: 2 vs. Hawai'i (11/5/16).

Cheatum's Career Statistics

Season	GP	GS	UA	A	TT	TFL	Sk	Int.	PBU	FF	FR
2016	5	0	3	1	4	0.0	0.0	0	0	0	0
Career	5	0	3	1	4	0.0	0.0	0	0	0	0



10 → Jeff Clay



- ◆ Cornerback
- ◆ Sophomore - 1 Letter, 6-0, 195
- ◆ Lancaster, Calif.
- ◆ Antelope Valley High

Tied for second on the team last year in kickoff return tackles (8) and tied for third in special teams tackles (9).

◆ 2015 SDSU Special Teams Scout Team Player of the Year

Smart player who will look to see action now in his third season with the program ... Worked with the safeties last year ... A stand-out special teams player ... Is listed as the backup cornerback to senior Kameron Kelly heading into the fall.

FRESHMAN SEASON (2016)

Played in all 14 games on the season, registering 10 tackles, including six solo ... Nine of his 10 stops came on special teams ... Tied for second on the team in kickoff return tackles (8) and tied for third in special teams tackles (9) ... Did not record a stat in the first four games of the season ... Had first career tackles (both solo) against UNLV ... Had a career-high three stops (all assisted) the following game at Fresno State ... Had solo

stops in four consecutive games vs. San José State, at Utah State, vs. Hawai'i and at Nevada ... Did not make the stat sheet in back-to-back games at Wyoming and vs. Colorado State ... Had an assisted tackle at Wyoming in the Mountain West Championship ... Did not register a stat vs. Houston in the Las Vegas Bowl.

REDSHIRT SEASON (2015)

Utilized his redshirt season, where he was named the team's special teams scout team player of the year.

HIGH SCHOOL

Did a little bit of everything at Antelope Valley High in Lancaster, Calif., as a senior, leading the team in passing yards (567), passing touchdowns (3), rushing attempts (133), rushing yards (1,374), rushing touchdowns (22), 100-yard rushing games (8), total yards

Clay's Career Game-By-Game

FRESHMAN SEASON - 2016 GAME-BY-GAME

Date	Opponent	GP	GS	UA	A	TT	TFL	Sk.	Int.	PBU	FF	FR
S.3	New Hampshire	1	0	0	0	0	0.0	0.0	0	0	0	0
S.10	California	1	0	0	0	0	0.0	0.0	0	0	0	0
S.17	at Northern Illinois	1	0	0	0	0	0.0	0.0	0	0	0	0
O.1	at South Alabama	1	0	0	0	0	0.0	0.0	0	0	0	0
O.8	UNLV*	1	0	2	0	2	0.0	0.0	0	0	0	0
O.14	at Fresno State*	1	0	0	3	3	0.0	0.0	0	0	0	0
O.21	San José State*	1	0	1	0	1	0.0	0.0	0	0	0	0
O.28	at Utah State*	1	0	1	0	1	0.0	0.0	0	0	0	0
N.5	Hawai'i*	1	0	1	0	1	0.0	0.0	0	0	0	0
N.12	at Nevada*	1	0	1	0	1	0.0	0.0	0	0	0	0
N.19	at Wyoming*	1	0	0	0	0	0.0	0.0	0	0	0	0
N.26	Colorado State*	1	0	0	0	0	0.0	0.0	0	0	0	0
D.3	at Wyoming@	1	0	0	1	1	0.0	0.0	0	0	0	0
D.17	vs. Houston^	1	0	0	0	0	0.0	0.0	0	0	0	0
2015 SEASON TOTALS		14	0	6	4	10	0.0	0.0	0	0	0	0

*Bold indicates season high. * - Mountain West game. @ - 2016 Mountain West Championship (War Memorial Stadium; Laramie, Wyo.). ^ - 2016 Las Vegas Bowl (Sam Boyd Stadium; Las Vegas, Nev.).*

(2,005) and all-purpose yards (1,580), while adding 32 tackles, seven sacks, three fumble recoveries, three blocked punts, four receptions and 64 receiving yards ... Earned first-team all-Golden League honors as a quarterback and defensive lineman ... Earned two stars from Rivals (defensive back), Scout (wide receiver) and 247sports (outside linebacker) ... Received a grade of 78 by 247sports ... Also ran track at AVHS.

SINGLE-GAME BESTS

Career Highs: Tackles: 3 at Fresno State (10/14/16).

PERSONAL

Jeffrey Jermaine Clay Jr., was born Oct. 4, 1996, in Jackson, Miss. ... Son of Jeffrey Clay and Erika Burns ... Is majoring in interdisciplinary studies.

Clay's Career Statistics

Season	GP	GS	UA	A	TT	TFL	Sk	Int.	PBU	FF	FR
2016	14	0	6	4	10	0.0	0.0	0	0	0	0
Career	14	0	6	4	10	0.0	0.0	0	0	0	0

79 → Daishawn Dixon



- ◆ Offensive Line
- ◆ Sophomore - 1 Letter, 6-5, 320
- ◆ San Antonio, Texas
- ◆ William Howard Taft High

Played in all 14 games last year as a red-shirt freshman, mostly on the PAT/field goal unit.

Dixon's Career Statistics

Season	GP	GS
2016	14	0
Career	14	0

Big body who should be in the mix for playing time this season ... Is listed as the backup to Antonio Rosales at right guard after spring drills ... Also plays on special teams.

FRESHMAN SEASON (2016)

Played in all 14 games, mostly on the PAT and field goal unit ... Logged his first career appearance in the opener against New Hampshire ... According to *Pro Football Focus*, logged 34 snaps on the offensive line last year, the second most among backup offensive linemen on the team ... According to the website, had two snaps at South Alabama, seven in back-to-back games at San José State and at Utah State, a season-high 15 vs. Hawai'i and three at Nevada.

REDSHIRT SEASON (2015)

Redshirted his first year on The Mesa.

HIGH SCHOOL

Represented the U.S. National Select Team in a 20-15 win over the IFAF World Team on Jan. 31, 2015, at AT&T Stadium in Arlington, Texas ... A first-team all-District selection ... A two-star recruit by *Scout.com* and *Rivals.com* ... A three-year letterwinner at

William Howard Taft High School in San Antonio, Texas ... Played basketball as a sophomore.

PERSONAL

Daishawn Tarik Dixon was born June 19, 1997, in Phoenix, Ariz. ... Son of Chamara Cantrell and stepson of Larry Cantrell, and Rodney Dixon and stepson of Rosa Dixon ... Picked SDSU over an offer from New Mexico State (according to Rivals), while also receiving interest from New Mexico, Oklahoma State and UTSA ... Is an interdisciplinary studies major.

57 → Ryan Dunn



- ◆ Linebacker
- ◆ Senior - 2 Letters, 6-3, 225
- ◆ Alamo, Calif.
- ◆ San Ramon Valley High/Univ. of Arizona

Has the most career starts (20) of any returning San Diego State linebacker.

At A Glance

► Started all 13 games he appeared in 2015, including 12 at middle linebacker and one at outside linebacker.

► Earned a scholarship prior to the 2016 season.

Physical linebacker who continues to get bigger in the weight room ... Saw plenty of playing time in his first season at SDSU in 2015 after transferring from Arizona, which also played a similar 3-3-5 defense ... Is listed as the a starting outside linebacker heading into the 2017 season after playing as a middle linebacker last year ... Earned a scholarship prior to the fall of 2016.

JUNIOR SEASON (2016)

Played in the team's first 10 games with starts in six before missing the next two with an injury ... Returned to play at Wyoming in

the MW Championship game and again vs. Houston in the Las Vegas Bowl ... Had 24 tackles (12 solo) with 1.5 tackles for loss and three quarterback hurries ... Logged time late against New Hampshire without finding the stat sheet ... Made a solo stop off the bench against California ... Had an assisted stop in limited time off the bench at Northern Illinois ... Had a season-high three tackles, including 0.5 tackles for loss, at South Alabama ... Earned his first start of the season (14th of his career) against UNLV and responded with three stops (all solo) ... Started again at Fresno State and came up with three assisted tackles and a quarterback hurry ... Had a good game in another start against San José State, registering four tackles (all solo), a 3-yard tackle for loss and a quarterback hurry ... Came up with an assisted stop at Utah State in another start ... Registered two stops (one solo) in a start against Hawai'i ... Made a season-high five tackles in a start at Nevada ... Tried to give

Dunn's Career Game-By-Game

SOPHOMORE SEASON - 2015 GAME-BY-GAME

Date	Opponent	GP	GS	UA	A	TT	TFL	Sk.	Int.	PBU	FF	FR
S.5.	San Diego	1	1	3	2	5	0.5	0.0	0	0	0	0
S.12	at California	1	1	1	5	6	0.5	0.0	0	0	0	0
S.19	South Alabama	1	1	4	6	10	0.0	0.0	0	0	0	0
S.26	at Penn State	1	1	1	2	3	1.0	0.0	0	0	0	0
O.3	Fresno State*	1	1	0	2	2	0.5	0.0	0	0	0	0
O.10	at Hawai'i*	1	1	0	0	0	0.0	0.0	0	0	0	0
O.17	at San José State*	1	1	0	0	0	0.0	0.0	0	0	0	0
O.23	Utah State*	1	1	3	1	4	0.0	0.0	0	0	0	0
O.31	at Colorado State*	1	1	0	2	2	0.5	0.0	0	0	0	0
N.14	Wyoming*	1	1	1	1	2	1.0	0.0	0	0	0	0
N.21	at UNLV*	1	1	2	0	2	0.0	0.0	0	0	0	0
N.28	Nevada*	1	1	0	1	1	0.5	0.5	0	0	0	0
D.5	Air Force**	--- Did Not Play ---										
D.24	vs. Cincinnati%	1	1	2	1	3	0.0	0.0	0	0	0	0
2015 SEASON TOTALS		13	13	17	23	40	4.5	0.5	0	0	0	0

JUNIOR SEASON - 2016 GAME-BY-GAME

Date	Opponent	GP	GS	UA	A	TT	TFL	Sk.	Int.	PBU	FF	FR
S.3	New Hampshire	1	0	0	0	0	0.0	0.0	0	0	0	0
S.10	California	1	0	1	0	1	0.0	0.0	0	0	0	0
S.17	at Northern Illinois	1	0	0	1	1	0.0	0.0	0	0	0	0
O.1	at South Alabama	1	0	1	2	3	0.5	0.0	0	0	0	0
O.8	UNLV*	1	1	3	0	3	0.0	0.0	0	0	0	0
O.14	at Fresno State*	1	1	0	3	3	0.0	0.0	0	0	0	0
O.21	San José State*	1	1	4	0	4	1.0	0.0	0	0	0	0
O.28	at Utah State*	1	1	0	1	1	0.0	0.0	0	0	0	0
N.5	Hawai'i*	1	1	1	1	2	0.0	0.0	0	0	0	0
N.12	at Nevada*	1	1	2	3	5	0.0	0.0	0	0	0	0
N.19	at Wyoming*	--- Did Not Play - Injured ---										
N.26	Colorado State*	--- Did Not Play - Injured ---										
D.3	at Wyoming@	1	1	0	0	0	0.0	0.0	0	0	0	0
D.17	vs. Houston^	1	1	0	1	1	0.0	0.0	0	0	0	0
2016 SEASON TOTALS		12	7	12	12	24	1.5	0.0	0	0	0	0

*Bold indicates season high. * - Mountain West game. ** - 2015 Sports Authority Mountain West Championship (Qualcomm Stadium; San Diego, Calif.). % - 2015 Hawai'i Bowl (Aloha Stadium; Honolulu, Hawaii). @ - 2016 Mountain West Championship (War Memorial Stadium; Laramie, Wyo.). ^ - 2016 Las Vegas Bowl (Sam Boyd Stadium; Las Vegas, Nev.).*

it a go at Wyoming, but ended up not playing with a foot injury ... Also did not play against Colorado State ... Returned to play at Wyoming in the MW Championship game, recording a quarterback hurry in a start ... Had an assisted stop vs. Houston in the Las Vegas Bowl.

SOPHOMORE SEASON (2015)

Started and played in 13 of the team's 14 games at linebacker (12 at middle linebacker, one at an outside spot), only not playing vs. Air Force in the Mountain West Championship game ... Recorded 40 tackles, 4.5 tackles for loss, three quarterback hurries and 0.5 sacks in his first official season at SDSU ... Started the opener vs. San Diego, which was his first-ever collegiate game ... Had five tackles (three solo), including 0.5 tackles for loss and each of the first two tackles (kickoff and first USD snap) ... Started for the second straight game at California, recording six tackles (one solo) and

0.5 tackles for loss ... Had a career-high 10 tackles (four solo) against South Alabama in his first career start at outside linebacker and third overall ... Recorded three stops with one for loss in a fourth straight start at Penn State ... Made two tackles, including 0.5 TFL, in the conference opener vs. Fresno State ... Started once again at Hawai'i, but was left off the stat sheet for the first time of his career ... Did not record a stat for the second straight game in a start at San José State ... Had four tackles (three solo) in a start vs. Utah State ... Recorded two stops with 0.5 tackles for loss in another start at Colorado State ... Finished with two tackles (one solo), including a 1-yard loss, and his first career quarterback hurries (two) in a start vs. Wyoming ... Registered two solo stops in another start at UNLV ... Made one assisted stop, shared as a sack (and TFL) vs. Nevada ... The sack was the first of his career ... Did not play vs. Air Force in the MW Championship game, his first DNP of the season ...



Aztec Players



SEVEN STRAIGHT BOWL GAME APPEARANCES ► 21 CONFERENCE CHAMPIONSHIPS

Started the Hawai'i Bowl vs. Cincinnati, making three tackles (two solo) with a QBH.

FRESHMAN SEASON (2014)

Sat out the season due to NCAA transfer rules.

AT ARIZONA (2013)

Redshirted his only season at Arizona.

HIGH SCHOOL

Prepped at San Ramon Valley High School ... Logged 73 total tackles (51 solo) as a senior in 2012 with six tackles for loss, four

sacks, two interceptions, one fumble recovery and three forced fumbles ... Had over 100 tackles as a junior in 2011, along with four interceptions and three blocked kicks ... Was named a *PrepStar* All-West Region selection ... Played in the 2012 South Bay BMW West Coast Bowl and the Cal State All-Star Game ... Was a three-star recruit out of high school by Rivals, Scout, 247sports and ESPN.

State ... Also had interest out of high school from Arizona State, Boise State, Boston College, California, Colorado, Iowa State, Nevada, Oregon, Oregon State, San Diego State, TCU, Tennessee, UCLA, USC, Utah, Washington and Washington State ... Is majoring in social science.

Dunn's Career Statistics

Season	GP	GS	UA	A	TT	TFL	Sk	Int.	PBU	FF	FR
2015	13	13	17	23	40	4.5	0.5	0	0	0	0
2016	12	7	12	12	24	1.5	0.0	0	0	0	0
Career	25	20	29	35	66	6.0	0.5	0	0	0	0

47 → Marc Ellis



- ♦ Wide Receiver
- ♦ Junior - Squad, 6-0, 190
- ♦ Granite Bay, Calif.
- ♦ Granite Bay High/American River College

Attended the same high school as former Aztec and two-time first-team all-Mountain West linebacker Miles Burris.

Will add depth to the receiving corps, where he is listed fourth on the depth chart at the

"Z" spot heading into spring drills ... Also could see time on special teams.

REDSHIRT SEASON (2016)

Redshirted his first season at SDSU, working with the wide receivers and as a long snapper ... Traveled to a few road trips as the backup long snapper.

AT AMERICAN RIVER COLLEGE (2014-15)

Played for American River College in 2014 and 2015 ... CCCAA National - Norcal Division all-conference and first-team all-NorCal League honoree in 2015 after leading the Beavers with 43 receptions for 654 yards and four touchdowns his sophomore season ... Scholar-athlete.

HIGH SCHOOL

Earned two letters for head coach Skip Al-

bano at Granite Bay High ... Helped the Grizzlies to the CIF Division I state championship his junior season with a 21-20 win over Long Beach Poly ... Served as a team captain in 2013, averaging 108.6 receiving yards per game (869 yards total) and scoring 10 touchdowns ... Also competed in track senior year.

PERSONAL

Marc Benjamin Ellis was born on April 22, 1996, in Mission Viejo, Calif. ... Chose San Diego State over Sacramento State, UC Davis and San Diego ... Majoring in social science and plans to be a personal trainer.

95 → Garrett Erickson



- ♦ Kicker
- ♦ Junior - Squad, 6-0, 185
- ♦ Camarillo, Calif.
- ♦ Camarillo High

Accurate walk-on kicker, who continues to work on his leg strength and consistency ... Is listed as the backup placekicker and kick-off specialist to the 2016 Lou Groza Semifinalist John Baron II.

SOPHOMORE SEASON (2016)

Did not play in 2016 in his first year with the program.

HIGH SCHOOL

Lettered three years at Camarillo High School in Camarillo, Calif. ... Was all-league in both 2013 and 2014 ... Also was an all-county pick in 2013 ... A three-time scholar-

athlete ... Helped Camarillo to a pair of league championships (2012-13) ... Also played baseball for the Scorpions.

PERSONAL

Garrett Leif Erickson was born Oct. 7, 1997, in Ventura, Calif. ... Son of Chip and Francine Erickson ... Majoring in mechanical engineering.

80 → Brandon Fitzpatrick



- ♦ Wide Receiver
- ♦ Senior - Squad, 6-3, 190
- ♦ Ramona, Calif.
- ♦ Ramona High

Is majoring in mechanical engineering with an emphasis in bioengineering.

- ♦ 2016 SDSU Special Teams Scout Team Player of the Year

Tall, athletic body who has moved back and forth between wide receiver and safety after joining SDSU in the spring of 2015 ... Is

listed fifth at the "Z" wide receiver spot heading into his final season.

JUNIOR SEASON (2016)

Did not compete during the 2016 campaign.

SOPHOMORE SEASON (2015)

Did not compete in his first year joining the team.

HIGH SCHOOL

Earned one letter at nearby Ramona High School ... Caught 22 passes as a senior in 2012 for 308 yards (14.0 avg.) and two touchdowns ... Was a second-team all-Palomar League selection ... Also captained the Bulldogs en route to earning the Ryan Morgan Character and Class Award ... Played

two years of baseball at Ramona High, being named the defensive player of the year, clutch player of the year and earning the Bulldog Award, which goes out to the athlete who embodies character, attitude and hustle ... Also was named the Ramona High School Scholar-Athlete of the Year.

PERSONAL

Brandon Michael Fitzpatrick was born Sept. 10, 1995, in San Diego, Calif. ... Son of Tom and Doris Fitzpatrick ... Recently worked as an office assistant for a law firm ... Is majoring in mechanical engineering with an emphasis in bioengineering.



94 → Jon'Darius Gardner



- ◆ Defensive Line
- ◆ Senior - Squad, 6-4, 295
- ◆ Pensacola, Fla.
- ◆ Pine Forest High/Mesa CC (Ariz.)

Pronounced John-DARE-ee-iss ... Enrolled at San Diego State in January 2016 after

playing two years at Mesa Community College ... Did not see action last year ... Is

listed as the backup defensive tackle heading into the season.

JUNIOR SEASON (2016)

Did not play during the 2016 season in his first year at SDSU.

AT MESA COMMUNITY COLLEGE (2014-15)

Two-year starter at Mesa Community College in Phoenix ... Made 52 tackles, including 27 on his own, in 19 games played ... Recorded 19 tackles, 13 solo, and had two tackles for loss in 2015, helping the Thunderbirds to the second-best defense in the conference at 84.4 tackles per game, 15 fumble recoveries and 32 sacks ... The

team's 844 total tackles also ranked 16th in the NJCAA ... A two-star recruit according to Rivals, 247sports and Scout.

HIGH SCHOOL

Four-year letterwinner at Pine Forest High School in Pensacola, Fla. ... Two-time all-conference selection ... Also competed in track and basketball.

PERSONAL

Jon'Darius Jovanta Gardner was born Sept. 9, 1994, in Pensacola, Fla. ... Son of John Gardner and Regina Hudson ... Chose SDSU over an offer from Colorado State ... Is majoring in interdisciplinary studies.

62 → Nick Gerhard



- ◆ Offensive Line
- ◆ Sophomore - Squad, 6-5, 300
- ◆ Arlington, Texas
- ◆ Mansfield Timberview High

FRESHMAN SEASON (2016)

Played in five games last year, including outings at South Alabama, vs. San José State, at Utah State, vs. Hawai'i and at Nevada ... Logged 24 snaps, according to *Pro Football Focus* ... Was an emergency short snapper vs. South Alabama ... Had seven snaps each in consecutive games vs. San José State, at Utah State and vs. Hawai'i ... Final three snaps of the season came at Nevada.

REDSHIRT SEASON (2015)

Utilized his redshirt season.

HIGH SCHOOL

Led Mansfield Timberview High School to a 18-6 record over his two years, including a 10-2 mark in 2014 ... A first-team all-district, all-state and DFW Super Team selection as a senior ... A two-star recruit by Rivals, Scout and 247sports ... Earned a grade of 74 by 247sports ... Also played baseball in high school (pitcher and first base).

PERSONAL

Nicholas Wayne Gerhard was born May 26, 1996, in Fort Hood, Texas ... Son of James Gerhard and Jacquelynn Adams ... According to Rivals, also received recruiting interest from Kansas State, New Mexico, North Texas and UTEP ... Is majoring in history.

Gerhard's Career Statistics

Season	GP	GS
2016	5	0
Career	5	0

Pronounced GAIR-hard ... Athletic blocker who continues to get bigger in the weight room ... Is listed as the starting center heading into the fall season, replacing two-year starter Arthur Flores.

95 → Noble Hall



- ◆ Defensive Line
- ◆ Junior - 2 Letters, 6-3, 265
- ◆ Las Vegas, Nev.
- ◆ Valley High

Is the only Aztec on the defensive line with a start (enters 2017 with 17 career starts).

- ◆ 2014 SDSU Defensive Scout Team Player of the Year

At A Glance

► Previously known as Eric Burrell, but legally changed his name to honor his father, who was shot and killed before he was born.

Athletic, mobile defender who is the most experienced on the line ... Started all 14 games last year at defensive tackle and has started 17 overall over his career there, but is making the move to defensive end this season ... Is slated to start at one of the two defensive end spots heading into 2017.

JUNIOR SEASON (2017)

Is a preseason second-team all-Mountain

Hall's Career Game-By-Game

FRESHMAN SEASON - 2015 GAME-BY-GAME

Date	Opponent	GP	GS	UA	A	TT	TFL	Sk.	Int.	PBU	FF	FR
S.5	San Diego	1	1	1	1	2	0.5	0.0	0	0	0	0
S.12	at California	1	1	0	3	3	0.0	0.0	0	0	0	0
S.19	South Alabama	1	1	1	0	1	1.0	0.0	0	0	0	0
S.26	at Penn State	1	0	2	2	4	1.5	0.0	0	0	0	0
O.3	Fresno State*	1	0	0	0	0	0.0	0.0	0	0	0	0
O.10	at Hawai'i*	1	0	1	2	3	0.5	0.5	0	0	0	0
O.17	at San José State*	1	0	1	0	1	1.0	0.0	0	0	0	0
O.23	Utah State*	1	0	2	0	2	1.0	0.0	0	0	1	0
O.31	at Colorado State*	1	0	0	4	4	0.5	0.0	0	0	0	0
N.14	Wyoming*	1	0	0	0	0	0.0	0.0	1	0	0	0
N.21	at UNLV*	1	0	0	0	0	0.0	0.0	0	0	0	0
N.28	Nevada*	--- Did Not Play - Injured ---										
D.5	Air Force**	--- Did Not Play - Injured ---										
D.24	vs. Cincinnati%	--- Did Not Play - Injured ---										
2015 SEASON TOTALS		11	3	8	12	20	6.0	0.5	0	1	1	0

West selection by *Lindy's Sports*, and a third-team pick by *Athlon Sports* and *Phil Steele Magazine* ... Has been named

"SDSU's Key Player To A Successful Season" by Pete Fiutak of *Campus Insiders*.



Noble Hall - Inside The Numbers

SAN DIEGO STATE ACTIVE STARTS ON DEFENSIVE FRONT 6 / CAREER

Pl.	Name	Position in 2017	Year	Starts
1.	Ryan Dunn	Outside Linebacker	Sr.	20
2.	► Noble Hall	Defensive End	Jr.	17
3.	Ronley Lakalaka	Outside Linebacker	Jr.	13
4.	Randy Ricks	Middle Linebacker	Sr.	6
5.	Jay Henderson	Middle Linebacker	Sr.	3



SOPHOMORE SEASON (2016)

Started all 14 games on the year ... Had 26 tackles, six tackles for loss for 27 yards, three sacks for 19 yards, a pass breakup and five quarterback hurries ... Earned his fourth career start in the opener against New Hampshire, but did not record a stat ... Started for the second straight game vs. California, making two stops with a key quarterback hurry on Bear quarterback Davis Webb on a potential game-winning drive in the fourth quarter ... Had a solo stop in a third consecutive start at Northern Illinois ... Came up with a season-high and a career-high-tying four tackles in a start at South Alabama ... Also had 1.5 tackles for loss and a 9-yard sack ... Had two stops (one solo) and a quarterback hurry in a fifth consecutive start

against UNLV ... Registered three tackles (two solo), including a 1-yard tackle for loss, at Fresno State in another start ... Also added his first pass breakup of the season (second of his career) ... Had two tackles (one solo) in a start vs. San José State ... Made two stops (both assisted) with 0.5 tackles for loss for two yards in a stat at Utah State ... Had one solo tackle and a quarterback hurry in a start against Hawai'i ... Made three tackles and added a quarterback hurry in a 10th straight start at Nevada ... Came up with two tackles (one solo), including an 8-yard sack (and tackle for loss) at Wyoming ... Made a solo tackle in a 12th consecutive start vs. Colorado State ... Had an assisted tackle in a start at Wyoming in the MW Championship game ... Had a good game

SOPHOMORE SEASON - 2016 GAME-BY-GAME

Date	Opponent	GP	GS	UA	A	TT	TFL	Sk.	Int.	PBU	FF	FR
S.3	New Hampshire	1	1	0	0	0	0.0	0.0	0	0	0	0
S.10	California	1	1	0	2	2	0.0	0.0	0	0	0	0
S.17	at Northern Illinois	1	1	1	0	1	0.0	0.0	0	0	0	0
O.1	at South Alabama	1	1	1	3	4	1.5	1.0	0	0	0	0
O.8	UNLV*	1	1	1	1	2	0.0	0.0	0	0	0	0
O.14	at Fresno State*	1	1	2	1	3	0.0	0.0	0	1	0	0
O.21	San José State*	1	1	1	1	2	0.0	0.0	0	0	0	0
O.28	at Utah State*	1	1	0	2	2	0.5	0.0	0	0	0	0
N.5	Hawai'i*	1	1	1	0	1	0.0	0.0	0	0	0	0
N.12	at Nevada*	1	1	1	2	3	0.0	0.0	0	0	0	0
N.19	at Wyoming*	1	1	1	1	2	1.0	1.0	0	0	0	0
N.26	Colorado State*	1	1	1	0	1	0.0	0.0	0	0	0	0
D.3	at Wyoming@	1	1	0	1	1	0.0	0.0	0	0	0	0
D.17	vs. Houston^	1	1	2	0	2	2.0	1.0	0	0	0	0
2016 SEASON TOTALS		14	14	12	14	26	6.0	3.0	0	1	0	0

Bold indicates season high. * - Mountain West game. `` - 2015 Sports Authority Mountain West Championship (Qualcomm Stadium; San Diego, Calif.). % - 2015 Hawai'i Bowl (Aloha Stadium; Honolulu, Hawaii). @ - 2016 Mountain West Championship (War Memorial Stadium; Laramie, Wyo.). ^ - 2016 Las Vegas Bowl (Sam Boyd Stadium; Las Vegas, Nev.).

against Houston in the Las Vegas Bowl, making two solo stops - both for a loss of five yards - and a 2-yard sack ... The two tackles for loss were a career high.

REDSHIRT SEASON (2014)

Redshirted his true freshman season, where he was named the team's Defensive Scout Team Player of the Year.

FRESHMAN SEASON (2015)

Started three games on the season (first three) and played in first 11 as a redshirt freshman before missing the final three games with an injury ... Had 20 tackles with six tackles for loss, 0.5 sacks, a forced fumble, a pass breakup and four quarterback hurries ... Finished with two tackles (one solo), including 0.5 tackles for loss, and a quarterback hurry in the opener vs. San Diego, starting and playing in his first career game ... Had three assisted stops in his second straight start at California ... Made his third consecutive start vs. South Alabama, making one solo tackle for a 1-yard loss ... Had arguably the best game of his young career at Penn State off the bench, recording career bests in tackles (4) and tackles for loss (1.5) ... Came off the bench vs. Fresno State, but failed to record a stat for the first time of the season ... Had another good game at Hawai'i with three tackles, including 0.5 sacks (and tackle for loss) for four yards ... Recorded a solo tackle - a 1-yard loss - off the pine at San José State ... Had another good game against Utah State with two solo tackles, including a 1-yard loss, and the first forced fumble of his career ... Made four stops with 0.5 tackles for loss in a reserve role at Colorado State ... Recorded his first career pass breakup off the bench against Wyoming ... Was held off the stat sheet at UNLV ... Did not play for the first time of his career vs. Nevada, nursing an injury ... Also did not play vs. Air Force in the MW Championship or against Cincinnati in the Hawai'i Bowl.

HIGH SCHOOL

A three-year letterwinner and a three-time team captain at Valley High in Las Vegas, Nev. ... An all-city team selection ... Recorded 64 total tackles, four sacks and an interception returned for a touchdown as a junior ... Previously known as Eric Burrell, but legally changed his name to honor his father, who was shot and killed before he was born ... Also earned three letters in basketball ... Received three stars from ESPN and 247sports.com, and two stars from Rivals and Scout ... Got a grade of 81 at tight end by 247sports and a 74 by ESPN.

PERSONAL

Noble Hall was born June 7, 1996, in Las Vegas, Nev. ... Son of Tynesha Chism ... Chose SDSU over other offers from Army, Idaho and Northern Arizona ... Is majoring in interdisciplinary studies.

SINGLE-GAME BESTS

Career Highs: Tackles: 4 at South Alabama (10/1/16), at Colorado State (10/31/15), at Penn State (9/26/15); Tackles For Loss: 2.0 vs. Houston (12/17/16); Sacks: 1.0 vs. Houston (12/17/16), at Wyoming (11/19/16), at South Alabama (10/1/16); Pass Breakups: 1 at Fresno State (10/14/16), vs. Wyoming (11/14/15); Forced Fumbles: 1 vs. Utah State (10/23/15).

Hall's Career Statistics

Season	GP	GS	UA	A	TT	TFL	Sk	Int.	PBU	FF	FR
2015	11	3	8	12	20	6.0	0.5	0	1	1	0
2016	14	14	12	14	26	6.0	3.0	0	1	0	0
Career	25	17	20	26	46	12.0	3.5	0	1	1	0



99 → Forrest Hanlon



- ◆ Defensive Line
- ◆ Freshman - Redshirt, 6-2, 260
- ◆ Lemon Grove, Calif.
- ◆ Helix High

Big body who continues to improve on his technique ... Enters 2017 third on the depth chart at defensive tackle with Connor Mitchell.

REDSHIRT SEASON (2016)

Utilized his redshirt season in his first year at SDSU.

HIGH SCHOOL

Was a four-year letterwinner at nearby Helix High School in Lemon Grove ... Led the Highlanders to a 40-9 (.816) record over his four seasons, including a 15-1 (.938) mark in Grossmont League play ... Team finished with California state rankings of 31st (2012), 25th (2013), 15th (2014) and seventh (2015) over his four years (according to MaxPreps) ... Was a first-team all-county pick ... A two-star recruit by both Rivals and Scout.

PERSONAL

Forrest James Hanlon was born May 31, 1997, in San Diego ... Son of Jim and Jennifer Hanlon ... Picked San Diego State over offers from Nevada and San José State ... Also received interest from Army, Navy, Montana State, UTEP, UC Davis and UNLV ... Is majoring in communication.

53 → Temerick Harper



- ◆ Linebacker
- ◆ Senior - Squad, 6-1, 225
- ◆ Fontana, Calif.
- ◆ Carter High/San Bernardino Valley College

Physical linebacker, who continues to learn the intricacies of the 3-3-5 defense ... Enters his final season third on the depth chart at one of the two outside linebacker spots.

JUNIOR SEASON (2016)

Played in two games in his first season at SDSU, making one assisted tackle ... Games played came on the road at Fresno State and Utah State ... Had his lone tackle

vs. Fresno State, the same school he redshirted at in 2013.

AT SAN BERNARDINO VALLEY (2014-15)

Captured Region IV All-California First Team Defense honors in 2015 after leading San Bernardino Valley College with 80 tackles (40 solo) ... His 11.5 tackles for loss ranked second on the team ... Added three sacks and two interceptions.

AT FRESNO STATE (2013)

Redshirted his first year at Fresno State in 2013.

HIGH SCHOOL

Was a first-team all-San Andreas League selection as a senior in 2012 after making a team-best 85 tackles ... Helped Carter High School to a 13-1 record that season.

PERSONAL

Temerick Basharon Harper was born Jan. 30, 1995, in Rialto, Calif. ... Son of Bryan and Heidi Harper ... A social science major.

SINGLE-GAME BESTS

Career Highs: Tackles: 1 at Fresno State (10/14/16).

Harper's Career Statistics

Season	GP	GS	UA	A	TT	TFL	Sk	Int.	PBU	FF	FR
2016	2	0	0	1	1	0.0	0.0	0	0	0	0
Career	2	0	0	1	1	0.0	0.0	0	0	0	0

32 → Tayler Hawkins



- ◆ Cornerback
- ◆ Freshman - Redshirt, 6-1, 200
- ◆ Palm Springs, Calif.
- ◆ Palm Springs High

Played his prep ball at Palm Springs High School with fellow Aztec defensive back Trenton Thompson.

Young athletic cornerback, who will look to see action this year after redshirting in 2016 ... Is third on the depth chart at right cornerback heading into the season.

REDSHIRT SEASON (2016)

Redshirted his first season at San Diego State.

HIGH SCHOOL

Was a four-year letterwinner at Palm Springs High School in Palm Springs, Calif., with fellow defensive back Trenton Thompson ... Led the Indians to a 24-3 (.889) record, including a 11-1 (.917) mark in league play, over the past two years ... Helped the 2015 squad capture a CIF Championship ... Caught 94 passes for 1,915 yards (20.4

avg.) and 25 touchdowns over the past two years (according to MaxPreps), as well as 196 rushing yards and three more scores on 27 carries (7.3 avg.) ... Over the past three years on defense (2013-15), totaled 133 tackles (96 solo), nine interceptions, 14 pass deflections, a forced fumble and two fumble recoveries ... Also punted 26 times for 962 yards (37.0 avg.) as a senior in 2015 ... Was a three-time first-team all-league selection and a two-time first-team all-CIF pick ... A three-star recruit by Rivals and 247sports as an "athlete" and a three-star recruit by Scout and ESPN as a cornerback ... Ranked as the 11th-best cornerback in California by Scout and the 12th best on the West Coast ... Received a grade of 85 by 247sports and a mark of 70 by ESPN ... Was also on the track and field team at PSHS.

PERSONAL

Tayler Colby Hawkins was born Dec. 27, 1997, in Palm Springs, Calif. ... Son of Kevin Hawkins and LaWanda Roy ... Picked the Aztecs over Arizona State, Colorado, Colorado State, Fresno State, Nevada, San José State, UNLV, Washington, Washington State and Wyoming ... Is majoring in business administration with an emphasis in accounting.



46 → Jay Henderson



- ◆ Linebacker
- ◆ Senior - 3 Letters, 6-2, 230
- ◆ Phelan, Calif.
- ◆ Serrano High

Started three of the final four games of 2016, recording 14 tackles, 3 TFL, 2.5 sacks, 1 interception & 1 forced fumble.

At A Glance

- First 25 games of his career (0 starts):
- 7 tackles, 0.0 TFL, 0.0 sacks, 0 QBH
Last 4 games of 2016 (3 starts):
- 14 tackles, 3.0 TFL, 2.5 sacks, 7 QBH

- Ranked fourth on the team last season with seven quarterback hurries.

Talented athlete who moved back to linebacker late last season after moving to defensive end in the spring of 2016 ... Is listed as the starting middle linebacker heading into his senior campaign.

JUNIOR SEASON (2016)

Played in 11 of the team's 14 games with three starts ... Had 15 tackles, including 10 solo stops, 2.5 sacks for 18 yards, three tackles for loss, a forced fumble, a pass breakup and seven quarterback hurries ... Did not play in the opener vs. New Hamp-

shire ... Logged statless time on special teams against California ... Did not play in road games at Northern Illinois and at South Alabama ... Saw time at linebacker for the first time of the season against UNLV without recording a stat ... Also logged statless time at Fresno State, vs. San José State and at Utah State ... Made his first tackle of the season late in the game against Hawai'i ... Logged statless time on special teams and at linebacker late at Nevada ... Had a breakout game at Wyoming in his first career start, making a career-high four tackles (three solo), his first career sack (and tackle for loss) for five yards, first career pass breakup and first four career quarterback hurries ... Made four stops (three solo) in his second career start vs. Colorado State ... Started for a third straight game at Wyoming in the MW Championship game, recording three tackles (two solo), 0.5 tackles for loss, a forced fumble and two quarterback hurries ... The forced fumble was the first of his career ...



Henderson's Career Game-By-Game

FRESHMAN (TRUE) SEASON - 2014 GAME-BY-GAME

Date	Opponent	GP	GS	UA	A	TT	TFL	Sk.	Int.	PBU	FF	FR
A.30	Northern Arizona											
S.6	at 21/23 No. Carolina	1	0	0	0	0	0.0	0.0	0	0	0	0
S.20	at Oregon State	1	0	0	0	0	0.0	0.0	0	0	0	0
S.27	UNLV*	1	0	3	0	3	0.0	0.0	0	0	0	0
O.3	at Fresno State*	1	0	0	0	0	0.0	0.0	0	0	0	0
O.10	at New Mexico*	1	0	0	0	0	0.0	0.0	0	0	0	0
O.18	Hawai'i*	1	0	0	0	0	0.0	0.0	0	0	0	0
N.1	at Nevada*											
N.8	Idaho											
N.15	at Boise State*	1	0	0	0	0	0.0	0.0	0	0	0	0
N.21	Air Force*											
N.29	San José State*	1	0	0	0	0	0.0	0.0	0	0	0	0
D.23	Navy#	1	0	0	0	0	0.0	0.0	0	0	0	0
2014 SEASON TOTALS		9	0	3	0	3	0.0	0.0	0	0	0	0

SOPHOMORE SEASON - 2015 GAME-BY-GAME

Date	Opponent	GP	GS	UA	A	TT	TFL	Sk.	Int.	PBU	FF	FR
S.5	San Diego	1	0	0	0	0	0.0	0.0	0	0	0	0
S.12	at California											
S.19	South Alabama	1	0	1	0	1	0.0	0.0	0	0	0	0
S.26	at Penn State	1	0	0	1	1	0.0	0.0	0	0	0	0
O.3	Fresno State*											
O.10	at Hawai'i*											
O.17	at San José State*	1	0	0	0	0	0.0	0.0	0	0	0	0
O.23	Utah State*	1	0	1	0	1	0.0	0.0	0	0	0	0
O.31	at Colorado State*											
N.14	Wyoming*											
N.21	at UNLV*	1	0	0	0	0	0.0	0.0	0	0	0	0
N.28	Nevada*	1	0	0	0	0	0.0	0.0	0	0	0	0
D.5	Air Force**	1	0	0	0	0	0.0	0.0	0	0	0	0
D.24	vs. Cincinnati%	1	0	0	0	0	0.0	0.0	0	0	0	0
2015 SEASON TOTALS		9	0	2	1	3	0.0	0.0	0	0	0	0

JUNIOR SEASON - 2016 GAME-BY-GAME

Date	Opponent	GP	GS	UA	A	TT	TFL	Sk.	Int.	PBU	FF	FR
S.3	New Hampshire											
S.10	California	1	0	0	0	0	0.0	0.0	0	0	0	0
S.17	at Northern Illinois											
O.1	at South Alabama											
O.8	UNLV*	1	0	0	0	0	0.0	0.0	0	0	0	0
O.14	at Fresno State*	1	0	0	0	0	0.0	0.0	0	0	0	0
O.21	San José State*	1	0	0	0	0	0.0	0.0	0	0	0	0
O.28	at Utah State*	1	0	0	0	0	0.0	0.0	0	0	0	0
N.5	Hawai'i*	1	0	1	0	1	0.0	0.0	0	0	0	0
N.12	at Nevada*	1	0	0	0	0	0.0	0.0	0	0	0	0
N.19	at Wyoming*	1	1	3	1	4	1.0	1.0	0	1	0	0
N.26	Colorado State*	1	1	3	1	4	0.0	0.0	0	0	0	0
D.3	at Wyoming@	1	1	2	1	3	0.5	0.0	0	0	1	0
D.17	vs. Houston^	1	0	1	2	3	1.5	1.5	0	0	0	0
2016 SEASON TOTALS		11	3	10	5	15	3.0	2.5	0	1	1	0

*Bold indicates season high. * - Mountain West game. ** - 2015 Sports Authority Mountain West Championship (Qualcomm Stadium; San Diego, Calif.). % - 2015 Hawai'i Bowl (Aloha Stadium; Honolulu, Hawaii). @ - 2016 Mountain West Championship (War Memorial Stadium; Laramie, Wyo.). ^ - 2016 Las Vegas Bowl (Sam Boyd Stadium; Las Vegas, Nev.).*

Had another solid outing vs. Houston at the Las Vegas Bowl, making three tackles, including career highs of 1.5 tackles for loss and 1.5 sacks for 13 yards.

SOPHOMORE SEASON (2015)

Saw action in nine games as a reserve for the second straight season, making three tackles (two solo) ... Mainly logged playing time on special teams ... Tackles came vs. South Alabama (solo), at Penn State (as-



sisted) and vs. Utah State (solo) ... Other appearances were vs. San Diego, at San José State, at UNLV, against Nevada, vs. Air Force in the MW Championship game and against Cincinnati in the Hawai'i Bowl.

FRESHMAN (TRUE) SEASON (2014)

Played in nine games as a true freshman,

mainly on special teams ... Finished with three solo tackles on the year, all coming in an Aztec win vs. UNLV ... Made his collegiate debut at No. 21/23 North Carolina ... Also saw time at Oregon State, at Fresno State, at New Mexico, vs. Hawai'i, at Boise State, vs. San José State and vs. Navy in the Poinsettia Bowl.

HIGH SCHOOL

Lettered four years at Serrano High School in Phelan, Calif. ... Was a two-time all-league selection and the league's defensive MVP as a senior ... Recorded 57 total tackles and 5.5 sacks as a senior, leading the Diamondbacks to a 10-2 overall record ... Caused five fumbles, blocked two punts and recovered a fumble ... Also caught 15 passes for 219 yards and scored four total touchdowns on offense ... Was a three-star recruit by *Rivals.com*, *Scout.com*, *ESPN.com* and *247sports.com* ... Earned an 83 grade by 247sports and a 74 by ESPN ... Also ran track at Serrano High.

PERSONAL

Jeaujuray Henderson was born Nov. 9, 1995, in Los Angeles, Calif. ... Son of Jakiesna Smith ... Picked San Diego State over other offers from Boise State, Colorado, Colorado State and Nevada ... Is majoring in interdisciplinary studies.

SINGLE-GAME BESTS

Career Highs: **Tackles:** 4 vs. Colorado State (11/26/16), at Wyoming (11/19/16); **Tackles For Loss:** 1.5 vs. Houston (12/17/16); **Sacks:** 1.5 vs. Houston (12/17/16); **Pass Breakups:** 1 at Wyoming (11/19/16); **Forced Fumbles:** 1 at Wyoming (12/3/16).

Henderson's Career Statistics

Season	GP	GS	UA	A	TT	TFL	Sk	Int.	PBU	FF	FR
2014	9	0	3	0	3	0.0	0.0	0	0	0	0
2015	9	0	2	1	3	0.0	0.0	0	0	0	0
2016	11	3	10	5	15	3.0	2.5	0	1	1	0
Career	29	3	15	6	21	3.0	2.5	0	1	1	0

47 → Kaelin Himphill



- ◆ Linebacker
- ◆ Freshman - Redshirt, 6-2, 225
- ◆ Hillsboro, Ore.
- ◆ Liberty High

Hard-hitting linebacker who will look to compete for playing time after redshirting last year ... Is listed fourth on the depth chart at

left outside linebacker after spring drills.

REDSHIRT SEASON (2016)

Redshirted his true freshman season.

HIGH SCHOOL

Picked up three letters and played four years at Liberty High School in Hillsboro, Ore. ... Led the Falcons to a 19-3 (.864) record over the past two years, including a 15-1 (.938) mark in league play ... Helped LHS to a 10-1 record and perfect 8-0 conference record as a senior and a 9-2 mark (7-1 league) as a junior ... Was named the Northwest Oregon Conference defensive player of the year as a senior after recording 59 tackles (3.0 TFL), an interception, three fumble recoveries and three defensive scores (according to the Hillsboro Tribune) ... Was a two-time first-team all-state and two-time all-league pick

... Also a Polynesian All-American ... A three-star recruit by *Rivals*, *Scout* and *247sports* ... Ranked as the top inside linebacker in the state of Oregon and the 13th best in the nation ... Also wrestled and was on the track and field team at Liberty HS.

PERSONAL

Kaelin Malosi Charles Himphill was born Jan. 9, 1998, in Hillsboro, Ore. ... Son of Eric Himphill and Michelle Burton ... Chose the Aztecs over numerous offers, including Arizona, Oregon State, Utah, Utah State, West Virginia, Army, Boise State, Eastern Washington, Fresno State, Hawai'i, Montana, Portland State and UC Davis ... Is majoring in business administration with a focus in management.

6 → Mikah Holder



- ◆ Wide Receiver
- ◆ Senior - 3 Letters, 6-0, 185
- ◆ Oceanside, Calif.
- ◆ Oceanside High

Twin brother, Alijah, plays cornerback at Stanford, while older brother, King, lettered at SDSU from 2011-13.

At A Glance

► Led the Aztecs for the second straight year in receiving yards (581), receiving touchdowns (5) and starts at receiver (13).

► Has 11 touchdown catches over the past two years, the most by an Aztec over two seasons since 2011-12 (Gavin Escobar, 13, and Colin Lockett, 11).

► Had four catches for 160 yards in the 2016 opener against New Hampshire, the most receiving yards in a game by an Aztec since Ezell Ruffin had 165 vs. New Mexico on Nov. 2, 2013.

An athletic, playmaking true senior who worked into the playing mix in 2014 as a freshman with injuries to starters Ezell Ruffin and Eric Judge ... Then started the most games for the Aztecs at wide receiver over the past two years, including 11 in 2015 and 13 in 2016 ... Is listed as the starting 'X' wide receiver heading into 2017 season ... Is averaging 19.2 yards per catch over his career, which ranks second by an Aztec since 1996 (Derrick Lewis, 20.5 from 1999-01, min. 50 rec.) ... Twin brother, Alijah, plays cornerback at Stanford, while his older brother, King, lettered at SDSU from 2011-13.

Holder's Career Game-By-Game

FRESHMAN (TRUE) SEASON - 2014 GAME-BY-GAME

Date	Opponent	GP	GS	No.	Yds.	Avg.	Lg.	TD	TD Lengths
A.30	Northern Arizona	---	---	---	---	---	---	---	---
S.6	at 21/23 No. Carolina	---	---	---	---	---	---	---	---
S.20	at Oregon State	---	---	---	---	---	---	---	---
S.27	UNLV*	1	0	3	33	11.0	15	0	
O.3	at Fresno State*	1	0	0	0	0.0	0	0	
O.10	at New Mexico*	1	0	0	0	0.0	0	0	
O.18	Hawai'i*	1	0	1	12	12.0	12	0	
N.1	at Nevada*	1	0	0	0	0.0	0	0	
N.8	Idaho	1	0	0	0	0.0	0	0	
N.15	at Boise State*	1	0	1	8	8.0	8	0	
N.21	Air Force*	1	0	0	0	0.0	0	0	
N.29	San José State*	1	0	0	0	0.0	0	0	
D.2.	Navy#	1	0	0	0	0.0	0	0	
2014 SEASON TOTALS		10	0	5	53	10.6	15	0	

SOPHOMORE SEASON - 2015 GAME-BY-GAME

Date	Opponent	GP	GS	No.	Yds.	Avg.	Lg.	TD	TD Lengths
S.5	San Diego	1	0	2	24	12.0	13	0	
S.12	at California	1	1	3	27	9.0	14	0	
S.19	South Alabama	1	1	2	39	19.5	30	1	30
S.26	at Penn State	1	1	4	78	19.5	31	1	19
O.3	Fresno State*	1	1	1	6	6.0	6	0	
O.10	at Hawai'i*	1	0	0	0	0.0	0	0	
O.17	at San José State*	1	1	2	38	19.0	28	0	
O.23	Utah State*	1	1	1	18	18.0	18	1	18



Mikah Holder - Inside The Numbers

HIGHEST CAREER REC. AVG. BY AN SDSU PLAYER SINCE 1996 (MIN. 20 REC.)

Rk.	Name	Year(s)	Receptions	Receiving Yards	Receiving Avg.
1.	Derrick Lewis	1999-01	84	1,718	20.5
2.	► Mikah Holder	2014-16	56	1,073	19.2
3.	Taj Johnson	1996-97	46	811	17.6
4.	Eric Judge	2013-16	68	1,167	17.2
5.	Ezell Ruffin	2012-14	111	1,877	16.9

SENIOR SEASON (2017)

Has been named a preseason second-team all-Mountain West selection by *Phil Steele Magazine* and a fourth-team pick by *Athlon Sports*.

JUNIOR SEASON (2016)

Was a preseason fourth-team all-Mountain West selection by *Athlon Sports* ... Also was "SDSU's X-Factor" by *Sports Illustrated* and an "SDSU Player to Watch" by *Lindy's Sports* ... Caught 27 passes for 581 yards (21.5 avg.) and five touchdowns, leading the Aztecs in all three categories (tied for lead in catches, min. 4 receptions for average) despite missing the San José State game with an ankle injury ... Ranked seventh in the country in catch average (21.5) and third in the Mountain West ... Also ranked in a tie for 10th in the MW in receiving touchdowns (5) ... Finished with four catches for a career-high 160 receiving yards and a career-high-tying two touchdowns in a start in the opener vs. New Hampshire ... Broke 100 yards for the first time of his career and became the first Aztec with 100-plus receiving yards

since Ezell Ruffin had 126 vs. Air Force on Nov. 21, 2014 ... Had SDSU's most receiving yards in a game since Ruffin had 165 vs. New Mexico on Nov. 2, 2013 ... Became the 82nd player in school history with a 100-yard receiving game (320th occasion overall) ... Had a career-long 86-yard reception, tied for the seventh longest in school history and the longest since Vincent Brown caught a 90-yarder on Nov. 20, 2010 vs. Utah ... Had two receptions for 15 yards (7.5 avg.) in another start vs. California ... Finished with team highs of four catches and 67 yards (16.8 avg.), including a 33-yard touchdown at Northern Illinois ... The touchdown put SDSU up, 28-0, in the second quarter ... Came up with two catches for 47 yards (24.0 avg.), including a team-long 33-yarder at South Alabama ... Had three catches for a game-high 68 yards (22.7 avg.) in a start vs. UNLV with a long of 28 yards ... Earned the start at Fresno State, but did not find the stat sheet after exiting early with an ankle injury ... Had his streak snapped of 13 straight games with at least one catch ... Tried to play, but was held out against San José

O.31	at Colorado State*	1	1	2	72	36.0	43	0	
N.14	Wyoming*	1	0	3	36	12.0	25	2	7, 4
N.21	at UNLV*	1	1	1	18	18.0	18	0	
N.28	Nevada*	1	1	1	21	21.0	21	0	
D.5	Air Force**	1	1	1	48	48.0	48	0	
D.24	vs. Cincinnati%	1	1	1	14	14.0	14	1	14
2015 SEASON TOTALS		14	11	24	439	18.3	48	6	

JUNIOR SEASON - 2016 GAME-BY-GAME

Date	Opponent	GP	GS	No.	Yds.	Avg.	Lg.	TD	TD Lengths
S.3	New Hampshire	1	1	4	160	40.0	86	2	86, 14
S.1	California	1	1	2	15	7.5	8	0	
S.17	at Northern Illinois	1	1	4	67	16.8	33	1	33
O.1	at South Alabama	1	1	2	48	24.0	33	0	
O.8	UNLV*	1	1	3	68	22.7	28	0	
O.14	at Fresno State*	1	1	0	0	0.0	0	0	
O.21	San José State*	--- Did Not Play - Injured ---							
O.28	at Utah State*	1	1	0	0	0.0	0	0	
N.5	Hawai'i*	1	1	2	23	11.5	12	0	
N.12	at Nevada*	1	1	4	45	11.3	22	1	6
N.19	at Wyoming*	1	1	0	0	0.0	0	0	
N.26	Colorado State*	1	1	3	87	29.0	37	1	25
D.3	at Wyoming@	1	1	2	56	28.0	30	0	
D.17	vs. Houston^	1	1	1	12	12.0	12	0	
2016 SEASON TOTALS		13	13	27	581	21.5	86	5	

Bold indicates season high. * - Mountain West game. # - 2014 San Diego County Credit Union Poinsettia Bowl (Qualcomm Stadium; San Diego, Calif.). ** - 2015 Sports Authority Mountain West Championship (Qualcomm Stadium; San Diego, Calif.). % - 2015 Hawai'i Bowl (Aloha Stadium; Honolulu, Hawaii). @ - 2016 Mountain West Championship (War Memorial Stadium; Laramie, Wyo.). ^ - 2016 Las Vegas Bowl (Sam Boyd Stadium; Las Vegas, Nev.).

State because of the ankle injury ... Played limited statless snaps in a start at Utah State ... Made two catches for 23 yards (11.5 avg.) in a start vs. Hawai'i ... Caught four passes for 45 yards and a touchdown in a start at Nevada ... The four catches tied a career high ... It was his fourth touchdown catch of the season (first since the Northern Illinois game) ... Started again at Wyoming, but did not record a stat ... Had another good game with three receptions for 87 yards and one touchdown vs. Colorado State ... The 87 yards were the second most of his career (160 vs. New Hampshire in the opener) ... The touchdown was a 25-yarder ... The touchdown was his fifth of the season and 11th of his career ... Had two catches for 56 yards (28.0 avg.) in a start against Wyoming in the Mountain West Championship game ... The catches were for 26 and 30 yards ... Made a 12-yard grab vs. Houston in the Las Vegas Bowl.

SOPHOMORE SEASON (2015)

Was deemed an "SDSU Player to Watch" by *Lindy's Sports* ... Played in all 14 games with 11 starts, registering 24 catches for team highs of 439 yards (18.3 avg.) and six touchdowns ... The six touchdown catches ranked in a tie for sixth in the Mountain West ... His 24 catches were second on the team ... Also returned six punts for 45 yards (7.5 avg.) ... Logged significant time in the opener vs. San Diego, making two catches for 24 yards (12.0 avg.) ... Made his first career start at California, making a team-high and game-

high-tying three catches for 27 yards (9.0 avg.) ... Started for the second straight game vs. South Alabama and made the best of it, making two catches for 39 yards (19.5 avg.), including a long of 30 yards ... The 30-yarder was also his first career touchdown ... Had the best game of his career in a start at Penn State, recording career highs in receptions (4) and receiving yards (78), with a long of 31 yards ... Also had a 19-yard catch (his second straight game with a TD reception), which put SDSU up, 14-13, early in the second quarter ... Started for the fourth time vs. Fresno State, making a 6-yard grab ... Played off the bench in a limited role at Hawai'i while battling an injury, but did not make a catch for the first time all season ... Caught two passes for 38 yards (19.0 avg.) at San José State in his fifth start of the year with a long of 28 yards ... Also rushed for the first time of his career for eight yards ... Started again vs. Utah State and had an 18-yard touchdown catch ... Made two catches for 72 yards (36.0 avg.) at Colorado State, including a 43-yard grab to start the game ... Came off the bench against Wyoming, making three catches for 36 yards (12.0 avg.), including a pair of touchdowns ... The first 7-yarder put SDSU up, 14-0, while the second (4 yards) came just before halftime, giving the Aztecs a 21-0 lead at the break ... Became the first Aztec with multiple touchdown catches in the same game since Ezell Ruffin had two vs. Idaho on Nov. 8, 2014 ... Also returned his first two career punts for five yards (2.5 avg.) ... Had an 18-yard grab in



another start at UNLV ... Started again vs. Nevada, making a 21-yard catch and returning a punt for a career-long 38 yards ... Had a career-long 48-yard grab in another start vs. Air Force ... Started vs. Cincinnati in the Hawai'i Bowl, making a 14-yard touchdown catch that put SDSU up, 14-0, early in the first quarter ... It was the first offensive touchdown of the game.

FRESHMAN (TRUE) SEASON (2014)

Played in 10 games as a true freshman, making five catches for 53 yards (10.6 avg.) ... Was on the travel squad for each of the first three games - vs. Northern Arizona, at No. 21/23 North Carolina and at Oregon State - but did not play ... Played in his first career collegiate game vs. UNLV, making three catches for 33 yards (11.0 avg.) ... The three grabs were tied for the second most on the team ... Played in back-to-back

games without recording a stat at Fresno State and New Mexico ... Made a 12-yard grab off the bench against Hawai'i ... Saw statless time at Nevada and against Idaho ... Made an 8-yard catch in a reserve role at Boise State ... Played in each of the final three games without finding the stat sheet ... Those appearances came vs. Air Force, vs. San José State and in the Poinsettia Bowl vs. Navy.

HIGH SCHOOL

Played at nearby Oceanside High School ... Recorded team highs of 41 receptions for 1,229 yards and 11 touchdowns as a senior in 2013 ... Also recorded 29 total tackles and one pass defended on defense ... Had 42 catches for 825 yards and 11 touchdowns as a junior in 2012 ... Is a three-star recruit by *Rivals.com*, *Scout.com*, *ESPN.com* and *247sports.com* ... Received a grade of 87 by

247sports and 75 by ESPN ... Finished as the 85th-best receiver in the 2014 class.

PERSONAL

Mikah Holder was born Jan. 26, 1996, in Oceanside, Calif. ... Son of William and Angela Holder ... Twin brother, Alijah, plays cornerback at Stanford, while his older brother, King, lettered at cornerback at SDSU from 2011-13 ... Picked SDSU over offers from Arizona, Brigham Young, Idaho, Nevada, San José State, Utah and Yale ... Majoring in public administration.

SINGLE-GAME BESTS

Career Highs: **Receptions:** 4, four times; **Receiving Yards:** 160 vs. New Hampshire (9/3/16); **Receiving Touchdowns:** 2 vs. New Hampshire (9/3/16), vs. Wyoming (11/14/15); **Long Reception:** 86 vs. New Hampshire (9/3/16); **Carries:** 1 at San José State (10/17/15); **Rushing Yards:** 8 at San José State (10/17/15); **Long Rush:** 8 at San José State (10/17/15); **Punt Returns:** 2 vs. Air Force (12/5/15), vs. Wyoming (11/14/15); **Punt Return Yards:** 38 vs. Nevada (11/28/15); **Long Punt Return:** 38 vs. Nevada (11/28/15).



Holder's Career Statistics

Receiving									
Season	GP	GS	Rec.	Yds.	Avg.	Long	TD	Rec/Gm	Yds/Gm.
2014	10	0	5	53	10.6	15	0	0.5	5.3
2015	14	11	24	439	18.3	48	6	1.7	31.4
2016	13	13	27	581	21.5	86	5	2.1	44.7
Career	37	24	56	1,073	19.2	86	11	1.5	29.0

Punt Returns									All-Purpose
Season	GP	GS	No.	Yds.	Avg.	Long	TD	Total	Yds/Gm.
2014	10	0	0	0	0.0	0	0	72	8.0
2015	14	4	6	45	7.5	38	0	492	35.1
2016	13	0	0	0	0.0	0	0	581	44.7
Career	37	4	6	45	7.5	38	0	1,145	30.9

82 → Parker Houston



- ◆ Tight End
- ◆ Sophomore - 1 Letter, 6-3, 240
- ◆ Sparks, Nev.
- ◆ Edward S. Reed High

Was the only true freshman to start last year on offense or defense (started four times).

At A Glance

► Played in the final 10 games last year, starting four times, as a true freshman.

► Shared the team's Freshman-of-the-Year award with running back Juwan Washington.

► His first career touchdown catch came on the final play of the first half at Wyoming on Nov. 19.

- ◆ 2016 MW Fall All-Academic Team
- ◆ 2016 SDSU Co-Outstanding Freshman Award

Young tight end with a good football IQ ... Was on the two-deep most of last year behind second-team all-conference pick David Wells ... Also took over the short snapping duties on PATs and field goals with starter Turner Bernard out with an ACL injury ... Physical with good hands, who plays bigger than his 6-3 frame.

Houston's Career Game-By-Game

FRESHMAN (TRUE) SEASON - 2016 GAME-BY-GAME

Date	Opponent	GP	GS	No.	Yds.	Avg.	Lg.	TD	TD Lengths
S.3	New Hampshire			---	Did Not Play	---			
S.10	California			---	Did Not Play	---			
S.17	at Northern Illinois			---	Did Not Play	---			
O.1	at South Alabama			---	Did Not Play	---			
O.8	UNLV*	1	0	0	0	0.0	0	0	
O.14	at Fresno State*	1	1	1	14	14.0	14	0	
O.21	San José State*	1	0	0	0	0.0	0	0	
O.28	at Utah State*	1	1	1	5	5.0	5	0	
N.5	Hawai'i*	1	1	0	0	0.0	0	0	
N.12	at Nevada*	1	0	0	0	0.0	0	0	
N.19	at Wyoming*	1	0	2	8	4.0	5	1	3
N.26	Colorado State*	1	0	0	0	0.0	0	0	
D.3	at Wyoming@	1	1	0	0	0.0	0	0	
D.17	vs. Houston^	1	0	1	5	5.0	5	0	
2016 SEASON TOTALS		10	4	5	32	6.4	14	1	

*Bold indicates season high. * - Mountain West game. @ - 2016 Mountain West Championship (War Memorial Stadium; Laramie, Wyo.). ^ - 2016 Las Vegas Bowl (Sam Boyd Stadium; Las Vegas, Nev.).*

FRESHMAN (TRUE) SEASON (2016)

Was one of two players to be named the team's outstanding freshman (also running back Juwan Washington) ... Played in each

of his final 10 games with four starts, making five catches for 32 yards (6.4 avg.) and a touchdown with a long of 14 yards, while handling short snapping duties on PATs and

Aztec Players

SEVEN STRAIGHT BOWL GAME APPEARANCES ► 21 CONFERENCE CHAMPIONSHIPS



field goals ... Did not play in the opener vs. New Hampshire or the following week against California ... Did not see any action at Northern Illinois or at South Alabama, but was on the travel squad ... Logged his first career collegiate snaps against UNLV, mainly on special teams, but a little in offensive situations ... Was the team's short snapper on PATs and field goals as well ... Earned his first career start at tight end at Fresno State, making his first career catch - a 14-yarder ... Played again off the bench against San José State without finding the stat sheet ... Had a 5-yard grab in his second career start at Utah State

... Made another start vs. Hawai'i, but did not record a stat ... Came off the bench in front of his hometown crowd at Nevada, but did not find the stat sheet ... Had a career-high two catches for eight yards (4.0 avg.) at Wyoming, including a 3-yard touchdown ... The touchdown was the first of his career and came with no time left in the first half, giving SDSU a 17-10 lead ... Played off the bench vs. Colorado State, but did not find the stat sheet ... Earned his fourth start of the season in the MW Championship game at Wyoming, but did not record a stat ... Had a 5-yard grab in a reserve role vs. Houston in the Las Vegas Bowl.

and 10 touchdowns as a junior ... Added 20 tackles on defense as a senior ... Was a two-time first-team all-league and all-region selection ... Also was a two-time all-state pick, including one first-team nod ... A three-star recruit by Rivals and Scout, and a two-star pick by 247sports ... Rivals and Scout ranked him as the No. 2 tight end in the state of Nevada ... Received a grade of 79 by Scout ... Also played basketball and baseball at Reed HS.

PERSONAL

Parker Houston was born Dec. 6, 1997, in Reno, Nev. ... Also received offers from Idaho, Nevada and Toledo in the recruiting process ... Is majoring in criminal justice.

SINGLE-GAME BESTS

Career Highs: Receptions: 2 at Wyoming (11/19/16); Receiving Yards: 14 at Fresno State (10/14/16); Receiving Touchdowns: 1 at Wyoming (11/19/16); Long Reception: 14 at Fresno State (10/14/16).

Houston's Career Statistics

Receiving Season	GP	GS	Rec.	Yds.	Avg.	Long	TD	Rec/Gm	Yds/Gm.
2016	10	4	5	32	6.4	14	1	0.5	3.2
Career	10	4	5	32	6.4	14	1	0.5	3.2

60 → Keith Ismael



- ◆ Offensive Line
- ◆ Freshman - Redshirt, 6-3, 310
- ◆ Daly City, Calif.
- ◆ Sacred Heart Cathedral Prep

Was one of two true freshmen offensive linemen on the depth chart last year (also Tyler Roemer).

Big, athletic offensive guard with excellent technique ... Has a ton of potential ... Is slated to start at left guard as a redshirt freshman heading into the 2017 season.

REDSHIRT SEASON (2016)

Redshirted his first season with the Aztecs, but was on the two-deep and traveled the entire year as a true freshman.

HIGH SCHOOL

Earned two letters at Sacred Heart Cathedral Prep in San Francisco ... Was a first-team all-league pick ... Also was a second-team all-metro honoree ... Named the team's offensive lineman MVP ... A two-star recruit by both Rivals and Scout ... Also played lacrosse at SHCP.

PERSONAL

Keith Edward Ismael was born July 25, 1998, in San Francisco ... Son of George and Johanna Ismael ... Picked San Diego State over offers from Air Force, Army, Colorado State, Eastern Washington, Hawai'i, Montana, San José State, UC Davis and Utah State ... Is majoring in aerospace engineering.

22 → Chase Jasmin



- ◆ Running Back
- ◆ Freshman - Redshirt, 5-11, 195
- ◆ Agoura Hills, Calif.
- ◆ Westlake High

Speedy, evasive running back ... Will look to get on the field this year after learning from Doak Walker Award finalist Donnell Pumphrey ... Is fifth on the depth chart.

REDSHIRT SEASON (2016)

Utilized his redshirt season.

HIGH SCHOOL

Earned three letters at Westlake High School in Westlake Village, Calif. ... Rushed for 2,808 yards and 24 touchdowns over his three-year career on 378 attempts (7.4 avg.), breaking 100 yards on 12 occasions (according to MaxPreps) ... Added 30 career re-

ceptions for 315 yards (10.5 avg.) and another score ... Ran for 979 yards and 11 touchdowns on 149 carries (6.6 avg.) as a senior with five 100-yard rushing games ... Also caught 14 passes for 198 yards (14.1 avg.) ... Rushed for 1,413 yards and 13 touchdowns on 157 attempts (9.0 avg.) as a junior with seven 100-yard rushing games ... Added nine catches for 54 yards (6.0 avg.) and another score ... Carried 72 times for 416 yards (5.8 avg.) and two touchdowns as a sophomore, while adding seven catches for 63 yards (9.0 avg.) ... An all-Marmonte League and all-CIF selection ... A three-star recruit by Rivals, Scout, 247sports and ESPN ... Scout ranks him as the eight-best running back in California and 10th on the West Coast ... Received a grade of 85 by Scout and a 75 by ESPN ... Also competed in boxing growing up.

PERSONAL

Chase Donovan Jasmin was born Sept. 10, 1998, in Agoura Hills, Calif. ... Son of Robert and Deborah Jasmin ... Also received offers from Arizona, Colorado, Montana State, Nevada, Oregon State, San José State, Washington, Washington State and Wyoming, while receiving interest from USC ... Undecided on a major.



37 → Dwayne Johnson Jr.



- ◆ Safety
- ◆ Freshman - Redshirt, 6-2, 205
- ◆ Murrieta, Calif.
- ◆ Vista Murrieta High

No relation to Dwayne "The Rock" Johnson.

Hard-hitting safety who figures to get time now in his second season with the program

... Is listed as the backup to Parker Baldwin after spring drills.

REDSHIRT SEASON (2016)

Redshirted his first year with the Aztecs.

HIGH SCHOOL

Was a three-year letterwinner at Vista Murrieta High School ... Over his three years the Broncos went 35-7 (.833) and 15-0 in league play ... Led VMHS to a 12-2 record as a senior, including a 5-0 mark in league play and eventual No. 12 state ranking ... Vista Murrieta was also 11-3 (5-0 league) in 2014 and 12-2 (5-0 league) in 2013 ... Totaled 207 tackles (120 solo), seven tackles for loss, eight interceptions, 22 pass deflections, a forced fumble, three fumble recoveries, two blocked punts and a blocked field goal over his final two years (according to MaxPreps)

... Is a three-star recruit by Scout and 247 sports, and a two-star recruit by Rivals and ESPN ... Scout rated him as the 17th-best safety in California and the 26th best on the West Coast ... Received a grade of 83 by 247sports and a 68 by ESPN ... Was a member of the basketball team at Vista Murrieta HS.

PERSONAL

Dwayne W. Johnson Jr. was born March 11, 1997, in Oceanside, Calif. ... Son of Dwayne Johnson, Sr., and Keshia Johnson, and stepson of Rekiro Hicks ... Chose the Aztecs over an offer from UNLV, while also receiving interest from Fresno State ... Undecided on a major.

7 → Kameron Kelly



- ◆ Cornerback
- ◆ Senior - 3 Letters, 6-2, 200
- ◆ Murphy, Texas
- ◆ Wylie High

Making the move to cornerback this year after playing his first three seasons (33 games, 13 starts) at Warrior (safety).

At A Glance

► Had five interceptions last year, tied for the 17th most in SDSU single-season history.

► Ranked third in the Mountain West last year and tied for 31st nationally in interceptions per game (0.36).

► Recorded two interceptions against Houston in the 2016 Las Vegas Bowl, tied for the fourth most in a game in Aztec history.

An athletic, player who came to SDSU as an "athlete" and played right away as a true freshman in 2014 ... Is making the move to cornerback this year after playing as a Warrior (safety) his first three seasons ... Also has seen time as a kick returner ... Is listed as one of the two starting cornerbacks heading into his final season.

SENIOR SEASON (2017)

Has been named a preseason second-team all-Mountain West selection by *Phil Steele Magazine* at cornerback and a third-team honoree by *Athlon Sports*, despite playing safety his first three years at SDSU.



Kelly's Career Game-By-Game

FRESHMAN (TRUE) SEASON - 2014 GAME-BY-GAME

Date	Opponent	GP	GS	UA	A	TT	TFL	Sk.	Int.	PBU	FF	FR
A.30	Northern Arizona											
	at 21/23 No. Carolina	1	0	0	0	0	0.0	0.0	0	0	0	0
S.20	at Oregon State	1	0	0	1	1	0.0	0.0	0	0	0	0
S.27	UNLV*	1	0	0	0	0	0.0	0.0	0	0	0	0
O.3	at Fresno State*	1	0	0	0	0	0.0	0.0	0	0	0	0
O.10	at New Mexico*	1	0	0	0	0	0.0	0.0	0	0	0	0
O.18	Hawaii*	1	0	0	0	0	0.0	0.0	0	0	0	0
N.1	at Nevada*											
N.8	Idaho											
N.15	at Boise State*											
N.21	Air Force*											
N.29	San José State*											
D.23	Navy#											
	2014 SEASON TOTALS	6	0	0	1	1	0.0	0.0	0	0	0	0

SOPHOMORE SEASON - 2015 GAME-BY-GAME

Date	Opponent	GP	GS	UA	A	TT	TFL	Sk.	Int.	PBU	FF	FR
S.5	San Diego											
S.12	at California	1	1	2	2	4	0.0	0.0	0	0	0	0
S.19	South Alabama	1	1	1	3	4	0.0	0.0	0	1	0	0
S.26	at Penn State	1	1	6	2	8	0.0	0.0	0	1	0	0
O.3	Fresno State*	1	1	3	1	4	0.0	0.0	0	1	0	0
O.10	at Hawaii*	1	1	5	3	8	0.0	0.0	0	0	0	0
O.17	at San José State*	1	1	1	4	5	0.0	0.0	0	0	0	0
O.23	Utah State*	1	1	1	0	1	0.0	0.0	0	0	0	0
O.31	at Colorado State*	1	1	2	1	3	0.0	0.0	1	0	0	0
N.14	Wyoming*	1	1	1	0	1	1.0	0.0	0	0	0	0
N.21	at UNLV*	1	1	3	0	3	1.0	0.0	1	0	0	0
N.28	Nevada*	1	1	0	1	1	0.0	0.0	0	0	0	0
D.5	Air Force**	1	1	5	2	7	0.0	0.0	0	0	0	0
D.24	vs. Cincinnati%	1	1	7	2	9	1.0	0.0	0	0	0	0
	2015 SEASON TOTALS	13	13	37	21	58	3.0	0.0	2	3	0	0

JUNIOR SEASON - 2016 GAME-BY-GAME

Date	Opponent	GP	GS	UA	A	TT	TFL	Sk.	Int.	PBU	FF	FR
S.3	New Hampshire	1	0	0	1	1	0.0	0.0	0	1	0	0
S.10	California	1	0	4	0	4	0.0	0.0	1	1	0	0
S.17	at Northern Illinois	1	0	1	0	1	0.0	0.0	0	0	0	0
O.1	at South Alabama	1	0	2	1	3	0.0	0.0	0	0	0	0
O.8	UNLV*	1	0	1	1	2	0.0	0.0	0	0	0	0
O.14	at Fresno State*	1	0	1	3	4	0.0	0.0	1	0	0	0
O.21	San José State*	1	0	2	1	3	0.0	0.0	0	1	0	0
O.28	at Utah State*	1	0	0	4	4	0.0	0.0	0	0	0	0
N.5	Hawaii*	1	0	3	0	3	0.0	0.0	0	0	0	0



Kameron Kelly - Inside The Numbers

SDSU INTERCEPTIONS / SEASON / ROCKY LONG DC ERA (SINCE 2009)

Pl.	Name	Year	Cl.	Int.	Yds.	TD
1.	Damontae Kazee	2015	Jr.	8	58	1
2.	Damontae Kazee	2016	Sr.	7	156	1
	Larry Parker	2011	Sr.	7	57	0
4.	► Kameron Kelly	2016	Jr.	5	47	0
	Malik Smith	2015	Jr.	5	22	0



JUNIOR SEASON (2016)

Played in all 14 of SDSU's games, making 38 tackles (19 solo) with five interceptions for 47 yards and six pass breakups ... Tied for the team lead in punt return tackles (4) and tied for third in special teams tackles (9) ... Ranked third in the MW and tied for 31st nationally in interceptions per game (0.36) ... Came off the bench vs. New Hampshire in the opener to make one assisted tackle with a pass breakup ... Had a big game off the bench vs. California, making four tackles (all solo) with an interception and a pass breakup ... The interception came in the end zone and led to an Aztec touchdown ... Made a solo stop off the bench at Northern

Illinois ... Registered three stops (two solo) in a reserve role at South Alabama ... Had two tackles (one solo) off the pine vs. UNLV ... Had four tackles and a 20-yard interception off the bench at Fresno State ... Registered three tackles (two solo) with a PBU in a reserve role vs. San José State ... Made four stops (all assisted) at Utah State ... Came up with three tackles - all solo - off the bench vs. Hawai'i ... Had a good game in a reserve role at Nevada, registering two stops with an interception and a pass breakup ... The interception led to an Aztec touchdown run ... Registered a season-high five tackles off the bench at Wyoming ... Came up with four stops off the pine vs. Colorado State ... Had a pass breakup in significant time off the bench at Wyoming in the MW Championship game ... Had two tackles and a career-high two interceptions vs. Houston in the Las Vegas Bowl ...

The interceptions were his fourth and fifth of the season, and sixth and seventh of his career.

SOPHOMORE SEASON (2015)

Had 58 tackles (37 solo) in 13 games (all starts) with three tackles for loss, three pass breakups and two interceptions for 31 yards... Missed the opener with San Diego for violation of team rules ... Made his first career start in just his seventh game at California ... Finished with four tackles (two solo) ... Came up with four tackles (one solo) and his first career pass breakup in his second straight start vs. South Alabama ... Had eight tackles (six solo) at Penn State in his third

N.12	at Nevada*	1	0	1	1	2	0.0	0.0	1	1	0	0
N.19	at Wyoming*	1	0	2	3	5	0.0	0.0	0	0	0	0
N.26	Colorado State*	1	0	1	3	4	0.0	0.0	0	0	0	0
D.3	at Wyoming@	1	0	0	0	0	0.0	0.0	0	1	0	0
D.17	vs. Houston^	1	0	1	1	2	0.0	0.0	2	1	0	0
2016 SEASON TOTALS		14	0	19	19	38	0.0	0.0	5	6	0	0

*Bowl (Qualcomm Stadium; San Diego, Calif.). * - 2015 Sports Authority Mountain West Championship (Qualcomm Stadium; San Diego, Calif.). % - 2015 Hawai'i Bowl (Aloha Stadium; Honolulu, Hawaii). @ - 2016 Mountain West Championship (War Memorial Stadium; Laramie, Wyo.). ^ - 2016 Las Vegas Bowl (Sam Boyd Stadium; Las Vegas, Nev.).*

consecutive start, while adding a pass breakup with a diving play in the end zone ... Had just nine career tackles prior to recording eight at PSU ... Recorded four tackles (three solo) with a pass breakup in a fourth straight start vs. Fresno State ... Made eight tackles (five solo) in another start at Hawai'i ... The eight stops matched a career high ... Registered five stops in a start at San José State ... Had a solo stop against Utah State in another start ... Made three tackles (two solo) and had his first career interception for 16 yards at Colorado State ... The interception led to a 54-yard field goal by Donny Hageman as time expired in the first half, giving the Aztecs a 13-10 lead ... Made one solo tackle, a 1-yard loss, in another start against Wyoming ... Came up with three solo tackles, a 15-yard interception and a tackle for loss in a start at UNLV ... Finished with an assisted tackle against Nevada in a starting role ... Came up with seven tackles (five solo) vs. Air Force in the Mountain West Championship game ... Made a career-high nine stops (seven solo) with a tackle for loss in another start vs. Cincinnati in the Hawai'i Bowl.

FRESHMAN (TRUE) SEASON (2014)

Worked into the two-deep as a true freshman heading into the Fresno State game as the backup to Trey Lomax at one of the two Warrior spots, where he remained for three contests before having surgery on a leg for compartment syndrome late after the Hawai'i game on Oct. 18 ... Missed the final six games with that injury ... Played in six games, making one tackle and blocking a punt ... Was one of eight true freshmen to see action ... Also saw time on special teams, mainly as a kick returner, where he returned five kicks for 131 yards (26.2 avg.) ... The 26.2 average led the team, while his long of 56 yards was second ... Did not play in the opener vs. Northern Arizona ... Came off the bench in his first collegiate appearance at No. 21/23 North Carolina, but did not record a stat ... Logged his first career tackle on special teams at Oregon State ... Played again against UNLV, blocking a punt, SDSU's lone blocked punt of the season ... Logged time on special teams at Fresno State, where he returned a kick 56 yards, the longest by an Aztec this season ... Played again at New Mexico and had a 13-yard kick return ... Logged time again against Hawai'i,

returning a kick for 25 yards ... Was taken out late in the game with a leg injury ... Later was diagnosed with compartment syndrome and was operated on early the next day (Oct. 19), ending his season ... Did not play the rest of the season in games at Nevada, vs. Idaho, at Boise State, vs. Air Force and against San José State ... Could have played vs. Navy in the Poinsettia Bowl, but was held out as a precaution.

HIGH SCHOOL

A three-year letterwinner at Wylie High School in Murphy, Texas ... Named the 4A Region II District 13 Player of the Year after racking up 4,000 all-purpose yards ... An academic all-state selection ... Completed 56-of-96 passes (58.3 percent) for 841 yards with five touchdowns as a senior ... Led the Pirates to a 9-5 overall record and an appearance in the 4A D1 Quarterfinals ... Also rushed for 568 yards and 13 touchdowns on 86 carries and caught 59 passes for 950 yards and 11 scores ... Recorded seven interceptions on defense ... Lettered in basketball and track and field as well ... Was a three-star recruit by Scout.com, and a two-star recruit by both Rivals.com and 247sports.com ... 247sports gave him a grade of 75.

PERSONAL

Kameron Rashad Kelly was born Aug. 19, 1996, in Round Rock, Texas ... Son of Curley Kelly and Toni Milburn and stepson of Joseph Milburn and Millie Kelly ... Chose SDSU over offers from Alabama A&M, Alabama State, Florida A&M, Grambling, Houston Baptist, Kent State, Lamar, Louisiana-Monroe, Navy, Northern Colorado, Prairie View A&M, Sam Houston State, South Dakota State, Stephen F. Austin, Texas Southern and Texas Tech ... Is majoring in social science.

SINGLE-GAME BESTS

Career Highs: Tackles: 9 vs. Cincinnati (12/24/15); Tackles For Loss: 1.0 vs. Cincinnati (12/24/15), at UNLV (11/21/15), vs. Wyoming (11/14/15); Interceptions: 2 vs. Houston (12/17/16); Pass Breakups: 1, nine times; Blocked Punts: 1 vs. UNLV (9/27/14); Kick Returns: 2 vs. UNLV (9/27/14); Long Kick Return: 56 at Fresno State (10/3/14); Kick Return Yards: 56 at Fresno State (10/3/14).)

Kelly's Career Statistics

Season	GP	GS	UA	A	TT	TFL	Sk	Int.	PBU	FF	FR
2014	6	0	0	1	1	0.0	0.0	0	0	0	0
2015	13	13	37	21	58	3.0	0.0	2	3	0	0
2016	14	0	19	19	38	0.0	0.0	5	6	0	0
Career	33	13	56	41	97	3.0	0.0	7	9	0	0



39 → Ronley Lakalaka



- ◆ Linebacker
- ◆ Junior - 2 Letters, 6-0, 225
- ◆ Kalihi, Hawaii
- ◆ Punahou High

Younger brother, Seyddrick, is a true freshmen linebacker on the Aztecs.

At A Glance

► Older brother, Steven, played running back at Hawai'i from 2013-16, while his younger brother, Seyddrick, is a true freshman linebacker on the Aztecs this fall.

► Full name is Ronley Saumaniafaese Lealao Lakalaka.

► Was one of two true freshmen on the depth chart on either side of the ball in 2015 (also safety Parker Baldwin).

... The 73 tackles ranked second on the team ... Came up with a then-career-high five tackles (three solo) in his first career start against New Hampshire in the opener ... Had another good game off the bench against California, registering four tackles (two solo) and a 9-yard interception returned for a touchdown ... The touchdown put the Aztecs up, 28-21, late in the second quarter, a lead they would never relinquish ... The interception (and touchdown) was the first of his career ... Earned his second career start at Northern Illinois, making four stops (two solo) ... Had three tackles (two solo) in a start at South Alabama ... Came up with four

Ronley Lakalaka - Inside The Numbers

MOST TACKLES BY A SAN DIEGO STATE UNDERCLASSMAN DURING THE ROCKY LONG DEFENSIVE COORDINATOR ERA (SINCE 2009) / SEASON

Pl.	Name	Season	Cl.	GP	UA	A	TT
1.	Jake Fely	2012	So.	13	68	22	90
2.	Calvin Munson	2014	So.	13	54	29	83
3.	► Ronley Lakalaka	2016	So.	14	37	36	73
4.	Nat Berhe	2011	So.	13	43	24	67
5.	Parker Baldwin	2016	So.	14	37	29	66

Pronounced ron-LEE LOCK-ah-LOCK-ah ... Physical linebacker who has become one of the leaders on defense ... Moved into the two-deep for the South Alabama game as a true freshman in 2015 with Jake Fely injured and stayed there for the rest of the season, before starting 13 of 14 games last year ... A good run stopper who is not afraid of contact ... Slated to start at one of the two outside linebacker spots in Rocky Long's 3-3-5 defense heading into the 2017 season.

JUNIOR SEASON (2017)

Is a preseason first-team all-Mountain West pick by *Street & Smith's*, and second-team selections by both *Athlon Sports* and *Lindy's Sports* ... Also was chosen as "SDSU's Best Defensive Player" by Pete Fiutak of *Campus Insiders*.

SOPHOMORE SEASON (2016)

Played in all 14 games, starting 13 times ... Had 73 tackles (37 solo) to go along with three tackles for loss, an 8-yard sack, two interceptions for 20 yards and a touchdown, a pass breakup and five quarterback hurries

tackles (three solo) in a fourth start vs. UNLV ... Also had a 1/2 tackle for loss for two yards and his first two career quarterback hurries ... Registered three tackles in a fourth straight start at Fresno State ... Came up with two stops (one solo) and three quarterback hurries in a start against San José State ... Had six tackles in a start at Utah State, leading the team in stops for the first time of his career ... Had another good game in a start vs. Hawai'i, coming up with four tackles and a 11-yard interception ... The interception led to a John Baron field goal ... Made five stops in another start at Nevada ... Finished with a career-high 12 tackles (eight solo) and a PBU at Wyoming ... Led the team in tackles for the second time of the season (and career) ... Reached double digits in tackles for the first time of his career ... Registered six tackles in a start vs. Colorado State ... Came up with six stops (four solo), including a career-high 1.5 tackles for loss in a start at Wyoming in the MW Championship game ... Totaled nine tackles (five solo) with an 8-yard tackle for loss (and

Lakalaka's Career Game-By-Game

FRESHMAN (TRUE) SEASON - 2015 GAME-BY-GAME

Date	Opponent	GP	GS	UA	A	TT	TFL	Sk.	Int.	PBU	FF	FR
S.5	San Diego			---	---	---	---	---	---	---	---	---
S.12	at California			---	---	---	---	---	---	---	---	---
S.19	South Alabama			---	---	---	---	---	---	---	---	---
S.26	at Penn State	1	0	0	0	0	0.0	0.0	0	0	0	0
O.3	Fresno State*	1	0	0	0	0	0.0	0.0	0	0	0	0
O.10	at Hawai'i*	1	0	0	1	1	0.0	0.0	0	0	0	0
O.17	at San José State*	1	0	2	1	3	0.0	0.0	0	0	0	0
O.23	Utah State*	1	0	1	0	1	0.0	0.0	0	0	0	0
O.31	at Colorado State*	1	0	0	1	1	0.0	0.0	0	0	0	0
N.14	Wyoming*	1	0	0	1	1	0.0	0.0	0	0	0	0
N.21	at UNLV*	1	0	1	1	2	0.0	0.0	0	0	0	0
N.28	Nevada**	1	0	0	0	0	0.0	0.0	0	0	0	0
D.5	Air Force**	1	0	0	0	0	0.0	0.0	0	0	0	0
D.24	vs. Cincinnati%	1	0	1	1	2	0.0	0.0	0	0	0	0
2015 SEASON TOTALS		11	0	5	6	11	0.0	0.0	0	0	0	0

SOPHOMORE - 2016 GAME-BY-GAME

Date	Opponent	GP	GS	UA	A	TT	TFL	Sk.	Int.	PBU	FF	FR
S.3	New Hampshire	1	1	3	2	5	0.0	0.0	0	0	0	0
S.10	California	1	0	2	2	4	0.0	0.0	1	0	0	0
S.17	at Northern Illinois	1	1	2	2	4	0.0	0.0	0	0	0	0
O.1	at South Alabama	1	1	2	1	3	0.0	0.0	0	0	0	0
O.8	UNLV*	1	1	3	1	4	0.5	0.0	0	0	0	0
O.14	at Fresno State*	1	1	1	2	3	0.0	0.0	0	0	0	0
O.21	San José State*	1	1	1	1	2	0.0	0.0	0	0	0	0
O.28	at Utah State*	1	1	1	5	6	0.0	0.0	0	0	0	0
N.5	Hawai'i*	1	1	1	3	4	0.0	0.0	1	0	0	0
N.12	at Nevada*	1	1	2	3	5	0.0	0.0	0	0	0	0
N.19	at Wyoming*	1	1	8	4	12	0.0	0.0	0	1	0	0
N.26	Colorado State*	1	1	2	4	6	0.0	0.0	0	0	0	0
D.3	at Wyoming*	1	1	4	2	6	1.5	0.0	0	0	0	0
D.17	vs. Houston^	1	1	5	4	9	1.0	1.0	0	0	0	0
2016 SEASON TOTALS		14	13	37	36	73	3.0	1.0	2	1	0	0

Bold indicates season high. * - Mountain West game. ** - 2015 Sports Authority Mountain West Championship (Qualcomm Stadium; San Diego, Calif.). % - 2015 Hawai'i Bowl (Aloha Stadium; Honolulu, Hawaii). @ - 2016 Mountain West Championship (War Memorial Stadium; Laramie, Wyo.). ^ - 2016 Las Vegas Bowl (Sam Boyd Stadium; Las Vegas, Nev.).



Aztec Players

SEVEN STRAIGHT BOWL GAME APPEARANCES ► 21 CONFERENCE CHAMPIONSHIPS



sack) against Houston in the Las Vegas Bowl ... The sack was the first of his career.

FRESHMAN (TRUE) SEASON (2015)

Played in 11 games on the season, making 11 tackles with one quarterback hurry ... Mainly was used on special teams, but gradually logged more snaps in the backfield toward the end of the season ... Was on the travel roster, but did not play in the first three games of the season against San Diego, at California and vs. South Alabama ... Logged his first appearance of his Division I career

at Penn State on special teams without finding the stat sheet ... Played again vs. Fresno State, but did not record a stat ... Logged his first stat, making an assisted tackle at Hawai'i ... Logged significant snaps on defense at San José State with starter Jake Fely injured for the second half ... Had three tackles (two solo) in the contest ... Had a solo tackle against Utah State off the bench ... Came up with an assisted stop in time off the pine at Colorado State ... Made an assisted tackle against Wyoming ... Registered two stops (one solo) off the pine at UNLV ...

Did not record a stat in time off the bench vs. Nevada ... Also did not find the stat sheet in a reserve role vs. Air Force in the Mountain West Championship game ... Had two tackles (one solo) and picked up his first career quarterback hurry vs. Cincinnati in the Hawai'i Bowl.

HIGH SCHOOL

Recorded a team-high seven sacks, along with two interceptions as a senior at Punahou High School in Kalihi, Hawaii, according to *MaxPreps.com* ... Led Punahou to an 8-1 overall record and an appearance in the HHSAA Division I championship game in 2014 ... Was a two-time all-state first-team selection and a two-time ILH first-team pick ... Led the team in tackles and was chosen as the hardest hitting player on the team ... A three-star recruit by Scout and a two-star recruit by Rivals.

PERSONAL

Ronley Saumaniafaese Lealao Lakalaka was born Jan. 23, 1997, in Honolulu, Hawaii ... Picked SDSU over an offer from Hawai'i and also had interest from California ... Brother, Steven, played running back at Hawai'i from 2013-16, while his younger brother, Seyddrick, will be a freshman at San Diego State this year ... Is majoring in social science.

SINGLE-GAME BESTS

Career Highs: Tackles: 12 at Wyoming (11/19/16); Tackles For Loss: 2.0 at Wyoming (12/3/16); Sacks: 1.0 vs. Houston (12/17/16); Interceptions: 1 vs. Hawai'i (11/5/16), vs. California (9/10/16); Pass Breakups: 1 at Wyoming (11/19/16); Defensive Touchdowns: 1 vs. California (9/10/16).

Lakalaka's Career Statistics

Defense												
Season	GP	GS	UA	A	TT	TFL	Sk	Int.	PBU	FF	FR	
2015	11	0	5	6	11	0.0	0.0	0	0	0	0	
2016	14	13	37	36	73	3.0	1.0	2	1	0	0	
Career	25	13	42	42	84	3.0	1.0	2	1	0	0	

34 → Isaac Lessard



- ◆ Fullback
- ◆ Sophomore - 1 Letter, 6-3, 240
- ◆ Sacramento, Calif.
- ◆ Jesuit High

One of three fullbacks on the roster who started his career at a different position (Lessard started as a linebacker).

◆ 2016 MW Fall All-Academic Team

Was recruited as a linebacker, but moved to fullback for the 2015 fall camp ... Is listed as the backup to senior Nick Bawden after spring drills.

FRESHMAN SEASON (2016)

Played in eight games on the season without recording a stat ... According to *Pro Football Focus*, logged 49 snaps for the year ... Played 13 snaps in the opener against New Hampshire and one the following game vs.

California ... Played three snaps vs. UNLV ... After not playing against Fresno State, logged snaps in four straight weeks, including nine against San José State, seven at Utah State, seven vs. Hawai'i and three at Nevada ... Also saw action at Colorado State with six snaps.

REDSHIRT SEASON (2015)

Utilized his redshirt season.

HIGH SCHOOL

Led Jesuit High School in Sacramento, Calif., with 58 total tackles and four tackles for loss, along with two sacks, two interceptions and a fumble recovery as a senior according to *MaxPreps.com* ... Named first-team all-Delta League, first-team all-Metro, team captain and team's defensive MVP as a senior ... Led the Marauders to a 9-3 overall record in 2014 and an appear-

ance in the second round of the CIF Sac-Joaquin Section playoffs ... Played quarterback his junior season at Yuba City High, completing 89 of 173 pass attempts (51 percent) for 1,711 yards and 16 touchdowns, while rushing for 307 yards and eight scores ... A first-team all-Tri County Conference and all-Area selection, and a team captain as a junior ... Helped lead the Honkers to an appearance in the third round of the CIF Sac-Joaquin playoffs in 2013 ... Also played rugby in high school.

PERSONAL

Isaac Pryde Lessard was born April 17, 1997, in Sacramento, Calif. ... Son of Norm and Noel Lessard ... Father, Norm, played college football at Fresno State ... Chose San Diego State over Sacramento State ... A criminal justice major.

3 → Trey Lomax



- ◆ Safety
- ◆ Senior - 3 Letters, 5-11, 195
- ◆ San Diego, Calif.
- ◆ Mira Mesa High

His 67 tackles as a redshirt freshman in 2014 are the most by an Aztec freshman since 2007.

◆ 2014 SDSU Outstanding Freshman Award

Fantastic athlete who was also recruited to play baseball at San Diego State ... Is slated as one of the two starters at the Warrior (safety) spot after starting 13 games there last year.

At A Glance

► Was also recruited to play baseball at San Diego State.

► Is working on a master's degree in homeland security.

Lomax's Career Game-By-Game

FRESHMAN SEASON - 2014 GAME-BY-GAME

Date	Opponent	GP	GS	UA	A	TT	TFL	Sk.	Int.	PBU	FF	FR
A.30	Northern Arizona	1	1	4	2	6	0.0	0.0	0	0	0	0
S.6	at 21/23 No. Carolina	1	1	7	3	10	0.0	0.0	0	0	0	0
S.20	at Oregon State	1	1	6	5	11	0.0	0.0	0	0	0	0
S.27	UNLV*	1	1	4	1	5	1.0	1.0	0	0	0	0
O.3	at Fresno State*	1	1	2	2	4	1.0	0.0	0	0	0	1
O.10	at New Mexico*	1	1	3	0	3	1.0	0.0	0	1	0	0
O.18	Hawai'i*	1	1	2	1	3	0.0	0.0	0	0	0	0
N.1	at Nevada*	1	1	3	2	5	0.0	0.0	0	0	0	0
N.8	Idaho	1	1	3	3	6	0.0	0.0	0	1	0	0
N.15	at Boise State*	1	1	3	3	6	0.0	0.0	0	0	0	0
N.21	Air Force*	1	0	0	0	0	0.0	0.0	0	0	0	1
N.29	San José State*	1	1	1	3	4	0.0	0.0	0	1	0	0
D.23	Navy#	--- Did Not Play ---										
2014 SEASON TOTALS		12	11	38	25	63	3.0	1.0	0	3	0	2



Trey Lomax - Inside The Numbers

MOST TACKLES BY AN AZTEC FRESHMAN IN THE ROCKY LONG DEF. COOR. ERA (SINCE 2009)

Pl.	Name	Season	Tackles
1.	► Trey Lomax	2014	63
2.	Jake Fely	2011	58
3.	Ron Smith	2016	57
4.	Damontae Kazee	2013	41
5.	Nat Berhe	2010	39

MOST STARTS BY AMONG ACTIVE AZTEC PLAYERS (OFF/DEF.)

Pl.	Name	2017 Pos.	Starts
1.	► Trey Lomax	WAR	26
2.	Mikah Holder	WR	24
3.	Ryan Dunn	OLB	20
4.	Noble Hall	DE	17
5.	Christian Chapman	QB	16

MOST TACKLES BY AMONG ACTIVE AZTEC PLAYERS

Pl.	Name	2017 Year	Tackles
1.	► Trey Lomax	Sr.	105
2.	Kameron Kelly	Sr.	97
3.	Ronley Lakalaka	Jr.	84
4.	Parker Baldwin	Jr.	80
5.	Dakota Turner	Sr.	73

JUNIOR SEASON (2016)

Earned the start at one of the two Warrior spots in the first 12 games and 13 overall, only not starting vs. Wyoming in the MW Championship game when SDSU started four linebackers ... Had 33 tackles (18 solo), 1.5 tackles for loss, a 10-yard interception and five pass breakups ... Made the start at one of the Warrior spots in the opener vs. New Hampshire, but did not find the stat sheet ... Started again vs. California, making four tackles (two solo) ... Made two tackles and chipped in with a 10-yard interception in a third straight start at Northern Illinois ... Registered three tackles (one solo) and a pass breakup at South Alabama in a fourth consecutive start ... Had an assisted tackle against UNLV in a starting role ... Came up with three stops (two solo) in a start at Fresno State ... Had a good game against San José State in another start, making a solo tackle - a 3-yard stop behind the line of scrimmage - and a pass breakup ... Started once again at Utah State, making three stops (one solo), including 0.5 TFL for two yards ... Had a solo tackle and a career-high two pass breakups in a start vs. Hawai'i ... Made four stops and had a pass breakup in a 10th straight start at Nevada ... The PBU was deflected to Kameron Kelly for an interception ... Made two solo tackles in a start at Wyoming ... Had a season-high seven tackles (five solo) against Colorado State ... His previous best on the year was four stops

SOPHOMORE SEASON - 2015 GAME-BY-GAME

Date	Opponent	GP	GS	UA	A	TT	TFL	Sk.	Int.	PBU	FF	FR
S.5	San Diego	1	1	2	1	3	1.0	0.0	0	0	0	0
S.12	at California						---	Did Not Play	Injured	---		
S.19	South Alabama						---	Did Not Play	Injured	---		
S.26	at Penn State						---	Did Not Play	Injured	---		
O.3	Fresno State*						---	Did Not Play	Injured	---		
O.10	at Hawai'i*						---	Did Not Play	Injured	---		
O.17	at San José State*						---	Did Not Play	Injured	---		
O.23	Utah State*	1	0	0	0	0	0.0	0.0	0	0	0	0
O.31	at Colorado State*	1	0	0	1	1	0.0	0.0	0	0	0	1
N.14	Wyoming*						---	Did Not Play	---			
N.21	at UNLV*	1	0	0	0	0	0.0	0.0	0	0	0	0
N.28	Nevada*	1	1	4	1	5	0.0	0.0	0	0	0	0
D.5	Air Force**						---	Did Not Play	---			
D.24	vs. Cincinnati%						---	Did Not Play	---			
2015 SEASON TOTALS		5	2	6	3	9	1.0	0.0	0	0	0	1

JUNIOR SEASON - 2016 GAME-BY-GAME

Date	Opponent	GP	GS	UA	A	TT	TFL	Sk.	Int.	PBU	FF	FR
S.3	New Hampshire	1	1	0	0	0	0.0	0.0	0	0	0	0
S.10	California	1	1	2	2	4	0.0	0.0	0	0	0	0
S.17	at Northern Illinois	1	1	2	0	2	0.0	0.0	1	0	0	0
O.1	at South Alabama	1	1	1	2	3	0.0	0.0	0	1	0	0
O.8	UNLV*	1	1	0	1	1	0.0	0.0	0	0	0	0
O.14	at Fresno State*	1	1	2	1	3	0.0	0.0	0	0	0	0
O.21	San José State*	1	1	1	0	1	1.0	0.0	0	1	0	0
O.28	at Utah State*	1	1	1	2	3	0.5	0.0	0	0	0	0
N.5	Hawai'i*	1	1	1	0	1	0.0	0.0	0	2	0	0
N.12	at Nevada*	1	1	1	3	4	0.0	0.0	0	1	0	0
N.19	at Wyoming*	1	1	2	0	2	0.0	0.0	0	0	0	0
N.26	Colorado State*	1	1	5	2	7	0.0	0.0	0	0	0	0
D.3	at Wyoming@	1	0	0	2	2	0.0	0.0	0	0	0	0
D.17	vs. Houston^	1	1	0	0	0	0.0	0.0	0	0	0	0
2016 SEASON TOTALS		14	13	18	15	33	1.5	0.0	1	5	0	0

Bold indicates season high. * - Mountain West game. # - 2014 San Diego County Credit Union Poinsettia Bowl (Qualcomm Stadium; San Diego, Calif.). ** - 2015 Sports Authority Mountain West Championship (Qualcomm Stadium; San Diego, Calif.). % - 2015 Hawai'i Bowl (Aloha Stadium; Honolulu, Hawaii). @ - 2016 Mountain West Championship (War Memorial Stadium; Laramie, Wyo.). ^ - 2016 Las Vegas Bowl (Sam Boyd Stadium; Las Vegas, Nev.).

... Registered two assisted tackles in the MW Championship game at Wyoming off the bench ... Did not record a stat in playing time as a starter vs. Houston in the Las Vegas Bowl.

SOPHOMORE SEASON (2015)

Was a fourth-team all-Mountain West pre-season selection by Phil Steele ... Was named a "SDSU Player to Watch" by *Lindy's Sports* ... Was slated as one of the two starting Warriors in Rocky Long's 3-3-5 defense once again after a solid 2014 season, but hurt his knee in the opener and missed the next six games ... Came back to play against Utah State and started vs. Nevada at the Aztec spot with Na'im McGee sitting out the first week with a targeting penalty the week before ... Finished with nine tackles (six solo), including a tackle for loss, and a fumble recovery in two starts and five games ... Started the opener with San Diego, recording three tackles (two solo), including one behind the line of scrimmage, before leaving early with a knee injury ... Missed the next six games with the same knee injury ... Re-

turned to play limited snaps against Utah State without recording a stat ... Had one assisted tackle and a fumble recovery in a reserve role at Colorado State ... The fumble recovery came in the end zone as the Rams were driving to try and tie the game up at 7-7 on their opening possession ... Did not play against Wyoming ... Saw limited time at UNLV without finding the stat sheet ... Started for the first time of his career at the Aztec spot against Nevada, making a season-high five tackles (four solo) ... Did not play in the Mountain West Championship vs. Air Force ... Also did not see any action vs. Cincinnati in the Hawai'i Bowl.

FRESHMAN SEASON (2014)

Received the Outstanding Freshman Award at the team banquet ... Played in his first 12 career games, starting the first 10 and again vs. San José State in the regular season finale ... Ranked in a tie for third on the team with 63 tackles and led the team with two fumble recoveries for 15 yards ... The 63 tackles were the most by an Aztec freshman since Andrew Preston had 72 in 2007 ... Also



Aztec Players

SEVEN STRAIGHT BOWL GAME APPEARANCES ► 21 CONFERENCE CHAMPIONSHIPS



had three tackles for loss, a sack and three PBUs ... Made his first career start in his first career appearance in the opener vs. Northern Arizona ... Came up with six tackles, including four solo stops ... The six tackles were tied for second on the team ... Had a game-high 10 tackles (seven solo) at North Carolina ... The seven solo stops also were a game high ... Made a career-high 11 stops (six solo) at Oregon State ... The 11 stops tied J.J. Whittaker for the most of either team ... Made five tackles (four solo) with his first career sack and tackle for loss in the MW opener vs. UNLV ... Had another good game in his fifth straight start at Fresno State, recording four tackles (two solo), a 3-yard TFL and his first career fumble recovery, which he returned 10 yards ... Logged another start at New Mexico, where he had three solo stops, a TFL and his first career

pass breakup ... Came up with three tackles (two solo) in a start against Hawai'i ... Made five tackles (three solo) in an eighth consecutive start at Nevada ... Recorded six stops (three solo) and added a PBU in a start at Warrior vs. Idaho ... Registered six tackles (three solo) in a 10th straight start at Boise State ... Came off the bench for the first time vs. Air Force with the defense moving to four linebackers and dropping to four defensive backs against the Falcons' unusual offense ... Did not make a tackle, but came up with his team-leading second fumble recovery of the season, which he returned five yards ... The recovery led to an Aztec field goal ... Had four stops with a PBU against San José State in his 11th start of the year ... Suited up, but did not play for the first time of the season vs. Navy in the Poinsettia Bowl.

REDSHIRT SEASON (2013)

Gained valuable practice experience in his redshirt season, working behind five senior safeties, including 2014 NFL Draft picks Nat Berhe and Eric Pinkins.

HIGH SCHOOL

Local prospect from Mira Mesa High School ... Two-time first-team all-Eastern League selection and 2012 offensive MVP ... A two-year captain ... As a junior in 2011, had 109 tackles (82 solo) and four pass deflections as a defensive back, while scoring four times and passing for another four scores as a running back, wide receiver and quarterback ... A three-star recruit with a scout grade of 72 by ESPN ... A two-star recruit by both *Rivals.com* and *Scout.com* ... *247sports.com* gave him an 85 and ranked him as the 78th-best safety in the country ... Hit .341 in 2012 for the Marauders with 22 runs, 16 RBIs and 10 stolen bases ... A two-time first-team all-league pick in baseball and team captain in 2012.

PERSONAL

Phillip Anthony Lomax III was born Dec. 5, 1994, in San Diego, Calif. ... Son of Phillip and Jamie Lomax ... Picked SDSU over Arizona State, Oregon State and Washington State, and also had interest from Cincinnati, Oregon, Tennessee, UCLA, USC and Washington ... Earned his bachelor's degree in criminal justice and is now working on his master's degree in homeland security.

SINGLE-GAME BESTS

Career Highs: Tackles: 11 at Oregon State (9/21/14); Tackles For Loss: 1.0, five times; Sacks: 1.0 vs. UNLV (9/27/14); Interceptions: 1 at Northern Illinois (9/17/16); Pass Breakups: 2 vs. Hawai'i (11/5/16); Fumble Recoveries: 1 at Colorado State (10/31/15), vs. Air Force (11/21/14), at Fresno State (10/3/14).

Lomax's Career Statistics

Season	GP	GS	UA	A	TT	TFL	Sk	Int.	PBU	FF	FR
2014	12	11	38	25	63	3.0	1.0	0	3	0	2
2015	5	2	6	3	9	1.0	0.0	0	0	0	1
2016	14	13	18	15	33	1.5	0.0	1	5	0	0
Career	31	26	62	43	105	5.5	1.0	1	8	0	3

45 → Anthony Luke



- ◆ Defensive Line
- ◆ Junior - Transfer, 6-4, 260
- ◆ Roseville, Calif.
- ◆ Woodcreek High/American River College

Enrolled at San Diego State in January 2017 ... Big, athletic defensive lineman who will look to play right away this year ... Is listed third at right defensive end after spring drills.

AT AMERICAN RIVER COLLEGE (2014-15)
Played one year at American River College in Sacramento, Calif. ... Totaled 43 tackles, 3.5 sacks, 12 tackles for loss, one forced

fumble, one fumble recovery and three pass breakups in 11 games ... Was named a first-team selection on the 2016 All-America Community College Football Team ... Also was a first-team Region I pick ... Was a three-star recruit by 247sports and Scout out of American River College, and a two-star recruit by Rivals ... Received a scouting grade of 83 by 247sports, and was ranked as the 12th-best strong-side defensive end from the 2017 recruiting class

HIGH SCHOOL

Played both defensive line and running back at Woodcreek High School in Roseville, Calif., where he was a three-time letterwinner ... Also competed on the wrestling team at Woodcreek HS.

PERSONAL

Anthony Luke was born Nov. 11, 1996, in Carmichael, Calif. ... Son of Tony and Renee Luke ... Picked the Aztecs out of American River over other offers from Utah, Iowa State, Toledo, New Mexico, Florida Atlantic, Buffalo, San José State and Youngstown State ... Is majoring in social science.

92 → Isiah Macklin



- ◆ Wide Receiver
- ◆ Freshman - Redshirt, 6-5, 200
- ◆ Las Vegas, Nev.
- ◆ Green Valley High

At 6 foot, 5 inches, is SDSU's tallest wide receiver on the team.

Tall, athletic receiver with an excellent vertical leap ... Has tons of promise ... Is slated to back-up senior Quest Truxton at the "Z"

receiver heading into the fall.

REDSHIRT SEASON (2016)

Redshirted his first season, starring on the scout team against the Aztecs' first and second-team defense.

HIGH SCHOOL

Earned two letters at Green Valley in Las Vegas, Nev. ... Was a second-team all-conference pick ... A three-star recruit by Scout at tight end, and a two-star recruit at wide receiver by Rivals and ESPN ... Was ranked as the top tight end in the state of Nevada and the 10th best in the West ... Considered the 15th-best overall recruit out of Nevada by 247sports ... Received a grade 68 by ESPN ... Also played basketball at Green Valley High.

PERSONAL

Isiah Kaden Macklin was born Sept. 17, 1998, in Las Vegas ... Son of Timothy Macklin and Anne Key ... Picked the Aztecs over an offer from UNLV ... Is majoring in business administration with a focus in finance.



38 → Dru Mathis



- ◆ Linebacker
- ◆ Freshman - Redshirt, 6-3, 235
- ◆ Ventura, Calif.
- ◆ Buena High

Older brother, Kendrick, played safety and wide receiver with the Aztecs from 2012-16.

- ◆ 2016 SDSU Defensive Scout Team Player of the Year

Physical defender with solid technique ... Has a wealth of potential ... Has gained 30 pounds of bulk since last year ... Is third on the depth chart at middle linebacker after

spring drills behind a pair of seniors in Jay Henderson and Randy Ricks.

REDSHIRT SEASON (2016)

Redshirted his first season, where he was named the team's Defensive Scout Team Player of the Year.

HIGH SCHOOL

Was the Co-Channel League Defensive Player of the Year as a senior and a first-team all-league pick ... A three-star recruit by Rivals, Scout, 247sports and ESPN ... Was ranked as the fifth-best inside linebacker in California by Rivals, the sixth best on the West Coast and the 39th in the country ... Received a grade of 82 by Scout and a 73 by ESPN.

PERSONAL

Reece Dru Mathis was born April 18, 1998, in Ventura, Calif. ... Son of Reece and Karie Mathis ... Picked San Diego State over other offers from Air Force, Colorado State, Fresno State, Nevada, New Mexico, Oregon State, San José State, UNLV, Vanderbilt and Wyoming ... A criminal justice major.

58 → Connor Mitchell



- ◆ Defensive Line
- ◆ Freshman - High School, 6-5, 250
- ◆ Island Lakes, Ill.
- ◆ Wauconda High

Enrolled at SDSU in the spring, foregoing his final semester at Wauconda High School.

Young, athletic defensive tackle who continues to learn the 3-3-5 defense ... Signed with the 2017 class out of high school and joined the Aztecs early for the spring season ... Enters his first official season as the co-No. 3

defensive tackle on the depth chart, behind a pair of seniors.

HIGH SCHOOL

Earned three letters at Wauconda High School in Wauconda, Ill. ... Was an all-state, all-area, all-conference and the team MVP for the Bulldogs ... Led the league in sacks as a senior ... Helped lead Wauconda HS to two playoff appearances over this three years ... A three-star recruit by Rivals and a two-star recruit by Scout ... Also earned all-academic honors with at least a 3.5 GPA each semester ... Also played baseball with the Bulldogs.

PERSONAL

Connor Mitchell was born March 23, 1998, in Barrington, Ill. ... Son of Andy and Becky Mitchell ... Was also recruited by Air Force, Boise State, Colorado, North Carolina, Purdue and Northwestern ... Is majoring in business administration with an emphasis in finance.

61 → Damon Moore



- ◆ Defensive Line
- ◆ Junior - Squad, 6-4, 250
- ◆ Novato, Calif.
- ◆ San Marin High

Walk-on defensive lineman who gained valuable experience practicing with the Aztecs in 2014 ... Missed the entire 2015 season and the 2016 spring campaign with a knee injury, but played in one game last year, making

two tackles ... Is third on the depth chart at left defensive end heading into the season.

SOPHOMORE SEASON (2016)

Played in one game on the season, logging 22 snaps (according to *Pro Football Focus*) against Hawai'i ... Registered two tackles in the reserve role, including one solo stop.

FRESHMAN SEASON (2015)

Missed the entire season with a knee injury.

REDSHIRT SEASON (2014)

Redshirted his first season on The Mesa.

HIGH SCHOOL

Was a two-year letterwinner at San Marin High School in Novato, Calif. ... Was an all-league selection as a senior, leading the Mustangs to a 9-3 record, including a 6-1 mark in MVAL play ... A scholar-athlete ... Also played basketball at SMHS.

PERSONAL

Damon Charles Moore was born Nov. 21, 1995, in Novato, Calif. ... Son of Brent and Dana Moore ... Is working on a social media app called Hype Artist ... Is majoring in business administration with a focus in marketing.

SINGLE-GAME BESTS

Career Highs: Tackles: 3 vs Hawai'i (11/5/16).

Moore's Career Statistics

Defense												
Season	GP	GS	UA	A	TT	TFL	Sk	Int.	PBU	FF	FR	
2016	1	0	1	1	2	0.0	0.0	0	0	0	0	
Career	1	0	1	1	2	0.0	0.0	0	0	0	0	



52 → Tyler Morris



- ◆ Linebacker
- ◆ Senior - 1 Letter, 6-3, 225
- ◆ Henderson, Nev.
- ◆ Foothill High

Has missed the better part of two seasons (2014 and 2016) with knee injuries.

Athletic body who has worked with both the safeties and linebackers since he arrived in 2013 ... Tore an ACL in the 2014 opener, but returned healthy for 2015 ... Tore the ACL in the same knee again, however, in the spring of 2016 and missed the entire 2016 season ... Appears healthy heading into 2017, where he is slated to back up Ryan Dunn at left outside linebacker.

JUNIOR SEASON (2016)

Missed the entire season with a second torn ACL.

SOPHOMORE SEASON (2015)

Played in all 14 games on the season, making three tackles (two solo) with a quarterback hurry ... Recorded the first tackle of his career at Hawai'i on the kickoff unit ... Made

a solo stop at San José State in a reserve role ... Recorded his first career pass breakup against Wyoming ... Had a solo tackle vs. Nevada ... Also played vs. San Diego, at California, vs. South Alabama, at Penn State, vs. Fresno State, against Utah State, at Colorado State, at UNLV, vs. Air Force in the Mountain West Championship and vs. Cincinnati in the Hawai'i Bowl.

FRESHMAN SEASON (2014)

Logged playing time in the opener off the bench vs. Northern Arizona, but tore an ACL in one of his knees and ultimately missed the entire season.

REDSHIRT SEASON (2013)

Redshirted his first year on The Mesa.

HIGH SCHOOL

Also saw time as a wide receiver and punt returner at Foothill High School ... Was a two-time all-league pick ... Missed most of the 2012 season with an injury, but starred in the 2011 campaign with 69 tackles (55 solo), 3.0 TFL, three interceptions, nine pass deflections, two blocked field goals and a forced fumble on defense ... Also made 21 catches for 507 yards and eight touchdowns as a receiver ... A three-star recruit by *Rivals.com*, ESPN, and *247sports.com* ... Was the second-ranked safety in Nevada by *Ri-*

vals and ESPN, and No. 4 by *247sports* ... Also No. 64 safety in the nation by ESPN, while earning a scout grade of No. 74, and No. 102 by *247Sports* ... A two-star recruit and ranked 129th in the country by *Scout.com* ... Also played basketball and baseball, where he was a two-time all-conference selection as a centerfielder and pitcher ... Helped the basketball team to three straight league titles.

PERSONAL

Tyler Lee Morris was born July 22, 1995, in Las Vegas, Nev. ... Son of Matthew and Freddie Morris ... Chose the Aztecs over UNLV and also drew interest from Boise State, Duke, Northern Arizona, Oregon, Oregon State, Southern Utah and Wake Forest in the recruiting process ... Earned his bachelor's degree in communication and is now working on his master's degree in homeland security.

SINGLE-GAME BESTS

Career Highs: Tackles: 1 vs. Nevada (11/28/15), at San José State (10/17/16), at Hawai'i (10/10/15).

Morris' Career Statistics

Season	GP	GS	UA	A	TT	TFL	Sk	Int.	PBU	FF	FR
2014	1	0	0	0	0	0.0	0.0	0	0	0	0
2015	14	0	2	1	3	0.0	0.0	0	0	0	0
Career	15	0	2	1	3	0.0	0.0	0	0	0	0

98 → Reggie Murphy



- ◆ Linebacker
- ◆ Sophomore - Squad, 6-5, 250
- ◆ Menifee, Calif.
- ◆ Heritage High

Huge body who is physically sound ... Is listed fourth at the middle linebacker spot heading into his third season with the program.

FRESHMAN SEASON (2016)

Did not play during the 2016 campaign

REDSHIRT SEASON (2015)

Utilized his redshirt season.

HIGH SCHOOL

Led Heritage High School to a 36-4 (.900) record over his three years that he earned letters, including a 12-1 mark in 2014 and an appearance in the CIF Inland Division semifinals ... The Patriots were also 13-1 in 2013 and 11-2 in 2012 ... Recorded 42 total tackles, two fumble recoveries and an interception during his senior season, according to MaxPreps ... A three-star recruit by *247sports* and ESPN, and a two-star recruit by both *Rivals* and *Scout* ... Received a grade of 86 by *247sports* and a 71 by ESPN ... Also played basketball (center) and baseball (first base) at Heritage HS.

PERSONAL

Reginald Leonard Murphy was born Aug. 25, 1997, in Los Angeles, Calif. ... Son of Reggie, Sr., and Jackie Murphy ... Is majoring in recreation and tourism outdoor resource.

57 → Dominic O'Brien



- ◆ Offensive Line
- ◆ Sophomore - Squad, 6-4, 300
- ◆ San Pedro, Calif.
- ◆ San Pedro High/Southern Utah

Redshirted one season at Southern Utah before transferring to SDSU in the spring of 2016 ... Will look for playing time this season, now third on the depth chart at left guard.

FRESHMAN SEASON (2016)

Did not play during the 2016 season.

AT SOUTHERN UTAH (2015)

Redshirted his lone season at Southern Utah.

HIGH SCHOOL

Earned three letters at San Pedro High ...

Was named 2015 *Daily Breeze* All-Area First Team Offensive, 2015 All-LA City First Team Offensive, 2015 All-Marine League First Team Offensive, and 2014 All-Marine League Second Team Offensive ... Was on the honor roll from 2011-15.

PERSONAL

Dominic Joseph O'Brien was born March 3, 1997, in San Pedro, Calif. ... Son of Bob and Marianne O'Brien ... Is majoring in interdisciplinary studies.



51 → Zachary Oblea



- ◆ Offensive Line
- ◆ Freshman - Redshirt, 6-2, 300
- ◆ San Juan Capistrano, Calif.
- ◆ San Juan Hills High

Big body who continues to work on his technique ... Is listed fourth on the depth chart at right tackle after spring drills.

REDSHIRT SEASON (2016)

Redshirted his first year with the Aztecs.

HIGH SCHOOL

Earned three letters at San Juan Hills High School in San Juan Capistrano, Calif. ... Was a Team USA National Team nominee ... Was named San Juan High's Stallion of the Year and Offensive Lineman of the Year ... Led the Stallions to a 8-3 record as a senior,

while the team went 10-2 as a sophomore ... Played three years of basketball with the Stallions and competed on the track & field team for three years ... Also was on the honor roll at San Juan Hills HS.

PERSONAL

Zachary Louis Oblea was born Dec. 19, 1997, in Laguna Hills, Calif. ... Son of Rene and Suzane Oblea ... Was also recruited by Air Force, Cornell, Dartmouth, Oregon State, San Diego and San José State ... Is a history major.

55 → Chibu Onyeukwu



- ◆ Defensive Line
- ◆ Junior - Redshirt, 6-4, 255
- ◆ Pittsburg, Calif.
- ◆ Deer Valley, Calif./Contra Costa CC

sive line in 2015 that allowed the fewest passing yards (157.7) in the California Community College Athletic Association (CCCCAA) ... Led the team in 2015 with eight sacks 12 tackles for loss ... Recorded 26 tackles, 22 solo ... 2015 All-California Community College Region II first team honoree ... A two-star recruit according to Scout and Rivals ... Chose SDSU over offers from Fresno State, New Mexico, San José State, UCF, Toledo, Weber State and Iowa State.

HIGH SCHOOL

Played two seasons at Deer Valley, helping the Wolverines to an 11-2 mark his senior season after recording 61 tackles, 28 on his own, an interception and a team-best 6.0 tackles for loss ... 2013 All-Bay Valley Athletic League first team and All-East Bay second team honoree ... Also played basketball at Deer Valley.

PERSONAL

Chibueze Onyeukwu was born April 11, 1997, in Prince George, Md. ... Son of Stella Joel ... Majoring in sociology.

Pronounced CHEE-boo On-YOU-koo ... Athletic defensive end, who has three years of collegiate experience (2014-15 with Contra Costa College and redshirting last year with San Diego State) ... Is listed second on the depth chart at left defensive end behind Noble Hall.

REDSHIRT SEASON (2016)

Redshirted his first season with SDSU.

AT CONTRA COSTA COLLEGE (2014-15)

Played two seasons for Contra Costa College alongside his brother, Chima, helping the Comets to consecutive Pacific 7 Conference championships ... Anchored a defen-

16 → Dwayne Parchment



- ◆ Safety
- ◆ Sophomore - 1 Letter, 5-11, 195
- ◆ Fontana, Calif.
- ◆ Kaiser High

Hard-hitting safety who continues to get better ... Is listed third on the depth chart at one of the Warrior (safety) spots after spring drills.

FRESHMAN SEASON (2016)

Played in all 14 games as a redshirt freshman on special teams ... Finished with five tackles (two solo), all on the kickoff return unit ... Played the first two career games vs.

New Hampshire and California without finding the stat sheet ... Recorded his first career tackle (a solo stop) at Northern Illinois ... Did not record a stat in games at South Alabama, vs. UNLV, at Fresno State and vs. San José State ... Had a career-high two stops (both assisted) at Utah State ... Went statless vs. Hawai'i, at Nevada and at Wyoming ... Had one assisted tackle vs. Colorado State ... Did not record a stat at Wyoming in the MW Championship ... Had one solo tackle against Houston in the Las Vegas Bowl.

REDSHIRT SEASON (2015)

Redshirted his first season on The Mesa.

HIGH SCHOOL

Earned three letters at Kaiser High, where he received first-team all-Sunkist League recognition on two occasions ... Rushed for 814 yards and eight touchdowns during his senior campaign, earning all-CIF Southern Section honors ... Also logged 77 tackles and two interceptions on defense, helping the Cats to an 8-3 record and a conference title in 2014 ... Was rated a three-star recruit by Rivals, Scout and ESPN, and a two-star

recruit by 247sports ... Received a grade of 78 by 247sports and a 73 by ESPN.

PERSONAL

Dwayne Parchment was born May 8, 1997, in Upland, Calif. ... Son of Dwayne and Roniece Parchment ... Chose SDSU over offers from Boise State, Colorado, Nevada and Idaho (according to Rivals) ... Also received interest from Georgia, Old Dominion, Pittsburgh and Temple ... Majoring in interdisciplinary studies.

SINGLE-GAME BESTS


Career Highs: Tackles: 2 at Utah State (10/28/16).

Parchment's Career Statistics

Defense											
Season	GP	GS	UA	A	TT	TFL	Sk	Int.	PBU	FF	FR
2016	14	0	2	3	5	0.0	0.0	0	0	0	0
Career	14	0	2	3	5	0.0	0.0	0	0	0	0



20 → Rashaad Penny



- ◆ Running Back
- ◆ Senior - 3 Letters, 5-11, 220
- ◆ Norwalk, Calif.
- ◆ Norwalk High

Is just the second kick returner in MW history to win the Special Teams Player-of-the-Year award twice.

At A Glance

► Rushed for 1,018 yards last year (21st most in school single-season history) and along with Donnel Pumphrey (2,133 yards), SDSU became the first team in FBS history to have a 2,000- and 1,000-yard rusher in the same season.

► Was one of only nine players in the country last year with at least 11 rushing touchdowns and three receiving scores, and the only with a kick return TD as well (he had two).

► Last season became the second kick returner in conference history to win the special teams player-of-the-year award twice (also Jeremy Kerley, 2009-10 at TCU) and the third player overall (also Louie Sakoda, 2006-08 at Utah).

► Led the MW in 2016 in both kick return touchdowns (2) (No. 2 nationally) and kick return average (31.2) (No. 4 nationally), and was also fifth in total touchdowns (16) (26th nationally) and sixth in all-purpose yards per game (133.29) (29th nationally).

► Among active career kick returners in FBS, is ranked first in kick return touchdowns (5) and second in kick return average (30.1, min. 24 att.).

► Has a school-record five kick return touchdowns and three of the six 100-yard kick returns in program history.

- ◆ 2015 Fourth-Team Phil Steele All-American
- ◆ Two-time MW Special Teams Player of the Year (2015-16)
- ◆ Two-time First-Team All-Mountain West (2015-16) (KR)
- ◆ Two-time SDSU Most Valuable Special Teams Player (2015-16)
- ◆ Two-time MW Special Teams Player of the Week
 - Sept. 28, 2015 for game vs. Penn St.
 - Sept. 26, 2016 for game vs. Cal

Speedy back, who has turned into one of the top kick returners in the country ... Logged more carries last year and will be expected to carry the load this season with the NCAA's all-time leading rusher Donnel Pumphrey graduating to play with the NFL's Philadelphia Eagles ... Among active career kick returners in FBS, is ranked first in kick return touchdowns (5) and second in kick return average (30.1, min. 24 att.) ... His five career kick return touchdowns are the most in program history ... Three of his five kick return touchdowns have gone for 100 yards (has only happened three other times in school history) ... Also ranks second all-time at SDSU in kick return yards (1,928) and tied for third in kick returns (64) ... Is ranked 21st in school history with 1,408 rushing yards, needing just 24 to make the top 20 ... His 7.08 career rush average ranks first in school history among those with at least 1,000 yards ... Has 20 touchdowns (14 rushing, three receiving and three kick return) over the last 18 games heading into the 2017 season.

SENIOR SEASON (2017)

Has already racked up numerous preseason accolades, led by All-America honors at kick returner by both *Phil Steele Magazine* (second team) and *Athlon Sports* (third team) ... Also has been named a first-team all-MW selection at running back by *Athlon Sports*, *Lindy's Sports*, *Phil Steele Magazine* and *Street & Smith's*, and a first-team all-league kick returner by *Athlon* and *Phil Steele*, and at all-purpose by *Lindy's* ... *Lindy's* deemed him the "Fourth-Rated All-Purpose Player in FBS" and the "Sixth-Rated NFL Talent in the MW" ... Was selected as the "MW's Heisman Hopeful" by *Street & Smith's* and the league's "Top NFL Prospect" by the magazine ... Other preseason accolades include the "Ninth-Rated Return Specialist in the 2018 NFL Draft" by *Phil Steele*, the "16th-Rated Running Back in 2018 NFL Draft" by *CBS Sports*, a "Top 10 MW Player to Watch" by the *Orlando Sentinel's* Matt Murschel and "SDSU's Best Offensive Player" by Pete Fittak of *Campus Insiders*.

Penny's Career Game-By-Game

FRESHMAN (TRUE) SEASON - 2014 GAME-BY-GAME / RUSHING

Date	Opponent	GP	GS	No.	Yds.	Avg.	Lg.	TD	TD Lengths
N.1	at Nevada*	1	0	1	21	21.0	21	0	
N.15	at Boise State*	1	0	1	1	1.0	1	0	
2014 SEASON TOTALS		13	0	2	22	11.0	21	0	

SOPHOMORE SEASON - 2015 GAME-BY-GAME / RUSHING

Date	Opponent	GP	GS	No.	Yds.	Avg.	Lg.	TD	TD Lengths
S.5	San Diego	1	0	1	6	6.00	6	0	
S.12	at California	1	0	5	34	6.80	13	0	
S.19	South Alabama	1	0	0	0	0.00	0	0	
S.26	at Penn State	1	0	1	55	55.00	55	0	
O.3	Fresno State*	1	0	1	17	17.00	17	0	
O.10	at Hawai'i*	1	0	0	0	0.00	0	0	
O.17	at San José State	1	0	5	11	2.20	4	0	
O.23	Utah State*	1	0	10	38	3.80	12	1	7
O.31	at Colorado State*	1	1	9	54	6.00	19	0	
N.14	Wyoming*	1	1	1	6	6.00	6	0	
N.21	at UNLV*	1	0	18	81	4.50	13	1	3
N.28	Nevada*	1	1	6	21	3.50	14	1	14
D.5	Air Force**	1	1	1	28	28.00	28	1	28
D.24	vs. Cincinnati%	1	0	3	17	5.67	11	0	
2015 SEASON TOTALS		14	4	63	390	6.19	55	4	

JUNIOR SEASON - 2016 GAME-BY-GAME / RUSHING

Date	Opponent	GP	GS	No.	Yds.	Avg.	Lg.	TD	TD Lengths
S.3	New Hampshire	1	0	9	33	3.67	7	1	1
S.10	California	1	0	8	28	3.50	12	0	
S.17	at Northern Illinois	1	0	14	65	4.64	27	0	
O.1	at South Alabama	1	0	9	62	6.89	15	1	15
O.8	UNLV*	1	0	14	110	7.86	22	1	4
O.14	at Fresno State*	1	0	15	49	3.27	12	0	
O.21	San José State*	1	0	9	105	11.67	73	3	3, 4, 73
O.28	at Utah State*	1	0	5	16	3.20	8	0	
N.5	Hawai'i*	1	0	8	108	13.50	73	1	73
N.12	at Nevada*	1	0	10	208	20.80	72	2	40, 72
N.19	at Wyoming*	1	1	5	79	15.80	39	0	
N.26	Colorado State*	1	0	4	15	3.75	16	0	
D.3	at Wyoming@	1	0	16	117	7.31	37	2	6, 6
D.17	vs. Houston^	1	0	10	23	2.30	13	0	
2016 SEASON TOTALS		14	1	136	1,018	7.49	73	11	

SOPHOMORE SEASON - 2015 GAME-BY-GAME / RECEIVING

Date	Opponent	GP	GS	No.	Yds.	Avg.	Lg.	TD	TD Lengths
S.5	San Diego	1	0	2	39	19.5	32	0	
S.12	at California	1	0	1	3	3.0	3	0	
O.3	Fresno State*	1	0	2	48	24.0	33	1	33
N.21	at UNLV*	1	0	1	2	2.0	2	0	
N.28	Nevada*	1	1	2	28	14.0	27	0	
2015 SEASON TOTALS		14	4	8	120	15.0	33	1	

JUNIOR SEASON - 2016 GAME-BY-GAME / RECEIVING

Date	Opponent	GP	GS	No.	Yds.	Avg.	Lg.	TD	TD Lengths
S.3	New Hampshire	1	0	0	0	0.0	0	0	
S.10	California	1	0	1	25	25.0	25	1	25
S.17	at Northern Illinois	1	0	2	37	18.5	27	1	27
O.1	at South Alabama	1	0	0	0	0.0	0	0	
O.8	UNLV*	1	0	2	50	25.0	41	1	41
O.14	at Fresno State*	1	0	1	5	5.0	5	0	
O.21	San José State*	1	0	2	64	32.0	35	0	
O.28	at Utah State*	1	0	1	0	0.0	0	0	
N.5	Hawai'i*	1	0	0	0	0.0	0	0	
N.12	at Nevada*	1	0	2	20	10.0	16	0	



JUNIOR SEASON (2016)

Was named the MW Special Teams Player of the Year for a second straight season and also was a first-team all-MW pick ... Was the second kick returner in conference history to win the special teams player-of-the-year award twice (also Jeremy Kerley, 2009-10 at TCU) and the third player overall (also Louie Sakoda, 2006-08 at Utah) ... Was named the team's most valuable special teams player for a second straight season ... Was on the Paul Hornung Award Watch List, which goes out to the most versatile player ... Also was a preseason second-team All-American as a kick returner by both CBS Sports and *Athlon Sports* ... Was chosen as the preseason Mountain West Special Teams Player of the Year by the league's media ... Also was a first-team all-Mountain West selection by the MW media, *Phil Steele's 2016 College Football Preview*, *ESPN College Football 2016*, *Athlon Sports* and *Lindy's Sports* ... Also deemed a "SDSU Player to Watch" by *Lindy's Sports* ... Rushed for 1,018 yards and 11 touchdowns on 136 attempts (7.5 avg.), while adding 15 catches for 224 yards (14.9 avg.) and three touchdowns ... The 1,018 yards ranked as the 21st most in SDSU single-season history ... Also returned 20 kickoffs for 624 yards (31.2 avg.) and two additional scores ... Was one of only nine players in the country with at least 11 rushing touchdowns and three receiving scores, and the only with a kick return TD as well (he had two) ... Had a touchdown in nine straight games, registering 11 total touchdowns over that span (six rushing, three receiving and two kick return), until he failed to score at Fresno State ... Ranked fourth in the nation (No. 1 in MW) in kick return average (31.2), despite being kicked away from most of the year as the defending MW Special Teams Player of the Year and preseason MW Special Teams Player of the Year ... Was also

ranked first in the MW (No. 2 nationally) in kick return touchdowns (2), fifth in total touchdowns (26th nationally, 16), sixth in all-purpose yards per game (29th nationally, 133.29), and ninth in rushing yards per game (72.72) and rushing touchdowns (57th nationally, 11) ... Only 14 running backs had more receiving touchdowns than his three ... Carried nine times off the bench for 33 yards (3.7 avg.) with a 1-yard touchdown in the opener vs. New Hampshire ... Was named the MW Special Teams Player of the Week on Sept. 12 for his play against California ... Scored SDSU's first two touchdowns in the first quarter on a 25-yard pass from Christian Chapman and a 100-yard kick return ... The kick return touchdown was the fourth of his career, which passed Colin Lockett (2010-13) for the most in school history ... It was also the third 100-yard kick return of his career and sixth in program history ... Added eight rushes for 28 yards (3.5 avg.) ... Rushed 14 times for 65 yards, while adding two catches for 37 yards, including a 27-yard touchdown reception at Northern Illinois ... Rushed nine times for 62 yards and a touchdown at South Alabama ... Also returned three kicks for 58 yards (19.3 avg.) with a long of 26 yards ... Had another big game against UNLV, rushing 14 times for a 110 yards and a touchdown, and adding two catches for 50 yards and a touchdown ... The rushing yards, rushing touchdown, receptions, receiving yards and receiving TD were all personal bests ... Recorded his first career 100-yard rushing game (75th player in school history) ... Scored a touchdown for the ninth straight game, which gave him 11 touchdowns over that span, including six rushing, three receiving and two kick return ... Rushed 15 times for 49 yards (3.3 avg.) at Fresno State and added a 5-yard catch ... Also returned two kicks for 41 yards (20.5 avg.) with a long of 25 yards ... Had his

N.19	at Wyoming*	1	1	0	0	0.0	0	0	
N.26	Colorado State*	1	0	0	0	0.0	0	0	
D.3	at Wyoming@	1	0	2	13	6.5	8	0	
D.17	vs. Houston^	1	0	1	4	4.0	4	0	
2016 SEASON TOTALS		14	1	15	224	14.9	41	3	

FRESHMAN (TRUE) SEASON - 2014 GAME-BY-GAME / KICK RETURNS

Date	Opponent	GP	GS	No.	Yds.	Avg.	Lg.	TD	TD Lengths
A.30	Northern Arizona	1	*	0	0	0.0	0	0	
S.6	at 21/23 No. Carolina	1	*	1	11	11.0	11	0	
S.20	at Oregon State	1	*	1	19	19.0	19	0	
S.27	UNLV*	1	*	1	15	15.0	15	0	
O.3	at Fresno State*	1	*	3	67	22.3	33	0	
O.10	at New Mexico*	1	*	0	0	0.0	0	0	
O.18	Hawai'i*	1	*	0	0	0.0	0	0	
N.1	at Nevada*	1	*	4	110	27.5	45	0	
N.8	Idaho	1	*	1	41	41.0	41	0	
N.15	at Boise State*	1	*	3	69	23.0	36	0	
N.21	Air Force*	1	*	2	49	24.5	28	0	
N.29	San José State*	1	*	1	12	12.0	12	0	
D.23	Navy#	1	*	3	107	35.7	57	0	
2014 SEASON TOTALS		13	13	20	500	25.0	57	0	

SOPHOMORE SEASON - 2015 GAME-BY-GAME / KICK RETURNS

Date	Opponent	GP	GS	No.	Yds.	Avg.	Lg.	TD	TD Lengths
S.5	San Diego	1	*	1	97	97.0	97	1	97
S.12	at California	1	*	3	93	31.0	38	0	
S.19	South Alabama	1	*	2	34	17.0	25	0	
S.26	at Penn State	1	*	2	137	68.5	100	1	100
O.3	Fresno State*	1	*	1	18	18.0	17	0	
O.10	at Hawai'i*	1	*	2	34	17.0	22	0	
O.17	at San José State*	1	*	1	33	33.0	33	0	
O.23	Utah State*	1	*	1	22	22.0	22	0	
O.31	at Colorado State*	1	*	3	81	27.0	41	0	
N.14	Wyoming*	1	*	2	50	25.0	0	0	
N.21	at UNLV*	1	*	0	0	0.0	0	0	
N.28	Nevada*	1	*	1	18	18.0	18	0	
D.5	Air Force**	1	*	4	87	21.8	28	0	
D.24	vs. Cincinnati%	1	*	1	100	100.0	100	1	100
2015 SEASON TOTALS		14	14	24	804	33.5	100	3	

JUNIOR SEASON - 2016 GAME-BY-GAME / KICK RETURNS

Date	Opponent	GP	GS	No.	Yds.	Avg.	Lg.	TD	TD Lengths
S.3	New Hampshire	1	*	0	0	0.0	0	0	
S.10	California	1	*	1	100	100.0	100	1	100
S.17	at Northern Illinois	1	*	0	0	0.0	0	0	
O.1	at South Alabama	1	*	3	58	19.3	26	0	
O.8	UNLV*	1	*	0	0	0.0	0	0	
O.14	at Fresno State*	1	*	2	41	20.5	25	0	
O.21	San José State*	1	*	0	0	0.0	0	0	
O.28	at Utah State*	1	*	1	56	56.0	56	0	
N.5	Hawai'i*	1	*	0	0	0.0	0	0	
N.12	at Nevada*	1	*	0	0	0.0	0	0	
N.19	at Wyoming*	1	*	2	94	47.0	93	1	93
N.26	Colorado State*	1	*	7	113	16.1	31	0	
D.3	at Wyoming@	1	*	2	113	56.5	75	0	
D.17	vs. Houston^	1	*	2	49	24.5	26	0	
2016 SEASON TOTALS		14	14	20	624	31.2	100	2	

Bold indicates season high. * - Mountain West game. # - 2014 San Diego County Credit Union Poinsettia Bowl (Qualcomm Stadium; San Diego, Calif.). ** - 2015 Sports Authority Mountain West Championship (Qualcomm Stadium; San Diego, Calif.). % - 2015 Hawai'i Bowl (Aloha Stadium; Honolulu, Hawaii). @ - 2016 Mountain West Championship (War Memorial Stadium; Laramie, Wyo.). ^ - 2016 Las Vegas Bowl (Sam Boyd Stadium; Las Vegas, Nev.). GS - * in this category the player was on the field the first time San Diego State was in the kick return formation.

streak of consecutive games with a touchdown snapped at nine ... Rushed nine times for 105 yards (11.7 avg.) and a career-high three touchdowns, while adding two catches



(tied career high) for a career-best 64 yards against San José State ... It was his second career 100-yard game and second in three contests ... Highlighting the 105-yard game was a career-long 73-yarder ... Rushed five times for 16 yards (3.2 avg.) and caught a pass for no gain in limited action at Utah State ... Had a 56-yard kick return, but slightly injured his ankle on the play and saw little action the rest of the way ... The 56-yard return, however, moved him past Monty Gilbreath (1,505) into second place on the school's all-time list ... Rushed eight times for 108 yards and a touchdown against Hawai'i ... Logged his third career 100-yard rushing game ... His 73-yard touchdown tied a career-long rush ... Rushed 10 times for a career-high 208 yards and two touchdowns at Nevada ... Became the 20th player in school history with a 200-yard rushing game ... The 20.8 rushing average was the highest by an FBS running back in a game since at least 1996 (min. 10 attempts) ... Logged his fourth career 100-yard rushing game, all of which happened over his last six games ... Rushed five times for 79 yards (15.8 avg.) and had two kick returns for 94 yards, including a 93-yard return for a touchdown at Wyoming in his first start of the season (fifth overall) ... Had his second kick return for a touchdown this season and extended his school record with the fifth of his career ... Totaled 395 rushing yards and three touch-

downs on 23 carries (17.2 avg.) over his last three games, and 516 yards and six touchdowns on 37 carries (13.9 avg.) over his last five contests ... Carried four times for 15 yards (3.8 avg.) against Colorado State, while returning a career-high seven kicks for 113 yards (16.1 avg.) ... Had a huge game at Wyoming in the MW Championship game, rushing 16 times for 117 yards (7.3 avg.) and two touchdowns, while adding two receptions for 13 yards and two kick returns for 113 yards, compiling a game-high 243 all-purpose yards ... Was named the game's most valuable offensive player for his efforts ... It was his 10th and 11th rushing touchdowns of the year (14th and 15th of his career) and 15th and 17th overall scores this season (23rd and 24th of career) ... Rushed 10 times for 23 yards, while adding a 4-yard catch vs. Houston in the Las Vegas Bowl ... Also returned two kicks for 29 yards (24.5 avg.) ... Became the 17th Aztec to record a 1,000-yard season (24th occasion overall) ... Finished the season with 1,018 yards, which ranks 21st in SDSU single-season history.

SOPHOMORE SEASON (2015)

Was named the Mountain West Special Teams Player of the Year by the league's head coaches and media, and a first-team all-league pick as a kick returner ... Was the first Aztec to be named a league special teams player of the year in program history

Rashaad Penny - Inside The Numbers

HIGHEST RUSH AVERAGE FOR AN SDSU 1,000-YARD RUSHER / SEASON

Rk.	Name	Year	Cl.	Att.	Yds.	Avg.
1.	► Rashaad Penny	2016	Jr.	136	1,018	7.49
2.	Chris Hardy	1985	Jr.	158	1,150	7.28
3.	Marshall Faulk	1991	Fr.	231	1,586	6.87
4.	Jim Allison	1964	Sr.	174	1,186	6.82
5.	Donnel Pumphrey	2014	So.	276	1,867	6.76

HIGHEST RUSH AVERAGE BY AN SDSU PLAYER / CAREER (MIN. 1,100 YARDS)

Rk.	Name	Years	Att.	Yds.	Avg.
1.	► Rashaad Penny	2014-15-16	199	1,408	7.08
2.	Jim Allison	1963-64	180	1,233	6.85
3.	Bill Kramer	1973-74	190	1,225	6.45
4.	Norm Nygaard	1952-53-54	407	2,619	6.44
5.	Donnel Pumphrey	2013-14-15-16	1,059	6,405	6.05

HIGHEST CAREER KICK RETURN AVG. AMONG ACTIVE FBS PLAYERS (MIN. 24 KR)

Rk.	Name	Team	KR	KR Yards	KR TD	KR Avg.
1.	Evan Berry	Tennessee	49	1,677	4	34.22
2.	► Rashaad Penny	San Diego State	64	1,928	5	30.13
3.	Quadree Henderson	Pittsburgh	48	1,418	4	29.54
4.	Kylen Towner	Western Kentucky	86	2,441	3	28.38
5.	Tony Pollard	Memphis	38	1,068	2	28.11

MOST KICK RETURN YARDS BY AN SDSU PLAYER / CAREER

Rk.	Name	Years	KR	KR Yards	KR TD	KR Avg.
1.	Colin Lockett	2010-11-12-13	92	2,216	3	24.09
2.	► Rashaad Penny	2014-15-16	64	1,928	5	30.13
3.	Monty Gilbreath	1986-87-88-89	74	1,506	0	20.35
4.	Darnay Scott	1991-92-93	64	1,397	0	21.83
5.	Patrick Rowe	1987-88-90-91	49	1,232	0	25.14

... Also was named a fourth-team All-American by *Phil Steele Magazine* ... Was chosen as the Most Valuable Special Teams Player at the season-ending team banquet ... Was named a fourth-team preseason all-Mountain West selection as a kick returner by both *Phil Steele* and *Athlon Sports* ... Ranked third on the team with 1,292 all-purpose yards in 14 games (92.3 avg.) ... Was most impressive in the kick return game, where he returned 24 kicks for 804 yards (33.5 avg.) with three touchdowns (97, 100 and 100 yards) ... Was second in FBS in kick return average (33.5) and tied for second in kick return touchdowns (3) ... His three kick return touchdowns set a school single-season record ... His 804 kick return yards were the second most in Aztec single-season history (Monty Gilbreath, 880 in 1987) ... Also rushed 61 times for 368 yards (6.0 avg.) and four touchdowns, and had eight catches for 120 yards (15.0 avg.) and another score ... Added five tackles on special teams ... His three tackles on punt returns tied for second on the team ... Had a fantastic season debut vs. San Diego, taking the opening kickoff of the second half 97 yards for a touchdown ... It was the first kick return touchdown by an Aztec since Lockett on Nov. 3, 2012, at Boise State ... Was one of nine players in FBS with at least one kick return for a touchdown over the first week of play ... The 97-yard kick return was the fifth longest in FBS

play during the opening week and tied for the eighth longest in SDSU history ... Also led the team with 39 receiving yards on two catches (19.5 avg.) and added a 6-yard carry ... Had another solid outing at California, leading the Aztecs once again with 130 all-purpose yards ... Returned three kickoffs for 93 yards (31.0 avg.), rushed five times for 34 yards (6.8 avg.) and caught one pass for three yards ... Returned two kicks for 34 yards (17.0 avg.), including a long of 25 against South Alabama ... Did not attempt a rush or catch a pass in the game ... Was named the MW Special Teams Player of the Week after enjoying a career game at Penn State ... Returned two kicks for a career-high 137 yards (68.5 avg.), including a 100-yard touchdown (fourth 100-yard kick return touchdown in Aztec history) that tied the game at 7-7 in the first quarter ... It was just the fifth kick return for a San Diego State player in a road game since 1996 and first since Nov. 3, 2012, with Lockett's 100-yarder at Boise State ... Also added a 55-yard rush, the longest of his career and first 50-plus yard run against the Nittany Lions since Nov. 23, 2013, and two solo tackles on special teams ... Finished the game with a career-best 192 all-purpose yards on just three touches (64.0 avg.) ... Had another good game vs. Fresno State, making two catches for a team-high 48 yards, including a 33-yard touchdown, adding a 17-yard rush to go



along with an 18-yard kickoff return ... The receiving touchdown was the first of his career ... Also set career highs in receiving yards (48), receptions (2, tied) and long reception (33) ... Returned two kicks for 34 yards at Hawai'i ... Also added a special teams tackle ... Had a 33-yard kick return at San José State, and rushed five times for 11 yards (2.2 avg.) ... Had a good game vs. Utah State, rushing a career-high 10 times for 38 yards and his first career touchdown ... Also returned a kick 22 yards ... Earned the start for the first time of his career at Colorado State ... Finished with 135 all-purpose yards (second most in the game) with 81 yards on three kick returns (27.0 avg.) and a long of 41 yards, and 54 rushing yards on nine attempts (6.0 avg.) ... Had a 6-yard rush against Wyoming in a second straight start ... Also returned two kicks for 50 yards (25.0 avg.) with a long of 28 yards ... Rushed for a career-high 81 yards and a touchdown on a career-best 18 attempts (4.5 avg.) off the bench at UNLV ... Also added a 2-yard reception ... Rushed six times for 21 yards and a touchdown in his third career start vs. Nevada ... Also caught two passes for 28 yards (14.0 avg.) and returned a kick for 18 yards

... The 18-yard return appeared to be returned 90 yards for a touchdown but a holding penalty kept it at just as an 18-yard return ... Had another good game in a start against Air Force with a 28-yard rushing touchdown and 87 kick returns yards on four returns (21.8 avg.) ... It was his fourth rushing touchdown this season (and of his career) ... Started out the Hawai'i Bowl with a 100-yard kick return for a touchdown against Cincinnati ... The kickoff return for a touchdown was his school-record third of the season and third of his career (tied with Colin Lockett for first all-time at SDSU) ... He became the first player to take an opening kickoff back for a touchdown in a bowl since Boise State's Doug Martin in the 2011 Las Vegas Bowl ... It was his eighth overall touchdown of the season (and career) (also four rushing and one receiving) ... Also carried three times for 17 yards (5.7 avg.).

FRESHMAN (TRUE) SEASON (2014)

Played in all 13 games as the team's main kick returner ... Returned 20 kicks for 500 yards (25.0 avg.) with a long of 57 yards ... The 25.0 average ranked second in the Mountain West and 29th in the nation ... Also

had two rushes for 22 yards, including a long of 21 yards ... Was one of three true freshmen to see action in the opener vs. Northern Arizona ... Did not record a stat as both kick-offs were pooched ... Returned his first career kickoff at No. 21/23 North Carolina, taking it back 11 yards ... Had a 19-yard kick return at Oregon State ... Had a 15-yard kick return in the MW opener vs. UNLV ... Had the best kick return game of his career at Fresno State, returning a career-high three kicks for a career-best 67 yards (career-high 22.3 avg.) ... Included in the three returns was a career long of 33 yards ... Was back to return kicks once again at New Mexico, but did not have the chance to return any ... Started as the team's kick returner vs. Hawai'i, but did not return any kicks ... Had arguably his best outing of the year at Nevada, when he returned a career-high four kicks for a career-best 110 yards, including a career-long 45-yarder ... Also had his first career carry for 21 yards ... Finished with a game-high 131 all-purpose yards ... Returned one kickoff for 41 yards against Idaho ... Returned three kicks for 69 yards (23.0 avg.) at Boise State with a long of 36 yards ... Also carried once for a 1-yard gain ... Returned two kickoffs for 49 yards (24.5 avg.) against Air Force with a long of 28 yards ... Had a 12-yard kick return vs. San José State ... Had a solid outing vs. Navy in the Poinsettia Bowl, returning three kicks for 107 yards (35.7 avg.) ... Began the game with a 33-yard return, then added a career-long 57-yarder on his next return ... Later returned a kickoff 17 yards in the fourth quarter.

HIGH SCHOOL

A three-time letterwinner at Norwalk High School in Norwalk, Calif. ... Rushed for 2,504 yards and 41 touchdowns on 216 carries as a senior ... Also caught 21 passes for 665 yards and 10 touchdowns ... Racked up 3,416 all-purpose yards ... Rushed for 1,872

yards and 30 touchdowns as a junior and 747 yards and nine scores as a sophomore ... Over his career, amassed 5,124 rushing yards on 496 carries (10.33 avg.) ... Scored 103 touchdowns, including 80 on the ground ... Made 68 tackles on defense as a senior and 90 overall ... Was named the Suburban League MVP as a senior, while earning first-team all-Suburban League honors his final three years ... Named first-team all-state ... Received three stars from *Rivals.com*, *Scout.com*, *ESPN.com* and *247sports.com* ... Scout ranked him as the 42nd-best running back in the 2014 class, while 247sports had him 63rd ... Earned a grade of 84 by 247sports and a scout grade of 73 by ESPN.

PERSONAL

Rashaad Armein Penny was born Feb. 2, 1996, in Norwalk, Calif. ... Son of Robert and Desiree Taplin ... Picked SDSU over offers from Boise State, Colorado State, Fresno State, Nevada, San José State and Utah State ... Also drew interest from Alabama, Notre Dame, Oregon, Tennessee, UCLA, Utah and Washington, among others ... Is majoring in interdisciplinary studies.

SINGLE-GAME BESTS

Career Highs: Carries: 18 at UNLV (11/21/15); Rushing Yards: 208 at Nevada (11/12/16); Rushing Touchdowns: 3 vs. San José State (10/21/16); Long Rush: 73 vs. Hawai'i (11/5/16), vs. San José State (10/21/16); Receptions: 2, eight times; Receiving Yards: 64 vs. San José State (10/21/16); Receiving Touchdowns: 1, four times; Long Reception: 41 vs. UNLV (10/8/16); Kick Returns: 7 vs. Colorado State (11/26/16); Kick Return Yards: 137 at Penn State (9/26/15); Kick Return Touchdowns: 1, five times; Long Kick Return: 100 vs. California (9/10/16), vs. Cincinnati (12/24/15), at Penn State (9/26/15); Tackles: 2 at Penn State (9/26/15).

Penny's Career Statistics

Season	Rushing								Receiving				
	GP	GS	Att.	Yds.	TD	Lg.	Avg.	100+	No.	Yds.	Avg.	TD	Lg.
2014	13	0	2	22	0	21	11.0	0	0	0	0.0	0	0
2015	14	4	61	368	4	55	6.0	0	8	120	15.0	1	33
2016	14	1	136	1,018	11	73	7.5	5	15	224	14.9	3	41
Career	41	5	199	1,408	15	73	7.1	5	23	344	15.0	4	41

Kick Returns

Season	GP	GS	No.	Yds.	Avg.	Long	TD	All-Purpose Total	Yds/Gm.
2014	13	13	20	500	25.0	57	0	522	40.2
2015	14	14	24	804	33.5	100	3	1,292	92.3
2016	14	14	20	624	31.2	100	2	1,866	133.3
Career	41	41	64	1,928	30.1	100	5	3,680	89.8

65 → Sergio Phillips



- ◆ Defensive Line
- ◆ Senior - 3 Letters, 6-2, 285
- ◆ DeSoto, Texas
- ◆ DeSoto High

Has the second-most career tackles (47) among current SDSU defensive linemen, despite never starting a game.

Originally signed with the 2013 class as an offensive lineman, but didn't join SDSU until the spring of 2014 on the defensive line ... Worked up from No. 4 on the depth chart at defensive tackle heading into the fall to the backup to Christian Heyward for the Poinsettia Bowl vs. Navy, but moved back to of-

fensive line during the spring of 2015 ... Moved back to the defensive side of the ball for the final two games of 2015 due to an injury to Heyward, where he has remained since ... Is listed as the starter at defensive tackle heading into the 2017 campaign.

Phillips' Career Game-By-Game

FRESHMAN SEASON - 2014 GAME-BY-GAME

Date	Opponent	GP	GS	UA	A	TT	TFL	Sk.	Int.	PBU	FF	FR
A.30	Northern Arizona	1	0	0	0	0	0.0	0.0	0	0	0	0
S.6	at 21/23 No. Carolina	---	---	---	---	---	---	---	---	---	---	---
S.20	at Oregon State	---	---	---	---	---	---	---	---	---	---	---
S.2	UNLV*	---	---	---	---	---	---	---	---	---	---	---
O.3	at Fresno State*	---	---	---	---	---	---	---	---	---	---	---
O.10.	at New Mexico*	1	0	1	0	1	1.0	0.0	0	0	0	0
O.18	Hawai'i*	---	---	---	---	---	---	---	---	---	---	---
N.1	at Nevada*	---	---	---	---	---	---	---	---	---	---	---
N.8	Idaho	1	0	0	2	2	0.0	0.0	0	0	0	0
N.15	at Boise State*	1	0	0	1	1	0.0	0.0	0	0	0	0
N.21	Air Force*	1	0	0	0	0	0.0	0.0	0	0	0	0
N.29	San José State*	1	0	0	0	0	0.0	0.0	0	0	0	0
D.23	vs. Navy#	1	0	1	0	1	1.0	1.0	0	0	0	0
2014 SEASON TOTALS		7	0	2	3	5	2.0	1.0	0	0	0	0

Aztec Players

SEVEN STRAIGHT BOWL GAME APPEARANCES ► 21 CONFERENCE CHAMPIONSHIPS



SENIOR SEASON (2017)

Has been named a preseason second-team all-Mountain West pick by *Phil Steele Magazine* and a fourth-team selection by *Athlon Sports*.

JUNIOR SEASON (2016)

Played in the team's 14 games off the bench, logging 42 tackles (20 solo), 3.5 tackles for loss, three sacks, a forced fumble, a pass breakup and three quarterback hurries ... Came off the bench against New Hampshire in the 2016 opener and made a solo stop with a quarterback hurry ... Had an assisted tackle off the bench vs. California ... Did not find the stat sheet in a reserve role at Northern Illinois ... Had a career-high five tackles at South Alabama off the bench (his previous high was two) ... Registered two stops (one solo) against UNLV ... Came up with two tackles (one solo) off the bench at Fresno State ... Had two tackles (one solo), including 0.5 TFL off the pine vs. San José

State ... Recorded four tackles (two solo) in a reserve role at Utah State ... Had another good game with four tackles (all solo), a 3-yard sack and a forced fumble off the pine against Hawai'i ... The forced fumble was the first of his career ... Made three tackles (two solo) with an 8-yard sack (and tackle for loss) and a quarterback hurry at Nevada ... Made three stops off the bench and added a quarterback hurry at Wyoming ... Had an assisted stop off the bench once again vs. Colorado State ... Had arguably the best game of his career at Wyoming in the MW Championship, registering a career-high 10 tackles, including a sack and a tackle for loss, and a pass breakup ... Led the team in tackles for the first time of his career ... Had another four stops vs. Houston in the Las Vegas Bowl.

Phillips' Career Statistics

Season	GP	GS	UA	A	TT	TFL	Sk	Int.	PBU	FF	FR
2014	7	0	2	3	5	2.0	1.0	0	0	0	0
2015	8	0	0	0	0	0.0	0.0	0	0	0	0
2016	14	0	20	22	42	3.5	3.0	0	1	1	0
Career	29	0	22	25	47	6.5	4.0	0	1	1	0

JUNIOR SEASON - 2016 GAME-BY-GAME

Date	Opponent	GP	GS	UA	A	TT	TFL	Sk.	Int.	PBU	FF	FR
S.3	New Hampshire	1	0	1	0	1	0.0	0.0	0	0	0	0
S.10	California	1	0	0	1	1	0.0	0.0	0	0	0	0
S.17	at Northern Illinois	1	0	0	0	0	0.0	0.0	0	0	0	0
O.1	at South Alabama	1	0	2	3	5	0.0	0.0	0	0	0	0
O.8	UNLV*	1	0	1	1	2	0.0	0.0	0	0	0	0
O.14	at Fresno State*	1	0	1	1	2	0.0	0.0	0	0	0	0
O.21	San José State*	1	0	1	1	2	0.5	0.0	0	0	0	0
O.28	at Utah State*	1	0	2	2	4	0.0	0.0	0	0	0	0
N.5	Hawai'i*	1	0	4	0	4	1.0	1.0	0	0	1	0
N.12	at Nevada*	1	0	2	1	3	1.0	1.0	0	0	0	0
N.19	at Wyoming*	1	0	1	2	3	0.0	0.0	0	0	0	0
N.26	Colorado State*	1	0	0	1	1	0.0	0.0	0	0	0	0
D.3	at Wyoming@	1	0	4	6	10	1.0	1.0	0	1	0	0
D.17	vs. Houston^	1	0	1	3	4	0.0	0.0	0	0	0	0

2016 SEASON TOTALS 14 0 20 22 42 3.5 3.0 0 1 1 0

*Bold indicates season high. * - Mountain West game. # - 2014 San Diego County Credit Union Poinsettia Bowl (Qualcomm Stadium; San Diego, Calif.). @ - 2016 Mountain West Championship (War Memorial Stadium; Laramie, Wyo.). ^ - 2016 Las Vegas Bowl (Sam Boyd Stadium; Las Vegas, Nev.).*

SOPHOMORE SEASON (2015)

Played in eight games with the first six appearances coming on the offensive line and the final two on the defensive line ... Did not record a stat on the season ... Logged offensive line time off the bench at Penn State, vs. Utah State, at Colorado State, against Wyoming, at UNLV and vs. Nevada ... Was the only defensive substitution in the Mountain West Championship game vs. Air Force ... Also logged defensive line time against Cincinnati in the Hawai'i Bowl.

FRESHMAN (TRUE) SEASON (2014)

Played in seven games off the bench, registering five tackles, including a sack and two tackles for loss ... Made his collegiate debut in the opener vs. Northern Arizona without finding the stat sheet ... Did not play in each of the next four games - at No. 21/23 North Carolina, at Oregon State, vs. UNLV and at Fresno State ... Made his first career tackle at New Mexico in a reserve role, which ended up being a 4-yard loss ... Did not see action vs. Hawai'i or at Nevada ... Recorded a career-high two stops vs. Idaho, both assisted tackles ... Had one tackle at Boise State ... Logged statless time in home games vs. Air Force and San José State ... Came off the bench vs. Navy in the Poinsettia Bowl, recording a solo tackle, which was a 4-yard sack (and TFL).

HIGH SCHOOL

Named a first-team Class 5A all-state pick by the Associated Press and a second-team selection by *The OldCoach.com* ... Named to the all-state first team as a senior ... A first-team District 7-5A all-district honoree in back-to-back years in 2011 and 2012 ... Graded out at 96 percent with 94 pancake blocks and no sacks allowed as a senior ... The Eagles went 14-1 and 7-0 in league play in 2012 after going 10-2 and 5-1 in 2011 ... A three-star recruit by *Scout.com*, ESPN and *247sports.com*, and two-star pick by

Rivals.com ... Ranked as the 24th-best incoming center by Scout ... 247sports had him at No. 59 in the country among offensive guards and 205th of all players in the state of Texas ... Also got an 83 rating by 247sports ... Received a scout grade of 72 by ESPN and a national ranking of 95th among offensive guards ... Completed on the basketball team and in track and field (shot put).

PERSONAL

Sergio R. Phillips was born Sept. 2, 1994, in Dallas, Texas ... Son of Paula Glenn ... Picked SDSU over Nevada, where he had an official visit, along with Memphis, New Mexico and New Mexico State ... Was also looked at in the recruiting process by Baylor, Boise State, California, Kansas State, LSU, Missouri, North Texas, Oklahoma, Oklahoma State, Oregon State, Stanford, TCU, Texas A&M, Texas Tech and West Virginia ... Majoring in social science.

SINGLE-GAME BESTS

Career Highs: **Tackles:** 10 at Wyoming (12/3/16); **Tackles For Loss:** 1.0, five times; **Sacks:** 1.0, four times; **Pass Breakups:** 1 at Wyoming (12/3/16); **Forced Fumbles:** 1 vs. Hawai'i (11/5/16).



77 → Ryan Pope



- ◆ Offensive Line
- ◆ Junior - 1 Letter, 6-7, 315
- ◆ Long Beach, Calif.
- ◆ Lakewood High/Long Beach City College

At 6 feet, 7 inches, is tied for the tallest player on the team (also Tyler Roemer and Joe Salcedo).

Pope's Career Statistics

Season	GP	GS
2016	12	0
Career	12	0

Big, athletic body who brings collegiate experience after playing one year at Long Beach City College in 2014, redshirting his first season at SDSU in 2015 and playing in 12 games last year ... Is slated as the starting right tackle after spring drills.

SOPHOMORE SEASON (2016)

Played in the final 12 games of the season after missing the first two with a chest injury ... Mainly played on special teams ... Also had one unassisted tackle ... According to *Pro Football Focus*, logged 55 snaps on the offensive line on the year ... First five snaps came in his first career game at Northern Illinois ... Also played three snaps at South Alabama, 11 vs. UNLV, 10 against San José State, 11 at Utah State, eight vs. Hawai'i, three at Nevada, one vs. Colorado State and three at Wyoming in the MW Championship game ... Other appearances were vs. Fresno State, at Wyoming and vs. Houston in the Las Vegas Bowl.

REDSHIRT SEASON (2015)

Redshirted his first year at San Diego State.

LONG BEACH CITY COLLEGE (2014)

Played one year at Long Beach City College in Long Beach, Calif. ... Helped lead the

Vikings to a 9-2 overall record in 2014, including a 75-41 victory over Golden West in the Beach Bowl.

HIGH SCHOOL

Played his high school ball at Lakewood High School ... Also was a member of the basketball team with the Lancers.

PERSONAL

Ryan Alexander Williams-Pope was born Oct. 17, 1996, in Inglewood, Calif. ... Son of Darnell and Michele Pope ... Was a three-star recruit by *Rivals.com* and a two-star recruit by *Scout.com* out of Long Beach City College ... Is majoring in social science.

SINGLE-GAME BESTS

Career Highs: Tackles: 1 vs. Hawai'i (11/5/16).

84 → Darryl Richardson



- ◆ Tight End
- ◆ Senior - 1 Letter, 6-5, 255
- ◆ Seffner, Fla.
- ◆ Armwood High

Was a dual-threat quarterback in high school, but made the move to tight end when he arrived at SDSU in 2013.

Big, athletic tight end who used to play quarterback ... Has great hands ... Improving his blocking techniques ... Played the most of his career last season and is listed fourth on the depth chart heading into 2017.

JUNIOR SEASON (2016)

Played in the team's first 11 games and 12 overall, starting once ... The start, which came against San José State, was the first of his career ... Had a 21-yard catch, the first of his career, in fourth quarter time against Hawai'i ... Also played vs. New Hampshire, California, at Northern Illinois, at South Alabama, vs. UNLV, at Fresno State, at Nevada, at Wyoming and at Wyoming again in the MW Championship ... Did not play vs. Colorado State and against Houston in the Las Vegas Bowl.

SOPHOMORE SEASON (2015)

Played in five games without recording a stat ... Made his collegiate debut vs. San Diego in the opener ... Also played against Utah State, Colorado State, UNLV and Cincinnati in the Hawai'i Bowl.

FRESHMAN SEASON (2014)

Did not play in his second season at SDSU.

REDSHIRT SEASON (2013)

Redshirted his first year at SDSU.

HIGH SCHOOL

Was recruited heavily as a quarterback ... Threw for 1,133 yards and 13 touchdowns, while completing 68 of his 125 pass attempts (54.4 pct.) as a senior at Armwood High School ... Also ran for 229 yards and four touchdowns and caught five passes for 82 yards and two scores ... Armwood won the



2011 state championship ... Played at Tampa Bay Tech before attending Armwood High ... A four-star recruit as a dual-threat quarterback by ESPN, while receiving a scout grade of 82 ... Got three stars from *Rivals.com* (quarterback), *Scout.com* (tight end) and 247sports (dual-threat quarterback/tight end) ... ESPN rated him as the 18th-best dual-threat quarterback in the nation and 62nd out of all recruits in talent-rich Florida ... Scout ranked him as the 21st-best tight end in the country, while 247Sports had him 40th among all dual-threat quarterbacks ... Also a standout outfielder.

PERSONAL

Darryl Jerome Richardson was born Nov. 30, 1994, in Tampa, Fla. ... Son of Darryl Richardson, Sr. and Liza Johnson ... Also received an offer from UCLA as a tight end and offers from Mississippi, Missouri, South Florida, Tennessee and Western Kentucky as a quarterback ... Auburn and Ohio State also showed interest in the recruiting process ... Is majoring in social science.

SINGLE-GAME BESTS

Career Highs: Receptions: 1 vs. Hawai'i (11/5/16); Receiving Yards: 21 vs. Hawai'i (11/5/16); Long Reception: 21 vs. Hawai'i (11/5/16).

Richardson's Career Statistics

Receiving										
Season	GP	GS	Rec.	Yds.	Avg.	Long	TD	Rec/Gm	Yds/Gm.	
2015	5	0	0	0	0.0	0	0	0.0	0.0	
2016	12	1	1	21	21.0	21	0	0.1	1.8	
Career	17	1	1	21	21.0	21	0	0.1	1.2	



40 → Randy Ricks



- ◆ Linebacker
- ◆ Senior - 1 Letter, 6-5, 235
- ◆ Las Vegas, Nev.
- ◆ Legacy High/Arizona Western CC

Was granted a redshirt season in 2016 after breaking his foot in the fourth game of the year.

At A Glance

► Has missed 13 games over the past two seasons due to foot issues (four games in 2015 with a broken toe and nine games in 2016 with a broken foot).

► Had eight tackles for loss, 3.5 sacks, six pass breakups, three forced fumbles and nine quarterback hurries in just 13 games played over his career (six starts).

An athletic, excellent pass rusher who has experience playing linebacker and on the defensive line ... Originally signed with the Aztecs in 2012, but didn't join SDSU until the

fall of 2015 ... Picked up Rocky Long's 3-3-5 defense quickly and started two games in 2015, and the first four last year until a foot injury at South Alabama sidelined him for the season ... Received a medical redshirt and was granted another year of eligibility ... Enters 2017 as the backup to Jay Henderson at the middle linebacker spot.

REDSHIRT SEASON (2016)

Had 11 tackles (eight solo) on the season in four starts, while adding three tackles for loss, a 7-yard sack, a forced fumble, two pass breakups and three quarterback hurries ... Started the first four games, before missing the rest of the season with a foot in-

Ricks' Career Game-By-Game

JUNIOR SEASON - 2015 GAME-BY-GAME

Date	Opponent	GP	GS	UA	A	TT	TFL	Sk.	Int.	PBU	FF	FR
S.5	San Diego	1	0	0	0	0	0.0	0.0	0	1	0	0
S.12	at California	1	0	1	3	4	0.0	0.0	0	0	0	0
S.19	South Alabama	1	1	0	4	4	0.0	0.0	0	0	0	0
S.26	at Penn State	--- Did Not Play ---										
O.3	Fresno State*	1	0	2	0	2	1.0	1.0	0	0	0	0
O.10	at Hawai'i*	1	0	2	1	3	1.0	0.0	0	2	0	0
O.17	at San José State*	--- Did Not Play - Injured ---										
O.23	Utah State*	--- Did Not Play - Injured ---										
O.31	at Colorado State*	--- Did Not Play - Injured ---										
N.14	Wyoming*	--- Did Not Play - Injured ---										
N.21	at UNLV*	1	0	1	1	2	1.5	0.5	0	1	1	0
N.28	Nevada*	1	0	1	1	2	1.0	1.0	0	0	1	0
D.5	Air Force**	1	1	0	4	4	0.5	0.0	0	0	0	0
D.24	vs. Cincinnati%	1	0	1	0	1	0.0	0.0	0	0	0	0
2015 SEASON TOTALS		9	2	8	14	22	5.0	2.5	0	4	2	0

REDSHIRT SEASON - 2016 GAME-BY-GAME

Date	Opponent	GP	GS	UA	A	TT	TFL	Sk.	Int.	PBU	FF	FR
S.3	New Hampshire	1	1	3	2	5	1.0	1.0	0	1	0	0
S.10	California	1	1	2	1	3	1.0	0.0	0	0	1	0
S.17	at Northern Illinois	1	1	2	0	2	1.0	0.0	0	1	0	0
O.1	at South Alabama	1	1	1	0	1	0.0	0.0	0	0	0	0
O.8	UNLV*	--- Did Not Play - Injured ---										
O.14	at Fresno State*	--- Did Not Play - Injured ---										
O.21	San José State*	--- Did Not Play - Injured ---										
O.28	at Utah State*	--- Did Not Play - Injured ---										
N.5	Hawai'i*	--- Did Not Play - Injured ---										
N.12	at Nevada*	--- Did Not Play - Injured ---										
N.19	at Wyoming*	--- Did Not Play - Injured ---										
N.26	Colorado State*	--- Did Not Play - Injured ---										
D.3	at Wyoming@	--- Did Not Play - Injured ---										
D.17	vs. Houston^	--- Did Not Play - Injured ---										
2016 SEASON TOTALS		4	4	8	3	11	3.0	1.0	0	2	1	0

Bold indicates season high. * - Mountain West game. ** - 2015 Sports Authority Mountain West Championship (Qualcomm Stadium; San Diego, Calif.). % - 2015 Hawai'i Bowl (Aloha Stadium; Honolulu, Hawaii). @ - 2016 Mountain West Championship (War Memorial Stadium; Laramie, Wyo.). ^ - 2016 Las Vegas Bowl (Sam Boyd Stadium; Las Vegas, Nev.).

jury ... Made his third career start in the opener against New Hampshire, making a career-high five tackles (three solo), including a 7-yard sack (and TFL) ... Also added a pass breakup ... The five stops was tied for the second most on the team ... Had another good game in a start vs. California, registering three tackles (two solo), a forced fumble, a tackle for loss and a quarterback hurry ... Came up with two tackles (both solo), including a tackle for loss, pass breakup and a quarterback hurry at Northern Illinois ... Had one solo tackle in a start at South Alabama, exiting the game early with a foot injury ... Did not play in the UNLV game, having had surgery earlier in the week, and missed the final nine games as well.

JUNIOR SEASON (2015)

Played in nine games during his first season at SDSU with two starts ... Had 22 tackles, five tackles for loss, 2.5 sacks, six quarterback hurries, four pass breakups and two

forced fumbles ... Missed four games (Oct. 17-Nov. 14) with a broken toe ... Made his first Division I appearance in the opener against San Diego ... Had one of the team's three pass breakups ... Came up with his first four career tackles (one solo) at California in a reserve role ... Started for the first time of his career against South Alabama, making four assisted stops ... Was on the travel squad to Penn State, but did not play for the first time of his SDSU career ... Had a good game in a reserve role vs. Fresno State, making two tackles (both solo), a 12-yard sack (and tackle for loss) and a game-high two quarterback hurries ... The sack and TFL were each the first of his career ... Had another good outing at Hawai'i off the bench, making three tackles, including a 4-yard tackle for loss, two pass breakups and two quarterback hurries ... Missed the SJSU game with an injury ... Also did not play against Utah State, Colorado State and Wyoming with the same injury ... Had a big





game in his return from the toe injury at UNLV, making two tackles (one solo), including 1.5 tackles for loss and 0.5 sacks, with a forced fumble and a pass breakup ... The forced fumble was the first of his career ... Had another good game vs. Nevada, making two tackles (one solo), including a 7-yard sack (and TFL) and a forced fumble for the second straight game ... Earned his second start of the season (and career) vs. Air Force in the Mountain West Championship game, where he had four tackles and 0.5 tackles for loss ... Made a solo stop and added a

quarterback hurry off the bench in the Hawai'i Bowl against Cincinnati.

AT ARIZONA WESTERN CC (2013-14)

Spent two seasons at Arizona Western Community College after originally signing an NLI with the Aztecs in 2012 ... Posted 43 tackles, 8.5 sacks and three forced fumbles in 2014, helping the Matadors to a 11-1 overall record ... In 2013, made 36 tackles, 16 tackles for loss, three forced fumbles, two recoveries and three pass breakups ... Named defensive MVP of the El Toro Bowl, record-

ing three sacks, five tackles and a forced fumble ... A three-star recruit by both Rivals and 247sports ... Received a grade of 84 by 247sports ... Also received recruiting interest out of AWCC from Texas, UNLV, USC and Utah.

HIGH SCHOOL

Played both defensive end and tight end at Legacy High School ... Was a two-time all-league pick ... Had 33 tackles and eight sacks in 2011 ... A three-star recruit by 247sports.com and a two-star recruit by Rivals and Scout out of high school ... Rated as the 54th-best weakside defensive end in the country by 247sports and at No. 126 for defensive ends by Scout ... Got an 83 rating by 247sports ... Also played basketball and was on the track and field team, competing in the shot put, discus throw and high jump.

PERSONAL

Randy Richard Ricks, Jr., was born May 29, 1994, in Pittsburgh, Pa. ... Son of Randy Ricks, Sr., and Olivia Walker ... Also received scholarship offers from Idaho, Nevada, New Mexico and Utah State and interest from Nebraska, Northern Arizona, Oklahoma, Pittsburgh, UNLV and Utah ... Is majoring in social science.

SINGLE-GAME BESTS

Career Highs: **Tackles:** 5 vs. New Hampshire (9/3/16); **Tackles For Loss:** 1.5 at UNLV (11/21/15); **Sacks:** 1.0 vs. New Hampshire (9/3/16), vs. Nevada (11/28/15), vs. Fresno State (10/3/15); **Pass Breakups:** 2 at Hawai'i (10/10/15); **Forced Fumbles:** 1 vs. California (9/10/16), vs. Nevada (11/28/15), at UNLV (11/21/15).

Ricks' Career Statistics

Season	GP	GS	UA	A	TT	TFL	Sk	Int.	PBU	FF	FR
2015	9	2	8	14	22	5.0	2.5	0	4	2	0
2016	4	4	8	3	11	3.0	1.0	0	2	1	0
Career	13	6	16	17	33	8.0	3.5	0	6	3	0

74 → Tyler Roemer



- ◆ Offensive Line
- ◆ Freshman - Redshirt, 6-7, 305
- ◆ Fernley, Nev.
- ◆ Fernley High

Was one of two true freshman offensive linemen on the depth chart last year (also Keith Ismael).

Big, physical lineman who possesses excellent technique, despite being just a redshirt freshman ... Is slated to start at left tackle as

the blindside blocker to quarterback Christian Chapman heading into the fall.

REDSHIRT SEASON (2016)

Traveled the entire season as the backup to senior Kwayde Miller, but ultimately did not play and ended up redshirting.

HIGH SCHOOL

Played three years at Fernley High School in Fernley, Nev., starring on both sides of the ball ... Led the Vaqueros to back-to-back 7-2 league seasons after going 5-4 in 2013 ... Was all-league and all-state at both offensive and defensive line ... Also was chosen as the lineman of the year ... Recorded 108 tackles over the past three seasons, including 95 over the past two years (according to MaxPreps) ... Added seven sacks, three forced fumbles, two fumble recoveries, eight pass

deflections and two blocked field goals ... Is a two-star recruit as an offensive tackle at both Rivals and Scout ... Also played two years of basketball, and was a member of the swimming and wrestling team one year apiece.

PERSONAL

Tyler Joseph Roemer was born March 6, 1998, in Reno, Nev. ... Son of William and Tara Roemer ... Also was recruited by Louisville ... Is majoring in business administration.

67 → Antonio Rosales



- ◆ Offensive Line
- ◆ Senior - 2 Letters, 6-4, 305
- ◆ Tucson, Ariz.
- ◆ Tucson Magnet High

Teammates call him "Chief" because of his Native American upbringing.

Physical offensive lineman who continues to get bigger ... Is the only returning starter on the offensive line and the only player on the line who has started a game ... Teammates call him "Chief."

SENIOR SEASON (2017)

Has been named a preseason first-team all-Mountain West honoree by *Lindy's Sports*, and a second-team selection by *Athlon Sports* and *Phil Steele Magazine* ... Also has been deemed the "Best Run Blocker in the Mountain West" by *Lindy's*.

Antonio Rosales - Inside The Numbers

MOST CAREER STARTS AMONG SDSU'S PROJECTED STARTING OFFENSIVE LINE

Pl.	Name	2017 Pos.	Starts
1.	► Antonio Rosales	RG	14
2.	Nick Gerhard	C	0
	Keith Ismael	LG	0
	Ryan Pope	RT	0
	Tyler Roemer	LT	0

MOST CAREER GAMES PLAYED AMONG SDSU'S PROJECTED STARTING OFFENSIVE LINE

Pl.	Name	2017 Pos.	Games
1.	► Antonio Rosales	RG	20
2.	Ryan Pope	RT	12
3.	Nick Gerhard	C	5
4.	Keith Ismael	LG	0
	Tyler Roemer	LT	0

Rosales' Career Game-By-Game

JUNIOR SEASON - 2015 G-x-G

Date	Opponent	GP	GS/POS
O.3	Fresno State*	1	
O.23	Utah State*	1	
O.31	at Colorado State*	1	
N.14	Wyoming*	1	
N.21	at UNLV*	1	
N.28	Nevada*	1	
2015 SEASON TOTALS		6	0

SENIOR SEASON - 2016 G-x-G

Date	Opponent	GP	GS/POS
S.3	New Hampshire	1	RG
S.10	California	1	RG
S.17	at Northern Illinois	1	RG
O.1	at South Alabama	1	RG
O.8	UNLV*	1	RG
O.14	at Fresno State*	1	RG
O.21	San José State*	1	RG
O.28	at Utah State*	1	RG

At A Glance

► Is the only returning starter on the offensive line after appearing in all 14 games last year at right guard.

► Enters 2017 with 14 career starts and 20 games played, while the rest of San Diego State's projected starting offensive line has a combined zero starts and 17 games played.



Fresno State, against San José State, at Utah State, against Hawai'i, at Nevada, at Wyoming, against Colorado State, at Wyoming in the MW Championship and vs. Houston in the Las Vegas Bowl.

SOPHOMORE SEASON (2015)

Played in six games in a reserve role ... Made his first collegiate appearance vs. Fresno State ... Also saw time vs. Utah State, at Colorado State, against Wyoming, at UNLV and vs. Nevada.

FRESHMAN SEASON (2014)

Did not play during the 2014 campaign.

REDSHIRT SEASON (2013)

Utilized his redshirt season in 2013.

HIGH SCHOOL

An offensive tackle who also spent time on the defensive line, helping lead Tucson Magnet High School to a 14-7 record over his final two years after going just 2-8 in 2010 ... A first-team all-Southern Arizona pick in 2012 after garnering second-team accolades in 2011 ... A three-star recruit by ESPN and 247sports.com ... Also a two-star recruit by Rivals.com and Scout.com ... Rated as the 87th-best offensive tackle by 247sports and 16th overall recruit in Arizona, while earning an 83 grade ... Received a scout grade of 71 by ESPN and was ranked 131st among all offensive tackles in the country and 19th overall in Arizona ... Scout had him

N.5	Hawai'i*	1	RG
N.12	at Nevada*	1	RG
N.19	at Wyoming*	1	RG
N.26	Colorado State*	1	RG
D.3	at Wyoming@	1	RG
D.17	vs. Houston^	1	RG

2016 SEASON TOTALS 14 14
*Bold indicates season high. * - Mountain West game. @ - 2016 Mountain West Championship (War Memorial Stadium; Laramie, Wyo.). ^ - 2016 Las Vegas Bowl (Sam Boyd Stadium; Las Vegas, Nev.).*

as the 155th-best offensive tackle.

PERSONAL

Picked the Aztecs early in the recruiting process with late interest from California, Boise State, Idaho, San José State and UNLV, among others ... Is majoring in social science.

Rosales' Career Statistics

Season	GP	GS
2015	6	0
2016	14	14
Career	20	14

JUNIOR SEASON (2016)

Started all 14 games, the first 14 starts of his career ... According to *Pro Football Focus*, had the 10th-highest overall grade among guards in the country and the sixth-best run-blocker ... Made his first career start at right guard in the opener against New Hampshire ... Started again vs. California, at Northern Illinois, at South Alabama, against UNLV, at

78 → Joe Salcedo



- ◆ Offensive Line
- ◆ Junior - 1 Letter, 6-7, 300
- ◆ Santa Barbara, Calif.
- ◆ Bishop Diego High

◆ 2014 SDSU Offensive Co-Scout Player of the Year

Tall, aggressive, strong lineman who dominated at the high school level ... Logged time in 2015, working behind MW first-team selection Pearce Slater, but missed all of last

Salcedo's Career Statistics

Season	GP	GS
2015	14	0
Career	14	0

year with a torn ACL ... Enters 2017 third on the depth chart at right tackle.

SOPHOMORE SEASON (2016)

Missed the entire season after a knee injury early in fall camp.

FRESHMAN SEASON (2015)

Played in all 14 games, mostly on the PAT/field goal unit ... Made his first appearance in the opener vs. San Diego ... Also logged snaps at California, vs. South Alabama, at Penn State, vs. Fresno State, at Hawai'i, at San José State, against Utah State, at Colorado State, vs. Wyoming, at UNLV, against Nevada, vs. Air Force in the

Mountain West Championship game and against Cincinnati in the Hawai'i Bowl.

REDSHIRT SEASON (2014)

Redshirted his first season at SDSU, but earned the team's Offensive Co-Scout Player-of-the-Year Award.

HIGH SCHOOL

Earned three letters at Bishop Diego High School in Santa Barbara, Calif. ... Was an all-state and all-county selection as a senior, while earning first-team all-Tri Valley League honors ... Helped the Cardinals post a 33-6 record over the past three seasons and make three appearances in the CIF semifinals ... A scholar-athlete ... Was rated a two-star recruit by Rivals.com, Scout.com and 247sports.com ... Also lettered in basketball as a power forward and track and field as a thrower (shot put, discus throw).

PERSONAL

Joseph Paul Salcedo was born June 25, 1996, in Santa Barbara, Calif. ... Son of Joe and Teri Salcedo ... Also received offers from Cal Poly, Nevada and UNLV and drew interest from Arizona, Boise State, California, Fresno State, Utah, Washington and Washington State ... A public administration major.



69 → Ryan Simmons



- ◆ Long Snapper
- ◆ Sophomore - 1 Letter, 6-1, 215
- ◆ Dana Point, Calif.
- ◆ Dana Hills High

Simmons' Career Statistics

Season	GP	GS
2016	11	10
Career	11	10

Saw action as a long snapper last year with Turner Bernard going down with an injury in the fourth game of the season ... Is slated as the starting long snapper with Bernard missing the spring with an injury.

FRESHMAN SEASON (2016)

Played in 11 games on the season, starting

the final 10 at long snapper ... Snapped for kicker John Baron II, who set an Aztec single-season record with 21 field goals and a .913 field goal percentage en route to being named a Lou Groza Award semifinalist and a first-team all-Mountain West selection ... Did not play vs. New Hampshire, California and at Northern Illinois ... Came in early to long snap at South Alabama after Turner Bernard injured a knee chasing down a punt ... Earned his first career start in the Mountain West opener vs. UNLV ... Also logged starts the final nine games of the year, including regular-season contests at Fresno State, vs. San José State, at Utah State, vs. Hawai'i, at Nevada, at Wyoming and vs. Colorado State, and postseason games at Wyoming in the MW Championship game and against Houston in the Las Vegas Bowl ... Recorded an assisted tackle on special teams in the regular-season game at Wyoming.

REDSHIRT SEASON (2015)

Redshirted his first season at SDSU.

HIGH SCHOOL

Was a three-year letterwinner at Dana Hills High in Dana Point, Calif. ... Was a five-star long snapping prospect and the No. 2 rated long snapper in California ... Was named the team's special teams player of the year in both 2013 and 2014 ... As a snapper, did not snap a ball for a blocked punt of a blocked PAT.

PERSONAL

Ryan David Simmons was born Sept. 15, 1996, in Laguna Hills, Calif. ... Son of David and Lara Simmons ... Also was recruited by Arizona State, Hawai'i and UCLA ... Is majoring in communication

SINGLE-GAME BESTS

Career Highs: Tackles: 1 at Wyoming (11/19/16).

17 → Ron Smith



- ◆ Cornerback
- ◆ Sophomore - 1 Letter, 6-0, 170
- ◆ Oakland, Calif.
- ◆ St. Mary's High

Tied an Aztec single-season record with two interceptions returned for a touchdown last year.

- ◆ 2016 MW Fall All-Academic Team
- ◆ 2016 Associated Press All-Bowl Team
- ◆ 2016 Athlon Sports All-Bowl Team

Youngster who continues to learn the defense ... Was thrown into a starting position in the ninth game of the season last year and started the final six across two-time Mountain West Defensive Player-of-the-Year award winner and current Atlanta Falcon Damontae Kazee ... Is SDSU's only returning cornerback with a start at the position ... Also excels on special teams.

SOPHOMORE SEASON (2017)

Has been named a preseason second-team all-Mountain West selection by *Athlon Sports*.

FRESHMAN SEASON (2016)

Recorded 57 tackles (30 solo), three interceptions for 77 yards and two touchdowns, three pass breakups, a forced fumble and 0.5 tackles for loss, despite only starting the final six games of the season ... The two interceptions returned for a touchdown tied a SDSU single-season record and ranked as the third most in the country, while his 77 interception return yards ranked 46th ... Played in all 14 games ... Led the team with 13 tackles on special teams and 12 on the kick return unit ... Had two assisted tackles in his first career game on special teams vs.

Smith's Career Game-By-Game

FRESHMAN SEASON - 2016 GAME-BY-GAME

Date	Opponent	GP	GS	UA	A	TT	TFL	Sk.	Int.	PBU	FF	FR
S.3	New Hampshire	1	0	0	2	2	0.0	0.0	0	0	0	0
S.10	California	1	0	0	0	0	0.0	0.0	0	0	0	0
S.17	at Northern Illinois	1	0	1	0	1	0.0	0.0	0	0	0	0
O.1	at South Alabama	1	0	1	0	1	0.0	0.0	0	0	0	0
O.8	UNLV*	1	0	1	0	1	0.0	0.0	0	0	0	0
O.14	at Fresno State*	1	0	0	2	2	0.0	0.0	0	0	0	0
O.21	San José State*	1	0	0	0	0	0.0	0.0	0	0	0	0
O.28	at Utah State*	1	0	1	3	4	0.0	0.0	0	2	0	0
N.5	Hawai'i*	1	1	4	3	7	0.0	0.0	1	0	0	0
N.12	at Nevada*	1	1	6	1	7	0.0	0.0	1	0	1	0
N.19	at Wyoming*	1	1	3	4	7	0.5	0.0	0	0	0	0
N.26	Colorado State*	1	1	2	7	9	0.0	0.0	0	0	0	0
D.3	at Wyoming@	1	1	3	2	5	0.0	0.0	0	1	0	0
D.17	vs. Houston^	1	1	7	3	10	0.0	0.0	1	0	0	0
2016 SEASON TOTALS		14	6	30	27	57	0.5	0.0	3	3	1	0

*Bold indicates season high. * - Mountain West game. @ - 2016 Mountain West Championship (War Memorial Stadium; Laramie, Wyo.). ^ - 2016 Las Vegas Bowl (Sam Boyd Stadium; Las Vegas, Nev.).*

New Hampshire ... Logged statless time on special teams against California ... Made a solo stop on special teams at Northern Illinois ... Had another solo tackle on special teams at South Alabama ... Made a solo tackle on special teams against UNLV ... Had two tackles at Fresno State ... Did not record a stat in playing time against San José State ... Had a then career-high four tackles and his first two career pass breakups at Utah State in his most extensive action at cornerback of the season ... Had a then career-high seven tackles (four solo), a 14-yard interception return for a touchdown and two pass breakups in his first career start against Hawai'i ... The interception and touchdown were each the first of his career ... The touchdown put SDSU up, 21-0, early in the second quarter ... Matched his then

career high with seven tackles at Nevada and had an interception for the second straight game ... The interception went for nine yards ... Also had his first career forced fumble ... Made seven tackles (third straight game with exactly seven stops) and 0.5 tackles for loss in a third straight start at Wyoming ... Had a then career-high nine tackles in a start vs. Colorado State ... Led the team in tackles for the first time of his career ... Registered five tackles (three solo) with a pass breakup at Wyoming in the 2016 MW Championship game ... Had a career-high 10 tackles (seven solo) and a 54-yard interception return for a touchdown in the Las Vegas Bowl against Houston ... Recorded his first career game with double-digits in tackles ... The interception was his third of the season, while the interception re-

At A Glance

► His two interceptions returned for a touchdown last year tied Calvin Munson (2015) and Leon McFadden (2012) for the most in San Diego State single-season history.

► The two interceptions returned for a touchdown ranked as the third most in the country, while his 77 interception return yards ranked 46th.

► In his six starts, totaled 45 tackles (25 solo), 0.5 tackles for loss, three interceptions (two for a touchdown), one pass breakup and a forced fumble.

► The Aztecs were 3-0 when he recorded an interception.

► Led the team with 13 tackles on special teams and 12 on the kick return unit.

Aztec Players



SEVEN STRAIGHT BOWL GAME APPEARANCES ► 21 CONFERENCE CHAMPIONSHIPS

turn for a score was his second ... Was named to the 2016-17 Associated Press and *Athlon Sports* all-bowl teams for his play in the Las Vegas Bowl.

REDSHIRT SEASON (2015)

Utilized his redshirt season at SDSU.

HIGH SCHOOL

Helped St. Mary's High go 21-6 (.778) over his final two years, including a 11-2 mark in 2014 ... Recorded a team-high 69 total tackles with two interceptions as a senior at St. Mary's High, according to MaxPreps ... Also added two interceptions for 117 yards, three pass deflections and a forced fumble ... Added team highs of 175 kick return yards (21.9 avg.) and 81 punt return yards (9.0 avg.) ... Helped lead the Panthers to an 11-2 overall record and an appearance in the CIF North Coast Division 4 championship game in 2014 ... Had a bigger year in 2013, recording a team-best 135 tackles (125 solo), two interceptions for 65 yards, six forced fumbles, three fumble recoveries and

two pass deflections ... A three-star recruit by Rivals, Scout, 247sports and ESPN ... Received a scout grade of 86 by 247sports and a 75 by ESPN.

PERSONAL

Ron Angelo William Smith was born Nov. 18, 1997, in Oakland, Calif. ... Son of Ron Smith and Mary Holly ... Picked San Diego State over offers from Air Force, Fresno State, Nevada, New Mexico, Utah, UTEP, Washington State and Wyoming, according to Rivals ... Is majoring in psychology.

SINGLE-GAME BESTS

Career Highs: Tackles: 10 vs. Houston (12/17/16); Tackles For Loss: 0.5 at Wyoming (11/19/16); Interceptions: 1 vs. Houston (12/17/16), at Nevada (11/12/16), vs. Hawai'i (11/5/16); Pass Breakups: 2 at Utah State (10/28/16); Forced Fumbles: 1 at Nevada (11/12/16); Defensive Touchdowns: 1 vs. Houston (12/17/16), vs. Hawai'i (11/5/16).



Smith's Career Statistics

Defense

Season	GP	GS	UA	A	TT	TFL	Sk	Int.	PBU	FF	FR
2016	14	6	30	27	57	0.5	0.0	3	3	1	0
Career	14	6	30	27	57	0.5	0.0	3	3	1	0

63 → Kyle Spalding



- ◆ Offensive Line
- ◆ Freshman - Redshirt, 6-6, 300
- ◆ McKinleyville, Calif.
- ◆ McKinleyville High

Was recruited to SDSU as a tight end, but moved to offensive line in the fall ... Will look to improve his blocking techniques.

REDSHIRT SEASON (2016)

Redshirted his first season as a tight end.

HIGH SCHOOL

Earned two letters at McKinleyville High School in McKinleyville, Calif. ... Played quarterback for the Panthers, going 352-for-617 for 5,103 yards and 54 touchdowns against just 15 interceptions over his final two years (according to MaxPreps) ... Also added 960 yards on the ground on 255 car-

ries and an additional 22 scores ... Punted for McKinleyville at times as well, averaging 36.8 yards per boot on 30 career punts ... Was an all-county selection and team MVP ... A two-star recruit by both Rivals and Scout ... Also a three-year letterwinner on the baseball team and a one-time basketball letterwinner ... A scholar-athlete

PERSONAL

Kyle Lucas Spalding was born Aug. 8, 1998, in Port Huron, Mich. ... Son of Warren and Carla Spalding ... Also received an offer from Nevada and Humboldt State ... Is majoring in kinesiology.

36 → Keoni Stallworth



- ◆ Safety
- ◆ Freshman - Redshirt, 6-1, 195
- ◆ Elk Grove, Calif.
- ◆ Cosumnes Oaks High

REDSHIRT SEASON (2016)

Redshirted his first year at San Diego State.

HIGH SCHOOL

Was a three-year letterwinner at Cosumnes Oaks High School in Elk Grove, Calif. ... Helped the Wolfpack go 23-11 (.676) over his three years, including a 12-3 (.800) mark in league play ... Was an all-metro, all-CVC and all-league selection ... Recorded 164 tackles over the past two seasons along with 11 tackles for loss, two interceptions, four pass deflections, two forced fumbles and a fumble recovery ... Also added a touchdown catch in 2014 and four catches overall ... Received an invitation to play in the Polynesian All-American game ... A three-star recruit as a safety by Scout, and a two-star recruit by

Rivals, 247sports and ESPN ... Ranked as the 20th-best safety in California by Scout and the 30th best on the West Coast ... Received a grade of 78 by 247sports ... Also was on the basketball team and competed on the track and field team at Cosumnes Oaks HS.

PERSONAL


Keoni Rei Stallworth was born Oct. 21, 1997, in Elk Grove, Calif. ... Son of Darrell and Amiko Stallworth ... Picked the Aztecs over offers from Air Force, Army, Fresno State, Navy, New Mexico, San Diego, San José State, UC Davis and Wyoming ... Undecided on a major.

A distinguished athlete who continues to learn the defense ... Is slated to back up senior Trey Lomax at one of the two Warrior

spots heading into the season.



11 → Will Stricklin II



- ♦ Safety
- ♦ Freshman - Redshirt, 6-0, 200
- ♦ San Marcos, Calif.
- ♦ Mission Hills High

Local product who missed all of last year with a leg injury ... Returned to play in the spring ... Is listed third at the coveted Aztec position heading into 2017.

REDSHIRT SEASON (2016)

Redshirted his first season after injuring his leg early on.

HIGH SCHOOL

Earned three letters at Mission Hills High School in nearby San Marcos, Calif. ... Led the Grizzlies to a 32-6 (.842) record over his three years, including a 11-1 (.917) mark in league play ... MHHS went 11-1 in 2015 and 4-0 in league action, after going 9-3 (4-0 in Avocado East League) in 2014 and 12-2 (3-1) in 2013 ... The 2015 squad was undefeated in regular season, the first time that has occurred in school history ... Was a second-team all-CIF selection ... Also garnered

all-league honors ... A two-star recruit by Rivals, Scout, 247sports and ESPN ... Received a grade of 77 by 247sports and a grade of 68 by ESPN ... Also competed on the track and field team at MHHS.

PERSONAL

Willie Randolph Stricklin II was born Dec. 22, 1997, in Louisville, Ky. ... Son of Nakia Stricklin ... Picked the Aztecs over an offer from Nevada ... Undecided on a major.

44 → Kyahva Tezino



- ♦ Linebacker
- ♦ Sophomore - 1 Letter, 6-0, 230
- ♦ Los Angeles, Calif.
- ♦ Salesian High

- ♦ 2015 SDSU Defensive Scout Player of the Year

Pronounced Key-AH-va Tah-ZEENO ... Explosive athlete who will be counted on for more snaps in 2017, now in his third season ... Is slated as the backup to Ronley Lakalaka at one of the two outside linebacker spots after spring drills.

FRESHMAN SEASON (2016)

Played in 11 of the team's 14 games, mainly on special teams ... Had five tackles (two solo), including 1.5 sacks (and tackles for loss) for seven yards ... Played in the first three games of the season, including his first three defensive snaps in the opener against New Hampshire ... Did not play in the team's next three games ... Had his first career

tackle - a 5-yard sack - in three snaps vs. San José State ... Had a career-high four tackles, including 0.5 sacks (and 0.5 TFL) in a career-best 18 snaps at Utah State ... Played his final three defensive snaps of the season the following week vs. Hawai'i without recording a stat ... Also played statless time at Nevada, at Wyoming, vs. Colorado State, at Wyoming in the Mountain West Championship and against Houston in the Las Vegas Bowl.

REDSHIRT SEASON (2015)

Redshirted his first year at SDSU, where he was named the team's defensive scout player of the year.

HIGH SCHOOL

Starred on both sides of the ball in his three-year career at Salesian High School in Los Angeles, rushing for 1,704 yards and 13 touchdowns on 178 attempts (9.6 avg.) on offense and making 343 tackles (293 solo) and nine interceptions ... Led the team in tackles all three seasons, making 112 (99 solo) in 2014, 122 (96 solo) in 2013 and 109 (98 solo) in 2012 ... Rushed for 1,063 yards and six touchdowns on 115 carries (9.2 avg.) as a senior and 513 rushing yards and six touchdowns on 51 carries (10.1 avg.) as a junior ... Led the Mustangs to a 23-4 (.852)

record from 2012-13 ... Was a four-star recruit by all four of the major recruiting services - ESPN, Rivals, Scout and 247sports ... Among linebackers, was rated as the 16th best by ESPN, 18th best by 247sports, 19th best by ESPN and 20th by Scout ... Received a grade of 93 by 247sports and an 81 by ESPN.

PERSONAL

Kyahva Montrell Tezino was born June 21, 1997, in Los Angeles, Calif. ... Son Charles and Kelly Tezino ... Picked the Aztecs over numerous offers, including Boise State, California, Arizona, Arizona State, Colorado, Colorado State, Miami (Fla.), SMU, UCLA, Utah, Washington, Washington State and Wisconsin ... Is majoring in interdisciplinary studies.

SINGLE-GAME BESTS

Career Highs: **Tackles:** 4 at Utah State (10/28/16); **Tackles For Loss:** 1.0 vs. San José State (10/21/16); **Sacks:** 1.0 vs. San José State.

Tezino's Career Statistics

Defense Season	GP	GS	UA	A	TT	TFL	Sk	Int.	PBU	FF	FR
2016	11	0	2	3	5	1.5	1.5	0	0	0	0
Career	11	0	2	3	5	1.5	1.5	0	0	0	0

76 → Zachary Thomas



- ♦ Offensive Line
- ♦ Freshman - Redshirt, 6-5, 285
- ♦ Carlsbad, Calif.
- ♦ Carlsbad High

Local lineman out of Carlsbad High School who will look to log action after redshirting last year as a true freshman ... Is listed sec-

ond on the depth chart at center behind Nick Gerhard heading into the fall.

REDSHIRT SEASON (2016)

Redshirted his first year behind an offensive line that started four seniors and a junior.

HIGH SCHOOL

Two-year letterwinner at Carlsbad (Calif.) High School ... Alongside fellow 2016 recruit Troy Cassidy, helped lead Carlsbad to an Avocado West League championship and perfect 4-0 mark in league play in 2015 ... All-CIF San Diego Section first team offense and Avocado West League first team honoree his senior season after recording 47 tackles (4.7 per game), 34 solo, and a team-high 11 tackles for loss, according to Max-Preps ... Made three sacks ... Five or more solo tackles in three contests ... Notched two tackles for loss in four of 10 games ... A two-

star recruit by Rivals and Scout ... Played in the Alex Spanos All-Star Football Classic.

PERSONAL

Zachary Robert Thomas was born May 26, 1998, in San Diego ... Son of Mike and Wendy Thomas ... Also received offers from Colorado State, Nevada, New Mexico and UNLV ... Undecided on a major.



18 → Trenton Thompson



- ♦ Safety
- ♦ Sophomore - 1 Letter, 6-2, 190
- ♦ Palm Springs, Calif.
- ♦ Palm Springs High

Was teammates of redshirt freshman cornerback Tayler Hawkins at Palm Springs High School.

Athletic, hard-hitting safety who backed up three-time all-Mountain West pick Malik Smith for most of the season last year as a true freshman ... Is slated to start at one of the two Warrior spots heading into 2017 in Rocky Long's 3-3-5 defense.

FRESHMAN (TRUE) SEASON (2016)

Had eight tackles and a pass breakup on the season, despite playing in only eight games ... Was one of three true freshmen to play on defensive side of the ball (also Troy Cassidy and Kyrie Woods) ... According to *Pro Foot-*

ball Focus, logged 47 snaps on the season ... Did not play and wasn't on the travel squad for the first five games of the season ... Was on the travel squad for the first time of the season at Fresno State, but did not play ... Had four tackles (three solo) in his first career game against San José State, all on special teams ... Ended up logging 13 stats on defense vs. the Spartans ... Had an assisted tackle at Utah State in five snaps ... Registered one solo tackle and had his first pass breakup against Hawai'i in a career-high 22 snaps ... Had an assisted tackle at

Nevada ... Logged one snap, but did not record a stat at Wyoming ... Had a solo tackle on special teams against Colorado State ... Did not record a stat in three snaps and special teams action at Wyoming in the MW Championship game ... Logged a solo stop in three snaps vs. Houston in the Las Vegas Bowl.

HIGH SCHOOL

Earned two letters and played three years at Palm Springs High School in Palm Springs, Calif. ... Helped the Indians go 24-3 (.889), including a 11-1 (.917) mark in league play over the past two years ... Led the 2015 squad to a CIF Championship ... Logged 219 total tackles (134 solo) over his three years (according to MaxPreps), adding seven tackles for loss, four interceptions, seven pass deflections, six forced fumbles, two fumble recoveries, four blocked field goals and two blocked punts ... Also caught 16 passes for 325 yards (20.3 avg.) and three touchdowns as a senior in 2015 ... A three-star recruit by Scout and 247sports, and a two-star recruit by Rivals ... Received a grade of 87 by 247sports ... Scout ranked him as the 15th-best outside linebacker in the 2016 class and the 23rd best on the West Coast.

PERSONAL

Trenton Thompson was born Dec. 18, 1997, in Palm Springs, Calif. ... Chose the Aztecs over offers from Colorado State, Nevada, Northern Arizona, UNLV, Utah State and Wyoming ... Is majoring in criminal justice.

SINGLE-GAME BESTS

Career Highs: Tackles: 4 vs. San José State (10/21/16); Pass Breakups: 1 vs. Hawai'i (11/5/16).

Thompson's Career Statistics

Defense												
Season	GP	GS	UA	A	TT	TFL	Sk	Int.	PBU	FF	FR	
2016	8	0	5	3	8	0.0	0.0	0	1	0	0	
Career	8	0	5	3	8	0.0	0.0	0	1	0	0	

89 → Fred Trevillion



- ♦ Wide Receiver
- ♦ Junior - Transfer, 6-2, 200
- ♦ Brookhaven, Miss.
- ♦ Brookhaven HS/Southwest Mississippi CC

Re-joined the Aztecs in the spring after spending 2016 at Southwest Mississippi College ... Originally signed with the 2014 Aztec class and played Warrior (safety) in 2014, seeing plenty of time on special teams ... Played wide receiver at SMC last year ... Is listed second at the "X" receiver behind two-year starter Mikah Holder after a good spring.

AT SOUTHWEST MISSISSIPPI CC (2016)

Played in six games for Southwest Mississippi Community College at wide receiver ... Caught eight balls for 231 yards and two touchdowns ... Best game was against Mississippi Gulf Coast, where he had three catches for 148 yards (49.3 avg.) and two touchdowns with a long of 73 yards.

FRESHMAN (TRUE) SEASON (2014)

Played in 12 games on defense as a true freshman, recording five tackles (three solo) ... Did not play in the opener vs. Northern Arizona, but played in each of the final 12 games ... First career game came at North Carolina ... Also logged statless time at Oregon State ... Had his first career tackle (solo) the following week vs. UNLV and had another solo stop at Fresno State the next week ... Did not record a stat in playing time at New Mexico, against Hawai'i and at Nevada ... Had an assisted stop against Idaho ... Came up with a career-high two tackles (one solo) at Boise State ... Did not record a stat vs. Air Force, San José State and against Navy in the Poinsettia Bowl.

HIGH SCHOOL

Twice earned all-state recognition in Mississippi and was a three-time all-region selection ... Caught 42 passes for 824 yards and seven touchdowns as a senior ... Recorded four 100-yard receiving games ... Also saw action at quarterback, punter and on special teams for the Panthers ... Was listed as a two-star recruit by *Scout.com* and *Rivals.com* ... Earned three letters in basketball for Brookhaven High as well.

PERSONAL

Frederick Dionte Trevillion was born Oct. 13, 1994 ... Son of Stephanie Trevillion ... Chose San Diego State out of high school over Louisiana Monroe and drew interest from Arkansas, Mississippi, Mississippi State, Southern Miss, Louisiana Lafayette and Louisiana Tech ... Is majoring in social science.

SINGLE-GAME BESTS

Career Highs: Tackles: 2 at Boise State (11/15/14).

Trevillion's Career Statistics

Defense												
Season	GP	GS	UA	A	TT	TFL	Sk	Int.	PBU	FF	FR	
2014	12	0	3	2	5	0.0	0.0	0	0	0	0	
Career	12	0	3	2	5	0.0	0.0	0	0	0	0	



8 → Quest Truxton



- ◆ Wide Receiver
- ◆ Senior - 1 Letter, 6-0, 185
- ◆ Newport Harbor, Calif.
- ◆ Newport Harbor High/Golden West College

Is named after Jonny Quest, an animated character from the 1960s television show.

- ◆ 2016 Hon. Mention All-Mountain West
- ◆ 2016 SDSU Co-Most Valuable Special Teams Player

At A Glance

► Led the Mountain West with a 9.03 punt return yard average, which ranked 27th in the nation.

► Averaged 11.3 yards per touch last season (second on team, min. 45 touches), rushing twice for 44 yards (22.0 avg.), catching 11 passes for 156 yards (14.2 avg.), returning 30 punts for 271 yards (9.0 avg.) and returning four kickoffs for 61 yards (15.2 avg.).

► Caught a 23-yard Hail Mary with time expiring in the fourth quarter at Wyoming on Nov. 19, 2016.

Speedster with playmaking abilities ... Good route runner, who catches almost anything thrown to him ... Is listed as the starting "Z" receiver and punt returner heading into the 2017 campaign ... Also plays on the kickoff unit ... Father, Lou, named him Quest after Jonny Quest, an animated character from the 1960s television show.

SENIOR SEASON (2017)

Has been named a preseason first-team all-Mountain West pick by both *Athlon Sports* and *Phil Steele Magazine* at punt returner.

JUNIOR SEASON (2016)

Was named an honorable mention all-Mountain West selection ... Also was named SDSU's special teams co-player of the year (with Rashaad Penny) ... Played in all 14 games as a receiver and on special teams ... Had 11 catches for 156 yards (14.2 avg.) with three touchdowns ... Also had two

rushes for 44 yards (22.0 avg.), 30 punt returns for 271 yards (9.0 avg.) and four kick returns for 61 yards (15.3 avg.) ... Led the Mountain West and ranked 27th in the nation in punt return average (9.03) ... The 9.0 punt return average was the second best by an Aztec since 1996 (min. 20 punt returns), while his 271 yards rank as the third most since 1996 ... Logged his first career snaps in the opener vs. New Hampshire off the bench ... Made one catch for 14 yards, and logged time on special teams ... Returned three punts for 16 yards (5.3 avg.) with a long of 12 yards ... Earned the start at punt returner vs. California, where he returned three punts for 46 yards (15.3 avg.) with a long of 25 yards ... Also returned three pooch kicks for 52 yards (17.3 avg.) and added a special teams tackle ... Returned a punt for seven yards, while seeing time at wide receiver and on special teams at Northern Illinois ... Logged significant time at South Alabama, making a 9-yard catch and returning two punts for 33 yards (16.5 avg.) ... Included in the two punt returns was a then career-long 32-yarder ... Added a special teams tackle ...



Truxton's Career Game-By-Game

JUNIOR SEASON - 2016 GAME-BY-GAME / RECEIVING

Date	Opponent	GP	GS	No.	Yds.	Avg.	Lg.	TD	TD Lengths
S.3	New Hampshire	1	0	1	14	14.0	14	0	
S.10	California	1	0	0	0	0.0	0	0	
S.17	at Northern Illinois	1	0	0	0	0.0	0	0	
O.1	at South Alabama	1	0	1	9	9.0	9	0	
O.8	UNLV*	1	0	2	36	18.0	21	0	
O.14	at Fresno State*	1	0	0	0	0.0	0	0	
O.21	San José State*	1	0	0	0	0.0	0	0	
O.28	at Utah State*	1	0	1	10	10.0	10	1	10
N.5	Hawai'i*	1	0	1	9	9.0	9	1	9
N.12	at Nevada*	1	0	1	11	11.0	11	0	
N.19	at Wyoming*	1	0	2	50	25.0	27	1	23
N.26	Colorado State*	1	0	1	8	8.0	8	0	
D.3	at Wyoming@	1	0	1	9	9.0	9	0	
D.1	vs. Houston^	1	1	0	0	0.0	0	0	
2016 SEASON TOTALS		14	1	11	156	14.2	27	3	

JUNIOR SEASON - 2016 GAME-BY-GAME / PUNT RETURNS

Date	Opponent	GP	GS	No.	Yds.	Avg.	Lg.	TD	TD Lengths
S.3	New Hampshire	1		3	16	5.3	12	0	
S.10	California	1	*	3	52	17.3	25	0	
S.17	at Northern Illinois	1	*	1	7	7.0	7	0	
O.1	at South Alabama	1	*	2	33	16.6	32	0	
O.8	UNLV*	1	*	5	44	8.8	29	0	
O.14	at Fresno State*	1	*	1	0	0.0	0	0	
O.21	San Jose State*	1	*	2	20	10.0	15	0	
O.28	at Utah State*	1	*	0	0	0.0	0	0	
N.5	Hawai'i*	1	*	4	71	17.8	41	0	
N.12	at Nevada*	1	*	1	-1	-1.0	0	0	
N.19	at Wyoming*	1	*	1	6	6.0	6	0	
N.26	Colorado State*	1	*	1	6	6.0	6	0	
D.3	at Wyoming@	1	*	3	5	1.7	3	0	
D.17	vs. Houston^	1	*	3	14	4.7	16	0	
2016 SEASON TOTALS		14	13	30	271	9.0	41	0	

Bold indicates season high. * - Mountain West game. @ - 2016 Mountain West Championship (War Memorial Stadium; Laramie, Wyo.). ^ - 2016 Las Vegas Bowl (Sam Boyd Stadium; Las Vegas, Nev.). GS - * in this category the player was on the field the first time San Diego State was in the punt return formation.

Quest Truxton - Inside The Numbers

HIGHEST PUNT RETURN AVERAGE FOR A SDSU PLAYER SINCE 1996 / SEASON (MIN. 20 PR)

Rk.	Name	Year	Cl.	PR.	Yds.	Avg.
1.	LeAndrew Childs	1996	Jr.	22	332	15.09
2.	► Quest Truxton	2016	Jr.	30	271	9.03
3.	Kyle Conerly	2004	Sr.	22	195	8.86
4.	Sean Pierce	2000	Sr.	28	230	8.21
5.	Kyle Conerly	2003	Jr.	30	231	7.70

MOST PUNT RETURN YARDS FOR A SDSU PLAYER SINCE 1996 / SEASON

Rk.	Name	Year	Cl.	PR.	Yds.	Avg.
1.	LeAndrew Childs	1996	Jr.	22	332	15.09
2.	Damon Gourdine	1998	Jr.	16	294	18.38
3.	► Quest Truxton	2016	Jr.	30	271	9.03
4.	Kyle Conerly	2003	Jr.	30	231	7.70
5.	Sean Pierce	2000	Sr.	28	230	8.21

Played again vs. UNLV, making a career-high two catches for a then career-best 36 yards (18.0 avg.) with a long of 20 yards ... Also returned five punts for 44 yards (8.8

avg.) with a long of 29 yards ... Returned one punt for zero yards at Fresno State ... Returned two punts for 20 yards (10.0 avg.) against San José State ... Had a 10-yard

Aztec Players

SEVEN STRAIGHT BOWL GAME APPEARANCES ► 21 CONFERENCE CHAMPIONSHIPS



touchdown catch and a 21-yard rush at Utah State ... The touchdown was the first of his career and gave SDSU a 17-7 lead ... The rushing attempt was the first of his career ... Had good all-around game against Hawai'i with a 9-yard touchdown catch, a career-long 23-yard run and four punt returns for 73 yards ... The touchdown was the second of his career and second straight game with a touchdown catch ... Set career highs in punt return yards (73), punt return average (18.3) and all-purpose yards (105) ... Made an 11-yard catch at Nevada ... Also returned one punt, but lost a yard on the play ... Caught two passes for a career-high 50 yards and a touchdown, while adding a 6-yard punt return ... The touchdown was the third of his career and came on a 23-yard Hail Mary with time expiring in the fourth quarter ... Set career highs in receptions (tied), receiving yards (50), and touchdowns (1, tied) ... Had a career-long 27-yard catch during the game ... Had an 8-yard catch and a 6-yard punt return against Colorado State ... Also had a career-high three tackles - one on each of the Rams' first three kickoffs ... Caught a 9-yard pass off the bench at Wyoming in the MW Championship game, and returned three punts for five yards (1.3 avg.) ... Earned his first career start against Houston in the Las Vegas Bowl, but did not record a catch ... Returned three punts for 14 yards (4.7 avg.) with a long of 16 yards.

AT GOLDEN WEST COLLEGE (2014-15)

Was a Region III All-California first-team offense honoree in 2015 after leading Golden West with 68 receptions ... Ranked second with 902 receiving yards and 10 touchdowns, averaging 82 yards per game ... Golden West posted an 8-3 mark in 2015, ranked as high as third in the nation and first in California ... As a freshman in 2014, recorded 841 yards on 50 receptions (76.5 yards per game) with eight touchdowns en route to a Southern League first-team offense accolade.

HIGH SCHOOL

Was the 2013 Newport-Mesa Dream Team All-Purpose Player of the Year, Sunset League Offensive Player of the Year and All-CIF Southern Section Southwest Division honoree as a senior at Newport Harbor High ... Set school single-season records for receptions (83), receiving yards (1,325) and touchdown catches (17) and posted 20 total touchdowns as a senior to help lead the Sailors to the Southwest Division title game.

PERSONAL

Quest Joseph Truxton was born Sept. 21, 1996, in Newport Beach, Calif. ... Son of Lou and Eileen Truxton ... Is the youngest of four siblings ... Is majoring in social science.

SINGLE-GAME BESTS

Career Highs: Receptions: 2 at Wyoming (11/19/16), vs. UNLV (10/8/16); Receiving Yards: 50 at Wyoming (11/19/16); Receiving Touchdowns: 1 at Wyoming (11/19/16), vs. Hawai'i (11/5/16), at Utah State (10/28/16); Long Reception: 27 at Wyoming (11/19/16); Carries: 1 vs. Hawai'i (11/5/16), at Utah State (10/28/16); Rushing Yards: 23 vs. Hawai'i (11/5/16); Long Rush: 23 vs. Hawai'i (11/5/16); Punt Returns: 5 vs. UNLV (10/8/16); Punt Return Yards: 73 vs. Hawai'i (11/5/16); Long Punt Return: 41 vs. Hawai'i (11/5/16); Kick Returns: 3 vs. California (9/10/16); Kick Return Yards: 52 vs. California (9/10/16); Long Kick Return: 20 vs. California (9/10/16); Tackles: 3 vs. Colorado State (11/26/16).

Truxton's Career Statistics

Receiving									
Season	GP	GS	Rec.	Yds.	Avg.	Long	TD	Rec/Gm	Yds/Gm.
2016	14	1	11	156	14.2	27	3	0.8	11.1
Career	14	1	11	156	14.2	27	3	0.8	11.1

Punt Returns								All-Purpose	
Season	GP	GS	No.	Yds.	Avg.	Long	TD	Total	Yds/Gm.
2016	14	13	30	271	9.0	41	0	532	38.0
Career	14	13	30	271	9.0	41	0	532	38.0

53 → Douglas Tucker II



- ♦ Offensive Line
- ♦ Freshman - Redshirt, 6-5, 300
- ♦ Dallas, Texas
- ♦ Parish Episcopal High

Young, athletic offensive tackle who could fight for playing time as a redshirt freshman this year ... Is listed second on the depth

chart at right tackle behind junior Ryan Pope after spring drills.

REDSHIRT SEASON (2016)

Utilized his redshirt season.

HIGH SCHOOL

Played four years at Parish Episcopal High School in Dallas, Texas ... Excelled on both sides of the line ... Led the Panthers to a 11-2 record in 2015, including a 6-1 mark in league play ... Was an all-state and all-district selection ... Was a three-star recruit by Scout and a two-star recruit by Rivals as an offensive lineman ... Also a three-star recruit by 247sports as a defensive tackle ... Scout rated him as the 13th-best offensive tackle in talent-laden Texas ... Received a grade of 81 by 247sports ... Was also a member of the track and field team.

PERSONAL

Douglas Jerome Tucker II was born Dec. 13, 1997, in Dallas on Dec. 13, 1997 ... Son of Douglas Tucker and Darlene Stephens-Tucker ... Also received offers from UMass, Nevada, New Mexico, North Texas, Texas State, UTSA and Tulane ... A communication major.

41 → Dakota Turner



- ◆ Defensive Line
- ◆ Senior - 3 Letters, 6-3, 250
- ◆ Mililani, Hawaii
- ◆ Mililani High

Started the first three games at fullback in 2016 before moving over to defensive end in the fourth game of the season.

At A Glance

► One of four Aztecs from the state of Hawaii, all of whom play defense (also junior linebacker Ronley Lakalaka, and true freshmen linebackers Andrew Aleki and Seyddrick Lakalaka).

► His father, Larry, is retired from the Marines and is now a police officer.

► Aztecs were 3-0 last year when he started at fullback.

► Made a career-high seven tackles (later tied it) in his first game of the 2016 season at defensive end at South Alabama.

Tough, athletic body, who made the move from linebacker to defensive line in the spring of 2014 ... Worked up to the backup spot at right defensive end after spring drills, where he remained over the 2014 season and in 2015 ... Then moved to fullback in the 2016 fall camp, where he started the first three games, before moving back to defensive line at South Alabama ... Is listed as the

starting right defensive end heading into the 2017 campaign.

JUNIOR SEASON (2016)

Started the first three games at fullback before switching to defensive end for the final 11 ... Had not found the stat sheet except for a tackle on special teams before switching positions ... Finished with 40 tackles total on the year, five tackles for loss, two sacks, a forced fumble, two pass breakups and five quarterback hurries ... Earned his first career start in his first-ever game on the offensive side of the ball when he started at fullback in the opener vs. New Hampshire ... Did not record a stat ... Also started vs. California, but did not find the stat sheet ... Logged a special teams tackle at Northern Illinois while starting at fullback for a third straight game ... Played for the first time of the season at defensive end at South Alabama, making a career-high seven tackles off the bench ... Appeared in his second game at defensive end, recording his first career pass breakup and a adding a quarterback hurry ... Registered four tackles, including a tackle for loss, off the bench at Fresno State ... Came up



Turner's Career Game-By-Game

DEFENSE

FRESHMAN SEASON - 2014 GAME-BY-GAME

Date	Opponent	GP	GS	UA	A	TT	TFL	Sk.	Int.	PBU	FF	FR
A.30	Northern Arizona	1	0	0	0	0	0.0	0.0	0	0	0	0
S.6	at 21/23 No. Carolina	--- Did Not Play ---										
S.20	at Oregon State	1	0	1	0	1	0.0	0.0	0	0	0	0
S.27	UNLV*	1	0	2	0	2	1.0	1.0	0	0	0	0
O.3	at Fresno State*	1	0	3	0	3	0.0	0.0	0	0	0	0
O.10	at New Mexico*	1	0	1	0	1	1.0	1.0	0	0	0	0
O.18	Hawaii†*	1	0	1	0	1	0.0	0.0	0	0	0	0
N.1	at Nevada*	1	0	1	0	1	0.0	0.0	0	0	0	0
N.8	Idaho	1	0	2	1	3	0.0	0.0	0	0	0	0
N.15	at Boise State*	1	0	2	1	3	0.5	0.0	0	0	0	0
N.21	Air Force*	1	0	0	0	0	0.0	0.0	0	0	0	0
N.29	San José State*	1	0	1	2	3	0.0	0.0	0	0	0	0
D.23	Navy#	1	0	0	0	0	0.0	0.0	0	0	0	0
2014 SEASON TOTALS		12	0	14	4	18	2.5	2.0	0	0	0	0

SOPHOMORE SEASON - 2015 GAME-BY-GAME

Date	Opponent	GP	GS	UA	A	TT	TFL	Sk.	Int.	PBU	FF	FR
S.5	San Diego	1	0	0	2	2	0.0	0.0	0	0	0	0
S.12	at California	1	0	2	2	4	0.0	0.0	0	0	0	0
S.19	South Alabama	1	0	2	4	6	2.0	0.0	0	0	0	0
S.26	at Penn State	1	0	0	1	1	0.0	0.0	0	0	0	0
O.3	Fresno State*	1	0	2	0	2	2.0	0.0	0	0	0	0
O.10	at Hawai'i*	1	0	0	0	0	0.0	0.0	0	0	0	0
O.17	at San José State*	--- Did Not Play - Injured ---										
O.23	Utah State*	--- Did Not Play - Injured ---										
O.31	at Colorado State*	--- Did Not Play - Injured ---										
N.14	Wyoming*	--- Did Not Play - Injured ---										
N.21	at UNLV*	--- Did Not Play - Injured ---										
N.28	Nevada*	--- Did Not Play - Injured ---										
D.5	Air Force``	--- Did Not Play - Injured ---										
D.24	vs. Cincinnati%	--- Did Not Play - Injured ---										
2015 SEASON TOTALS		6	0	6	9	15	4.0	0.0	0	0	0	0

JUNIOR SEASON - 2016 GAME-BY-GAME

Date	Opponent	GP	GS	UA	A	TT	TFL	Sk.	Int.	PBU	FF	FR
S.3	New Hampshire	1	0	0	0	0	0.0	0.0	0	0	0	0
S.10	California	1	0	0	0	0	0.0	0.0	0	0	0	0
S.17	at Northern Illinois	1	0	1	0	1	0.0	0.0	0	0	0	0
O.1	at South Alabama	1	0	0	7	7	0.0	0.0	0	0	0	0
O.8	UNLV*	1	0	0	0	0	0.0	0.0	0	1	0	0
O.14	at Fresno State*	1	0	1	3	4	1.0	0.0	0	0	0	0
O.21	San José State*	1	0	4	0	4	1.0	1.0	0	0	0	0
O.28	at Utah State*	1	0	1	3	4	1.5	1.0	0	0	1	0
N.5	Hawaii*	1	0	0	1	1	0.0	0.0	0	0	0	0
N.12	at Nevada*	1	0	1	2	3	0.5	0.0	0	0	0	0
N.19	at Wyoming*	1	0	2	5	7	0.0	0.0	0	1	0	0
N.26	Colorado State*	1	0	2	1	3	0.0	0.0	0	0	0	0
D.3	at Wyoming@	1	0	0	2	2	0.0	0.0	0	0	0	0
D.17	vs. Houston^	1	0	2	2	4	1.0	0.0	0	0	0	0
2016 SEASON TOTALS		14	0	14	26	40	5.0	2.0	0	2	1	0

OFFENSE

JUNIOR SEASON - 2016 GAME-BY-GAME / RUSHING

Date	Opponent	GP	GS	No.	Yds.	Avg.	Lg.	TD	TD Lengths
S.3	New Hampshire	1	1	0	0	0.0	0	0	
S.10	California	1	1	0	0	0.0	0	0	
S.17	at Northern Illinois	1	1	0	0	0.0	0	0	
O.1	South Alabama	--- Played on Defense ---							
O.8	UNLV*	--- Played on Defense ---							
O.14	at Fresno State*	--- Played on Defense ---							
O.21	San José State*	--- Played on Defense ---							



Dakota Turner - Inside The Numbers

MOST CAREER TACKLES FOR LOSS AMONG CURRENT SDSU PLAYERS

Pl.	Name	GP*	TFL
1.	Noble Hall	25	12.0
2.	► Dakota Turner	29	11.5
3.	Randy Ricks	13	8.0
4.	Ryan Dunn	25	6.0
5.	Sergio Phillips	23	5.5
	Trey Lomax	31	5.5

* on defense

with four tackles (all solo) and a 9-yard sack (and tackle for loss) ... It was his first sack of his career ... Had a good all-around game at Utah State, making four tackles, 1.5 tackles for loss, a 4-yard sack and a forced fumble ... The 1.5 tackles for loss were a season high, while the forced fumble was the first of his career ... Registered an assisted tackle and two quarterback hurries in extensive time off the bench vs. Hawai'i ... Made three stops (one solo) with 0.5 tackles for loss and a quarterback hurry at Nevada ... Tied a career high with seven tackles off the bench at Wyoming, while adding a pass breakup and a quarterback hurry ... Had three tackles (two solo) off the bench against Colorado State ... Registered two assisted stops in a reserve role at Wyoming in the

MW Championship game ... Came up with four tackles (two solo), including a 3-yard tackle for loss, vs. Houston in the Las Vegas Bowl.

SOPHOMORE SEASON (2015)

Had 15 tackles, four tackles for loss and a quarterback hurry on the season in just six games off the bench ... Came up with two assisted tackles off the bench against San Diego in the opener ... Also added a quarterback hurry ... Had four tackles (two solo) in a reserve role at California ... Had arguably the best game of his career vs. South Alabama, setting career highs in tackles (six) and tackles for loss (2.0) ... Came up with an assisted tackle at Penn State in a reserve role ... Made two tackles - both solo and for a loss - vs. Fresno State ... The two tackles for loss matched a career best ... Logged snaps at Hawai'i, including time on special teams, before injuring his left knee and being forced to miss the rest of the season ... Those games included MW contests at San José State, vs. Utah State, at Colorado State, vs. Wyoming, at UNLV and against Nevada, as well as the MW Championship game vs. Air Force and the Hawai'i Bowl vs. Cincinnati.

FRESHMAN SEASON (2014)

Logged his first career snaps in his second season at SDSU ... Had 18 tackles (14 solo), including 2.5 TFL, two sacks and four quarterback hurries in 12 games on the season ... Played in the opener vs. Northern Arizona,

O.28.	at Utah State*	---	Played on Defense ---
N.5	Hawai'i*	---	Played on Defense ---
N.12	at Nevada*	---	Played on Defense ---
N.19	at Wyoming*	---	Played on Defense ---
N.26	Colorado State*	---	Played on Defense ---
D.3	at Wyoming@	---	Played on Defense ---
D.17	vs. Houston^	---	Played on Defense ---

2016 SEASON TOTALS **14** **3** **0** **0** **0.0** **0** **0**

*Bold indicates season high. * - Mountain West game. # - 2014 San Diego County Credit Union Poinsettia Bowl (Qualcomm Stadium; San Diego, Calif.). ^^ - 2015 Sports Authority Mountain West Championship (Qualcomm Stadium; San Diego, Calif.). % - 2015 Hawai'i Bowl (Aloha Stadium; Honolulu, Hawaii). @ - 2016 Mountain West Championship (War Memorial Stadium; Laramie, Wyo.). ^ - 2016 Las Vegas Bowl (Sam Boyd Stadium; Las Vegas, Nev.).*

but did not record a stat ... Was on the travel squad, but did not play at No. 21/23 North Carolina ... Made his first career tackle, a solo stop, off the bench at Oregon State ... Had a breakout game against UNLV, making two solo stops and his first career sack (and TFL) ... Also had a quarterback hurry ... Had a career-high three stops (all solo) and a quarterback hurry at Fresno State ... Had another good outing at New Mexico, making one tackle, which was a 5-yard sack (and TFL) ... Came up with one tackle off the pine against Hawai'i ... Finished with another solo stop at Nevada in a reserve role ... Tied a career high with three tackles (two solo) off the bench against Idaho with a quarterback hurry ... Made three stops (two solo) and 0.5 TFL at Boise State in another game off the bench ... Also added a quarterback hurry ... Logged snaps against Air Force without finding the stat sheet ... Tied a career high with three tackles (one solo) off the bench against San José State ... Logged statless time vs. Navy in the Poinsettia Bowl.

REDSHIRT SEASON (2013)

Redshirted his first season on The Mesa.

HIGH SCHOOL

Was recruited as a linebacker after also playing as a defensive end and tight end at Mililani High ... Helped the Trojans to a 10-3 record, including a 5-1 league mark as a senior in 2012 ... Was a first-team all-state pick as a senior ... A first-team all-league pick

as a senior and second-team selection in 2011 ... Also an honorable mention all-Hawaii pick ... Was named to the Department of Defense All-America Team in 2011 ... Picked for the ESPN All-Hawaii team in 2011 ... A three-star recruit by *Scout.com*, ESPN and *247sports.com* ... Received an 80 grade by 247Sports, and was ranked as the 73rd-best tight end in the country and eighth out of all Hawaii recruits (regardless of position) ... Was ranked the 83rd-best defensive end by Scout ... Got a scout grade of 72 by ESPN and was listed as the 10th-best recruit in Hawaii ... Rivals had him as the ninth-best recruit in Hawaii.

PERSONAL

Dakota Justice Turner was born March 5, 1995, in Camp Lejeune, N.C. ... Son of Larry and Diane Turner ... Also got offers from Army West Point and Weber State, and was shown interest by Arizona State, Colorado, Hawai'i, Nevada, New Mexico State, Oregon, SMU, Utah State, Vanderbilt, Washington and Washington State ... Is majoring in social science.

SINGLE-GAME BESTS

Career Highs: Tackles: 7 at Wyoming (11/19/16), at South Alabama (10/1/16); Tackles For Loss: 2.0 vs. Fresno State (10/3/15), vs. South Alabama (9/19/15); Sacks: 1.0, four times; Pass Breakups: 1 at Wyoming (11/19/16), vs. UNLV (10/8/16); Forced Fumbles: 1 at Utah State (10/28/16).

Turner's Career Statistics

Defense

Season	GP	GS	UA	A	TT	TFL	Sk	Int.	PBU	FF	FR
2014	12	0	14	4	18	2.5	2.0	0	0	0	0
2015	6	0	6	9	15	4.0	0.0	0	0	0	0
2016	14	0	14	26	40	5.0	2.0	0	2	1	0
Career	32	0	34	39	73	11.5	4.0	0	2	1	0

Offense

Season	GP	GS	Rushing					Receiving				
			Att.	Yds.	TD	Lg.	Avg.	No.	Yds.	Avg.	TD	Lg.
2016	14	3	0	0	0	0	0.0	0	0	0.0	0	0
Career	14	3	0	0	0	0	0.0	0	0	0.0	0	0

38 → Alex Valenzuela



- ◆ Fullback
- ◆ Senior - Squad, 6-0, 250
- ◆ Chula Vista, Calif.
- ◆ Otay Ranch High

Big, walk-on fullback who will look to see action for the first time in his final season in 2017 ... Is listed fourth on the depth chart after not joining the team until 2016.

JUNIOR SEASON (2016)

Did not play during the season.

HIGH SCHOOL

Played offensive tackle at Otay Ranch High for his senior season under head coach Anthony Lacsina ... Also wrestled for two years and competed in track and field (shot put and discus throw) for three years with the

Mustangs ... Won the 2013 Metro League title in wrestling at his weight class and in the discus in track and field.

PERSONAL

Alejandro Valenzuela Hagstotz was born May 9, 1995, in Querétaro, Mexico ... Son of Francisco and Remy Valenzuela ... Is majoring in mechanical engineering.



35 → Grady Vazquez



- ◆ Fullback
- ◆ Freshman - Redshirt, 6-1, 235
- ◆ Ramona, Calif.
- ◆ Ramona High

Walk-on fullback who is recovering from a knee injury, which saw him miss all of last year and the ensuing spring campaign ... Is listed fifth on the depth chart.

REDSHIRT SEASON (2016)

Redshirted his first season on The Mesa.

HIGH SCHOOL

Lettered four seasons at Ramona High School in nearby Ramona, Calif. ... Was a first-team all-Palomar League performer as a defensive lineman as a senior in 2015 and a second-team pick as a junior ... Earned the team's MVP and Defensive Lineman-of-the-Year award in 2015 ... Was a two-time powerlifting state champion as well ... Also competed on the track and field team for one season.

PERSONAL

Grady Vazquez was born April 27, 1998, in Poway, Calif. ... Son of Toby and Kristin Vazquez ... Is majoring in criminal justice.

87 → Kahale Warring



- ◆ Tight End
- ◆ Sophomore - Squad, 6-6, 250
- ◆ Sonora, Calif.
- ◆ Sonora High

Had two career catches, both for touchdowns, in just four games played.

Warring's Career Game-By-Game

FRESHMAN SEASON - 2016 GAME-BY-GAME / RECEIVING

Date	Opponent	GP	GS	No.	Yds.	Avg.	Lg.	TD	TD Lengths
S.3	New Hampshire	1	0	0	0	0.0	0	0	
S.10	California	1	0	0	0	0.0	0	0	
S.17	at Northern Illinois	1	0	1	5	5.0	5	1	5
O.1	at South Alabama	1	0	1	12	12.0	12	1	12
O.8	vs. UNLV*	---	---	---	---	---	---	---	---
O.14	at Fresno State*	---	---	---	---	---	---	---	---
O.21	vs. San José State*	---	---	---	---	---	---	---	---
O.28	at Utah State*	---	---	---	---	---	---	---	---
N.5	Hawai'i*	---	---	---	---	---	---	---	---
N.12	at Nevada*	---	---	---	---	---	---	---	---
N.19	at Wyoming*	---	---	---	---	---	---	---	---
N.26	Colorado State*	---	---	---	---	---	---	---	---
D.3	at Wyoming@	---	---	---	---	---	---	---	---
D.17	vs. Houston^	---	---	---	---	---	---	---	---

2016 SEASON TOTALS 4 0 2 17 8.5 12 2

*Bold indicates season high. * - Mountain West game. @ - 2016 Mountain West Championship (War Memorial Stadium; Laramie, Wyo.). ^ - 2016 Las Vegas Bowl (Sam Boyd Stadium; Las Vegas, Nev.).*

MaxPreps ... Helped the Wildcats to an 11-2 record, including a perfect 6-0 league mark ... Also excelled in basketball, averaging 19.6 points and 10.8 rebounds as a senior, earning the league's MVP award ... Was also an all-conference pick in water polo ... Previously played tennis, and was a member of the cross country and swimming teams.

PERSONAL

Kahale Kuio Kalani Michael Wodehouse Warring was born March 23, 1997, in Sonora, Calif. ... Son of Lloyd and Nichole Longeway ... Was also recruited by Nevada and Sacramento State ... Is majoring in communication.

At A Glance

► Full name is Kahale Kuio Kalani Michael Wodehouse Warring.

► Both of his catches last year - a 5-yarder at Northern Illinois and a 12-yarder at South Alabama - went for touchdowns.

► Despite only playing four games last year and missing the final 10 with a foot injury, ranked fifth on the team with two touchdown catches.

Pronounced Kah-HALL-ay WHERE-ing ... Big tight end who has shown drastic improvement since arriving on campus in 2015 ... Put on 25 pounds of muscle last year to get to 245 and added five more to get to 250 for 2017 ... Was listed as the backup on the depth chart at tight end vs. UNLV in the fifth game of last season before suffering a season-ending injury in practice that week ... Is third on the depth chart heading into 2017.

FRESHMAN SEASON (2016)

Played in the team's first four games before a season-ending injury to his foot, making two catches - both for touchdowns ... Had two receptions for 17 yards (8.5 avg.) ... Played for the first time of his career in the opener against New Hampshire, but did not make the stat sheet ... Logged statless time once again vs. California ... Caught his first career pass at Northern Illinois, which was a 5-yard touchdown catch on 4th and 2 to put SDSU up, 21-0, early in the second quarter ... Caught a 12-yard touchdown pass to put SDSU up, 24-21, at South Alabama ... It was his second straight game with a catch (and touchdown catch) ... Did not play against UNLV after injuring his foot in practice during the week ... Also missed the rest of the season with the injury.

REDSHIRT SEASON (2015)

Redshirted his first season at SDSU.

HIGH SCHOOL

Played just one year of football at Sonora High in Sonora, Calif. ... Earned all-league accolades in his one season, catching 21 balls for 548 yards (26.1 avg.), according to

Warring's Career Statistics

Receiving									
Season	GP	GS	Rec.	Yds.	Avg.	Long	TD	Rec/Gm	Yds/Gm.
2016	4	0	2	17	8.5	12	2	0.5	4.3
Career	4	0	2	17	8.5	12	2	0.5	4.3



29 → Juwan Washington



- ◆ Running Back
- ◆ Sophomore - 1 Letter, 5-7, 190
- ◆ Kennedale, Texas
- ◆ Kennedale High

Led all Aztecs last year with 11.9 yards per touch (min. 45 touches).

- ◆ 2016 SDSU Co-Outstanding Freshman Award

At A Glance

► Shared the team's Freshman-of-the-Year award with tight end Parker Houston.

► Was one of only five freshman players in the country last year with at least five rushing touchdowns and one receiving score, and one of two with a kick return touchdown as well.

► Averaged 8.0 yards per rushing attempt last year, the highest mark by an Aztec since at least 1996 (min. 55 attempts).

► The 8.0 yards per rushing attempt ranked fifth in the country (min. 55 attempts).

► Had a streak of five straight games with at least one touchdown last season (Nov. Oct. 28-Nov. 26).

► Became the 76th Aztec in program history with a 100-yard rushing game at Utah State last year, rushing 14 times for 137 yards (9.8 avg.) and two touchdowns.

► Had longs last year of a 92-yard kick return (for a touchdown), an 81-yard rush (for a touchdown) and a 44-yard catch.

Speedster who is not afraid of contact ... Has a great blend of speed and power ... Is second on the running back depth chart heading into the 2017 season ... Also sees action in the return game.

SOPHOMORE SEASON (2017)

Has been named a preseason all-Mountain West fourth-team selection at running back by *Athlon Sports* and a fourth-team pick at kick returner by *Phil Steele Magazine*.

FRESHMAN SEASON (2016)

Earned the team's outstanding freshman award (with Parker Houston) ... Earlier was named "SDSU's Top Newcomer" by *Lindy's Sports* ... Played in the team's 14 games

with one start, rushing 55 times for 441 yards (8.0 avg.) and six touchdowns, catching three passes for 72 yards (24.0 avg.) and returning 10 kicks for 293 yards (29.3 avg.) and another score ... Was one of only five freshman players in the country with at least five rushing touchdowns and one receiving touchdown, and one of two with a kick return as well ... His 8.0 yards per rush was the highest by an Aztec since at least 1996 (min. 55 attempts) ... The 8.0 yards per attempt also ranked fifth in the country (min. 55 attempts) ... Ranked second in the MW and eighth in the nation in kick return touchdowns (1) ... Had at least one touchdown in five consecutive games until not scoring in the MW Championship game at Wyoming ... Logged his first career snaps in the opener against New Hampshire, rushing four times for nine yards (2.3 avg.), and seeing time on special teams ... Rushed four times for 28 yards (7.0) with a long of 11 yards against California ... Did not get any carries at Northern Illinois, but returned three kicks for 93 yards (31.0 avg.), including a long of 53 yards ... Logged statless time at South Alabama ... Rushed five times for 13 yards against UNLV, averaging 2.6 yards per carry and returned a kick for 15 yards ... Did not record a stat in action at Fresno State ... Rushed for 22 yards on six carries with a then season-long of 12 yards vs. San José State and caught his first pass as an Aztec for four yards ... Rushed 14 times for 137 yards (9.8 avg.) and two touchdowns at Utah State ... It was his first career 100-yard rushing game (76th Aztec with a 100-yard game in school history) ... Set career highs in rushing yards, touchdowns, carries and long rush (then a career long of 64 yards) ... Scored his first two career touchdowns ... Rushed five times for 48 yards (9.6 avg.) and a touchdown and added a 24-yard touchdown catch in time against Hawai'i ... It was his first career touchdown catch ... Had multiple touchdowns for the second straight game ... Set career highs in receptions (1, tied), receiving yards (24) and long reception (24 yards) ... Rushed five times for 70 yards (14.0 avg.) and a touchdown at Nevada with a long of 45 yards ... Also returned two short kicks for 29 yards (14.5 avg.) ... Rushed once for 14 yards, had a 44-yard catch and returned two kicks for 100 yards, including a

Washington's Career Game-By-Game

FRESHMAN SEASON - 2016 GAME-BY-GAME / RUSHING

Date	Opponent	GP	GS	No.	Yds.	Avg.	Lg.	TD	TD Lengths
S.3	New Hampshire	1	0	4	9	2.25	4	0	
S.10	California	1	0	4	28	7.00	11	0	
S.17	at Northern Illinois	1	0	0	0	0.00	0	0	
O.1	at South Alabama	1	0	0	0	0.00	0	0	
O.8	UNLV*	1	0	5	13	2.60	10	0	
O.14	at Fresno State*	1	0	0	0	0.00	0	0	
O.21	San José State*	1	0	6	22	3.67	12	0	
O.28	at Utah State*	1	0	14	137	9.79	64	2	39, 1
N.5	Hawai'i*	1	0	5	48	9.60	20	1	20
N.12	at Nevada*	1	0	5	70	14.00	45	1	45
N.19	at Wyoming*	1	0	1	14	14.00	14	0	
N.26	Colorado State*	1	1	6	92	15.33	81	1	81
D.3	at Wyoming@	1	0	2	0	0.00	3	0	
D.17	vs. Houston^	1	0	3	8	2.67	7	1	7
2016 SEASON TOTALS		14	1	55	441	8.02	81	6	

FRESHMAN SEASON - 2016 GAME-BY-GAME / RECEIVING

Date	Opponent	GP	GS	No.	Yds.	Avg.	Lg.	TD	TD Lengths
O.21	San José State*	1	0	1	4	4.0	4	0	
N.5	Hawai'i*	1	0	1	24	24.0	24	1	24
N.19	at Wyoming*	1	0	1	44	44.0	44	0	
2016 SEASON TOTALS		14	1	3	72	24.0	44	1	

FRESHMAN SEASON - 2016 GAME-BY-GAME / KICK RETURNS

Date	Opponent	GP	GS	No.	Yds.	Avg.	Lg.	TD	TD Lengths
S.3	New Hampshire	1		0	0	0.0	0	0	
S.10	California	1		0	0	0.0	0	0	
S.17	at Northern Illinois	1		3	93	31.0	53	0	
O.1	at South Alabama	1		0	0	0.0	0	0	
O.8	UNLV*	1		1	15	15.0	15	0	
O.14	at Fresno State*	1		0	0	0.0	0	0	
O.21	San José State*	1		0	0	0.0	0	0	
O.28	at Utah State*	1		0	0	0.0	0	0	
N.5	Hawai'i*	1		0	0	0.0	0	0	
N.12	at Nevada*	1		2	29	14.5	17	0	
N.19	at Wyoming*	1		2	100	50.0	92	1	92
N.26	Colorado State*	1		2	58	28.0	29	0	
D.3	at Wyoming@	1		0	0	0.0	0	0	
D.1	vs. Houston^	1		0	0	0.0	0	0	
2016 SEASON TOTALS		14	0	10	293	29.3	92	1	

Bold indicates season high. * - Mountain West game. @ - 2016 Mountain West Championship (War Memorial Stadium; Laramie, Wyo.). ^ - 2016 Las Vegas Bowl (Sam Boyd Stadium; Las Vegas, Nev.). GS - * in this category the player was on the field the first time San Diego State was in the kick return formation.

Juwan Washington - Inside The Numbers

HIGHEST RUSHING YARD AVERAGE (MIN. 10 ATT.) SINCE 1996 / SDSU SEASON

Pl.	Name	Year	Cl.	Att.	Yds.	TD	Avg.
1.	► Juwan Washington	2016	Fr.	55	441	6	8.02
2.	Rashaad Penny	2016	Jr.	136	1,018	11	7.49
3.	Justin Watson	1996	Jr.	64	434	5	6.78
4.	Donnel Pumphrey	2014	So.	276	1,867	20	6.76
5.	DeAngelo Nedd	2003	Sr.	15	96	2	6.40

HIGHEST RUSHING YARD AVERAGE (MIN. 55 ATT.) IN 2016 / NCAA FBS

Rk.	Name	Team	Att.	Yds.	TD	Avg.
1.	Quadree Henderson	Pittsburgh	60	631	5	10.52
2.	Ty Johnson	Maryland	110	1,004	6	9.13
3.	Teriyon Gipson	New Mexico	145	1,269	13	8.75
4.	Tim McVey	Air Force	83	708	10	8.53
5.	► Juwan Washington	San Diego State	55	441	6	8.02

Juwan Washington - Inside The Numbers

HIGHEST YARDS PER TOUCH AVERAGE (RUSH/REC/PR/KR) FOR A SDSU PLAYER IN 2016 (MIN. 40 TOUCHES)

Pl.	Name	Touches	Avg.
1.	► Juwan Washington	68	11.9
2.	Quest Truxton	47	11.3
3.	Rashaad Penny	171	10.9
4.	Donnel Pumphrey	377	6.3
5.	Christian Chapman	71	0.9

92-yard touchdown, at Wyoming ... The kick return touchdown was the first of his career ... Also set career highs in kick return yards (100), receiving yards (44) and long reception (44) ... Rushed six times for 92 yards, including an 81-yard rushing touchdown vs. Colorado State ... The 81-yard rush was the longest of his career ... Had seven touchdowns (five rushing, one receiving and one kick return), all over the previous five games ... Rushed two times for zero yards in the

MW Championship game at Wyoming ... Carried three times for eight yards, including a 7-yard touchdown against Houston in the Las Vegas Bowl.

REDSHIRT SEASON (2015)

Redshirted his true freshman year at SDSU.

HIGH SCHOOL

Racked up big numbers at Kennedale High School, where he won three varsity letters ... Rushed for 5,139 yards and 75 touchdowns with an average of 9.5 yards per carry during his career, according to MaxPreps ... Eclipsed the 300-yard mark five times in 24 games as a prep ... Also combined for 836 yards on kickoff returns ... Earned second-team all-state honors after running for 2,695 yards and 39 scores during his senior season, leading the Wildcats to a 12-1 overall record and an appearance in the UIL Conference 4A Regionals ... Rated as a three-star recruit by Scout, 247sports and ESPN, and a two-star recruit by Rivals ... Earned a grade of 82 by 247sports and a 74 from ESPN.



PERSONAL

Juwan Xavier Washington was born Nov. 19, 1996, in Fort Worth, Texas ... Son of Katrina Smith ... Picked SDSU over other offers from Houston, Arkansas State, Louisiana-Monroe and Texas State ... Also received recruiting interest from numerous other schools, including Arkansas, Baylor, Brigham Young, Duke, Kansas State, Minnesota, Notre Dame, Oklahoma, TCU and USC, among others ... Is majoring in interdisciplinary studies.

(10/28/16); Rushing Yards: 137 at Utah State (10/28/16); Rushing Touchdowns: 2 at Utah State (10/28/16); Long Rush: 81 vs. Colorado State (11/26/16); Receptions: 1 at Wyoming (11/19/16), vs. Hawai'i (11/5/16), vs. San José State (10/21/16); Receiving Yards: 44 at Wyoming (11/19/16); Receiving Touchdowns: 1 vs. Hawai'i (11/5/16); Long Reception: 44 at Wyoming (11/19/16); Kick Returns: 3 at Northern Illinois (9/17/16); Kick Return Yards: 100 at Wyoming (11/19/16); Kick Return Touchdowns: 1 at Wyoming (11/19/16); Long Kick Return: 92 at Wyoming (11/19/16).

SINGLE-GAME BESTS

Career Highs: Carries: 14 at Utah State

Washington's Career Statistics

Season	GP	GS	Att.	Rushing				100+	1	1	Receiving				Lg.
				Yds.	TD	Lg.	Avg.				No.	Yds.	Avg.	TD	
2016	14	1	55	441	6	81	1	1	1	1	3	72	24.0	1	44
Career	14	1	55	441	6	81	1	1	1	1	3	72	24.0	1	44

Season	GP	GS	No.	Yds.	Avg.	Long	TD	All-Purpose	
								Total	Yds/Gm.
2016	14	0	10	293	29.3	92	1	806	57.6
Career	14	0	10	293	29.3	92	1	806	57.6

88 → David Wells



- ♦ Tight End
- ♦ Senior - 3 Letters, 6-5, 255
- ♦ Clovis, Calif.
- ♦ Clovis High

Is working on his master's degree in homeland security.

- ♦ 2016 Second-Team All-Mountain West
- ♦ Two-time MW Fall All-Academic Team (2015-16)

Tall, big body who has great hands ... Seemingly catches everything thrown his way ... Worked up to No. 2 at tight end for the first time of his career at Nevada in the eighth game of the 2014 season, where he was until the offseason, when starter Daniel

Brunskill moved to right tackle ... Has started every game since.

SENIOR SEASON (2017)

Has been named a preseason first-team all-Mountain West selection by *Athlon Sports*, *Lindy's Sports*, *Phil Steele Magazine* and *Street & Smith's* ... Also deemed the "10th-Rated Tight End in the 2018 NFL Draft" by CBS Sports and the 30th best by *Phil Steele Magazine*.

Wells' Career Game-By-Game

FRESHMAN SEASON - 2014 GAME-BY-GAME / RECEIVING

Date	Opponent	GP	GS	No.	Yds.	Avg.	Lg.	TD	TD Lengths
A.30	Northern Arizona	--- Did Not Play ---							
S.6	at 21/23 No. Carolina	1	0	0	0	0.0	0	0	
S.20	at Oregon State	1	0	0	0	0.0	0	0	
S.27	UNLV*	1	0	0	0	0.0	0	0	
O.3	at Fresno State*	1	0	0	0	0.0	0	0	
O.10	at New Mexico*	1	0	0	0	0.0	0	0	
O.18	Hawai'i*	1	0	0	0	0.0	0	0	
N.1	at Nevada*	1	0	0	0	0.0	0	0	
N.8	Idaho	1	0	0	0	0.0	0	0	
N.15	at Boise State*	1	0	0	0	0.0	0	0	
N.21	Air Force*	1	0	0	0	0.0	0	0	
N.29	San José State*	1	0	0	0	0.0	0	0	
D.23	Navy#	1	0	0	0	0.0	0	0	
2014 SEASON TOTALS		12	0	0	0	0.0	0	0	

SOPHOMORE SEASON - 2015 GAME-BY-GAME / RECEIVING

Date	Opponent	GP	GS	No.	Yds.	Avg.	Lg.	TD	TD Lengths
S.5	San Diego	1	0	1	10	10.0	10	0	
S.12	at California	1	0	0	0	0.0	0	0	



At A Glance

- Was a second-team all-Mountain West selection last year in his first year as the starting tight end.
- Had the most catches (25), receiving yards (294) and touchdown catches (4) by an Aztec tight end since current Kansas City Chief Gavin Escobar in 2012.
- The four touchdown receptions were tied for the 22nd most in the country among tight ends.
- Caught 25 of the 29 passes thrown his way last year, according to *Pro Football Focus*, the top percentage in the country (86.2) among tight ends (min. 8 receptions).
- Received a cumulative *Pro Football Focus* grade of 9.6 last year, tied for the 11th-best mark in the nation among tight ends.
- Earned his bachelor's degree in the spring of 2016 in communication and is now working on his master's in homeland security.

JUNIOR SEASON (2016)

Was named a second-team all-Mountain West selection ... Had 25 catches for 294 yards (11.8 avg.) and four touchdowns in 14 starts on the year ... Also had a 2-point conversion reception and a tackle on special teams ... The four touchdowns were tied for the 22nd most in the country among tight ends ... Earned his first career start in the opener against New Hampshire, where he made an 8-yard catch ... Had a 6-yard grab in another start vs. California ... Came up with a 11-yard reception in a third straight start at Northern Illinois ... Had a then career-high two catches for a then career-best 21 yards (10.5 avg.) at South Alabama ... Had a then career-long 13-yard grab ... Also caught a 2-point conversion to put SDSU up, 24-21 ... Did not appear on the stat sheet in another start vs. UNLV ... Had three receptions for 30 yards (10.0 avg.) in a start at Fresno State, just minutes away from his hometown of Clovis, Calif. ... Included in the three catches was a 14-yard grab ... Posted career highs of five catches and 62 yards while grabbing his first collegiate touchdown against San José State ... Pulled down a then career-long 24-yard reception in the first quarter ... The five catches were the most by an Aztec tight end since Gavin Escobar hauled in six vs. Wyoming on Nov. 24,

S.19	South Alabama	1	0	0	0	0.0	0	0
S.26	at Penn State	1	0	0	0	0.0	0	0
O.3	Fresno State*	1	0	0	0	0.0	0	0
O.10	at Hawai'i*	1	0	0	0	0.0	0	0
O.17	at San José State*	1	0	0	0	0.0	0	0
O.23	Utah State*	1	0	0	0	0.0	0	0
O.31	at Colorado State*	1	0	1	4	4.0	4	0
N.14	Wyoming*	1	0	0	0	0.0	0	0
N.21	at UNLV*	1	0	1	2	2.0	2	0
N.28	Nevada*	1	0	1	6	6.0	6	0
D.5	Air Force**	1	0	0	0	0.0	0	0
D.24	vs. Cincinnati%	1	0	0	0	0.0	0	0
2015 SEASON TOTALS		14	0	4	22	5.5	10	0

JUNIOR SEASON - 2016 GAME-BY-GAME / RECEIVING

Date	Opponent	GP	GS	No.	Yds.	Avg.	Lg.	TD	TD Lengths
S.3	New Hampshire	1	1	1	8	8.0	8	0	
S.10	California	1	1	1	6	6.0	6	0	
S.17	at Northern Illinois	1	1	1	11	11.0	11	0	
O.1	at South Alabama	1	1	2	21	10.5	13	0	
O.8	UNLV*	1	1	0	0	0.0	0	0	
O.14	at Fresno State*	1	1	3	30	10.0	14	0	
O.21	San José State	1	1	5	62	12.4	24	1	4
O.28	at Utah State*	1	1	1	-1	-1.0	-1	0	
N.5	Hawai'i*	1	1	1	13	13.0	13	1	13
N.12	at Nevada*	1	1	2	35	17.5	18	1	18
N.19	at Wyoming*	1	1	1	27	27.0	27	0	
N.26	Colorado State*	1	1	2	42	21.0	25	1	25
D.3	at Wyoming@	1	1	1	7	7.0	7	0	
D.17	vs. Houston^	1	1	4	33	8.3	11	0	
2016 SEASON TOTALS		14	14	25	294	11.8	27	4	

*Bold indicates season high. * - Mountain West game. # - 2014 San Diego County Credit Union Poinsettia Bowl (Qualcomm Stadium; San Diego, Calif.). ** - 2015 Sports Authority Mountain West Championship (Qualcomm Stadium; San Diego, Calif.). % - 2015 Hawai'i Bowl (Aloha Stadium; Honolulu, Hawaii). @ - 2016 Mountain West Championship (War Memorial Stadium; Laramie, Wyo.). ^ - 2016 Las Vegas Bowl (Sam Boyd Stadium; Las Vegas, Nev.).*

2012 ... The 62 receiving yards were also the most for an SDSU tight end since Escobar totaled 108 vs. UNLV on Oct. 27, 2012 ... Made a catch in another start at Utah State for a loss of one yard ... Had a 13-yard touchdown catch in a start against Hawai'i ... The touchdown put SDSU up, 7-0 ... Had two receptions for 35 yards (17.5 avg.) in a start at Nevada ... It was his second straight game with a touchdown catch ... Had a career-long 27-yard catch at Wyoming in an 11th straight start ... Caught two passes for 42 yards and a touchdown vs. Colorado State ... The touchdown went for 25 yards ... It was his fourth receiving touchdown of the season (and career), all over the last six games ... Had a 7-yard reception in another start at Wyoming in the MW Championship game ... Made a team-high four catches for 33 yards vs. Houston in the Las Vegas Bowl with a long of 11 yards.

SOPHOMORE SEASON (2015)

Played in all 14 games off the bench ... Had four catches for 22 yards (5.5 avg.) and a tackle on special teams ... Had his first career catch, a 10-yarder, in the opener vs. San Diego ... Also saw time on three special teams units - kick return, punt and PAT/field goal ... Played again at California and vs.

South Alabama, but did not record a stat ... Logged statless time against South Alabama ... Made a tackle on special teams at Penn State ... Played again vs. Fresno State, at Hawai'i, at San José State and against Utah State, but did not record a stat ... Caught a 4-yard pass on 3rd and 4 early in the third quarter at Colorado State ... SDSU would eventually score a touchdown on the drive to take a 20-10 lead ... Did not record a stat in action against Wyoming ... Made a 2-yard grab at UNLV in a reserve role ... Had a 6-yard catch against Nevada ... Did not record a stat in playing time vs. Air Force in the MW Championship game and against Cincinnati in the Hawai'i Bowl.

FRESHMAN SEASON (2014)

Played in 12 of the team's 13 games, mostly on special teams, without recording a stat ... Did not play in the opener against Northern Arizona ... Made his collegiate debut at No. 21/23 North Carolina, but did not find the stat sheet ... Played again at Oregon State, vs. UNLV, at Fresno State, at New Mexico, vs. Hawai'i, at Nevada, against Idaho, at Boise State, vs. Air Force, vs. San José State and in the Poinsettia Bowl vs. Navy, all without making the stat sheet.



Aztec Players



SEVEN STRAIGHT BOWL GAME APPEARANCES ► 21 CONFERENCE CHAMPIONSHIPS

REDSHIRT SEASON (2013)

Decided to redshirt the 2013 season.

HIGH SCHOOL

Former quarterback who switched over to tight end late in his high school career ... Helped lead Clovis North High School to a CIF Central Section Division I championship and 12-2 record in 2012, recording 60 catches for 1,188 yards (19.8 avg.) and 10

touchdowns ... Was the tight end MVP at the 2012 Five-Star Showcase in Los Angeles ... A first-team all-league pick and first-team all-Valley selection as a senior ... A three-star recruit by *Rivals.com*, and a two-star recruit by both *Scout.com* and *247sports.com* ... Among tight ends in the country, was ranked 83rd by Scout and 105th by 247sports ... Was also a forward on the basketball team and a pitcher with the baseball squad ...

Helped the basketball team to a section championship.

PERSONAL

David Edward Wells was born May 2, 1995, in Fresno, Calif. ... Son of Bryan and Shari Wells ... Also received offers from Fresno State, Iowa State and Nevada and had interest from Colorado State, Utah and Utah State ... Is working on a master's degree in homeland security.

SINGLE-GAME BESTS

Career Highs: Receptions: 5 vs. San José State (10/21/16); Receiving Yards: 62 vs. San José State (10/21/16); Long Reception: 27 at Wyoming (11/19/16); Receiving Touchdowns: 1, four times; Tackles: 1 at South Alabama (10/1/16), at Penn State (9/26/15).

Wells' Career Statistics

Season	GP	GS	Rec.	Yds.	Avg.	Long	TD	Rec/Gm	Yds/Gm.
2014	12	0	0	0	0.0	0	0	0.0	0.0
2015	14	0	4	22	5.5	10	0	0.3	1.6
2016	14	14	25	294	11.8	27	4	1.8	21.0
Career	40	14	29	316	10.9	27	4	0.7	7.9

93 → Tim Wilson Jr.



- ♦ Wide Receiver
- ♦ Freshman - Redshirt, 6-4, 205
- ♦ Plano, Texas
- ♦ Plano East High

Tall, athletic receiver who can go up and get the ball ... Has great hands and continues to improve his route-running ... Is listed third at

the "X" receiver position on the depth chart behind a pair of upperclassmen.

REDSHIRT SEASON (2016)

Redshirted his first year at San Diego State.


HIGH SCHOOL

Was a three-year letterwinner at Plano East High School in Plano, Texas ... Had 18 catches for 341 yards (18.9 avg.) and seven touchdowns in nine games played as a senior in 2015, according to MaxPreps ... Was an all-district first-team pick ... A three-star recruit by Scout and 247sports, and a two-star recruit by Rivals and ESPN ... Received a grade of 83 by 247sports and a grade of 69 by ESPN.

PERSONAL

Timothy Donnell Wilson, Jr., was born Aug. 4, 1998, in San Diego ... Son of Lori Edwards ... Picked the Aztecs over offers from Iowa, Liberty, Louisiana-Monroe and Stephen F. Austin ... Also received interest from Boise State, Kansas, UCF and Utah State ... Is majoring in construction engineering.

27 → Kyree Woods



- ♦ Cornerback
- ♦ Sophomore - 1 Letter, 6-0, 185
- ♦ Mesa, Ariz.
- ♦ Chandler High

First and only tackle was a 10-yard sack late against Hawai'i on a fourth and 5, keeping SDSU's 55-0 shutout intact.

Athletic defensive back, who continues to learn and get better ... Was on the two-deep for the final five games last year at left cornerback as a true freshman ... Is slated to back up redshirt sophomore Ron Smith at left cornerback.

FRESHMAN SEASON (2016)

Had one tackle in seven games, which went down as a 10-yard sack (and tackle for loss) ... Was not on the travel squad and did not play the first six games of the season ... Was on the travel roster for the first time of his career against San José State, but did not play ... Logged the first playing time of his career

at Utah State without making the stat sheet ... Logged snaps late against Hawai'i, sacking UH quarterback Dru Brown for a 10-yard loss on fourth and 5, keeping SDSU's 55-0 shutout intact ... Also played the final five games of the season, including the MW Championship and the Las Vegas Bowl, without recording a stat.

HIGH SCHOOL

A two-year letterwinner at Chandler High School in Mesa, Ariz., the same high school that former Aztec and 2014 all-MW punt returner Lloyd Mills attended ... Helped the Wolves go 24-4 (.857) over his last two years, including a 9-1 record in league play ... Chandler HS finished first in the state in 2014 and second in 2015 ... Recorded 130 tackles, four interceptions and nine pass deflections over his two seasons, including 85 stops, two interceptions, a touchdown and six pass deflections as a senior in 2015 ... Was an all-state, all-section and all-district selection ... A three-star recruit by 247sports and ESPN, and a two-star recruit by Rivals and Scout ... Received a grade of 81 by 247sports and a grade of 71 by ESPN ... Was picked as the 13th-best recruit in Arizona by ESPN and the 17th best by

247sports ... Also played basketball and competed in track and field at Chandler High School ... A member of the National Honor Society.

PERSONAL

Kyree Damon Woods was born Feb. 2, 1998, in Mesa, Ariz. ... Picked the Aztecs over other offers from Brown, Cornell, Nevada, New Mexico State, UNLV and Utah State ... Also received interest from Boise State, Boston College, California, Colorado, Northwestern, Oregon, Washington State and Wyoming ... Is majoring in business administration with an emphasis in marketing.

SINGLE-GAME BESTS

Career Highs: Tackles: 1 vs. Hawai'i (11/5/16); Tackles For Loss: 1.0 vs. Hawai'i (11/5/16); Sacks: 1.0 vs. Hawai'i (11/5/16).

Woods' Career Statistics

Season	GP	GS	UA	A	TT	TFL	Sk	Int.	PBU	FF	FR
2016	7	0	1	0	1	1.0	1.0	0	0	0	0
Career	7	0	1	0	1	1.0	1.0	0	0	0	0

44 → Chad Woolsey



- ♦ Running Back
- ♦ Junior - Squad, 6-1, 205
- ♦ Vista, Calif.
- ♦ Rancho Buena Vista HS/Santa Barbara City College

Walk-on running back, who saw action last year on special teams before a broken leg sidelined him for the season ... Is listed fourth on the depth chart heading into the 2017 campaign.

SOPHOMORE SEASON (2016)

Played in two games on the season on special teams, recording two tackles (one solo) ... Did not play in the first six games of the season ... Made his debut against San José

State, recording a solo tackle on the kickoff unit ... Also had an assisted tackle on the kickoff unit the following week at Utah State, before breaking his leg in the game ... Missed the final six games of the season with the injury.

AT SANTA BARBARA CITY COLLEGE (2015)

Played one season at Santa Barbara City College ... Played in all 10 games, rushing 118 times for 555 yards (4.7 avg.) with six touchdowns ... Also caught 19 passes for 112 yards (11.2 avg.) ... Best game came at West Los Angeles, where he rushed 11 times for 102 yards (9.3 avg.) and two touchdowns, and added two catches for 28 yards (14.0 avg.) ... Also scored two touchdowns against LA Valley two games later.

HIGH SCHOOL

Earned three letters at Rancho Buena Vista High School ... Earned first-team Avocado - East League honors ... Rushed for 1,966 yards and 24 touchdowns as a senior ... Also earned three letters in track and field.

PERSONAL

Chad Austin Woolsey was born Jan. 9, 1996 ... Son of Rick and Heidi Woolsey ... Is majoring in communications.

SINGLE-GAME BESTS

Career Highs: Tackles: 1 vs. San José State (10/21/16), at Utah State (10/28/16).

24 → Tyler Wormhoudt



- ♦ Running Back
- ♦ Senior - Squad, 6-1, 205
- ♦ Mammoth Lakes, Calif.
- ♦ Mammoth Lakes High

Was on the U18 national alpine ski team and twice was an alpine ski racing Junior Olympian.

Joined the Aztecs in the spring of 2016 ... A quick, agile athlete who adds depth to the running backs ... Is fourth on the depth chart heading into fall camp.

JUNIOR SEASON (2016)

Played in two games on the season, rushing twice for eight yards (4.0 avg.) with a long of six yards ... Made his collegiate debut against Hawai'i without finding the stat sheet ... Also played vs. Colorado State, rushing twice for eight yards (4.0 avg.) with a long of six yards ... Did not play the rest of the season.

yards per game ... Also a successful alpine skier, serving on the U18 National Alpine Ski Team and appearing twice as a two-time Alpine Ski Racing Junior Olympian, earning a bronze medal in the 2010 Western Region J3 Junior Olympics ... A four-year member of the National Honor Society.

PERSONAL

Tyler Robert Wormhoudt was born March 24, 1995, in Fullerton, Calif. ... Son of John and Cindie Wormhoudt ... Brother, Gerritt, played quarterback at nearby Palomar College and at Feather River College ... Is majoring in business management.

Wormhoudt's Career Statistics

Season	GP	GS	Att.	Rushing				100+	Receiving			
				Yds.	TD	Lg.	Avg.		No.	Yds.	Avg.	TD
2016	2	0	2	8	0	6	4.0	0	0	0	0.0	0
Career	2	0	2	8	0	6	4.0	0	0	0	0.0	0

HIGH SCHOOL

Earned three letters for Mammoth High in Mammoth Lakes, Calif. ... All-Desert Mountain League running back in 2012 after leading the Huskies with 1,266 yards on 194 carries and 13 touchdowns, averaging 126.6

SINGLE-GAME BESTS

Career Highs: Carries: 2 vs. Colorado State (11/26/16); Rushing Yards: 8 vs. Colorado State (11/26/16); Long Rush: 6 vs. Colorado State (11/26/16).





31 → Andrew Aleki

LB -- Fr., 6-3, 220 -- Honolulu, Hawaii (Kamehameha High)

Played his prep ball at Kamehameha High School in Honolulu ... A consensus three-star recruit by Rivals, ESPN, 247sports and Scout ... 247sports ranked him as the sixth-best recruit in the state of Hawaii and gave him a grade of 83 ... Was rated as the second-best outside linebacker in Hawaii and 19th in the west by Scout ... Picked the Aztecs over other offers from Utah, Washington State, Oregon State, Air Force, UNLV and Hawai'i.

21 → Chance Bell

RB -- Fr., 5-10, 185 -- Burbank, Calif. (John Burroughs High)

Three-year letterwinner at John Burroughs High School in Burbank, Calif. ... Had an outstanding career, totaling 4,525 yards and 59 touchdowns on 605 carries (7.5 avg.) in 31 games (146.0 per game average), according to MaxPreps ... Ran for at least 1,000 yards in all three varsity seasons, including 2,023 yards and 27 touchdowns in 2016, 1,378 yards and 23 scores in 2015 and 1,124 yards and nine touchdowns in 2014 ... Had 100-plus yards in 15 of his 31 games ... Also caught 21 passes over his career for 261 yards and two touchdowns ... Was a two-time all-CIF selection and a two-time first-team all-area pick ... Was named the 2016 Pacific League Offensive Player of the year and the 2015 Pacific League Player of the Year ... Also was a three-time first-team all-league honoree ... Had the most running yards ever at John Burroughs HS and in the city of Burbank ... A consensus three-star recruit by Rivals, ESPN, 247sports and Scout ... Received a grade of 80 by 247sports and a mark of 71 by ESPN ... Scout ranked him as the sixth-best running back in talent-rich California in the 2017 recruiting class ... Also competed on the track and field team at John Burroughs ... Chose San Diego State over other offers from Washington State, Illinois, Iowa State, Air Force, New Mexico, Utah State, Hawai'i, Idaho, Eastern Washington, Northern Arizona, Northern Colorado and Southern Utah.

75 → Desmond Bessent

OL -- Fr., 6-7, 325 -- Tampa, Fla. (Sickles High)

Pronounced BESS-ent ... Played his prep ball at Sickles High School in Tampa, Fla. ... Rated as a three-star recruit by Scout, and a two-star recruit by both Rivals and 247sports ... Received a 79 grade by 247sports ... Rated as the 16th-best offensive tackle in the talent-rich state of Florida ... Chose the Aztecs over an offer from Georgia Southern.

59 → Mark Brown

DL -- Fr., 6-3, 230 -- Fort Worth, Texas (Arlington Heights High)

Three-year letterwinner at Arlington Heights High School in Fort Worth, Texas ... Had 125 tackles, nine sacks for 50 yards, two forced fumbles and a fumble recovery over the past two seasons, according to MaxPreps ... Had 63 tackles and four sacks in nine games as a senior and 62 stops and five sacks as a junior ... Was a two-time all-district selection (first team in 2016, honorable mention in 2015) ... Also was a two-time first-team all-league pick ... Was the team's MVP ... A three-star recruit by ESPN, and a two-star recruit by Rivals, 247sports and Scout ... Received a grade of 79 by 247sports and 73 by ESPN ... Also competed in power lifting and in track & field at Arlington Heights HS ... Chose the Aztecs over Texas Tech, SMU, North Texas and Fresno State.

91 → Shane Coleman

TE -- Fr., 6-5, 215 -- Las Flores, Calif. (Tesoro High)

A two-year letterwinner at Tesoro High School in Rancho Santa Margarita, Calif., the same hometown as former Aztec great tight end and current Kansas City Chief Gavin Escobar ... Played wide receiver in high school but is expected to fill out and play tight end at San Diego State ... Had 47 catches for 731 yards (15.6 avg.) with eight touchdowns as a junior ... Was a two-time all-league pick and the offensive player of the year as a senior ... Also was chosen as Tesoro High's offensive player of the year and impact player of the year ... Was a three-star recruit by both Rivals and Scout, and a two-star recruit by 247sports ... Received a grade of 78 by 247sports ... Was ranked as the 14th-best tight end in the 2017 recruiting class from California ... Also played baseball for the Titans ... Chose the Aztecs over other offers from Air Force, New Mexico, Central Michigan, UNLV, Hawai'i and Montana State.

36 → Ethan Dedeaux

WR -- Fr., 5-9, 190 -- Las Vegas, Nev. (Liberty High)

Pronounced da-DOE ... Four-year letterwinner at Liberty High School in Las Vegas ... Did a little bit of everything for the Patriots, logging time as a wide receiver, running back, cornerback, safety and even quarterback ... Helped lead Liberty to a 43-11 record over the four years, including a 17-1 mark in league action ... According to MaxPreps, amassed 2,843 receiving yards on 138 catches (20.6 avg.) and 34 touchdowns over his final three seasons, while adding 590 rushing yards on 69 attempts (8.6 avg.) and 14 additional scores ... Best season was his senior year in 2016 when he had 59 catches for 1,162 yards (19.7 avg.) and 15 touchdowns, while rushing for 280 yards and eight touchdowns on 32 carries (8.8 avg.) ... Also was 9-for-10 for 27 yards as a quarterback as a junior in 2015 ... Recorded 110 tackles, 11 interceptions, 28 pass deflections, one forced fumble and a fumble recovery over his four-year career ... Also returned 36 kicks for 1,030 yards (28.6 avg.) and three touchdowns over his career to go along with nine punt returns for 100 yards (11.1 avg.) ... Altogether had 54 touchdowns in 54 games over his career, including 23 as a senior ... Was a three-time all-state selection and a three-time all-league pick ... Was a three-star recruit by Rivals (wide receiver) and ESPN (athlete), and a two-star recruit by 247sports and Scout (cornerback) ... 247sports graded him out at 79 ... Received a grade of 71 by ESPN, where he is also rated as the 14th-best recruit in the state of Nevada ... Also ran track at Liberty High School ... Was on the school's dean's list and was a student of the month ... Picked the Aztecs over offers from Hawai'i, UNLV, Idaho, Northern Arizona and Adams State.

56 → Dominic Gudino

OL -- Fr., 6-3, 300 -- Chula Vista, Calif. (Olympian High)

Pronounced GOO-deeno ... Won three varsity letters at Olympian High School in Chula Vista, Calif. ... Played on both sides of the line of scrimmage during his prep career, posting 97 tackles (71 solos) and 12.0 tackles for loss, according to MaxPreps ... Helped Olympian High reach the CIF San Diego Section Division II playoffs all four years, including a title game appearance during his senior campaign ... Was first-team all-league and first-team all-CIF ... Was a Blue-Grey All-American ... Captained Olympian High School for two years ... Also was on the *Union-Tribune* All-Academic Team for three years ... A three-star recruit by ESPN, 247sports and Scout ... Received a grade of 83 by 247sports and a 73 by ESPN ... Listed fifth among center prospects in both California and the West to go with a No. 22 national ranking, according to Scout ... Was also rated 14th nationally at his position by ESPN ... Also threw the shot put and discus on the track & field team ... Originally committed to Nevada and also drew interest from Utah, Arizona, Oregon State, Colorado State, Army West Point, New Mexico, Utah State and San José State during the recruiting process.

Aztec Newcomers

SEVEN STRAIGHT BOWL GAME APPEARANCES ► 21 CONFERENCE CHAMPIONSHIPS



23 → Darren Hall

DB -- Fr., 6-0, 170 -- Pasadena, Calif. (Rancho Cucamonga High)

Earned two letters at Rancho Cucamonga High School in Rancho Cucamonga, Calif. ... Led the Cougars to a 12-1 record last year, including a 5-0 mark in league play ... According to MaxPreps, had 95 tackles, 11 pass deflections, two forced fumbles, an interception and a fumble recovery over his two years ... Was a first-team all-league selection and a two-time all-Inland Valley pick ... Won the outstanding defensive back-of-the-year award ... Was a consensus three-star recruit by Rivals, ESPN, 247sports and Scout ... Received a grade of 85 by 247sports and a 73 by ESPN ... Labeled as the 17th-best cornerback in California by Scout ... Also on the principal honor roll and a honor roll ... Competed on the track and field team at RCHS ... Chose the Aztecs over Colorado, Utah, Washington State, Oregon State, Brigham Young, Colorado State, New Mexico, Hawai'i, Nevada, UNLV, San José State and Fresno State.

66 → Shane Irwin

DL -- Fr., 6-4, 250 -- Palos Verdes Estates, Calif. (Palos Verdes High)

Won four varsity letters at Palos Verdes High School ... Totaled 221 tackles, 75 tackles for loss, 34.5 sacks and 24 quarterback hurries during his prep career, according to MaxPreps ... Enjoyed a stellar senior season for the Sea Kings, posting 98 tackles, 44 tackles for loss, 18.5 sacks and 14 QB hurries at defensive end ... Played on both sides of the ball over his final three years, compiling 46 receptions for 520 yards and nine touchdowns at the tight end position ... Scored six touchdowns as a junior on 21 catches for 177 yards ... Was twice named the Bay League's Most Valuable Player and collected all-area honors on two occasions ... Also garnered all-CIF accolades and was an all-area defensive MVP ... Helped Palos Verdes High win four consecutive conference championships ... Sea Kings also captured the CIF Southern Section Western Division crown during his sophomore season and advanced to the title game in his junior campaign ... Was a three-star recruit by ESPN and Scout, and a two-star recruit by Rivals ... Earned a grade of 82 by 247sports and a 70 by ESPN ... Was listed fifth among defensive ends in the state of California by Scout and was ranked 18th in the West ... Also played one year of varsity lacrosse as a freshman ... Chose San Diego State over the likes of Washington State, New Mexico, Nevada, Hawai'i, Utah State, San José State, Northern Arizona and UC Davis.

43 → Seyddrick Lakalaka

LB -- Fr., 6-1, 220 -- Honolulu, Hawaii (Punahou High)

Pronounced LAH-vee-on-oh ... Three-year letterwinner at Punahou High School in Honolulu ... Younger brother of San Diego State junior linebacker, Ronley, and former Hawai'i running back, Steven ... Was second-team all-league as a senior and a honorable mention pick as a junior ... A two-star recruit by both Rivals and Scout ... Also played basketball at Punahou High School and was on the track & field team.

4 → Chris Laviano

QB -- Sr., 6-2, 220 -- Glen Head, N.Y. (Holy Trinity High/Rutgers Univ.)

Pronounced LAW-vee-on-oh ... Joined the Aztecs in the summer after spending four seasons (three playing) at Rutgers out of the Big Ten Conference ... Played in 25 games over his three years with the Scarlet Knights, starting 18 times ... Has completed 268 of his 480 attempts (55.8 pct.) for 3,102 yards and 21 touchdowns against 15 interceptions, posting a 118.3 pass efficiency rating ... Arguably had his best season as a sophomore in 2015 when he started the final 11 games of the season and completed 187 of his 307 attempts for a 60.9 completion percentage, the best mark by a Rutgers quarterback since 2008 ... Also threw 16 touchdown passes and caught one in 2015, and passed for 2,247 yards ... Among the all-time Scarlet Knight quarterbacks in a season, Laviano ranked eighth in passing yards, ninth in completions, tied for ninth in touchdown passes and 10th in total offense (2,209 yards) ... Was a

2013 American Athletic Conference All-Academic Team selection and a 2014 Academic All-Big Ten pick ... Prior to Rutgers, was a four-year starter at Holy Trinity High School, where he passed for 1,473 yards and 11 touchdowns as a senior ... Was a four-star recruit by ESPN, and a three-star recruit by Rivals and 247sports.

SINGLE-GAME BESTS

Career Highs: Attempts: 42 at Indiana (10/17/15), at Penn State (9/19/15); Completions: 28 at Indiana (10/17/15); Passing Yards: 386 at Indiana (10/17/15); Passing Touchdowns: 4 vs. Maryland (11/28/15); Long Pass: 76 vs. Iowa (9/24/16); Completion Pct. (min. 12 att.): 79.3 (23-for-29) vs. Washington State (9/12/15); Efficiency Rating (min. 12 att.): 185.14 vs. Maryland (11/28/15); Carries: 13 vs. Nebraska (11/14/15); Rushing Yards: 54 at Nebraska (10/25/14); Long Rush: 46 at Nebraska (10/25/14).

Laviano's Career Statistics

Season	Passing								Rushing			
	GP	GS	Att.	Cmp.	Pct.	Int.	TD	Yds.	Rtg.	Att.	Yds.	TD
*2014	5	0	28	11	39.3	1	0	107	64.24	7	69	0
*2015	12	11	307	187	60.9	12	16	2,247	131.77	65	-38	0
*2016	7	7	145	70	48.3	2	5	748	100.23	45	52	0
Career	24	18	480	268	55.8	15	21	3,102	118.31	117	83	0
* at Rutgers Univ.												

* at Rutgers Univ.

64 → Chris Martinez

OL -- Fr., 6-4, 280 -- Turlock, Calif. (Pitman High)

Earned three varsity letters at Pitman High School in Turlock, Calif. ... Twice garnered first-team all-Central California Conference accolades ... Helped the Pride reach the CIF Sac-Joaquin Section playoffs all three seasons ... Was rated a three-star recruit by 247sports and Scout, and a two-star recruit by Rivals ... Received a grade of 86 by 247sports ... Ranked ninth among offensive guard prospects in the state of California and 18th in the West, according to Scout ... Chose San Diego State over Colorado, Arizona, Nevada, San José State and Fresno State.

54 → Caden McDonald

LB -- Fr., 6-3, 210 -- Haslet, Texas (Northwest High)

Three-year letterwinner at Northwest High School in Justin, Texas ... According to MaxPreps, recorded three interceptions, two fumble recoveries, a forced fumble and a blocked punt over his career ... Totaled a school-record 290 tackles over his career ... Was a first-team all-state selection ... Was a two-time first-team all-district pick ... Was an academic all-state honoree ... Named a Dallas-Fort Worth (DFW) defensive player-of-the-year nominee ... Was the team's defensive player of the year three times ... A three-star recruit by ESPN, 247sports and Scout, and a two-star recruit by Rivals ... Received a grade of 80 by 247sports and 72 from ESPN ... Scout had him as the 10th-best linebacker recruit in the talent-rich state of Texas 2017 recruiting class ... Also was a four-year letterwinner for the track & field team, qualifying for the state meet, as well as the district, area and regional championships ... Picked SDSU over numerous other offers, including Army West Point, Air Force, North Texas, UTSA, Bowling Green, Fresno State, Northwestern State, Lamar, Brown, Cornell and Penn.

13 → Isaiah Richardson

WR -- Fr., 6-1, 180 -- Palmdale, Calif. (Chaminade College Prep)

Earned three varsity letters at Chaminade College Preparatory School in West Hills, Calif. ... Caught 23 passes for 259 yards and one touchdown during his junior season ... Earned second-team all-Mission League honors ... Was listed as a three-star recruit by ESPN and Scout, and a two-star recruit by Rivals and 247sports ... Received a grade of 79 by 247sports and

Aztec Newcomers



SEVEN STRAIGHT BOWL GAME APPEARANCES ► 21 CONFERENCE CHAMPIONSHIPS

a 71 by ESPN ... Ranked 27th among wide receiver prospects in the state of California and 39th in the West by Scout ... Also competed in basketball and track and field as a prep ... Drew interest from Washington, Colorado, Oregon State, Fresno State and San José State during the recruiting process.

97 → Kyre Richardson

WR -- Fr., 6-3, 180 -- Norman, Okla. (Tulsa Union High)

Pronounced KY-ree ... Was a two-year letterwinner at Tulsa Union High School in Tulsa, Okla. ... Led the Redskins to a 20-5 record over his two years, including an 11-2 mark last season ... Was an all-district selection and an academic scholar ... Was a two-star recruit by Rivals ... Also ran track at Tulsa Union ... Picked San Diego State over offers from North Texas, Nevada, Pittsburg State and Northeastern State ... Also drew interest from TCU, Oklahoma State, Marshall, Florida Atlantic, Massachusetts and Missouri Southern.

2 → Cam Roane

QB -- Fr., 6-2, 200 -- Colleyville, Texas (Heritage High)

Two-year letterwinner at Heritage High School in Colleyville, Texas ... According to MaxPreps, was 493-for-843 (58.5 pct.) for 8,330 yards and 84 touchdowns over his career against just 21 interceptions in 39 games ... Also rushed 312 times for 1,462 yards (4.7 avg.) and 19 touchdowns on the ground ... Best overall season was arguably last fall as a senior when he was 168-for-293 (57.3 pct.) for 2,937 yards and 33 touchdowns with just six interceptions, while rushing 100 times for 525 yards (5.3 avg.) and another five scores ... A consensus three-star recruit by Rivals, ESPN, 247sports and Scout ... Earned an 86 grade by 247sports and a 72 by ESPN ... Scout ranked him as the ninth-best quarterback from the talent-rich state of Texas ... Chose San Diego State over offers from Arkansas State, North Texas, UTSA, UTEP and Grambling State.

5 → Mark Salazar

QB -- Fr., 6-3, 190 -- San Diego, Calif. (Rancho Bernardo High)

Played at nearby Rancho Bernardo High School ... Led the team to a 24-3 record over the past two years including an 11-1 mark as a senior in 2016 ... Was 257-for-374 (68.7 pct.) for 3,496 yards and 32 touchdowns against 11 interceptions over the last two years, according to MaxPreps ... Also rushed 52 times for 237 yards and seven additional touchdowns ... Was a three-star recruit by 247sports, and a two-star recruit by Rivals and Scout ... Received a grade of 80 by Scout ... Picked the Aztecs over an offer from Fresno State, while drawing interest from Utah, Arizona, Colorado State and Utah State.

14 → Tariq Thompson

DB -- Fr., 6-0, 190 -- San Diego, Calif. (St. Augustine High)

Pronounced TAH-reek ... Earned four letters at St. Augustine High School here in San Diego ... Led the Saints to a pair of 10-3 seasons in 2015 and 2016 ... According to MaxPreps, finished his four-year career with 217 tackles (139 solo), four tackles for loss, 11 interceptions for 151 yards, 38 pass deflections, three forced fumbles, a fumble recovery, a sack and two blocked field goals ... On the offensive side of the ball was used as a receiver, where he made 85 catches for 1,167 yards (13.7 avg.) and 15 touchdowns over the past three seasons ... Had a total of 17 touchdowns over his career, including 15 receiving, one interception and one kick return ... Was a two-time all-CIF selection and a three-time all-Eastern League pick ... Also was the team's MVP ... A three-star recruit by ESPN, and a two-star recruit by Rivals and 247sports ... Received a grade of 78 by 247sports and a 71 by ... Also played basketball at St. Augustine High School ... Chose the Aztecs over offers from Fresno State and Northern Arizona.

19 → Tayari Venable

DB -- Fr., 6-1, 180 -- Moreno Valley, Calif. (Rancho Cucamonga High)

Pronounced TAY-ARE-ee BEN-ah-bull ... A three-year letterwinner at Rancho Cucamonga High School ... Compiled 114 tackles and 27 passes defended in 31 games during his prep career, according to MaxPreps ... Made 50 tackles, including 23 solo stops, while adding an interception as a junior ... Ranked second on the team with 16 passes defended as a sophomore ... Earned second-team all-Baseline League honors ... A consensus three-star recruit by Rivals, ESPN, 247sports and Scout ... Received a grade of 84 by 247sports and a 70 by ESPN ... Was listed as the 18th-best cornerback in the state of California according to Scout ... Also competed in track and field as a prep ... Originally committed to Washington State and considered Air Force, Fresno State, Hawai'i, Nevada and Eastern Washington during the recruiting process.

26 → Kaegun Williams

RB -- Fr., 5-9, 190 -- Cedar Hill, Texas (Cedar Hill High)

Received four letters at Cedar Hill High School in Cedar Hill, Texas ... Led the Longhorns to a 34-7 record (.829) over his last three years as a running back ... Rushed for 2,070 yards and 26 touchdowns on 323 carries (6.4 avg.) over the three years, according to MaxPreps, while adding 113 catches for 1,749 yards (15.5 avg.) and 17 touchdowns ... Was an all-district utility MVP ... Also was chosen as the freshman newcomer of the year ... Was an academic all-district pick ... Was a consensus three-star recruit by Rivals, ESPN, 247sports and Scout ... Received a grade of 86 by 247sports and a 78 by ESPN ... Ranked as the seventh-best all-purpose back by Rivals and the 15th by 247sports ... Scout ranked him as the 11th-best running back in the state of Texas ... Picked San Diego State over offers from Colorado, Tennessee, California, Navy, Tulsa, North Texas, SMU, Kansas and New Mexico.



MOUNTAIN WEST

MOUNTAIN DIVISION



AIR FORCE



BOISE STATE



COLORADO STATE



NEW MEXICO



UTAH STATE



WYOMING

WEST DIVISION



FRESNO STATE



HAWAII



NEVADA



SAN DIEGO STATE



SAN JOSÉ STATE



UNLV

TheMW.com



MountainWestConference



@MountainWest



MountainWestConf

Season In Review



SEVEN STRAIGHT BOWL GAME APPEARANCES ► 21 CONFERENCE CHAMPIONSHIPS



Donnel Pumphrey rushed for a school-record 2,133 yards in 2016 en route to being named a finalist for the Doak Walker Award and a 10th-place finish in the voting for the Heisman Trophy.

Inside:

Season Review	94
Results and Statistics	95
MW Statistics	100
Game Recaps	102

2016 Season Recap

SEVEN STRAIGHT BOWL GAME APPEARANCES ► 21 CONFERENCE CHAMPIONSHIPS



Promises Fulfilled

The most anticipated season of San Diego State Football in the 94-year history of the program did not disappoint as the Aztecs posted a school-record tying 11 victories, claimed a second consecutive Mountain West championship, provided the NCAA with a new career rushing leader and topped it off with a convincing national television victory in the Las Vegas Bowl.

In all, the 11-3 campaign will be remembered for generations as the year San Diego State's football program went national.

A Top-25 Effort

There are many places one can look to see the success of the 2016 Aztecs.

For the second consecutive season and the third time in five years, San Diego State won the Mountain West championship.

SDSU won nine games by at least two touchdowns and claimed six victories by 24 or more points.

At one point in the season, San Diego State did not trail in a game for more than 400 minutes (400 minutes, 14 seconds to be exact).

But the place many will turn to is SDSU's appearance in the top 25.

Prior to 2016, the Aztecs had not made an appearance in the AP Top 25 poll since 1995.

By the time 2016 ended, San Diego State appeared in the AP poll four times, climbing as high as No. 19 (its highest national ranking since 1978).

SDSU ended the campaign ranked No. 25 in both major polls. It marked just the second time in school history the Aztecs ended the season nationally ranked in the AP poll (1978).

Bowling Over The Cougars

The Las Vegas Bowl will be remembered as one of the last college football games announced by Brent Musburger, but Aztec fans will likely remember the ABC telecast for different reasons.

Despite being an underdog against a Houston squad that entered the game with a pair of victories over teams ranked third in the country (vs. Oklahoma and vs. Louisville) and was ranked sixth nationally for a five-week stretch of the season.

After a first quarter that saw the Cougars control and build a 10-0 lead, SDSU tallied 34 unanswered points to hand Houston a 34-10 defeat.

The Aztecs forced four Cougar turnovers and an offense that posted 40 points in six different games (including 64 against Texas State) was held to 152 yards after the first quarter.

Senior running back Donnel Pumphrey carried 19 times for 115 yards and a touchdown. He passed Ron Dayne as the NCAA's all-time leading rusher in the game. Junior running back Rashaad Penny surpassed 1,000 yards rushing on the season to make the 2016 Aztecs the only team in NCAA his-

tory with a 2,000-yard and 1,000-yard rusher on the same team.

Pumphrey Breaks NCAA Record

6,405. That is the new all-time NCAA career rushing record, thanks to Donnel Pumphrey. Though listed at 5-9, 180, Pumphrey proved to those who thought he was too frail to play major college football wrong.

In his four seasons, the Las Vegas native carried 1,059 times for 6,405 yards and 62 touchdowns, while averaging 6.0 yards per carry in his four seasons on The Mesa.

During a senior season which saw him amass 11 100-yard rushing games and four 200-yard rushing games, Pumphrey rushed for a school-record 2,133 yards and 17 touchdowns. The 2,133 yards were the 10th-highest total in FBS history.

Aztecs Sweep Awards

Seniors Donnel Pumphrey and Damontae Kazee, and junior Rashaad Penny each earned player-of-the-year awards by the Mountain West for the second consecutive season. Pumphrey was chosen as the MW Offensive Player of the Year, Kazee the MW Defensive Player of the Year and Penny the MW Special Teams Player of the Year.

The Aztecs (2015 and 2016) and TCU (2009 and 2010) are the only schools to win

all three awards in the same season (both have done it twice) and the only team to win it back-to-back with the same three players.

Pumphrey was the first running back in league history to win the offensive player-of-the-year award twice and was the fourth player overall, joining Derek Carr (2012-13 at Fresno State), Andy Dalton (2009-10 at TCU) and Bradlee Van Pelt (2002-03 at Colorado State).

Kazee was the first cornerback in MW history to win the defensive player-of-the-year award twice and the fifth player overall, joining Tank Carder (2010-11 at TCU), Jerry Hughes (2008-09 at TCU), Eric Weddle (2005-06 at Utah) and Kirk Morrison (2003-04 at San Diego State).

Penny, meanwhile, was the second kick returner in conference history to win the special teams player-of-the-year award twice (also Jeremy Kerley, 2009-10 at TCU) and the third player overall (also Louie Sakoda, 2006-08 at Utah).

2016 Individual Honors

■ John Baron II

Lou Groza Collegiate Place-Kicker Award Semifinalist
Mountain West First Team - Mountain West Coaches & Media
Mountain West Special Teams Player of the Week (Oct. 31)
Lou Groza "Star of the Week" (Nov. 14)

■ Alex Barrett

Mountain West First Team - Mountain West Coaches & Media

■ Nick Bowden

First-Team All-American - *Pro Football Focus*

■ Tanner Blain

Ray Guy Award Watch List
Mountain West Special Teams Player of the Week (Sept. 19)

■ Daniel Brunskill

Burlsworth Trophy Nominee
Mountain West Second Team - Mountain West Coaches & Media
Wuerffel Trophy Watch List

■ Arthur Flores

Rimington Trophy Fall Watch List
Rimington Trophy Spring Watch List
NFF Hampshire Honor Society

■ Jeff Horton

FootballScoop Running Backs Coach of the Year

■ Damontae Kazee

Mountain West Defensive Player of the Year
Mountain West First Team - Mountain West Coaches & Media
Mountain West Championship Most Valuable Defensive Player
Chuck Bednarik Award Watch List
Jim Thorpe Award Watch List

■ Kyle Kelley

Mountain West Honorable Mention - Mountain West Coaches & Media
All-Bowl Team Honorable Mention - *Associated Press*

■ Calvin Munson

Second-Team All-American - *Pro Football Focus*
Lott IMPACT Trophy Quarterfinalist
Mountain West First Team - Mountain West Coaches & Media
Second-Team All-Bowl - *Athlon Sports*
Bronko Nagurski Trophy Watch List
Chuck Bednarik Award Watch List
Butkus Award Watch List
Lott IMPACT Trophy Player of the Week (Sept. 12)

■ Rashaad Penny

Paul Hornung Award Watch List
Mountain West Special Teams Player of the Year
Mountain West First Team - Mountain West Coaches & Media
Mountain West Championship Most Valuable Offensive Player
Mountain West Special Teams Player of the Week (Sept. 12)

■ Donnel Pumphrey

Heisman Trophy Top-10 Finish (tied for 10th)
Doak Walker Award Finalist
Walter Camp First-Team All-American
First-Team All-American - *Sports Illustrated*
Second-Team All-American - *Associated Press*
Second-Team All-American - FWAA
Second-Team All-American - *Sporting News*
Second-Team All-American - *USA Today*
Maxwell Award Semifinalist
Walter Camp Semifinalist
Mountain West Offensive Player of the Year
Mountain West First Team - Mountain West Coaches & Media
CFPA National Performer of the Year Trophy Watch List
Midseason All-American - *USA Today*, *CBS Sports*, *ESPN*, *Sports Illustrated*, *Sporting News*, *Fox Sports*
Maxwell Award Player of the Week (Sept. 15)
Two-Time Mountain West Offensive Player of the Week (Sept. 12 & Sept. 19)

■ Nico Siragusa

First-Team All-American - *USA Today*
Third-Team All-American - *Associated Press*
Outland Trophy Watch List
Mountain West First Team - Mountain West Coaches & Media

■ Ron Smith

All-Bowl Team - *Associated Press*, *Athlon Sports*

■ Quest Truxton

Mountain West Honorable Mention - Mountain West Coaches & Media

■ Malik Smith

Mountain West Second Team - Mountain West Coaches & Media

■ David Wells

Mountain West Second Team - Mountain West Coaches & Media

2016 Season Results and Statistics



SEVEN STRAIGHT BOWL GAME APPEARANCES ► 21 CONFERENCE CHAMPIONSHIPS

SAN DIEGO STATE OVERALL RECORD: 11-3

HOME: 5-1; AWAY: 5-2; NEUTRAL: 1-0

MOUNTAIN WEST: 6-2

HOME: 3-1 AWAY: 3-1

Date	Opponent	Result	Score	Att.	Opp. Rk
S.3	New Hampshire	W	31-0	46,486	
S.10	California	W	45-40	42,473	
S.17	at Northern Illinois	W	42-28	14,513	
O.1	at South Alabama	L	24-42	14,741	
O.8	*UNLV	W	26-7	33,296	
O.14	*at Fresno State	W	17-3	24,731	
O.21	*San José State	W	42-3	25,613	
O.28	*at Utah State	W	40-13	17,332	
N.5	*Hawaii (HC)	W	55-0	41,644	
N.12	*at Nevada	W	46-16	16,730	
N.19	*at Wyoming	L	33-34	19,112	
N.26	*Colorado State	L	31-63	34,223	
D.3	*at Wyoming	W	27-24	24,001	
D.24	+vs. Houston	W	34-10	29,286	

* - Mountain West game; HC - Homecoming game; ^ - Mountain West Football Championship; + - Las Vegas Bowl; Ranking refers to AP/USA Today Poll at game time.

SCORE BY QUARTER	1st	2nd	3rd	4th	OT	Total
San Diego State	123	147	118	105	0	493
Opponents	86	52	60	85	0	283

TEAM STATISTICS

	SDSU	OPP
SCORING	493	283
Points Per Game	35.2	20.2
Points Off Turnovers	118	44
FIRST DOWNS	278	236
Rushing	165	92
Passing	94	126
Penalty	19	18
RUSHING YARDAGE	3,680	1,480
Yards gained rushing	4044	1837
Yards lost rushing	364	357
Rushing Attempts	636	480
Average Per Rush	5.8	3.1
Average Per Game	262.9	105.7
TDs Rushing	34	10
PASSING YARDAGE	2,023	2,936
Comp-Att-Int	155-256-6	240-445-26
Average Per Pass	7.9	6.6
Average Per Catch	13.1	12.2
Average Per Game	144.5	209.7
TDs Passing	20	24
TOTAL OFFENSE	5,703	4,416
Total Plays	892	925
Average Per Play	6.4	4.8
Average Per Game	407.4	315.4
KICK RETURNS: #-Yards	35-984	58-1,209
PUNT RETURNS: #-Yards	30-271	19-175
INT RETURNS: #-Yards	26-364	6-27
KICK RETURN AVERAGE	28.1	20.8
PUNT RETURN AVERAGE	9.0	9.2
INT RETURN AVERAGE	14.0	4.5
FUMBLES-LOST	16-9	12-3
PENALTIES-Yards	98-845	73-673
Average Per Game	60.4	48.1
PUNTS-Yards	63-2602	83-3460
Average Per Punt	41.3	41.7
Net punt average	36.9	37.7
KICKOFFS-Yards	94-5,891	58-3,340
Average Per Kick	62.7	57.6
Net kick average	41.0	33.3
TIME OF POSSESSION/Game	31:23	28:37
3RD-DOWN Conversions	69/171	80/212
3rd-Down Pct	40%	38%
4TH-DOWN Conversions	6/13	9/26
4th-Down Pct	46%	35%
SACKS BY-Yards	38-246	28-159
MISC YARDS	0	24
TOUCHDOWNS SCORED	62	37
FIELD GOALS-ATTEMPTS	21-23	8-9
ON-SIDE KICKS	0-0	1-1
RED-ZONE SCORES	(44-50) 88%	(23-27) 85%
RED-ZONE TOUCHDOWNS	(30-50) 60%	(18-27) 67%
PAT-ATTEMPTS	(56-58) 97%	(35-36) 97%
ATTENDANCE	223,735	131,160
Games/Avg Per Game	6 / 37,289	7 / 18,737
Neutral Site Games		1 / 29,286

SCORE BY QUARTER	1st	2nd	3rd	4th	OT	Total
San Diego State	123	147	118	105	-	493
Opponents	86	52	60	85	-	283

RUSHING

Player	G	Att.	Gain	Loss	Net	Avg.	TD	Long	YPG	100+	Hi Gm
PUMPHREY, Donnel	14	349	2194	61	2,133	6.1	17	79	152.4	11	281
PENNY, Rashaad	14	136	1057	39	1,018	7.5	11	73	72.7	5	208
WASHINGTON, Juwan	14	55	460	19	441	8.0	6	81	31.5	1	137
CHAPMAN, Christian	14	71	244	181	63	0.9	0	18	4.5	0	31
TRUXTON, Quest	14	2	44	0	44	22.0	0	23	3.1	0	23
AGNEW, Ryan	8	5	33	0	33	6.6	0	23	4.1	0	23
WORMHOUDT, Tyler	2	2	8	0	8	4.0	0	6	4.0	0	8
BAWDEN, Nick	13	1	4	0	4	4.0	0	0	0.3	0	4
MATHIS, Kendrick	9	1	0	4	-4	-4.0	0	0	-0.4	0	-4
TEAM	11	14	0	60	-60	-4.3	0	0	-5.5	0	0
SDSU TOTALS	14	636	4,044	364	3,680	5.8	34	81	262.9	17	281
OPPONENTS	14	480	1,837	357	1,480	3.1	10	66	105.7	3	131

PASSING

Player	G	Effic.	Cmp.	Att.	Int.	Pct.	Yds.	TD	Long	YPG
CHAPMAN, Christian	14	149.20	153	251	6	61.0	1,994	20	86	142.4
TEAM	11	0.00	0	2	0	0.0	0	0	0	0.0
AGNEW, Ryan	8	221.80	2	2	0	100.0	29	0	21	4.1
PUMPHREY, Donnel	14	0.00	0	1	0	0.0	0	0	0	0.0
SDSU TOTALS	14	148.02	155	256	6	60.5	2,023	20	86	144.5
OPPONENTS	14	115.47	240	445	26	53.9	2,936	24	79	209.7

RECEIVING

Player	G	No.	Yds.	Avg.	TD	Long	YPG	100+	Hi Re.	Hi Yd.
HOLDER, Mikah	13	27	581	21.5	5	86	44.7	1	4	160
PUMPHREY, Donnel	14	27	231	8.6	0	27	16.5	0	7	57
WELLS, David	14	25	294	11.8	4	27	21.0	0	5	62
JUDGE, Eric	13	16	182	11.4	0	27	14.0	0	5	54
PENNY, Rashaad	14	15	224	14.9	3	41	16.0	0	2	64
BAWDEN, Nick	13	15	137	9.1	0	20	10.5	0	3	32
TRUXTON, Quest	14	11	156	14.2	3	27	11.1	0	2	50
ANDERSON, Curtis	14	6	59	9.8	1	28	4.2	0	1	28
HOUSTON, Parker	10	5	32	6.4	1	14	3.2	0	2	14
WASHINGTON, Juwan	14	3	72	24.0	1	44	5.1	0	1	44
WARRING, Kahale	4	2	17	8.5	2	12	4.2	0	1	12
FAVREAU, Chase	12	2	17	8.5	0	9	1.4	0	1	9
RICHARDSON, Darryl	11	1	21	21.0	0	21	1.9	0	1	12
SDSU TOTALS	14	155	2,023	13.1	20	86	144.5	1	7	160
OPPONENTS	14	240	2,936	12.2	24	79	209.7	2	14	190

SCORING

Player	TD	FGs	Kick	Rush	Rcv.	Pass	DXP	Safety	Points
BARON, John	0	21-23	56-58	0-0	0	0-0	0	0	119
PUMPHREY, Donnel	17	0-0	0-0	0-0	0	0-0	0	0	102
PENNY, Rashaad	16	0-0	0-0	0-0	0	0-0	0	0	96
WASHINGTON, Juwan	8	0-0	0-0	0-0	0	0-0	0	0	48
HOLDER, Mikah	5	0-0	0-0	0-0	0	0-0	0	0	30
WELLS, David	4	0-0	0-0	0-0	1	0-0	0	0	26
TRUXTON, Quest	3	0-0	0-0	0-0	0	0-0	0	0	18
SMITH, Ron	2	0-0	0-0	0-0	0	0-0	0	0	12
WARRING, Kahale	2	0-0	0-0	0-0	0	0-0	0	0	12
HOUSTON, Parker	1	0-0	0-0	0-0	0	0-0	0	0	6
ANDERSON, Curtis	1	0-0	0-0	0-0	0	0-0	0	0	6
SMITH, Malik	1	0-0	0-0	0-0	0	0-0	0	0	6
LAKALAKA, Ronley	1	0-0	0-0	0-0	0	0-0	0	0	6
KAZEE, Damontae	1	0-0	0-0	0-0	0	0-0	0	0	6
BLAIN, Tanner	0	0-0	0-0	0-1	0	0-0	0	0	0
CHAPMAN, Christian	0	0-0	0-0	0-0	0	1-3	0	0	0
SDSU TOTALS	62	21-23	56-58	0-1	1	1-3	0	0	493
OPPONENTS	37	8-9	35-36	0-0	0	0-1	1	0	283

2016 Season Statistics



SEVEN STRAIGHT BOWL GAME APPEARANCES ► 21 CONFERENCE CHAMPIONSHIPS

PUNT RETURNS

Player	No.	Yards	Avg.	TD	Long
TRUXTON, Quest	30	271	9.0	0	41
SDSU TOTALS	30	271	9.0	0	41
OPPONENTS	19	175	9.2	1	91

KICKOFF RETURNS

Player	No.	Yards	Avg.	TD	Long
PENNY, Rashaad	20	624	31.2	2	100
WASHINGTON, Juwan	10	293	29.3	1	92
TRUXTON, Quest	4	61	15.2	0	20
PUMPHREY, Donnel	1	6	6.0	0	6
SDSU TOTALS	35	984	28.1	3	100
OPPONENTS	58	1,209	20.8	0	35

INTERCEPTION RETURNS

Player	No.	Yards	Avg.	TD	Long
KAZEE, Damontae	7	156	22.3	1	54
KELLY, Kameron	5	47	9.4	0	21
SMITH, Ron	3	77	25.7	2	54
BABIASH, Derek	3	0	0.0	0	0
LAKALAKA, Ronley	2	20	10.0	1	11
BALDWIN, Parker	2	14	7.0	0	14
MUNSON, Calvin	1	12	12.0	0	12
SMITH, Malik	1	28	28.0	1	28
LOMAX, Trey	1	10	10.0	0	10
MCGEE, Na'im	1	0	0.0	0	0
SDSU TOTALS	26	364	14.0	5	54
OPPONENTS	6	27	4.5	0	16

FUMBLE RETURNS

Player	No.	Yards	Avg.	TD	Long
SDSU TOTALS	0	0	0.0	0	0
OPPONENTS	2	100	50.0	2	80

TOTAL OFFENSE

Player	G	Plays	Rush	Pass	Total	YPG
PUMPHREY, Donnel	14	350	2,133	0	2,133	152.4
CHAPMAN, Christian	14	322	63	1,994	2,057	146.9
PENNY, Rashaad	14	136	1,018	0	1,018	72.7
WASHINGTON, Juwan	14	55	441	0	441	31.5
AGNEW, Ryan	8	7	33	29	62	7.8
TRUXTON, Quest	14	2	44	0	44	3.1
WORMHOUDT, Tyler	2	2	8	0	8	4.0
BAWDEN, Nick	13	1	4	0	4	0.3
MATHIS, Kendrick	9	1	-4	0	-4	-0.4
TEAM	11	16	-60	0	-60	-5.5
SDSU TOTALS	14	892	3,680	2,023	5,703	407.4
OPPONENTS	14	925	1,480	2,936	4,416	315.4

ALL-PURPOSE YARDAGE

Player	G	Rush	Rec.	PR	KOR	IR	Total	YPG
PUMPHREY, Donnel	14	2,133	231	0	6	0	2,370	169.3
PENNY, Rashaad	14	1,018	224	0	624	0	1,866	133.3
WASHINGTON, Juwan	14	441	72	0	266	0	779	55.6
HOLDER, Mikah	13	0	581	0	0	0	581	44.7
TRUXTON, Quest	14	44	156	271	61	0	532	38.0
WELLS, David	14	0	294	0	0	0	294	21.0
JUDGE, Eric	13	0	182	0	0	0	182	14.0
KAZEE, Damontae	14	0	0	0	0	156	156	11.1
BAWDEN, Nick	13	4	137	0	0	0	141	10.8
SMITH, Ron	14	0	0	0	0	77	77	5.5
CHAPMAN, Christian	14	63	0	0	0	0	63	4.5
ANDERSON, Curtis	14	0	59	0	0	0	59	4.2
KELLY, Kameron	14	0	0	0	0	47	47	3.4
AGNEW, Ryan	8	33	0	0	0	0	33	4.1
HOUSTON, Parker	10	0	32	0	0	0	32	3.2
SMITH, Malik	14	0	0	0	0	28	28	2.0
CUMBERLANDER, Christian	3	0	0	0	27	0	27	9.0
RICHARDSON, Darryl	11	0	21	0	0	0	21	1.9
LAKALAKA, Ronley	14	0	0	0	0	20	20	1.4
WARRING, Kahale	4	0	17	0	0	0	17	4.2
FAVREAU, Chase	12	0	17	0	0	0	17	1.4
BALDWIN, Parker	14	0	0	0	0	14	14	1.0
MUNSON, Calvin	14	0	0	0	0	12	12	0.9
LOMAX, Trey	13	0	0	0	0	10	10	0.8
WORMHOUDT, Tyler	2	8	0	0	0	0	8	4.0
MATHIS, Kendrick	9	-4	0	0	0	0	-4	-0.4
TEAM	11	-60	0	0	0	0	-60	-5.5
SDSU TOTALS	14	3,680	2,023	271	984	364	7,322	523.0
OPPONENTS	14	1,480	2,936	175	1,209	27	5,851	417.9

PUNTING

Player	No.	Yards	Avg.	Lg.	TB	In.20	50+	Blk.	Net yds.	Net Avg.
BLAIN, Tanner	63	2,602	41.3	75	5	26	11	0	2,327	36.9
SDSU TOTALS	63	2,602	41.3	75	5	26	11	0	2,327	36.9
OPPONENTS	83	3,460	41.7	67	3	23	16	0	3,129	37.0

FIELD GOALS

Player	FGM-A	Pct.	10-19	20-29	30-39	40-49	50-59	60+	Lg.
BARON, John	21-23	91.3	0-0	7-7	8-8	5-6	1-2	50	
UNH: 33g; CAL: 39g; NIU: 44w; USA: 34g; UNLV: 48g, 50g; FS: 47g; SJSU: none; USU: 21g, 41g, 43g, 23g; UH: 30g, 45g, 51sh; NV: 28, 31; WY: 27, 31; CSU: 34g; WY: 37g, 20g; HOU: 23g, 28g									
SDSU TOTALS	21-23	91.3	0-0	7-7	8-8	5-6	1-2	0-0	50
Opponents	8-9	88.9	0-0	1-1	5-5	2-3	0-0	0-0	46

KICKOFFS

Player	No.	Yards	Avg.	TB	OB	Ret.	Net yds.	Net avg.
BARON, John	94	5,891	62.7	33	1	1,209	3,857	41.0
SDSU TOTALS	94	5,891	62.7	33	1	1,209	3,857	41.0
OPPONENTS	58	3,340	57.6	17	1	984	1,931	33.3



In 2016, John Baron II was a Lou Groza Collegiate Place-Kicker Award semifinalist and a first-team all-Mountain West performer, the first Aztec kicker on an MW first team in league history.

2016 Season Statistics



SEVEN STRAIGHT BOWL GAME APPEARANCES ► 21 CONFERENCE CHAMPIONSHIPS

DEFENSIVE

Player	GP	Tackles			Sacks		Pass Def.		Fumbles		Blk Rcv.-Yds	FF	Kick	Saf.
		Solo	Ast.	Total	TFL/Yds.	No.-Yards	Int.-Yds	BrUp	QBH					
MUNSON, Calvin	14	57	59	116	11.0-46	4.5-29	1-12	3	17					
LAKALAKA, Ronley	14	37	36	73	3.0-16	1.0-8	2-20	1	5					
BALDWIN, Parker	14	37	29	66	3.0-4		2-14	7			1-0	1		
KAZEE, Damontae	14	45	20	65	3.0-6		7-156	8						
SMITH, Malik	14	33	25	58	3.0-12		1-28	7	1					
SMITH, Ron	14	30	27	57	0.5-3		3-77	3				1		
BARRETT, Alex	14	29	25	54	13.0-64	7.5-55		4	16					
KELLEY, Kyle	14	21	28	49	7.5-44	6.0-38		1	12		1-0			
PHILLIPS, Sergio	14	20	22	42	3.5-18	3.0-17		1	3			1		
TURNER, Dakota	14	14	26	40	5.0-21	2.0-13		2	5			1		
KELLY, Kameron	14	19	19	38			5-47	6						
LOMAX, Trey	13	18	15	33	1.5-5		1-10	5						
WYATT-THAYER, Austin	13	17	15	32	4.0-24	4.0-24								
HALL, Noble	14	12	14	26	6.0-27	3.0-19		1	5					
DUNN, Ryan	12	12	12	24	1.5-4				3					
BABIASH, Derek	6	20	4	24	1.0-1		3-0	6						
MONTGOMERY, Kalan	13	16	5	21				2						
MC GEE, Na'im	5	9	11	20			1-0				1-0			
HENDERSON, Jay	11	10	5	15	3.0-19	2.5-18		1	7			1		
RICKS, Randy	4	8	3	11	3.0-9	1.0-7		2	3			1		
CASSIDY, Troy	11	4	6	10	1.0-1	1.0-1								
CLAY, Jeff	14	6	4	10										
THOMPSON, Trent	8	6	3	9				1						
TRUXTON, Quest	14	5	1	6										
PARCHMENT, Dwayne	14	2	3	5										
WALCOTT, Kevin	11	3	2	5										
TEZINO, Kyahva	11	2	3	5	1.5-7	1.5-7								
CHEATUM, Myles	5	3	1	4										
TAI, Sam	14		3	3										
JUDGE, Eric	13	2		2										
MOORE, Damon	1	1	1	2										
WOOLSEY, Chad	2	1	1	2										
VAUGHN, Billy	6	1	1	2										
POPE, Ryan	12	1		1										
MELIFONWU, Fred	4	1		1										
PUMPHREY, Donnel	14	1		1										
SIMMONS, Ryan	11		1	1										
BRUNSKILL, Daniel	14		1	1										
WOODS, Kyree	7	1		1	1.0-10	1.0-10								
FAVREAU, Chase	12	1		1										
HARPER, Temerrick	2		1	1										
ROCHELIN, Julian	7		1	1										
CABRERA, Israel	11		1	1										
PENNY, Rashaad	14		1	1										
WELLS, David	14	1		1										
BLAIN, Tanner	14	1		1										
SDSU TOTALS	14	507	435	942	76.0-341	38-246	26-364	61	77	3-0	6	0	0	0
OPPONENTS	14	564	414	978	86.0-291	28-159	6-27	25	33	9-100	10	2	0	0

SCORING DRIVE ANALYSIS

Game	SDSU		Opponent	
	TD	FG	TD	FG
New Hampshire	4	1	0	0
California	4+	1	5	2
at Northern Illinois	6	0	4	0
at South Alabama	3	1	5+	0
UNLV	3	2	0+	0
at Fresno State	2	1	0	1
San José State	6	0	0	1
at Utah State	3+	4	2	0
Hawai'i	5+	2	0	0
at Nevada	6	2	2	0
at Wyoming	2+	2	4	2
Colorado State	4	1	8+	0
at Wyoming	3	2	3	1
vs. Houston	3+	2	1	1
TOTALS	54	21	34	8

+ - indicates team scored a non-offensive touchdown. & - overtime drives included.

GAME-OPENING DRIVE

Game	SDSU			Opponent		
	Pts.	FD	Yds.	Pts.	FD	Yds.
New Hampshire	0	0	0 ^A	0	1	16
California	0	1	17	0	0	2 ^A
at Northern Illinois	0	3	25	0	1	20
at South Alabama	0	0	2 ^A	7	5	90
UNLV	7	2	72	0	0	0 ^A
at Fresno State	0	5	75	0	0	3 ^A
San José State	0	1	19	0	0	7 ^A
at Utah State	0	1	13	7	4	70
Hawai'i	7	4	75	0	1	19
at Nevada	7	3	75	7	3	75
at Wyoming	0	0	5 ^A	3	2	57
Colorado State	0	0	8 ^A	7	3	72
at Wyoming	0	0	-6 ^A	0	0	-10 ^A
vs. Houston	0	0	0 ^A	0	0	4 ^A
AVERAGES	1.50	1.43	27.14	2.21	1.43	30.07

^A - indicates possession ended in a three-and-out.

OPENING SECOND-HALF DRIVE

Game	SDSU			Opponent		
	Pts.	FD	Yds.	Pts.	FD	Yds.
New Hampshire	3	5	71	0	2	32
California	0	1	15	0	4	52
at Northern Illinois	0	0	-11 ^A	7	1	54
at South Alabama	0	1	2	7	1	82
UNLV	0	2	7	0	1	19
at Fresno State	0	3	40	3	3	54
San José State	7	5	75	0	0	4 ^A
at Utah State	3	2	46	0	1	14
Hawai'i	0	0	-12 ^A	0	1	10
at Nevada	6	4	75	0	3	59
at Wyoming	0	0	3	7	5	70
Colorado State	0	2	13	0	0	-3 ^A
at Wyoming	7	2	31	0	0	1
vs. Houston	0	1	18	0	1	10
AVERAGES	1.86	2.00	26.64	1.71	1.64	32.71

^A - indicates possession ended in a three-and-out.

2016 Season Statistics



SEVEN STRAIGHT BOWL GAME APPEARANCES ► 21 CONFERENCE CHAMPIONSHIPS

OFFENSIVE STARTERS

Position	UNH	CAL	NIU	USA	UNLV	FS	SJSU	USU	UH	NV	WYO	CSU	WYO	HOU
LT	Miller	Miller	Miller	Miller	Miller	Miller	Miller	Miller	Miller	Miller	Miller	Miller	Miller	Miller
LG	Siragusa	Siragusa	Siragusa	Siragusa	Siragusa	Siragusa	Siragusa	Siragusa	Siragusa	Siragusa	Siragusa	Siragusa	Siragusa	Siragusa
C	Flores	Flores	Flores	Flores	Flores	Flores	Flores	Flores	Flores	Flores	Flores	Flores	Flores	Flores
RG	Rosales	Rosales	Rosales	Rosales	Rosales	Rosales	Rosales	Rosales	Rosales	Rosales	Rosales	Rosales	Rosales	Rosales
RT	Brunskill	Brunskill	Brunskill	Brunskill	Brunskill	Brunskill	Brunskill	Brunskill	Brunskill	Brunskill	Brunskill	Brunskill	Brunskill	Brunskill
TE	Wells	Wells	Wells	Wells	Wells	Wells	Wells	Wells	Wells	Wells	Wells	Wells	Wells	Wells
TE	-	-	-	-	-	Houston	Richardson	Houston	Houston	-	-	-	Houston	-
QB	Chapman	Chapman	Chapman	Chapman	Chapman	Chapman	Chapman	Chapman	Chapman	Chapman	Chapman	Chapman	Chapman	Chapman
RB	Pumphrey	Pumphrey	Pumphrey	Pumphrey	Pumphrey	Pumphrey	Pumphrey	Pumphrey	Pumphrey	Pumphrey	Pumphrey	Pumphrey	Pumphrey	Pumphrey
RB	-	-	-	-	-	-	-	-	-	-	Penny	Washington	-	-
FB	Turner	Turner	Turner	Bawden	Bawden	Bawden	Bawden	Bawden	Bawden	Bawden	Bawden	Bawden	Bawden	Bawden
WR	Holder	Holder	Holder	Holder	Holder	Holder	Anderson	Holder	Holder	Holder	Holder	Holder	Holder	Holder
WR	Judge	Judge	Judge	Anderson	Anderson	-	-	-	-	Anderson	-	-	-	Truxton

DEFENSIVE STARTERS

Position	UNH	CAL	NIU	USA	UNLV	FS	SJSU	USU	UH	NV	WYO	CSU	WYO	HOU
DE	Kelley	Kelley	Kelley	Kelley	Kelley	Kelley	Kelley	Kelley	Kelley	Kelley	Kelley	Kelley	Kelley	Kelley
DT	Hall	Hall	Hall	Hall	Hall	Hall	Hall	Hall	Hall	Hall	Hall	Hall	Hall	Hall
DE	Barrett	Barrett	Barrett	Barrett	Barrett	Barrett	Barrett	Barrett	Barrett	Barrett	Barrett	Barrett	Barrett	Barrett
LB	Munson	Munson	Munson	Munson	Munson	Munson	Munson	Munson	Munson	Munson	Munson	Munson	Munson	Munson
MLB	Ricks	Ricks	Ricks	Ricks	Dunn	Dunn	Dunn	Dunn	Dunn	Dunn	Henderson	Henderson	Henderson	Dunn
LB	Lakalaka	Wyatt-Thayer	Lakalaka	Lakalaka	Lakalaka	Lakalaka	Lakalaka	Lakalaka	Lakalaka	Lakalaka	Lakalaka	Lakalaka	Lakalaka	Lakalaka
LB	-	-	-	-	-	-	-	-	-	-	-	-	Dunn	-
CB	Babiash	Babiash	Babiash	Babiash	Babiash	Babiash	Montgomery	Montgomery	R. Smith	R. Smith	R. Smith	R. Smith	R. Smith	R. Smith
WAR	M. Smith	M. Smith	M. Smith	M. Smith	M. Smith	M. Smith	M. Smith	M. Smith	M. Smith	M. Smith	M. Smith	M. Smith	M. Smith	M. Smith
AZT	McGee	McGee	McGee	McGee	McGee	Baldwin	Baldwin	Baldwin	Baldwin	Baldwin	Baldwin	Baldwin	Baldwin	Baldwin
WAR	Lomax	Lomax	Lomax	Lomax	Lomax	Lomax	Lomax	Lomax	Lomax	Lomax	Lomax	Lomax	-	Kelly
CB	Kazee	Kazee	Kazee	Kazee	Kazee	Kazee	Kazee	Kazee	Kazee	Kazee	Kazee	Kazee	Kazee	Kazee

RED ZONE

	Times		Drives Ended By							Total		TD		Scoring	
	Inside	Opp. 20	TD	FG	MFG	Punts	Downs	TO	SF	Clock	Points	Pct.	Pct.	Pct.	Pct.
SAN DIEGO STATE	50		30	14	1	0	2	1	0	2	249	60.0		88.0	
OPPONENTS	27		18	5	0	0	2	2	1	0	140	66.6		85.2	

GAME SUMMARIES

	Score By Quarters						First Downs				Rushing			Passing			Total Off.		Return	Punting	Fumbles	Pen.	Third	Avg.	
Game	Score	1	2	3	4	OT	Tot	Ru	Pa	Pn	Att	Yards	TD	C-A-I	Yards	TD	Att	Yards	Yards	No-Avg	No-Lost	No-Yds	Downs	F. Pos	ToP
New Hampshire	0	0	0	0	0	-	8	4	3	1	31	71	0	7-20-1	70	0	51	141	46	12-38.3	0-0	8-49	0-14	NH29	25:31
at SDSU	31	14	7	3	7	-	19	7	11	1	41	170	2	17-26-0	291	2	67	461	25	8-36.9	0-0	9-70	5-15	SD28	34:29
California	40	14	7	10	9	-	30	5	23	2	22	82	0	41-72-3	522	5	94	604	93	5-48.2	2-1	5-55	7-19	CA29	25:30
at SDSU	45	14	17	7	7	-	22	13	8	1	47	334	3	14-23-1	129	1	70	463	207	5-38.0	2-1	14-105	5-13	SD34	34:30
at N. Illinois	28	0	7	14	7	-	20	10	6	4	39	155	1	17-35-2	213	3	74	368	157	5-29.4	0-0	8-103	3-14	NI23	27:50
SDSU	42	14	14	0	14	-	22	11	6	5	45	278	3	11-19-1	126	3	64	404	138	5-42.4	1-0	11-109	5-13	SD43	32:10
at South Ala.	42	14	0	7	21	-	18	7	9	2	40	89	2	16-21-0	242	3	61	331	61	5-46.4	0-0	10-93	7-13	SA33	33:17
SDSU	24	6	10	8	0	-	20	12	8	0	41	157	2	13-22-1	159	1	63	316	91	5-46.4	3-2	10-85	2-10	SD31	26:43
UNLV*	7	0	7	0	0	-	9	7	1	1	36	113	0	2-13-1	9	0	49	122	115	8-43.8	2-0	0-0	5-14	LV24	21:58
at SDSU	26	10	3	7	6	-	22	14	8	0	54	245	2	15-20-0	215	1	74	460	59	4-40.2	1-1	7-75	5-14	SD27	38:02
at Fresno St.*	3	0	0	3	0	-	10	4	4	2	24	78	0	16-27-3	139	0	51	217	91	5-39.4	0-0	5-36	5-14	FS16	22:41
SDSU	17	3	7	7	0	-	25	20	5	0	61	282	2	7-12-0	72	0	73	364	61	4-26.2	1-0	6-65	7-13	SD28	37:19
San José St.*	3	0	3	0	0	-	14	3	10	1	28	67	0	18-37-0	142	0	65	209	172	7-44.3	1-0	7-69	7-18	SJ27	29:01
at SDSU	42	7	14	21	0	-	22	12	7	3	44	293	5	13-18-1	167	1	62	460	20	3-40.7	1-0	5-37	4-9	SD28	30:59
at Utah St.*	13	7	0	0	6	-	12	4	6	2	28	71	1	11-26-1	181	1	54	252	97	7-44.3	1-1	4-39	5-14	US19	23:15
SDSU	40	10	10	3	17	-	20	18	0	2	57	400	2	4-10-0	14	1	67	414	90	3-44.0	0-0	4-40	7-14	SD19	36:45
Hawaii*	0	0	0	0	0	-	15	3	12	0	27	48	0	25-45-4	167	0	72	215	200	8-44.9	0-0	8-69	5-16	UH22	32:30
at SDSU	55	14	13	14	14	-	19	14	4	1	42	296	2	8-16-1	97	3	58	393	182	3-51.0	0-0	3-20	5-10	SD39	27:30
at Nevada*	16	7	0	2	7	-	19	7	11	1	34	90	0	21-37-3	276	2	71	366	39	4-40.0	1-0	2-20	10-16	NV22	32:00
SDSU	46	10	16	13	7	-	25	16	9	0	44	474	4	11-17-0	146	2	61	620	57	1-35.0	1-1	6-49	7-9	SD31	28:00
at Wyoming*	34	3	7	10	14	-	29	15	12	2	53	205	2	16-31-1	282	2	84	487	23	4-39.8	1-0	2-20	9-17	WY26	36:43
SDSU	33	7	10	7	9	-	17	7	9	1	31	178	0	15-27-0	219	2	58	389	200	5-48.2	1-1	7-53	5-12	SD34	23:17
Colorado St.*	63	21	21	14	7	-	23	13	10	0	46	291	3	11-16-0	216	5	62	507	176	4-37.8	1-0	6-65	8-12	CS36	32:09
at SDSU	31	7	17	0	7	-	16	4	9	3	39	194	2	11-19-1	183	2	58	377	175	4-38.5	1-1	6-50	5-12	SD29	27:51
at Wyoming+	24	10	0	0	14	-	13	3	10	0	31	95	0	14-31-2	248	3	62	343	28	5-44.8	2-1	6-45	2-14	WY27	26:05
SDSU	27	7	3	14	3	-	16	11	4	1	53	242	3	6-13-1	85	0	66	327	162	6-45.5	3-2	7-62	5-15	SD42	33:55
Houston^	10	10	0	0	0	-	16	7	9	0	41	25	1	25-34-4	229	0	75	254	109	4-40.0	0-0	2-10	7-17	UH27	32:12
vs. SDSU	34	0	6	14	14	-	13	6	6	1	37	127	2	10-14-0	128	1	51	255	152	7-36.7	0-0	3-25	2-12	SD41	27:48

* - Mountain West game; + - Mountain West Football Championship; ^ - Las Vegas Bowl

2016 Season Statistics



SEVEN STRAIGHT BOWL GAME APPEARANCES ► 21 CONFERENCE CHAMPIONSHIPS

SDSU SCORING DRIVES

Opponent	Plays	Yds.	TOP	Score	Qtr/Time	Drive Start	Scoring Play
New Hampshire	1	86	0:11	TD	1st/3:33	SD 14	Holder 86-yd pass f/Chapman
	4	67	1:47	TD	1st/0:42	SD 33	Pumphrey 20-yd run
	6	66	2:39	TD	2nd/5:23	SD 34	Holder 14-yd pass f/Chapman
	14	71	4:50	FG	3rd/4:50	SD 13	Baron 33-yd field goal
	8	41	3:45	TD	4th/7:00	NH 41	Penny 1-yd run
California	1	25	0:04	TD	1st/6:11	CAL 25	Penny 25-yd pass f/ Chapman
	--	--	0:00	TD	1st/4:03	N/A	Penny 100-yd kickoff return
	6	80	2:09	TD	1st/1:31	SD 20	Pumphrey 33-yd run
	--	--	0:00	TD	2nd/6:22	N/A	Lakalaka 9-yd interception for TD
	11	58	3:47	FG	2nd/0:38	SD 20	Baron 39-yd field goal
	3	80	1:11	TD	3rd/8:30	SD 20	Pumphrey 57-yd run
	8	73	3:28	TD	4th/2:47	SD 27	Pumphrey 4-yd run
at Northern Illinois	1	46	0:09	TD	1st/7:19	NIU 46	Pumphrey 46-yd run
	6	68	3:16	TD	1st/1:08	SD 32	Penny 27-yd pass f/Chapman
	4	13	1:43	TD	2nd/14:09	NIU 13	Warring 5-yd pass f/Chapman
	3	45	1:14	TD	2nd/6:19	NIU 45	Holder 33-yd pass f/Chapman
	5	53	1:44	TD	4th/14:54	SD 47	Pumphrey 33-yd run
	2	79	0:17	TD	4th/7:40	SD 21	Pumphrey 79-yd run
at South Alabama	2	48	0:35	TD	1st/6:03	USA 48	Penny 15-yd run
	3	40	0:58	TD	2nd/9:45	USA 40	Pumphrey 7-yd run
	8	63	1:46	FG	2nd/0:05	SD 20	Baron 34-yd field goal
	11	90	5:35	TD	3rd/3:06	SD 10	Warring 12-yd pass f/ Chapman
UNLV	4	72	1:44	TD	1st/13:16	SD 28	Penny 41-yd pass f/Chapman
	10	27	4:51	FG	1st/8:16	SD 42	Baron 48-yd field goal
	9	45	4:52	FG	2nd/1:28	SD 23	Baron 50-yd field goal
	6	60	2:29	TD	3rd/4:50	SD 40	Pumphrey 9-yd run
	10	81	4:31	TD	4th/12:47	SD 19	Penny 4-yd run
at Fresno State	6	17	3:10	FG	1st/4:21	FS 46	Baron 47-yd field goal
	11	75	5:34	TD	2nd/9:15	SD 25	Pumphrey 2-yd run
	9	52	3:28	TD	3rd/0:09	SD 48	Pumphrey 13-yd run
San José State	10	70	5:18	TD	1st/2:10	SD 30	Wells 4-yd pass f/Chapman
	7	62	2:47	TD	2nd/12:34	SD 38	Penny 3-yd run
	3	43	0:50	TD	2nd/9:41	SJ 43	Pumphrey 27-yd run
	10	75	4:35	TD	3rd/10:25	SD 25	Penny 4-yd run
	11	76	5:58	TD	3rd/3:29	SD 24	Pumphrey 23-yd run
	2	71	1:04	TD	3rd/0:00	SD 29	Penny 73-yd run
at Utah State	2	44	0:44	TD	1st/7:11	US 44	Washington 39-yd run
	9	61	4:16	FG	1st/1:04	SD 35	Baron 21-yd field goal
	16	79	8:13	TD	2nd/6:33	SD 21	Truxton 10-yd pass f/Chapman
	5	45	1:35	FG	2nd/0:00	SD 31	Baron 41-yd field goal
	9	46	4:20	FG	3rd/8:24	SD 28	Baron 43-yd field goal
	12	53	6:06	FG	4th/14:43	SD 41	Baron 23-yd field goal
	2	65	0:44	TD	4th/13:33	SD 35	Washington 1-yd run
	--	--	0:00	TD	4th/13:31	N/A	M. Smith 28-yd interception for TD
Hawai'i	8	75	3:25	TD	1st/11:35	SD 25	Wells 13-yd pass f/Chapman
	11	88	5:59	TD	1st/1:59	SD 12	Truxton 9-yd pass f/Chapman
	--	--	0:00	TD	2nd/12:36	N/A	R. Smith 14-yd interception for TD
	6	20	3:20	FG	2nd/3:45	UH 33	Baron 30-yd field goal
	2	0	0:09	FG	2nd/0:04	UH 28	Baron 45-yd field goal
	4	87	2:09	TD	3rd/6:42	SD 13	Penny 73-yd run
	2	25	0:29	TD	3rd/1:24	UH 25	Washington 24-yd pass f/Chapman
	--	--	0:00	TD	4th/14:43	N/A	Kazee 54-yd interception for TD
	6	80	2:58	TD	4th/8:02	SD 20	Washington 20-yd run
at Nevada	6	75	2:28	TD	1st/12:32	SD 25	Penny 40-yd run
	10	64	5:29	FG	1st/2:03	SD 25	Baron 28-yd field goal
	3	21	0:49	TD	2nd/10:19	NV 21	Pumphrey 3-yd run
	6	32	2:35	TD	2nd/5:53	NV 32	Holder 6-yd pass f/Chapman
	10	77	1:42	FG	2nd/0:03	SD 09	Baron 31-yd field goal
	9	75	4:40	TD	3rd/4:43	SD 25	Wells 17-yd pass f/Chapman
	2	73	0:52	TD	3rd/2:50	SD 27	Penny 72-yd run
	3	54	1:26	TD	4th/7:34	SD 46	Washington 45-yd run
at Wyoming	--	--	0:00	TD	1st/14:47	N/A	Penny 93-yd kickoff return
	10	64	5:10	FG	2nd/7:49	SD 26	Baron 27-yd field goal
	9	65	1:14	TD	2nd/0:00	SD 35	Houston 3-yd pass f/Chapman
	--	--	0:00	TD	3rd/8:53	N/A	Washington 92-yd kickoff return
	6	66	3:05	FG	4th/10:45	SD 20	Baron 31-yd field goal
	11	99	1:07	TD	4th/0:00	SD 01	Truxton 23-yd pass f/Chapman
Colorado State	5	45	2:25	TD	1st/5:41	CS 45	Wells 25-yd pass f/Chapman
	9	83	3:49	TD	2nd/14:11	SD 17	Holder 25-yd pass f/Chapman
	7	33	1:51	FG	2nd/11:49	50	Baron 34-yd field goal
	7	79	2:29	TD	3rd/2:24	SD 21	Pumphrey 7-yd run
	3	85	1:24	TD	4th/4:50	SD 15	Washington 81-yd run
at Wyoming	7	62	3:03	TD	1st/1:46	SD 38	Pumphrey 9-yd run

	10	50	4:37	FG	2nd/9:39	SD 30	Baron 37-yd field goal
	4	31	1:31	TD	3rd/12:35	WY 31	Penny 6-yd run
	8	75	4:12	TD	3rd/1:25	SD 25	Penny 6-yd run
	7	19	3:59	FG	4th/6:54	WY 22	Baron 20-yd field goal
vs. Houston	8	55	4:26	FG	2nd/6:28	SD 40	Baron 23-yd field goal
	7	26	2:52	FG	2nd/1:29	UH 37	Baron 28-yd field goal
	4	68	1:54	TD	3rd/3:14	SD 32	Pumphrey 32-yd run
	--	--	0:00	TD	3rd/0:56	N/A	R. Smith 54-yd interception return
	1	28	0:05	TD	4th/8:58	UH28	Anderson 28-yd pass f/Chapman
	4	21	1:46	TD	4th/1:11	UH21	Washington 7-yd run

OPPONENT SCORING DRIVES

Opponent	Plays	Yds.	TOP	Score	Qtr/Time	Drive Start	Scoring Play
New Hampshire						N/A	
California	6	81	1:52	TD	1st/4:19	SD 19	Rivera 33-yd pass f/Webb
	8	75	2:32	TD	1st/1:31	SD 25	Hansen 49-yd pass f/Webb
	9	75	3:02	TD	2nd/11:20	SD 25	Hudson 21-yd pass f/Webb
	3	75	0:48	TD	3rd/7:52	SD 25	Robertson 59-yd pass f/Webb
	8	32	2:48	FG	3rd/2:56	SD 40	Anderson 45-yd field goal
	6	33	1:29	FG	4th/13:27	SD 48	Anderson 36-yd field goal
	12	79	1:51	TD	4th/0:56	SD 21	Hudson 2-yd pass f/Webb
at Northern Illinois	7	65	2:27	TD	2nd/3:52	SD 35	Golladay 12-yd run
	2	54	0:31	TD	3rd/12:03	SD 46	Golladay 49-yd pass f/Graham
	7	73	3:08	TD	3rd/7:46	SD 27	Wimann 14-yd pass f/Graham
	16	65	6:43	TD	4th/8:02	SD 35	Wimann 7-yd pass f/Graham
at South Alabama	8	90	3:29	TD	1st/10:38	USA 10	Thomas 12-yd run
	8	75	4:17	TD	1st/4:17	USA 25	Kutchera 37-yd pass f/Garvin
	2	82	0:52	TD	3rd/14:08	USA 18	Everett 79-yd pass f/ Garvin
	11	69	6:08	TD	4th/11:58	USA 31	Magee 20-yd pass f/ Garvin
	2	3	0:41	TD	4th/8:02	SD 03	Ayoola 1-yd run
	--	--	0:00	TD	4th/4:17	N/A	Earl 80-yd fumble recovery
UNLV	--	--	0:00	TD	2nd/10:35	N/A	Baldwin 20-yd fumble recovery
at Fresno State	13	54	5:06	FG	3rd/9:54	FS 24	Kroening 39-yd field goal
San José State	6	16	1:55	FG	2nd/3:00	SD 25	Crawford 26-yd field goal
at Utah State	7	70	2:57	TD	1st/8:08	US 30	Myers 10-yd run
	13	91	5:14	TD	4th/7:59	US 09	Colston-Green 23-yd pass f/Myers
Hawai'i						N/A	
at Nevada	11	75	5:00	TD	1st/7:32	NV 25	Henderson 0-yd fumble return
	--	--	0:00	PAT Ret.	3rd/4:43	N/A	Muhammad PAT return
	8	75	3:44	TD	4th/14:06	NV 25	Demps 40-yd pass f/Gangi
at Wyoming	9	57	4:20	FG	1st/10:27	WY 27	Rothe 32-yd field goal
	7	80	2:41	TD	2nd/1:14	WY 20	Hill 11-yd run
	13	70	5:54	TD	3rd/9:06	WY 30	Hill 1-yd run
	4	1	0:55	FG	3rd/4:15	SD 18	Rothe 34-yd field goal
	3	75	1:00	TD	4th/9:45	WY 25	Maulhardt 30-yd pass f/Allen
	15	85	6:14	TD	4th/1:07	WY 15	C.J. Johnson 29-yd pass f/Allen
Colorado State	5	72	2:25	TD	1st/12:35	CS 28	Gallup 35-yd pass f/Stevens
	6	63	2:27	TD	1st/8:12	CS 37	Clark 27-yd pass f/Stevens
	6	70	2:29	TD	1st/3:07	CS 30	Matthews 3-yd run
	9	69	4:20	TD	2nd/7:14	CS 31	Gallup 35-yd pass f/Stevens
	--	--	0:00	TD	2nd/4:59	N/A	Ruiz 91-yd punt return
	5	75	6:14	TD	2nd/2:01	CS 25	Ruiz 5-yd pass f/Stevens
	8	35	4:21	TD	3rd/4:53	SD 35	Gallup 6-yd pass f/Clark
	3	43	1:27	TD	3rd/0:59	SD 43	Kinsey 27-yd run
	5	38	2:11	TD	4th/12:54	SD 38	Matthews 4-yd run
at Wyoming	5	18	1:23	FG	1st/8:04	SD 47	Rothe 46-yd field goal
	3	17	1:26	TD	1st/4:49	SD 17	Hollister 12-yd pass f/Allen
	8	75	2:36	TD	4th/13:49	WY 25	Gentry 33-yd pass f/Allen
	2	75	0:42	TD	4th/6:12	WY 25	C.J. Johnson 43-yd pass f/Allen
vs. Houston	10	24	3:31	FG	1st/6:38	SD38	Cummings 31-yd field goal
	10	74	3:50	TD	1st/1:22	UH26	Ward Jr. 2-yd run

2016 MW Statistics



SEVEN STRAIGHT BOWL GAME APPEARANCES ► 21 CONFERENCE CHAMPIONSHIPS

2016 Mountain West Standings

West	Mountain West			Overall		
	W	L	Pct.	W	L	Pct.
1. San Diego State	6	2	.750	11	3	.786
2. Hawai'i	4	4	.500	7	7	.500
3. San José State	3	5	.375	4	8	.333
Nevada	3	5	.375	5	7	.417
UNLV	3	5	.375	4	8	.333
6. Fresno State	0	8	.000	1	11	.083

Mountain						
	W	L	Pct.	W	L	Pct.
1. Wyoming	6	2	.750	8	6	.571
Boise State	6	2	.750	10	3	.769
New Mexico	6	2	.750	9	4	.692
4. Air Force	5	3	.625	10	3	.769
Colorado State	5	3	.625	7	6	.538
6. Utah State	1	7	.125	3	9	.250

■ Mountain West Championship Game (Laramie, Wyo.)

San Diego State 27, Wyoming 24

■ Mountain West Bowl Games

New Mexico 23, UTSA 20	Gildan New Mexico Bowl
San Diego State 34, Houston 10	Las Vegas Bowl
BYU 24, Wyoming 21	SDCCU Poinsettia Bowl
Idaho 61, Colorado State 50	Famous Idaho Potato Bowl
Hawai'i 52, Middle Tennessee 35	Hawai'i Bowl
Baylor 31, Boise State 12	Motel 6 Cactus Bowl
Air Force 45, South Alabama 21	Nova Home Loans Arizona Bowl

■ Scoring Offense

	G	TD	FG	XP	2XP	DXP	Saf	Pts	Avg
1. New Mexico	13	63	12	61	1	0	0	477	36.7
2. Wyoming	14	66	13	64	1	0	1	503	35.9
3. Colorado State	13	61	11	56	2	0	0	459	35.3
4. San Diego State	14	62	21	56	1	0	0	493	35.2
5. Air Force	13	56	22	51	2	0	0	457	35.2
6. Boise State	13	59	9	58	0	0	0	439	33.8
7. UNLV	12	48	14	45	2	0	0	379	31.6
8. Hawai'i	14	51	13	49	0	0	1	396	28.3
9. Nevada	12	39	11	34	1	1	0	305	25.4
10. San José State	12	35	16	31	2	0	0	293	24.4
11. Utah State	12	36	12	35	0	0	0	287	23.9
12. Fresno State	12	24	15	23	0	0	0	212	17.7

■ Scoring Defense

	G	TD	FG	XP	2XP	DXP	Saf	Pts	Avg
1. San Diego State	14	37	8	35	0	1	0	283	20.2
2. Boise State	13	35	18	31	3	0	1	303	23.3
3. Air Force	13	45	9	40	2	0	0	341	26.2
4. Nevada	12	44	14	40	0	0	1	348	29.0
5. Utah State	12	43	17	41	1	0	0	352	29.3
6. Colorado State	13	53	9	50	0	0	0	395	30.4
7. Fresno State	12	48	12	45	1	0	0	371	30.9
8. New Mexico	13	54	12	49	0	0	0	409	31.5
9. Wyoming	14	61	18	55	1	0	0	477	34.1
10. San José State	12	54	13	53	0	0	0	416	34.7
11. UNLV	12	56	16	53	1	0	1	441	36.8
12. Hawai'i	14	67	19	63	0	0	0	522	37.3

■ Pass Offense

	G	Cmp	Att	Int	Pct	Yds	Avg	TD	Yds/g
1. Boise State	13	253	406	8	62.3	3,878	9.6	28	298.3
2. Colorado State	13	217	360	7	60.3	3,178	8.8	29	244.5
3. Wyoming	14	210	379	15	55.4	3,207	8.5	29	229.1
4. Hawai'i	14	257	438	15	58.7	3,185	7.3	25	227.5
5. San José State	12	214	371	15	57.7	2,665	7.2	18	222.1
6. Fresno State	12	210	405	13	51.9	2,557	6.3	13	213.1
7. Nevada	12	210	356	9	59.0	2,498	7.0	18	208.2
8. Utah State	12	221	383	9	57.7	2,474	6.5	10	206.2
9. UNLV	12	138	294	10	46.9	1,955	6.6	16	162.9
10. San Diego State	14	155	256	6	60.5	2,023	7.9	20	144.5
11. Air Force	13	68	150	8	45.3	1,752	11.7	14	134.8
12. New Mexico	13	96	179	6	53.6	1,389	7.8	11	106.8

■ Pass Defense

	G	Cmp	Att	Int	Pct	Yds	Avg	TD	Yds/g
1. Nevada	12	142	240	5	59.2	1,901	7.9	12	158.4
2. Fresno State	12	159	270	5	58.9	2,009	7.4	21	167.4
3. Utah State	12	181	314	7	57.6	2,118	6.7	20	176.5
4. San José State	12	160	266	10	60.2	2,263	8.5	18	188.6
5. Colorado State	13	186	316	8	58.9	2,673	8.5	18	205.6
6. San Diego State	14	240	445	26	53.9	2,936	6.6	24	209.7
7. Boise State	13	268	442	7	60.6	2,769	6.3	19	213.0
8. New Mexico	13	201	345	8	58.3	2,890	8.4	24	222.3
9. Hawai'i	14	246	393	11	62.6	3,183	8.1	29	227.4
10. UNLV	12	210	395	5	53.2	2,918	7.4	23	243.2
11. Wyoming	14	241	425	15	56.7	3,493	8.2	23	249.5
12. Air Force	13	201	383	15	52.5	3,259	8.5	23	250.7

■ Turnover Ratio

	G	Gained		Lost		Margin	TOR/g
		Fum-Int	Tot	Fum-Int	Tot		
1. San Diego State	14	3-26	29	9-6	15	+14	1.00
2. Air Force	13	8-15	23	9-8	17	+6	0.46
3. Nevada	12	10-5	15	2-9	11	+4	0.33
4. Wyoming	14	12-15	27	9-15	24	+3	0.21
5. UNLV	12	10-5	15	3-10	13	+2	0.17
6. New Mexico	13	5-8	13	8-6	14	-1	-0.08
Colorado State	13	6-8	14	8-7	15	-1	-0.08
8. San José State	12	9-10	1	5-15	20	-1	-0.08
9. Utah State	12	3-7	10	6-9	15	-5	-0.42
10. Hawai'i	14	6-11	17	10-15	25	-8	-0.57
11. Boise State	13	2-7	9	10-8	18	-9	-0.69
12. Fresno State	12	4-5	9	5-13	18	-9	-0.75

■ Rushing Offense

	G	No	Yds	Avg	TD	Yds/g
1. New Mexico	13	688	4,550	6.6	48	350.0
2. Air Force	13	827	4,126	5.0	39	317.4
3. San Diego State	14	636	3,680	5.8	34	262.9
4. UNLV	12	521	2,898	5.6	28	241.5
5. Colorado State	13	540	2,834	5.2	30	218.0
6. Wyoming	14	627	2,876	4.6	31	205.4
7. Boise State	13	493	2,268	4.6	29	174.5
8. Nevada	12	474	2,088	4.4	20	174.0
9. Utah State	12	411	2,046	5.0	25	170.5
10. Hawai'i	14	477	2,293	4.8	25	163.8
11. San José State	12	480	1,869	3.9	16	155.8
12. Fresno State	12	440	1,394	3.2	11	116.2

■ Rushing Defense

	G	No	Yds	Avg	TD	Yds/g
1. San Diego State	14	480	1,480	3.1	10	105.7
2. Air Force	13	436	1,484	3.4	20	114.2
3. New Mexico	13	471	2,242	4.8	29	172.5
4. Boise State	13	533	2,298	4.3	12	176.8
5. UNLV	12	484	2,243	4.6	30	186.9
6. Utah State	12	558	2,440	4.4	19	203.3
7. Wyoming	14	537	2,851	5.3	34	203.6
8. Colorado State	13	577	2,782	4.8	34	214.0
9. Hawai'i	14	620	3,279	5.3	31	234.2
10. San José State	12	540	2,960	5.5	33	246.7
11. Fresno State	12	601	2,972	4.9	25	247.7
12. Nevada	12	585	3,571	6.1	32	297.6

■ Total Offense

	G	Rush	Pass	Plays	Yds	Avg/P	TD	Yds/g
1. Boise State	13	2,268	3,878	899	6,146	6.8	57	472.8
2. Colorado State	13	2,834	3,178	900	6,012	6.7	59	462.5
3. New Mexico	13	4,550	1,389	867	5,939	6.9	59	456.8
4. Air Force	13	4,126	1,752	977	5,878	6.0	53	452.2
5. Wyoming	14	2,876	3,207	1006	6,083	6.0	60	434.5
6. San Diego State	14	3,680	2,023	892	5,703	6.4	54	407.4
7. UNLV	12	2,898	1,955	815	4,853	6.0	44	404.4
8. Hawai'i	14	2,293	3,185	915	5,478	6.0	50	391.3
9. Nevada	12	2,088	2,498	830	4,586	5.5	38	382.2
10. San José State	12	1,869	2,665	851	4,534	5.3	34	377.8
11. Utah State	12	2,046	2,474	794	4,520	5.7	35	376.7
12. Fresno State	12	1,394	2,557	845	3,951	4.7	24	329.2

■ Total Defense

	G	Rush	Pass	Plays	Yds	Avg/P	TD	Yds/g
1. San Diego State	14	1,480	2,936	925	4,416	4.8	34	315.4
2. Air Force	13	1,484	3,259	819	4,743	5.8	43	364.8
3. Utah State	12	2,440	2,118	872	4,558	5.2	39	379.8
4. Boise State	13	2,298	2,769	975	5,067	5.2	31	389.8
5. New Mexico	13	2,242	2,890	816	5,132	6.3	53	394.8
6. Fresno State	12	2,972	2,009	871	4,981	5.7	46	415.1
7. Colorado State	13	2,782	2,673	893	5,455	6.1	52	419.6
8. UNLV	12	2,243	2,918	879	5,161	5.9	53	430.1
9. San José State	12	2,960	2,263	806	5,223	6.5	51	435.2
10. Wyoming	14	2,851	3,493	962	6,344	6.6	57	453.1

2016 MW Statistics



SEVEN STRAIGHT BOWL GAME APPEARANCES ► 21 CONFERENCE CHAMPIONSHIPS

11. Nevada	12	3,571	1,901	825	5,472	6.6	44	456.0
12. Hawai'i	14	3,279	3,183	1,013	6,462	6.4	60	461.6

■ Pass Efficiency

	G	Cmp	Att	Int	Pct	Yds	TD	Effic
1. Air Force	13	68	150	8	45.3	1,752	14	163.6
2. Boise State	13	253	406	8	62.3	3,878	28	161.4
3. Colorado State	13	217	360	7	60.3	3,178	29	157.1
4. San Diego State	14	155	256	6	60.5	2,023	20	148.0
5. Wyoming	14	210	379	15	55.4	3,207	29	143.8
6. New Mexico	13	96	179	6	53.6	1,389	11	132.4
7. Hawai'i	14	257	438	15	58.7	3,185	25	131.7
8. Nevada	12	210	356	9	59.0	2,498	18	129.6
9. San José State	12	214	371	15	57.7	2,665	18	125.9
10. Utah State	12	221	383	9	57.7	2,474	10	115.9
11. UNLV	12	138	294	10	46.9	1,955	16	114.0
12. Fresno State	12	210	405	13	51.9	2,557	13	109.1

■ Pass Efficiency Defense

	G	Cmp	Att	Int	Pct	Yds	TD	Effic
1. San Diego State	14	240	445	26	53.9	2,936	24	115.5
2. Boise State	13	268	442	7	60.6	2,769	19	124.3
3. Utah State	12	181	314	7	57.6	2,118	20	130.9
4. UNLV	12	210	395	5	53.2	2,918	23	131.9
5. Air Force	13	201	383	15	52.5	3,259	23	135.9
6. Wyoming	14	241	425	15	56.7	3,493	23	136.5
7. Nevada	12	142	240	5	59.2	1,901	12	138.0
8. Fresno State	12	159	270	5	58.9	2,009	21	143.4
9. Colorado State	13	186	316	8	58.9	2,673	18	143.6
10. San José State	12	160	266	10	60.2	2,263	18	146.4
11. New Mexico	13	201	345	8	58.3	2,890	24	146.9
12. Hawai'i	14	246	393	11	62.6	3,183	29	149.4

■ Red Zone Offense

	G	RZ	Pct.	TDs	R-P	FG-AT	F/I/D/O	PPRZ
1. Colorado State	13	50-53	94.3	42	22-20	8-9	0/0/1/1	6.36
2. Wyoming	14	48-53	90.6	40	28-12	8-10	0/0/2/1	6.33
3. UNLV	12	38-42	90.5	26	19-7	12-12	1/1/1/1	5.74
4. Hawai'i	14	44-49	89.8	33	20-13	11-11	0/1/3/1	6.00
5. New Mexico	13	42-47	89.4	35	31-4	7-8	1/1/2/0	6.33
6. Air Force	13	53-60	88.3	36	33-3	17-20	1/1/1/1	5.72
7. San Diego State	14	44-50	88.0	30	20-10	14-15	1/0/2/2	5.73
8. Nevada	12	40-47	85.1	31	18-13	9-12	0/0/3/1	6.10
9. Boise State	13	44-52	84.6	35	25-10	9-12	1/1/1/2	6.18
10. Utah State	12	31-37	83.8	22	17-5	9-11	0/0/2/2	5.84
11. San José State	12	31-39	79.5	19	10-9	12-13	0/3/3/1	5.45
12. Fresno State	12	26-34	76.5	17	9-8	9-10	0/3/4/0	5.62

PPRZ - Points per red zone trip (7 points per touchdown + 3 points per FG divided by RZ trips).

■ Red Zone Defense

	G	RZ	Pct.	TDs	R-P	FG-AT	F/I/D/O	PPRZ
1. Air Force	13	35-43	81.4	27	17-10	8-9	1/5/1/0	6.36
2. Fresno State	12	42-50	84.0	34	24-10	8-10	0/1/3/2	6.33
3. Wyoming	14	45-53	84.9	33	23-10	12-14	2/1/2/1	5.74
4. San Diego State	14	23-27	85.2	18	9-9	5-5	0/2/2/0	6.00
5. Hawai'i	14	53-62	85.5	38	21-17	15-17	0/2/3/2	6.33
6. UNLV	12	44-51	86.3	36	26-10	8-11	1/0/0/3	5.72
7. Nevada	12	41-47	87.2	30	22-8	11-11	1/3/2/0	5.72
8. New Mexico	13	40-45	88.9	32	21-11	8-9	0/0/3/1	6.10
9. Boise State	13	34-38	89.5	21	10-11	13-14	0/0/3/0	6.18
10. San José State	12	43-48	89.6	32	23-9	11-11	2/2/1/0	5.84
11. Utah State	12	43-48	89.6	30	17-13	13-15	0/0/2/1	5.45
12. Colorado State	13	44-47	93.6	36	27-9	8-9	0/0/2/0	5.62

PPRZ - Points per red zone trip (7 points per touchdown + 3 points per FG divided by RZ trips).

■ Rushing Yards/Game

	G	No	Yds	Avg	TD	Yds/g
1. Pumphrey, Donnel	SD	14	349	2,133	6.1	152.4
2. Hill, Brian	WY	14	349	1,860	5.3	132.9
3. McNichols, Jeremy	BSU	13	314	1,709	5.4	131.5
4. Gipson, Teriyon	NM	11	145	1,269	8.8	115.4
5. Butler, James	NV	12	260	1,336	5.1	111.3

■ Passing Yards/Game

Passing Yards/Game		G	C-A-I	Pct	Yds	TD	Avg/g	
1.	Rypien, Brett	BSU	13	244 - 394 - 8	61.9	3,646	24	280.5
2.	Allen, Josh	WY	14	209 - 373 - 15	56.0	3,203	28	228.8
3.	Potter, Kenny	SJ	11	183 - 308 - 10	59.4	2,273	16	206.6
4.	Virgil, Chason	FS	10	166 - 322 - 10	51.6	2,021	13	202.1
5.	Myers, Kent	US	12	212 - 362 - 8	58.6	2,394	10	199.5
8.	Chapman, Christian	SD	14	153 - 251 - 6	61.0	1,994	20	142.4

■ Total Offense/Game

		G	Rush	Pass	Plays	Total	Yds/g	
1.	Rypien, Brett	BSU	13	-16	3,646	442	3,630	279.2
2.	Allen, Josh	WY	14	523	3,203	515	3,726	266.1
3.	Myers, Kent	US	12	449	2,394	478	2,843	236.9
4.	Potter, Kenny	SJ	11	330	2,273	446	2,603	236.6
5.	Brown, Dru	UH	13	306	2,488	423	2,794	214.9
8.	Pumphrey, Donnel	SD	14	2,133	0	350	2,133	152.4

■ Receptions/Game

		G	Rec	Yds	TD	Avg/c	Rec/g	
1.	Sperbeck, Thomas	BSU	13	80	1,272	9	15.9	6.2
2.	Gallup, Michael	CS	13	76	1,272	14	16.7	5.8
3.	Johnson, KeeSean	FS	12	66	773	6	11.7	5.5
4.	Kemp, Marcus	UH	14	73	1,100	8	15.1	5.2
5.	Gentry, Tanner	WY	14	72	1,326	14	18.4	5.1

■ Reception Yards/Game

Reception Yards Game		G	Rec	Yds	TD	Avg/c	Avg/g	
1.	Gallup, Michael	CS	13	76	1,272	14	16.7	97.8
	Sperbeck, Thomas	BSU	13	80	1,272	9	15.9	97.8
3.	Gentry, Tanner	WY	14	72	1,326	14	18.4	94.7
4.	Wilson, Cedrick	BSU	13	56	1,129	11	20.2	86.8
5.	Kemp, Marcus	UH	14	73	1,100	8	15.1	78.6

■ All-Purpose Yards/Game

		G	Rush	Rcv	PR	KR	Yds	Avg/g	
1.	McNichols, Jeremy	BSU	13	1,709	474	0	72	2255	173.5
2.	Pumphrey, Donnel	SD	14	2,133	231	0	6	2370	169.3
3.	Butler, James	NV	12	1,336	381	0	0	1717	143.1
4.	Hill, Brian	WY	14	1,860	67	0	27	1954	139.6
5.	Gipson, Teriyon	NM	11	1,269	80	0	127	1476	134.2

■ Pass Efficiency

Pass Efficiency		G	Comp	Att	I	Pct	Yds	TD	Eff.	
1.	Stevens, Nick	CS	10	128	200	5	64.0	1,933	19	171.5
2.	Rypien, Brett	BSU	13	244	394	8	61.9	3,646	24	155.7
3.	Chapman, Christian	SD	14	153	251	6	61.0	1,994	20	149.2
4.	Allen, Josh	WY	14	209	373	15	56.0	3,203	28	144.9
5.	Brown, Dru	UH	13	209	335	7	62.4	2,488	19	139.3

■ Punting Average

Ranking		Average	G	Punt	Yds	Avg
1.	Wale, Sean	BSU	13	50	2,248	45.0
2.	Sanchez, Rigoberto	UH	14	70	3,122	44.6
3.	Carrizosa, Michael	SJ	12	61	2,703	44.3
4.	Hunt, Hayden	CS	12	56	2,469	44.1
5.	Boy, Alex	NV	12	51	2,230	43.7
8.	Blain, Tanner	SD	14	63	2,602	41.3

■ Scoring/Game

Seasoning Game			G	TD	FG	XPT	Pts	Pts/g
1.	McNichols, Jeremy	BSU	13	27	0	0	162	12.5
2.	Hill, Brian	WY	14	22	0	0	132	9.4
3.	Strebel, Luke	AF	13	0	22	51	117	9.0
4.	Baron, John	SD	14	0	21	56	119	8.5
5.	McQuarley, Richard	NM	13	18	0	2	110	8.5

■ Field Goal Percentage

Field Goal Percentage		G	FG	FGA	Long	Pct	
1.	Pantels, Evan	LV	12	13	14	47	92.9
2.	Sanders, Jason	NM	13	12	13	52	92.3
3.	Baron, John	SD	14	21	23	50	91.3
4.	Crawford, Bryce	SJ	12	16	18	44	88.9
5.	Kroening, Kody	FS	11	15	17	49	88.2

■ Tackles

		G	Pos	Solo	Ast	Tot	Avg/g	Sk	
1.	Camilli, Jeff	FS	11	LB	53	55	108	9.8	4.0
2.	Lotulelei, Tau	LV	12	LB	62	55	117	9.8	3.5
3.	Bertrando, Alex	NV	11	LB	63	43	106	9.6	0.0
4.	Brown, Stratton	FS	12	DB	57	58	115	9.6	1.0
5.	Wingard, Andrew	WY	14	DB	75	56	131	9.4	2.0
10.	Munson, Calvin	SD	14	LB	57	59	116	8.3	4.5

■ Interceptions

Interceptions		G	Int	Yds	TD	Int/g	
1.	Steelhammer, Weston	AF	13	7	33	0	0.54
2.	Kazee, Damontae	SD	14	7	156	1	0.50
3.	Chachere, Andre	SJ	12	4	117	0	0.33
4.	Hicks, Brodie	AF	13	4	37	0	0.31
5.	Kelly, Kameron	SD	14	4	47	0	0.29
	Rogers, Jalen	UH	14	4	0	0	0.29

2016 Game Recaps

SEVEN STRAIGHT BOWL GAME APPEARANCES ► 21 CONFERENCE CHAMPIONSHIPS



New Hampshire 0



San Diego State 31

Sept. 3, 2016 | Qualcomm Stadium | San Diego, Calif.

SAN DIEGO - San Diego State picked up where it left off last year, rolling to a 31-0 victory over New Hampshire in the 2016 opener at Qualcomm Stadium on Sept. 3.

Christian Chapman threw for a career-high 283 yards, including a pair of touchdown strikes to Mikah Holder, and the Aztec defense dominated the Wildcats (0-1) in its first shutout since 2010.

Chapman was 16-for-25 without an interception, improving to 3-0 as the team's starting quarterback. The 283 yards were the most by a SDSU quarterback since Quinn Kaehler threw for 326 yards vs. Air Force on Nov. 21, 2014.

The win was the 11th straight for San Diego State (1-0), the program's longest streak since winning 21 consecutive games from 1968-70.

Holder finished with a career-best 160 yards on four catches, all in the first half, including an 86-yard grab for the game's first touchdown. His 160 yards were the most by an Aztec since Ezell Ruffin had 165 vs. New Mexico on Nov. 2, 2013.

After starting off slowly with three three-and-outs and just six total yards on nine plays, Chapman found Holder for an 86-yard strike on the first play of the fourth drive to put SDSU on the scoreboard.

After forcing a three-and-out, one of nine on the day forced by San Diego State, the Aztecs marched 67 yards on just four plays, culminating with a 20-yard touchdown run by Donnel Pumphrey to take a 14-0 lead.

Midway through the second quarter, SDSU made it 21-0 when Chapman found Holder once again, this time from 14 yards out. It was Holder's second career game with multiple touchdown receptions and the first time Chapman threw for multiple scores.

In its first drive of the second half, San Diego State put together a 14-play, 71-yard effort over 6:57, before settling on a 33-yard field goal by John Baron II, who connected on his first collegiate attempt.

The Aztecs capitalized on an interception midway through the fourth quarter as Rashaad Penny punched it from 1-yard out for the final score of the game.

Pumphrey had 98 yards on 21 carries and added four catches for 41 yards.

Eric Judge came up with a game-high five catches for SDSU.

San Diego State ended up outgaining UNH, 461-141. The 141 yards were ninth-fewest allowed in the program's Division I era (since 1969).

New Hampshire finished 0-for-14 on third-down conversions, tied for the third-most attempts in the nation without a conversion since 2011. The Aztecs also held the Wildcats to just 70 yards passing (UNH quarterbacks were 7-for-20 with an interception) and an average of 2.8 yards per play. New Hampshire ended up punting 12 times, tied for the third most in a game in the first weekend of play.

Calvin Munson led the SDSU defense with 11 tackles, including two for loss.

Alex Barrett had a monster game, posting five tackles (2.0 TFL), two sacks for 14 yards and a career-high four pass breakups. The four PBU's were the most in the FBS through the first weekend of play.

Making his first career start at linebacker, Ronley Lakalaka had a career-high five stops, while Randy Ricks added five stops, a pass breakup and a 7-yard sack.

Ten of the 11 wins in San Diego State's streak have come by at least 14 points. Over that span, the Aztecs are outscoring the opposition, 389-121.

SDSU won its third consecutive season opener.

Game Statistics

New Hampshire	0	0	0	0	-	0
San Diego State	14	7	3	7	-	31

SDSU - Holder 86-yd pass f/Chapman (Baron kick) 1-86, 0:11 (3:33 - 1st)

SDSU - Pumphrey 20-yd run (Baron kick) 4-67, 1:47 (00:42 - 1st)

SDSU - Holder 14-yd pass f/Chapman (Baron kick) 6-66, 2:39 (5:23 - 2nd)

SDSU - Baron 33-yd field goal 14-71, 6:57 (4:50 - 3rd)

SDSU - Penny 1-yd run (Baron kick) 8-41, 3:45 (7:00 - 4th)

	UNH	SDSU
First Downs	8	19
Rushes-Yards	31-71	41-170
Passing Yards	70	291
C-A-I	7-20-1	17-26-0
Total Offense	51-141	67-461
Fumbles-Lost	0-0	0-0
Penalties-Yards	8-49	9-70
Possession Time	25:31	34:29
Turnovers	1	0
Average Field Pos.	UNH 29	SDSU 28

Rushing (Att.-Yards-TDs): **UNH:** Crossan 11-38-0; Gray 2-19-0; Bryant 6-13-0; Riese 1-9-0; Goodrich 2-1-0; Knight 9-(-9)-0. **SDSU:** Pumphrey 21-98-1; Penny 9-33-1; Chapman 6-27-0; Washington 4-9-0; Agnew 1-3-0.

Passing (Comp.-Att.-Int., Yards, TDs): **UNH:** Knight 4-16-1, 37, 0; Riese 3-4-0, 33, 0. **SDSU:** Chapman 16-25-0, 283, 2; Agnew 1-1-0, 8, 0.

Receiving (No.-Yards-TDs): **UNH:** Taylor 3-15-0, Crossan 2-37-0, O'Connor 1-13-0, Pante 1-5-0. **SDSU:** Judge 5-54-0, Holder 4-160-2, Pumphrey 4-41-0, Truxton 1-14-0, Wells 1-8-0, Favreau 1-8-0, Anderson 1-6-0.

Cal California 40



San Diego State 45

Sept. 10, 2016 | Qualcomm Stadium | San Diego, Calif. | CBSSN

SAN DIEGO - Donnel Pumphrey ran for a career-high 281 yards with three touchdowns en route to breaking Marshall Faulk's career rushing record in San Diego State's 45-40 shootout victory over California on Sept. 10.

Pumphrey had touchdown rushes of 33, 57 and four yards, and broke Faulk's career mark with a 15-yard gain in the fourth quarter. He also tied Faulk's career record with his 23rd 100-yard game.

Rashaad Penny added two touchdowns - a 25-yard catch from Christian Chapman and a 100-yard kick return as the Aztecs (2-0) overcame a 522-yard passing game from Bears (1-1) starter Davis Webb. The kick return was the school-record fourth of his career.

SDSU took advantage of a Cal turnover, one of four forced in the game, when Randy Ricks stripped Jordan Beasley and Na'im McGeen pounced on the ball on the 25-yard line. Chapman then found Penny unguarded streaking down the right side of the field to put San Diego State up, 7-0.

California responded with a 6-play, 81-yard drive, culminating with a 33-yard pass from Webb to Bug Rivera, one of five touchdown passes by Webb in the game.

On the kickoff, Penny brought it back 100 yards, juking numerous defenders along the way, to put the Aztecs back up at 14-7. It was Penny's third career 100-yard kickoff for a touchdown.

The Bears came right back with an 8-play, 75-yard drive as Webb found Chad Hansen with a 49-yard strike. SDSU responded with a 6-play, 80-yard drive, ending with a 33-yard scamper by Pumphrey. Pumphrey rushed three times for 69 yards on the drive.

For the third straight drive, Cal answered San Diego State's touchdown with a touchdown of its own as it went 75 plays on nine plays before Webb found Raymond Hudson on 21 yards out.

Tied at 21, Ronley Lakalaka picked off Webb at the Bears' 9-yard line and took it into the end zone for his first career interception and touchdown.

After forcing a 3-and-out, the Aztecs closed the scoring in the first half with SDSU leading, 31-21.

To open the second half, Pumphrey posted runs of 15, eight and 57 yards, the latter going for his second touchdown of the game and giving SDSU its largest lead of the game at 38-21.

The Bears answered right away once again with a 59-yard strike from Webb to Demetris Robertson. On its next drive, Matt Anderson nailed a 45-yard field goal to bring Cal within a score at 38-31.

San Diego State got into California territory on the following drive, but Chapman was intercepted on a third-and-6 by Evan Rambo. SDSU, however, held the Bears to another field goal, this time from 36 yards, making it a 38-34 game.

Later in the fourth quarter, the Aztecs put together an 8-play, 73-yard drive over 3:28, thanks mainly to the legs of Pumphrey, who punched it in from four yards out.

It appeared SDSU would hold on with a 45-34 lead, but Cal mounted a 12-play, 79-yard drive, culminating with a 2-yard pass from Webb to Hudson. The 2-point conversion attempt failed, keeping it at 45-40 in favor of San Diego State.

California, however, recovered the onside kick at its own 47 with just 56 seconds left. The Bears got all the way down to the Aztec 22 before Webb's pass was picked off by Damontae Kazee, allowing SDSU to end the game in victory formation.

Game Statistics

California	14	7	10	9	-	40
San Diego State	14	17	7	7	-	45

SDSU - Penny 25-yd pass f/Chapman (Baron kick) 1-25, 0:04 (6:11 - 1st)

CAL - Rivera 33-yd pass f/Webb (Anderson kick) 6-81, 1:52 (4:19 - 1st)

SDSU - Penny 100-yd kickoff return (Baron kick) (4:03 - 2nd)

CAL - Hansen 49-yd pass f/Webb (Anderson kick) 8-75, 2:32 (1:31 - 1st)

SDSU - Pumphrey 33-yd run (Baron kick) 6-80, 2:09 (14:22 - 2nd)

CAL - Hudson 21-yd pass f/Webb (Anderson kick) 9-75, 2:57 (11:20 - 2nd)

SDSU - Lakalaka 9-yd interception return (Baron kick) (6:22 - 2nd)

SDSU - Baron 39-yd field goal 11-58, 3:47 (0:38 - 2nd)

SDSU - Pumphrey 57-yd run (Baron kick) 3-80, 1:11 (8:40 - 3rd)

CAL - Robertson 59-yd pass f/Webb (Anderson kick) 3-75, 0:44 (7:52 - 3rd)

CAL - Anderson 45-yd field goal 8-32, 2:48 (2:56 - 3rd)

CAL - Anderson 36-yd field goal 6-33, 1:29 (13:27 - 4th)

SDSU - Pumphrey 4-yd run (Baron kick) 8-73, 3:28 (2:47 - 4th)

CAL - Hudson 2-yd pass f/Webb (Webb pass failed) 12-79, 1:51 (00:56 - 4th)

	CAL	SDSU
First Downs	30	22
Rushes-Yards	22-82	47-334
Passing Yards	522	129
C-A-I	41-72-3	14-23-1
Total Offense	604	463
Fumbles-Lost	2-1	2-1
Penalties-Yards	5-55	14-105
Possession Time	25:30	34:30
Turnovers	4	2
Average Field Pos.	CAL 29	SDSU 34

INDIVIDUAL STATS

Rushing (Att.-Yards-TDs): **CAL:** Enwere 10-72-0; Watson 6-24-0; Muhammad 3-5-0; Webb 3-(-19)-0. **SDSU:** Pumphrey 29-281-3; Penny 8-28-0; Washington 4-28-0; Team 1-(-1)-0; Chapman 5-(-2)-0.

Passing (Att.-Comp.-Int., Yards, TDs): **CAL:** Webb 41-72-3, 522, 5. **SDSU:** Chapman 14-23-1, 129, 1.

Receiving (No.-Yards-TDs): **CAL:** Hansen 14-190-1; Wharton 6-86-0; Robertson 4-81-1; Rivera 3-46-1; Worstell 3-24-0; Stovall 2-23-0; Hudson 2-23-2; Veasy 2-18-0; Noa 2-16-0; Watson 2-10-0; Muhammad 1-5-0. **SDSU:** Judge 4-47-0; Pumphrey 4-29-0; Holder 2-15-0; Penny 1-25-1; Wells 1-6-0; Bawden 1-4-0; Anderson 1-3-0.

2016 Game Recaps

SEVEN STRAIGHT BOWL GAME APPEARANCES ► 21 CONFERENCE CHAMPIONSHIPS



San Diego State 42



Northern Illinois 28

Sept. 17, 2016 | Huskie Stadium | DeKalb, Ill. | CBSSN

DEKALB, Ill. - Donnel Pumphrey rushed for 220 yards and three touchdowns and Christian Chapman threw for a career-high three touchdowns of his own as San Diego State overcame a late rally in a 42-28 win over Northern Illinois in DeKalb, Ill.

The Aztecs improved to 3-0 for the first time since 2011 and just the second time in the last 35 seasons. SDSU also finished September with an unbeaten record for the first time since the 1981 squad went 2-0 through the first month of the year.

San Diego State jumped out to a 28-0 lead when Chapman found Mikah Holder for a 33-yard catch and run with 6:19 left in the second quarter. The host Huskies (0-3), however, who came into the game as winners in 35 of its previous 37 home games, came roaring back with three straight touchdowns to close the score to 28-21 with 7:46 left in the third quarter.

Pumphrey then took over, scoring from 33 yards out on the first play of the fourth quarter and, after

NIU answered with a 7-yard touchdown pass from Ryan Graham to Shane Wimmann, took his next attempt 79 yards to put the Aztecs up, 42-28. Trey Lomax then picked off Graham and SDSU held on for its 13th consecutive victory.

Pumphrey, who ran for a career-high 281 yards with three touchdowns the week before in a 45-40 San Diego State win over California, finished with 220 yards on 23 carries (9.6 avg.). Highlighting his game was the 112 yards and two scores on just two attempts in the fourth quarter. Pumphrey's other touchdown came on a 46-yard run to put the Aztecs on the scoreboard.

It was the fourth career 200-yard game for Pumphrey and 24th 100-yard game, breaking Marshall Faulk's SDSU career record. Pumphrey also moved into first on the school's all-time list in all-purpose yards and rushing attempts in the game.

Chapman got San Diego State off to a quick start with touchdown passes to Rashaad Penny (27 yards), Kahale Warring (5 yards) and Holder (33 yards) before Northern Illinois mounted its comeback.

Chapman finished the game 11 for 19 for 126 yards and three touchdowns with one interception.

Holder had four receptions for 67 yards and his third touchdown of the season for the Aztecs.

Malik Smith had a team-high 10 tackles (six solo) and a pass breakup to pace the defense, while Calvin Munson recorded nine tackles and Parker Baldwin added a career-high eight stops (seven solo).

Damontae Kazee had five solo tackles and a 28-yard interception return, the 12th pick of his career. Alex Barrett added four tackles, including two for a loss and a 10-yard sack.

Punter Tanner Blain had arguably the best game of his career, putting four of his five punts inside the 7-yard line, including three inside the 5. Blain, a Lindenhurst, Ill., native, also had a season-long 52-yard punt. The Huskies failed to score on any of Blain's punts inside the 7 and finished the game with an average field position of its own 23-yard line.

San Diego State won its fifth consecutive road game, its longest streak since winning 19 straight from Oct. 30, 1965 through Nov. 7, 1970.

It was the Aztecs' 11th win by at least 14 points over the 13-game winning streak.

Game Statistics

San Diego State	14	14	0	14	-	42
Northern Illinois	0	7	14	7	-	28

SDSU - Pumphrey 46-yd run (Baron kick)	1-46, 0:09 (7:19 - 1st)
SDSU - Penny 27-yd pass f/Chapman (Baron kick)	6-68, 3:16 (1:08 - 1st)
SDSU - Warring 5-yd pass f/Chapman (Baron kick)	4-13, 1:43 (14:09 - 2nd)
SDSU - Holder 33-yd pass f/Chapman (Baron kick)	3-45, 1:14 (6:19 - 2nd)
NIU - Golladay 12-yd run (Hagan kick)	7-65, 2:27 (3:52 - 2nd)
NIU - Golladay 49-yd pass f/ Graham (Hagan kick)	2-54, 0:31 (12:03 - 3rd)
NIU - Wimmann 14-yd pass f/ Graham (Hagan kick)	7-73, 3:08 (7:46 - 3rd)
SDSU - Pumphrey 33-yd run (Baron kick)	5-53, 1:44 (14:54 - 4th)
NIU - Wimmann 7-yd pass f/ Graham (Hagan kick)	16-65, 6:43 (8:02 - 4th)
SDSU - Pumphrey 79-yd run (Baron kick)	2-79, 0:17 (7:40 - 4th)

	SDSU	NIU
First Downs	22	20
Rushes-Yards	45-278	39-155
Passing Yards	126	213
C-A-I	11-19-1	17-35-2
Total Offense	404	368
Fumbles-Lost	1-0	0-0
Penalties-Yards	11-109	8-103
Possession Time	32:10	27:50
Turnovers	1	2
Average Field Pos.	SDSU 43	NIU 23

INDIVIDUAL STATS

Rushing (Att.-Yards-TDs): SDSU: Pumphrey 23-220-3; Penny 14-65-0; Team 3-(-3)-0; Chapman 5-(-4)-0. NIU: Huff 12-46-0; Bouagnon 7-37-0; Golladay 3-20-1; Blake 3-19-0; Turner 3-18-0; Graham 8-11-0; Maddie 1-6-0; Team 2-(-2)-0.

Passing (Att.-Comp.-Int., Yards, TDs): SDSU: Chapman 11-19-1, 126, 3. NIU: Graham 17-35-2, 213, 3.

Receiving (No.-Yards-TDs): SDSU: Holder 4-67-1; Penny 2-37-1; Wells 1-11-0; Judge 1-5-0; Warring 1-5-1; Bawden 1-4-0; Pumphrey 1-(-3)-0. NIU: Golladay 5-72-1; Wimmann 3-25-2; Blake 3-19-0; Huff 2-39-0; Turner 2-11-0; Saffold 1-28-0; Brown 1-19-0.



San Diego State 24



South Alabama 42

Oct. 1, 2016 | Ladd-Peebles Stadium | Mobile, Ala. | ESPNNews

MOBILE, Ala. - No. 19/24 San Diego State saw its 13-game winning streak snapped in a 42-24 loss at South Alabama.

The Aztecs (3-1) took a 24-21 lead late in the third quarter when Christian Chapman found Kahale Warring with a 12-yard touchdown pass, but the Jaguars (3-2) scored the final 21 points of the game to knock off SDSU for a second straight season.

Cole Garvin, who replaced injured starter Dallas Davis, gave USA a lead it would not relinquish with a 20-yard touchdown strike to Josh Magee.

After a botched snap by San Diego State's backup long snapper, South Alabama started its next drive on the Aztec 3-yard line. Two plays later, Dami Ayoola pounded it in from a yard out to put the Jaguars up by a 35-24 score.

SDSU got all the way to the USA 24-yard line, but fullback Nick Bawden fumbled a handoff on third- and-2 and South Alabama's Devon Earl picked it up and ran it back 80 yards for the final score of the game.

Tyreis Thomas put the Jaguars on the scoreboard first with a 12-yard run on their opening drive of the game. San Diego State appeared to force a 3-and-out, but a roughing the kicker penalty on punter Corliss Waitman gave the ball back to USA. South Alabama ended up using up 3 minutes, 29 seconds of clock time, marching 90 yards on eight plays before the Thomas touchdown.

The Aztecs used just two plays - a 33-yard pass from Christian Chapman to Mikah Holder and a 15-yard rushing touchdown by Rashaad Penny - to close the gap. A bad snap on the PAT, however, kept the score at 7-6.

The Jaguars extended its lead to 14-6 on the ensuing drive as they went 75 yards on eight plays, ending with a 37-yard pass from Garvin to Kevin Kutchera.

SDSU got back to within a point at 14-13 early in the second quarter when Donnel Pumphrey scampered in from seven yards out.

On its next drive, Chapman was sacked and lost the ball, giving USA a chance to extend its lead just before the half. San Diego State's Derek Babiash, however, picked off Garvin in the end zone and the Aztecs responded with a 34-yard field goal by John Baron II with four seconds left in the half to take a 16-14 lead.

South Alabama wasted no time coming out of the locker room as Garvin connected on a 79-yard touchdown pass on the second play of the third quarter to put the Jaguars back up at 21-16.

SDSU used an 11-play, 90-yard drive, culminating with Chapman's pass to Warring and a 2-point conversion from Chapman to David Wells to take its final lead of the game before USA closed the game with the final 21 points.

Garvin was 16-for-21 for 242 yards and three touchdowns to lead South Alabama. Josh Davis (6 catches, 81 yards, 1 touchdown) and Gerald Everett (5 catches, 103 yards, 1 touchdown) combined for 11 receptions, 184 yards and two scores for the Jaguars.

Pumphrey ran for 151 yards and a touchdown on 25 carries to lead San Diego State. He broke 100 yards rushing for the 25th time and went over 5,000 yards to become the Mountain West's all-time leading rusher.

Game Statistics

San Diego State	6	10	8	0	-	24
South Alabama	14	0	7	21	-	42

USA - Thomas 12-yd run (Patterson kick)	8-90, 3:29 (10:38 - 1st)
SDSU - Penny 15-yd run (Blain rush failed)	2-48, 0:35 (6:03 - 1st)
USA - Kutchera 37-yd pass f/Garvin (Patterson kick)	8-75, 4:17 (1:46 - 1st)
SDSU - Pumphrey 7-yd run (Baron kick)	3-40, 0:58 (9:45 - 2nd)
SDSU - Baron 34-yd field goal	8-63, 1:46 (0:05 - 2nd)
USA - Everett 79-yd pass f/ Garvin (Patterson kick)	2-82, 0:52 (14:08 - 3rd)
SDSU - Warring 12-yd pass f/Chapman (Wells pass f/Chapman)	11-90, 5:35 (3:06 - 3rd)
USA - Magee 20-yd pass f/ Garvin (Patterson kick)	11-69, 6:08 (11:58 - 4th)
USA - Ayoola 1-yd run (Patterson kick)	2-3, 0:41 (8:02 - 4th)
USA - Earl 80-yd fumble recovery (Patterson kick)	(4:17 - 4th)

	SDSU	USA
First Downs	20	18
Rushes-Yards	41-157	40-89
Passing Yards	159	242
C-A-I	13-22-0	16-21-1
Total Offense	63-316	61-331
Fumbles-Lost	3-2	0-0
Penalties-Yards	10-85	10-93
Possession Time	26:43	33:17
Turnovers	2	1
Average Field Position	SDSU 31	USA 33

INDIVIDUAL STATS

Rushing (Att.-Yards-TDs): SDSU: Pumphrey 25-151-1; Penny 9-62-1; Bawden 1-4-0; Chapman 5-(-17)-0; 1-(-43)-0. USA: Thomas 11-33-1; Ayoola 8-22-1; Garvin 8-14-0; Revell 5-13-0; Moore 6-11-0; Team 2-(-4)-0.

Passing (Att.-Comp.-Int., Yards, TDs): SDSU: Chapman 13-22-0, 159, 1. USA: Garvin 16-21-1, 242, 3.

Receiving (No.-Yards-TDs): SDSU: Judge 3-43-0; Holder 2-48-0; Wells 2-21-0; Pumphrey 2-7-0; Warring 1-12-1; Bawden 1-10-0; Truxton 1-9-0; Favreau 1-9-0. USA: Magee 6-83-1; Everett 5-103-1; Kutchera 3-56-1; Williams 1-1-0; Revell 1-(-1)-0.

2016 Game Recaps

SEVEN STRAIGHT BOWL GAME APPEARANCES ► 21 CONFERENCE CHAMPIONSHIPS



UNLV

7



San Diego State

26

Oct. 8, 2016 | Qualcomm Stadium | San Diego, Calif. | ESPN

SAN DIEGO - San Diego State continued its dominance in Mountain West play, kicking off conference play with a 26-7 win over UNLV at Qualcomm Stadium on Oct. 8.

The win was the 2015 Mountain West champion's 11th-straight league win and their 12th consecutive victory at home against a conference foe.

The Aztecs' defense shined in the victory, holding the Rebels to just 122 yards of total offense. It was the fourth-fewest allowed by SDSU in its Division I history and the fifth fewest in a game for UNLV since 1996.

Taking advantage were the Scarlet and Black's running backs. Donnel Pumphrey had 198 yards from scrimmage and a touchdown, and Rashaad Penny added 160 scrimmage yards with two touchdowns.

SDSU had two 100-yard rushers in the same game for the fourth time in the last 15 contests and 22nd time in school history. San Diego State is now 21-1 when it has multiple 100-yard rushers.

Pumphrey ran 31 times for 141 yards and caught seven passes for 57 yards. His 26th career 100-yard rushing game tied DonTrell Moore (New Mexico, 2002-05) for the Mountain West record.

Pumphrey moved from 17th in NCAA history (using the official NCAA record books) to 14th with 5,163 rushing yards, passing the likes LaMichael James (5,082) and Montee Ball (5,140), among others.

Penny rushed 14 times for 110 yards and a touchdown, and added two catches for 50 yards and a touchdown. The rushing yards, rushing touchdown, receptions, receiving yards and receiving touchdowns were all personal bests.

Game Statistics

UNLV	0	7	0	0	-	7
San Diego State	10	3	7	6	-	26

SDSU - Penny 41-yd pass f/Chapman (Baron kick)
4-72, 1:44 (13:16 - 1st)

SDSU - Baron 48-yd field goal
10-27, 4:51 (8:16 - 1st)

UNLV - Baldwin 20-yd fumble return (Pantels kick)
(10:35 - 2nd)

SDSU - Baron 50-yd field goal
9-45, 4:52 (1:28 - 2nd)

SDSU - Pumphrey 9-yd run (Baron kick)
6-60, 2:29 (4:50 - 3rd)

SDSU - Penny 4-yd run (Chapman pass failed)
10-81, 4:31 (12:47 - 4th)

	UNLV	SDSU
First Downs	9	22
Rushes-Yards	36-113	54-245
Passing Yards	9	215
C-A-I	2-13-1	15-20-0
Total Offense	49-122	74-460
Fumbles-Lost	2-0	1-1
Penalties-Yards	0-0	7-75
Possession Time	21:58	38:02
Turnovers	1	1
Average Field Position	UNLV 24	SDSU 27

INDIVIDUAL STATS

Rushing (Att.-Yards-TDs): UNLV: Sneed 12-56-0; Thomas 9-27-0; Williams 9-21-0; Stevenson 1-12-0; Greene 1-1-0; Campbell 1-0-0; Palandech 3-(-4)-0. SDSU: Pumphrey 31-141-1; Penny 14-110-1; Washington 5-13-0; Chapman 4-(-19)-0.

Passing (Att.-Comp.-Int., Yards, TDs): UNLV: Sneed 2-12-1, 9, 0. SDSU: Chapman 15-20-0, 215, 1.

Receiving (No.-Yards-TDs): UNLV: Boyd 2-9-0. SDSU: Pumphrey 7-57-0; Holder 3-68-0; Penny 2-50-1; Truxton 2-36-0; Anderson 1-4-0.

Penny got San Diego State off to a quick start on the Aztecs' first drive of the game with a 41-yard touchdown catch. He added a 4-yard TD run to cap the scoring in the fourth.

The first half saw kicker John Baron II produce a career game of his own. The sophomore was 2-for-2 in field goal attempts, including a pair of career-long makes (48 and 50 yards).

Baron II became the first Aztec since 2007 with multiple field goals in the same game from at least 48 yards (third time since 1996).

With a 13-7 lead with 4:50 remaining in the third quarter, Pumphrey scored from nine yards, splitting a pair of defenders with a cutback move to give the Aztecs (4-1, 1-0) a 20-7 lead.

Christian Chapman was 15-for-20 for 215 yards and one touchdown. He improved to 6-1 as the starting quarterback, and connected on a career-high 75 percent of his passing attempts (min. 5 att.).

For the Rebels, Dalton Sneed completed just 2 of 12 for 9 yards and an interception for UNLV (2-4, 1-1).

Calvin Munson shared the team lead in tackles with five, four of which were solo. He led the team in tackles for the 12th time of his career (third time this season).

Damontae Kazee and Derek Babiash also recorded five tackles. Babiash recorded an interception for the second straight game and had two for his career. Austin Wyatt-Thayer, who posted a pair of tackles, had his first career sack. He was also one of six Aztecs with a tackle for loss.



San Diego State

17



Fresno State

3

Oct. 14, 2016 | Bulldog Stadium | Fresno, Calif. | CBSSN

FRESNO, Calif. - Donnel Pumphrey rushed for 220 yards and two touchdowns, and the San Diego State defense dominated Fresno State in a 17-3 win in Fresno, Calif.

Pumphrey posted his third 200-yard game of the season and became the first player in FBS play in 2017 to surpass 1,000 rushing yards. He also moved from 14th to eighth on the NCAA's all-time rushing list, passing the likes of Archie Griffin, Herschel Walker and LaDainian Tomlinson, among others.

In a game that the Aztecs (5-1, 2-0 MW) dominated in all phases, including total offense (364-217), rushing (292-78), turnovers (0-3) and time of possession (37:19-22:41), SDSU set the tone early with a 12-play, 75-yard drive over 6:18. Although San Diego State failed to score - going for it on fourth-and-goal from the 1-yard line - it showed that they were not going to just take the points.

Starting on their own 1-yard line, the Bulldogs (1-5, 0-3 MW) ran two rushing plays to get to the 3-yard line before Chase Virgil's pass on third-and-7 was picked off by a jumping Damontae Kazee at the FS 46. It was Kazee's 13th career interception, tying the Aztecs' Division I era (since 1969) record and tying for second in program history.

SDSU managed a field goal on its ensuing drive as John Baron II connected from 47 yards to put the visitors up, 3-0. It was Baron II's third straight field goal make (and attempt) from at least 47 yards.

After forcing a punt, San Diego State put together an 11-play, 75-yard drive over 6:43, culminating with a 2-yard touchdown run by Pumphrey to take a 10-0 lead.

The teams traded punts before Fresno State got into Aztec territory late in the half. The Bulldogs, however, attempted a pass on a punt attempt and Derek Babiash picked off Blake Cusick for this third straight game with an interception.

FS finally got on the scoreboard on its first drive of the second half when Kody Kroening nailed a 39-yard field goal with 9:54 left in the third quarter.

The teams traded punts once again with SDSU adding to its lead late in the third quarter. Pumphrey ended the 9-play, 52-yard drive with a 13-yard run, giving San Diego State a 17-3 lead and marking the final points of the game.

Game Statistics

San Diego State	3	7	7	0	-	17
Fresno State	0	0	3	0	-	3

SDSU - Baron 47-yd field goal
6-17, 3:10 (4:21 - 1st)

SDSU - Pumphrey 2-yd run (Baron kick)
11-75, 5:34 (9:15 - 2nd)

FS - Kroening 39-yd field goal
13-54, 5:06 (9:54 - 3rd)

SDSU - Pumphrey 13-yd run (Baron kick)
9-52, 3:28 (0:09 - 3rd)

	SDSU	FS
First Downs	25	10
Rushes-Yards	61-292	24-78
Passing Yards	72	139
C-A-I	7-12-0	16-27-3
Total Offense	73-364	51-217
Fumbles-Lost	1-0	0-0
Penalties-Yards	6-65	5-36
Possession Time	37:19	22:41
Turnovers	0	3
Average Field Position	SDSU 28	FS 16

INDIVIDUAL STATS

Rushing (Att.-Yards-TDs): SDSU: Pumphrey 38-220-2; Penny 15-49-0; Chapman 6-26-0; Team 2-(-3)-0; Team 2-(-3)-0. FS: Virgil 9-44-0; James 15-34-0.

Passing (Att.-Comp.-Int., Yards, TDs): SDSU: Chapman 7-12-0, 72, 0. FS: Virgil 16-26-2, 139, 0; Cusick 0-1-1, 0, 0.

Receiving (No.-Yards-TDs): SDSU: Wells 3-30-0; Bawden 2-23-0; Houston 1-14-0; Penny 1-5-0. FS: Johnson 8-56-0; Peck 6-32-0; Jordan 1-49-0; Riddering 1-2-0.

Fresno State got all the way to the Aztec 48-yard line late in the fourth quarter, but Kameron Kelly intercepted Virgil at the 21, sealing the 13th straight win by SDSU over a conference opponent.

Pumphrey finished with a career-high 38 carries, breaking 100 yards for the fifth straight game and 27th time of his career, breaking another MW record. It was also his 12th career 150-yard game and sixth 200-yard affair. Pumphrey's two rushing scores moved him into a tie for the 13th most in NCAA history at 56.

At 5-1, San Diego State matched its best start to a season since 1997.

The Aztecs held the Bulldogs to just three points, their fewest in a home game since at least 1996 and fewest in any game since being shut out at No. 3 Boise State, 51-0, on Nov. 19, 2010.

SDSU quarterback Christian Chapman only attempted 12 passes, completing seven of them, for 72 yards to improve to 7-1 as the team's starting quarterback.

Playing in front of his hometown crowd, tight end David Wells set career highs with three catches and 30 yards.

Calvin Munson led San Diego State in tackles for the fourth time this year in six games and 13th time of his career with 10 stops. It was his third double-digit tackle game and eighth of his career.

The Aztecs held their 18th straight conference opponent to less than 400 yards of total offense, extending their FBS lead and won their 27th straight game when rushing for at least 200 yards.

2016 Game Recaps

SEVEN STRAIGHT BOWL GAME APPEARANCES ► 21 CONFERENCE CHAMPIONSHIPS



San José State 3



San Diego State 42

Oct. 21, 2016 | Qualcomm Stadium | San Diego, Calif. | ESPN2

SAN DIEGO - Donnel Pumphrey ran for 135 yards and two touchdowns and Rashaad Penny ran for 105 yards and three scores to lead San Diego State to a 42-3 home win over San José State to become bowl eligible for a seventh straight season.

The Aztecs (6-1, 3-0 MW) outgained the Spartans (2-6, 1-3 MW), 460-209, and continued their best start since 1977.

The 39-point margin of victory was SDSU's best since a 47-0 win against Nicholls in 2010 and was the largest in a conference game since a 56-8 victory over Hawai'i in 1996.

San Diego State scored its first three touchdowns - a 4-yard pass from Christian Chapman to David Wells, a 3-yard run by Penny and a 27-yard run by Pumphrey - before SJSU got on the scoreboard with a 26-yard field goal late in the first half, closing the gap at 21-3.

The Aztecs then scored on three straight drives in the third quarter, beginning with a 4-yard run by Penny, followed by a 23-yard scamper by Pumphrey and ending with a career-long 73-yard dash by Penny.

San José State got 105 of its 209 yards over its final two drives in the fourth quarter, but failed on a fourth-and-goal from the 5 and a fourth-and-6 from the 35 to close out the game.

Pumphrey's two touchdowns broke two more of Marshall Faulk's career records, including rushing (58)

and overall (63). Both numbers rank in a tie for 11th in NCAA FBS history. He also finished with his sixth straight 100-yard game and 28th of his career. Pumphrey added two catches for 14 yards.

Penny, meanwhile, ran for his 105 yards on just nine attempts (11.7 avg.), thanks mainly to the 73-yarder. His three rushing touchdowns (and overall scores) were both career highs as he earned his second 100-yard game in three contests. Penny added two catches for 64 yards.

SDSU had two 100-yard rushers in the same game for the fifth time in the last 17 contests and 23rd time in program history.

Quarterback Christian Chapman added 31 yards on the ground as San Diego State ran for 293 yards and five touchdowns, winning its 28th consecutive game when rushing for at least 200 yards.

Chapman also threw for 167 yards and a touchdown, going 13 for 18.

David Wells posted career highs of five receptions and 62 yards, all in the first two drives, including a 4-yard touchdown catch from Chapman. Both the five catches and 62 yards were the Aztecs' most by a tight end since Gavin Escobar in 2012.

The San Diego State defense held its third straight opponent to single digits for the first time since a four-game stretch from Oct. 15-Nov. 5, 1977.

SDSU extended numerous streaks, including consecutive wins against conference opponents (14), home wins vs. league foes (13), victories in the Pacific Time Zone (12) and wins at home (9).

Game Statistics

San José State	0	3	0	0	-	3
San Diego State	7	14	21	0	-	42

SDSU - Wells 4-yd pass f/Chapman (Baron kick)
10-70, 5:18 (2:10 - 1st)

SDSU - Penny 3-yd run (Baron kick)
7-62, 2:47 (12:34 - 2nd)

SDSU - Pumphrey 27-yd run (Baron kick)
3-43, 0:50 (9:41 - 2nd)

SJSU - Crawford 26-yd field goal
6-16, 1:55 (3:00 - 2nd)

SDSU - Penny 4-yd run (Baron kick)
10-75, 4:35 (10:25 - 3rd)

SDSU - Pumphrey 23-yd run (Baron kick)
11-76, 5:58 (3:29 - 3rd)

SDSU - Penny 73-yd run (Baron kick)
2-71, 1:04 (0:00 - 3rd)

	SJSU	SDSU
First Downs	14	22
Rushes-Yards	28-67	44-293
Passing Yards	142	167
C-A-I	18-37-0	13-18-1
Total Offense	65-209	62-460
Fumbles-Lost	1-0	1-0
Penalties-Yards	7-69	5-37
Possession Time	29:01	30:59
Turnovers	0	1
Average Field Position	SJSU 27	SDSU 28

INDIVIDUAL STATS

Rushing (Att.-Yards-TDs): SJSU: Potter 9-42-0; Roberson 5-14-0; Zigler 7-14-0; Cooper 3-4-0; Love 4-(-7)-0. SDSU: Pumphrey 24-135-2; Penny 9-105-3; Chapman 5-31-0; Washington 6-22-0.

Passing (Att.-Comp.-Int., Yards, TDs): SJSU: Potter 13-29-0, 104, 0; Love 5-8-0, 38, 0. SDSU: Chapman 13-18-1, 167, 1.

Receiving (No.-Yards-TDs): SJSU: Crawley 4-10-0; Hartley 3-46-0; Johnson 3-18-0; Holmes 2-32-0; Cooper 1-11-0; Roberson 1-10-0; Cottrell 1-9-0; Oliver 1-6-0; Zigler 1-3-0; Smith 1-(-3)-0. SDSU: Wells 5-62-1; Penny 2-64-0; Bowden 2-17-0; Pumphrey 2-14-0; Anderson 1-6-0; Washington 1-4-0.



San Diego State 40



Utah State 13

Oct. 28, 2016 | Maverick Stadium | Logan, Utah | CBSSN

LOGAN, Utah - Donnel Pumphrey ran for 223 yards, moving into the top five on the NCAA career list, and Juwan Washington added 137 yards and two touchdowns in San Diego State's 40-13 victory over Utah State.

SDSU piled up 400 yards on the ground, holding the Aggies to 71 yards rushing. San Diego State's 400 rushing yards are tied for the second most in its Division I history (since 1969) and seventh in program history.

Pumphrey broke 200 yards for the fourth time of the season (tied with Marshall Faulk for most in SDSU single-season history) and sixth time of his career (second in school history, one behind Faulk). He also recorded his fourth game of the year with at least 220 yards.

The game got off to a surprising start for the Aztecs, who had not trailed in a MW game since a 10-7

deficit at Colorado State on Oct. 31, 2015. With just over eight minutes remaining in the first quarter, Aggies starting quarterback Kent Myers rushed 10 yards into the end zone for the first score of the game. It was the Aztecs' first time trailing in a league contest in 400 minutes, 14 seconds (400:14).

But the Scarlet and Black replied immediately with a 50-second drive. Rashaad Penny returned the kick-off for 56 yards, which Pumphrey followed up with a 5-yard rush. Washington ran 39 yards for his first career touchdown, knotting the score at 7-7. He added a second touchdown in the fourth quarter en route to his first 100-yard game.

San Diego State took the game and ran with it, due in large part to John Baron II. The sophomore was perfect on a career-high four field goals in the driving rain, hitting his target from 21, 23, 41 and 43 yards. The four field goals tied a school record. He has now made eight straight field goals and was 10-for-11 (.900) on the season (and his career).

Quest Truxton and Malik Smith also recorded the first touchdowns of their career. With the score at 10-7 in the second quarter, Truxton caught a 10-yard pass from Christian Chapman for the 17-7 lead.

Smith, meanwhile, intercepted the ninth pass of his career in the fourth quarter and sprinted 28 yards into the end zone for the 40-7 score. It gave San Diego State six interception returns for a touchdown (by five players) since the beginning of 2015.

Defensively, Ronley Lakalaka led the team in tackles (6) for the first time of his career. Dakota Turner forced his first career fumble, while Parker Baldwin recovered his first career fumble.

At quarterback for the Aztecs, Christian Chapman was 4-for-9 for 14 yards and one touchdown with zero interceptions. He improved to 9-1 as the starting quarterback, throwing the 10th touchdown of the season and 12th of his career.

The win was the 50th of SDSU head coach Rocky Long's career at San Diego State and his 115th overall. He is just the third football coach in program history to reach that milestone (also: Don Coryell (104) and Claude Gilbert (61)). He has more victories than his three predecessors combined (Brady Hoke (13), Chuck Long (9) and Tom Craft (19)).

The Aztecs handed Utah State just its fifth home loss in its last 31 home games (the Aggies entered the game with the nation's ninth-highest home winning percentage since Nov. 12, 2011 at .867 (26-4)).

Game Statistics

San Diego State	10	10	3	17	-	40
Utah State	7	0	0	6	-	13

USU - Myers 10-yd run (Warren kick)
7-70, 2:57 (8:08 - 1st)

SDSU - Washington 39-yd run (Baron kick)
2-44, 0:44 (7:11 - 1st)

SDSU - Baron 21-yd field goal
9-61, 4:16 (1:04 - 1st)

SDSU - Truxton 10-yd pass f/Chapman (Baron kick)
16-79, 8:13 (6:33 - 2nd)

SDSU - Baron 41-yd field goal
5-45, 1:35 (0:00 - 2nd)

SDSU - Baron 43-yd field goal
9-46, 4:20 (8:24 - 3rd)

SDSU - Baron 23-yd field goal
12-53, 6:06 (14:49 - 4th)

SDSU - Washington 1-yd run (Baron kick)
2-65, 0:44 (13:33 - 4th)

SDSU - Smith 28-yd interception return (Baron kick)
(13:21 - 4th)

USU - Colston-Green 23-yd pass f/Myers (Warren kick failed)
13-91, 5:14 (7:59 - 4th)

	SDSU	USU
First Downs	20	12
Rushes-Yards	57-400	28-71
Passing Yards	14	181
C-A-I	4-10-0	11-26-1
Total Offense	67-414	54-252
Fumbles-Lost	0-0	1-1
Penalties-Yards	4-40	4-39
Possession Time	36:45	23:15
Turnovers	0	2
Average Field Pos.	SDSU 29	USU 19

INDIVIDUAL STATS

Rushing (Att.-Yards-TDs): SDSU: Pumphrey 32-223-0; Washington 14-137-2; Truxton 1-21-0; Penny 5-16-0; Chapman 3-6-0; Team 2-(-3)-0. USU: Myers 9-26-1; Hobbs 6-23-0; Mays 8-19-0; Lindsey 3-5-0; Hunt 1-3-0; Lewis 1-(-5)-0.

Passing (Att.-Comp.-Int., Yards, TDs): SDSU: Chapman 4-9-0, 14, 1; Pumphrey 0-1-0, 0, 0. USU: Myers 11-26-1, 181, 1.

Receiving (No.-Yards-TDs): SDSU: Truxton 1-10-1; Houston 1-5-0; Penny 1-0-0; Wells 1-(-1)-0. USU: Houston 3-40-0; Tarver 3-28-0; Colston-Green 2-30-1; Byers 1-43-0; Lewis 1-22-0; Rodriguez 1-18-0.

2016 Game Recaps

SEVEN STRAIGHT BOWL GAME APPEARANCES ► 21 CONFERENCE CHAMPIONSHIPS



	Hawai'i	0
	San Diego State	55

Nov. 5, 2016 | Qualcomm Stadium | San Diego, Calif. | CBSN

SAN DIEGO - Donnel Pumphrey ran for 112 yards and Rashaad Penny added 108 yards on the ground to lead San Diego State to a 55-0 win over Hawai'i at Qualcomm Stadium.

The win, coupled with a Nevada loss at New Mexico later in the night, wrapped up the West Division title for the Aztecs (8-1, 5-0 MW) and a trip to the MW Championship for the second straight season.

The 55-0 win was SDSU's largest margin of victory in a shutout in its Division I history (since 1969) and largest margin of victory overall since 1970 (second largest in its DI history). The 55 points, meanwhile, are San Diego State's most since scoring 56 against Hawai'i in 1996.

Pumphrey had 85 yards by the end of the first quarter and did not play in the fourth quarter for a third consecutive game. It was his eighth consecutive 100-yard game, tying his own personal-best streak and tied for the second longest in school history (Marshall Faulk, 10), and 30th of his career.

Penny, meanwhile, logged his 108 yards on just eight carries, averaging 13.5 yards per attempt. It was his third 100-yard game of his career, all over the past five games. Included in the 108 yards was a 73-yard touchdown, which tied a career long, in the third quarter.

It was the Aztecs' third consecutive game with multiple 100-yard rushers, fourth time in five games, seventh time in 19 games and 25th time in program history.

Juwan Washington added 48 yards on the ground on five attempts (9.6 avg.) and two overall touchdowns, a 24-yard pass from Christian Chapman in the third quarter and a 20-yard run in the fourth.

Chapman tied a career high with three touchdown passes, connecting on strikes of 13 yards to David Wells and nine yards to Quest Truxton in the first quarter, and the 24-yard pass to Washington in the third.

The SDSU defense also got into the mix with two interceptions returned for a touchdown, a 14-yard return by Ron Smith in the first quarter and a 54-yard runback by Damontae Kazee in the fourth. It was the first time San Diego State returned two interceptions back for scores in the same game since the 2015 opener against San Diego. Altogether, the Aztecs picked off the Rainbow Warriors (4-6, 3-3 MW) four times, their most since a five-interception game against USD in the same 2015 opener.

John Baron II added a pair of field goals in the second quarter, connecting on a 30- and 45-yarder. He also tied a career-long 51-yard attempt in the third quarter, but came up just short, snapping a streak of 10 straight makes.

Calvin Munson led SDSU in tackles for the sixth time of the season with eight stops, while Smith, making his first career start at cornerback, added a career-high seven tackles, in addition to the 14-yard interception return for a score.

The San Diego State defense finished with four interceptions, seven pass breakups, a forced fumble and two sacks.

The Aztecs finished with 14 points in the first quarter, 13 in the second, 14 in the third and 14 in the fourth.

SDSU outgained UH, 393-215, including a decisive 296-48 margin on the ground. San Diego State won its 30th straight game when rushing for at least 200 yards.

The Aztecs continued their best start (8-1) since 1977.

	San Diego State	46
	Nevada	16

Nov. 12, 2016 | Mackay Stadium | Reno, Nev. | CBSN

RENO, Nev. - San Diego State rushed for a school-record 474 yards in a 46-16 win at Nevada in Reno, Nev.

Rashaad Penny ran for a career-high 208 yards with two touchdowns on just 10 carries (20.8), while Donnel Pumphrey had 198 yards and a touchdown. It was fourth consecutive game that the Aztecs (9-1, 6-0 MW) had a pair of 100-yard rushers and the fifth time in six league games.

Juwan Washington added 70 yards and a touchdown on five carries (14.0 avg.) as SDSU averaged 10.8 yards per attempt for the game, its highest average in a game its Division I history.

Penny got San Diego State on the scoreboard with a 40-yard touchdown run just 2 minutes, 28 seconds (2:28) into the game. The Wolf Pack (3-7, 1-5 MW) answered with an 11-play, 75-yard drive, ending with a Hassan Henderson fumble recovery in the end zone.

The Aztecs scored the next 25 points in the game, starting with a 28-yard field goal by John Baron II, a 3-yard touchdown by Pumphrey, a 6-yard touchdown pass from Christian Chapman to Mikah Holder, a 31-yard field goal by Baron II and a 17-yard pass from Chapman to David Wells. Baron II, however, had his PAT blocked twice during the run, including one that resulted in a 98-yard PAT return for two points by EJ Muhammad to cut the lead to 32-9.

Penny answered for SDSU with a 72-yard touchdown run to take a 39-9 lead. Ty Gangi connected on a 40-yard touchdown strike to Wyatt Demps early in the fourth quarter to bring Nevada within 23 at 39-16.

Washington, however, broke out a 45-yard touchdown run for the final points of the game.

San Diego State finished with 620 total yards in the game, its most since totaling 632 yards against Hawai'i on Dec. 7, 2002.

It was the Aztecs' 17th consecutive win against a conference opponent, extending their longest active streak in the country, 14th straight in the Pacific Time Zone and 11th consecutive against teams from the Mountain West, West Division.

SDSU continued its best start (9-1) since 1977 and won for the 19th time in 20 games.

San Diego State ended up handing the Wolf Pack its worst home loss (30 points) since a 38-7 loss to Boise State on Nov. 25, 2006.

Pumphrey logged his ninth straight 100-yard game, passing DeAngelo Williams for fourth on the all-time NCAA FBS rushing list in the process, while Penny recorded his fourth 100-yard game (all in the previous six games) and became the 20th Aztec in school history with a 200-yard game.

It was SDSU's fourth straight game with a pair of 100-yard rushers, fifth time in six games and 26th time in school history.

Chapman had an efficient game, going 11-for-16 for 146 yards and two touchdowns.

San Diego State broke 40 points for the fourth straight game for the first time since 1990 and held its MW opponent below 400 yards of total offense for the 21st straight outing.

The Aztecs picked off Nevada quarterback Gangi three times and, at the time, led the country with 19 picks in 10 games.

Game Statistics

San Diego State	10	16	13	7	-	46
Nevada	7	0	2	7	-	16

SDSU - Penny 40-yd run (Baron kick)	6-75, 2:28 (12:32 - 1st)
NEV - Henderson 0-yd fumble recovery (Pettit kick)	11-75, 5:00 (7:32 - 1st)
SDSU - Baron 28-yd field goal	10-64, 5:29 (2:03 - 1st)
SDSU - Pumphrey 3-yd run (Baron kick)	3-21, 0:49 (10:19 - 2nd)
SDSU - Holder 6-yd pass f/Chapman	6-32, 2:35 (5:53 - 2nd)
SDSU - Baron 31-yd field goal	10-77, 1:42 (0:03 - 2nd)
SDSU - Wells 17-yd pass f/Chapman	9-75, 4:40 (4:43 - 3rd)
NEV - Muhammad PAT return	(4:43 - 3rd)
SDSU - Penny 72-yd run (Baron kick)	2-73, 0:52 (2:50 - 3rd)
NEV - Demps 40-yd pass f/Gangi (Pettit kick)	8-75, 3:44 (14:06 - 4th)
SDSU - Washington 45-yd run (Baron kick)	3-54, 1:26 (7:34 - 4th)

	SDSU	NEV
First Downs	25	19
Rushes-Yards	44-474	34-90
Passing Yards	146	276
C-A-I	11-17-0	21-37-3
Total Offense	620	366
Fumbles-Lost	1-1	1-0
Penalties-Yards	6-49	2-20
Possession Time	28:00	32:00
Turnovers	1	3
Average Field Position	SDSU 31	NEV 22

INDIVIDUAL STATS

Rushing (Att.-Yards-TDs): SDSU: Penny 10-208-2; Pumphrey 16-199-1; Washington 5-73-1; Chapman 2-0-0; Team 1-0-(-2). NEV: Kincaide 10-41-0; Butler 14-32-0; Wright 3-9-0; Gangi 7-8-0.

Passing (Att.-Comp.-Int., Yards, TDs): SDSU: Chapman 11-16-0, 146, 2; Team 0-1-0, 0, 0. NEV: Gangi 21-37-3, 276, 2.

Receiving (No.-Yards-TDs): SDSU: Holder 4-45-1; Wells 2-35-1; Penny 2-20-0; Bawden 1-19-0; Judge 1-16-0; Truxton 1-11-0. NEV: Gipson 7-38-0; Demps 4-93-1; Cells 4-42-0; Henderson 2-24-1; Butler 2-15-0; Gonzalez 1-39-0; Scott 1-25-0.

Game Statistics

Hawai'i	0	0	0	0	-	0
San Diego State	14	13	14	14	-	55

SDSU - Wells 13-yd pass f/Chapman (Baron kick)	8-75, 3:25 (11:35 - 1st)
SDSU - Truxton 9-yd pass f/Chapman (Baron kick)	11-88, 5:59 (1:59 - 1st)
SDSU - Smith 14-yd interception return (Baron kick)	(12:36 - 2nd)
SDSU - Baron 30-yd field goal	6-20, 3:20 (3:45 - 2nd)
SDSU - Baron 45 field goal	2-0, 0:09 (0:04 - 2nd)
SDSU - Penny 73-yd run (Baron kick)	4-87, 2:09 (6:42 - 3rd)
SDSU - Washington 24-yd pass f/Chapman (Baron kick)	2-25, 0:29 (1:24 - 3rd)
SDSU - Kazee 54-yd interception return (Baron kick)	(14:42 - 4th)
SDSU - Washington 20-yd run (Baron kick)	6-80, 2:58 (8:02 - 4th)

	UH	SDSU
First Downs	15	19
Rushes-Yards	27-48	42-296
Passing Yards	167	97
C-A-I	25-45-4	8-16-1
Total Offense	72-215	58-393
Fumbles-Lost	1-0	1-0
Penalties-Yards	8-69	3-20
Possession Time	32:30	27:30
Turnovers	4	1
Average Field Position	UH 22	SDSU 39

INDIVIDUAL STATS

Rushing (Att.-Yards-TDs): UH: Lakalaka 14-40-0; Harris 4-19-0; Zwahlen 2-0-0; Team 1-(-2)-0; Brown 6-(-9)-0. SDSU: Pumphrey 21-112-0; Penny 8-109-1; Washington 5-48-1; Agnew 1-23-0; Truxton 1-23-0; Team 1-0-(-1); Chapman 5-(-17)-0.

Passing (Att.-Comp.-Int., Yards, TDs): UH: Brown 22-35-3, 135, 0; Zwahlen 3-10-1, 32, 0. SDSU: Chapman 7-15-1, 76, 3; Agnew 1-1-0, 21, 0.

Receiving (No.-Yards-TDs): UH: Ursua 7-41-0; 5-34-0; Collie 4-30-0; Camanese-Stevens 2-25-0; Ewaliko 2-15-0; Barker 2-13-0; Torres 2-7-0; 'Unga 1-2-0. SDSU: Holder 2-23-0; Bawden 2-7-0; Washington 1-24-1; Richardson 1-21-0; Wells 1-13-1; Truxton 1-9-1.

2016 Game Recaps

SEVEN STRAIGHT BOWL GAME APPEARANCES ► 21 CONFERENCE CHAMPIONSHIPS



San Diego State 33 **Wyoming** 34

Nov. 19, 2016 | War Memorial Stadium | Laramie, Wyo. | CBSSN

LARAMIE, Wyo. - No. 24/25 San Diego State saw its 17-game winning streak against Mountain West opponents snapped in a 34-33 loss at Wyoming.

Josh Allen had given the Cowboys (8-3, 6-1 MW) their first lead of the game at 34-27 with a 29-yard touchdown pass to C.J. Johnson with 1:07 left in the game.

After Rashaad Penny was ruled down on the Aztecs' 1-yard line on a kick return, SDSU mounted a 99-yard drive, ending when Christian Chapman's Hail Mary pass was deflected to a diving Quest Truxton in the end zone with no time remaining. After initially calling the catch incomplete, the referees reviewed the play and it was called a touchdown.

Game Statistics

San Diego State	7	10	7	9	-	33
Wyoming	3	7	10	14	-	34

SDSU - Penny 93-yd kickoff return (Baron kick)
(14:47 - 1st)

WY - Rothe 32-yd field goal
9-57, 4:20 (10:27 - 1st)

SDSU - Baron 27-yd field goal
10-64, 5:10 (7:49 - 2nd)

WY - Hill 11-yd run (Rothe kick)
7-80, 2:41 (1:14 - 2nd)

SDSU - Houston 3-yd pass f/Chapman (Baron kick)
9-65, 1:14 (0:00 - 2nd)

WY - Hill 1-yd run (Rothe kick)
13-70, 5:54 (9:06 - 3rd)

SDSU - Washington 92-yd kickoff return (Baron kick)
(8:53 - 3rd)

WY - Rothe 34-yd field goal
4-1, 0:55 (4:15 - 3rd)

SDSU - Baron 31-yd field goal
6-66, 3:05 (10:45 - 4th)

WY - Maulhardt 30-yd pass f/Allen (Rothe kick)
3-75, 1:00 (9:45 - 4th)

WY - Johnson 29-yd pass f/Allen (Rothe kick)
15-85, 6:14 (1:07 - 4th)

SDSU - Truxton 23-yd pass f/Chapman
11-99, 1:07 (0:00 - 4th)

	SDSU	WY
First Downs	17	29
Rushes-Yards	31-178	53-205
Passing Yards	211	282
C-A-I	15-27-0	16-31-1
Total Offense	58-389	84-487
Fumbles-Lost	1-1	1-0
Penalties-Yards	7-53	2-20
Possession Time	23:17	36:43
Turnovers	1	1
Average Field Position	SDSU 34	WY 26

INDIVIDUAL STATS

Rushing (Att.-Yards-TDs): **SDSU:** Penny 5-79-0; Pumphrey 17-76-0; Washington 1-14-0; Chapman 8-9-0. **WY:** Hill 31-131-2; Allen 15-56-0; Wick 4-14-0; Gentry 1-8-0; Conway 2-(-4)-0.

Passing (Att.-Comp.-Int., Yards, TDs): **SDSU:** Chapman 15-26-0, 211, 2; Team 0-1-0, 0, 0. **WY:** Allen 16-31-1, 282, 2.

Receiving (No.-Yards-TDs): **SDSU:** Pumphrey 5-52-0; Truxton 2-50-1; Judge 2-17-0; Houston 2-8-1; Washington 1-44-0; Wells 1-27-0; Anderson 1-12-0; Bawden 1-1-0. **WY:** Johnson 5-85-1; Gentry 4-58-0; Maulhardt 3-84-1; Hollister 3-52-0; Hill 1-3-0.

San Diego State head coach Rocky Long elected to go for the win, but Chapman's 2-point conversion pass attempt was knocked down, giving UW its second win over a ranked team in 2016 (also over then No. 13 Boise State).

SDSU tied an FBS record with two kick returns for a touchdown in the game, beginning with a 93-yard return by Penny on the opening kickoff of the game.

Wyoming answered with a 9-play, 57-yard drive over 4:20, ending with a 32-yard field goal by Cooper Rothe.

SDSU went up by seven once again midway through the second quarter when John Baron II converted on a 27-yard field goal.

After exchanging punts, Brian Hill capped a 7-play, 80-yard drive for the Cowboys with an 11-yard touchdown run to tie the game once again at 10-10.

Getting the ball back with just 1:14 left in the first half on the 35-yard line after UW kicked the ball out-of-bounds, San Diego State went 65 yards with Chapman finding true freshman tight end Parker Houston from three yards out with no time on the clock to put the Aztecs up, 17-10, at the half.

Wyoming tied it up once again on its ensuing drive on another long 13-play, 70-yard march over 6:07, ending with a 1-yard TD run by Hill.

SDSU's Juwan Washington took a 92-yard kick back for his first career kick return touchdown.

After forcing the Cowboys to punt, San Diego State's Donnel Pumphrey fumbled, allowing Lucas Wach to pounce on it and giving UW the ball on the Aztecs' 18. The SDSU defense stood tall, limiting Wyoming to a 34-yard field goal.

San Diego State looked to put the game away on its first drive of the fourth quarter as it used two big plays - a 44-yard pass from Chapman to Washington and a 24-yard Penny run - to get to the 12-yard line. Two short gains, a delay of game penalty and an incomplete later, the Aztecs had to settle for a 31-yard field goal by Baron II to make it 27-20.

It only took the Cowboys three plays to go 75 yards, ending with a 30-yard pass from Allen to Jake Maulhardt and tying the game up at 27-27.

After forcing SDSU to punt, UW mounted a 15-play, 85-yard drive over 6:14 to take the lead on the Allen-to-Johnson 29-yard pass. Wyoming converted three third downs on the drive, a fourth down and took advantage of a San Diego State penalty on a third-and-5 early to take its first lead of the game.

The Aztecs got to the 23 before the pass from Chapman to Truxton set up the failed conversion.

Colorado State 63 **San Diego State** 31

Nov. 26, 2016 | Qualcomm Stadium | San Diego, Calif. | CBSSN

SAN DIEGO - San Diego State saw its 10-game home winning streak come to a disappointing conclusion on Nov. 26 as visiting Colorado State claimed a 63-31 decision to spoil the Aztecs' Senior Night festivities at a rain-soaked Qualcomm Stadium.

The Rams (7-5, 5-3 MW), who maintained a 507-377 advantage in total offense, including a 291-194 spread in rushing yardage, scored on six of their first seven possessions to grab a commanding 42-24 lead by halftime.

Game Statistics

Colorado State	21	21	14	7	-	63
San Diego State	7	17	0	7	-	31

CS - Gallup 35-yd pass f/Stevens (Bryan kick)
5-72, 2:25 (12:35 - 1st)

CS - Clark 27-yd pass f/Stevens (Bryan kick)
6-63, 2:27 (8:12 - 1st)

SDSU - Wells 25-yd pass f/Chapman (Baron kick)
5-45, 2:25 (5:41 - 1st)

CS - Matthews 3-yd run (Bryan kick)
6-70, 2:29 (3:07 - 1st)

SDSU - Holder 25-yd pass f/Chapman (Baron kick)
9-83, 3:49 (14:11 - 2nd)

SDSU - Baron 34-yd field goal
7-33, 1:51 (11:39 - 2nd)

CS - Gallup 18-yd pass f/Stevens (Bryan kick)
9-69, 4:20 (7:14 - 2nd)

CS - Ruiz 91-yd punt return (Bryan kick)
(4:59 - 2nd)

SDSU - Pumphrey 7-yd run (Baron kick)
7-79, 2:29 (2:24 - 2nd)

CS - Ruiz 5-yd pass f/Stevens (Bryan kick)
5-75, 2:01 (0:15 - 2nd)

CS - Gallup 6-yd pass f/Clark (Bryan kick)
8-35, 4:21 (4:53 - 3rd)

CS - Kinsey 27-yd run (Bryan kick)
3-43, 1:27 (0:59 - 3rd)

CS - Matthews 4-yd run (Bryan kick)
5-38, 2:11 (12:54 - 4th)

SDSU - Washington 81-yd run (Baron kick)
3-85, 1:24 (4:50 - 4th)

	CS	SDSU
First Downs	23	16
Rushes-Yards	46-291	39-194
Passing Yards	216	183
C-A-I	11-16-0	11-19-1
Total Offense	507	377
Fumbles-Lost	1-0	1-1
Penalties-Yards	6-65	6-50
Possession Time	32:09	27:51
Turnovers	0	1
Average Field Position	CS 36	SDSU 29

INDIVIDUAL STATS

Rushing (Att.-Yards-TDs): **CS:** Matthews 14-104-2; Dawkins 15-103-0; Kinsey 14-61-1; Clark 3-23-0. **SDSU:** Washington 6-92-1; Pumphrey 18-53-1; Chapman 5-25-0; Penny 4-15-0; Wormhoudt 2-8-0; Agnew 2-6-0; Team 1-(-1)-0; Mathis 1-(-4)-0.

Passing (Att.-Comp.-Int., Yards, TDs): **CS:** Stevens 10-15-0, 210, 4; Clark 1-1-0, 6, 1. **SDSU:** Chapman 11-19-1, 183, 2.

Receiving (No.-Yards-TDs): **CS:** Gallup 7-139-3; Ruiz 2-40-1; Clark 1-27-1; Fackrell 1-10-0. **SDSU:** Holder 3-87-1; Bawden 3-32-0; Wells 2-42-1; Truxton 1-8-0; Pumphrey 1-8-0; Penny 1-6-0.

After CSU raced to a 14-0 advantage following a pair of touchdown passes by Nick Stevens, SDSU (9-3, 6-2 MW) capitalized on a short kickoff and subsequent 27-yard return by Christian Cumberlander to fashion a 5-play, 45-yard drive punctuated by Christian Chapman's 25-yard scoring strike to tight end David Wells. The catch was Wells' fourth touchdown reception of the season, all occurring over the previous six games.

However, the Rams responded with a 6-play, 70-yard march of their own capped by Izzy Matthews' 3-yard burst to reclaim at 14-point spread at 21-7. Earlier, Stevens kept the drive alive with 35-yard completion to Robert Ruiz on third-and-8 from the SDSU 38.

The Aztecs clawed their way into contention with 10 straight points early in the second quarter, trimming the deficit to 21-17 by the 11:39 mark of the period. Chapman connected with Mikah Holder on a 25-yard touchdown pass, while John Baron II added a 34-yard field goal after the SDSU defense forced a three-and-out.

That would be as close as the Aztecs would get, however, as the Rams quickly answered with two touchdowns on Stevens' 18-yard toss to Michael Gallup, followed by a 91-yard punt return by Ruiz.

The scoring bonanza continued later in the quarter when SDSU narrowed the gap to 35-24 after Donnel Pumphrey hit pay dirt on a 7-yard sweep around left end with 2:24 remaining. However, a 41-yard burst by Matthews put CSU in prime position to strike once again, as Stevens hit Ruiz from five yards out with just 15 seconds left before intermission to put the visitors up, 42-24.

Following an interception by Jamal Hicks at the SDSU 35, Detrich Clark connected with Gallup shortly thereafter on a 6-yard option pass, while Marvin Kinsey added another score on a 27-yard run.

On its opening possession of the fourth quarter, CSU drove 28 yards after an Aztec fumble, as Matthews carried the ball on all four plays, including the final four yards into the end zone, which provided the Rams a comfortable 63-24 cushion.

The Aztecs' lone bright spot of the half came with 4:50 remaining in the contest when Juwan Washington darted 81 yards down the left sideline for the Scarlet and Black's longest touchdown run of the season. finished the night with a career-high 92 yards on six attempts.

Despite turning in a season-low 53 yards on 18 carries, Pumphrey still managed to break his own school record with 1,908 rushing yards in a single season.

2016 Game Recaps

SEVEN STRAIGHT BOWL GAME APPEARANCES ► 21 CONFERENCE CHAMPIONSHIPS



San Diego State 27 Wyoming 24

Dec. 3, 2016 | War Memorial Stadium | Laramie, Wyo. | ESPN

LARAMIE, Wyo. - Rashaad Penny rushed for 117 yards and two touchdowns, and Donnel Pumphrey added 110 yards and another score to lead San Diego State a 27-24 victory over Wyoming and its second consecutive Mountain West title in Laramie, Wyo., on Dec. 3.

Penny also had 113 yards on two kick returns and added two catches for 13 yards to finish with 243 all-purpose yards for the Aztecs, who avenged a 34-33 loss two weeks prior (Nov. 19) in Laramie.

It was SDSU's second straight outright MW title, third overall and 21st league championship in program history. San Diego State became the first road team to win the MW Championship since the league moved to division play in 2013.

Down, 10-0, early in the first quarter on a 46-yard field goal by Cooper Rothe and a 12-yard touchdown pass from Josh Allen to Jacob Hollister, the Aztecs came roaring back with the next 24 points of the game. SDSU got on the scoreboard first with 1:46 left in the first quarter when Pumphrey scooted in from nine yards out to cap a 7-play, 62-yard drive.

Damontae Kazee picked off Allen on the first play of the ensuing drive, but fumbled the ball in the end zone while trying to score. It was ruled a touchback and the Cowboys (8-5) got the ball back.

San Diego State forced a three-and-out and got into field goal range, where John Baron II nailed a 37-yarder to tie the game at 10-10. The key play on the drive was a 30-yard pass from Christian Chapman to Rashaad Penny on third-and-2.

Neither team challenged the rest of the half, making it 10-10 after 30 minutes.

Kazee picked off Allen once again on UW's first drive of the third quarter, setting up the Aztecs at the Wyoming 31. Pumphrey rushed twice for 19 yards, before Penny finished the job with back-to-back 6-yard rushes, including a touchdown putting SDSU on top for the first time at 17-10.

UW later got into field goal range, but Rothe's 42-yard attempt missed left with 5:37 left in the third quarter.

San Diego State took advantage with a methodical 8-play, 75-yard drive over 4:12, finishing with a 6-yard touchdown run by Penny to take a 24-10 lead.

Wyoming stopped the bleeding somewhat with its first drive of the fourth quarter when Allen found Tanner Gentry on a 33-yard strike on third-and-9.

After the Aztecs were forced to punt, Jay Henderson knocked the ball out of a scampering Allen and Kyle Kelley pounced on the loose ball, giving SDSU great field position at the Cowboy 22-yard line. San Diego State was unable to score the touchdown, but Baron II's 20-yard field goal gave the visitors a 27-17 lead with just 6:54 remaining.

UW responded in just 42 seconds as Allen found Gentry for 32 yards and then C.J. Johnson for a 43-yard touchdown to make it a 27-24 game.

Penny got the Aztecs into scoring position again with a 75-yard kick return, but Juwan Washington fumbled at the 15, giving Wyoming a chance to take back the lead.

The SDSU defense, however, stood tall, stopping Allen on a designed run on fourth-and-two at the Cowboy 21.

San Diego State got to the UW 15 and went for it on fourth-and-4 to try to seal the game. Chapman, however, was sacked and UW was given one last chance.

Wyoming was not able to gain any traction against the staunch Aztec defense and Kelly sacked Allen on fourth-and-20, allowing SDSU to end the game in victory formation.

Houston 10 San Diego State 34

Dec. 17, 2016 | Sam Boyd Stadium | Las Vegas, Nev. | ABC

LAS VEGAS - Donnel Pumphrey broke the NCAA career rushing record in his college finale, running for 115 yards and a touchdown in San Diego State's 34-10 victory over Houston in the Las Vegas Bowl on Dec. 17.

Pumphrey passed former Wisconsin star Ron Dayne's mark of 6,397 yards on a 15-yard run early in the fourth quarter, with teammates swarming him on the sideline, and wrapping up his sensational career in his Nevada hometown with 6,405 yards.

Pumphrey's senior total of 2,133 yards rushing ranks in the top 10 for an FBS player.

Ron Smith returned an interception 54 yards for a touchdown, Curtis Anderson caught a 28-yard touchdown pass from Christian Chapman, Juwan Washington ran for a touchdown, and John Baron II kicked two field goals for the Aztecs (11-3).

The Scarlet and Black overcame a 10-0 first-quarter deficit against the Cougars (9-4), who had previously won 56-straight games when leading by at least 10 points (dating back to 2009). SDSU, meanwhile, won for the first time when trailing by 10 points after the first quarter since Nov. 9, 2013 at San Jose State (W, 34-30).

Neither the victory nor Pumphrey's record-setting performance seemed likely after Houston's defense absolutely smothered the Aztecs in the first quarter.

Led by freshman Ed Oliver, Houston had seven tackles for loss on San Diego State's first 16 plays. Pumphrey had minus-1 yard rushing on seven carries in the first quarter and the Aztecs didn't have a first down until the first play of the second quarter - on a penalty for running into the kicker.

But Pumphrey started to gash Houston on the perimeter, giving San Diego State the lead for good on a 32-yard touchdown run late in the third quarter, and the defense intercepted four of Houston quarterback Greg Ward Jr.'s passes in the second half.

Ward threw for 229 yards and had a 2-yard touchdown run, tying Bryce Beall's school record of 39 rushing touchdowns. SDSU was able to sack Ward seven times, which tied for the most in a game since 1996. Houston finished with 254 yards of total offense and just 25 yards rushing (Houston's 10th-fewest rushing yards since 1996).

The running game for the Aztecs was historic. Not only did Pumphrey set NCAA and school records, but Rashaad Penny topped the 1,000-yard mark to give SDSU the first college backfield with a 2,000-yard rusher and 1,000-yard rusher in the same season. San Diego State broke its single-season records for rushing yards (3,680), rushing touchdowns (34), rushing yards per carry (5.8), points (493) and field goals (21) in 2016.

With the win, the Aztecs tied the school record by securing their 11th victory of the year. This marked the fourth 11-win campaign in school history (also: 1966, 1969 and 2015). SDSU produced consecutive seasons with at least 11 victories for the first time in the program's 94-year history.

Coupled with the victory in last season's Hawai'i Bowl, the Aztecs won consecutive bowl games for the first time in the Division I era and the first time since 1966 and 1967 campaigns.

Game Statistics

Houston	10	0	0	0	-	10
San Diego State	0	6	14	14	-	34

HOU - Cummings 31-yd field goal

10-24, 3:31 (6:38 - 1st)

HOU - Ward Jr. 2-yd run (Cummings kick)

10-74, 3:50 (1:22 - 1st)

SDSU - Baron 23-yd field goal

8-55, 4:26 (6:28 - 2nd)

SDSU - Baron 28-yd field goal

7-26, 2:52 (1:29 - 2nd)

SDSU - Pumphrey 32-yd run (Baron kick)

4-68, 1:54 (3:14 - 3rd)

SDSU - Smith 54-yd interception return (Baron kick)

(0:56 - 3rd)

SDSU - Anderson 28-yd pass f/Chapman (Baron kick)

1-28, 0:05 (8:58 - 4th)

SDSU - Washington 7-yd run (Baron kick)

4-21, 1:46 (1:11 - 4th)

	HOU	SDSU
First Downs	16	13
Rushes-Yards	41-25	37-127
Passing Yards	229	128
C-A-I	25-34-4	10-14-0
Total Offense	254	255
Fumbles-Lost	0-0	0-0
Penalties-Yards	2-10	3-25
Possession Time	32:12	27:48
Turnovers	4	0
Average Field Position	HOU 27	SDSU 41

INDIVIDUAL STATS

Rushing (Att.-Yards-TDs): HOU: Catalon 14-18-0; Wilson 4-6-0; Corbin 1-1-0; Ward Jr. 22-0-1. SDSU: Pumphrey 19-115-1; Penny 10-23-0; Washington 3-8-1; Agnew 1-1-0; Team 1-(-1)-0; Chapman 3-(-19)-0.

Passing (Att.-Comp.-Int., Yards, TDs): HOU: Ward Jr. 25-34-4, 229, 0. SDSU: Chapman 10-14-0, 128, 1.

Receiving (No.-Yards-TDs): HOU: Wilson 5-52-0; Bonner 5-42-0; Johnson 4-31-0; Catalon 4-9-0; Corbin 3-51-0; Dunbar 2-23-0; McCloskey 2-21-0. SDSU: Wells 4-33-0; Anderson 1-28-1; Pumphrey 1-26-0; Bawden 1-20-0; Holder 1-12-0; Houston 1-5-0; Penny 1-4-0.

Game Statistics

San Diego State	7	3	14	3	-	27
Wyoming	10	0	0	14	-	24

WY - Rothe 46-yd field goal

5-18, 1:23 (8:04 - 1st)

WY - Hollister 12-yd pass f/Allen (Rothe kick)

3-17, 1:26 (4:49 - 1st)

SDSU - Pumphrey 9-yd run (Baron kick)

7-62, 3:03 (1:46 - 1st)

SDSU - Baron 37-yd field goal

10-50, 4:37 (9:39 - 2nd)

SDSU - Penny 6-yd run (Baron kick)

4-31, 1:31 (12:35 - 3rd)

SDSU - Penny 6-yd run (Baron kick)

8-75, 4:12 (1:25 - 3rd)

WY - Gentry 33-yd pass f/Allen (Rothe kick)

4-74, 1:42 (14:22 - 4th)

SDSU - Baron 20-yd field goal

7-19, 3:59 (6:54 - 4th)

WY - Johnson 43-yd pass f/Allen (Rothe kick)

2-75, 0:42 (6:12 - 4th)

	SDSU	WYO
First Downs	16	13
Rushes-Yards	53-242	31-95
Passing Yards	85	248
C-A-I	6-13-1	14-31-2
Total Offense	327	343
Fumbles-Lost	3-2	2-1
Penalties-Yards	7-62	6-45
Possession Time	33:55	26:05
Turnovers	3	3
Average Field Position	SDSU 42	WYO 27

INDIVIDUAL STATS

Rushing (Att.-Yards-TDs): SDSU: Penny 16-117-2; Pumphrey 25-110-1; Chapman 9-17-0; Washington 2-0-0; Team 1-(-2)-0. WYO: Owens 17-156-0; Roberts 13-85-0; McVey 9-48-3; Williams 5-23-0; Brown 2-4-0.

Passing (Att.-Comp.-Int., Yards, TDs): SDSU: Chapman 6-13-1, 85, 0. WYO: Allen 14-31-2, 248, 3.

Receiving (No.-Yards-TDs): SDSU: Holder 2-6-0; Penny 2-13-0; Truxton 1-9-0; Wells 1-7-0. WYO: Gentry 3-81-1; Johnson 3-53-1; Maulhardt 2-52-0; Hill 2-17-0; Mayfield 1-15-0; Hollister 1-12-1; Ellis 1-10-0; Van Maanen 1-8-0.



Two-time Mountain West Defensive Player of the Year Damontae Kazee left San Diego State as the all-time leader with 17 interceptions.

Inside:

Rushing	110
Passing	116
Receiving	121
Total Offense	127
All-Purpose	129
Scoring	130
Defense	133
Punt Returns	139
Kickoff Returns	140
Punting	141
Miscellaneous	142
Longest Plays	143
Attendance	144

Bold indicates record set by a current Aztec or last year
 * - Indicates conference game
 ^ - Indicates Division I era record

■ Team Records

Most Attempts

Game: 71, vs. UTEP, 11/17/79

Season: 675, in 2015 (11-3)

Fewest Attempts

Game: 12, at Brigham Young*, 10/9/01

Season: 284, in 2008 (2-10)

Most Yards

Game: **474, at Nevada*, 11/12/16**

Season: **3,680, in 2016 (11-3)**

Fewest Yards

Game: -49, at San José State*, 11/6/71

Season: 637, in 1958 (3-5)

Most Touchdowns

Game: 10, vs. New Mexico State, 11/15/69

Season: **34, in 2016 (11-3)**

Fewest Touchdowns

Season: 4, in 1960 (1-6-1) and 1959 (1-6-1)

Most Yards Per Carry

Game: **10.77 at Nevada*, 11/12/16**

Season: **5.8, in 2016 (11-3)**

Most Yards Per Game

Season: 269.4, in 1952 (4-5)

Fewest Yards Per Game

Season: 72.9, in 2002 (4-9)

Attempts

Attempts	Yards Per Game
1. 675 in 2015 (11-3)	1. 262.9 in 2016 (11-3)
2. 636 in 2016 (11-3)	2. 233.3 in 2015 (11-3)
3. 578 in 2012 (9-4)	3. 220.7 in 2012 (9-4)
4. 559 in 1976 (10-1)	4. 216.1 in 2014 (7-6)
5. 521 in 1991 (8-4-1)	5. 206.3 in 1991 (8-4-1)
6. 517 in 2014 (7-6)	6. 202.8 in 1995 (8-4)
7. 512 in 1979 (8-3)	7. 187.2 in 1976 (10-1)
8. 510 in 2013 (8-5)	8. 186.6 in 1998 (7-5)
9. 504 in 1980 (4-8)	9. 184.5 in 2011 (8-5)
10. 503 in 1978 (4-7)	10. 184.1 in 1974 (8-2-1)

Yards

Yards	Touchdowns
1. 3,680 in 2016 (11-3)	1. 34 in 2016 (11-3)
2. 3,266 in 2015 (11-3)	2. 32 in 2015 (11-3)
3. 2,869 in 2012 (9-4)	3. 30 in 2013 (8-5)
4. 2,809 in 2014 (7-6)	30 in 2012 (9-4)
5. 2,476 in 1991 (8-4-1)	30 in 1991 (8-4-1)
6. 2,433 in 1995 (8-4)	30 in 1989 (6-5-1)
7. 2,398 in 2011 (8-5)	7. 29 in 2010 (9-4)
8. 2,166 in 2013 (8-5)	8. 28 in 2011 (8-5)
9. 2,097 in 2010 (9-4)	9. 27 in 1995 (8-4)
10. 2,052 in 1998 (7-5)	10. 26 in 2014 (7-6)

SINGLE-SEASON HIGHS/DI ERA MOST YARDS

Rk.	Opponent, Date (Result)	Yards
1.	at Nevada*, 11/12/16 (W, 46-16)	474
2.	Mexico Poly, 9/17/66 (W, 45-0)	454
3.	at UC Santa Barbara*, 10/19/62 (W, 46-8)	453
4.	Pacific, 9/14/91 (W, 55-34)	430
5.	San Francisco State, 9/26/64 (W, 54-0)	423
6.	Redlands, 10/18/52 (W, 27-12)	413
7.	at UC Santa Barbara*, 10/19/62 (W, 46-8)	411
8.	at Utah State*, 10/28/16 (W, 40-13)	400
	Wyoming*, 11/24/12 (W, 42-28)	400
10.	at New Mexico*, 10/10/14 (W, 24-14)	397
11.	San José State*, 11/29/14 (W, 38-7)	393
	Pepperdine*, 10/11/52 (W, 33-13)	393

MOST YARDS PER CARRY/DI ERA

Rk.	Opponent, Date (Result)	YPC
1.	at Nevada*, 11-12-16 (W, 46-16)	10.77
2.	San José State, 10-21-95 (W, 49-20)	9.36
3.	at New Mexico*, 10-10-14 (W, 24-14)	8.63
4.	UTEP*, 11-16-85 (W, 34-6)	8.53
5.	at Wyoming*, 11-24-12 (W, 42-28)	8.33
6.	Pacific, 9-14-91 (W, 55-34)	7.96
7.	Wyoming*, 10-29-11 (L, 27-30)	7.89
8.	at (nr/25) Missouri, 9-18-10 (L, 24-27)	7.58
9.	Hawaii*, 10-11-96 (W, 56-8)	7.48
10.	Colorado State*, 9-28-85 (W, 48-23)	7.23

■ Individual Records

Most Attempts

Game: 47, Larry Ned vs. Wyoming*, 11/17/01

Season: **349, Donnel Pumphrey, 2016**

Career: **1,059, Donnel Pumphrey, 2013-14-15-16**

Most Yards

Game: 386, Marshall Faulk vs. Pacific, 9/14/91

Season: **2,133, Donnel Pumphrey, 2016**

Career: **6,405, Donnel Pumphrey, 2013-14-15-16**

Most Touchdowns

Game: 7, Marshall Faulk vs. Pacific, 9/14/91

Season: 23, George Jones, 1995

Career: **62, Donnel Pumphrey, 2013-14-15-16**

Most Yards By A Quarterback

Game: 116, Joe Turpin vs. Cal Poly, 9/30/67

Season: 402, Kevin O'Connell, 2005

Career: 1,312, Kevin O'Connell, 2004-05-06-07

Most Yards By A Senior

Game: 285, Larry Ned vs. Eastern Illinois, 10/6/01

Season: **2,133, Donnel Pumphrey, 2016**

Most Yards By A Junior

Game: 270, George Jones at Fresno State, 10/14/95

Season: 1,842, George Jones, 1995

Most Yards By A Sophomore

Game: 300, Marshall Faulk vs. (23) Hawai'i, 11/14/92

Season: 1,867, Donnel Pumphrey, 2014

Most Yards By A Freshman

Game: 386, Marshall Faulk vs. Pacific, 9/14/91

Season: 1,532, Ronnie Hillman, 2010

Highest Average Yards Per Carry

Game: **20.8, Rashaad Penny at Nevada*, 11/12/16**

(min. 10 atts.)

Season: 8.0, Nate Johns, 1965 (min. 100 atts.)

Career: 6.4, Norm Nygaard, 1952-53-54

(min. 200 atts.)

Highest Average Per Game

Season: 163.0, Marshall Faulk, 1992 (min. 8 gms.)

Career: 148.0, Marshall Faulk, 1991-92-93

(min. 15 gms.)

Most 100-Yard Games

Season: **11, Donnel Pumphrey, 2016**

Career: **33, Donnel Pumphrey, 2013-14-15-16**

Most Consecutive 100-Yard Games

Season: **9, Donnel Pumphrey, 2016**

Career: 10, Marshall Faulk, 1991-92

Most 200-Yard Games

Season: **4, Donnel Pumphrey, 2016**

and Marshall Faulk, 1992

Career: 7, Marshall Faulk, 1991-92-93



DONNEL PUMPHREY

YARDS RUSHING/CAREER

Pl.	Player	Seasons	Att	Gain	Loss	Net	Avg.	TD
1.	Donnel Pumphrey	2013-14-15-16	1,059	6,603	198	6,405	6.0	62
2.	Marshall Faulk	1991-92-93	766	4,786	197	4,589	6.0	57
3.	Larry Ned	1998-99-00-01	765	3,792	230	3,562	4.7	36
4.	Ronnie Hillman	2010-11	573	3,384	141	3,243	5.7	36
5.	Adam Muema	2011-12-13	509	2,959	107	2,852	5.6	34
6.	Jonas Lewis	1996-97-98-99	589	3,015	172	2,843	4.8	15
7.	George Jones	1995-96	486	2,904	94	2,810	5.8	34
8.	Norm Nygaard	1952-53-54	407	2,766	147	2,619	6.4	25
9.	Wayne Pittman	1991-92-93-94	551	2,498	135	2,363	4.3	17
10.	Chris Hardy	1983-84-85-86	447	2,448	107	2,341	5.2	22
11.	David Turner	1976-77	433	2,336	102	2,234	5.2	19
12.	Paul Hewitt	1987-88	473	2,178	122	2,056	4.3	28
13.	Lynell Hamilton	2003-05-06-07	480	2,191	139	2,052	4.3	14
14.	Kern Carson	1961-62-63	316	2,002	91	1,911	6.0	26
15.	Chase Price	2012-13-14-15	377	1,926	52	1,874	5.0	12
16.	Walter Kazee	2009-10-11-12	388	1,896	44	1,852	4.8	17
17.	Art Preston	1949-50-51	317	1,858	194	1,664	5.2	-
18.	Brandon Bornes	2004-05-06-07	375	1,616	63	1,553	4.1	13
19.	Atiyah Henderson	2006-07-08	338	1,531	94	1,437	4.3	5
20.	Don Shy	1965-66	258	1,250	136	1,432	5.3	12
21.	Rashaad Penny	2014-15-16	199	1,460	52	1,408	7.1	15
22.	Kevin O'Connell (QB)	2004-05-06-07	395	1,996	684	1,312	3.3	19
23.	Mike Waters	1983-84	312	1,291	25	1,266	4.1	5
24.	Lloyd Edwards	1967-68	249	1,254	3	1,251	5.0	10
25.	Jim Allison	1963-64	180	1,259	26	1,233	6.9	16
26.	Monty Reed	1974-75	264	1,290	59	1,231	4.7	18
27.	Bill Kramer	1973-74	190	1,248	23	1,225	6.4	4
28.	Michael Franklin	2002-03-04-05	263	1,310	94	1,216	4.6	5
29.	Mario Mendez	1961-62-63	213	1,200	32	1,168	5.5	20
30.	Ted Washington	1966-67	244	1,234	78	1,156	4.7	13
31.	George Brown	1968-69-70	278	1,171	24	1,147	4.1	10
32.	Ron Slack	1986-87-88-89	271	1,203	67	1,136	4.2	14
33.	T.C. Wright	1990-91	198	1,178	43	1,135	5.7	9
34.	Derrick Harvey	1980-82-83	278	1,162	46	1,116	4.0	9
35.	Tony Allen	1979	226	1,141	47	1,094	4.8	10
36.	Phil Prokop	1951-52-53	116	1,115	30	1,085	9.4	9
37.	Ollie Brown	1973-74-75-76	206	1,101	46	1,055	5.1	8



RUSHING/SEASON

Pl.	Player	Cl.	Season	Att.	Yds.	TD	YPC	YPG	GP1K	TGP1K
1.	Donnel Pumphrey	Sr.	►+2016	349	2,133	17	6.11	152.36	6	6
2.	Donnel Pumphrey	So.	2014	276	1,867	20	6.76	143.62	8	8
3.	George Jones	Jr.	1995	305	1,842	23	6.04	153.50	7	7
4.	Ronnie Hillman	So.	+2011	311	1,711	19	5.50	131.62	7	7
5.	Donnel Pumphrey	Jr.	2015	309	1,653	17	5.35	118.07	9	9
6.	Marshall Faulk	So.	►1992	265	1,630	15	6.15	163.00	6	6
7.	Marshall Faulk	T-Fr.	►+1991	231	1,586	21	6.87	158.60	7	10
8.	Larry Ned	Sr.	2001	311	1,549	15	4.98	140.82	8	8
9.	Ronnie Hillman	T-Fr.	+2010	262	1,532	17	5.85	117.85	9	9
10.	Marshall Faulk	Jr.	1993	300	1,530	21	5.10	127.50	9	9
11.	Adam Muema	So.	+2012	237	1,458	16	6.15	112.15	10	10
12.	David Turner	Sr.	1977	240	1,252	12	5.22	113.82	10	10
13.	Adam Muema	Jr.	+2013	256	1,244	15	4.86	95.69	11	11
14.	Jim Allison	Sr.	1964	174	1,186	16	6.82	131.78	8	9
15.	Chris Hardy	Jr.	1985	158	1,150	7	7.28	95.83	11	11
16.	Wayne Pittman	Sr.	1994	274	1,136	12	4.15	103.27	10	10
17.	Tony Allen	Sr.	1979	226	1,094	10	4.84	99.45	10	10
18.	Lynell Hamilton	T-Fr.	2003	234	1,087	4	4.65	108.70	10	10
19.	Paul Hewitt	Sr.	1988	240	1,055	10	4.40	95.91	11	11
20.	Jonas Lewis	So.	1997	227	1,021	6	4.50	92.82	11	11
21.	Rashaad Penny	Jr.	+2016	136	1,018	11	7.49	72.71	14	14
22.	Norm Nygaard	So.	1952	153	1,016	9	6.64	NA	NA	NA
23.	Chase Price	Sr.	2015	190	1,008	6	5.31	72.00	14	14
24.	Paul Hewitt	Jr.	1987	233	1,001	18	4.30	83.42	12	12

► - indicates player led the nation in rushing yardage. + - indicated team participated in bowl game. GP1K - games played to date when reaching 1,000 yards; TGP1K - team games to date when player reached 1,000 yards.

Multiple 1,000-Yard Seasons: Marshall Faulk (3), **Donnel Pumphrey** (3), Paul Hewitt (2), Ronnie Hillman (2), Adam Muema (2)

Head Coaches for 1,000-Yard Seasons: **Rocky Long** (8), Ted Tollner (4), Al Luginbill (3), Claude Gilbert (2), Denny Stolz (2), Don Coryell (1), Tom Craft (1), Brady Hoke (1), Bill Schutte (1), Doug Scovill (1)

100-YARD RUSHING GMS/SEASON

Pl.	Player, Season	Games
1.	Donnel Pumphrey, 2016	11
2.	Donnel Pumphrey, 2014	10
3.	Donnel Pumphrey, 2015	9
4.	Ronnie Hillman, 2011	9
5.	George Jones, 1995	9
6.	Marshall Faulk, 1992	8
7.	Marshall Faulk, 1991	8
8.	Adam Muema, 2012	7
9.	Marshall Faulk, 1993	7
10.	David Turner, 1977	7
11.	Jim Allison, 1964	7
12.	Adam Muema, 2013	6
13.	Ronnie Hillman, 2010	6
14.	Larry Ned, 2001	6
15.	Tony Allen, 1979	6

100-YARD RUSHING GMS/CAREER

Pl.	Player, Seasons	Games
1.	Donnel Pumphrey, 2013-14-15-16	33
2.	Marshall Faulk, 1991-92-93	23
3.	Ronnie Hillman, 2010-11	15
4.	Adam Muema, 2011-12-13	14
5.	George Jones, 1995-96	14
6.	Larry Ned, 1998-99-00-01	13
7.	Jonas Lewis, 1996-97-98-99	12
8.	Norm Nygaard, 1952-53-54	11
9.	David Turner, 1976-77	11
10.	Chris Hardy, 1983-84-85-86	9
11.	---	---
12.	Rashaad Penny, 2014-15-16	5

■ Rushing Yards

YARDS RUSHING/SENIOR

Pl.	Player, Season	Yards
1.	Donnel Pumphrey, 2016	2,133
2.	Larry Ned, 2001	1,549
3.	David Turner, 1977	1,252
4.	Jim Allison, 1964	1,186
5.	Wayne Pittman, 1994	1,136

YARDS RUSHING/JUNIOR

Pl.	Player, Season	Yards
1.	George Jones, 1995	1,842
2.	Donnel Pumphrey, 2015	1,653
3.	Marshall Faulk, 1993	1,530
4.	Adam Muema, 2013	1,244
5.	Chris Hardy, 1985	1,150

YARDS RUSHING/SOPHOMORE

Pl.	Player, Season	Yards
1.	Donnel Pumphrey, 2014	1,867
2.	Ronnie Hillman, 2011	1,711
3.	Marshall Faulk, 1992	1,630
4.	Adam Muema, 2012	1,458
5.	Jonas Lewis, 1997	1,021

YARDS RUSHING/FRESHMAN

Pl.	Player, Season	Yards
1.	Ronnie Hillman, 2010	1,532
2.	Marshall Faulk, 1991	1,429
3.	Lynell Hamilton, 2003	1,087
4.	Darrin Wagner, 1989	787
5.	Atiyah Henderson, 2006	764

SEASON/QUARTERBACK

Pl.	Player, Season	Yards
1.	Kevin O'Connell, 2007	408
2.	Kevin O'Connell, 2005	402
3.	Kevin O'Connell, 2004	347
4.	Ryan Katz, 2012	287
5.	Bill Donckers, 1972	233

■ Single-Game Rushing Leaders

RUSHING YARDS

Pl.	Player	Opponent	Att	Yards	Avg.	TD
1.	Marshall Faulk	vs. Pacific, Sept. 14, 1991	37	386	10.43	7
2.	Marshall Faulk	vs. (23) Hawai'i, Nov. 14, 1992	43	300	6.98	4
3.	Marshall Faulk	at Brigham Young*, Sept. 10, 1992	35	299	8.54	3
4.	Larry Ned	vs. Eastern Illinois, Oct. 6, 2001	30	285	9.50	3
5.	Donnel Pumphrey	vs. California, Sept. 10, 2016	29	281	9.69	3
6.	George Jones	at UNLV*, Nov. 16, 1996	32	275	8.59	3
7.	Jim Allison	vs. San Francisco State, Sept. 26, 1964	20	271	13.55	4
8.	George Jones	vs. Fresno State*, Oct. 14, 1995	28	270	9.64	5
9.	Donnel Pumphrey	vs. San José State*, Nov. 29, 2014	21	261	12.32	3
10.	Paul Hewitt	vs. Air Force*, Sept. 11, 1988	45	259	5.76	4

RUSHING YARDS/QUARTERBACK

Pl.	Player	Opponent	Att	Yards	Avg.	TD
1.	Joe Turpin	vs. Cal Poly, Sept. 30, 1967	11	116	10.55	1
2.	Matt Kofler	vs. New Mexico*, Nov. 22, 1980	21	102	4.86	2
3.	Kevin O'Connell	at Brigham Young*, Nov. 6, 2004	15	101	6.73	0

RUSHING ATTEMPTS

Pl.	Player	Opponent	Att	Yards	Avg.	TD
1.	Larry Ned	vs. Wyoming*, Nov. 17, 2001	47	209	4.45	4
2.	Paul Hewitt	vs. Air Force*, Sept. 11, 1988	45	259	5.76	4
3.	Marshall Faulk	vs. (23) Hawai'i, Nov. 14, 1992	43	300	6.98	4
4.	Lynell Hamilton	vs. Wyoming*, Oct. 25, 2003	40	218	5.45	0
5.	Larry Ned	at Colorado State*, Sept. 22, 2001	40	177	4.43	2
6.	Jonas Lewis	at Fresno State*, Nov. 15, 1997	40	253	6.33	2
7.	George Jones	at New Mexico*, Oct. 19, 1996	40	187	4.68	5
8.	Derrick Harvey	at Wyoming*, Oct. 9, 1982	40	134	3.35	1
9.	Donnel Pumphrey	at Fresno State*, Oct. 14, 2016	38	220	5.79	2
10.	David Turner	vs. New Mexico, Nov. 27, 1976	38	146	3.84	1

RUSHING TOUCHDOWNS

Pl.	Player	Opponent	Att	Yards	Avg.	TD
1.	Marshall Faulk	vs. Pacific, Sept. 14, 1991	37	386	10.43	7
2.	George Jones	at New Mexico*, Oct. 19, 1996	40	187	4.68	5
3.	George Jones	vs. Fresno State*, Oct. 14, 1995	28	270	9.64	5
4.	Marshall Faulk	at Hawai'i, Oct. 5, 1991	22	212	9.64	5
5.	Donnel Pumphrey	vs. UNLV*, Sept. 27, 2014	22	167	7.59	4
6.	Adam Muema	at Wyoming*, Nov. 24, 2012	26	255	9.81	4
7.	Ronnie Hillman	vs. Fresno State, Dec. 3, 2011	29	178	6.14	4
8.	Ronnie Hillman	vs. Washington State, Sept. 17, 2011	32	191	5.97	4
9.	Ronnie Hillman	at New Mexico State, Sept. 11, 2010	22	150	6.82	4
10.	Larry Ned	vs. Wyoming*, Nov. 17, 2001	47	209	4.45	4
11.	Marshall Faulk	at Hawai'i, Oct. 19, 1993	27	175	6.48	4
12.	Marshall Faulk	vs. (23) Hawai'i, Nov. 14, 1992	43	300	6.98	4
13.	Paul Hewitt	vs. Air Force*, Sept. 11, 1988	45	259	5.76	4
14.	Jim Allison	vs. San Francisco State, Sept. 26, 1964	20	271	13.55	4
15.	Mario Mendez	vs. San Diego, Nov. 18, 1961	20	152	7.60	4
16.	Norm Nygaard	vs. Hawai'i, Sept. 26, 1953	NA	NA	NA	4
17.	Art Preston	at Fresno State, Nov. 3, 1951	NA	NA	NA	4

LONGEST RUSH

Pl.	Player	Opponent	Yards
1.	Ronnie Hillman	vs. Wyoming*, Oct. 29, 2011 (L, 27-30)	99
2.	Phil Prokop	vs. Pepperdine*, Oct. 11, 1952 (W, 33-13)	98
3.	Donnel Pumphrey	at New Mexico*, Oct. 10, 2014 (W, 24-14)	93
4.	Ronnie Hillman	at Missouri, Sept. 18, 2010 (L, 24-27)	93
5.	Chris Hardy	vs. UTEP*, Nov. 16, 1985 (W, 34-6)	92
6.	Chris Hardy	vs. Colorado State, Sept. 28, 1985 (W, 48-23)	92
7.	Volney Quinlan	vs. San Diego Marines, Oct. 13, 1951 (W, 34-18)	92
8.	Ken Carson	at Fresno State*, Nov. 2, 1963 (W, 34-6)	88
9.	Ted Washington	vs. North Dakota State, Nov. 5, 1966 (W, 36-0)	86
10.	Bob Tomlinson	vs. Utah State, Sept. 19, 1947 (W, 24-19)	85

■ Rushing Attempts

SEASON

Pl.	Player, Season (Yards)	Attempts
1.	Donnel Pumphrey, 2016 (2,133)	349
2.	Ronnie Hillman, 2011 (1,711)	311

Larry Ned, 2001 (1,549)	311
4. Donnel Pumphrey, 2015 (1,653)	309
5. George Jones, 1995 (1,842)	305
6. Marshall Faulk, 1993 (1,530)	300
7. Donnel Pumphrey, 2014 (1,867)	276
8. Wayne Pittman, 1994 (1,136)	274
9. Marshall Faulk, 1992 (1,630)	265
10. Ronnie Hillman, 2010 (1,532)	262



CAREER

Pl.	Player, Season (Yards)	Attempts
1.	Donnel Pumphrey, 2013-14-15-16 (6,405)	1,059
2.	Marshall Faulk, 1991-92-93 (4,589)	766
3.	Larry Ned, 1998-99-00-01 (3,562)	765
4.	Jonas Lewis, 1996-97-98-99 (2,031)	589
5.	Ronnie Hillman, 2010-11 (3,243)	573
6.	Wayne Pittman, 1991-92-93-94 (2,389)	551
7.	Adam Muema, 2011-12-13 (2,852)	509
8.	George Jones, 1995-96 (2,810)	486
9.	Lynell Hamilton, 2003-05-06-07 (2,052)	480
10.	Paul Hewitt, 1987-88 (2,056)	473

■ Rushing TDs

SEASON

Pl.	Player, Season	TDs
1.	George Jones, 1995	23
2.	Marshall Faulk, 1993	21
	Marshall Faulk, 1991	21
4.	Donnel Pumphrey, 2014	20
5.	Ronnie Hillman, 2011	19
6.	Paul Hewitt, 1987	18
7.	Donnel Pumphrey, 2016	17
	Donnel Pumphrey, 2015	17
	Ronnie Hillman, 2010	17
10.	Adam Muema, 2012	16
	Jim Allison, 1964	16

SEASON/QUARTERBACK

Pl.	Player, Season	TDs
1.	Kevin O'Connell, 2007	11
2.	Matt Kofler, 1981	7
	Matt Kofler, 1980	7
4.	Dennis Shaw, 1969	6

CAREER

Pl.	Player, Seasons	TDs
1.	Donnel Pumphrey, 2013-14-15-16	62
2.	Marshall Faulk, 1991-92-93	57
3.	Ronnie Hillman, 2010-11	36
4.	Larry Ned, 1998-99-00-01	36
5.	Adam Muema, 2011-12-13	34
	George Jones, 1995-96	34
7.	Paul Hewitt, 1987-88	28
8.	Chris Hardy, 1983-84-85-86	22
9.	Casey Brown, 1982-83-84-85	21
10.	Kevin O'Connell, 2004-05-06-07	19
	David Turner, 1976-77	19
	---	---
	Rashaad Penny, 2014-15-16	15

CAREER/QUARTERBACK

Pl.	Player, Season	TDs
1.	Kevin O'Connell, 2004-05-06-07	19
2.	Matt Kofler, 1980-81	14
3.	Dennis Shaw, 1969	6

■ Top Performances

300-Yard Performances By Player (2 Total; 1 Player)
- Marshall Faulk 2.

200-Yard Performances By Player (46 Total; 20 Players) - Marshall Faulk 7, **Donnel Pumphrey** 6, George Jones 4, Adam Muema 4, Larry Ned 4, Ronnie Hillman 3, Lynell Hamilton 2, Chris Hardy 2, Paul Hewitt 2, David Turner 2, Tony Allen 1, Jim Allison 1, Ollie Brown 1, Kern Carson 1, Jonas Lewis 1, Norm Nygaard 1, **Rashaad Penny** 1, Phil Prokop 1, Eddie Stewart 1, Gary Wilson 1.

Most 200-Yard Performances in a Season - 4 by Donnel Pumphrey in 2016, Marshall Faulk in 1992; 3 by Larry Ned in 2001; 3 by George Jones in 1995.

100-Yard Performances By Player (318 Total; 76 Players) - **Donnel Pumphrey** 33, Marshall Faulk 23,

Ronnie Hillman 15, George Jones 14, Adam Muema 14, Larry Ned 13, Jonas Lewis 12, Norm Nygaard 11, David Turner 11, Chris Hardy 9, Lynell Hamilton 8, Paul Hewitt 8, Wayne Pittman 8, Jim Allison 7, Tony Allen 6, Art Preston 6, Kern Carson 5, Walter Kazee 5, **Rashaad Penny** 5, Don Shy 5, T.C. Wright 5, Lloyd Edwards 4, Michael Franklin 4, Atiyah Henderson 4, Nate Johns 4, Bill Kramer 4, Chase Price 4, Ted Washington 4, George Brown 3, Phil Prokop 3, Darrin Wagner 3, Ollie Brown 2, Phil DuBois 2, Frank Geary 2, Max Glass 2, Claude Lewis 2, Larry Maxey 2, Mario Mendez 2, Jim Pyles 2, Monty Reed 2, Ron Slack 2, Eddie Stewart 2, Brandon Sullivan 2, Glenn Zinser 2, Binky Benton 1, Don Bonatus 1, Tommy Booker 1, Brandon Bomes 1, Curtis Butts 1, Murry Callan 1, Fred Collins 1, Bob Cozens 1, Mac Dillingham 1, Craig Ellis 1, George Gilliland 1, Corey Gilmore 1, Marty Graham 1, David Hardy 1, Derrick Harvey 1, Mike Hill 1, Marcus Jennings 1, Matt Kofler 1, Marshall Malcolm 1, Kevin O'Connell 1, Del Pifer 1, Volney Quinlan 1, Joe Riccobono 1, Walt Sefton 1, Ronnie Smith 1, Bob Tomlinson 1, Joe Turpin 1, Adam Victoria 1, Pete Walker 1, **Juwan Washington** 1, Justin Watson 1, Gary Wilson 1.


100-Yard Performances By Quarterback (3 Total; 3 Players) - Matt Kofler 1, Kevin O'Connell 1, Joe Turpin 1.

100-YARD RUSHING GAMES

Rk.	Player	Yards	Opponent	Date
1.	Marshall Faulk	386	Pacific	9-14-91
2.	Marshall Faulk	300	(23) Hawaii*	11-14-92
3.	Marshall Faulk	299	at Brigham Young*	9-10-92
4.	Larry Ned	285	Eastern Illinois	10-6-01
5.	Donnel Pumphrey	281	California	9-10-16
6.	George Jones	275	at UNLV*	11-16-96
7.	Jim Allison	271	San Francisco State	9-26-64
8.	George Jones	270	at Fresno State*	10-14-95
9.	Donnel Pumphrey	261	San José State*	11-29-14
10.	Paul Hewitt	259	Air Force*	9-11-88
11.	Adam Muema	255	at Wyoming*	11-24-12
12.	Jonas Lewis	253	at Fresno State*	11-15-97
	George Jones	253	San José State	10-21-95
14.	Marshall Faulk	252	Brigham Young*	11-11-93
15.	Donnel Pumphrey	246	at New Mexico*	11-1-14
16.	Larry Ned	239	(16) Brigham Young*	10-25-01
	David Turner	239	Arkansas State	9-12-76
18.	Kern Carson	236	Fresno State*	10-27-62
19.	Chris Hardy	235	Colorado State*	9-28-85
20.	Adam Muema	233	New Mexico*	11-2-13
21.	Adam Muema	229	Buffalo (FIPB)	12-21-13
22.	Ronnie Hillman	228	Navy (PB)	12-23-10
	Ronnie Hillman	228	at Missouri	9-18-10
24.	Ronnie Hillman	224	Wyoming*	10-29-11
25.	Donnel Pumphrey	223	at Utah State*	10-28-16
	Chris Hardy	223	UTEP*	11-16-85
27.	Donnel Pumphrey	220	at Fresno State*	10-14-16
	Donnel Pumphrey	220	at No. Illinois	9-17-16
	Lynell Hamilton	220	Samford	9-20-03
	Marshall Faulk	220	Southern California	9-5-92
31.	Lynell Hamilton	218	Wyoming*	10-25-03
32.	Norm Nygaard	215	UC Santa Barbara*	11-21-53
33.	Marshall Faulk	212	at Hawaii*	10-5-91
34.	Larry Ned	209	Wyoming*	11-17-01
	David Turner	209	at Bowling Green	9-25-76
	Gary Wilson	209	Mexico Poly	9-17-66
37.	Rashaad Penny	208	at Nevada*	11-12-16
	George Jones	208	New Mexico*	11-4-95
39.	Ollie Brown	207	Pacific	10-16-76
40.	Phil Prokop	204	Redlands	10-18-52
41.	Larry Ned	203	at Utah*	10-23-99
	Paul Hewitt	203	Long Beach State	10-24-87
43.	Adam Muema	202	San José State*	9-22-12
	Tony Allen	202	at Fresno State*	9-22-79
45.	Marshall Faulk	200	at New Mexico*	10-3-92
	Eddie Stewart	200	UC Santa Barbara*	11-14-70
47.	Donnel Pumphrey	198	at Nevada*	11-12-16
48.	Ron Slack	197	Long Beach State	10-14-89
49.	Darrin Wagner	193	at UTEP*	10-28-89
50.	Ronnie Hillman	192	at UNLV*	11-26-11
51.	Ronnie Hillman	191	Washington State	9-17-11
	Ronnie Hillman	191	(23) Air Force*	10-16-10
53.	Ronnie Hillman	189	Cal Poly	9-3-11
	David Turner	189	(13) Florida State	11-19-77

55.	Norm Nygaard	188	Cal State Los Angeles*	10-25-52
56.	George Jones	187	at New Mexico*	10-19-96
57.	Marshall Faulk	186	New Mexico*	10-23-93
58.	Jim Allison	185	at Cal Poly SLO*	10-3-64
59.	Wayne Pittman	183	Hawaii*	10-29-94
60.	Donnel Pumphrey	182	Hawaii*	10-18-14
61.	Donnel Pumphrey	181	Utah State*	10-23-15
62.	Ronnie Hillman	178	Fresno State	12-3-11
	Larry Ned	178	Air Force*	9-29-01
	Marcus Jennings	178	Colorado State*	11-4-78
65.	Atiyah Henderson	177	Colorado State*	10-25-08
	Larry Ned	177	at Colorado State*	9-22-01
67.	Norm Nygaard	176	at Cal Poly SLO*	10-4-52
68.	Marshall Faulk	175	at Hawaii*	10-9-93
69.	Marshall Faulk	174	Colorado State*	11-9-91
70.	George Jones	173	at UTEP*	10-28-95
71.	Ronnie Hillman	172	at Air Force*	10-13-11
72.	Marshall Faulk	170	CSUN	9-4-93
73.	Bob Tomlinson	168	Whittier	11-15-47
74.	Donnel Pumphrey	167	UNLV*	9-27-14
	Donnel Pumphrey	167	at New Mexico State	9-28-13
	Larry Ned	167	at Tulsa*	10-2-98
	Jonas Lewis	167	(25) Colorado State	11-22-97
78.	Jonas Lewis	166	at New Mexico*	10-17-98
79.	David Turner	165	Utah State	10-1-77
80.	George Jones	164	at Hawaii*	11-18-95
81.	Adam Muema	163	at Hawaii*	11-16-13
82.	Lynell Hamilton	161	Brigham Young*	10-1-05
83.	Darrin Wagner	160	Cal State Fullerton	9-23-89
	George Jones	160	at Utah*	10-7-95
85.	Phil Prokop	158	Pepperdine*	10-11-52
86.	Marshall Faulk	157	vs. Tulsa (FB)	12-30-91
87.	Marshall Faulk	156	UTEP*	10-17-92
	Curtis Butts	156	New Mexico*	11-4-89
	Don Shy	156	at Northern Arizona	11-20-65
	Jim Allison	156	Cal Western	11-21-64
91.	Don Shy	155	Mexico Poly	9-17-66
	Kern Carson	155	Pacific	11-10-62
93.	Donnel Pumphrey	154	Nevada*	11-28-15
	Lynell Hamilton	154	Wyoming*	11-19-05
	Marshall Faulk	154	at (1) Miami (Fla.)	11-30-91
	Kern Carson	154	at Pepperdine	11-4-61
97.	Wayne Pittman	153	at Utah*	10-26-91
	Marshall Faulk	153	New Mexico*	10-12-91
99.	Chase Price	152	Wyoming*	11-14-15
	Donnel Pumphrey	152	San José State*	10-17-15
	Ronnie Hillman	152	UNLV*	11-27-10
	Paul Hewitt	152	(20) Brigham Young*	11-5-88
	Binky Benton	152	San José State	11-6-76
	Mario Mendez	152	San Diego	11-18-61
	Norm Nygaard	152	Pepperdine*	10-11-52
106.	Donnel Pumphrey	151	at So. Alabama	10-1-16
	Chase Price	151	Fresno State*	10-3-15
	Ronnie Hillman	151	Colorado State*	11-6-10
	Tony Allen	151	Arizona	11-10-79
	Tony Allen	151	at Utah	10-27-79
	Norm Nygaard	151	SD Marines	10-16-54
	Norm Nygaard	151	Fresno State	11-1-52
113.	Ronnie Hillman	150	at New Mexico State	9-11-10
	Marshall Faulk	150	Wyoming*	11-27-93
115.	George Jones	149	Air Force*	11-23-96
	Wayne Pittman	149	at UTEP*	10-19-91
	Paul Hewitt	149	UTEP*	10-10-87
118.	Donnel Pumphrey	148	at Hawaii*	10-10-15
119.	Donnel Pumphrey	147	at Boise State*	11-15-14
	George Jones	147	California	9-2-95
	Wayne Pittman	147	Wyoming*	11-2-91
	Ollie Brown	147	at Fresno State*	10-11-75
	Don Shy	147	Cal Poly Pomona	10-23-65
	Norm Nygaard	147	Whittier	11-27-54
	Pete Walker	147	Occidental*	10-9-31
126.	Larry Ned	146	at New Mexico*	10-17-98
	Larry Ned	146	(16) Arizona	9-24-98
	David Turner	146	New Mexico	11-27-76
129.	Jonas Lewis	145	at UNLV*	11-20-99
	Larry Ned	145	South Florida	9-4-99
	Marty Graham	145	Oklahoma	9-21-96
	Chris Hardy	145	at UTEP*	10-18-86
	David Turner	145	at Fresno State	10-8-77
	Murry Callan	145	New Mexico State	10-15-49
135.	George Brown	144	Fresno State	11-2-68
	Ted Washington	144	Montana State	11-18-67
	Jim Allison	144	CSUN*	11-14-64
138.	Adam Muema	143	UNLV*	10-27-12
	Lloyd Edwards	143	Long Beach State*	10-7-67
140.	Donnel Pumphrey	142	Idaho	11-8-14

	Atiyah Henderson	142	Air Force*	10-21-06
	Jonas Lewis	142	Fresno State*	11-7-98
143.	Donnel Pumphrey	141	UNLV*	10-8-16
	Chase Price	141	at New Mexico*	10-10-14
	Ronnie Hillman	141	New Mexico*	11-5-11
	Marshall Faulk	141	at Utah*	10-30-93
147.	Donnel Pumphrey	140	Utah State*	11-14-15
	Atiyah Henderson	140	Cal Poly	10-28-06
	Paul Hewitt	140	at New Mexico*	11-19-88
	Ted Washington	140	North Dakota State	11-5-66
	Kern Carson	140	Cal Poly Pomona	9-28-63
152.	Donnel Pumphrey	139	at UNLV*	11-21-15
153.	Tony Allen	138	UTEP*	11-17-79
	Ted Washington	138	Fresno State*	10-29-66
	Don Bonatus	138	Cal State Los Angeles*	10-25-52
156.	Juwan Washington	137	at Utah State*	10-28-16
	T.C. Wright	137	UTEP*	11-24-90
	Don Shy	137	Northern Arizona	11-19-66
159.	Don Shy	136	Cal Poly SLO*	10-2-65
160.	Donnel Pumphrey	135	San José State*	10-21-16
	Wayne Pittman	135	Fresno State*	11-26-94
	Ron Slack	135	at Air Force*	9-2-89
	Mike Hill	135	Fresno State*	10-7-78
	Nate Johns	135	at CSUN*	11-13-65
165.	Adam Muema	134	Nevada*	10-4-13
	Derrick Harvey	134	at Wyoming*	10-9-82
167.	George Jones	133	Wyoming*	11-11-95
168.	Norm Nygaard	132	at Cal State Los Angeles*	10-23-53
	Joe Riccobono	132	Loyola Marymount	11-8-47
170.	Donnel Pumphrey	131	Air Force*	11-21-14
	Jonas Lewis	131	Wyoming*	11-27-99
	T.C. Wright	131	Long Beach State	9-15-90
	Chris Hardy	131	at Utah*	9-13-86
	Bill Kramer	131	Tampa	9-21-74
	George Gilliland	131	Cal Poly Pomona	9-27-40
176.	Chris Hardy	130	UTEP*	9-15-84
	David Hardy	130	at Long Beach State	11-20-76
178.	Jonas Lewis	129	at Hawaii*	10-25-97
	Wayne Pittman	129	at New Mexico*	10-15-94
	Wayne Pittman	129	at Colorado State*	9-24-94
	Marshall Faulk	129	Air Force*	10-24-92
	David Turner	129	UTEP	10-15-77
	Monty Reed	129	at Fresno State*	10-12-74
	Glenn Zinser	129	at Redlands*	10-22-38
185.	Adam Muema	127	at (19) Boise State*	11-3-12
	Jonas Lewis	127	UNLV*	10-18-97
	Marshall Faulk	127	at Wyoming*	11-7-92
	Nate Johns	127	at Fresno State*	10-30-65
	Max Glass	127	Redlands*	11-6-37
190.	George Jones	126	at Colorado State*	10-26-96
	Bill Kramer	126	at UTEP	9-28-74
192.	Volney Quinlan	125	SD Marines	10-13-51
193.	Donnel Pumphrey	124	Fresno State*	10-3-15
	Adam Muema	124	North Dakota*	9-15-12
	Ronnie Smith	124	San José State	11-6-76
	Del Pifer	124	North Texas	11-22-69
197.	Monty Reed	123	Pacific*	11-9-74
	Eddie Stewart	123	at Northern Illinois	9-12-70
	Norm Nygaard	123	Hawai'i	9-26-53
	Art Preston	123	at Fresno State	11-3-51
201.	Michael Franklin	122	Air Force*	11-22-03
	Bill Kramer	122	Iowa State	12-1-73
203.	Donnel Pumphrey	121	at Colorado State*	10-31-15
	Larry Ned	121	New Mexico*	10-9-99
	Phil DuBois	121	Colorado State.*	11-4-78
	Nate Johns	121	Cal Poly SLO*	10-6-65
207.	Jim Allison	120	at Cal Poly Pomona	9-19-64
208.	Adam Muema	119	(10) Boise State*	11-19-11
	Jonas Lewis	119	New Mexico*	10-11-97
	Chris Hardy	119	Hawai'i*	11-22-86
211.	Jonas Lewis	118	Hawai'i*	10-9-98
	Marshall Faulk	118	at (11) UCLA	9-26-92
	Marshall Faulk	118	Brigham Young*	11-16-91
	T.C. Wright	118	(2) Miami (Fla.)	12-1-90
	David Turner	118	Long Beach State	11-12-77
	Marshall Malcolm	118	at Cal State Los Angeles*	10-23-53
217.	Rashaad Penny	117	at Wyoming (CC)*	11-19-16
	Dannel Pumphrey	117	at Air Force*	10-10-13
	Ronnie Hillman	117	at Army	9-10-11
220.	Chris Hardy	116	Wyoming*	11-15-86
	Joe Turpin (QB)	116	Cal Poly SLO*	9-30-67
	Claude Lewis	116	at UC Santa Barbara*	11-10-56
223.	Donnel Pumphrey	115	vs. Houston (LVB)	12-17-16
224.	George Jones	114	(16) Wyoming*	11-7-96
	Marshall Faulk	114	at Air Force*	9-21-91
	David Turner	114	at Pacific	11-5-78



Bob Cozens	114	Redlands	10-19-40
Glenn Zinser	114	New Mexico State	10-23-37
229. Adam Muema	113	at San José State*	11-9-13
Lynell Hamilton	113	Eastern Washington	8-30-03
Justin Watson	113	Idaho	9-7-96
T.C. Wright	113	Long Beach State	9-8-91
Paul Hewitt	113	Utah*	9-12-87
Frank Geary	113	Florida State	10-27-73
Jim Allison	113	at San José State	11-28-64
236. Donnel Pumphrey	112	Hawai'i*	11-5-16
Chase Price	112	Nevada*	11-28-15
Donnel Pumphrey	112	Navy (PB)	12-23-14
Donnel Pumphrey	112	Nevada*	10-4-13
Walter Kazee	112	at UNLV	11-28-09
Larry Ned	112	at Ohio State	10-20-01
Jonas Lewis	112	UTEP*	11-21-98
Mac Dillingham	112	Northern Illinois	9-20-68
Norm Nygaard	112	at Pepperdine*	10-10-53
245. Donnel Pumphrey	111	Northern Arizona	8-30-14
Adam Muema	111	(18) Fresno State	10-26-13
Brandon Sullivan	111	Southern Utah	9-12-09
Larry Ned	111	Hawai'i*	10-9-98
Phil DuBois	111	Utah*	12-2-78
David Turner	111	at San José State	11-26-77
Art Preston	111	Pepperdine*	10-14-50
252. Donnel Pumphrey	110	at Wyoming* (CC)	11-19-16
Rashaad Penny	110	UNLV*	10-8-16
Lynell Hamilton	110	at Hawai'i	12-3-05
Art Preston	110	at Arizona State	11-4-50
256. Ronnie Hillman	109	at (22) Michigan	9-24-11
Larry Maxey	109	at Wyoming*	10-6-90
Paul Hewitt	109	at Utah*	10-29-88
Chris Hardy	109	at New Mexico*	9-27-86
Jim Pyles	109	at Whittier	11-26-55
261. Rashaad Penny	108	Hawai'i*	11-5-16
Lynell Hamilton	108	at Colorado State*	11-12-05
David Turner	108	Brigham Young	10-2-76
264. Lynell Hamilton	107	at UTEP	9-13-03
Adam Victoria	107	Long Beach State*	11-13-71
Lloyd Edwards	107	Fresno State	11-2-68
Nate Johns	107	at Cal State Los Angeles*	10-16-65
268. Walter Kazee	106	Air Force*	11-10-12
Fred Collins	106	UNLV*	10-26-02
Marshall Faulk	106	at Air Force*	9-18-93
Tony Allen	106	at Colorado State*	10-20-79
Bill Kramer	106	New Mexico State	11-16-74
Art Preston	106	at Cal Poly SLO*	11-18-50
274. Rashaad Penny	105	San José State*	10-21-16
Walter Kazee	105	UNLV*	10-27-12
Adam Muema	105	Colorado State*	10-13-12
Walter Kazee	105	North Dakota	9-15-12
Brandon Sullivan	105	Wyoming	11-14-09
Michael Franklin	105	at Colorado State*	11-15-03
George Jones	105	Nevada	9-28-95
Wayne Pittman	105	at Wyoming*	10-22-94
Paul Hewitt	105	Hawai'i*	10-15-88
Ted Washington	105	at Northern Illinois	10-21-67
Lloyd Edwards	105	at Northern Illinois	10-21-67
Jim Allison	105	at Long Beach State*	10-10-64
Jim Pyles	105	at New Mexico	11-24-56
Max Glass	105	New Mexico State	10-23-37
288. Darrin Wagner	104	Pacific	10-21-89
Chris Hardy	104	Utah*	10-19-85
Mario Mendez	104	SD Marines	11-30-63
Claude Lewis	104	San José State*	10-20-56
292. Adam Muema	103	Brigham Young (PB)	12-20-12
Brandon Bornes	103	at Air Force*	11-13-04
Jonas Lewis	103	at Kansas	9-25-99
Larry Maxey	103	at UCLA	10-13-90
Tommy Booker	103	at Oregon	9-8-90
Norm Nygaard	103	San Francisco State	11-8-52
Art Preston	103	at Redlands	11-10-51
299. Donnel Pumphrey	102	South Alabama	9-19-15
T.C. Wright	102	New Mexico*	10-12-91
Corey Gilmore	102	Utah*	10-19-85
Matt Kofler (QB)	102	New Mexico*	11-22-80
Craig Ellis	102	at Air Force*	9-20-80
Lloyd Edwards	102	Texas Southern	10-12-68
305. Walter Kazee	101	New Mexico State	10-3-09
Kevin O'Connell (QB)	101	at Brigham Young*	11-6-04
Michael Franklin	101	Idaho State	9-4-04
Tony Allen	101	Miami (Fla.)	10-13-79
George Brown	101	Southern Mississippi	10-10-70
George Brown	101	at UT Arlington	10-18-69
Kern Carson	101	at Pacific	11-9-63

Art Preston	101	Fresno State*	10-21-50
Walt Sefton	101	SD Marines	11-11-37
314. Donnel Pumphrey	100	at (21) North Carolina	9-16-14
Atiyah Henderson	100	Idaho	9-27-08
Michael Franklin	100	Nevada	9-25-04
Frank Geary	100	at Arizona	9-14-74
Phil Prokop	100	San José State	9-27-52

CC - Conference championship game. FB - Freedom Bowl; LVB - Las Vegas Bowl; PB - Poinsettia Bowl; FIPB - Famous Idaho Potato Bowl.

MULTIPLE 100-YARD RUSHING GAMES

27 times, SDSU is 26-1, with 16 straight wins, when multiple players rush for 100 yards or more

Date	Opponent	No.	Yds.	TDs
10-23-37	New Mexico State (W, 20-0)			
	Glenn Zinser	22	114	1
	Max Glass	24	105	0
10-11-52	Pepperdine* (W, 33-13)			
	Phil Prokop	7	158	1
	Norm Nygaard	13	152	2
10-25-52	Cal State Los Angeles* (W, 41-26)			
	Norm Nygaard	20	188	1
	Don Bonatus	14	138	1
10-23-53	at Cal State Los Angeles* (W, 40-13)			
	Norm Nygaard	15	132	2
	Marshall Malcolm	9	118	2
10-2-65	Cal Poly SLO* (W, 41-0)			
	Don Shy	19	136	1
	Nate Johns	12	121	2
9-17-66	Mexico Polytechnic (W, 45-0)			
	Gary Wilson	16	209	2
	Don Shy	8	155	1
10-21-67	at Northern Illinois (W, 47-6)			
	Lloyd Edwards	14	105	0
	Ted Washington	21	105	0
11-2-68	Fresno State (W, 42-12)			
	George Brown	14	144	1
	Lloyd Edwards	22	107	0
11-6-76	San José State (W, 30-17)			
	Binky Benton	29	152	2
	Ron Smith	6	124	0
11-4-78	Colorado State* (W, 34-31)			
	Marcus Jennings	27	178	1
	Phil DuBois	14	121	0
10-19-85	Utah* (L, 37-39)			
	Chris Hardy	17	104	1
	Cory Gilmore	16	102	2
10-12-91	New Mexico* (W, 38-24)			
	Marshall Faulk	14	153	2
	T.C. Wright	18	102	1
10-9-98	Hawai'i* (W, 35-13)			
	Jonas Lewis	16	118	1
	Larry Ned	11	111	2
10-17-98	at New Mexico* (W-ot, 36-33)			
	Jonas Lewis	23	166	3
	Larry Ned	23	146	1
9-15-12	North Dakota (W, 49-41)			
	Adam Muema	13	124	1
	Walter Kazee	18	105	2
10-27-12	UNLV* (W, 24-13)			
	Adam Muema	21	143	0
	Walter Kazee	21	105	1
10-4-13	Nevada* (W-ot, 51-44)			
	Adam Muema	24	134	2
	Donnel Pumphrey	11	112	1
10-10-14	at New Mexico* (W, 24-14)			
	Donnel Pumphrey	20	246	2
	Chase Price	17	141	1
10-3-15	Fresno State* (W, 21-7)			
	Chase Price	27	151	0
	Donnel Pumphrey	23	124	1
11-14-15	Wyoming* (W, 38-3)			
	Chase Price	17	152	2
	Donnel Pumphrey	29	140	0
11-28-15	Nevada* (W, 31-14)			
	Donnel Pumphrey	23	154	2
	Chase Price	19	112	1
10-8-16	UNLV* (W, 26-7)			
	Donnel Pumphrey	31	141	1
	Rashaad Penny	14	110	1

100-YARD RUSHING GAMES AGAINST MOUNTAIN WEST OPPONENTS

Opponent	100-Yard Gms.	High	Last
Air Force	16	259, Paul Hewitt, 9-11-88 (H)	131, Donnel Pumphrey, 11-21-14 (H)
Boise State	3	147, Donnel Pumphrey, 11-15-14 (A)	147, Donnel Pumphrey, 11-15-14 (A)
Colorado State	15	235, Chris Hardy, 9-28-85 (H)	121, Donnel Pumphrey, 10-31-15 (A)
Fresno State	22	270, George Jones, 10-14-95 (A)	220, Donnel Pumphrey, 10-14-16 (A)
Hawai'i	17	300, Marshall Faulk, 11-14-92 (H)	112 Pumphrey & 108 Penny, 11-5-16 (H)
Nevada	8	208, Rashaad Penny, 11-12-16 (A)	208 Penny & 198 Pumphrey, 11-12-16 (A)
New Mexico	21	246, Donnel Pumphrey, 11-1-14 (A)	246, Donnel Pumphrey, 11-1-14 (A)
San José State	13	261, Donnel Pumphrey, 11-29-14 (H)	135 Pumphrey & 105 Penny, 10-21-16 (H)
UNLV	13	275, George Jones, 11-16-96 (A)	141 Pumphrey & 110 Penny, 10-8-16 (H)
Utah State	5	223, Donnel Pumphrey, 10-28-16 (A)	223 Pumphrey & 137 Wash'ton, 10-28-16 (A)
Wyoming	19	255, Adam Muema, 11-24-12 (A)	117 Penny & 110 Pumphrey, 12-3-16 (A)

100-YARD RUSHING GAMES VS. 2017 NON-CONFERENCE OPPONENTS

Opponent	100-Yard Gms.	High	Last
Arizona State	1	110, Art Preston, 11-4-50 (A)	110, Art Preston, 11-4-50 (A)
Northern Illinois	5	220, Donnel Pumphrey, 9-17-16 (A)	220, Donnel Pumphrey, 9-17-16 (A)
Stanford	0		
UC Davis	0		

10-21-16	San José State* (W, 42-3)			
	Donnel Pumphrey	24	135	2
	Rashaad Penny	9	105	3
10-28-16	at Utah State* (W, 40-13)			
	Donnel Pumphrey	32	223	0
	Juwan Washington	14	137	2
11-5-16	Hawai'i* (W, 55-0)			
	Rashaad Penny	10	208	2
	Donnel Pumphrey	21	112	0
11-12-16	at Nevada* (W, 46-16)			
	Rashaad Penny	10	208	2
	Donnel Pumphrey	26	198	1
12-3-16	at Wyoming (MW-CC) (W, 27-24)			
	Rashaad Penny	16	117	2
	Donnel Pumphrey	25	110	1

CONSECUTIVE 100-YARD RUSHING GAMES

Date	Opponent	No.	Yds.	TDs
Marshall Faulk - 10				
11-9-91	Colorado State*	30	174	1
11-16-91	Brigham Young*	20	118	2
11-30-91	at (1) Miami (Fla.)	27	154	0
12-30-91	vs. Tulsa (FB)	30	157	1
9-5-92	Southern California	27	220	3
9-10-92	at Brigham Young*	35	299	3
9-26-92	at (21) UCLA	23	118	1
10-3-92	at New Mexico*	25	200	2
10-17-92	UTEP*	30	156	1
10-24-92	Air Force*	29	129	0
Donnel Pumphrey - 9				
9-10-16	California	29	281	3
9-17-16	at Northern Illinois	23	220	3
10-1-16	at South Alabama	25	151	1
10-8-16	UNLV*	31	141	1
10-14-16	at Fresno State*	38	220	2
10-21-16	San José State*	24	135	2
10-28-16	at Utah State*	32	135	2
11-5-16	Hawai'i*	21	112	0
10-12-16	at Nevada	26	198	1
Donnel Pumphrey - 8				
10-3-15	Fresno State*	23	124	1
10-10-15	at Hawai'i*	30	148	3
10-17-15	at San José State*	20	152	1
10-23-15	Utah State*	23	181	2
10-31-15	at Colorado State*	20	121	2
11-14-15	Wyoming*	29	140	0
11-21-15	at UNLV*	14	139	2
11-28-15	Nevada*	23	154	2

George Jones - 8				
9-28-95	Nevada	25	105	1
10-7-95	at Utah*	39	160	1
10-14-95	Fresno State*	28	270	5
10-21-95	San José State	19	253	2
10-28-95	at UTEP*	21	173	2
11-4-95	New Mexico*	35	208	3
11-11-95	Wyoming*	27	133	1
11-18-95	at Hawai'i*	21	164	3
Ronnie Hillman - 6				
11-27-10	UNLV*	19	152	1
12-23-10	vs. Navy (PB)	28	228	3
9-3-11	Cal Poly	28	189	2
9-10-11	at Army	17	117	2
9-17-11	Washington State	32	191	4
9-24-11	at (22) Michigan	21	109	0
Donnel Pumphrey - 5				
11-8-14	Idaho	26	142	1
11-15-14	at Boise State*	24	147	2
11-21-14	Air Force*	27	131	1
11-29-14	San José State*	21	261	3
12-23-14	Navy (PB)	21	112	1
Adam Muema - 4				
10-26-13	(18) Fresno State*	27	111	2
11-2-13	New Mexico*	27	233	3
11-9-13	at San José State*	21	113	2
11-16-13	at Hawai'i*	24	163	1
Larry Ned - 4				
9-24-98	(16) Arizona	33	146	1
10-3-98	at Tulsa*	32	167	0
10-9-98	Hawai'i*	11	111	2
10-17-98	at New Mexico*	23	146	1
David Turner - 4				
11-5-77	at Pacific	35	114	1
11-12-77	Long Beach State	26	118	3
11-19-77	(13) Florida State	25	189	2
11-26-77	at (16) San José State	27	111	0
Jim Allison - 4				
9-19-64	at Cal Poly Pomona	20	120	2
9-26-64	San Francisco State	20	271	4
10-3-64	at Cal Poly SLO*	22	185	3
10-10-64	at Long Beach State*	18	105	1
Donnel Pumphrey - 3				
9-28-13	at New Mexico State	19	167	3
10-4-13	Nevada*	11	112	1
10-10-13	at Air Force*	17	117	1
Ronnie Hillman - 3				
10-12-11	at Air Force*	27	172	2
10-29-11	Wyoming*	25	224	2
11-5-11	New Mexico*	29	141	1
Lynell Hamilton - 3				
11-12-05	at Colorado State*	21	108	1
11-19-05	Wyoming*	27	154	1
12-3-05	at Hawai'i	26	110	1



Michael Franklin - 3				
11-15-03	at Colorado State*	18	105	0
11-22-03	Air Force*	29	122	1
9-4-04	Idaho State	12	101	1

Larry Ned - 3				
9-22-01	at Colorado State*	40	177	2
9-29-01	Air Force*	24	178	2
10-6-01	Eastern Illinois	30	285	3

Jonas Lewis - 3				
10-11-97	New Mexico*	26	119	0
10-18-97	UNLV*	36	127	1
10-25-97	at Hawaii*	30	129	0

Wayne Pittman - 3				
10-15-94	at New Mexico*	27	129	1
10-22-94	at Wyoming*	22	105	1
10-29-94	Hawaii*	33	183	2

Marshall Faulk - 3				
10-23-93	New Mexico*	36	186	1
10-30-93	at Utah*	22	141	1
11-11-93	Brigham Young*	32	252	2

Wayne Pittman - 3				
10-19-91	at UTEP*	28	149	2
10-26-91	at Utah*	36	153	0
11-2-91	Wyoming*	26	147	0

T.C. Wright - 3				
11-24-90	UTEP*	14	137	2
12-1-90	(2) Miami	22	118	1
9-8-91	Long Beach State	18	113	1

Tony Allen - 3				
10-13-79	Miami	28	101	1
10-20-79	at Colorado State*	16	106	0
10-27-79	at Utah*	28	151	1

David Turner - 3				
10-1-77	Utah State	22	165	1
10-8-77	at Fresno State	28	145	1
10-15-77	UTEP	19	129	3

Jim Allison - 3				
11-14-64	CSUN*	22	144	2
11-21-64	Cal Western	24	156	3
11-28-64	at San José State	23	113	1

Norm Nygaard - 3				
10-25-52	Cal State Los Angeles*	20	188	1
11-1-52	Fresno State	19	151	2
11-8-52	San Francisco State	18	103	2

1,000-YARD RUSHING SEASONS

Norm Nygaard, 1952				
Date	Opponent	Att.	Yds.	TD
Game-By-Game Unavailable				
TOTALS			1,016	

Jim Allison, 1964				
Date	Opponent	Att.	Yds.	TD
S.19	at Cal Poly Pomona	20	120	2
S.26	San Francisco State	20	271	4
O.3	at Cal Poly SLO*	22	185	3
O.10	at Long Beach State*	18	105	1
O.17	Cal State Los Angeles*	16	28	0
O.24	at UC Santa Barbara	injured		
O.31	Fresno State*	9	64	0
N.14	CSUN	22	144	2
N.21	Cal Western University (1K)	24	156	3
N.28	at San José State	23	113	1
TOTALS (9 games)		174	1,186	16

David Turner, 1977				
Date	Opponent	Att.	Yds.	TD
S.10	Cal State Fullerton	11	76	0
S.17	at Arizona	17	68	0
O.1	Utah State	22	165	1
O.8	at Fresno State	28	145	1
O.15	UTEP	19	129	3
O.22	UNLV	20	91	1
O.29	Tulsa	10	46	0
N.5	at Pacific	35	114	1
N.12	Long Beach State	26	118	3
N.19	(13) Florida State (1K)	25	189	2
N.26	at San José State	27	111	0
TOTALS (11 games)		240	1,252	12

Tony Allen, 1979				
Date	Opponent	Att.	Yds.	TD
S.8	at Missouri	1	9	0
S.22	at Fresno State	24	202	2
S.29	Wisconsin	15	54	0
O.6	at New Mexico*	25	68	2
O.13	Miami	28	101	1
O.20	at Colorado State*	16	106	0
O.27	at Utah*	28	151	1
N.3	Wyoming*	18	54	1
N.10	Arizona	28	151	2
N.17	UTEP* (1K)	29	138	1
N.24	(10) Brigham Young*	14	60	0
TOTALS (11 games)		226	1,094	10

Chris Hardy, 1985				
Date	Opponent	Att.	Yds.	TD
S.14	Long Beach State	10	54	1
S.21	at (12) UCLA	5	50	0
S.28	Colorado State*	20	235	2
O.5	Stanford	17	80	0
O.12	at (11) Brigham Young*	4	17	0
O.19	Utah*	17	104	1
O.26	Oregon	8	45	0
N.2	at (7) Air Force*	20	97	0
N.9	at Wyoming	11	68	0
N.16	UTEP*	19	223	1
N.23	New Mexico* (1K)	15	86	1
N.30	at Hawaii*	12	91	1
TOTALS (12 games)		158	1,150	7

Paul Hewitt, 1987				
Date	Opponent	Att.	Yds.	TD
S.5	at (3) UCLA	10	44	0
S.12	Utah*	18	113	2
S.19	at Air Force*	7	16	0
S.26	at Oregon	21	63	1
O.3	at Wyoming*	8	27	1
O.10	UTEP*	31	149	2
O.17	Stanford	8	32	0
O.24	Long Beach State	35	203	3
O.31	at Hawaii*	24	86	2
N.7	at Brigham Young*	21	92	2
N.14	Colorado State*	25	86	1
N.21	New Mexico* (1K)	25	90	4
TOTALS (12 games)		233	1,001	18

Paul Hewitt, 1988				
Date	Opponent	Att.	Yds.	TD
S.3	at (5) UCLA	6	23	0
S.11	Air Force*	45	259	4
S.17	at Stanford	12	37	1
O.1	(20) Oregon	8	19	0
O.8	Wyoming*	13	54	1
O.15	Hawaii*	22	105	0
O.22	at Colorado State*	16	71	0
O.29	at Utah*	29	109	1
N.5	(20) Brigham Young*	37	152	2
N.12	at UTEP*	20	86	0
N.19	at New Mexico* (1K)	32	140	1
TOTALS (11 games)		240	1,055	10

Marshall Faulk, 1991				
Date	Opponent	Att.	Yds.	TD
S.8	Long Beach State	11	39	1
S.14	Pacific	37	386	7
S.21	at Air Force*	25	114	2
S.26	UCLA	15	79	1
O.5	at Hawaii*	22	212	5
O.12	New Mexico*	14	153	2
O.19	at UTEP*	injured		
O.26	at Utah*	injured		
N.2	Wyoming*	injured		
N.9	Colorado State* (1K)	30	174	1
N.16	Brigham Young*	20	118	2
N.30	at (1) Miami	27	154	0
TOTALS (9 games)		201	1,429	21
Freedom Bowl (Anaheim, Calif.)				
D.30	vs. (23) Tulsa	30	157	1
TOTALS (10 games)		231	1,586	22

Marshall Faulk, 1992				
Date	Opponent	Att.	Yds.	TD
S.5	vs. Southern California	27	220	3
S.10	at Brigham Young	35	299	3
S.26	at (11) UCLA	23	118	1
O.3	at New Mexico*	25	200	2
O.17	UTEP*	30	156	1
O.24	Air Force* (1K)	29	129	0
O.31	at Colorado State*	18	60	0
N.7	at Wyoming*	33	127	0
N.14	(23) Hawaii*	43	300	4
N.21	Fresno State*	2	21	1
N.28	(1) Miami	injured		
TOTALS (10 games)		265	1,630	15

Marshall Faulk, 1993				
Date	Opponent	Att.	Yds.	TD
S.4	CSUN	27	170	3
S.11	at (21) California	22	64	1
S.18	at Air Force*	24	106	3
S.25	Minnesota	22	81	1
S.30	UCLA	19	53	1
O.9	at Hawaii*	27	175	4
O.16	Colorado State*	18	89	0
O.23	New Mexico*	36	186	1
O.30	at Utah* (1K)	22	141	1
N.11	Brigham Young*	32	252	2
N.20	at Fresno State*	21	63	1
N.27	Wyoming*	30	150	3
TOTALS (12 games)		300	1,530	21

Wayne Pittman, 1994				
Date	Opponent	Att.	Yds.	TD
S.3	Navy	13	86	2
S.10	California	30	96	0
S.17	at Minnesota	19	64	0
S.24	at Colorado State*	29	129	1
O.1	Air Force*	26	97	2
O.8	Utah*	22	64	1
O.15	at New Mexico*	27	129	1
O.22	at Wyoming*	22	105	1
O.29	Hawaii*	33	183	2
N.10	at (23) Brigham Young* (1K)	23	48	0
N.26	Fresno State*	30	135	2
TOTALS (11 games)		274	1,136	12

George Jones, 1995				
Date	Opponent	Att.	Yds.	TD
S.2	California	24	147	3
S.9	at (14) Oklahoma	21	89	2
S.16	at Brigham Young*	19	53	0
S.28	Nevada	25	105	1
O.7	at Utah*	39	160	1
O.14	Fresno State*	28	270	5
O.21	San José State (1K)	19	253	2
O.28	at UTEP*	21	173	2
N.4	New Mexico*	35	208	3
N.11	Wyoming*	27	133	1
N.18	at Hawaii*	21	164	3
N.26	Colorado State*	26	87	0
TOTALS (12 games)		305	1,842	23

Jonas Lewis, 1997				
Date	Opponent	Att.	Yds.	TD
S.5	Navy	11	44	0
S.13	at (3) Washington	5	0	0
S.20	at Wisconsin	did not play		
S.27	at (25) Air Force*	did not play		
O.4	at Arizona	8	56	1
O.11	New Mexico*	27	120	0
O.18	UNLV*	36	127	1
O.25	at Hawaii*	30	129	0
N.1	at Wyoming*	21	35	0
N.8	San José State*	22	90	2
N.15	at Fresno State*	40	253	2
N.22	Colorado State* (1K)	27	167	0
TOTALS (11 games)		227	1,021	6

Larry Ned, 2001				Str
Date	Opponent	Att.	Yds.	TD
A.30	Arizona	21	43	1
S.8	at Arizona State	19	88	0
S.22	at Colorado State*	40	177	2
S.29	Air Force*	24	178	2
O.6	Eastern Illinois	30	285	3
O.13	at UNLV*	17	46	0
O.20	at Ohio State	29	112	1
O.27	(16) Brigham Young* (1K)	35	239	2
N.3	New Mexico*	27	93	0
N.10	at Utah*	22	79	0
N.17	Wyoming*	47	209	4
TOTALS (11 games)		311	1,549	15



Adam Muema, 2012					So.	N.14	Wyoming*	29	140	0
Date	Opponent	Att.	Yds.	TD		N.21	at UNLV*	14	139	2
S.1	at Washington	11	32	1		N.28	Nevada*	23	154	2
S.8	Army	15	98	1		D.5	Air Force	16	90	0
S.15	North Dakota	13	124	1		TOTALS (13 games)				
S.22	San José State*	25	202	1		Hawaii Bowl (Honolulu, Hawaii)				
S.29	at Fresno State*	13	64	2		D.24	vs. Cincinnati	25	99	1
O.6	Hawaii*	20	77	1		TOTALS (14 games)				
O.13	Colorado State*	14	105	2				309	1,653	17
O.20	at Nevada*	13	47	0		Chase Price, 2015				
O.27	UNLV*	21	143	0		Date	Opponent	Att.	Yds.	TD
N.3	at (14) Boise State* (1K)	25	127	1		S.5	San Diego	10	66	0
N.10	Air Force*	15	81	2		S.12	at California	9	35	0
N.24	at Wyoming*	26	255	4		S.19	South Alabama	4	41	0
TOTALS (12 games)						S.26	at Penn State	4	24	0
Poinsettia Bowl (San Diego, Calif.)						O.3	Fresno State*	27	151	0
D.20	Brigham Young	26	103	0		O.10	at Hawaii*	16	60	0
TOTALS (13 games)						O.17	at San José State*	10	47	1

Adam Muema, 2013					Jr.	O.23	Utah State*	21	97	1
Date	Opponent	Att.	Yds.	TD		O.31	at Colorado State*	12	50	1
A.31	Eastern Illinois	10	17	0		N.14	Wyoming*	17	152	2
S.7	at (3) Ohio State	3	5	0		N.21	at UNLV*	10	54	0
S.21	Oregon State	28	71	1		N.28	Nevada*	19	112	1
S.28	at New Mexico State	10	25	0		D.5	Air Force (CC)	18	51	0
O.4	Nevada*	24	134	2		TOTALS (13 games)				
O.10	at Air Force*	18	86	0		Hawaii Bowl (Honolulu, Hawaii)				
O.26	(18) Fresno State*	27	111	2		D.24	vs. Cincinnati (1K)	13	68	0
N.2	New Mexico*	27	233	3		TOTALS (14 games)				
N.9	at San José State*	21	113	2				190	1,008	6
N.16	at Hawaii*	24	163	1		Donnel Pumphrey, 2016				
N.23	Boise State* (1K)	24	46	1		Date	Opponent	Att.	Yds.	TD
N.30	at UNLV*	12	11	0		S.3	New Hampshire	21	98	1
TOTALS (12 games)						S.10	California	29	281	3
Famous Idaho Potato Bowl (Boise, Idaho)						S.17	at Northern Illinois	23	220	3
D.21	Buffalo	28	229	3		O.1	at South Alabama	25	151	1
TOTALS (13 games)						O.8	UNLV*	31	141	1
		256	1,244	15		O.14	at Fresno State* (1K)	38	220	2

Donnel Pumphrey, 2014					So.	O.14	at Fresno State* (1K)	38	220	2
Date	Opponent	Att.	Yds.	TD		O.21	San José State*	24	135	2
A.30	Northern Arizona	19	111	2		O.28	at Utah State*	32	223	0
S.7	at (21) North Carolina	17	100	2		N.5	Hawaii*	21	112	0
S.20	at Oregon State	17	89	1		N.12	at Nevada*	26	198	1
S.27	UNLV*	22	167	4		N.19	at Wyoming*	17	76	0
O.3	at Fresno State*	24	94	0		N.26	Colorado State*	18	53	1
O.10	at New Mexico*	20	246	2		D.3	at Wyoming (CC)	25	110	1
O.18	Hawaii*	25	182	1		TOTALS (13 games)				
N.1	at Nevada* (1K)	13	85	0		Las Vegas Bowl (Las Vegas, Nev.)				
N.8	Idaho	26	142	1		D.24	vs. Houston	19	115	1
N.15	at Boise State*	24	147	2		TOTALS (14 games)				
N.21	Air Force*	27	131	1				349	2,133	17
N.29	San José State*	21	261	3		Rashaad Penny, 2016				
TOTALS (12 games)						Date	Opponent	Att.	Yds.	TD
Poinsettia Bowl (San Diego, Calif.)						S.3	New Hampshire	9	33	1
D.23	Navy	21	112	1		S.10	California	8	28	0
TOTALS (13 games)						S.17	at Northern Illinois	14	65	0

Donnel Pumphrey, 2015					Jr.	O.1	at South Alabama	9	62	1
Date	Opponent	Att.	Yds.	TD		O.8	UNLV*	14	110	1
S.5	San Diego	19	62	1		O.14	at Fresno State*	15	49	0
S.12	at California	21	85	0		O.21	San José State*	9	105	3
S.19	South Alabama	28	102	1		O.28	at Utah State*	5	16	0
S.26	at Penn State	18	56	1		N.5	Hawaii*	8	108	1
O.3	Fresno State*	23	124	1		N.12	at Nevada*	10	208	2
O.10	at Hawaii*	30	148	3		N.19	at Wyoming*	5	79	0
O.17	at San José State*	20	152	1		N.26	Colorado State*	4	15	0
O.23	Utah State*	23	181	2		D.3	at Wyoming (CC)	16	117	2
O.31	at Colorado State* (1K)	20	121	2		TOTALS (13 games)				
						Las Vegas Bowl (Las Vegas, Nev.)				
						D.24	vs. Houston (1K)	10	23	0
						TOTALS (14 games)				
								136	1,018	11

MOST RUSHING YARDS/TWO CONSECUTIVE GAMES

Pl.	Player	Cl.	Season	Yards	Opponents (Yards)	Dates
1.	George Jones	Jr.	1995	523	Fresno State* (270), SJSU* (253)	10-14/10-21
2.	Marshall Faulk	T-Fr.	1991	500	Pacific (386), at Air Force* (114)	9-14/9-21
3.	Marshall Faulk	So.	1992	519	USC (220), at Brigham Young* (299)	9-3/9-10
4.	Donnel Pumphrey	Sr.	2016	501	California (281), at No. Illinois (220)	9-10/9-17
5.	Larry Ned	Sr.	2001	463	Air Force* (178), Eastern Illinois (285)	9-29/10-6
6.	Jim Allison	Sr.	1964	456	San Francisco State (271), at Cal Poly* (185)	9-26/10-3
7.	George Jones	Jr.	1995	430	at Utah* (160), Fresno State* (270)	10-7/10-14
8.	Donnel Pumphrey	So.	2014	428	at New Mexico* (246), Hawaii* (182)	10-10/10-18
9.	Marshall Faulk	So.	1992	427	at Wyoming* (127), Hawaii* (300)	11-7/11-14
10.	George Jones	Jr.	1995	426	San José State (253), at UTEP* (173)	10-21/10-28

■ Annual Rushing Leaders

Year	Player	Cl.	NR	CR	Att.	Yds.	Avg.	TDs
1947	Joe Riccobono	So.			101	405	4.0	3
1948	Murry Callan	So.			95	528	5.6	3
1949	Jim Simmons	Jr.			87	523	6.0	9
1950	Art Preston	Jr.			114	78	5.4	11
1951	Art Preston	Sr.			118	588	4.9	7
1952	Norm Nygaard	So.			153	1,016	6.6	9
1953	Norm Nygaard	Jr.			126	889	7.1	12
1954	Norm Nygaard	Sr.			128	714	5.6	4
1955	Jim Pyles	So.			54	326	6.0	2
1956	Claude Lewis	Sr.			87	470	5.4	4
1957	Cecil McGehee	Jr.			75	218	2.9	1
1958	Bob Ball	So.			77	344	4.7	0
1959	Dick Morris	Jr.			68	313	4.6	1
1960	Dick Morris	Sr.			83	306	3.7	3
1961	Kern Carson	So.			87	560	6.0	5
1962	Kern Carson	Jr.		1	114	796	6.7	10
1963	Kern Carson	Sr.		3	115	555	4.8	11
1964	Jim Allison	Sr.		1	174	1,186	6.8	16
1965	Nate Johns	Jr.			115	921	8.0	9
1966	Ted Washington	So.		2	97	591	6.1	6
1967	Ted Washington	Jr.			147	608	3.8	7
1968	Lloyd Edwards	Sr.			178	809	4.5	7
1969	George Brown	Jr.		3	134	558	4.2	5
1970	Eddie Steward	Jr.		4	84	580	6.9	3
1971	Adam Victoria	Sr.		6	147	483	3.2	9
1972	Dennis Haughn	Jr.			90	301	3.3	2
1973	Frank Geary	Jr.		5	106	479	4.5	4
1974	Bill Kramer	Sr.		3	148	905	6.1	2
1975	Monty Reedy	Sr.		6	144	617	4.3	9
1976	David Turner	Jr.			193	982	5.1	7
1977	David Turner	Sr.			240	1,252	5.2	13
1978	Phil DuBois	Sr.			153	705	4.6	3
1979	Tony Allen	Sr.	19	1	226	1,094	4.8	10
1980	Derrick Harvey	Fr.			71	338	4.8	2
1981	Bull Williams	Sr.			65	256	3.9	2
1982	Derrick Harvey	So.			155	558	3.6	6
1983	Mike Waters	Jr.			132	562	4.3	0
1984	Mike Waters	Sr.			180	704	3.9	5
1985	Chris Hardy	Jr.			158	1,150	7.3	7
1986	Chris Hardy	Sr.		3	237	947	4.0	12
1987	Paul Hewitt	Jr.		4	233	1,001	4.3	18
1988	Paul Hewitt	Sr.	21	1	240	1,055	4.4	10
1989	Ron Slack	Sr.			220	914	4.2	13
1990	T.C. Wright	Jr.		2	116	730	6.3	6
1991	Marshall Faulk	Fr.	1	1	201	1,429	7.1	21
1992	Marshall Faulk	So.	1	1	265	1,630	6.2	15
1993	Marshall Faulk	Jr.	5	2	300	1,530	5.1	21
1994	Wayne Pittman	Sr.	27	3	274	1,136	4.1	12
1995	George Jones	Jr.	3	1	305	1,842	6.0	23
1996	George Jones	Sr.			181	968	5.3	11
1997	Jonas Lewis	So.		10	227	1,021	4.5	6
1998	Jonas Lewis	Jr.	30	6	181	897	5.0	7
1999	Larry Ned	Jr.	44	4	162	894	5.5	11
2000	Larry Ned	Sr.			139	357	2.6	6
2001	Larry Ned	*Sr.	4	2	311	1,549	5.0	15
2002	James Truvillion	Sr.		14	120	392	3.3	3
2003	Lynell Hamilton	Fr.	18	2	234	1,087	4.6	4
2004	Brandon Bomes	Fr.		9	133	578	4.3	6
2005	Lynell Hamilton	So.		7	190	819	4.3	9
2006	Atiyah Henderson	Fr.	74	5	174	764	4.4	1
2007	Kevin O'Connell	Sr.		14	135	408	3.0	11
2008	Atiyah Henderson	Jr.		12	120	490	4.1	4
2009	Brandon Sullivan	Jr.		8	154	562	3.7	4
2010	Ronnie Hillman	Fr.	10	1	262	1,532	5.8	17
2011	Ronnie Hillman	So.	4	1	311	1,711	5.5	19
2012	Adam Muema	So.	18	4	237	1,458	6.2	16
2013	Adam Muema	Jr.	33	5	256	1,244	4.9	15
2014	Donnel Pumphrey	So.	4	1	276	1,867	6.8	20
2015	Donnel Pumphrey	Jr.	14	3	309	1,653	5.3	17
2016	Donnel Pumphrey	Sr.	2	1	349	♦ 2,133	6.1	17

Bold indicates record set by a current Aztec or last year
 * - Indicates conference game
 ^ - Indicates Division I era record

■ Team Records

Most Attempts

Game: 64, vs. Eastern Illinois, 8/31/13
Season: 584, in 2002 (4-9)

Fewest Attempts

Game: 8, at UTEP*, 11/15/80
Season: 117, in 1972 (10-1)

Most Completions

Game: 40, vs. Stanford, 10/17/87
Season: 352, in 2002 (4-9)

Fewest Completions

Game: 3, at Pacific, 11/9/63
Season: 62, in 1961 (7-2-1)

Most Interceptions

Game: 7, at Missouri, 9/8/79
Season: 28, in 1969 (11-0)

Fewest Interceptions

Game: 0, many times, most recent:
 vs. Houston, 12/17/16 (LVB)
Season: 3, in 2015 (11-3) and 1961 (7-2-1)

Most Yards

Game: 568, vs. Brigham Young*, 11/16/91
Season: 4,302, in 2002 (4-9)

Fewest Yards

Game: 14, at Utah State*, 10/28/16
Season: 1,017, in 1962 (8-2)

Most Touchdowns

Game: 10, vs. New Mexico State, 11/15/69
Season: 43, in 1969 (11-0)

Fewest Touchdowns

Season: 5, in 2001 (3-8) and 1976 (10-1)

Most Yards Per Completion

Season: 18.9, in 1963 (7-2)

Most Yards Per Game

Season: 374.2, in 1969 (11-0)

Fewest Yards Per Game

Season: 59.4, in 1960 (1-6-1)

Highest Completion Percentage

Game: 84.0, (21-25), vs. Pacific*, 11/11/72
 (min. 25 att.)
Season: 64.2, in 1973 (9-1-1)

Highest Passing Efficiency Rating

Game: 291.82, vs. Navy, 9/5/97 (min. 25 att.)
Season: 166.9, in 1996 (8-3)

MOST YARDS/GAME

Rk.	Opponent, Date (Result)	Yards
1.	vs. Brigham Young*, 11/16/91 (T, 52-52)	568
2.	vs. New Mexico State, 11/15/69 (W, 70-21)	549
3.	vs. Stanford, 10/17/87 (L, 40-44)	536
4.	at New Mexico*, 11/17/90 (W, 40-34)	530
5.	vs. (25) Utah*, 11/20/10 (L, 34-38)	528
6.	vs. Southern Mississippi, 11/9/68 (W, 68-7)	524
7.	vs. Arizona State, 9/14/02 (L, 28-39)	516
8.	at Hawai'i*, 11/6/82 (W, 31-28)	513
9.	at Utah*, 9/30/89 (W, 38-27)	507
	at Hawai'i*, 12/7/02 (L, 40-41)	507
	vs. Pacific*, 11/8/69 (W, 58-32)	507

SINGLE-SEASON HIGHS

Attempts	Yards Per Game
1. 584, in 2002 (4-9)	1. 374.2, in 1969 (11-0)
2. 509, in 1987 (4-4)	2. 371.5, in 1990 (6-5)
3. 489, in 2008 (2-10)	3. 332.5, in 1987 (4-4)
4. 485, in 1990 (6-5)	4. 330.9, in 2002 (4-9)
5. 465, in 1993 (6-6)	5. 319.7, in 1993 (6-6)
6. 458, in 2007 (4-8)	6. 308.1, in 1989 (6-5-1)
7. 455, in 1982 (7-5)	7. 306.0, in 1981 (6-5)
8. 449, in 1989 (6-5-1)	8. 305.0, in 1973 (9-1-1)
9. 447, in 1981 (6-5)	9. 303.3, in 1996 (8-3)
10. 444, in 2004 (4-7)	10. 295.4, in 2010 (9-4)

Yards	Touchdowns
1. 4,302, in 2002 (6-9)	1. 43, in 1969 (11-0)
2. 4,086, in 1990 (6-5)	2. 29, in 1996 (8-3)
3. 3,990, in 1987 (4-4)	29, in 1990 (6-5)
4. 3,840, in 2010 (9-4)	4. 28, in 2010 (9-4)
5. 3,836, in 1993 (6-6)	28, in 1993 (6-6)
6. 3,742, in 1969 (11-0)	28, in 1970 (9-2)
7. 3,697, in 1989 (6-5-1)	7. 27, in 1994 (4-7)
8. 3,447, in 1985 (5-6-1)	27, in 1964 (8-2)
9. 3,366, in 1981 (6-5)	9. 26, in 1987 (5-7)
10. 3,355, in 1973 (9-1-1)	26, in 1977 (10-1)

■ Individual Records

Most Attempts

Game: 60, Adam Hall vs. Arizona State, 9/14/02
 and Todd Santos vs. Stanford, 10/17/87
Season: 492, Todd Santos, 1987
Career: 1,732, Ryan Lindley, 2008-09-10-11

Most Completions

Game: 40, Todd Santos vs. Stanford, 10/17/87
Season: 306, Todd Santos, 1987
Career: 961, Ryan Lindley, 2008-09-10-11

Most Yards

Game: 568, David Lowery vs. Brigham Young*, 11/16/91
Season: 3,932, Todd Santos, 1987
Career: 12,690, Ryan Lindley, 2008-09-10-11

Most Yards By Senior

Game: 536, Todd Santos vs. Stanford, 10/17/87
Season: 3,932, Todd Santos, 1987

Most Yards By Junior

Game: 528, Ryan Lindley vs. (25) Utah*, 11/20/10
Season: 3,830, Ryan Lindley, 2010

Most Yards By Sophomore

Game: 568, David Lowery vs. Brigham Young*, 11/16/91
Season: 3,054, Ryan Lindley, 2009

Most Yards By Freshman

Game: 433, Ryan Lindley vs. Idaho, 9/27/08
Season: 2,653, Ryan Lindley, 2008


Most Touchdowns

Game: 9, Dennis Shaw vs. New Mexico State, 11/15/69
Season: 39, Dennis Shaw, 1969
Career: 90, Ryan Lindley, 2008-09-10-11

Most Yards Per Attempt

Game: 18.6, Kevin McKechnie vs. Navy, 9/5/87
 (min. 25 atts.)
Season: 9.4, Billy Blanton, 1996
 (min. 250 atts.)
Career: 9.3, Dennis Shaw, #1968-69
 (min. 400 atts.)

- Shaw's 1968 Division II season stats are included



Most Yards Per Completion
Game: 27.6, David Lowery vs. Fresno State*, 11/21/92
 (min. 25 atts.)
Season: 16.7, Don Horn, 1966
 (min. 250 atts.)
Career: 16.0, Dennis Shaw, #1968-69
 (min. 400 atts.)

- Shaw's 1968 Division II season stats are included

Highest Completion Percentage

Game: 84.0, Tim Gutierrez (21-25), vs. Navy, 9/3/94
 (min. 25 atts.)
Season: 66.0, Billy Blanton, 1996
 (min. 250 atts.)
Career: 63.9, Billy Blanton, 1993-94-95-96
 (min. 400 atts.)

Highest Pass Efficiency Rating

Game: 291.8, Kevin McKechnie vs. Navy, 9/5/97
 (min. 25 atts.)
Season: 169.6, Billy Blanton, 1996
 (min. 250 atts.)
Career: 157.1, Billy Blanton, 1993-94-95-96
 (min. 400 atts.)

Lowest Interception Percentage

Season: 68.8 att./int., Billy Blanton, 1996
 (min. 250 atts.)
Career: 36.8 att./int., Billy Blanton, 1993-94-95-96
 (min. 400 atts.)

42.9 att./int., Christian Chapman, 2015-16 (300 attempts)

Consecutive Passes without an Interception

Season: 178, Dan McGwire, 9/15/90-10/13/90
Career: 178, Dan McGwire, 9/15/90-10/13/90
Team: 255, 9/12/15-9/10/16

Most 300-Yard Games

Season: 8, Dan McGwire, 1990
Career: 17, Todd Santos, 1984-85-86-87

Most Consecutive 300-Yard Games

Season: 4, four times, most recent:
 Billy Blanton, 11/2/96-11/23/96
Career: 4, four times, most recent:
 Billy Blanton, 11/2/96-11/23/96

YARDS PASSING/CAREER

Pl.	Player	Seasons	Comp.	Att.	Int.	Yards	TD	Rating
1.	Ryan Lindley	2008-09-10-11	961	1,732	47	12,690	90	128.75
2.	Todd Santos	1984-85-86-87	910	1,484	57	11,425	70	133.87
3.	Billy Blanton	1993-94-95-96	588	920	25	8,165	67	157.06
4.	Kevin O'Connell	2004-05-06-07	664	1,151	34	7,689	46	121.08
5.	Dan McGwire	1989-90	528	889	26	7,484	43	140.22
6.	David Lowery	1989-91-92-93	426	800	28	5,998	44	127.38
7.	Brian Sipe	1969-70-71	436	788	43	5,707	44	123.68
8.	Dennis Shaw	1968-69	333	575	41	5,324	58	154.72
9.	Adam Hall	2001-02-03	423	752	21	5,173	24	118.98
10.	Quinn Kaehler	2013-14	401	696	21	5,164	28	127.18
11.	Mark Halda	1977-78-79-80	406	757	45	4,812	29	107.78
12.	Tim Gutierrez	1992-93-94	357	580	19	4,740	36	144.13
13.	Lon Sheriff	1999-00-01-02	356	675	25	4,533	16	109.57
14.	Matt Kofler	1980-81	361	615	24	4,476	24	124.91
15.	Mark McKay	1982-83	329	587	29	4,475	24	123.70
16.	Craig Penrose	1974-75	330	584	33	4,343	25	121.80
17.	Jesse Freitas	1972-73	324	518	31	4,193	28	136.41
18.	Don Horn	1965-66	257	459	25	3,922	39	144.91
19.	Rod Dowhower	1963-64	159	313	15	2,864	33	152.87
20.	Matt Dlugolecki	2003-04	256	433	16	2,597	10	109.73
21.	Joe Davis	1976-77	190	326	15	2,541	25	139.86
22.	Christian Chapman	2015-16	182	300	7	2,430	22	148.24
23.	Jack Hawley	1999-00	184	352	12	2,280	16	114.86
24.	Joe Duke	1957-58-59	174	403	34	2,204	17	86.16
25.	Jesse Thompson	1949-50-51	133	263	17	2,022	19	126.06

YARDS PASSING/SEASON

Pl.	Name	Cl.	Season	Att.	Comp.	Int.	Pct.	Yds.	TD	GP	3K	TGP	3K
1.	Todd Santos	Sr.	1987	492	306	15	62.2	3,932	26	10	10		
2.	Dan McGwire	Sr.	1990	448	270	7	60.3	3,833	27	9	9		
3.	Ryan Lindley	Jr.	+2010	421	243	14	57.7	3,830	28	11	11		
4.	Dan McGwire	Jr.	1989	440	258	19	58.6	3,651	16	9	9		
5.	Dennis Shaw	Sr.	+1969	363	214	29	59.0	3,394	40	10	10		
6.	Matt Kofler	Sr.	1981	436	263	15	60.3	3,337	21	11	11		
7.	Billy Blanton	Jr.	1995	389	243	14	62.5	3,300	23	12	12		
8.	Adam Hall	Jr.	2002	452	272	9	60.2	3,253	17	10	10		
9.	Billy Blanton	Sr.	1996	344	227	5	66.0	3,221	29	10	10		
10.	Ryan Lindley	Sr.	+2011	447	237	8	53.0	3,153	23	13	13		
11.	Kevin O'Connell	Sr.	2007	439	257	8	58.5	3,063	15	12	12		
12.	Ryan Lindley	So.	2009	437	239	16	54.7	3,054	23	12	12		
13.	Quinn Kaehler	Jr.	+2013	389	232	9	59.6	3,007	19	13	13		

+ - indicated team participated in bowl game. GP 3K - games played to date when reaching 3,000 yards; TGP 3K - team games to date when player reached 3,000 yards.

Multiple 3,000-Yard Seasons: Ryan Lindley (3), Billy Blanton (2), Dan McGwire (2)

Head Coaches for 3,000-Yard Seasons: Rocky Long (2), Al Luginbill (2), Brady Hoke (2), Ted Tollner (2), Don Coryell (1), Tom Craft (1), Chuck Long (1), Doug Scovil (1), Denny Stolz (1)

■ Attempts

SEASON

Pl.	Player, Season	Attempts
1.	Todd Santos, 1987	492
2.	Adam Hall, 2002	452
3.	Dan McGwire, 1990	449
4.	Ryan Lindley, 2011	447
5.	Dan McGwire, 1989	440
6.	Kevin O'Connell, 2007	439
7.	Ryan Lindley, 2009	437
8.	Matt Kofler, 1981	436
9.	Ryan Lindley, 2008	427
10.	Ryan Lindley, 2010	421

CAREER

Pl.	Player, Seasons	Attempts
1.	Ryan Lindley, 2008-09-10-11	1,732
2.	Todd Santos, 1984-85-86-87	1,484
3.	Kevin O'Connell, 2004-05-06-07	1,151
4.	Billy Blanton, 1993-94-95-96	920
5.	Dan McGwire, 1989-90	889
6.	David Lowery, 1989-91-92-93	860
7.	Brian Sipe, 1969-70-71	788
8.	Mark Halda, 1977-78-79-80	757
9.	Adam Hall, 2001-02-03	752
10.	Quinn Kaehler, 2013-14	696

■ Completions

SEASON

Pl.	Player, Season	Completions
1.	Todd Santos, 1987	306
2.	Adam Hall, 2002	272
3.	Dan McGwire, 1990	270
4.	Matt Kofler, 1981	262
5.	Dan McGwire, 1989	258
6.	Kevin O'Connell, 2007	257
7.	Ryan Lindley, 2010	243
	Billy Blanton, 1995	243
9.	Ryan Lindley, 2008	242
10.	Ryan Lindley, 2009	239

CAREER

Pl.	Player, Seasons	Completions
1.	Ryan Lindley, 2008-09-10-11	961
2.	Todd Santos, 1984-85-86-87	910
3.	Kevin O'Connell, 2004-05-06-07	664
4.	Billy Blanton, 1993-94-95-96	588
5.	Dan McGwire, 1989-90	528
6.	Brian Sipe, 1969-70-71	436
7.	David Lowery, 1989-91-92-93	426
8.	Adam Hall, 2001-02-03	423
9.	Mark Halda, 1977-78-79-80	406
10.	Quinn Kaehler, 2013-14	401

■ Rating

SEASON

Pl.	Player, Season	Rating
1.	Billy Blanton, 1996	169.6
2.	Dennis Shaw, 1969	162.2
3.	Billy Blanton, 1994	158.8
4.	Rod Dowhower, 1964	155.8
5.	Tim Gutierrez, 1993	153.1
6.	Ryan Katz, 2012	151.6
7.	Don Horn, 1965	151.5
8.	Ryan Lindley, 2010	149.4
9.	Christian Chapman, 2016	149.2
10.	Dan McGwire, 1990	148.6

CAREER

Pl.	Player, Seasons	Rating
1.	Billy Blanton, 1993-94-95-96	157.1
2.	Dennis Shaw, 1968-69	154.7
3.	Rod Dowhower, 1963-64	152.9
4.	Christian Chapman, 2015-16	148.2
5.	Don Horn, 1965-66	144.9
6.	Tim Gutierrez, 1992-93-94	144.1
7.	Dan McGwire, 1989-90	140.2
8.	Joe Davis, 1976-77	139.9
9.	Jesse Freitas, 1972-73	136.4
10.	Todd Santos, 1984-85-86-87	133.9

■ Touchdowns

SEASON

Pl.	Player, Season	TDs
1.	Dennis Shaw, 1969	39
2.	Billy Blanton, 1996	29
3.	Ryan Lindley, 2010	28
4.	Dan McGwire, 1990	27
5.	Todd Santos, 1987	26
6.	Tim Gutierrez, 1993	24
	Joe Davis, 1977	24
8.	Ryan Lindley, 2011	23
	Ryan Lindley, 2009	23
	Billy Blanton, 1995	23
	Brian Sipe, 1970	23

CAREER

Pl.	Player, Seasons	TDs
1.	Ryan Lindley, 2008-09-10-11	90
2.	Todd Santos, 1984-85-86-87	70
3.	Billy Blanton, 1993-94-95-96	67
4.	Dennis Shaw, 1968-69	58
5.	Kevin O'Connell, 2004-05-06-07	46
6.	David Lowery, 1991-92-93	44
	Brian Sipe, 1969-70-71	44
8.	Dan McGwire, 1989-90	43

■ Single-Game Passing Leaders

PASSING YARDS

Pl.	Player	(Rk.) Opponent	Comp.	Att.	Int.	Yards	TD	Rating
1.	David Lowery	vs. Brigham Young*, Nov. 16, 1991	26	39	1	568	5	226.18
2.	Todd Santos	vs. Stanford, Oct. 17, 1987	40	60	1	536	5	165.87
3.	Dan McGwire	at New Mexico*, Nov. 17, 1990	33	49	2	530	2	163.51
4.	Ryan Lindley	vs. (25) Utah*, Nov. 20, 2010	36	54	3	528	4	162.13
5.	Dennis Shaw	vs. Southern Mississippi, Nov. 9, 1968	17	38	1	524	7	216.09
6.	Adam Hall	vs. Arizona State, Sept. 14, 2002	32	60	1	516	3	138.74
7.	Mark McKay	at Hawai'i*, Nov. 6, 1982	30	46	3	513	1	153.03
8.	Dan McGwire	at Utah*, Sept. 30, 1989	24	37	1	510	2	351.83
9.	Adam Hall	at Idaho, Sept. 21, 2002	29	49	0	506	5	179.60
10.	Dennis Shaw	vs. Pacific*, Nov. 8, 1969	25	38	0	463	7	228.93

PASSING ATTEMPTS

Pl.	Player	(Rk.) Opponent	Comp.	Att.	Int.	Yards	TD	Rating
1.	Adam Dingwell	vs. Eastern Illinois, Aug. 31, 2013	27	63	4	318	0	72.56
2.	Adam Hall	vs. Arizona State, Sept. 14, 2002	32	60	1	516	3	138.74
	Todd Santos	vs. Stanford, Oct. 17, 1987	40	60	1	536	5	165.87
4.	Ryan Lindley	at Notre Dame, Sept. 6, 2008	29	59	1	274	1	90.37
	Adam Hall	at (17) Colorado, Sept. 7, 2002	39	59	0	359	0	117.21
	Tim Gutierrez	vs. Air Force*, Oct. 1, 1994	35	59	5	421	3	119.09
	Dan McGwire	at (4) Brigham Young*, Sept. 22, 1990	32	59	0	362	3	122.56
8.	Jack Hawley	vs. Arizona State, Aug. 31, 2000	24	57	1	219	1	76.66
	Matt Kofler	vs. Air Force*, Nov. 29, 1981	33	57	1	386	2	122.85
10.	Kevin O'Connell	vs. (21) Brigham Young, Dec. 1, 2007	33	55	1	288	1	106.35

PASSING COMPLETIONS

Pl.	Player	(Rk.) Opponent	Comp.	Att.	Int.	Yards	TD	Rating
1.	Todd Santos	vs. Stanford, Oct. 17, 1987	40	60	1	536	5	165.87
2.	Adam Hall	at (17) Colorado, Sept. 7, 2002	39	59	0	359	0	117.21
3.	Ryan Lindley	vs. (25) Utah*, Nov. 20, 2010	36	54	3	528	4	162.13
4.	Ryan Lindley	vs. UNLV*, Nov. 22, 2008	35	50	0	387	2	148.22
	Tim Gutierrez	vs. Air Force*, Oct. 1, 1994	35	59	5	421	3	119.09
	Todd Santos	vs. Utah*, Sept. 12, 1987	35	42	1	462	4	202.40
	Matt Kofler	at Colorado State*, Sept. 12, 1981	35	52	3	359	2	126.45
8.	Todd Santos	vs. New Mexico*, Nov. 23, 1985	34	44	1	423	3	175.98
9.	Kevin O'Connell	vs. (21) Brigham Young, Dec. 1, 2007	33	55	1	288	1	106.35
	Kevin O'Connell	at Hawai'i, Dec. 3, 2005	33	51	1	421	3	149.54
	Billy Blanton	vs. (16) Wyoming*, Nov. 7, 1996	33	44	2	366	2	150.78
	Dan McGwire	at New Mexico*, Nov. 17, 1990	33	49	2	530	2	163.51
	Matt Kofler	vs. Air Force*, Nov. 29, 1981	33	57	1	386	2	122.85
	Jesse Freitas	at Fresno State*, Nov. 17, 1973	33	42	0	450	4	200.00

PASSING EFFICIENCY (MIN. 12 ATT.)

Pl.	Player	(Rk.) Opponent	Comp.	Att.	Int.	Yards	TD	Rating
1.	Kevin McKechnie	vs. Navy, Sept. 5, 1997	16	20	1	371	4	291.82
2.	Craig Penrose	vs. Cal State Fullerton*, Oct. 4, 1975	8	12	0	163	3	263.27
3.	Jack Hawley	at Kansas, Sept. 25, 1999	19	24	0	343	3	240.47
4.	Kevin O'Connell	vs. Portland State, Sept. 22, 2007	19	31	0	443	5	234.55
5.	Ryan Lindley	vs. Utah State, Sept. 25, 2010	17	24	1	362	3	230.45
6.	Joe Davis	vs. UTEP, Oct. 15, 1977	12	18	0	230	3	229.00
7.	Ryan Katz	vs. North Dakota, Sept. 15, 2012	11	18	0	241	3	228.58
8.	Billy Blanton	vs. New Mexico*, Nov. 4, 1995	17	24	0	328	3	226.88
9.	David Lowery	vs. Brigham Young*, Nov. 16, 1991	26	39	1	568	5	226.18
10.	Brian Sipe	vs. UC Santa Barbara*, Nov. 14, 1970	10	14	0	171	2	221.17

PASSING TOUCHDOWNS

Pl.	Player	(Rk.) Opponent	Comp.	Att.	Int.	Yards	TD	Rating
1.	Dennis Shaw	vs. New Mexico State, Nov. 15, 1969	26	42	3	441	9	206.53
2.	Dennis Shaw	vs. Pacific, Nov. 8, 1969	25	38	0	463	7	228.93
	Dennis Shaw	vs. Southern Mississippi, Nov. 9, 1968	17	38	1	524	7	216.09
4.	Rod Dowhower	vs. Fresno State, Oct. 31, 1964	15	24	1	374	6	267.57
	Ryan Lindley	at Colorado State*, Oct. 24, 2009	29	43	0	459	6	203.15
6.	Kevin O'Connell	vs. Portland State, Sept. 22, 2007	19	31	0	443	5	234.55
	Adam Hall	at Idaho, Sept. 21, 2002	29	49	0	506	5	179.60
	David Lowery	vs. Brigham Young*, Nov. 16, 1991	26	39	1	568	5	226.18
	Dan McGwire	at Wyoming*, Oct. 6, 1990	27	42	0	415	5	186.57
	Todd Santos	vs. Stanford, Oct. 17, 1987	40	60	1	536	5	165.87
	Todd Santos	vs. Stanford, Oct. 5, 1985	34	44	1	423	5	190.98
	Matt Kofler	vs. UTEP*, Nov. 21, 1981	31	43	2	460	5	191.02
	Don Horn	at Weber State, Sept. 24, 1966	18	43	0	346	5	147.82



■ Single-Game Passing Leaders (cont.)

SINGLE GAME QB TOTAL TD LEADERS (PASS + RUSH)/SINCE 1996

Pl.	Player	(Rk.) Opponent	Pass Yds.	Rush Yds.	Pass TD	Rush TD	Total TD	
1.	Ryan Lindley	at Colorado State*, Oct. 24, 2009	459	-9	6	0	6	
2.	Ryan Katz	vs. Hawai'i*, Oct. 6, 2012	190	57	2	3	5	
	Kevin O'Connell	vs. Portland State, Sept. 22, 2007	443	15	5	0	5	
	Adam Hall	at Idaho, Sept. 21, 2002	506	-10	5	0	5	
	Kevin McKenchie	vs. Navy, Sept. 5, 1997	371	0	4	1	5	
	Billy Blanton	vs. Oklahoma, Sept. 21, 1996	258	8	5	0	5	
7.	nine tied (last: Ryan Lindley vs. Cal Poly, Sept. 3, 2011)							4

HIGHEST COMPLETION PERCENTAGE (MIN. 20 ATT.)/SINCE 1996

Pl.	Player	(Rk.) Opponent	Comp.	Att.	Int.	Yards	TD	Pct.
1.	Kevin McKechnie	vs. Navy, Sept. 5, 1997	16	20	1	371	4	80.00
2.	Kevin O'Connell	vs. San José State, Sept. 24, 2005	23	29	0	271	4	79.31
3.	Adam Dingwell	at Wyoming*, Nov. 24, 2012	19	24	1	164	2	79.17
	Jack Hawley	at Kansas, Sept. 25, 1999	19	24	0	343	3	79.17
5.	Ryan Lindley	vs. Navy (PB), Dec. 23, 2010	18	23	0	276	2	78.26
6.	Quinn Kaehler	vs. New Mexico*, Nov. 2, 2013	16	21	0	201	2	76.19
	Billy Blanton	vs. Hawai'i*, Oct. 11, 1996	16	21	0	159	2	76.19
8.	Christian Chapman	vs. UNLV*, Oct. 8, 2016	15	20	0	215	1	75.00
	Billy Blanton	vs. Wyoming*, Nov. 7, 1996	33	44	2	366	2	75.00
10.	Matt Dlugolecki	vs. Air Force*, Nov. 22, 2003	23	31	0	226	0	74.19
	Kevin McKechnie	at Wisconsin, Sept. 20, 1997	23	31	1	214	1	74.19

PASSING YARDS PER COMPLETION (MIN. 20 ATT.)/SINCE 1996

Pl.	Player	(Rk.) Opponent	Comp.	Att.	Int.	Yards	TD	Yds/C
1.	Kevin O'Connell	vs. Portland State, Sept. 22, 2007	19	31	0	443	5	23.32
2.	Kevin McKechnie	vs. Navy, Sept. 5, 1997	16	20	1	371	4	23.19
3.	Ryan Lindley	at Wyoming*, Oct. 30, 2010	16	32	2	365	3	22.81
4.	Ryan Lindley	vs. Utah State, Sept. 25, 2010	17	24	1	362	3	21.29
5.	Billy Blanton	at California, Sept. 14, 1996	22	40	1	438	4	19.91
6.	Adam Hall	vs. Brigham Young*, Oct. 4, 2003	18	34	1	352	3	19.56
7.	Lon Sheriff	vs. UNLV*, Nov. 25, 2000	17	32	1	328	1	19.29
8.	Quinn Kaehler	vs. Air Force*, Nov. 21, 2014	17	30	1	326	1	19.18
9.	Billy Blanton	at UNLV*, Nov. 16, 1996	21	32	0	395	3	18.81
10.	Jack Hawley	at Kansas, Sept. 25, 1999	19	24	0	343	3	18.05

■ Individual Passing Streaks Leaders

MOST CONSECUTIVE PASS ATTEMPTS W/OUT INT. / SINCE 2012

Pl.	Player	Dates	Gms. Covered	Gms. w/Out INT.	Streak
1.	Maxwell Smith	Sept. 12, 2015 - Nov. 28, 2015	11	9	164
2.	Quinn Kaehler	Nov. 9, 2013 - Nov. 23, 2013	3	1	93
3.	Ryan Katz	Sept. 1, 2012 - Sept. 29, 2012	4	2	88
4.	Christian Chapman	Sept. 12, 2015 - Sept. 10, 2016	15	13	87
5.	Christian Chapman	Sept. 17, 2016 - Oct. 21, 2016	5	3	80
6.	Quinn Kaehler	Sept. 28, 2013 - Oct. 10, 2013	3	1	77
7.	Quinn Kaehler	Nov. 1, 2014 - Nov. 15, 2014	3	1	69
8.	Christian Chapman	Nov. 5, 2016 - Nov. 26, 2016	4	2	68
9.	Quinn Kaehler	Nov. 30, 2013 - Aug. 30, 2014	3	1	67
10.	Ryan Katz	Sept. 29, 2012 - Oct. 20, 2012	4	2	58

	Christian Chapman	Dec. 3, 2016 - current	2	1	23

SAN DIEGO STATE RECORD:

1.	Dan McGwire	Sept. 15, 1990 - Oct. 13, 1990	5	3	178
----	-------------	--------------------------------	---	---	-----

MOST CONSECUTIVE COMPLETIONS/SINCE 2012

Pl.	Player	Dates	Streak
1.	Quinn Kaehler	Aug. 30, 2014 - Sept. 6, 2014	11
2.	Maxwell Smith	Oct. 10, 2015 - Oct. 17, 2015	10
3.	Christian Chapman	Oct. 8, 2016 - Oct. 14, 2016	9
	Christian Chapman	Oct. 1, 2016 - Oct. 1, 2016	9
	Adam Dingwell	Nov. 24, 2012 - Nov. 24, 2012	9
6.	Maxwell Smith	Nov. 14, 2015 - Nov. 21, 2015	8
7.	Christian Chapman	Oct. 21, 2016 - Oct. 21, 2016	7
	Quinn Kaehler	Nov. 16, 2013 - Nov. 23, 2013	7
	Adam Dingwell	Nov. 24, 2012 - Nov. 24, 2012	7
	Adam Dingwell	Oct. 27, 2012 - Oct. 27, 2012	7

9.	Don Horn, 1965-66	39
10.	Tim Gutierrez, 1992-93-94	36
	Mark Halda, 1977-78-79-80	36

■ QB Starts

CAREER

Pl.	Player, Season	Games Started
1.	Ryan Lindley, 2008-09-10-11	49
2.	Todd Santos, 1984-85-86-87	45
3.	Kevin O'Connell, 2004-05-06	33
4.	Billy Blanton, 1993-94-95-96	28
5.	David Lowery, 1991-92-93	24
6.	Dan McGwire, 1989-90	23
7.	Quinn Kaehler, 2013-14	22
	Brian Sipe, 1969-70-71	22
9.	Lon Sheriff, 1999-00-01-02	21
	Dennis Shaw, #1968-69	21

Christian Chapman, 2015-16 16
- Shaw's 1968 Division II season stats are included

CONSECUTIVE STARTS

Pl.	Player, Dates	Games Started
1.	Ryan Lindley, Oct. 18, 2008-Dec. 17, 2011	44
2.	Billy Blanton, Oct. 15, 1994-Nov. 28, 1996	28
3.	Dan McGwire, Sept. 2, 1989-Dec. 1, 1990	23
4.	David Lowery, Oct. 5, 1991-Sept. 18, 1993	22
	Brian Sipe, Sept. 12, 1970-Dec. 4, 1971	22
6.	Dennis Shaw, Sept. 14, 1968-Nov. 29, 1969	20
7.	Craig Penrose, Oct. 12, 1974-Nov. 22, 1975	19
8.	Kevin O'Connell, Oct. 23, 2004-Aug. 31, 2006	17
	Todd Santos, Oct. 18, 1985-Nov. 27, 1986	17
	Mark Halda, Sept. 16, 1978-Oct. 20, 1979	17

Christian Chapman, Dec. 5, 2015-current 16

CAREER VICTORIES

Pl.	Player, Dates	Wins
1.	Ryan Lindley, 2008-09-10-11	23
2.	Todd Santos, 1984-85-86-87	22
3.	Dennis Shaw, #1968-69	20
4.	Billy Blanton, 1993-94-95-96	18
5.	Brian Sipe, 1969-70-71	15
6.	Quinn Kaehler, 2013-14	14
	Craig Penrose, 1974-75	14
8.	Christian Chapman, 2015-16	13
	David Lowery, 1991-92-93	13
	Joe Davis, 1976-77	13
11.	Kevin O'Connell, 2004-05-06-07	12
	Dan McGwire, 1989-90	12

- Shaw's 1968 Division II season stats are included

CAREER WINNING PERCENTAGE

(minimum 15 career starts)

Pl.	Player, Dates	W-L-T	Pct.
1.	Dennis Shaw, #1968-69	20-0-1	.976
2.	Christian Chapman, 2015-16	13-3-0	.813
3.	Craig Penrose, 1974-75	14-5-1	.725
4.	Brian Sipe, 1969-70-71	15-7-0	.682
5.	Billy Blanton, 1993-94-95-96	18-10-0	.643
6.	Quinn Kaehler, 2013-14	14-8-0	.636

- Shaw's 1968 Division II season stats are included

■ Top Performances

500-Yard Performances By Player (9 Total; 7 Players) - Adam Hall 2, Dan McGwire 2, Ryan Lindley 1, David Lowery 1, Mark McKay 1, Todd Santos 1, Dennis Shaw 1.

400-Yard Performances By Player (34 Total; 14 Players) - Dan McGwire 5, Todd Santos 5, Ryan Lindley 4, Tim Gutierrez 3, Dennis Shaw 3, Billy Blanton 2, Jesse Freitas 2, Adam Hall 2, Matt Kofler 2, Kevin O'Connell 2, David Lowery 1, Mark McKay 1, Lon Sheriff 1, Brian Sipe 1.

Most 400-Yard Performances in a Season - 3 by Dan McGwire in 1990.

300-Yard Performances By Player (123 Total; 23 Players) - Todd Santos 17, Ryan Lindley 14, Dan McGwire 13, Billy Blanton 12, Tim Gutierrez 7, Brian Sipe 7, Adam Hall 6, David Lowery 6, Jesse Freitas 5, Matt Kofler 5, Mark McKay 5, Dennis Shaw 5, Kevin O'Connell 4, Lon Sheriff 4, Quinn Kaehler 3, Joe Davis 2, Don Horn 2, Rod Dowhower 1, Mark Halda 1, Jack Hawley 1, Rick Hansen 1, Kevin McKechnie 1, Craig Penrose 1.

300-YARD PASSING GAMES

Rk.	Player	Yards	Opponent	Date
1.	David Lowery	568	Brigham Young*	11-16-91
2.	Todd Santos	536	Stanford	10-17-87
3.	Dan McGwire	530	at New Mexico*	11-17-90
4.	Ryan Lindley	528	(25) Utah*	11-20-10
5.	Dennis Shaw	524	Southern Mississippi	11-9-68
6.	Adam Hall	516	Arizona State	9-14-02
7.	Mark McKay	513	at Hawai'i*	11-6-82
8.	Dan McGwire	510	at Utah*	9-30-89
9.	Adam Hall	506	at Idaho	9-21-02
10.	Dennis Shaw	463	Pacific*	11-8-69
11.	Todd Santos	462	Utah*	9-12-87
12.	Matt Kofler	460	UTEP*	11-21-81
13.	Ryan Lindley	459	at Colorado State*	10-24-09
14.	Jesse Freitas	450	at Fresno State*	11-17-73
15.	Tim Gutierrez	449	at Fresno State*	11-20-93
16.	Billy Blanton	447	Fresno State*	11-26-94
17.	Matt Kofler	444	(12) Iowa State	10-10-81
18.	Kevin O'Connell	443	Portland State	9-22-07
19.	Dennis Shaw	441	New Mexico State	11-15-69
20.	Brian Sipe	439	Utah State	10-22-71
21.	Billy Blanton	438	at California	9-14-96
22.	Todd Santos	434	Long Beach State	10-24-87
23.	Ryan Lindley	433	Idaho	9-27-08
24.	Dan McGwire	429	Hawai'i*	11-10-90
25.	Jesse Freitas	427	at San José State*	11-3-73
26.	Dan McGwire	426	New Mexico*	11-4-89
27.	Todd Santos	423	New Mexico*	11-23-85
28.	Kevin O'Connell	421	at Hawai'i	12-3-05
	Tim Gutierrez	421	Air Force*	10-1-94
30.	Lon Sheriff	420	at Hawai'i	12-7-02
31.	Tim Gutierrez	419	at Utah*	10-30-93
32.	Todd Santos	418	Colorado State*	10-20-84
33.	Dan McGwire	415	at Wyoming*	10-6-90
34.	Ryan Lindley	413	vs. Louisiana	12-17-11
35.	Todd Santos	398	Oregon	10-26-85
36.	Billy Blanton	395	Fresno State*	11-23-96
	Billy Blanton	395	at UNLV*	11-16-96
38.	Lon Sheriff	393	(24) Colorado State*	10-28-00
39.	Todd Santos	391	Colorado State*	11-14-87
40.	Ryan Lindley	387	UNLV*	11-22-08
	David Lowery	387	Fresno State*	11-21-92
	Dennis Shaw	387	North Texas	11-22-69
	Don Horn	387	Cal State Los Angeles*	11-26-66
44.	Matt Kofler	386	vs. Air Force*	11-29-81
45.	Kevin O'Connell	384	at Air Force*	11-17-07
46.	Rick Hansen	382	Oklahoma State	11-27-82
47.	Billy Blanton	376	at Brigham Young*	9-16-95
48.	Tim Gutierrez	375	Minnesota	9-25-93
49.	Rod Dowhower	374	Fresno State	10-31-64
50.	Todd Santos	373	New Mexico*	11-21-87
	Todd Santos	373	at Hawai'i*	10-31-87



Craig Penrose	373	New Mexico State	10-18-75
53. David Lowery	372	UTEP*	10-17-92
54. Kevin McKechnie	371	Navy	9-5-97
55. Brian Sipe	370	Iowa State	11-28-70
56. Kevin O'Connell	366	vs. TCU*	11-24-07
Billy Blanton	366	(16) Wyoming*	11-7-96
58. Ryan Lindley	365	at Wyoming*	10-30-10
59. Brian Sipe	363	Arizona	11-20-71
60. Ryan Lindley	362	Utah State	9-25-10
Dan McGwire	362	at (4) Brigham Young*	9-22-90
62. Dan McGwire	361	at Air Force*	9-2-89
63. Adam Hall	359	at (17) Colorado State*	9-7-02
Matt Kofler	359	at Colorado State*	9-12-81
65. Todd Santos	358	at New Mexico*	9-27-86
66. Todd Santos	356	at Colorado State*	11-1-86
67. Billy Blanton	355	Fresno State*	10-14-95
68. Ryan Lindley	352	Cal Poly	8-30-08
Adam Hall	352	Brigham Young*	10-4-03
70. Todd Santos	351	at Wyoming*	11-9-85
71. Ryan Lindley	350	(10) Boise State*	11-19-11
Tim Gutierrez	350	(25) UCLA	9-30-93
Dennis Shaw	350	at West Texas State	10-11-69
74. Don Horn	346	at Weber State	9-24-66
75. David Lowery	345	(23) Hawaii*	11-14-92
Matt Kofler	345	at UNLV	11-14-81
77. Dan McGwire	344	UTEP*	11-24-90
78. Jack Hawley	343	at Kansas	9-25-99
Billy Blanton	343	at San José State*	11-2-96
Dan McGwire	343	at UCLA	10-13-90
Dan McGwire	343	Air Force*	9-29-90
82. Quinn Kaehler	341	at (21) North Carolina	9-6-14
Ryan Lindley	341	at UNLV*	11-28-09
84. Ryan Lindley	338	UNLV*	11-27-10
85. Quinn Kaehler	337	(18) Fresno State*	10-26-13
Brian Sipe	337	North Texas	12-4-71
87. Adam Hall	335	at Wyoming*	10-19-02
88. Mark McKay	331	at UTEP*	9-24-83
89. Todd Santos	330	Long Beach State	9-6-86
90. Todd Santos	329	at Oregon	9-26-87
91. Lon Sheriff	328	UNLV*	11-25-00
Billy Blanton	328	New Mexico*	11-4-95
Mark Haida	328	at Long Beach State*	10-28-78
94. Quinn Kaehler	326	Air Force*	11-21-14
95. Joe Davis	325	at San José State	11-26-77
96. David Lowery	323	at (21) California	9-11-93
Dan McGwire	323	(2) Miami (Fla.)	12-1-90
98. Billy Blanton	321	at Hawaii*	11-18-95
Jesse Freitas	321	North Texas	11-24-73
100. Todd Santos	320	Stanford	10-5-85
101. Ryan Lindley	319	at New Mexico State	9-11-10
102. Adam Hall	319	UNLV*	10-26-02
Dan McGwire	319	at (20) Hawaii*	10-7-89
104. Brian Sipe	318	Southern Mississippi	10-10-70
105. Lon Sheriff	317	at Wyoming*	10-7-00
Mark McKay	317	at Colorado State*	10-15-83
107. Tim Gutierrez	314	California	9-10-94
Mark McKay	314	New Mexico*	10-16-82
Joe Davis	314	at Pacific	11-5-77
110. Mark McKay	312	Wyoming*	11-12-83
111. Ryan Lindley	311	at Wyoming*	11-1-08
Billy Blanton	311	Colorado State*	11-25-95
Todd Santos	311	at Hawaii*	10-27-84
114. Brian Sipe	310	Brigham Young	10-3-70
115. David Lowery	308	at Utah*	10-21-91
Jesse Freitas	308	Florida State	10-27-73
117. Dan McGwire	307	Cal State Fullerton	9-23-89
118. Billy Blanton	306	Idaho	9-7-96
Todd Santos	306	at Utah*	9-13-86
120. Tim Gutierrez	304	Colorado State*	10-16-93
Brian Sipe	304	Iowa State	11-27-71
122. Ryan Lindley	303	Nicholls State	9-4-10
123. Jesse Freitas	303	Iowa State	12-1-73

CONSECUTIVE 300-YARD PASSING GAMES

Date	Opponent	A-C-I	TDs	Yards
Billy Blanton - 4				
11-2-96	at San José State*	32-22-0	4	343
11-7-96	Wyoming*	44-33-2	2	366
11-16-96	at UNLV*	32-21-0	3	395
11-23-96	Fresno State*	34-25-1	2	395
Billy Blanton - 4				
11-18-95	at Hawaii*	26-16-0	2	321
11-25-95	Colorado State*	48-33-2	1	311
9-7-96	Idaho	30-19-0	2	306
9-14-96	at California	40-22-1	4	438
Dan McGwire - 4				
11-10-90	Hawaii*	36-23-1	2	429
11-17-90	at New Mexico*	49-33-2	2	530
11-24-90	UTEP*	38-26-0	0	344
12-1-90	(2) Miami	53-32-1	2	323
Dan McGwire - 4				
9-22-90	at Brigham Young*	59-32-0	3	362
9-29-90	Air Force*	29-19-0	3	343
10-6-90	at Wyoming*	42-27-0	5	415
10-13-90	at UCLA	46-23-1	3	343
Ryan Lindley - 3				
11-28-09	at UNLV*	45-25-2	1	341
9-4-10	Nicholls State	26-17-0	2	303
9-11-10	at New Mexico State	42-20-0	1	319
Adam Hall - 3				
9-7-02	at Colorado	59-39-0	0	359
9-14-02	Arizona State	60-32-1	3	516
9-21-02	at Idaho	49-29-0	5	506
Dan McGwire - 3				
9-23-89	Cal State Fullerton	26-17-2	2	307
9-30-89	at Utah*	37-24-1	2	510
10-7-89	at (20) Hawaii*	41-23-1	1	319
Todd Santos - 3				
10-17-87	Stanford	60-40-1	5	536
10-24-87	Long Beach State	40-26-1	3	434
10-31-87	at Hawaii*	40-29-2	1	373
Matt Kofler - 3				
11-14-81	at UNLV*	34-20-0	2	345
11-21-81	at UTEP*	43-31-2	5	460
11-29-81	vs. Air Force*	57-33-0	2	386
Jesse Freitas - 3				
11-17-73	at Fresno State*	42-33-0	4	450
11-24-73	North Texas	32-23-2	4	321
12-1-73	Iowa State	28-19-1	3	303
Dennis Shaw - 3				
11-8-69	Pacific*	38-25-0	7	463
11-15-69	New Mexico State	42-26-3	9	441
11-22-69	North Texas	46-28-5	3	387

3,000-YARD PASSING SEASONS

Date	Opponent	A	C	I	Yds.	TD
Dennis Shaw, 1969						
S.27	Cal State L.A.*	36	22	0	251	3
O.4	at San José State*	25	16	1	235	5
O.11	at West Texas State	37	19	4	350	2
O.18	at UT Arlington	28	14	5	262	1
O.25	UC Santa Barbara*	21	13	0	241	4
N.1	at Fresno State*	32	17	3	278	3
N.8	Pacific*	38	25	2	463	7
N.15	New Mexico State	42	26	3	441	9
N.22	North Texas	46	28	5	387	3
N.29	Long Beach State* (3K)	29	18	3	267	2
TOTALS (10 games)						
		334	198	26		
					3,175	39
Pasadena Bowl (Pasadena, Calif.)						
D.6	vs. Boston University	29	16	3	219	1
TOTALS (11 games)						
		363	214	29		
					3,394	40

300-YARD PASSING GAMES AGAINST MOUNTAIN WEST OPPONENTS

Opponent	300-Yard Gms.	High	Last
Air Force	6	421, Tim Gutierrez, 10-1-94 (H)	326, Quinn Kaehler, 11-21-14 (H)
Boise State	1	350, Ryan Lindley, 11-9-11 (H)	350, Ryan Lindley, 11-9-11 (H)
Colorado State	8	418, Todd Santos, 10-20-84 (H)	393, Lon Sheriff, 10-28-00 (H)
Fresno State	8	450, Jesse Freitas, 11-17-73 (A)	337, Quinn Kaehler, 10-26-13 (H)
Hawaii	9	513, Mark McKay, 11-6-82 (A)	421, Kevin O'Connell, 12-3-05 (A)
Nevada	0		
New Mexico	7	530, Dan McGwire, 11-17-90 (A)	328, Billy Blanton, 11-4-95 (H)
San José State	3	427, Jesse Freitas, 11-3-73 (A)	343, Billy Blanton, 11-2-96 (A)
UNLV	7	395, Billy Blanton, 11-16-96 (A)	338, Ryan Lindley, 11-27-10 (H)
Utah State	2	439, Brian Sipe, 10-22-71 (H)	362, Ryan Lindley, 9-25-10 (H)
Wyoming	8	415, Dan McGwire, 10-6-90 (A)	365, Ryan Lindley, 10-30-10 (A)

300-YARD PASSING GAMES VS. 2017 NON-CONFERENCE OPPONENTS

Opponent	300-Yard Gms.	High	Last
Arizona State	1	516, Adam Hall, 9-14-02 (H)	516, Adam Hall, 9-14-02 (H)
Northern Illinois	0		
Stanford	2	536, Todd Santos, 10-17-87 (H)	536, Todd Santos, 10-17-87 (H)
UC Davis	0		

Matt Kofler, 1981

Date	Opponent	A	C	I	Yds.	TD
S.12	at Colorado State*	52	35	3	359	2
S.26	at Oklahoma State	36	23	1	236	2
O.3	at New Mexico*	19	11	1	122	0
O.10	Iowa State	45	32	0	444	4
O.17	Brigham Young*	33	19	1	214	0
O.24	Hawaii*	31	17	2	253	1
O.31	at Utah*	45	20	2	231	2
N.7	Wyoming*	41	22	3	287	1
N.14	at UNLV	34	20	0	345	2
N.21	UTEP*	43	31	2	460	5
Mirage Bowl (Japan, regular season game)						
N.29	vs. Air Force* (3K)	57	33	0	386	2
TOTALS (11 games)						
		436	263	15		
					3,337	21

Todd Santos, 1987

Date	Opponent	A	C	I	Yds.	TD
S.5	at UCLA	42	22	2	186	2
S.12	Utah*	42	35	1	462	4
S.19	at Air Force*	40	20	0	258	1
S.26	at Oregon	47	26	1	329	2
O.3	at Wyoming*	35	16	2	150	0
O.10	UTEP*	37	21	0	192	2
O.17	Stanford	60	40	1	536	5
O.24	Long Beach State	40	26	1	434	3
O.31	at Hawaii*	40	29	2	373	1
N.7	at Brigham Young* (3K)	38	19	3	248	1
N.14	Colorado State*	40	29	0	391	2
N.21	New Mexico*	31	23	2	373	3
TOTALS (12 games)						
		492	306	15		
					3,932	26

Dan McGwire, 1989

Date	Opponent	A	C	I	Yds.	TD
S.2	at Air Force*	46	30	2	361	2
S.16	UCLA	48	27	1	286	0
S.23	Cal State Fullerton	26	17	2	307	2
S.30	at Utah*	37	24	1	510	2
O.7	at Hawaii*	41	23	1	319	1
O.14	Long Beach State	42	24	0	299	2
O.21	Pacific	28	18	1	227	2
O.28	at UTEP*	35	20	6	282	1
N.4	New Mexico* (3K)	39	25	1	426	2
N.11	Wyoming*	36	18	0	256	1
N.18	at Miami	41	18	3	163	0
N.25	Brigham Young*	21	14	1	215	1
TOTALS (12 games)						
		440	258	19		
					3,651	16

Dan McGwire, 1990

Date	Opponent	A	C	I	Yds.	TD
S.8	at Oregon	40	20	0	223	2
S.15	Long Beach State	24	13	1	235	1
S.22	at Brigham Young*	59	32	0	362	3
S.29	Air Force*	29	19	0	343	3
O.6	at Wyoming*	42	27	0	415	5
O.13	at UCLA	46	23	1	343	3
N.3	Utah*	32	22	1	286	4
N.10	Hawaii*	36	23	1	429	2
N.17	at New Mexico* (3K)	49	33	2	530	2
N.24	UTEP*	38	26	0	344	0
D.1	Miami	53	32	1	323	2
TOTALS (11 games)						
		448	270	7		
					3,833	27

Tim Gutierrez, 1993

Date	Opponent	A
------	----------	---



■ Annual Passing Leaders

Year	Player	Cl.	NR	CR	A	C	I	Yds.	TDs	Pct.	Eff.
1947	Art Filson	So.			49	19	0	363	1	38.8	107.7
1948	John Simcox	Sr.			103	49	7	665	9	47.6	117.1
1949	Leon Parma	Jr.			87	40	11	603	9	46.0	113.1
1950	Leon Parma	Sr.			103	49	11	732	7	47.6	108.3
1951	Jesse Thompson	Sr.			155	86	5	1,304	13	55.5	147.4
1952	Paul Held	Jr.			194	82	14	1,062	12	42.3	94.2
1953	Paul Held	Sr.			98	39	11	603	4	39.8	82.5
1954	Bill Richardson	So.			60	27	4	251	3	45.0	83.3
1955	Don Magee	So.			123	66	12	792	4	53.7	99.0
1956	Robert Moneymaker	Jr.			65	25	6	433	3	38.5	91.2
1957	Joe Duke	So.			121	49	8	719	4	40.5	88.1
1958	Joe Duke	Jr.			150	62	12	787	7	41.3	84.8
1959	Joe Duke	Sr.			132	63	14	698	6	47.7	85.9
1960	Russ Boehmke	So.			74	37	8	293	2	50.0	70.6
1961	Harry Korsmeier	Jr.			72	35	3	547	4	48.6	122.4
1962	Wayne Sevier	Sr.			62	40	4	578	5	66.7	156.5
1963	Rod Dowhower	Jr.			120	58	6	1,136	11	48.3	148.1
1964	Rod Dowhower	Sr.			193	101	9	1,728	22	52.3	155.8
1965	Don Horn	Jr.			206	123	11	1,688	21	59.7	151.5
1966	Don Horn	Sr.			253	134	14	2,234	18	53.0	139.6
1967	Thom Williams	Jr.			103	59	3	945	7	57.3	151.0
1968	Dennis Shaw	Jr.			240	134	15	2,139	19	55.8	144.3
1969	Dennis Shaw	Sr.	1	1	335	199	26	3,185	39	59.4	162.2
1970	Brian Sipe	Jr.			337	195	20	2,618	23	57.9	133.8
1971	Brian Sipe*	Sr.			369	196	21	2,532	17	53.1	114.6
1972	Jesse Freitas	Jr.			171	97	14	1,200	7	56.6	12.8
1973	Jesse Freitas*	Sr.	1	1	347	227	17	2,993	21	65.4	148.0
1974	Craig Penrose	Jr.			235	132	9	1,683	10	56.3	122.7
1975	Craig Penrose*	Sr.			349	198	24	2,660	15	56.7	121.2
1976	Tom Craft	Jr.			109	75	1	809	2	68.8	135.4
1977	Joe Davis	Sr.			290	174	12	2,360	24	60.0	147.4
1978	Mark Halda	So.			358	205	14	2,262	14	57.3	115.4
1979	Mark Halda	Jr.			234	123	17	1,684	10	52.6	112.6
1980	Matt Kofler	Jr.			179	99	9	1,139	3	55.3	104.2
1981	Matt Kofler	Sr.			436	262	15	3,337	21	60.1	133.4
1982	Mark McKay	Jr.			250	142	9	1,985	11	56.8	130.8
1983	Mark McKay	Sr.			337	187	20	2,490	13	55.5	118.4
1984	Todd Santos	Fr.	6		285	160	14	2,063	9	56.1	117.5
1985	Todd Santos	So.	3		357	226	17	2,877	21	63.3	140.9
1986	Todd Santos	Jr.	4		350	218	11	2,553	14	62.3	130.5
1987	Todd Santos	Sr.	7	1	492	306	15	3,932	26	62.2	140.7
1988	Brad Platt	Sr.			226	130	10	1,466	3	57.5	107.5
1989	Dan McGwire	Jr.	4		440	258	19	3,651	16	58.6	131.7
1990	Dan McGwire	Sr.	2		449	270	7	3,833	27	60.1	148.6
1991	David Lowery	So.	3		311	176	12	2,575	19	56.6	138.6
1992	David Lowery	Jr.	5		366	191	11	2,632	21	52.2	125.5
1993	Tim Gutierrez	Jr.	11	3	341	208	10	3,033	24	61.0	153.1
1994	Billy Blanton	So.			178	112	6	1,586	15	62.9	158.8
1995	Billy Blanton	Jr.	12	5	389	243	14	3,300	23	62.5	146.0
1996	Billy Blanton	Sr.	3	2	344	227	5	3,221	29	66.0	169.6
1997	Kevin McKechnie	Sr.			179	107	6	1,449	10	59.8	139.5
1998	Brian Russell	So.	9		230	123	7	1,438	8	53.5	111.39
1999	Jack Hawley	Jr.	48	7	266	145	10	1,942	15	54.5	126.93
2000	Lon Sheriff	Jr.	68	6	290	155	11	2,163	6	53.4	115.34
2001	Lon Sheriff	Sr.	6		236	111	12	1,295	3	47.0	87.15
2002	Adam Hall	Jr.	37	1	452	272	9	3,253	17	60.2	129.06
2003	Adam Hall	Sr.	91	8	206	105	9	1,320	5	51.0	103.08
2004	Matt Diugolecki	Jr.	94	5	203	123	8	1,349	6	60.6	118.28
2005	Kevin O'Connell	So.	34	4	375	233	12	2,663	19	62.1	132.10
2006	Kevin Craft	Fr.			121	69	6	737	4	57.0	109.18
2007	Kevin O'Connell	Sr.	68	6	439	257	8	3,063	15	58.5	124.78
2008	Ryan Lindley	Fr.	80	7	427	242	9	2,653	16	56.7	117.01
2009	Ryan Lindley	So.	22	2	439	239	16	3,054	23	54.7	123.45
2010	Ryan Lindley	Jr.	21	2	421	243	14	3,830	28	57.7	149.43
2011	Ryan Lindley	Sr.	76	4	447	237	8	3,153	23	53.0	125.67
2012	Ryan Katz	Sr.			163	99	4	1,348	13	60.7	151.61
2013	Quinn Kaehler	Jr.	54	9	389	232	9	3,007	19	59.6	136.10
2014	Quinn Kaehler	Sr.	88	8	307	169	12	2,157	9	55.0	115.92
2015	Maxwell Smith	Sr.			200	110	2	1,529	13	55.0	138.67
2016	Christian Chapman	So.	24	3	251	153	6	1,994	20	61.0	149.20

* - Player led the country in per game completions, the stat used by the NCAA to rank quarterbacks that season.
NR - national ranking in passing efficiency. CR - conference ranking in passing efficiency.

Billy Blanton, 1996							Sr.	
Date	Opponent	A	C	I	Yds.	TD		
S.7	Idaho	30	19	0	306	2		
S.14	at California	40	22	1	438	4		
S.21	Oklahoma	26	18	1	258	5		
O.11	Hawaii*	21	16	0	159	2		
O.19	at New Mexico*	25	15	0	260	2		
O.26	at Colorado State*	32	18	0	138	1		
N.2	at San José State*	32	22	0	307	4		
N.7	Wyoming*	44	33	2	366	2		
N.16	at UNLV*	32	21	0	395	3		
N.23	Fresno State* (3K)	34	25	1	395	2		
N.28	Air Force*	27	18	0	199	2		
TOTALS (11 games)		343-227-5						
		3,221					29	

Ryan Lindley, 2011							Sr.	
Date	Opponent	A	C	I	Yds.	TD		
S.3	Cal Poly	27	15	0	203	4		
S.10	at Army	18	8	0	146	1		
S.17	Washington State	37	21	1	273	2		
S.24	at (22) Michigan	48	23	0	253	1		
O.8	TCU*	41	15	3	201	2		
O.13	at Air Force*	21	15	0	209	2		
O.29	Wyoming*	27	13	1	247	2		
N.5	New Mexico*	24	16	0	271	0		
N.12	at Colorado State*	35	19	1	154	1		
N.19	(10) Boise State*	51	30	1	350	3		
N.26	at UNLV*	29	13	1	152	2		
D.3	Fresno State	40	21	0	281	0		
TOTALS (12 games)		398-209-8						

Adam Hall, 2002							Jr.		
Date	Opponent	A	C	I	Yds.	TD			
A.29	at Fresno State	37	25	1	240	0			
S.7	at (17) Colorado	59	39	0	359	0			
S.14	Arizona State	60	32	1	516	3			
S.21	at Idaho	49	29	0	506	5			
S.28	UCLA	34	16	2	183	1			
O.12	Utah*	39	26	1	294	2			
O.19	at Wyoming*	33	22	1	335	1			
O.26	UNLV*	45	28	1	319	2			
N.2	at Brigham Young*	46	26	1	228	1			
N.9	at New Mexico* (3K)	35	18	1	153	0			
N.15	(17) Colorado State*	15	11	0	120	1			
N.23	at Air Force*	injured							
D.7	at Hawai'i	injured							
TOTALS (11 games)		452-272-9		3,253		16			

R+L Carriers NO Bowl (New Orleans, La.)								
D.17	vs. Louisiana	49	28	0	413	3		
TOTALS (13 games)		447-237-8		3,153		23		

Quinn Kaehler, 2013							Jr.	
Date	Opponent	A	C	I	Yds.	TD		
A.31	Northern Arizona	Did Not Play						
S.7	at (3) Ohio State	36	22	1	216	1		
S.21	Oregon State	25	16	2	251	2		
S.26	at New Mexico State	34	22	0	229	0		
O.4	Nevada*	32	23	0	286	3		
O.10	at Air Force*	21	15	1	249	3		
O.26	Fresno State*	26	15	1	337	0		
N.2	New Mexico*	21	16	0	207	2		
N.9	at San Jose State*	31	18	1	235	2		
N.16	at Hawai'i*	34	17	0	265	1		

Ryan Lindley, 2009						So.			
Date	Opponent	A	C	I	Yds.	TD			
S.5	at UCLA	45	18	3	238	2			
S.12	Southern Utah	30	20	0	287	2			
S.19	at Idaho	35	21	1	200	1			
S.26	at Air Force*	41	25	4	284	2			
O.3	New Mexico State	27	7	1	123	1			
O.17	Brigham Young*	33	21	1	298	3			
O.24	at Colorado State*	43	29	0	459	6			
O.31	New Mexico*	38	22	0	253	3			
N.7	TCU*	34	16	2	164	1			
N.14	Wyoming*	29	18	0	200	0			
N.21	at Utah*	37	17	2	207	1			
N.28	at UNLV* (3K)	45	25	2	341	1			
TOTALS (12 games)		437-239-16							

N.23	at Boise State	57	23	2	300	2
N.30	at UNLV*	46	24	2	239	1
TOTALS (12 games)		361-217-9				
		2,796 17				
Famous Idaho Potato Bowl (Boise, Idaho)						
D.21	vs. Buffalo (3K)	28	15	0	211	2
TOTALS (13 games)		389-232-9				
		3,007 19				

		3,054	23
--	--	-------	----

Ryan Lindley, 2010						Jr.
Date	Opponent	A	C	I	Yds.	TD
S.4	Nicholls State	26	17	0	303	2
S.11	at New Mexico State	42	20	0	319	1
S.18	at Missouri	44	20	1	190	0
S.25	Utah State	24	17	1	362	3
O.9	at Brigham Young*	34	20	1	220	3
O.16	(23) Air Force*	26	14	1	247	1
O.23	at New Mexico*	37	18	1	249	2
O.30	at Wyoming*	32	16	2	365	3
N.6	Colorado State*	23	14	2	171	1
N.13	at (3) TCU*	26	11	2	262	2
N.20	(25) Utah (3K)	54	36	3	528	4
N.27	UNLV	30	22	0	338	4
TOTALS (12 games)		398-225-14				

Receiving



SEVEN STRAIGHT BOWL GAME APPEARANCES ► 21 CONFERENCE CHAMPIONSHIPS

Bold indicates record set by a current Aztec or last year
* - Indicates conference game

■ Individual Records

Most Receptions

Game: 18, J.R. Tolver at Hawai'i, 12/7/02
Season: 128, J.R. Tolver, 2002
Career: 262, J.R. Tolver, 1999-00-01-02

Most Receptions Per Game

Season: 9.8, J.R. Tolver, 2002
Career: 6.4, Will Blackwell, 1994-95-96
(min. 15 gms.)

Most Receptions By Senior

Game: 18, J.R. Tolver at Hawai'i, 12/7/02
Season: 128, J.R. Tolver, 2002

Most Receptions By Junior

Game: 16, Tim Delaney vs. New Mexico State, 11/15/69
Season: 85, Tim Delaney, 1969

Most Receptions By Sophomore

Game: 15, Will Blackwell at Brigham Young*, 9/16/95
Season: 86, Will Blackwell, 1995

Most Receptions By Freshman

Game: 10, Will Blackwell vs. Fresno State*, 11/26/94
Season: 51, Will Blackwell, 1994

Most Yards

Game: 363, Tom Nettles vs. Southern Mississippi, 11/9/68
Season: 1,785, J.R. Tolver, 2002
Career: 3,572, J.R. Tolver, 1999-00-01-02

Most Yards Per Game

Season: 137.3, J.R. Tolver, 2002
Career: 93.4, Will Blackwell, 1994-95-96
(min. 15 gms.)

Most Yards By Senior

Game: 363, Tom Nettles vs. Southern Mississippi, 11/9/68
Season: 1,785, J.R. Tolver, 2002

Most Yards By Junior

Game: 289, Gary Garrison vs. Fresno State*, 10/31/64
Season: 1,392, Patrick Rowe, 1990

Most Yards By Sophomore

Game: 274, Darnay Scott vs. UTEP*, 10/17/92
Season: 1,207, Will Blackwell, 1995

Most Yards By Freshman

Game: 243, Darnay Scott vs. Brigham Young*, 11/16/91
Season: 727, Darnay Scott, 1991

Most Touchdowns

Game: 6, Tim Delaney vs. New Mexico State, 11/15/69
Season: 18, Tom Reynolds, 1969
Career: 26, Gary Garrison, 1964-65

Most Yards Per Reception

Game: 37.3 (6), Brett Swain vs. Portland State, 9/22/07 (min. 5 rec.)
Season: 25.2 (31), Derrick Lewis, 2000 (min. 30 rec.)
Career: 20.4 (85), Derrick Lewis, 1999-00-01 (min. 50 rec.)

100-YARD GAMES/SEASON

Rk	Player, Season	Games
1.	Patrick Rowe, 1990	9
2.	Kassim Osgood, 2002	8
	J.R. Tolver, 2002	8
	Dennis Arey, 1990	8
5.	Webster Slaughter, 1985	7
	Gary Garrison, 1964	7
7.	Vincent Brown, 2010	6
	DeMarco Sampson, 2010	6
	Jeff Webb, 2005	6
	Will Blackwell, 1995	6
	Darnay Scott, 1993	6
	Jim Sandusky, 1983	6
	Dwight McDonald, 1974	6
	Tom Nettles, 1968	6

100-YARD GAMES/CAREER

Pl.	Player, Seasons	Games
1.	Vincent Brown, 2007-08-09-10	13
	J.R. Tolver, 1999-00-01-02	13
3.	Jeff Webb, 2001-03-04-05	12
	Will Blackwell, 1994-95-96	12
	Darnay Scott, 1991-92-93	12
	Patrick Rowe, 1987-88-90-91	12
	Gary Garrison, 1964-65	12
8.	Az Hakim, 1994-95-96-97	11
9.	Haven Moses, 1966-67	10
10.	Tim Delaney, 1968-69-70	9

■ Receptions

SEASON

Pl.	Player, Season	Rec.
1.	J.R. Tolver, 2002	128
2.	Kassim Osgood, 2002	108
3.	Jeff Webb, 2005	92
4.	Will Blackwell, 1995	86
	Dwight McDonald, 1974	86
6.	Tim Delaney, 1969	85
7.	Webster Slaughter, 1985	82
8.	Craig Scoggins, 1966	81
9.	Monty Gilbreath, 1989	80
10.	Gary Garrison, 1964	78

SENIOR SEASON

Pl.	Player, Season	Rec.
1.	J.R. Tolver, 2002	128
2.	Kassim Osgood, 2002	108
3.	Jeff Webb, 2005	92
4.	Dwight McDonald, 1974	86
5.	Webster Slaughter, 1985	82

JUNIOR SEASON

Pl.	Player, Season	Rec.
1.	Tim Delaney, 1969	85
2.	Gary Garrison, 1964	78
3.	Darnay Scott, 1993	75
4.	Jeff Webb, 2004	71
	Patrick Rowe, 1990	71

SOPHOMORE SEASON

Pl.	Player, Season	Rec.
1.	Will Blackwell, 1995	86
2.	Darnay Scott, 1992	68
3.	Vincent Brown, 2008	64
4.	J.R. Tolver, 2000	62
5.	Colin Lockett, 2011	58

FRESHMAN SEASON

Pl.	Player, Season	Rec.
1.	Will Blackwell, 1995	51
2.	Darnay Scott, 1991	35
3.	Vincent Brown, 2007	31
4.	Gavin Escobar, 2010	29
5.	Dominique Sandifer, 2009	26



J.R. TOLVER

RECEPTIONS/CAREER

Pl.	Player	Seasons	Rec.	Yards	Avg.	TD	Long
1.	J.R. Tolver	1999-00-01-02	262	3,572	13.6	18	71
2.	Jeff Webb	2001-03-04-05	234	2,890	12.4	20	70
3.	Vincent Brown	2007-08-09-10	209	3,110	14.9	23	90
4.	Will Blackwell	1994-95-96	197	2,896	14.7	25	80
5.	Monty Gilbreath	1986-87-88-89	187	2,241	12.0	8	74
6.	Tim Delaney	1968-69-70	180	2,535	14.1	22	48
7.	Darnay Scott	1991-92-93	178	3,139	17.6	25	82
8.	Patrick Rowe	1987-88-90-91	155	2,678	17.3	13	68
9.	Gary Garrison	1964-65	148	2,188	14.8	26	65
10.	Az Hakim	1994-95-96-97	147	2,622	17.8	21	67
11.	DeMarco Sampson	2005-08-09-10	146	2,242	15.4	18	71
12.	Robert Ortiz	2002-03-04-05	137	1,620	11.8	13	61
13.	Brett Swain	2004-05-06-07	133	1,893	14.2	8	80
14.	Colin Lockett	2010-11-12-13	130	2,026	15.6	16	80
15.	Craig Scoggins	1965-66	129	1,809	14.0	16	84
16.	Darius Durham	1979-80-81-82	127	1,988	15.7	11	55
17.	Gavin Escobar	2010-11-12	122	1,646	13.5	17	55
	Webster Slaughter	1984-85	122	1,647	13.5	13	51
19.	Tom Reynolds	1969-71	117	1,955	16.7	25	68
20.	Damon Gourdine	1997-98-99	114	1,370	12.0	12	65
21.	Ezell Ruffin	2012-13-14	111	1,877	16.9	5	75
	Jimmy Raye	1988-89-90	111	1,518	13.7	10	71
	Haven Moses	1966-67	111	2,103	18.9	15	60
24.	Kassim Osgood	2002	108	1,552	14.4	8	87
25.	Vince Warren	1981-82-83-84-85	105	2,164	20.6	14	84
26.	DeAndre Maxwell	1992-93-94-95	104	1,513	14.5	13	56
27.	Chaz Schilens	2005-06-07	103	1,603	15.6	7	97
28.	Dennis Arey	1988-89-90	101	1,714	17.0	12	71
29.	Donnel Pumphrey	2013-14-15-16	100	1,041	10.4	5	40
	Mikah Holder	2014-15-16	56	1,073	19.2	11	86



YARDS RECEIVING/SEASON

Pl.	Name	Cl.	Season	No.	Yds.	TD	Avg.	YPG	GP	1K	TGP	1K
1.	J.R. Tolver	Sr.	2002	128	1,785	13	13.95	137.31	7	7		
2.	Kassim Osgood	Sr.	2002	108	1,552	8	14.37	119.38	9	9		
3.	Patrick Rowe	Jr.	1990	71	1,392	8	19.61	126.55	9	9		
4.	Vincent Brown	Sr.	+2010	69	1,352	10	19.59	104.00	11	11		
5.	Craig Scoggins	Sr.	+1966	85	1,301	8	15.31	118.27	10	10		
6.	Tim Delaney	Jr.	+1969	89	1,300	14	14.61	118.18	9	9		
7.	Gary Garrison	Jr.	1964	78	1,272	15	16.31	127.20	8	8		
8.	Darnay Scott	Jr.	1993	75	1,262	10	16.83	114.73	8	8		
9.	Tom Nettles	Sr.	1968	62	1,227	14	19.79	122.70	8	8		
10.	DeMarco Sampson	Sr.	+2010	67	1,220	8	18.21	93.85	11	11		
11.	Will Blackwell	So.	1995	86	1,207	8	14.03	109.73	10	11		
12.	Haven Moses	Jr.	+1966	62	1,206	10	19.45	109.64	10	10		
13.	Jim Sandusky	Sr.	1983	69	1,171	6	16.97	97.58	10	10		
14.	Dwight McDonald	Sr.	1974	86	1,157	7	13.45	105.18	10	10		
15.	Darnay Scott	So.	1992	68	1,150	9	16.91	104.55	10	10		
16.	Ezell Ruffin	Jr.	+2013	68	1,136	3	16.71	87.38	11	11		
17.	Dennis Arey	Sr.	1990	68	1,118	10	16.44	101.64	10	10		
18.	Jeff Webb	Sr.	2005	92	1,109	10	12.05	92.42	12	12		
19.	Webster Slaughter	Sr.	1985	82	1,071	10	13.06	89.25	11	11		
20.	Tom Reynolds	Sr.	1971	67	1,070	7	15.97	107.00	10	11		
21.	Az Hakim	So.	1995	57	1,022	8	17.93	85.17	12	12		
22.	Will Blackwell	Jr.	1996	60	1,000	11	16.67	111.11	9	11		

+ - indicated team participated in bowl game. GP 1K - games played to date when reaching 1,000 yards. TGP 1K - team games to date when player reached 1,000 yards.

Multiple 1,000-Yard Seasons: Will Blackwell (2), Darnay Scott (2)

Head Coaches for 1,000-Yard Seasons: Don Coryell (6), Al Luginbill (4), Tom Craft (3), Ted Tollner (3), Brady Hoke (2), Doug Scovill (2), Claude Gilbert (1), **Rocky Long (1)**

SEASON/TIGHT END

Pl.	Player, Season	Rec.
1.	Tim Delaney, 1970	62
2.	Gavin Escobar, 2011	51
3.	Kerry Reed-Martin, 1987	49
4.	Robert Awalt, 1986	45

SEASON/RUNNING BACK

Pl.	Player, Season	Rec.
1.	Don Roberts, 1982	53
2.	Corey Gilmore, 1986	48
3.	Marshall Faulk, 1993	47

■ Receiving Yards

SEASON

Pl.	Player, Season	Yards
1.	J.R. Tolver, 2002	1,785
2.	Kassim Osgood, 2002	1,552
3.	Patrick Rowe, 1990	1,392
4.	Vincent Brown, 2010	1,352
5.	Gary Garrison, 1964	1,272
6.	Darnay Scott, 1993	1,262
7.	Tim Delaney, 1969	1,259
8.	Tom Nettles, 1968	1,227
9.	DeMarco Sampson, 2010	1,220
10.	Craig Scoggins, 1966	1,212

SENIOR SEASON

Pl.	Player, Season	Yards
1.	J.R. Tolver, 2002	1,785
2.	Kassim Osgood, 2002	1,552
3.	Vincent Brown, 2010	1,352
4.	Tom Nettles, 1968	1,227
5.	DeMarco Sampson, 2010	1,220

JUNIOR SEASON

Pl.	Player, Season	Yards
1.	Patrick Rowe, 1990	1,392
2.	Gary Garrison, 1964	1,272
3.	Darnay Scott, 1993	1,262
4.	Tim Delaney, 1969	1,259
5.	Ezell Ruffin, 2013	1,136

SOPHOMORE SEASON

Pl.	Player, Season	Yards
1.	Will Blackwell, 1995	1,207
2.	Darnay Scott, 1992	1,150
3.	Az Hakim, 1995	1,022
4.	Colin Lockett, 2011	970
5.	J.R. Tolver, 2000	808

FRESHMAN SEASON

Pl.	Player, Season	Yards
1.	Darnay Scott, 1991	727
2.	Will Blackwell, 1994	689
3.	Az Hakim, 1994	370
4.	Gavin Escobar, 2010	323
5.	Dominique Sandifer, 2009	298

SEASON/TIGHT END

Pl.	Player, Season	Yards
1.	Tim Delaney, 1970	794
2.	Gavin Escobar, 2011	780
3.	Kerry Reed-Martin, 1987	719
4.	Gavin Escobar, 2012	543
5.	Robert Awalt, 1986	541

SEASON/RUNNING BACK

Pl.	Player, Season	Yards
1.	Marshall Faulk, 1993	644
2.	David Turner, 1977	417
3.	Donnel Pumphrey, 2015	416
4.	Brandon Sullivan, 2010	383
5.	Don Roberts, 1982	380

CAREER

Pl.	Player, Seasons	Yards
1.	J.R. Tolver, 1999-00-01-02	3,572
2.	Darnay Scott, 1991-92-93	3,139
3.	Vincent Brown, 2007-08-09-10	3,110
4.	Will Blackwell, 1994-95-96	2,896
5.	Jeff Webb, 2001-03-04-05	2,890
6.	Patrick Rowe, 1987-88-90-91	2,678
7.	Az Hakim, 1994-95-96-97	2,622
8.	Tim Delaney, 1968-69-70	2,535
9.	DeMarco Sampson, 2005-08-09-10	2,242
10.	Monty Gilbreath, 1986-87-88-89	2,241

Mikah Holder, 2014-15-16 1,073

■ Single-Game Receiving Leaders

RECEPTIONS

Pl.	Player	Opponent, Date	Rec.	Yards	Avg.	TD
1.	J.R. Tolver	at Hawai'i, Dec. 7, 2002	18	283	15.7	2
2.	Curtis Shearer	vs. Air Force*, Oct. 1, 1994	17	195	11.5	2
	Don Roberts	at California, Sept. 18, 1982	17	150	8.8	0
	Tom Reynolds	vs. Utah State, Oct. 22, 1971	17	290	17.1	1
5.	J.R. Tolver	vs. Utah*, Oct. 12, 2002	16	185	11.6	1
	Tim Delaney	vs. New Mexico State, Nov. 22, 1969	16	275	17.2	6
7.	DeMarco Sampson	at Colorado State*, Oct. 24, 2009	15	257	17.1	3
	Will Blackwell	at Brigham Young*, Sept. 16, 1995	15	197	13.1	2
	Webster Slaughter	vs. Oregon, Oct. 26, 1985	15	168	11.2	2
	Craig Scoggins	vs. Cal State Los Angeles*, Nov. 26, 1966	15	239	15.9	2

RECEIVING YARDS

Pl.	Player	Opponent, Date	Rec.	Yards	Avg.	TD
1.	Tom Nettles	vs. Southern Mississippi, Nov. 9, 1968	11	362	32.9	4
2.	J.R. Tolver	vs. Arizona State, Sept. 14, 2002	12	296	24.7	1
3.	Tom Reynolds	vs. Utah State, Oct. 22, 1971	17	290	17.1	1
4.	Gary Garrison	vs. Fresno State*, Oct. 31, 1964	11	289	26.3	4
5.	J.R. Tolver	at Hawai'i, Dec. 7, 2002	18	283	15.7	2
6.	Will Blackwell	at California, Sept. 14, 1996	11	280	25.5	4
7.	Tim Delaney	vs. New Mexico State, Nov. 15, 1969	16	275	17.2	6
8.	Darnay Scott	vs. UTEP*, Oct. 17, 1992	12	274	22.8	3
9.	DeMarco Sampson	at Colorado State*, Oct. 24, 2009	15	257	17.1	3
10.	Jeff Webb	vs. Brigham Young*, Oct. 4, 2003	10	253	25.3	3

RECEIVING TOUCHDOWNS

Pl.	Player	Opponent, Date	Rec.	Yards	Avg.	TD
1.	Tim Delaney	vs. New Mexico State, Nov. 15, 1969	16	275	17.2	6
2.	Will Blackwell	at California, Sept. 14, 1996	11	280	25.5	4
	Tom Nettles	vs. Southern Mississippi, Nov. 9, 1968	11	362	32.9	4
	Gary Garrison	vs. Fresno State*, Oct. 31, 1964	11	289	26.3	4
5.	Vincent Brown	vs. (25) Utah*, Nov. 20, 2010	8	184	23.0	3
	DeMarco Sampson	at Colorado State*, Oct. 24, 2009	15	257	17.1	3
	Vincent Brown	vs. Idaho, Sept. 27, 2008	8	183	22.9	3
	Brett Swain	vs. Portland State, Sept. 22, 2007	6	224	37.3	3
	Jeff Webb	vs. Brigham Young*, Oct. 4, 2003	10	253	25.3	3
	J.R. Tolver	at Idaho, Sept. 21, 2002	14	184	13.1	3
	Az Hakim	vs. Oklahoma, Sept. 21, 1996	6	120	20.0	3
	Darnay Scott	vs. UTEP*, Oct. 17, 1992	12	274	22.8	3
	13 other occasions with					

LONGEST RECEPTION/PASS

Pl.	Quarterback	Receiver	Opponent	Yards
1.	Kevin O'Connell	Chaz Schilens	vs. TCU, Nov. 24, 2007 (L, 33-45)	97
2.	Brian Sipe	Robert West	at Fresno State*, Oct. 30, 1971 (L, 10-17)	92
3.	Ryan Lindley	Vincent Brown	vs. (25) Utah*, Nov. 20, 2010 (L, 34-38)	90
4.	J.R. Tolver	Kassim Osgood	at Hawai'i, Dec. 7, 2002 (L, 40-41)	87
	Jack Hawley	Derrick Lewis	at UNLV*, Nov. 20, 1999 (W, 37-7)	87
	Tim Gutierrez	Marshall Faulk	at Fresno State*, Nov. 20, 1993 (L, 37-63)	87
7.	Christian Chapman	Mikah Holder	vs. New Hampshire, Sept. 3, 2016 (W, 31-0)	86
	Dennis Shaw	Tom Nettles	vs. Southern Mississippi, Nov. 9, 1968 (W, 68-7)	86
9.	Billy Blanton	Nate Jacquet	at UNLV*, Nov. 16, 1996 (L, 42-44)	85
	Doug Matheson	Dan Laskowski	vs. Weber State, Sept. 23, 1967 (W, 58-12)	85
11.	Todd Santos	Vince Warren	vs. Colorado State*, Oct. 20, 1984 (W, 41-24)	84
12.	Mark Halda	Bobby Taylor	vs. Miami, Oct. 13, 1979 (W, 31-20)	83
	Mark Halda	Steve Stapler	vs. Wisconsin, Sept. 29, 1979 (W, 24-17)	83
	Jeff Atteberry	Mike Reed	vs. UC Santa Barbara*, Nov. 14, 1970 (W, 65-7)	83
15.	Ryan Lindley	Vincent Brown	vs. Utah State, Sept. 25, 2010 (W, 41-7)	82
	David Lowery	Darnay Scott	at California, Sept. 11, 1993 (W, 22-20)	82
	Don Horn	Craig Scoggins	vs. Cal State Los Angeles*, Nov. 26, 1966 (W, 39-12)	82

■ TDs Receiving

SEASON

Pl.	Player, Season	TDs
1.	Tom Reynolds, 1969	18
2.	Tim Delaney, 1970	14
3.	J.R. Tolver, 2002	13
4.	Ronnie Smith, 1977	12
	Ken Burrow, 1970	12
6.	Will Blackwell, 1996	11
7.	Vincent Brown, 2010	10
	Jeff Webb, 2005	10
	Darnay Scott, 1993	10
	Dennis Arey, 1990	10
	Webster Slaughter, 1985	10

CAREER

Pl.	Player, Seasons	TDs
1.	Tom Reynolds, 1969-70-71	31
2.	Gary Garrison, 1964-65	26
3.	Will Blackwell, 1994-95-96	25
	Darnay Scott, 1991-92-93	25
5.	Vincent Brown, 2007-08-09-10	23
6.	Tim Delaney, 1968-69-70	22
7.	Az Hakim, 1994-95-96-97	21
8.	Jeff Webb, 2001-03-04-05	20
9.	DeMarco Sampson, 2005-08-09-10	18
	J.R. Tolver, 1999-00-01-02	18

	Mikah Holder, 2014-15-16	11



■ Annual Receiving Leaders/Yards

Year	Player	Cl.	NR	CR	No.	Yds.	Avg.	TDs
1947	Jack Kaiser	So.			12	216	18.0	5
1948	Leo Heaton	Jr.			17	229	13.5	1
1949	Bud Milke	Jr.			16	192	12.0	1
1950	Bud Milke	Sr.			25	315	12.6	3
1951	Chet Nicholson	Sr.			30	510	17.0	6
1952	Don Jurk	Sr.			21	383	18.2	6
1953	Bob Lyon	Sr.			19	312	16.4	0
1954	Claude Lewis	So.			11	120	10.9	3
1955	Braxton Pinkins	So.			13	214	16.5	2
1956	Braxton Pinkins	Jr.			14	294	21.0	3
1957	Braxton Pinkins	Sr.			15	288	19.2	1
1958	Bob Ball	So.			20	264	13.2	3
1959	Dick Morris	Jr.			28	283	10.1	3
1960	Dick Morris	Sr.			13	118	9.1	2
1961	Neal Petties	So.			19	428	22.5	4
1962	Neal Petties	Jr.			22	384	17.5	4
1963	Neal Petties	Sr.		7	22	465	21.1	5
1964	Gary Garrison	Jr.		1	78	1,272	16.3	15
1965	Gary Garrison	Sr.			70	916	13.1	11
1966	Craig Scoggins	Sr.		1	81	1,212	15.0	8
1967	Haven Moses	Sr.			54	958	17.7	7
1968	Tom Nettles	Sr.			62	1,227	19.8	14
1969	Tim Delaney	Jr.	3	1	85	1,259	14.8	14
1970	Tim Delaney	Sr.		1	62	794	12.8	6
1971	Tom Reynolds	Sr.		1	67	1,070	16.0	18
1972	Isaac Curtis	Sr.		3	44	832	18.9	7
1973	Darold Nogle	Sr.		1	59	945	16.0	6
1974	Dwight McDonald	Sr.	1	1	86	1,157	13.5	7
1975	Duke Fergerson	Sr.	6	1	57	886	15.5	4
1976	Ronnie Smith	Jr.			27	416	15.4	3
1977	Dennis Pearson	Sr.			49	864	17.6	5
1978	Don Warren	Sr.			39	483	12.4	4
1979	Steve Stapler	Sr.			37	794	21.5	5
1980	Bobby Taylor	Sr.			40	656	16.5	4
1981	Darius Durham	Jr.	3	1	65	988	15.2	7
1982	Don Roberts	Sr.			53	380	7.2	0
1983	Jim Sandusky	Sr.	12	1	69	1,171	17.0	6
1984	Webster Slaughter	Jr.			40	576	14.4	3
1985	Webster Slaughter	Sr.	4	1	82	1,071	13.1	10
1986	Corey Gilmore	Sr.		5	48	325	6.8	1
1987	Kerry Reed-Martin	Jr.			49	719	14.7	4
1988	Monty Gilbreath	Jr.		2	60	799	13.3	2
1989	Monty Gilbreath	Sr.		2	80	903	11.3	4
1990	Patrick Rowe	Jr.		3	71	1,392	19.6	8
1991	Patrick Rowe	Sr.		4	57	822	14.4	4
1992	Darnay Scott	So.		2	68	1,150	16.9	9
1993	Darnay Scott	Jr.	5	1	75	1,262	16.8	10
1994	Curtis Shearer	Sr.	22	4	55	737	13.4	6
1995	Will Blackwell	So.	5	1	86	1,207	14.0	8
1996	Will Blackwell	Jr.	8	3	60	1,000	16.7	11
1997	Taj Johnson	Jr.		11	44	802	18.2	2
1998	Damon Gourdine	Jr.			55	649	11.8	4
1999	Damon Gourdine	Sr.		3	38	439	11.6	4
2000	J.R. Tolver	So.	32	2	62	808	13.0	1
2001	J.R. Tolver	Jr.	35	3	63	878	13.9	2
2002	J.R. Tolver	Sr.	2	1	128	1,785	13.9	13
2003	Jeff Webb	So.	41	4	55	706	12.8	4
2004	Jeff Webb	Jr.	18	2	71	863	12.2	6
2005	Jeff Webb	Sr.	21	4	92	1,109	12.1	10
2006	Brett Swain	Jr.			47	528	11.2	2
2007	Brett Swain	Sr.	30	2	58	973	16.8	5
2008	Vincent Brown	So.		9	64	631	9.9	5
2009	DeMarco Sampson	Jr.	51	2	62	851	13.7	8
2010	Vincent Brown	Sr.	6	1	69	1,352	19.6	10
2011	Colin Lockett	So.	48	4	58	970	16.7	8
2012	Gavin Escobar	Jr.			42	543	12.9	6
2013	Ezell Ruffin	Jr.	29	6	68	1,136	16.7	3
2014	Eric Judge	So.			24	471	19.6	2
2015	Mikah Holder	So.			24	439	18.3	6
2016	Mikah Holder	Jr.	200	18	27	581	21.5	5

NR - national ranking in receiving yards per game. CR - conference ranking in receiving yards per game.

■ Annual Receiving Leaders/Receptions

Year	Player	Cl.	NR	CR	No.	Yds.	Avg.	TDs
1965	Gary Garrison	Sr.			70	916	13.1	11
1966	Craig Scoggins	Sr.			81	1,212	15.0	8
1967	Haven Moses	Sr.			54	958	17.7	7
1968	Tom Nettles	Sr.			62	1,227	19.8	14
1969	Tim Delaney	Jr.			85	1,259	14.8	14
1970	Ken Burrow	Sr.			54	904	16.6	12
1971	Tom Reynolds	Sr.			67	1,070	16.0	7
1972	Isaac Curtis	Sr.			44	832	18.9	7
1973	Darold Nogle	Sr.			59	945	15.9	6
1974	Dwight McDonald	Sr.			86	1,157	13.5	7
1975	Duke Fergerson	Sr.			57	886	15.5	4
1976	Ronnie Smith	Jr.			29	416	14.3	3
1977	Dennis Pearson	Sr.			49	864	17.6	5
1978	Rick Garretson	Sr.			36	509	14.1	2
1979	Steve Stapler	Sr.			37	794	21.5	5
1980	Bobby Taylor	Sr.			40	656	16.4	4
1981	Darius Durham	Jr.			65	988	15.2	7
1982	Darius Durham	Sr.			45	781	17.4	4
1983	Jim Sandusky	Sr.			69	1,171	17.0	6
1984	Vince Warren	Sr.			29	616	21.2	3
1985	Webster Slaughter	Sr.			82	1,071	13.1	10
1986	Robert Awalt	Sr.			45	541	12.0	2
1987	Kerry Reed-Martin	Jr.			49	719	14.7	4
1988	Monty Gilbreath	Jr.			60	799	13.3	2
1989	Robert Claiborne	Sr.			55	938	17.1	4
1990	Patrick Rowe	Jr.			71	1,392	19.6	8
1991	Patrick Rowe	Sr.			57	822	14.4	4
1992	Darnay Scott	So.			68	1,150	16.9	9
1993	Darnay Scott	Jr.			75	1,262	16.8	10
1994	Curtis Shearer	Sr.			55	737	13.4	6
1995	Will Blackwell	So.			86	1,207	14.0	8
1996	Will Blackwell	Jr.			60	1,000	16.7	11
1997	Taj Johnson	Sr.			44	802	18.2	2
1998	Damon Gourdine	Jr.		7	55	649	11.8	4
1999	Derrick Lewis	Jr.		11	26	551	21.2	4
2000	J.R. Tolver	So.	46	5	62	808	13.0	1
2001	J.R. Tolver	Jr.	39	3	63	878	13.9	2
2002	J.R. Tolver	Sr.	1	1	128	1,785	13.9	13
2003	Jeff Webb	So.	63	4	55	706	12.8	4
2004	Jeff Webb	Jr.	33	6	71	863	12.2	6
2005	Jeff Webb	Sr.	3	1	92	1,109	12.1	10
2006	Brett Swain	Jr.			47	528	11.2	2
2007	Brett Swain	Sr.	79	4	58	973	16.8	5
2008	Vincent Brown	So.	46	5	64	631	9.9	5
2009	DeMarco Sampson	Jr.	50	4	62	851	13.7	8
2010	Vincent Brown	Sr.	44	1	69	1,352	19.6	10
2011	Colin Lockett	So.	94	6	58	970	16.7	8
2012	Gavin Escobar	Jr.			42	543	12.9	6
2013	Ezell Ruffin	Jr.	58	12	68	1,136	16.7	3
2014	Ezell Ruffin	Sr.			26	422	16.2	2
2015	Donnel Pumphrey	Jr.			28	416	14.9	3
2016	Mikah Holder	Jr.			27	581	21.5	5

NR - national ranking in receptions per game. CR - conference ranking in receptions per game.

Receiving

SEVEN STRAIGHT BOWL GAME APPEARANCES ► 21 CONFERENCE CHAMPIONSHIPS



■ Top Performances

300-Yard Performances By Player (1 Total; 1 Player)

- Tom Nettles 1.

200-Yard Performances By Player (22 Total; 15 Players) - Darnay Scott 4, Will Blackwell 2, Tim Delaney 2, Tom Reynolds 2, J.R. Tolver 2, Marshall Faulk 1, Gary Garrison 1, Tom Nettles 1, Jimmy Raye 1, Patrick Rowe 1, Chaz Schilens 1, Craig Scoggins 1, Brett Swain 1, Jeff Webb 1, DeMarco Sampson 1.

Most 200-Yard Performances in a Season - 2 by J.R. Tolver in 2002, Darnay Scott in 1992, Tim Delaney in 1969.

100-Yard Performances By Player (320 Total; 82 Players) - Vincent Brown 13, J.R. Tolver 13, Will Blackwell 12, Gary Garrison 12, Patrick Rowe 12, Darnay Scott 12, Jeff Webb 12, Az Hakim 11, Haven Moses 10, Tim Delaney 9, Dennis Arey 8, Kassim Osgood 8, Webster Slaughter 8, Ken Burrow 7, Colin Lockett 7, Tom Reynolds 7, DeMarco Sampson 7, Craig Scoggins 7, Vince Warren 7, Darius Durham 6, Dwight McDonald 6, Tom Nettles 6, Ezell Ruffin 6, Jim Sandusky 6, Monty Gilbreath 5, Derrick Lewis 5, Robert Claiborne 4, Gavin Escobar 4, Darold Nogle 4, Dennis Pearson 4, Jimmy Raye 4, Chaz Schilens 4, Isaac Curtis 3, Keith Denson 3, Byron Olander 3, Kerry Reed-Martin 3, Steve Stapler 3, Brett Swain 3, Bobby Taylor 3, Jeff Baker 2, Jim Beatrow 2, Leandrew Childs 2, Vollon Dixon 2, Marshall Faulk 2, Nate Ferguson 2, DeAndre Maxwell 2, Kenny Moore 2, Marv Owens 2, Don Roberts 2, Curtis Shearer 2, Ronnie Smith 2, Tim Boyer 1, Roger Clark 1, Anthony Conyers 1, Dylan Denso 1, Duke Ferguson 1, Damon Gourdine 1, Chris Hardy 1, Merton Harris 1, **Mikah Holder** 1, Nathaniel Jaquet 1, Taj Johnson 1, Eric Judge 1, Mario Mendez 1, DeAngelo Mitchell 1, Lonnie Mitchell 1, Lonnie Moore 1, Greg Moses 1, Robert Ortiz 1, Neal Petties 1, Braxton Pinkins 1, Volney Quinlan 1, Michael Reed 1, Jesus Reyes 1, Clinton Sampson 1, Phil Smith 1, Tim Thorn 1, David Turner 1, Roberto Wallace 1, Don Warren 1, Mekell Wesley 1, Bull Williams 1.

100-YARD RECEIVING GAMES

Rk.	Player	Yards	Opponent	Date
1.	Tom Nettles	362	Southern Mississippi	11-9-68
2.	J.R. Tolver	296	Arizona State	9-14-02
3.	Tom Reynolds	290	Utah State	10-22-71
4.	Gary Garrison	289	Fresno State*	10-31-64
5.	J.R. Tolver	283	at Hawai'i	12-7-02
6.	Will Blackwell	280	at California	9-14-96
7.	Tim Delaney	275	New Mexico State	11-15-69
8.	Darnay Scott	274	UTEP*	10-17-92
9.	DeMarco Sampson	257	at Colorado State*	10-24-09
10.	Jeff Webb	253	Brigham Young*	10-4-03
11.	Darnay Scott	243	Brigham Young*	11-16-91
12.	Craig Scoggins	239	Cal State Los Angeles*	11-26-66
13.	Brett Swain	224	Portland State	9-22-07
	Patrick Rowe	224	at UCLA	10-13-90
15.	Darnay Scott	217	at Air Force*	9-18-93
16.	Chaz Schilens	215	at Air Force*	11-17-07
17.	Tom Reynolds	211	at West Texas State	10-11-69
18.	Will Blackwell	210	New Mexico*	11-4-95
19.	Jimmy Raye	209	Hawai'i*	11-10-90
20.	Marshall Faulk	205	at Fresno State*	11-20-93
21.	Darnay Scott	204	Fresno State*	11-21-92
22.	Tim Delaney	203	Long Beach State*	11-29-69
23.	Will Blackwell	197	at Brigham Young*	9-15-95
	Darius Durham	197	UTEP*	11-21-81
25.	Will Blackwell	196	at UNLV*	11-16-96
	Dwight McDonald	196	at North Texas	11-2-74
27.	Curtis Shearer	195	Air Force*	10-1-94
28.	Haven Moses	193	Cal State Los Angeles*	1-26-66
29.	Craig Scoggins	192	Northern Arizona	11-19-66
30.	Keith Denson	188	at Fresno State*	11-17-73
31.	Will Blackwell	187	Fresno State*	11-26-94
32.	J.R. Tolver	185	Utah*	10-12-02
33.	Vincent Brown	184	(25) Utah*	11-20-10
	J.R. Tolver	184	at Idaho	9-21-02

	Haven Moses	184	Mexico Poly	9-17-66
36.	Vincent Brown	183	Idaho	9-27-08
	Webster Slaughter	183	New Mexico*	11-23-85
	Tim Delaney	183	North Texas	11-22-69
39.	Ezell Ruffin	181	(18) Fresno State*	10-26-13
40.	DeMarco Sampson	179	Nicholls State	9-4-10
41.	Kassim Osgood	178	at Idaho	9-21-02
	Kassim Osgood	178	(17) Colorado	9-7-02
	Tom Reynolds	178	Pacific*	11-8-69
44.	Vincent Brown	177	Utah State	9-25-10
45.	DeMarco Sampson	175	at Wyoming*	10-30-10
	Vince Warren	175	at UTEP*	9-24-83
	Tom Nettles	175	Fresno State	11-2-68
48.	Chaz Schilens	174	TCU*	11-24-07
	Az Hakim	174	Idaho	9-7-96
	Patrick Rowe	174	Wyoming*	10-6-90
51.	Dwight McDonald	173	Bowling Green	11-23-74
52.	Az Hakim	172	Navy	9-5-97
	Will Blackwell	172	Fresno State*	10-14-95
	Tom Reynolds	172	North Texas	12-4-71
	Gary Garrison	172	Cal Western	11-27-65
56.	Dennis Arey	171	at Wyoming*	10-6-90
57.	Kassim Osgood	170	(17) Colorado State*	11-15-02
	Haven Moses	170	Weber State	9-23-67
59.	Gary Garrison	169	at Cal Poly SLO*	10-3-64
60.	Webster Slaughter	168	Oregon	10-26-85
61.	Vincent Brown	167	at (3) TCU*	11-13-10
62.	Darold Nogle	166	North Texas	11-24-73
	Isaac Curtis	166	at Long Beach State*	11-25-72
64.	Ezell Ruffin	165	New Mexico*	11-2-13
	Vincent Brown	165	vs. Navy (PB)	12-23-10
66.	Keith Denson	164	at San José State*	11-3-73
67.	Taj Johnson	163	Navy	9-5-97
68.	Jim Sandusky	162	at Hawai'i*	10-1-83
	Isaac Curtis	162	Bowling Green	10-21-72
	Tim Delaney	162	at Fresno State*	11-1-69
	Haven Moses	162	at Long Beach State*	10-8-66
72.	Patrick Rowe	161	UTEP*	11-24-90
	Craig Scoggins	161	North Dakota State	11-5-66
74.	Mikah Holder	160	New Hampshire	9-17-16
	Darnay Scott	160	at (21) California	9-11-93
	Darold Nogle	160	at San José State*	11-3-73
77.	Kassim Osgood	158	Arizona State	9-14-02
	J.R. Tolver	158	at Fresno State	8-29-02
79.	Robert Claiborne	157	New Mexico*	11-4-89
80.	Darius Durham	156	New Mexico*	10-16-82
81.	Patrick Rowe	155	Hawai'i*	11-10-90
	Gary Garrison	155	Cal Poly Pomona	10-23-65
83.	DeMarco Sampson	154	(25) Utah*	11-20-10
84.	Derrick Lewis	153	UNLV*	11-25-00
	Anthony Conyers	153	at Colorado State*	11-1-86
	Isaac Curtis	153	Oregon State	9-8-72
87.	Leandrew Childs	152	(16) Wyoming*	11-7-96
	Dennis Pearson	152	UTEP	10-15-77
	Gary Garrison	152	Akron	9-25-65
90.	J.R. Tolver	151	UNLV*	10-26-02
	Nate Ferguson	151	Tampa	9-21-74
	Tom Reynolds	151	Iowa State	11-27-71
93.	Dennis Arey	150	at New Mexico*	11-17-90
	Don Roberts	150	at California	9-18-82
	Dwight McDonald	150	Utah State	11-30-74
96.	Colin Lockett	149	(10) Boise State*	11-19-11
	Gary Garrison	149	at UC Santa Barbara	10-24-64
98.	Darnay Scott	148	(25) UCLA	9-30-93
	Michael Reed	148	UC Santa Barbara*	11-14-70
100.	Vincent Brown	147	Brigham Young*	10-17-09
	Keith Denson	147	Iowa State	12-1-73
102.	J.R. Tolver	146	(24) Colorado State*	10-28-00
	Gary Garrison	146	CSUN*	11-14-64
104.	Kassim Osgood	145	UCLA	9-28-02
	Will Blackwell	145	Fresno State*	11-23-96
106.	Vincent Brown	144	at Wyoming*	10-30-10
	Robert Claiborne	144	at (20) Hawai'i*	10-7-89
108.	Vincent Brown	143	at Idaho	9-19-09
	Az Hakim	143	at Wyoming*	10-22-94
	Vince Warren	143	Colorado State*	10-20-84
111.	Vincent Brown	142	Southern Utah	9-12-09
	Jeff Webb	142	at Hawai'i	12-3-05
	Jeff Webb	142	at Utah*	10-15-05
	Jimmy Raye	142	New Mexico*	11-4-89
	Monty Gilbreath	142	at Utah*	9-30-89
116.	Monty Gilbreath	141	Long Beach State	10-14-89
	Clinton Sampson	141	Oklahoma State	11-27-82

	Darius Durham	141	at Hawai'i*	11-6-82
	Braxton Pinkins	141	Arizona State	10-26-57
120.	J.R. Tolver	140	at Utah*	11-10-01
	Az Hakim	140	at California	9-14-96
	Tom Reynolds	140	Arizona	11-20-71
	Craig Scoggins	140	at Weber State	9-24-66
124.	Vincent Brown	139	at UCLA	9-5-09
	Jeff Webb	139	Wyoming*	10-25-03
	Damay Scott	139	Minnesota	9-25-93
	Ken Burrow	139	UC Santa Barbara*	10-25-69
128.	Jeff Webb	138	(9) Utah*	10-30-04
	Kassim Osgood	138	Brigham Young*	11-2-02
	Derrick Lewis	138	Air Force*	11-18-00
	Haven Moses	138	Cal State Los Angeles*	10-14-67
132.	J.R. Tolver	137	Eastern Illinois	10-6-01
	Robert Claiborne	137	Cal State Fullerton	9-23-89
	Vince Warren	137	Wyoming*	11-12-83
135.	Will Blackwell	136	Hawai'i*	11-18-95
	Tom Nettles	136	Montana State	9-28-68
137.	DeAngelo Mitchell	135	Long Beach State	10-24-87
	Marv Owens	135	Southern Mississippi	10-10-70
139.	Darius Durham	134	Wyoming*	11-7-81
	Dennis Pearson	134	at Pacific	11-5-77
	Jeff Baker	134	Brigham Young	10-3-70
142.	Jeff Webb	133	San José State	9-24-05
	J.R. Tolver	133	at Wyoming*	10-19-02
	Dennis Arey	133	at (4) Brigham Young*	11-22-90
	Vollon Dixon	133	Arizona	11-8-75
	Tim Delaney	133	Pacific*	11-8-69
147.	Ezell Ruffin	132	Army	9-8-12
	Jeff Webb	132	New Mexico*	10-22-05
	Damay Scott	132	(23) Hawai'i*	11-14-92
	Vince Warren	132	at Hawai'i*	10-27-84
	Tim Boyer	132	Bowling Green	10-21-72
	Tim Delaney	132	at Pacific*	11-7-70
	Tom Nettles	132	Utah State	11-30-68
154.	DeAndre Maxwell	131	San José State	10-21-95
	Patrick Rowe	131	at New Mexico*	11-17-90
	Jim Sandusky	131	at Colorado State*	10-15-83
157.	Ken Burrow	130	Iowa State	11-28-70
	Haven Moses	130	North Dakota State	11-5-66
	Mario Mendez	130	Cal State Los Angeles*	10-19-63
160.	Jeff Webb	129	Brigham Young*	10-1-05
	Jeff Webb	129	Colorado State*	10-16-04
	Derrick Lewis	129	at Brigham Young*	10-21-00
	J.R. Tolver	129	at Wyoming*	10-7-00
	Vince Warren	129	New Mexico*	11-25-85
	Haven Moses	129	Fresno State*	10-29-66
166.	DeMarco Sampson	128	UNLV*	11-27-10
	Will Blackwell	128	Hawai'i*	10-29-94
	Darold Nogle	128	(13) Houston	10-6-73
	Tom Reynolds	128	UC Santa Barbara*	10-25-69
170.	DeMarco Sampson	127	at New Mexico	10-23-10
	J.R. Tolver	127	Air Force*	9-29-01
	Ken Burrow	127	at Northern Illinois	9-12-70
173.	Ezell Ruffin	126	vs. Air Force*	11-21-14
	Kassim Osgood	126	at Hawai'i*	12-7-02
	J.R. Tolver	126	at Air Force*	11-23-02
	Vince Warren	126	UCLA	9-9-84
	Jim Beatrow	126	Colorado State*	11-10-82
	Gary Garrison	126	Pacific	9-18-65
179.	Gavin Escobar	125	Fresno State	12-3-11
	Robert Ortiz	125	at (17) Michigan	9-18-04
	Neal Petties	125	UC Santa Barbara	10-26-63
182.	Tom Nettles	124	Cal State Los Angeles	10-19-68
	Haven Moses	124	Montana State	11-18-67
184.	Vincent Brown	123	at Air Force*	9-26-09
	Kassim Osgood	123	at Air Force*	11-23-02
	Leandrew Childs	123	at San José State*	11-2-96
	Az Hakim	123	at Hawai'i*	11-18-95
	Kenny Moore	123	Oregon	10-26-85
	Tim Thorn	123	San José State*	10-19-74
	Byron Olander	123	North Texas	11-22-69
191.	Damay Scott	122	New Mexico*	10-23-93
	Webster Slaughter	122	New Mexico*	11-17-84
	Darius Durham	122	vs. Air Force*	11-29-81
	Dwight McDonald	122	at Arizona	11-14-74
195.	Derrick Lewis	121	at Kansas	9-25-99
	Webster Slaughter	121	Stanford	10-5-85
	Ronnie Smith	121	(13) Florida State	11-19-77
198.	Az Hakim	120	Oklahoma	9-21-96
	Az Hakim	120	at UTEP*	10-28-95
	Patrick Rowe	120	Utah*	11-3-90

Darius Durham	120	(12) Iowa State	10-10-81
Don Warren	120	at Long Beach State*	10-28-78
Ken Burrow	120	Fresno State*	10-31-70
Gary Garrison	120	at Cal Poly Pomona	9-19-64
205. Vincent Brown	119	UNLV*	11-22-08
Chaz Schilens	119	at Hawai'i	12-3-05
Will Blackwell	119	Nevada	9-28-95
Chris Hardy	119	Air Force*	10-25-86
Marv Owens	119	at San José State*	11-6-71
Tim Delaney	119	Texas Southern	10-12-68
211. Gavin Escobar	117	North Dakota	9-15-12
Dennis Arey	117	Long Beach State	9-15-90
Jimmy Raye	117	Pacific	10-21-89
Robert Claiborne	117	at Utah*	9-30-89
Bobby Taylor	117	at Wyoming*	10-25-80
Ken Burrow	117	Long Beach State*	10-20-70
217. Marshall Faulk	116	Brigham Young*	11-16-91
Patrick Rowe	116	at (4) Brigham Young*	9-22-90
Webster Slaughter	116	at (12) UCLA	9-21-85
Gary Garrison	116	at San José State	11-18-64
221. Jeff Webb	115	Wyoming*	11-19-05
Jim Sandusky	115	Long Beach State	8-10-83
Tim Delaney	115	Long Beach State*	11-20-70
Ken Burrow	115	at UT Arlington	10-18-69
225. Webster Slaughter	114	Long Beach State	9-14-85
Nate Ferguson	114	Long Beach State*	10-26-74
Haven Moses	114	Utah State	11-25-67
228. Colin Lockett	113	Oregon State	9-21-13
Gavin Escobar	113	(10) Boise State	11-19-11
Colin Lockett	113	at Army	9-10-11
Darnay Scott	113	at Utah*	10-30-93
Patrick Rowe	113	Colorado State*	9-11-91
Webster Slaughter	113	at Wyoming*	11-9-85
Steve Stapler	113	at Missouri	9-8-79
Byron Olander	113	UC Santa Barbara*	10-25-69
Gary Garrison	113	at Northern Arizona	11-20-65
237. Merton Harris	112	Wyoming*	11-2-91
Patrick Rowe	112	Air Force*	9-29-90
Kerry Reed-Martin	112	Colorado State*	11-14-87
Craig Scoggins	112	Cal State Los Angeles*	10-16-65
David Turner	112	Long Beach State	11-12-77
Ken Burrow	112	Brigham Young	10-3-70
243. Brett Swain	111	at Colorado State*	6-6-07
Jeff Baker	111	Iowa State	11-28-70
245. Nathaniel Jacquet	110	Fresno State*	11-23-96
Will Blackwell	110	Colorado State*	11-25-95
Jimmy Raye	110	at New Mexico*	11-17-90
Webster Slaughter	110	Utah*	10-19-85
249. Dylan Denso	109	Louisiana	12-17-11
Mekell Wesley	109	Idaho	9-27-08
Damon Gourdine	109	UTEP*	11-21-98
Jim Sandusky	109	Wyoming*	11-12-83
Jim Beattow	109	at Colorado State*	11-12-81
Bull Williams	109	(12) Iowa State	10-10-81
Bobby Taylor	109	Miami (Fla.)	10-13-79
Darold Nogle	109	New Mexico State	10-13-73
257. Ezell Ruffin	108	at Air Force*	10-10-13
Gavin Escobar	108	UNLV*	10-27-12
Brett Swain	108	New Mexico	11-25-06
Az Hakim	108	(3) Washington	9-13-97
Kenny Moore	108	at New Mexico*	9-27-86
Eric Judge	107	Idaho	11-8-14
Jeff Webb	107	at (17) Michigan	9-18-04
Az Hakim	107	at Wisconsin	9-10-97
DeAndre Maxwell	107	at Minnesota	9-17-94
Lonnie Moore	107	UNLV	11-10-80
Bobby Taylor	107	(12) Missouri	9-27-80
Duke Ferguson	107	New Mexico State	10-18-75
269. Colin Lockett	106	at Hawai'i*	11-16-13
DeMarco Sampson	106	(23) Air Force*	10-16-10
Roberto Wallace	106	at UNLV*	11-28-09
Chaz Schilens	106	(21) Brigham Young*	12-1-07
Jesus Reyes	106	San José State*	11-8-97
Greg Moses	106	Iowa State	12-1-93
Az Hakim	106	Nevada	9-28-95
Monnie Gilbreath	106	Wyoming*	10-8-88
Ronnie Smith	106	at San José State	11-26-77
278. Derrick Lewis	105	Wyoming*	11-27-99
Darnay Scott	105	at Brigham Young*	9-10-92
Dennis Arey	105	UTEP*	11-24-90
Kerry Reed-Martin	105	Stanford	10-17-87
Dennis Pearson	105	at Fresno State	10-8-77
Dwight McDonald	105	Tampa	9-21-74



Tom Nettles	105	Texas Southern	10-12-68
Haven Moses	105	Cal Poly SLO*	9-30-67
286. Dennis Arey	104	Air Force*	9-29-90
Dwight McDonald	104	New Mexico State	11-16-74
Volney Quinlan	104	Arizona State	10-20-51
289. Az Hakim	103	San José State	10-21-95
Monty Gilbreath	103	Cal State Fullerton	9-23-89
Steve Stapler	103	Utah*	12-2-78
Gary Garrison	103	Cal Western	11-21-64
293. Colin Lockett	102	Fresno State	12-3-11
Patrick Rowe	102	at UTEP*	10-19-91
Patrick Rowe	102	(2) Miami (Fla.)	12-1-90
Dennis Arey	102	Utah*	11-3-90
Monty Gilbreath	102	New Mexico*	11-21-87
Vince Warren	102	UTEP*	11-16-85
Jim Sandusky	102	California	9-10-83
Phil Smith	102	Oklahoma State	11-27-82
Steve Stapler	102	at Colorado State*	10-20-79
Roger Clark	102	UC Santa Barbara	10-26-63
303. Ezell Ruffin	101	at New Mexico State	9-28-13
Vincent Brown	101	at Brigham Young*	10-9-10
Jeff Webb	101	Nevada	9-25-04
Lonnie Mitchell	101	at Utah*	10-23-99
Will Blackwell	101	(16) Wyoming*	11-7-96
Curtis Shearer	101	at Colorado State*	10-31-92
Patrick Rowe	101	at Utah*	10-26-91
Dennis Arey	101	(2) Miami (Fla.)	12-1-90
Kerry Reed-Martin	101	at Brigham Young*	11-7-87
Jim Sandusky	101	at New Mexico*	11-19-83
Dennis Pearson	101	Cal State Fullerton	9-10-77
Tim Delaney	101	Cal State Los Angeles*	9-26-70
Craig Scoggins	101	at CSUN*	11-13-65
Craig Scoggins	101	Cal Poly SLO*	10-2-65
317. Darnay Scott	100	at New Mexico*	10-3-92
Don Roberts	100	vs. Air Force*	11-29-81
Vollon Dixon	100	at San José State*	11-15-75
Byron Olander	100	Pacific*	11-8-69

MULTIPLE 100-YARD RECEIVING GAMES

47 times. SDSU is 30-14-3 when multiple players have 100 yards or more receiving

Date	Opponent	No.	Yds.	TDs
10-26-63	UC Santa Barbara (W, 42-14)			
	Neal Petties	6	125	1
	Roger Clark	5	102	2
11-5-66	North Dakota State (W, 36-0)			
	Craig Scoggins	9	161	0
	Haven Moses	6	130	1
11-26-66	Cal State Los Angeles* (W, 39-12)			
	Craig Scoggins	15	239	2
	Haven Moses	9	193	0
10-12-68	Texas Southern (W, 42-23)			
	Tim Delaney	9	119	0
	Tom Nettles	4	105	0
10-25-69	UC Santa Barbara* (W, 55-13)			
	Ken Burrow	7	139	2
	Tom Reynolds	6	128	3
	Byron Olander	7	113	1
11-8-69	Pacific* (W, 58-32)			
	Tom Reynolds	11	178	3
	Tim Delaney	8	133	3
	Byron Olander	7	100	0
11-22-69	North Texas (W, 42-24)			
	Tim Delaney	12	183	1
	Byron Olander	7	123	1
10-3-70	Brigham Young (W, 31-11)			
	Jeff Baker	4	134	1
	Ken Burrow	5	112	1
11-28-70	Iowa State (L, 22-28)			
	Ken Burrow	6	130	2
	Jeff Baker	4	111	0
10-21-72	Bowling Green (W, 35-19)			
	Isaac Curtis	5	162	2
	Tim Boyer	7	132	1
11-3-73	at San José State* (T, 27-27)			
	Keith Denson	8	164	2
	Darold Nogle	8	160	1
12-1-73	Iowa State (W, 41-28)			
	Keith Denson	6	147	2
	Greg Moses	5	106	2

9-21-74	Tampa (W, 28-25)			
	Nate Ferguson	4	151	1
	Dwight McDonald	5	105	1
10-10-81	(12) Iowa State (W, 52-31)			
	Darius Durham	6	120	2
	Bull Williams	8	109	0
11-29-81	vs. Air Force* (L, 16-21)			
	Darius Durham	6	122	0
	Don Roberts	11	100	1
11-27-82	Oklahoma State (W, 35-6)			
	Phil Smith	5	102	1
	Clinton Sampson	4	141	2
11-12-83	Wyoming* (L, 21-33)			
	Vince Warren	7	137	1
	Jim Sandusky	4	109	1
10-26-85	Oregon (L, 37-49)			
	Webster Slaughter	15	168	2
	Kenny Moore	6	123	0
9-23-89	Cal State Fullerton (T, 41-41)			
	Robert Claiborne	6	137	0
	Monty Gilbreath	7	103	1
9-30-89	at Utah* (W, 38-27)			
	Monty Gilbreath	7	142	0
	Robert Claiborne	9	117	1
11-4-89	New Mexico* (W, 45-28)			
	Robert Claiborne	7	157	1
	Jimmy Raye	8	142	1
9-29-90	Air Force* (W, 48-18)			
	Patrick Rowe	5	112	1
	Dennis Arey	4	104	2
10-6-90	at Wyoming* (L, 51-52)			
	Patrick Rowe	10	174	1
	Dennis Arey	8	171	3
11-3-90	Utah* (W, 66-14)			
	Patrick Rowe	7	120	2
	Dennis Arey	7	102	2
11-10-90	Hawaii* (W, 44-38)			
	Jimmy Raye	10	209	1
	Patrick Rowe	6	155	0
11-17-90	at New Mexico* (W, 40-34)			
	Dennis Arey	8	150	0
	Patrick Rowe	6	131	0
	Jimmy Raye	8	110	2
11-24-90	UTEP* (W, 53-31)			
	Patrick Rowe	7	161	1
	Dennis Arey	8	105	0
12-1-90	(2) Miami (L, 28-30)			
	Patrick Rowe	9	102	0
	Dennis Arey	7	101	1
11-16-91	Brigham Young* (T, 52-52)			
	Darnay Scott	8	243	2
	Marshall Faulk	6	116	2
9-28-95	Nevada (W, 30-27)			
	Will Blackwell	8	119	1
	Az Hakim	5	106	1
10-21-95	San José State (W, 49-20)			
	DeAndre Maxwell	5	131	2
	Az Hakim	3	103	2
11-18-95	at Hawaii* (W, 49-10)			
	Will Blackwell	7	136	1
	Az Hakim	4	123	1
9-14-96	at California (L, 37-42)			
	Will Blackwell	11	280	4
	Az Hakim	6	140	0
11-7-96	(16) Wyoming* (W, 28-24)			
	Leandrew Childs	11	152	1
	Will Blackwell	8	101	0
11-23-96	Fresno State* (W, 31-21)			
	Will Blackwell	8	145	1
	Nathaniel Jacquet	5	110	0
9-5-97	Navy (W, 45-31)			
	Az Hakim	6	172	2
	Taj Johnson	6	163	1
9-14-02	Arizona State (L, 28-39)			
	J.R. Tolver	12	296	1
	Kassim Osgood	10	158	1
9-21-02	at Idaho (L, 38-48)			
	J.R. Tolver	14	184	3
	Kassim Osgood	6	178	1
11-23-02	at Air Force* (W, 38-34)			
	J.R. Tolver	13	126	0
	Kassim Osgood	12	123	1

12-7-02	at Hawaii* (L, 40-41)			
	J.R. Tolver	18	283	2
	Kassim Osgood	5	126	1
9-18-04	at (17) Michigan (L, 21-24)			
	Robert Ortiz	7	125	1
	Jeff Webb	11	107	1
12-3-05	at Hawaii* (L, 38-49)			
	Jeff Webb	13	142	2
	Chaz Schilens	8	119	1
9-27-08	Idaho (W, 45-17)			
	Vincent Brown	8	183	3
	Mekell Wesley	6	109	0
10-30-10	at Wyoming (W, 48-38)			
	DeMarco Sampson	7	175	2
	Vincent Brown	5	144	0
11-20-10	(25) Utah (L, 34-38)			
	Vincent Brown	8	184	3
	DeMarco Sampson	12	154	0
11-19-11	(10) Boise State (L, 35-52)			
	Colin Lockett	8	149	0
	Gavin Escobar	8	113	2
12-3-11	Fresno State (W, 35-28)			
	Gavin Escobar	6	125	0
	Colin Lockett	6	102	0

CONSECUTIVE 100-YARD RECEIVING GAMES

Date	Opponent	No.	Yds.	TDs
Patrick Rowe - 9				
9-22-90	at (4) Brigham Young*	6	116	1
9-29-90	Air Force*	5	112	1
10-6-90	at Wyoming*	10	174	1
10-13-90	at UCLA	11	224	1
11-3-90	Utah*	7	120	2
11-10-90	Hawaii*	6	155	0
11-17-90	at New Mexico*	6	131	0
11-24-90	UTEP*	7	161	1
12-1-90	(2) Miami	9	102	0
Gary Garrison - 7				
10-24-64	at UC Santa Barbara	9	149	1
10-31-64	Fresno State*	11	289	4
11-14-64	CSUN*	7	146	2
11-21-64	Cal Western	14	103	1
11-28-64	at San José State	6	116	1
9-18-65	Pacific	10	126	2
9-25-65	Akron	10	152	1
Vincent Brown - 5				
11-22-08	UNLV*	8	119	0
9-5-09	at UCLA	5	139	1
9-12-09	Southern Utah	6	142	1
9-19-09	at Idaho	13	143	1
9-26-09	at Air Force*	10	123	2
Tim Delaney - 5				
11-1-69	at Fresno State*	10	162	1
11-8-69	Pacific*	8	133	3
11-15-69	New Mexico State	16	275	6
11-22-69	North Texas	12	183	1
11-29-69	Long Beach State*	13	203	2
Kassim Osgood - 4				
9-7-02	at (17) Colorado	14	178	0
9-14-02	Arizona State	10	158	1
9-21-02	at Idaho	6	178	1
9-28-02	UCLA	10	145	1
Darnay Scott - 4				
9-11-93	at California	7	160	2
9-18-93	at Air Force*	11	217	2
9-25-93	Minnesota	9	139	2
9-30-93	UCLA	8	148	1
Dennis Arey - 4				
9-15-90	Long Beach State	4	117	1
9-22-90	at (4) Brigham Young*	11	133	0
9-29-90	Air Force*	4	104	2
10-6-90	at Wyoming*	8	171	3
Ezell Ruffin - 3				
10-10-13	at Air Force*	6	108	1
10-26-13	(18) Fresno State*	10	181	0
11-2-13	New Mexico	7	165	2
DeMarco Sampson - 3				
10-16-10	(25) Air Force*	4	106	0
10-23-10	at New Mexico*	7	127	2
10-30-10	at Wyoming*	7	175	2

Chaz Schilens - 3				
11-17-07	at Air Force*	8	215	0
11-24-07	TCU*	6	174	1
12-1-07	(21) Brigham Young*	8	106	0
Kassim Osgood - 3				
11-15-02	Colorado State*	10	170	1
11-23-02	at Air Force*	12	123	1
12-7-02	at Hawai'i	5	126	1
Az Hakim - 3				
9-5-97	Navy	6	172	2
9-13-97	at Washington	7	108	0
9-20-97	at Wisconsin	10	107	1
Will Blackwell - 3				
11-7-96	Wyoming*	8	101	0
11-16-96	at UNLV*	12	196	1
11-23-96	Fresno State*	8	145	1
Az Hakim - 3				
9-7-96	Idaho	6	174	1
9-14-96	at California	6	140	0
9-21-96	Oklahoma	6	120	3
Dennis Arey - 3				
11-17-90	at New Mexico*	8	150	0
11-24-90	UTEP*	8	105	0
12-1-90	(2) Miami	7	101	1
Robert Claiborne - 3				
9-23-89	Cal State Fullerton	6	137	0
9-30-89	at Utah*	9	117	1
10-7-89	at (20) Hawai'i*	7	144	1
Jim Sandusky - 3				
10-1-83	at Hawai'i*	8	162	2
10-8-83	Long Beach State	11	115	0
10-15-83	at Colorado State*	5	131	1
Dwight McDonald - 3				
11-16-74	New Mexico State	7	104	1
11-23-74	Bowling Green	11	173	1
11-30-74	Utah State	11	150	2
Tom Reynolds - 3				
11-20-71	Arizona	9	140	0
11-27-71	Iowa State	10	151	3
12-4-71	North Texas	9	172	1
Tom Nettles - 3				
9-28-68	at Montana State	6	136	1
10-12-68	Texas Southern	4	105	0
10-19-68	Cal State Los Angeles	5	124	0

Receiving

SEVEN STRAIGHT BOWL GAME APPEARANCES ► 21 CONFERENCE CHAMPIONSHIPS



Craig Scoggins, 1966					Sr.
Date	Opponent	No.	Yds.	TD	
S.17	Mexico Poly	3	92	1	
S.24	at Weber State	10	140	2	
O.1	at Cal Poly SLO*	11	91	0	
O.8	at Long Beach State*	9	124	1	
O.19	at San José State	2	25	0	
O.29	Fresno State*	4	65	1	
N.5	North Dakota State	9	161	0	
N.12	CSUN*	8	73	1	
N.19	Northern Arizona	9	192	0	
N.26	Cal State Los Angeles* (1K)	15	239	2	
TOTALS (10 games)		80	1,202	8	
Camellia Bowl (Sacramento, Calif.)					
D.10	vs. Montana State	5	99	0	
TOTALS (11 games)		85	1,301	8	

Tom Nettles, 1968					Sr.
Date	Opponent	No.	Yds.	TD	
S.14	UT Arlington	4	39	0	
S.20	Northern Illinois	6	10	2	
S.28	at Montana State	6	136	1	
O.12	Texas Southern	4	105	0	
O.19	Cal State Los Angeles	5	124	1	
O.26	San José State	5	52	2	
N.2	Fresno State	9	175	3	
N.9	Southern Mississippi (1K)	11	362	4	
N.23	Tennessee State	5	92	1	
N.30	Utah State	7	132	0	
TOTALS (10 games)		62	1,227	14	

Tim Delaney, 1969					Jr.
Date	Opponent	No.	Yds.	TD	
S.27	Cal State Los Angeles*	8	94	0	
O.4	at San José State*	6	73	1	
O.11	at West Texas State	6	79	0	
O.18	at UT Arlington	2	29	0	
O.25	UC Santa Barbara*	4	28	0	
N.1	at Fresno State*	10	162	1	
N.8	Pacific*	8	133	3	
N.15	New Mexico State	16	275	6	
N.22	North Texas (1K)	12	183	1	
N.29	Long Beach State*	13	203	2	
TOTALS (10 games)		85	1,259	14	
Pasadena Bowl (Pasadena, Calif.)					
D.6	vs. Boston University	4	41	0	
TOTALS (11 games)		89	1,300	14	

Tom Reynolds, 1971					Sr.
Date	Opponent	No.	Yds.	TD	
S.25	at Southern Mississippi	7	82	0	
O.2	Northern Illinois	did not play			
O.9	Pacific*	3	49	0	
O.16	at UC Santa Barbara*	6	98	2	
O.22	Utah State	17	290	1	
O.30	at Fresno State*	1	9	0	
N.6	at San José State*	3	60	0	
N.13	Long Beach State*	2	19	0	
N.20	Arizona	9	140	0	
N.27	Iowa State	10	151	3	
D.4	North Texas (1K)	9	172	1	
TOTALS (10 games)		67	1,070	7	

Dwight McDonald, 1974					Sr.
Date	Opponent	No.	Yds.	TD	
S.14	at Arizona	9	122	1	
S.21	Tampa	5	105	1	
S.28	at UTEP	5	59	1	
O.12	Fresno State*	9	82	0	
O.19	San José State*	6	84	0	
O.26	Long Beach State*	6	59	0	
N.2	at North Texas	14	196	0	
N.9	Pacific*	3	23	0	
N.16	New Mexico State	7	104	1	
N.23	Bowling Green (1K)	11	173	1	
N.30	Utah State	11	150	2	
TOTALS (11 games)		86	1,157	7	

Jim Sandusky, 1983					Sr.
Date	Opponent	No.	Yds.	TD	
S.3	at Tulsa	5	99	0	
S.10	California	4	102	0	
S.17	at Utah*	3	51	0	
S.24	at UTEP*	5	95	0	
O.1	at Hawai'i*	8	162	2	
O.8	Long Beach State	11	115	0	
O.15	at Colorado State*	5	131	1	
O.22	Brigham Young*	11	93	1	
O.27	at UNLV	3	55	0	
N.12	Wyoming* (1K)	4	109	1	
N.19	at New Mexico*	7	101	0	
D.3	Air Force*	3	58	1	
TOTALS (12 games)		69	1,171	6	

Webster Slaughter, 1985					Sr.
Date	Opponent	No.	Yds.	TD	
S.14	Long Beach State	5	114	1	
S.21	at UCLA	13	116	2	
S.28	Colorado State*	2	23	0	
O.5	Stanford	4	121	2	
O.12	at Brigham Young*	6	43	0	
O.19	Utah*	7	110	1	
O.26	Oregon	15	168	2	
N.2	at Air Force*	4	31	1	
N.9	at Wyoming*	8	113	0	
N.16	UTEP*	2	24	0	
N.23	New Mexico* (1K)	13	183	1	
N.30	at Hawai'i*	3	25	0	
TOTALS (12 games)		82	1,071	10	

Dennis Arey, 1990					Sr.
Date	Opponent	No.	Yds.	TD	
S.8	at Oregon	4	51	0	
S.15	Long Beach State	4	117	1	
S.22	at Brigham Young*	11	133	0	
S.29	Air Force*	4	104	2	
O.6	at Wyoming*	8	171	3	
O.13	at UCLA	5	64	1	
N.3	Utah*	7	102	2	
N.10	Hawai'i*	2	20	0	
N.17	at New Mexico*	8	150	0	
N.24	UTEP* (1K)	8	105	0	
D.1	Miami	7	101	1	
TOTALS (11 games)		68	1,118	10	

Patrick Rowe, 1990					Jr.
Date	Opponent	No.	Yds.	TD	
S.8	at Oregon	2	42	1	
S.15	Long Beach State	2	55	0	
S.22	at Brigham Young*	6	116	1	
S.29	Air Force*	5	112	1	
O.6	at Wyoming*	10	174	1	
O.13	at UCLA	11	224	1	
N.3	Utah*	7	120	2	
N.10	Hawai'i*	6	155	0	
N.17	at New Mexico* (1K)	6	131	0	
N.24	UTEP*	7	161	1	
D.1	Miami	9	102	0	
TOTALS (11 games)		71	1,392	8	

Darnay Scott, 1992					So.
Date	Opponent	No.	Yds.	TD	
S.5	Southern California	7	78	1	
S.10	at Brigham Young*	7	105	2	
S.26	at UCLA	1	45	0	
O.3	at New Mexico*	7	100	0	
O.17	UTEP*	12	274	3	
O.24	Air Force*	6	57	0	
O.31	at Colorado State*	5	43	0	
N.7	at Wyoming*	3	42	0	
N.14	Hawai'i*	7	132	1	
N.21	Fresno State* (1K)	7	204	1	
N.28	Miami	6	70	1	
TOTALS (11 games)		68	1,150	9	

Darnay Scott, 1993					Jr.
Date	Opponent	No.	Yds.	TD	
S.4	CSUN	7	91	0	
S.11	at California	7	160	2	
S.18	at Air Force*	11	217	2	
S.25	Minnesota	9	139	2	

S.30	UCLA	8	148	1	
O.9	at Hawai'i*	4	93	1	
O.16	Colorado State*	5	68	0	
O.23	New Mexico* (1K)	7	122	1	
O.30	at Utah*	9	113	1	
N.11	Brigham Young*	did not play			
N.20	at Fresno State*	5	91	0	
N.27	Wyoming*	3	20	0	
TOTALS (11 games)		75	1,262	10	

Will Blackwell, 1995					So.
Date	Opponent	No.	Yds.	TD	
S.2	California	4	32	0	
S.9	at Oklahoma	8	84	0	
S.16	at Brigham Young*	15	197	2	
S.28	Nevada	8	119	1	
O.7	at Utah*	10	81	1	
O.14	Fresno State*	8	172	1	
O.21	San José State	did not play			
O.28	at UTEP*	1	1	0	
N.4	New Mexico*	8	210	1	
N.11	Wyoming*	5	65	1	
N.18	at Hawai'i* (1K)	7	136	1	
N.25	Colorado State*	12	110	0	
TOTALS (11 games)		86	1,207	8	

Az Hakim, 1995					So.
Date	Opponent	No.	Yds.	TD	
S.2	California	7	73	0	
S.9	at Oklahoma	6	94	1	
S.16	at Brigham Young*	4	73	1	
S.28	Nevada	5	106	1	
O.7	at Utah*	6	90	1	
O.14	Fresno State*	2	31	0	
O.21	San José State	3	103	2	
O.28	at UTEP*	5	120	0	
N.4	New Mexico*	4	76	1	
N.11	Wyoming*	4	69	0	
N.18	at Hawai'i*	4	123	1	
N.25	Colorado State* (1K)	7	64	0	
TOTALS (12 games)		57	1,022	8	

Will Blackwell, 1996					Jr.
Date	Opponent	No.	Yds.	TD	
S.7	Idaho	did not play			
S.14	at California	11	280	4	
S.21	Oklahoma	did not play			
O.12	Hawai'i*	1	8	0	
O.19	at New Mexico*	3	98	2	
O.26	at Colorado State*	5	22	1	
N.2	at San José State*	5	64	2	
N.7	Wyoming*	8	101	0	
N.16	at UNLV*	12	196	1	
N.23	Fresno State*	8	145	1	
N.28	Air Force* (1K)	7	86	0	
TOTALS (9 games)		60	1,000	11	

Kassim Osgood, 2002					Sr.
Date	Opponent	No.	Yds.	TD	
A.29	at Fresno State	9	58	0	
S.7	at (17) Colorado	14	178	0	
S.14	Arizona State	10	158	1	
S.21	at Idaho	6	178	1	
S.28	UCLA	10	145	1	
O.12	Utah*	8	94	1	
O.19	at Wyoming*	3	73	1	
O.26	UNLV*	5	40	0	
N.2	at Brigham Young* (1K)	12	138	0	
N.9	at New Mexico*	4	71	0	
N.15	(17) Colorado State*	10	170	1	
N.23	at Air Force*	12	123	1	
D.7	at Hawai'i	5	126	1	
TOTALS (13 games)		108	1,552	8	

J.R. Tolver, 2002					Sr.
Date	Opponent	No.	Yds.	TD	
A.29	at Fresno State	10	158	1	
S.7	at (17) Colorado	8	79	0	
S.14	Arizona State	12	296	1	
S.21	at Idaho	14	184	3	
S.28	UCLA	3	30	0	
O.12	Utah*	16	185	1	
O.19	at Wyoming* (1K)	7	133	0	

O.26	UNLV*	9	151	2	
N.2	at Brigham Young*	4	30	1	
N.9	at New Mexico*	4	34	0	
N.15	(17) Colorado State*	10	96	2	
N.23	at Air Force*	13	126	0	
D.7	at Hawai'i	18	283	2	
TOTALS (13 games)		128	1,785	13	

Jeff Webb, 2005				Sr.
Date	Opponent	No.	Yds.	TD
S.3	UCLA	5	71	1
S.10	at Air Force*	8	91	0
S.17	at (9) Ohio State	4	18	0
S.24	San José State	8	133	1
O.1	Brigham Young*	13	129	0
O.8	at UNLV*	3	25	0
O.15	at Utah*	9	142	2
O.22	New Mexico*	9	132	2
O.29	(20) TCU*	9	50	1
N.12	at Colorado State*	4	61	1
N.19	Wyoming*	7	115	0
D.3	at Hawai'i (1K)	13	142	2
TOTALS (12 games)		92	1,109	10

Bold indicates record set by a current Aztec or last year
 * - Indicates conference game.

■ Team Records

Most Plays

Game: 110, vs. North Texas, 11/22/69
Season: 972, in 2013 (8-5)

Fewest Plays

Game: 41, at TCU*, 10/4/08, vs. Wyoming*,
 11/4/06 and at (9) Ohio State, 9/17/05
Season: 418, in 1959 (1-6-1)

Most Yards

Game: 769, vs. New Mexico State, 11/15/69
Season: 5,937, in 2010 (9-4)

Fewest Yards

Game: 85, at TCU*, 10/4/08
Season: 1,397, in 1960 (1-6-1)

Most Yards Per Game

Season: 527.9, in 1990 (6-5)

Fewest Yards Per Game

Season: 174.6, in 1960 (1-6-1)

Most Yards Per Play

Season: 6.86, in 2010 (9-4)

MOST YARDAGE

Pl.	Opponent (Plays) Date	Yards
1.	vs. New Mexico State (81), Nov. 15, 1969	769
2.	vs. Mexico Poly (56), Sept. 17, 1966	730
3.	vs. Pacific (99), Sept. 14, 1991	699
4.	vs. Brigham Young* (79), Nov. 16, 1991	695
5.	vs. UTEP* (95), Nov. 24, 1990	688
	at New Mexico* (95), Nov. 17, 1990	688
7.	vs. Long Beach State (84), Oct. 24, 1987	676
8.	vs. (23) Hawaii* (83), Nov. 14, 1992	675
9.	at UNLV* (76), Nov. 16, 1996	670
10.	at Utah* (86), Sept. 30, 1989	659

MOST OFFENSIVE PLAYS

Pl.	Opponent (Yards) Date	Plays
1.	vs. North Texas (634), Nov. 22, 1969	110
2.	vs. UTEP* (492), Nov. 17, 1979	102
3.	at (4) Brigham Young* (496), Sept. 22, 1990	101
4.	vs. Eastern Illinois (440), Aug. 31, 2013	99
	vs. Pacific (699), Sept. 14, 1991	99
	vs. North Texas (417), Dec. 4, 1971	99
7.	at (1) Miami (427), Nov. 30, 1991	97
	at Long Beach State (524), Oct. 28, 1978	97
9.	vs. (25) UCLA (380), Sept. 30, 1993	96
	at Wyoming* (530), Nov. 9, 1985	96
	at (19) Iowa State (496), Sept. 16, 1978	96

SINGLE-SEASON HIGHS

Total Plays	Yards
1. 972, in 2013 (8-5)	1. 5,937 in 2010 (9-4)
2. 955, in 1991 (8-4-1)	2. 5,798, in 1990 (6-5)
3. 954, in 2002 (4-9)	3. 5,785, in 1995 (8-4)
4. 951, in 1989 (6-5-1)	4. 5,739, in 1991 (8-4-1)
5. 935, in 2011 (8-5)	5. 5,703, in 2016 (11-3)
6. 927, in 2015 (11-3)	6. 5,610, in 1989 (6-5-1)
	7. 5,586, in 1993 (6-6)
8. 924, in 1987 (5-7)	8. 5,556 in 2011 (8-5)
9. 914, in 1993 (8-4)	9. 5,524, in 2013 (8-5)
10. 892, in 2016 (11-3)	10. 5,322, in 1969 (11-0)

Yards Per Game

1. 532.2, in 1969 (11-0)	1. 62, in 2016 (11-3)
2. 527.9, in 1990 (6-5)	2. 61, in 1969 (11-0)
3. 482.1, in 1995 (8-4)	3. 58, in 2010 (9-4)
4. 478.3, in 1991 (8-4-1)	4. 57, in 2015 (11-3)
5. 476.5, in 1996 (8-3)	57, in 1990 (6-5)
6. 467.5, in 1989 (6-5-1)	6. 53, in 2011 (8-5)
7. 465.5, in 1993 (6-6)	7. 51, in 2012 (9-4)
8. 456.7, in 2010 (9-4)	51, in 1996 (8-3)
9. 438.6, in 1987 (5-7)	51, in 1995 (8-4)
10. 436.8, in 1985 (5-6-1)	51, in 1993 (8-4)

Touchdowns

■ Individual Records

Most Plays

Game: 70, Todd Santos vs. Stanford, 10/17/87
Season: 584, Matt Kofler, 1981
Career: 1,822, Ryan Lindley, 2008-09-10-11

Most Yards

Game: 528, David Lowery vs. Brigham Young*,
 11/16/91 and Dan McGwire at New
 Mexico*, 10/17/87
Season: 3,799, Ryan Lindley, 2010
Career: 12,415, Ryan Lindley, 2008-09-10-11

Touchdowns Responsible For

Game: 9, Dennis Shaw vs. New Mexico State,
 11/15/69
Season: 45, Dennis Shaw, 1969
Career: 92, Ryan Lindley, 2008-09-10-11

Games with 100 Yards Passing and 100 Yards Rushing

Career: 1, Kevin O'Connell at Brigham Young*,
 11/6/04 (229 passing, 101 rushing) and
 1, Joe Turpin vs. Cal Poly SLO, 9/30/67
 (102 passing, 116 rushing)

SEASON

Pl.	Player, Season	Yards
1.	Ryan Lindley, 2010	3,799
2.	Todd Santos, 1987	3,688
3.	Dan McGwire, 1990	3,664
4.	Matt Kofler, 1981	3,528
5.	Kevin O'Connell, 2007	3,471
6.	Dan McGwire, 1989	3,423
7.	Billy Blanton, 1995	3,324
8.	Dennis Shaw, 1969	3,197
9.	Billy Blanton, 1996	3,161
10.	Adam Hall, 2002	3,143

SEASON PER GAME

Pl.	Player, Season	YPG
1.	Dan McGwire, 1990	333.1
2.	Matt Kofler, 1981	320.7
3.	Todd Santos, 1987	307.3
4.	Ryan Lindley, 2010	292.2
5.	Dennis Shaw, 1969	290.6

CAREER PER GAME

Pl.	Player, Seasons	YPG
1.	Dan McGwire, 1989-90	308.1
2.	Dennis Shaw, #1968-69	268.6
3.	Billy Blanton, 1993-94-95-96	258.5
4.	Ryan Lindley, 2008-09-10-11	253.4
5.	Tim Gutierrez, 1992-93-94	234.2

- Shaw's 1968 Division II season stats are included



TOTAL OFFENSE/CAREER

Pl.	Player	Seasons	Rush	Rush TDs	Passing	Pass TDs	Total Off.
1.	Ryan Lindley	2008-09-10-11	-275	2	12,690	90	12,415
2.	Todd Santos	1984-85-86-87	-912	1	11,425	70	10,513
3.	Kevin O'Connell	2004-05-06-07	1,312	19	7,689	46	9,001
4.	Billy Blanton	1993-94-95-96	-151	1	8,165	67	8,014
5.	Dan McGwire	1989-90	-397	3	7,484	43	7,087
6.	Donnel Pumphrey	2013-14-15-16	6,405	62	16	1	6,421
7.	David Lowery	1989-91-92-93	-68	4	5,998	44	5,930
8.	Brian Sipe	1969-70-71	-333	1	5,707	44	5,374
9.	Dennis Shaw	1968-69	47	14	5,324	58	5,371
10.	Adam Hall	2001-02-03	-166	1	5,173	24	5,007
11.	Quinn Kaehler	2013-14	-214	1	5,164	28	4,950

■ Single-Game Total Offense Leaders

TOTAL OFFENSE

Pl.	Player	Opponent, Date	Rushing	Passing	Total	TDRF
1.	David Lowery	vs. Brigham Young*, Nov. 16, 1991	-40	568	528	5
	Dan McGwire	at New Mexico*, Nov. 17, 1990	-2	530	528	2
3.	Dennis Shaw	vs. Southern Mississippi, Nov. 9, 1968	2	524	526	7
4.	Ryan Lindley	vs. (25) Utah*, Nov. 20, 2010	-10	528	518	4
5.	Matt Kofler	vs. (12) Iowa State, Oct. 10, 1981	73	444	517	5
6.	Mark McKay	at Hawaii*, Nov. 6, 1982	-3	513	510	1
7.	Todd Santos	vs. Stanford, Oct. 17, 1987	-32	536	504	5
8.	Dan McGwire	vs. Utah*, Sept. 30, 1989	-12	510	498	2
9.	Adam Hall	vs. Arizona State, Sept. 14, 2002	-19	516	497	3
10.	Adam Hall	at Idaho, Sept. 21, 2002	-10	506	496	5



■ Annual Total Offense Leaders

Year	Player	Cl.	NR	CR	Pass	Rush	Total	TDR
1947	John Simcox	Jr.			317	295	612	8
1948	John Simcox	Sr.			665	88	753	6
1949	Leon Parma	Jr.			603	-30	573	9
1950	Art Preston	Jr.			0	780	780	7
1951	Jesse Thompson	Sr.			1,304	-113	1,191	13
1952	Norm Nygaard	So.			0	1,016	1,016	9
1953	Norm Nygaard	Jr.			0	889	889	12
1954	Norm Nygaard	Sr.			0	714	714	4
1955	Don Magee	So.			792	-155	637	4
1956	Claude Lewis	Sr.			0	470	470	4
1957	Joe Duke	So.			719	-3	716	5
1958	Joe Duke	Jr.			787	-122	665	7
1959	Joe Duke	Sr.			696	47	745	8
1960	Russ Boehmke	So.			293	111	404	2
1961	Wayne Sevier	Jr.			463	319	782	13
1962	Wayne Sevier	Sr.		3	578	289	867	9
1963	Rod Dowhower	Jr.		3	1,136	98	1,234	16
1964	Rod Dowhower	Sr.		1	1,728	6	1,734	27
1965	Don Horn	Jr.			1,688	-66	1,622	23
1966	Don Horn	Sr.		2	2,234	-38	2,196	21
1967	Joe Turpen	Jr.			495	284	779	11
1968	Dennis Shaw	Jr.			2,139	35	2,174	27
1969	Dennis Shaw	Sr.		1	3,185	12	3,197	45
1970	Brian Sipe	Jr.	7	1	2,618	-196	2,422	23
1971	Brian Sipe	Sr.		1	2,532	-204	2,328	17
1972	Bill Donckers	Sr.		5	1,325	223	1,558	14
1973	Jesse Freitas	Sr.	1	1	2,993	-92	2,901	23
1974	Craig Penrose	Jr.	20	4	1,683	-78	1,605	12
1975	Craig Penrose	Sr.	2	1	2,660	-191	2,469	15
1976	David Turner	Jr.			16	982	998	7
1977	Joe Davis	Sr.			2,260	-152	2,208	25
1978	Mark Halda	So.			2,262	-99	2,163	14
1979	Mark Halda	Jr.			1,684	-132	1,552	11
1980	Matt Kofler	Jr.			1,139	24	1,163	10
1981	Matt Kofler	Sr.			3,337	191	3,528	28
1982	Mark McKay	Jr.			1,985	4	1,989	12
1983	Mark McKay	Sr.			2,490	-185	2,305	15
1984	Todd Santos	Fr.			2,063	-233	1,830	9
1985	Todd Santos	So.			2,877	-111	2,766	21
1986	Todd Santos	Jr.			2,553	-324	2,229	15
1987	Todd Santos	Sr.	1	1	3,932	-244	3,688	26
1988	Brad Platt	Sr.			1,466	-190	1,276	6
1989	Dan McGwire	Jr.			3,651	-228	3,423	18
1990	Dan McGwire	Sr.			3,833	-169	3,664	28
1991	David Lowery	So.			2,575	15	2,590	22
1992	David Lowery	Jr.			2,632	-71	2,561	21
1993	Tim Gutierrez	Jr.			3,033	-209	2,824	24
1994	Tim Gutierrez	Sr.			1,575	-76	1,499	11
1995	Billy Blanton	Jr.			3,300	24	3,324	23
1996	Billy Blanton	Sr.			3,221	-60	3,161	30
1997	Kevin McKechnie	Sr.			1,449	-23	1,426	11
1998	Brian Russell	So.		11	1,438	176	1,614	13
1999	Jack Hawley	Jr.		3	1,942	90	2,032	16
2000	Lon Sheriff	So.	50	4	2,163	-162	2,001	7
2001	Larry Ned	Sr.		9	0	1,549	1,549	15
2002	Adam Hall	Jr.	10	1	3,253	-110	3,143	17
2003	Adam Hall	Sr.		5	1,320	-56	1,264	6
2004	Kevin O'Connell	Fr.	69	5	1,328	347	1,675	10
2005	Kevin O'Connell	So.	29	3	2,663	402	3,065	24
2006	Kevin O'Connell	Jr.			635	155	790	5
2007	Kevin O'Connell	Sr.	24	2	3,063	408	3,471	26
2008	Ryan Lindley	Fr.	42	4	2,653	-62	2,591	17
2009	Ryan Lindley	So.	39	3	3,054	-131	2,923	24
2010	Ryan Lindley	Jr.	14	1	3,830	-31	3,799	28
2011	Ryan Lindley	Sr.	42	3	3,153	-51	3,102	23
2012	Ryan Katz	Sr.			1,348	287	1,635	17
2013	Quinn Kaehler	Jr.	46	7	3,007	-109	2,898	20
2014	Quinn Kaehler	Sr.	97	10	2,052	-105	2,157	9
2015	Donnel Pumphrey	Jr.			16	1,653	1,669	18
2016	Donnel Pumphrey	Sr.	104	8	0	2,133	2,133	17

NR - national ranking in total yards per game. CR - conference ranking in total yards per game. TDR - touchdowns responsible for (passing TDs + rushing TDs).

■ Division I Era Team Records

MOST FIRST DOWNS

Pl.	Opponent	Date	First Downs
1.	vs. Long Beach State	10/24/87	37
2.	vs. New Mexico State	11/15/69	36
3.	vs. UTEP*	11/24/90	35
	at New Mexico*	9/27/86	35
	vs. North Texas	11/24/73	35
6.	vs. Pacific	9/14/91	34
	at New Mexico*	11/17/90	34
	at Long Beach State	10/28/78	34
9.	vs. North Texas	11/22/69	33
10.	at New Mexico*	10/3/92	32
	at UTEP*	10/28/89	32
	vs. Utah*	9/12/87	32
	in a Mountain West game		
	vs. UNLV	11/27/10	30
	against a nationally ranked opponent		
	vs. (23) Hawai'i	11/14/92	30
	at (19) Iowa State	9/16/78	30

HIGHEST YARDS PER RUSH

Pl.	Opponent	Date	YPR
1.	at Nevada*	11/12/16	10.77
2.	vs. San José State	10/21/95	9.36
3.	at New Mexico*	10/10/14	8.63
4.	vs. UTEP*	11/16/85	8.53
5.	at Wyoming*	11/24/12	8.33
6.	vs. Pacific	9/14/91	7.96
7.	vs. Wyoming*	10/29/11	7.89
8.	at Missouri	9/18/10	7.58
9.	vs. Hawai'i*	10/11/96	7.48
10.	vs. Colorado State*	9/28/85	7.23
	against a nationally ranked opponent		
	vs. (16) Brigham Young*	10/27/01	6.95

HIGHEST PASSING COMPLETION PERCENTAGE

Pl.	Opponent	Date	Pct.
1.	vs. Pacific*	11/11/72	84.00
2.	vs. Utah*	9/12/87	83.33
3.	vs. Navy	9/3/94	81.25
4.	vs. UTEP	8/31/06	80.65

5.	vs. Navy	9/5/97	80.00
	vs. Cal State Fullerton	10/23/76	80.00
7.	at Wyoming*	11/24/12	79.17
8.	at Utah*	9/13/86	78.95
9.	at Colorado State*	10/31/15	78.57
10.	vs. Navy (PB)	12/23/10	78.26

	in a Mountain West game		
	at Wyoming*	11/24/12	79.17
	against a nationally ranked opponent		
	vs. (16) Wyoming	11/7/96	75.00

HIGHEST PASSING EFFICIENCY RATING

Pl.	Opponent	Date	Rating
1.	vs. Navy	9/5/97	291.82
2.	vs. Stanford	10/5/85	247.42
3.	at Kansas	9/25/99	230.85
4.	vs. Utah State	9/25/10	230.45
5.	vs. Portland State	9/22/07	230.34
6.	vs. North Dakota	9/15/12	228.58
7.	vs. New Mexico*	11/4/95	226.88
8.	vs. Brigham Young*	11/16/91	226.18
9.	vs. Cincinnati (HB)	12/24/15	220.30
10.	vs. Cal State Fullerton*	10/4/75	216.04

	in a Mountain West game		
	vs. UNLV*	11/27/10	211.97
	against a nationally ranked opponent		
	vs. (23) Hawai'i	11/14/92	180.26


MOST YARDS PER PLAY

Pl.	Opponent	Date	Yards/Play
1.	at Nevada*	11/12/16	10.16
2.	vs. San José State	10/21/95	9.98
3.	vs. New Mexico State	11/15/69	9.49
4.	vs. Navy	9/5/97	8.92
5.	vs. Portland State	9/22/07	8.90
6.	at UNLV*	11/16/96	8.82
7.	vs. Brigham Young*	11/16/91	8.80
8.	vs. Fresno State*	10/14/95	8.75
9.	vs. North Dakota	9/15/12	8.74
10.	vs. Nicholls State	9/4/10	8.70

	against a nationally ranked opponent		
	vs. (25) Utah*	11/20/10	7.83
	vs. (13) Florida State	11/19/77	7.83

HB - Hawai'i Bowl; PB - Poinsettia Bowl.

TODD SANTOS



All-Purpose Yardage

SEVEN STRAIGHT BOWL GAME APPEARANCES ► 21 CONFERENCE CHAMPIONSHIPS



Bold indicates record set by a current Aztec or last year
* - Indicates conference game.

■ Individual Records

Most Yards

Season: **2,370, Donnel Pumphrey, 2016**
Career: **7,515, Donnel Pumphrey, 2013-14-15-16**

Most Yards Per Play

Season: 21.8, Derrick Lewis, 2000
Career: 19.6, Patrick Rowe, 1987-88-90-91

SEASON

Pl.	Player, Season (Plays)	Yards
1.	Donnel Pumphrey, 2016 (377)	2,370
2.	Marshall Faulk, 1993 (347)	2,174
3.	Donnel Pumphrey, 2015 (337)	2,069
4.	Donnel Pumphrey, 2014 (299)	2,027
5.	Ronnie Hillman, 2011 (335)	1,981
6.	George Jones, 1995 (317)	1,961
7.	Jim Sandusky, 1983 (103)	1,877
8.	Rashaad Penny, 2016 (171)	1,866
9.	J.R. Tolver, 2002 (136)	1,830
10.	Webster Slaughter, 1985 (134)	1,812
11.	Marshall Faulk, 1992 (283)	1,758
12.	Patrick Rowe, 1990 (87)	1,716

ALL-PURPOSE YARDAGE/CAREER

Pl.	Player	Seasons	Rush	Rec.	KOR	PR	IR	Total
1.	Donnel Pumphrey	2013-14-15-16	6,405	1,041	69	0	0	7,515
2.	Marshall Faulk	1991-92-93	4,589	973	33	0	0	5,595
3.	Darnay Scott	1991-92-93	118	3,139	1,399	2	0	4,658
4.	Monty Gilbreath	1986-87-88-89	29	2,241	1,543	795	0	4,608
5.	Colin Lockett	2010-11-12-13	190	1,999	2,187	0	0	4,376
6.	Vincent Brown	2007-08-09-10	34	3,110	767	46	0	3,957
7.	Patrick Rowe	1987-88-90-91	19	2,678	1,243	0	0	3,940
8.	Larry Ned	1998-99-00-01	3,562	343	0	0	0	3,905
9.	Az Hakim	1994-95-96-97	15	2,622	999	68	0	3,704
10.	Rashaad Penny	2014-15-16	1,408	344	1,928	0	0	3,680
11.	J.R. Tolver	1999-00-01-02	34	3,572	66	5	0	3,677
12.	Chris Hardy	1983-84-85-86	2,341	616	685	-6	0	3,636
13.	Ronnie Hillman	2010-11	3,243	338	0	0	0	3,581
14.	Art Preston	1949-50-51	1,664	N/A	N/A	N/A	N/A	3,463
15.	Norm Nygaard	1952-53-54	2,619	92	457	37	38	3,243
16.	Adam Muema	2011-12-13	2,852	214	0	0	0	3,066

SEASON PER GAME

Pl.	Player, Season	YPG
1.	Marshall Faulk, 1993	181.2
2.	Donnel Pumphrey, 2016	169.3
3.	George Jones, 1995	163.4
4.	Marshall Faulk, 1992	159.8
5.	Jim Sandusky, 1983	156.4
6.	Patrick Rowe, 1990	156.0

CAREER PER GAME

(minimum 15 games)

Pl.	Player, Seasons	YPG
1.	Marshall Faulk, 1991-92-93	174.8
2.	George Jones, 1995-96	156.1
3.	David Turner, 1976-77	151.3
4.	Darnay Scott, 1991-92-93	141.2
5.	Donnel Pumphrey, 2013-14-15-16	139.2
6.	Ronnie Hillman, 2010-11	137.7


■ Single-Game All-Purpose Leaders

Pl.	Player	Opponent, Date	Rush	Rec.	Other	Total
1.	Marshall Faulk	vs. Pacific, Sept. 14, 1991	386	11	25	422
2.	Darnay Scott	vs. UTEP*, Oct. 17, 1992	0	274	80	354
3.	Darnay Scott	vs. Brigham Young*, Nov. 16, 1991	0	243	104	347
4.	Patrick Rowe	at UCLA, Oct. 13, 1990	0	224	106	330
5.	Ron Slack	vs. Long Beach State, Oct. 14, 1989	197	57	68	322
6.	Larry Ned	vs. Eastern Illinois, Oct. 6, 2001	285	34	0	319
7.	Donnel Pumphrey	vs. California, Sept. 10, 2016	281	29	0	310
8.	George Jones	vs. Fresno State*, Oct. 14, 1995	270	36	0	306
9.	Ronnie Hillman	vs. Wyoming*, Oct. 29, 2011	224	81	0	305
10.	Marshall Faulk	vs. (23) Hawai'i*, Nov. 14, 1992	300	3	0	303
11.	Marshall Faulk	at Brigham Young*, Sept. 10, 1992	299	3	0	302

■ Annual All-Purpose Leaders

Year	Player	Cl.	NR	CR	Rush	Rec.	PR	KR	IR	Yards
1970	Tim Delaney	Sr.			794					794
1971	Tom Reynolds	Sr.			1,070					1,070
1972	Tim Boyer	Jr.			464	91	324			879
1973	Keith Denson	Sr.			-21	922		339		1,240
1974	Dwight McDonald	Sr.			1,157					1,157
1975	Duke Fergerson	Sr.			-1	886		127		1,012
1976	David Turner	Jr.			982	72				1,054
1977	David Turner	Sr.			1,252	417				1,669
1978	Steve Stapler	Jr.			-1	490	13	552		1,054
1979	Tony Allen	Sr.			1,094	170				1,264
1980	Bobby Taylor	Sr.			-23	656				633
1981	Phil Smith	Jr.			-2	476		553		1,027
1982	Phil Smith	Sr.			68	355		450		873
1983	Jim Sandusky	Sr.	5	1	-15	1,171	381	340		1,877
1984	Mike Waters	Sr.			704	234		399		1,337
1985	Webster Slaughter	Sr.	10	1	58	1,071	270	413		1,812
1986	Chris Hardy	Sr.			947	287				1,234
1987	Paul Hewitt	Jr.			1,001	378				1,379
1988	Paul Hewitt	Sr.			1,055	140				1,195
1989	Monty Gilbreath	Sr.			29	903	173	206		1,311
1990	Patrick Rowe	Jr.			-4	1,392		324		1,712
1991	Marshall Faulk	Fr.	3	1	1,429	201		33		1,663
1992	Marshall Faulk	So.	3	1	1,630	128				1,758
1993	Marshall Faulk	Jr.			1,530	644				2,174
1994	Curtis Shearer	Sr.			9	737		630		1,376
1995	George Jones	Jr.			1,842	119				1,961
1996	George Jones	Sr.			968	119				1,087
1997	Jonas Lewis	So.		17	1,021	36		42		1,099
1998	Damon Gourdine	Jr.	26	4	26	649	294	539		1,508
1999	Larry Ned	Jr.		9	894	161				1,055
2000	Derrick Lewis	Jr.	75	4	20	782	56	296		1,154
2001	Larry Ned	Sr.	13	2	1,549	138				1,687
2002	J.R. Tolver	Sr.	24	1	40	1,785		5		1,830
2003	Lynell Hamilton	Fr.	47	3	1,087	100				1,187
2004	Brandon Bornes	Fr.		9	578	27		294		899
2005	Jeff Webb	Sr.			12	1,109				1,121
2006	Atiyah Henderson	Fr.			764	78				842
2007	Brett Swain	Sr.		10	3	973	88			973
2008	Atiyah Henderson	Jr.			490	228				718
2009	Vincent Brown	Jr.			10	778	33	220		1,041
2010	Ronnie Hillman	Fr.	42	1	1,532	68				1,600
2011	Ronnie Hillman	So.	15	1	1,711	270				1,981
2012	Adam Muema	So.	42	5	1,458	147				1,605
2013	Colin Lockett	Sr.	33	3	52	736		761		1,549
2014	Donnel Pumphrey	So.	8	2	1,867	160				2,027
2015	Donnel Pumphrey	Jr.	12	3	1,653	416				2,069
2016	Donnel Pumphrey	Sr.	7	2	2,133	231		6		2,370

NR - national ranking in yards per game. CR - conference ranking in yards per game. In some cases, SDSU had a player with a higher YPG average but the player listed as the annual leader is the individual with the most yards in the season.



DARNAY SCOTT

Scoring



SEVEN STRAIGHT BOWL GAME APPEARANCES ► 21 CONFERENCE CHAMPIONSHIPS

Bold indicates record set by a current Aztec or last year
 * - Indicates conference game
 ^ - Indicates Division I era record

■ Team Records

Most Points

Quarter: 31, Cal State Fullerton*, 10/4/75
Half: 49, vs. New Mexico State, 11/15/69
Game: 72, vs. UC Santa Barbara*, 11/21/53
Season: 493 in 2016 (11-3)

Fewest Points

Game: 0, many times, most recent:
 at TCU*, 11/18/06
Season: 50, in 1942 (0-6-1) and 1921 (4-6)

Most Points Per Game

Season: 42.2, in 1969 (11-0)

Fewest Points Per Game

Season: 6.5, in 1955 (2-8)

Most Touchdowns

Quarter: 4, 13 times, most recent:
 vs. Fresno State, 11-26-94
Half: 7 vs. New Mexico State, 11-15-69
Game: 10 vs. New Mexico State, 11-15-69
Season: 66 in 1969 (11-0)

Most Field Goals

Game: 4, seven times, most recent:
 vs. Wyoming*, 10-25-03
Season: 20, 2014

MOST POINTS/QUARTER

Pl.	Opponent (Quarter)	Date	Points
1.	vs. Cal State Fullerton* (1st)	Oct. 4, 1975	31
2.	vs. Long Beach State (3rd)	Sept. 8, 1991	30
	vs. Northern Illinois (3rd)	Oct. 21, 1967	30
4.	vs. Fresno State* (4th)	Nov. 26, 1994	28
	vs. Navy (2nd)	Sept. 3, 1994	28
	at New Mexico* (2nd)	Nov. 17, 1990	28

vs. Utah* (2nd)	Nov. 3, 1990	28
vs. Utah* (1st)	Sept. 12, 1987	28
vs. Hawaii* (1st)	Nov. 22, 1986	28
vs. (12) Iowa State (3rd)	Oct. 10, 1981	28
vs. New Mexico State (2nd)	Nov. 16, 1974	28
vs. New Mexico State (2nd)	Nov. 15, 1969	28
vs. Southern Mississippi (4th)	Nov. 9, 1968	28

MOST POINTS/GAME

Pl.	Opponent, Date	Points
1.	vs. UC Santa Barbara*, Nov. 21, 1953	72
2.	vs. California Christian, Oct. 1, 1927	71
3.	vs. New Mexico State, Nov. 15, 1969	70
4.	vs. Cal Poly SLO*, Oct. 5, 1963	69
5.	vs. Southern Mississippi, Nov. 9, 1968	68
6.	vs. Utah*, Nov. 3, 1990	66
7.	vs. UC Santa Barbara*, Nov. 14, 1970	64
	vs. Cal State Los Angeles*, Oct. 27, 1951	64
9.	vs. Cal State Fullerton*, Oct. 4, 1975	59
	vs. Cal Poly SLO*, Oct. 3, 1964	59

MOST POINTS/SEASON

Pl.	Season (Record)	Points
1.	2016 (11-3)	493
2.	1969 (11-0)	464
3.	1990 (6-5)	459
4.	2010 (9-4)	455
5.	2015 (11-3)	450
6.	1996 (8-3)	428
7.	2012 (9-4)	427
8.	1964 (8-2)	423
9.	1993 (6-6)	413
10.	1991 (8-4-1)	403

■ Individual Records

Most Points

Game: 44, Marshall Faulk vs. Pacific, 9/14/91
Season: 144, Marshall Faulk, 1993
 and Paul Hewitt, 1987
Career: 402, Donnel Pumphrey, 2013-14-15-16



JOHN BARON II

Most Touchdowns

Game: 7, Marshall Faulk vs. Pacific, 9/14/91
Season: 24, Marshall Faulk, 1993 and Paul Hewitt, 1987
Career: 67, Donnel Pumphrey, 2013-14-15-16

Most Extra Points

Game: 10, Al Limahelu vs. New Mexico State, 11/22/69
Season: 59, Al Limahelu, 1969
Career: 170, Andy Trakas, 1989-90-91-92

Best Extra-Point Percentage

Season: 100.0%, 15 times, most recent:
 Donny Hageman (57-57), 2015
Career: 100.0%, Donny Hageman (94-94), 2014-15;
 Marco Morales (50-50), 1982-83
 and Steve Duncan (40-40), 1977-78

Most Two-Point Conversions

Season: 3, Mario Mendez, 1963
Career: 5, Mario Mendez, 1961-62-63

Most Field Goals

Game: 4, nine times, most recent:
 John Baron II at Utah State*, 10/28/16
Season: 21, John Baron II, 2016
Career: 56, Andy Trakas, 1989-90-91-92

Most Field Goals Attempted

Game: 5, four times, most recent:
 J.C. Mejia vs. Wyoming*, 10/25/03
Season: 29, J.C. Mejia, 2003
Career: 82, Andy Trakas, 1989-90-91-92

Highest Field Goal Percentage


Season: .913 (21-23), John Baron II, 2016
 (min. 10 att.)
Career: .875 (28-32), Chris O'Brien, 1984-85
 (min. 25 att.)

Most Consecutive Field Goals Made

Career: 18, Chris O'Brien, 1984-85

Most Points Kick Scoring

Game: 16, five times, most recent:
 John Baron II at Utah State, 10/28/16
Season: 119, John Baron II, 2016
Career: 338, Andy Trakas, 1989-90-91-92



MARSHALL FAULK

SCORING/CAREER

Pl.	Player	Seasons	TD	FG	PAT1	PAT2	S/DXP	Points
1.	Donnel Pumphrey	2013-14-15-16	67	0-0	0-0	0-0	0	402
2.	Marshall Faulk	1991-92-93	62	0-0	0-0	1-2	0	376
3.	Andy Trakas	1989-90-91-92	0	56-82	170-178	0-0	0	338
4.	Peter Holt	1993-94-95-96	0	48-72	158-169	0-0	0	302
5.	Garrett Palmer	2004-05-06-07	0	48-67	116-121	0-0	0	260
6.	Nate Tandberg	1997-98-99-00	0	13-27	28-28	0-0	0	239
7.	Ronnie Hillman	2010-11	38	0-0	0-0	0-0	0	228
8.	Adam Muema	2011-12-13	36	0-0	0-0	2-2	0	220
9.	Larry Ned	1998-99-00-01	36	0-0	0-0	0-0	0	216
10.	George Jones	1995-96	34	0-0	0-0	1-2	0	206
11.	Donny Hageman	2014-15	0	37-47	94-94	0-0	0	205
12.	Paul Hewitt	1987-88	34	0-0	0-0	0-0	0	204
13.	Art Preston	1949-50-51	32	0-0	0-0	0-0	0	192
14.	Gary Garrison	1964-65	29	0-0	0-0	0-2	0	174
	Kern Carson	1961-62-63	29	0-0	0-0	0-0	0	174

■ Most Points

SEASON

Pl.	Player, Season (How Scored)	Points
1.	Marshall Faulk, 1993 (24 TD)	144
	Paul Hewitt, 1987 (24 TD)	144
3.	Marshall Faulk, 1991 (23 TD, 1 2XP)	140
4.	George Jones, 1995 (23 TD)	138
5.	Donnel Pumphrey, 2015 (20 TD)	120
	Donnel Pumphrey, 2014 (20 TD)	120
7.	Ronnie Hillman, 2011 (20 TD)	120
8.	John Baron II, 2016 (56 XP, 21 FG)	119
9.	Ronnie Hillman, 2010 (18 TD)	108
	Tom Reynolds, 1969 (18 TD)	108
11.	Andy Trakas, 1990 (53 XP, 18 FG)	107

■ Most Touchdowns

SEASON

Pl.	Player, Season	TDs
1.	Marshall Faulk, 1993	24
	Paul Hewitt, 1987	24
3.	George Jones, 1995	23
	Marshall Faulk, 1991	23
5.	Donnel Pumphrey, 2015	20
	Donnel Pumphrey, 2014	20
	Ronnie Hillman, 2011	20
8.	Ronnie Hillman, 2010	18
	Tom Reynolds, 1969	18
10.	Donnel Pumphrey, 2016	17
	Adam Muema, 2012	17

CAREER

Pl.	Player, Seasons	TDs
1.	Donnel Pumphrey, 2013-14-15-16	67
2.	Marshall Faulk, 1991-92-93	62
3.	Ronnie Hillman, 2010-11	38
4.	Adam Muema, 2011-12-13	36
	Larry Ned, 1998-99-00-01	36

6.	George Jones, 1995-96	34
	Paul Hewitt, 1987-88	34
8.	Will Blackwell, 1994-95-96	25
	Darnay Scott, 1991-92-93	25
	Casey Brown, 1982-83-84-85	25
	Tom Reynolds, 1969-70-71	25

Rashaad Penny, 2014-15-16 **24**

■ Most PAT

SEASON

Pl.	Player, Season	PAT
1.	Al Limahelu, 1969	59
2.	Donny Hageman, 2015	57
3.	John Baron II, 2016	56
4.	Abelardo Perez, 2010	54
5.	Andy Trakas, 1990	53
6.	Chance Marden, 2012	51
7.	Abelardo Perez, 2011	47
8.	Peter Holt, 1993	45
9.	Al Limahelu, 1970	44
10.	Peter Holt, 1996	41
10.	Peter Holt, 1995	40
	Andy Trakas, 1991	40

CAREER

Pl.	Player, Seasons	PAT
1.	Andy Trakas, 1989-90-91-92	170
2.	Peter Holt, 1993-94-95-96	158
3.	Garrett Palmer, 2004-05-06-07	116
4.	Al Limahelu, 1969-70	103
5.	Abelardo Perez, 2010-11	101
	Nate Tandberg, 1997-98-99-00	101
7.	Donny Hageman, 2014-15	94
8.	Benny Ricardo, 1973-74	71
9.	Chris O'Brien, 1984-85	62
10.	Tyler Ackerson, 1987-88	58

John Baron II, 2016 **56**

■ Annual Scoring Leaders

Year	Player	Cl.	NR	CR	TDs	1XP	2XP	FGs	Pts.
1947	John Simcox	Jr.			7	0	0	0	42
1948	Dick Simmons	Jr.			5	0	0	0	30
1949	Jim Simmons	Jr.			9	0	0	0	54
1950	Art Preston	Jr.			11	0	0	0	66
1951	Art Preston	Sr.			14	0	0	0	84
1952	Norm Nygaard	So.			9	0	0	0	54
1953	Norm Nygaard	Jr.			12	0	0	0	72
1954	Verne Dodds	Sr.			5	8	0	0	38
1955	Braxton Pinkins	So.			2	0	0	0	12
	Jim Pyles	So.			2	0	0	0	12
	Hugh Simpson	Sr.			2	0	0	0	12
	Al Canizales	Jr.			2	0	0	0	12
1956	Harold Jackson	Jr.			7	0	0	0	42
1957	Cecil McGehee	Jr.			3	0	0	0	18
	Al Silva	So.			3	0	0	0	18
1958	Bob Ball	So.			6	0	0	0	36
1959	Dick Morris	Jr.			4	5	0	1	32
1960	Dick Morris	Sr.			5	3	0	0	33
1961	Wayne Sevier	Jr.			8	7	2	0	59
1962	Kern Carson	Jr.		1	12	0	0	0	72
1963	Kern Carson	Sr.		2	12	0	0	0	72
1964	Jim Allison	Sr.		2	16	0	0	0	96
1965	Gary Garrison	Sr.			14	0	0	0	84
1966	Craig Scoggins	Sr.		1	8	19	0	2	73
1967	Dick Wood	Jr.			0	32	0	4	44
1968	Tom Nettles	Sr.			14	0	0	0	84
1969	Tom Reynolds	Sr.		2	18	0	0	0	108
1970	Ken Burrow	Sr.		2	12	0	1	0	74
1971	Adam Victoria	Jr.		3	9	0	0	0	54
1972	Dennis Haughan	Jr.		8	2	16	0	6	46
1973	Keith Denson	Sr.		2	11	0	0	0	66
1974	Benny Ricardo	Sr.		3	0	32	0	10	62
1975	Steve LaPlant	Jr.	25	3	0	35	0	13	74
1976	Steve LaPlant	Sr.			0	21	0	12	57
1977	Ronnie Smith	Sr.			14	0	0	0	84
1978	Steven Duncan	Sr.			0	23	0	15	68
1979	Tony Allen	Sr.			10	0	0	0	60
1980	Matt Kofler	Jr.			7	0	0	0	42
1981	Dave Meyer	Jr.			0	31	0	7	52
1982	Marco Morales	Jr.			0	34	0	14	76
1983	Jim Sandusky	Sr.			8	0	0	0	48
1984	Casey Brown	Jr.			10	0	0	0	60
1985	Chris O'Brien	Sr.			0	39	0	17	90
1986	Chris Hardy	Sr.			12	0	0	0	72
1987	Paul Hewitt	Jr.			24	0	0	0	144
1988	Tyler Ackerson	Sr.			0	20	0	14	62
1989	Andy Trakas	Fr.			0	38	0	16	86
1990	Andy Trakas	So.	5	1	0	53	0	18	107
1991	Marshall Faulk	Fr.	1	1	23	0	1	0	140
1992	Marshall Faulk	So.	3	1	15	0	1	0	92
1993	Marshall Faulk	Jr.	2	1	24	0	0	0	144
1994	Wayne Pittman	Sr.			13	0	0	0	78
1995	George Jones	Jr.	2	1	23	0	0	0	138
1996	Peter Holt	Sr.			0	41	0	15	86
1997	Nate Tandberg	Fr.			0	28	0	13	67
1998	Nate Tandberg	So.			0	24	0	8	48
1999	Nate Tandberg	Jr.		4	0	31	0	13	70
2000	Nate Tandberg	Sr.		9	0	18	0	12	54
2001	Larry Ned	Sr.	26	4	15	0	0	0	90
2002	J.R. Tolver	Sr.	78	6	14	0	2	0	86
2003	J.C. Mejia	Sr.	87	7	0	20	0	18	74
2004	Garrett Palmer	Fr.		7	0	26	0	12	62
2005	Garrett Palmer	So.		6	0	36	0	15	81
2006	Garrett Palmer	Jr.			0	20	0	8	44
2007	Garrett Palmer	Sr.		10	0	34	0	13	73
2008	Lane Yoshida	Jr.		18	0	27	0	8	51
2009	Lane Yoshida	Sr.		11	0	30	0	10	60
2010	Ronnie Hillman	Fr.	32	1	18	0	0	0	108
2011	Ronnie Hillman	So.	16	1	20	0	0	0	120
2012	Adam Muema	So.	56	2	17	0	0	0	102
2013	Adam Muema	Jr.	75	10	15	0	2	0	94
2014	Donnel Pumphrey	So.	17	2	20	0	0	0	120
2015	Donnel Pumphrey	Jr.	37	3	20	0	0	0	120
2016	John Baron II	So.	35	4	0	56	0	21	119

NR - national ranking in points per game. CR - conference ranking in points per game.



RONNIE HILLMAN

■ Single-Game Scoring Leaders

MOST POINTS

Pl.	Player	(Rk.) Opponent	TD	FG	1XP	2XP S/DX	Total
1.	Marshall Faulk	vs. Pacific, Sept. 14, 1991	7	0	0	1 0	44
2.	Tim Delaney	vs. New Mexico State, Nov. 15, 1969	6	0	0	0 0	36
3.	George Jones	at New Mexico*, Oct. 19, 1996	5	0	0	1 0	32
4.	George Jones	vs. Fresno State*, Oct. 14, 1995	5	0	0	0 0	30
	Marshall Faulk	at Hawaii*, Oct. 5, 1991	5	0	0	0 0	30
6.	Donnel Pumphrey	vs. UNLV*, Sept. 27, 2014	4	0	0	0 0	24
	Adam Muema	at Wyoming*, Nov. 24, 2012	4	0	0	0 0	24
	Ronnie Hillman	vs. Fresno State, Dec. 3, 2011	4	0	0	0 0	24
	Ronnie Hillman	vs. Washington State, Sept. 17, 2011	4	0	0	0 0	24
	Ronnie Hillman	vs. Navy (PB), Dec. 2, 2010	4	0	0	0 0	24
	Ronnie Hillman	at New Mexico State, Sept. 11, 2010	4	0	0	0 0	24
	Larry Ned	vs. Wyoming*, Nov. 17, 2001	4	0	0	0 0	24
	Will Blackwell	at California, Sept. 14, 1996	4	0	0	0 0	24
	Marshall Faulk	at Hawaii*, Oct. 19, 1993	4	0	0	0 0	24
	Marshall Faulk	vs. (20) Hawaii*, Nov. 14, 1992	4	0	0	0 0	24
	Paul Hewitt	vs. Air Force*, Sept. 11, 1988	4	0	0	0 0	24
	Marv Owens	vs. Southern Mississippi, Oct. 10, 1970	4	0	0	0 0	24

MOST TOUCHDOWNS

Pl.	Player	(Rk.) Opponent	Rush	Rec	KOR	PR	Def	Total
1.	Marshall Faulk	vs. Pacific, Sept. 14, 1991	7	0	0	0	0	7
2.	Tim Delaney	vs. New Mexico State, Nov. 15, 1969	0	6	0	0	0	6
3.	George Jones	at New Mexico*, Oct. 19, 1996	5	0	0	0	0	5
	George Jones	vs. Fresno State*, Oct. 14, 1995	5	0	0	0	0	5
	Marshall Faulk	at Hawaii*, Oct. 5, 1991	5	0	0	0	0	5
6.	Donnel Pumphrey	vs. UNLV*, Sept. 27, 2014	4	0	0	0	0	4
	Adam Muema	at Wyoming*, Nov. 24, 2012	4	0	0	0	0	4
	Ronnie Hillman	vs. Fresno State, Dec. 3, 2011	4	0	0	0	0	4
	Ronnie Hillman	vs. Washington State, Sept. 17, 2011	4	0	0	0	0	4
	Ronnie Hillman	vs. Navy (PB), Dec. 2, 2010	4	0	0	0	0	4
	Ronnie Hillman	at New Mexico State, Sept. 11, 2010	4	0	0	0	0	4
	Larry Ned	vs. Wyoming*, Nov. 17, 2001	4	0	0	0	0	4
	Will Blackwell	at California, Sept. 14, 1996	0	4	0	0	0	4
	Marshall Faulk	at Hawaii*, Oct. 19, 1993	4	0	0	0	0	4
	Marshall Faulk	vs. (20) Hawaii*, Nov. 14, 1992	4	0	0	0	0	4
	Paul Hewitt	vs. Air Force*, Sept. 11, 1988	4	0	0	0	0	4
	Marv Owens	vs. Southern Mississippi, Oct. 10, 1970	4	0	0	0	0	4

MOST PAT

Pl.	Player (Rk.)	(Rk.) Opponent, Date	PAT
1.	Al Limahelu	vs. New Mexico State, Nov. 15, 1969	10
2.	Andy Trakas	vs. Utah*, Nov. 3, 1990	9
3.	Peter Holt	vs. Hawaii*, Oct. 11, 1996	8
	Steve LaPlant	vs. Cal State Fullerton*, Oct. 4, 1975	8
	Dave Meyer	vs. UTEP*, Nov. 21, 1981	8
6.	John Baron II	vs. Hawaii*, Nov. 5, 2016	7
	Donny Hageman	at UNLV*, Nov. 21, 2015	7
	Chance Marden	vs. Hawaii*, Oct. 6, 2012	7
	Chance Marden	vs. North Dakota, Sept. 15, 2012	7
	Abelardo Perez	vs. Cal Poly SLO, Sept. 3, 2011	7
	15 other occasions with		7

MOST FIELD GOALS MADE

Pl.	Player	(Rk.) Opponent, Date	Made	Missed	FGs
1.	John Baron II	at Utah State*, Oct. 28, 2016	4	4	4
	Wes Feer	vs. Eastern Illinois, Aug. 31, 2013	4	0	4
	J.C. Mejia	vs. Wyoming*, Oct. 25, 2003	4	1	4
	Tommy Kirovski	at Hawaii*, Dec. 7, 2002	4	1	4
	Peter Holt	vs. Idaho, Sept. 7, 1996	4	0	4
	Peter Holt	vs. Minnesota, Sept. 25, 1993	4	1	4
	Marco Morales	vs. UNLV*, Sept. 25, 1982	4	0	4
	Steve LaPlant	at Oregon State, Sept. 13, 1975	4	0	4
	Benny Ricardo	at UTEP*, Sept. 28, 1974	4	2	4



■ Highest PAT Percentage

SEASON

Pl.	Player, Season	Pct.	XP-A
1.	Donny Hageman, 2015	1.000	57-57
	Andy Trakas, 1990	1.000	53-53
	Andy Trakas, 1992	1.000	39-39
	Tyler Ackerson, 1989	1.000	38-38
	Donny Hageman, 2014	1.000	37-37
	Marco Morales, 1982	1.000	34-34
	Peter Holt, 1994	1.000	32-32
	Ed Corral, 1980	1.000	31-31
	Nate Tandberg, 1997	1.000	28-28
	Steve Duncan, 1978	1.000	23-23
	Steve LaPlant, 1976	1.000	21-21
	Garrett Palmer, 2006	1.000	20-20
	Nate Tandberg, 2000	1.000	18-18
	Steve Duncan, 1977	1.000	17-17
	Marco Morales, 1983	1.000	16-16

CAREER

Pl.	Player, Seasons	Pct.	XP-A
1.	Donny Hageman, 2014	1.000	94-94
	Marco Morales, 1982-83	1.000	50-50
	Steve Duncan, 1977-78	1.000	40-40
4.	Tyler Ackerson, 1987-88	.983	58-59
5.	Chance Marden, 2012	.981	51-52
6.	Nate Tandberg, 1997-98-99-00	.971	101-104
7.	John Baron II, 2016	.966	56-58
8.	Abelardo Perez, 2010-11	.962	101-105
9.	Garrett Palmer, 2004-05-06-07	.959	116-121
10.	Andy Trakas, 1989-90-91-92	.955	170-178

■ Most Field Goals

SEASON

Pl.	Player, Season	FGs
1.	John Baron II, 2016	21
2.	Donny Hageman, 2014	20
3.	J.C. Mejia, 2003	18
	Andy Trakas, 1990	18
5.	Donny Hageman, 2015	17
	Abelardo Perez, 2010	17
	Tommy Kirovski, 2002	17
	Chris O'Brien, 1985	17
9.	Peter Holt, 1993	16
	Andy Trakas, 1989	16

CAREER

Pl.	Player, Seasons	FGs
1.	Andy Trakas, 1989-90-91-92	56
2.	Garrett Palmer, 2004-05-06-07	48
	Peter Holt, 1993-94-95-96	48
4.	Nate Tandberg, 1997-98-99-00	46
5.	Donny Hageman, 2014-15	37
6.	Chris O'Brien, 1984-85	28
7.	Tommy Kirovski, 2001-02	27
8.	Tyler Ackerson, 1987-88	25
	Steve LaPlant, 1975-76	25
10.	Abelardo Perez, 2010-11	23

John Baron II, 2016 21

■ Highest Field-Goal Percentage

SEASON

(minimum 10 attempts)

Pl.	Player, Season	Pct.	FG-A
1.	John Baron II, 2016	.913	21-23
2.	Chris O'Brien, 1985	.895	17-19
3.	Garrett Palmer, 2005	.882	15-17
4.	Garrett Palmer, 2007	.867	13-15
5.	Chris O'Brien, 1984	.846	11-13
6.	Donny Hageman, 2014	.800	20-25
7.	Peter Holt, 1996	.789	15-19
8.	Donny Hageman, 2015	.773	17-22
	Abel Perez, 2010	.773	17-22
10.	Tommy Kirovski, 2001	.769	10-13

CAREER

(minimum 25 attempts)

Pl.	Player, Season	Pct.	FG-A
1.	Chris O'Brien, 1984-85	.875	28-32
2.	Donny Hageman, 2014-15	.787	37-47
3.	Marco Morales, 1982-83	.733	22-30
4.	Garrett Palmer, 2004-05-06-07	.716	48-67
5.	Tyler Ackerson, 1987-88	.714	25-35
6.	Steve Duncan, 1977-78	.690	20-29
7.	Andy Trakas, 1989-90-91-92	.683	56-82
8.	Tommy Kirovski, 2001-02	.675	27-40
9.	Peter Holt, 1993-94-95-96	.667	48-72
10.	Abel Perez, 2010-11	.622	23-37

John Baron II, 2016 .913 21-23



Bold indicates record set by a current Aztec or last year
* - Indicates conference game

■ Team Records

Fewest Points Allowed

Game: 0, many times, most recent:
vs. Hawai'i*, 11/5/16

Season: 16, in 1937 (7-1)
DI Era: 123, in 1970 (9-2)

Most Points Allowed

Game: 70, at New Mexico*, 11/18/08
Season: 446, in 2008 (2-10)

Fewest Points Allowed Per Game

Season: 2.0, in 1937 (7-1)
DI Era: 11.2, in 1970 (9-2)

Most Points Allowed Per Game

Season: 37.2, in 2008 (2-10)

Fewest Total Plays Allowed

Game: 41, at Wyoming*, 11/4/06
Season: 524, in 1954 (5-4)
DI Era: 725, in 1969 (11-0)

Most Total Plays Allowed

Game: 111, vs. TCU*, 11/24/07
Season: 1,003, in 2002 (4-9)

Fewest Total Off. Yards Allowed

Game: 55, vs. Cal Western, 11/27/65
Season: 1,964, in 1965 (8-2)
DI Era: 2,263, in 1970 (9-2)

Most Total Offense Yards Allowed

Game: 767, vs. Brigham Young*, 11/16/91
Season: 5,978, in 2007 (4-8)

Fewest Total Off. Per Game Allowed

Season: 255.5, in 1975 (8-3)

Most Total Off. Per Game Allowed

Season: 498.2, in 2007 (4-8)

Fewest First Downs Allowed

Game: 6, vs. Fresno State*, 10/3/15
Season: 86, in 1953 (5-3-1)

Most First Downs Allowed

Game: 39, vs. TCU*, 11/24/07
Season: 322, in 2007 (4-8)

Fewest Rushing Attempts Allowed

Game: 17, vs. Idaho State, 9/4/04
Season: 323, in 1963 (7-2)

Most Rushing Attempts Allowed

Game: 77, three times, most recent:
at Army, 9/10/11
Season: 1,964, in 1965 (8-2)
DI Era: 639, in 1983 (2-9-1)

Fewest Rushing Yards Allowed

Game: -95, vs. Cal Western, 10/27/65
Season: 510, in 1965 (8-2)

Most Rushing Yards Allowed

Game: 539, at Air Force*, 9/2/89
Season: 3,323, in 1983 (2-9-1)

Fewest Rushing TDs Allowed

Game: 0, many times, most recent at
Wyoming (MWCG), 12/3/16
Season: 4, in 1967 (10-1) and 1965 (8-2)

Most Rushing TDs Allowed

Game: 8, at New Mexico*, 10/18/08 and
at Air Force*, 11/17/07
Season: 36, in 1987 (5-7)

Most Quarterback Sacks (Since 1982)

Game: 9, vs. New Mexico*, 10/12/91 and
at Hawai'i*, 10/31/87
Season: 42, in 1991

Fewest Quarterback Sacks (Since 1982)

Game: 0, many times, most recent:
vs. Colorado State*, 11/26/16
Season: 13, in 2008

Fewest Passing Attempts Allowed

Game: 3, vs. Air Force*, 10/25/86
Season: 125, in 1958 (3-5)

Most Passing Attempts Allowed

Game: 72, vs. California, 9/10/16
Season: 488, in 2013 (8-5)

Fewest Passing Completions Allowed

Game: 1, three times, most recent:
at Air Force*, 10/25/86
Season: 47, in 1953 (5-3-1)

Most Passing Completions Allowed

Game: 42, at Fresno State*, 9/29/12 and
vs. Portland State, 9/22/07
Season: 285, in 1995 (8-4)

Fewest Passing Yards Allowed

Game: 2, vs. Utah State, 11/30/74
Season: 657, in 1953 (5-3-1)

Most Passing Yards Allowed

Game: 599, vs. Brigham Young*, 11/16/91
Season: 3,643, in 1991 (8-4-1)

Fewest Passing TDs Allowed

Game: 0, many times, most recent:
vs. Houston (LVB), 12/17/16
Season: 4, three times, most recent: 1976 (10-1)

Most Passing TDs Allowed

Game: 6, at Idaho, 9/21/02 and
vs. Brigham Young, 11/16/91
Season: 31, in 2002 (4-9)

Most Interceptions

Game: 7, vs. UC Santa Barbara*, 11/22/51
Season: 36, in 1969 (11-0)

Most Interceptions Returned For TDs

Game: 2, three times, most recent:
vs. Hawai'i*, 11/5/16
Season: 5, in 2016 (11-3)

DIVISION I ERA BESTS

FEWEST TOTAL OFFENSE YARDS ALLOWED

Pl.	(Rk.)	Opponent, Date	Yards
1.		at North Texas, Sept. 19, 1970	59
2.		San José State*, Oct. 17, 1970	88
3.		Fresno State*, Oct. 3, 2015	89
4.		UNLV*, Oct. 8, 2016	122
5.		at Fresno State*, Oct. 11, 1975	124
6.		Cal State Los Angeles*, Sept. 27, 1969	125
7.		Cal State Los Angeles*, Sept. 26, 1970	126
8.		at Long Beach State, Nov. 20, 1976	135
9.		Fresno State*, Nov. 7, 1998	136
10.		New Hampshire, Sept. 3, 2016	141
11.		at San José State*, Oct. 17, 2015	148
12.		at Oregon State, Sept. 13, 1975	152
13.		Pacific*, Oct. 9, 1971	158
14.		UC Santa Barbara*, Nov. 14, 1970	161
15.		New Mexico*, Nov. 5, 2011	162
16.		at Pacific*, Nov. 17, 1970	164
17.		San José State*, Oct. 7, 1972	166

FEWEST RUSHING YARDS ALLOWED

Pl.	(Rk.)	Opponent, Date	Yards
1.		Cal State Los Angeles*, Sept. 27, 1969	-44
2.		at Brigham Young*, Sept. 16, 1995	-16
3.		at San José State*, Oct. 4, 1969	-8
4.		at North Texas, Sept. 19, 1970	-6
5.		at Brigham Young*, Nov. 11, 1978	-5
6.		at Kansas, Sept. 25, 1999	0
7.		Hawai'i*, Nov. 22, 1986	1
8.		at California, Sept. 18, 1982	2
		San José State*, Oct. 17, 1970	2
10.		Fresno State*, Oct. 31, 1970	4
11.		North Texas, Nov. 24, 1973	8
12.		at Utah State, Nov. 24, 1990	8
13.		Oregon State, Sept. 21, 2013	10
14.		Long Beach State, Sept. 6, 1986	11
15.		Fresno State*, Oct. 3, 2015	12
		at (14) Pacific*, Nov. 7, 1970	12

FEWEST PASSING YARDS ALLOWED

Pl.	(Rk.)	Opponent, Date	Yards
1.		Utah State, Nov. 30, 1974	2
2.		Cal State Los Angeles*, Sept. 26, 1970	5
3.		at Colorado State*, Oct. 20, 1979	6
4.		UNLV*, Oct. 8, 2016	9
5.		at (19) Iowa State, Sept. 16, 1978	11
6.		Navy (PB), Dec. 23, 2014	17
7.		at Air Force*, Sept. 29, 1990	21
8.		Air Force*, Oct. 25, 1986	24
		(18) Air Force*, Dec. 3, 1983	24
		Pacific*, Nov. 11, 1972	24
11.		West Texas State, Nov. 4, 1972	27
12.		Long Beach State*, Nov. 20, 1970	29
13.		Long Beach State*, Nov. 13, 1971	32
14.		vs. North Carolina, Dec. 19, 1998 (LVB)	33
15.		at Wyoming*, Oct. 14, 1978	34
16.		Air Force, Dec. 5, 2015 (MWCC)	35

MWCC - Mountain West Championship game; HB - Hawai'i Bowl; LVB - Las Vegas Bowl; PB - Poinsettia Bowl

SINGLE SEASON BESTS

Total Points Per Gm.	Passing Yards Per Gm.
1. 7.1, in 1964 (8-2)	1. 72.7, in 1953 (5-3-1)
2. 8.7, in 1965 (8-2)	2. 88.0, in 1954 (5-4)
3. 9.8, in 1966 (11-0)	3. 89.9, in 1951 (10-0-1)
4. 11.2, in 1970 (9-2)	4. 95.0, in 1962 (8-2)
5. 11.4, in 1976 (10-1)	5. 96.5, in 1970 (9-2)
6. 11.7, in 1973 (9-1-1)	6. 107.6, in 1958 (1-6-1)
7. 12.0, in 1951 (10-0-1)	7. 108.2, in 1961 (7-2-1)
8. 12.9, in 1967 (10-1)	8. 111.6, in 1976 (10-1)
9. 13.0, in 1972 (10-1)	9. 117.4, in 1950 (5-3-1)
10. 13.1, in 1975 (8-3)	10. 118.8, in 1955 (2-8)
13.1, in 1963 (7-2)	

Total Offense Per Gm.	Rushing Yards Per Gm.
1. 169.4, in 1965 (8-2)	1. 51.0, in 1965 (8-2)
2. 189.6, in 1953 (5-3-1)	2. 61.7, in 1964 (8-2)
3. 192.6, in 1964 (8-2)	3. 74.7, in 1966 (11-0)
4. 205.7, in 1970 (9-2)	4. 80.0, in 1967 (10-1)
5. 220.9, in 1966 (11-0)	5. 100.1, in 1968 (9-0-1)
6. 235.3, in 1962 (8-2)	6. 105.7, in 2016 (11-3)
7. 239.6, in 1951 (10-0-1)	7. 106.9, in 1969 (11-0)
8. 240.4, in 1954 (5-4)	8. 108.0, in 1999 (5-6)
9. 244.6, in 1963 (7-2)	9. 108.7, in 2015 (11-3)
10. 253.5, in 1967 (10-1)	10. 109.2, in 1970 (9-2)

Interceptions	Interception Ret. Yards
1. 36, in 1969 (11-0)	1. 391, in 1973 (9-1-1)
2. 32, in 1951 (10-0-1)	2. 368, in 1995 (8-4)
3. 31, in 1973 (9-1-1)	3. 364, in 2016 (11-3)
4. 26, in 2016 (11-3)	4. 342, in 1980 (4-8)
26, in 1995 (8-4)	5. 306, in 2005 (5-7)
26, in 1968 (9-0-1)	6. 308, in 2015 (11-3)
7. 24, in 1954 (5-4)	7. 301, in 1974 (8-2-1)
8. 23, in 2015 (11-3)	8. 297, in 1986 (8-4)
23, in 1964 (8-2)	9. 288, in 1979 (8-3)
23, in 1962 (8-2)	10. 271, in 1977 (10-1)
11. 22, in 1979 (8-3)	11. 268, in 1982 (7-5)
22, in 1977 (10-1)	

INT. Returned For TDs

1. 5, in 2016 (11-3)
2. 4, in 2015 (11-3)
3. 3, in 2012 (9-4)
3, in 2005 (5-7)
3, in 1979 (8-3)
3, in 1979 (9-2)
7. 2, in 2008 (2-10)
2, in 2007 (4-8)
2, in 2004 (4-7)
2, in 2002 (4-9)
2, in 2000 (3-8)
2, in 1999 (5-6)
2, in 1996 (8-3)
2, in 1984 (4-7-1)
2, in 1975 (8-3)
2, in 1969 (11-0)



■ Single-Game Defensive Leaders

MOST TACKLES

Pl.	Player	(Rk.) Opponent, Date	Tackles
1.	Russell Allen	at Utah*, Oct. 13, 2007	22
2.	Corey Boudreaux	vs. Air Force*, Oct. 11, 2008	21
	Alan Dale	vs. (12) Iowa State, Oct. 10, 1981	21
	Ty Youngs	vs. Iowa State, Nov. 27, 1971	21
5.	Lee Brannon	vs. Hawaii*, Oct. 15, 1988	20
	Whip Walton	vs. Tulsa, Oct. 29, 1977	20
7.	Heath Farwell	at Air Force*, Nov. 13, 2004	19
	Kirk Morrison	at Air Force*, Nov. 13, 2004	19
	Lyndon Earley	at Utah*, Oct. 29, 1988	19
	Jack Eaton	at Utah*, Sept. 17, 1983	19
	Scott Carter	at Miami, Nov. 18, 1978	19
	Scott Carter	at UTEP, Sept. 23, 1978	19

MOST TACKLES/TWO PLAYERS COMBINED

Pl.	Player	(Rk.) Opponent, Date	Tackles
1.	Corey Boudreaux (21), Andrew Preston (18)	vs. Air Force*, Oct. 11, 2008	39
2.	Heath Farwell (19), Kirk Morrison (19)	vs. Air Force*, Nov. 13, 2004	38
	Ty Youngs (21), Bill Ferguson (17)	vs. Iowa State, Nov. 27, 1971	38
4.	Russell Allen (22), Ray Bass (14)	at Utah, Oct. 13, 2007	36
5.	Bobby Henderson (18), Joe Amaral (16)	vs. Kent State, Sept. 30, 1973	34

MOST UNASSISTED TACKLES

since 1972

Pl.	Player	(Rk.) Opponent, Date	Tackles
1.	Matt McCoy	at (17) Michigan, Sept. 18, 2004	17
2.	Andy Osborne	at Hawaii*, Oct. 25, 1997	15
3.	Corey Boudreaux	vs. Air Force*, Oct. 11, 2008	14
	Rico Curtis	vs. Air Force*, Oct. 2, 1999	14
5.	Nat Berhe	at Nevada*, Oct. 20, 2012	13
	Robert Griffith	at UCLA, Oct. 13, 1990	13
	Mark Sims	vs. Bowling Green, Nov. 23, 1974	13
	Ken Jackson	vs. Pacific*, Nov. 11, 1972	13
9.	Andrew Preston	vs. Air Force*, Oct. 11, 2008	12
	Jomar Butler	at Brigham Young*, Oct. 21, 2000	12
	Jason Moore	at Colorado State*, Oct. 26, 1996	12
	Darrell Lewis	vs. Air Force*, Oct. 24, 1992	12
	Todd Richards	vs. Oregon, Oct. 26, 1985	12

MOST ASSISTED TACKLES

(since 1979)

Pl.	Player (Rk.)	(Rk.) Opponent, Date	Tackles
1.	Jack Eaton	at Utah*, Sept. 17, 1983	17
	Bill Fairbrother	at Oklahoma State, Sept. 26, 1981	17
	Travis Hitt	vs. New Mexico, Nov. 27, 1976	17
4.	Bill Fairbrother	vs. Hawaii*, Oct. 24, 1981	16
	Scott Carter	at UTEP*, Sept. 23, 1978	16
6.	Alan Dale	vs. (12) Iowa State, Oct. 10, 1981	15
	Whip Walton	vs. Brigham Young, Oct. 2, 1976	15
8.	Whip Walton	vs. UNLV, Oct. 22, 1977	14
9.	Lee Brannon	vs. Hawaii*, Oct. 15, 1988	13
	nine other occasions with		13

MOST TACKLES FOR LOSS

(since 1979)

Pl.	Player	(Rk.) Opponent, Date	TFL
1.	Michael Duran	at Utah*, Oct. 23, 1999	6.0
2.	Joseph Tuipala	at Hawaii*, Nov. 18, 1995	5.0
3.	Russell Allen	at San José State, Sept. 13, 2008	4.5
	Siaosi Fifita	vs. Wyoming*, Nov. 3, 2007	4.5
5.	Calvin Munson	at San José State*, Oct. 17, 2015	4.0
	Miles Burris	vs. Colorado State*, Nov. 6, 2010	4.0
	B.J. Williams	at (17) Brigham Young, Nov. 8, 2008	4.0
	Andy Osborne	at Fresno State*, Nov. 15, 1997	4.0
	Kabeer Gbaja-Biamila	at Wyoming*, Nov. 1, 1997	4.0
	Lou Foster	vs. UTEP*, Nov. 24, 1990	4.0
	Ron Spears	vs. UNLV*, Oct. 11, 1980	4.0

MOST SACKS

(since 1976)

Pl.	Player	(Rk.) Opponent, Date	Sacks
1.	Mike Douglass	at UTEP, Oct. 30, 1976	5.0
2.	Andy Coviello	vs. New Mexico*, Oct. 12, 1991	4.5
3.	Kyle Kelley	vs. Cincinnati, Dec. 24, 2015 (HB)	3.5
	Levi Esene	vs. Brigham Young*, Nov. 29, 1986	3.5
5.	Calvin Munson	at San José State*, Oct. 17, 2015	3.0
	Heath Farwell	vs. Nevada, Sept. 25, 2004	3.0
	Blake Lobel	at (17) Michigan, Sept. 18, 2004	3.0
	Kabeer Gbaja-Biamila	vs. Southern Florida, Sept. 4, 1999	3.0
	Kabeer Gbaja-Biamila	vs. UNLV*, Oct. 18, 1997	3.0
	Andy Coviello	vs. Wyoming*, Nov. 2, 1991	3.0
	Eric Duncan	vs. (20) Brigham Young*, Nov. 5, 1988	3.0
	Brett Faryniarz	vs. Colorado State*, Nov. 14, 1987	3.0
	Brett Faryniarz	at Hawaii*, Oct. 31, 1987	3.0
	James Johnson	at UTEP*, Sept. 24, 1983	3.0

MOST PASSES DEFLECTED/PBU

(since 1979)

Pl.	Player	(Rk.) Opponent, Date	PD
1.	Darrell Lewis	at Hawaii*, Oct. 9, 1993	8
2.	J.J. Whittaker	vs. Nevada*, Oct. 4, 2013	5
3.	Mike Fox	vs. Oklahoma State, Nov. 27, 1982	5
	Mike Fox	vs. (12) Iowa State, Oct. 10, 1981	5
5.	Terrell Maze	vs. Wyoming*, Nov. 19, 2005	4
	seven other occasions with		4

MOST FORCED FUMBLES

Pl.	Player	(Rk.) Opponent, Date	FF
1.	Miles Burris	vs. Colorado State, Nov. 6, 2010	2
	10 other occasions with		2

MOST FUMBLE RECOVERIES

(since 1972)

Pl.	Player	(Rk.) Opponent, Date	FR
1.	Kirk Morrison	at New Mexico*, Nov. 9, 2002	2
	Brad Hicks	vs. New Mexico*, Nov. 17, 1984	2
	Gary Nobles	vs. Long Beach State, Oct. 23, 1982	2
	Terrell Ward	at New Mexico*, Oct. 6, 1979	2
	Kevin Feeney	vs. Arkansas State, Sept. 12, 1976	2
	Rance Olison	vs. (13) Houston, Oct. 6, 1973	2

MOST INTERCEPTIONS

Pl.	Player	(Rk.) Opponent, Date	Int.
1.	Dick Adair	vs. New Mexico State, Oct. 15, 1949	4
2.	Damontae Kazee	vs. San Diego, Sept. 5, 2015	3
	Ed Ricketts	vs. Marines, Oct. 13, 1951	3
4.	Kameron Kelly	vs. Houston (LVB), Dec. 17, 2016	2
	Damontae Kazee	at Wyoming (MWCG), Dec. 3, 2016	2
	32 others occasions with		2

MOST INTERCEPTION RETURN YARDAGE

(since 1969)

Pl.	Player	(Rk.) Opponent, Date	Yards
1.	Ricky Parker	at Oklahoma, Sept. 9, 1995	146
2.	Harold Hicks	vs. Hawaii*, Nov. 22, 1986	133
3.	Dave Croudip	vs. Long Beach State, Oct. 23, 1982	100
4.	Terrell Ward	at New Mexico*, Oct. 6, 1979	98
5.	Tory Nixon	at Air Force*, Sept. 1, 1984	97

MOST INTERCEPTIONS RETURNED FOR A TOUCHDOWN

Pl.	Player	(Rk.) Opponent, Date	TDs
1.	Calvin Munson	vs. San Diego, Sept. 5, 2015	2
2.	Damontae Kazee	vs. Hawaii*, Nov. 5, 2016	1
	Ron Smith	vs. Hawaii*, Nov. 5, 2016	1
	Malik Smith	at Utah State*, Oct. 28, 2016	1
	Ronley Lakalaka	vs. California, Sept. 10, 2016	1
	Alex Barrett	vs. Cincinnati, Dec. 24, 2015 (HB)	1
	Damontae Kazee	at Colorado State*, Oct. 31, 2015	1
	Calvin Munson	vs. Air Force*, Nov. 21, 2014	1
	49 other occasions with		1



MATT MCCOY

■ Individual Records

Most Total Tackles

Game: 22, Russell Allen at Utah, 10/13/07
Season: 198, Rick Carusa, 1980
Career: 407, Whip Walton, 1974-75-76-77

Most Unassisted Tackles

Game: 17, Matt McCoy at Michigan, 9/18/04 (since 1972)
Season: 108, Rick Carusa, 1980 (since 1979)
Career: 241, Kirk Morrison, 2001-02-03-04 (since 1979)

Most Assisted Tackles

Game: 17, three times, most recent: Jack Eaton at Utah*, 9/17/83 (since 1972)
Season: 93, Alan Dale, 1981 (since 1979)
Career: 161, Russell Allen, 2005-06-07-08 (since 1979)

Most Tackles For Loss

Game: 6, Michael Duran at Utah*, 10/23/09
Season: 33, Kabeer Gbaja-Biamila, 1998
Career: 67.0, Kabeer Gbaja-Biamila, 1996-97-98-99

Most Sacks

Game: 5.0, Mike Douglass at UTEP, 10/30/76
Season: 21.0, Mike Douglass, 1976
Career: 33.0, Kabeer Gbaja-Biamila, 1996-97-98-99

Most Interceptions

Game: 4, Dick Adair vs. New Mexico State, 10/15/49
Season: 12, Ed Ricketts, 1951
Career: 17, Damontae Kazee, 2013-14-15-16

Most Interception Return Yardage

Game: 146, Ricky Parker at Oklahoma, 9/9/95
Season: 223, Tory Nixon, 1984
Career: 313, Ricky Parker, 1993-94-95-96

Most Interceptions Returned For TDs

Game: 2, Calvin Munson vs. USD, Sept. 5, 2015
Season: 2, Ron Smith, 2016, Calvin Munson, 2015 and Leon McFadden, 2012
Career: 3, Calvin Munson, 2013-14-15-16 and Ricky Parker, 1993-94-95-96

Most Passes Defended

Game: 8, Darrell Lewis at Hawai'i*, 10/9/93
Season: 22, Marlon Andrews, 1990
Career: 39, Leon McFadden, 2009-10-11-12

Most Forced Fumbles (since 1980)

Game: 2, eleven times, most recent: Miles Burris vs. Colorado State*, Nov. 6, 2010
Season: 6, Kevin Mitchell, 1980
Career: 11, Robert Griffith, 1990-91-92

Most Fumble Recoveries (since 1972)

Game: 2, seven times, most recent: Kirk Morrison at New Mexico*, 11/9/02
Season: 6, Kevin Mitchell, 1980
Career: 10, Kirk Morrison, 2001-02-03-04

■ Tackles

SEASON

Pl.	Player, Season	Tackles
1.	Rick Carusa, 1980	198
2.	Damon Pieri, 1991	143
3.	Alan Dale, 1981	140
4.	Whip Walton, 1977	139
5.	Andy Osborne, 1997	137
6.	Scott Carter, 1978	132
7.	Lou Foster, 1991	131
8.	Matt McCoy, 2003	125
	Todd Richards, 1985	125
	Whip Walton, 1976	125

■ Annual Total Tackle Leaders

Year	Player	Cl.	NR	CR	UA	AT	Total	TFL	Sacks
1972	Bill Ferguson	Sr.			56	34	90	n/a	n/a
1973	Bobby Henderson	Jr.			88	70	158	n/a	0
1974	Bobby Henderson	Sr.			98	67	165	n/a	0
1975	Travis Hitt	Jr.			69	84	153	n/a	0
1976	Whip Walton	Jr.			82	102	184	n/a	0
1977	Whip Walton	Sr.			97	74	171	n/a	2
1978	Scott Carter	Sr.			71	68	139	n/a	1
1979	Terrell Ward	Sr.			45	50	95	1	0
1980	Rick Carusa	Sr.			108	90	198	7	n/a
1981	Alan Dale	Jr.			47	93	140	3	0.5
1982	Mike Fox	Sr.			54	35	89	4	2
1983	Thomas Carter	Sr.			51	36	87	9	6
1984	Herb Brohn	Sr.			45	42	87	8	2
1985	Todd Richards	Sr.			49	76	125	2	0
1986	Randy Kirk	Sr.			41	83	124	3	1
1987	Brett Faryniarz	Sr.			49	57	106	3	13
1988	Lyndon Earley	Jr.			55	54	109	0	0
1989	John Wesselman	Sr.			90	34	124	12	1
1990	Lou Foster	Jr.			52	32	84	8	0
1991	Damon Pieri	Jr.			95	48	143	3	0
1992	Darrell Lewis	Jr.			67	46	113	0	0
1993	Darrell Lewis	Sr.			67	42	109	4	0
1994	Craigus Thompson	So.			58	43	101	2	2
1995	Craigus Thompson	Jr.			46	53	99	10	0
1996	Jason Moore	Jr.			53	39	92	0	0
1997	Andy Osborne	Sr.			68	69	137	14	4
1998	Rico Curtis	Jr.			52	37	89	3	0
1999	Joey Mayo	Sr.			51	38	89	7	0
2000	Jomar Butler	Jr.			89	23	112	9	2
2001	Will Demps	Sr.			59	33	92	9	0
2002	Kirk Morrison	So.			60	37	97	9	3
2003	Matt McCoy	So.			75	50	125	13	4
2004	Kirk Morrison	Sr.			72	43	115	9	0
2005	Freddy Keiaho	Sr.			68	45	113	11.5	1
2006	Joe Martin	Sr.			58	51	109	7.5	3
2007	Russell Allen	Jr.	33	2	71	48	119	5.5	1
2008	Russell Allen	Sr.	32	4	63	44	107	9.5	2.5
2009	Jerry Milling	Sr.		15	44	31	75	9.5	1.5
2010	Miles Burris	Jr.		21	54	26	80	20.0	9.5
2011	Miles Burris	Sr.		15	46	32	78	19.5	8.0
2012	Nat Berhe	Jr.		10	68	26	94	2.0	0.0
2013	Nat Berhe	Sr.		16	60	39	99	5.5	1.0
2014	Josh Gavert	Sr.		19	54	35	89	4.5	1.0
2015	Calvin Munson	Jr.			45	53	98	15.0	9.5
2016	Calvin Munson	Sr.	68	10	57	59	116	11.0	4.5



CALVIN MUNSON



SEASON/SENIOR

(since 1978)

Pl. Player, Season	Tackles
1. Rick Carusa, 1980	198
2. Andy Osborne, 1997	137
3. Lou Foster, 1991	131
4. Todd Richards, 1985	125
5. John Wesselman, 1989	124
Randy Kirk, 1986	124

SEASON/JUNIOR

(since 1978)

Pl. Player, Season	Tackles
1. Damon Pieri, 1991	143
2. Alan Dale, 1981	140
3. Russell Allen, 2007	119
4. Kirk Morrison, 2003	115
5. Darrell Lewis, 1992	113

SEASON/SOPHOMORE

(since 1978)

Pl. Player, Season	Tackles
1. Matt McCoy, 2003	125
2. Rico Curtis, 1997	112
3. Craigus Thompson, 1994	101
4. Jason Moore, 1995	99
5. Ricky Parker, 1994	97

SEASON/FRESHMAN

(since 1979)

Pl. Player, Season	Tackles
1. Morey Paul, 1987	98
2. Joseph Tuipala, 1995	90
3. Larry Maxey, 1989	76
4. Andrew Preston, 2007	72
5. Rico Curtis, 1996	70
Kevin Richey, 1979	70

SEASON/LINEMAN

(since 1979)

Pl. Player, Season	Tackles
1. Brett Faryniarz, 1987	106
2. Levi Esene, 1986	97
3. Kevin Richey, 1980	86
4. Kabeer Gbaja-Biamila, 1997	82
5. Randy Mastin, 1979	80

SEASON/SECONDARY

(since 1979)

Pl. Player, Season	Tackles
1. Damon Pieri, 1991	143
2. John Wesselman, 1989	124
3. Darrell Lewis, 1992	113
4. Rico Curtis, 1997	112
Steve Lauter, 1986	112

CAREER

Pl. Player, Seasons	Tackles
1. Whip Walton, 1974-75-76-77	407
2. Kirk Morrison, 2001-02-03-04	396
3. Russell Allen, 2005-06-07-08	375
4. Rico Curtis, 1996-97-98-99	355
5. Jason Moore, 1994-95-96-97	328
6. Calvin Munson, 2013-14-15-16	301
7. Nat Berhe, 2010-11-12-13	299
8. John Wesselman, 1987-88-89	296
9. Mike Fox, 1979-80-81-82	293
10. Craigus Thompson, 1993-94-95-96	292
11. Chris Johnson, 1990-91-92-93	284

CAREER/LINEMAN

(since 1979)

Pl. Player, Seasons	Tackles
1. Brett Faryniarz, 1984-85-86-87	261
2. Kevin Richey, 1979-80-81-82	226
3. Kabeer Gbaja-Biamila, 1996-97-98-99	221
4. Brad Hicks, 1982-83-84	205
5. Eric Duncan, 1988-89-90-91	176

CAREER/SECONDARY

(since 1979)

Pl. Player, Seasons	Tackles
1. Rico Curtis, 1996-97-98-99	355
2. Jason Moore, 1994-95-96-97	328
3. Nat Berhe, 2010-11-12-13	299
4. Mike Fox, 1979-80-81-82	293
5. Chris Johnson, 1990-91-92-93	284

■ Unassisted Tackles

SEASON

(since 1978)

Pl. Player, Season	Tackles
1. Rick Carusa, 1980	108
2. Damon Pieri, 1991	95
3. John Wesselman, 1989	90
4. Jomar Butler, 2000	89
5. Matt McCoy, 2003	75
6. Brian Berg, 2000	73
7. Kirk Morrison, 2004	72
8. Ricky Parker, 1994	71
Russell Allen, 2007	71
Ray Bass, 2007	71

CAREER

(since 1979)

Pl. Player, Seasons	Tackles
1. Kirk Morrison, 2001-02-03-04	241
2. Russell Allen, 2005-06-07-08	214
3. Rico Curtis, 1996-97-98-99	199
4. Nat Berhe, 2010-11-12-13	191
5. Damon Pieri, 1990-91-92	186
6. Jason Moore, 1994-95-96-97	184
7. Darrell Lewis, 1991-92-93	176
8. Damontae Kazee, 2013-14-15-16	171
Andrew Preston, 2007-08-09-10	171
John Wesselman, 1987-88-89	171
11. Matt McCoy, 2002-03-04	170

■ Assisted Tackles

SEASON

(since 1979)

Pl. Player, Season	Tackles
1. Alan Dale, 1981	93
2. Randy Kirk, 1986	83
3. Lou Foster, 1991	76
Steve Lauter, 1986	76
Todd Richards, 1985	76
6. Richard Brown, 1986	71
7. Andy Osborne, 1997	68
Bill Fairbrother, 1981	68
9. Levi Esene, 1986	61
10. Mike Fox, 1981	59
Randy Mastin, 1979	59

CAREER

(since 1979)

Pl. Player, Seasons	Tackles
1. Russell Allen, 2005-06-07-08	161
2. Rico Curtis, 1996-97-98-99	156
3. Kirk Morrison, 2001-02-03-04	155
4. Joseph Tuipala, 1995-96-97-98	144
Jason Moore, 1994-95-96-97	144
6. Calvin Munson, 2013-14-15-16	142
Brett Faryniarz, 1984-85-86-87	142
8. Craigus Thompson, 1993-94-95-96	137
Mike Fox, 1979-80-81-82	137
10. Alan Dale, 1981-82	134
11. Steve Lauter, 1984-85-86	128

■ Tackles for Loss

SEASON

(since 1979)

Pl. Player, Season	TFL
1. Jack Eaton, 1985	24.0
2. Levi Esene, 1984	22.0
Doug Reed, 1982	22.0
4. Kevin Richey, 1979	21.0
Mike Douglass, 1976	21.0
6. Miles Burris, 2010	20.0
Andy Coviello, 1991	20.0
Mike Stevens, 1984	20.0
James Johnson, 1983	20.0
10. Miles Burris, 2011	19.5

CAREER

Pl. Player, Seasons	TFL
1. Kabeer Gbaja-Biamila, 1996-97-98-99	58.5
2. Kevin Richey, 1979-80-81-82	55.5
3. Miles Burris, 2008-09-10-11	47.0
4. La'Roi Glover, 1992-93-94-95	44.5
5. Adrian Iloja, 1993-94-95-96	43.5
6. Levi Esene, 1984-85-86	41.5
7. Alex Barrett, 2013-14-15-16	40.0
8. Kirk Morrison, 2001-02-03-04	40.0
9. Mike Stevens, 1982-83-84-85	39.5
10. Mike Hooper, 1984-85-86-87	37.5
11. Calvin Munson, 2013-14-15-16	36.5
12. Brett Faryniarz, 1984-85-86-87	35.5


■ Sacks

SEASON

Pl. Player, Season	Sacks
1. Mike Douglass, 1976	21.0
2. Brett Faryniarz, 1987	13.0
3. Kabeer Gbaja-Biamila, 1997	12.5
Andy Coviello, 1991	12.5
5. Kabeer Gbaja-Biamila, 1999	11.0
6. Levi Esene, 1986	10.5
7. Miles Burris, 2010	9.5
Jack Eaton, 1985	9.5
9. Doug Reed, 1982	9.0
Kevin Richey, 1979	9.0

CAREER

Pl. Player, Seasons	Sacks
1. Kabeer Gbaja-Biamila, 1996-97-98-99	34.0
2. Mike Douglass, 1976-77	26.0
3. Brett Faryniarz, 1984-85-86-87	20.5
4. Alex Barrett, 2013-14-15-16	19.0
Miles Burris, 2008-09-10-11	19.0
6. La'Roi Glover, 1992-93-94-95	18.5
Levi Esene, 1984-85-86	18.5
Kevin Richey, 1979-80-81-82	18.5
9. Calvin Munson, 2013-14-15-16	18.0
10. Adrian Iloja, 1993-94-95-96	17.5
11. Antwan Applewhite, 2004-05-06	17.0
Milt Wilson, 1986-87-88-89	17.0





■ Passes Defended/PBU

SEASON

Pl. Player, Season	PD
1. Marlon Andrews, 1990	22
2. Ricky Sharpe, 2002	16
3. Leon McFadden, 2011	15
4. Jacob Elimimian, 2003	14
Jeff Shoate, 2003	14
Eric Lewis, 1995	14
Ricky Parker, 1995	14
Tory Nixon, 1984	14
9. Donny Baker, 2004	13
Gary Taylor, 1991	13

CAREER

Pl. Player, Seasons	PD
1. Leon McFadden, 2009-10-11-12	39
2. Eric Lewis, 1995-96-97-98	37
3. Donny Baker, 2003-04-05	34
Ricky Sharpe, 1999-00-01-02	34
Mario Mitchell, 1985-86-87-88	34
6. Damontae Kazee, 2013-14-15-16	30
7. Jeff Shoate, 2001-02-03	29
Marlon Andrews, 1989-90	29
Mike Fox, 1979-80-81-82	29
10. Ricky Parker, 1993-94-95-96	26
Gary Taylor, 1989-90-91-92	26

■ Forced Fumbles

SEASON

Since 1980

Pl. Player, Season	FF
1. Kevin Mitchell, 1980	6
2. Robert Griffith, 1990	5
Mike Fox, 1982	5
4. Damontae Kazee, 2013	4
Miles Burris, 2010	4
Heath Farwell, 2004	4
Kirk Morrison, 2003	4
Heath Farwell, 2002	4
Jeff Shoate, 2001	4
Andy Osborne, 1997	4
Robert Griffith, 1991	4
Kabeer Gbaja-Biamila, 1996	4

CAREER

Pl. Player, Seasons	FF
1. Robert Griffith, 1990-91-92	11
2. Heath Farwell, 2002-03-04	9
3. Jake Fely, 2010-11-12-13-14-15	8
Kabeer Gbaja-Biamila, 1996-97-98-99	8
5. Kirk Morrison, 2001-02-03-04	7
6. Damontae Kazee, 2013-14-15-16	6
Kevin Mitchell, 1979-80	6
8. Luke Laolagi, 2006-07-08-09	5
Jonathan Bailes, 2003-04-05-06	5
La'Roi Glover, 1992-93-94-95	5
Mario Mitchell, 1985-86-87-88	5
Ramondo Stallings, 1990-91-92-93	5

■ Fumble Recoveries

SEASON

Pl. Player, Season	FR
1. Kevin Mitchell, 1980	6
2. Kirk Morrison, 2002	5
3. Lou Foster, 1991	4
Ken Moore, 1983	4
Bob Epps, 1979	4
6. Derek Largent, 2012	3
Miles Burris, 2011	3
10 others tied at	3

CAREER

Pl. Player, Seasons	FR
1. Kirk Morrison, 2001-02-03-04	10
2. Kevin Mitchell, 1979-80	7
3. Lou Foster, 1990-91	6
Thomas Carter, 1982-83	6
5. Jake Fely, 2010-11-12-13-14-15	5
Lyndon Earley, 1986-87-88	5
Brad Hicks, 1982-83-84	5
Steve Lauter, 1984-85-86	5
Rick Carusa, 1979-80	5
Bob Epps, 1979-80	5

■ Blocked Kicks

SEASON

Pl. Player, Season	Blk.
1. Brad Burton, 1989	3
2. Scott Graves, 2013	2
Leon McFadden, 2009	2
Freddy Keiaho, 2002	2
Robert Griffith, 1991	2
John Wesselman, 1989	2
Alfred Jackson, 1985	2

CAREER

Pl. Player, Seasons	Blk.
1. Freddy Keiaho, 2002-03-04-05	4
Brad Burton, 1986-87-88-89	4
3. John Wesselman, 1987-88-89	3
4. Sam Meredith, 2011-12-13-14	2
Scott Graves, 2012-13	2
Leon McFadden, 2009-10-11-12	2
Robert Griffith, 1990-91-92	2
Alfred Jackson, 1985-86-87-88	2

■ Interceptions

SEASON

Pl. Player, Season	Int.
1. Ed Ricketts, 1951	12
2. Damontae Kazee, 2015	8
Tom Deckert, 1969	8
4. Damontae Kazee, 2016	7
Larry Parker, 2011	7
Galen Pavelko, 1969	7
Fred Bates, 1950	7
8. Ricky Parker, 1995	6
John Wesselman, 1989	6
Vernon Dean, 1981	6
Terry Jackson, 1977	6
Monte Jackson, 1974	6
John Beck, 1967	6
David Lawson, 1964	6
Verne Dodds, 1954	6
Ed Fletcher, 1952	6

■ Annual Interception Leaders

Year	Player	Cl.	NR	CR	No.	Yds.	Avg.	TDs	
1950	Fred Bates	Sr.			7	47	6.7	0	
1951	Ed Ricketts	Sr.			12	172	14.6	1	
1952	Ed Fletcher	Sr.			6	67	11.2	0	
1953	Verne Dodds	Jr.			4	29	7.3	0	
1954	Verne Dodds	Sr.			6	31	5.2	0	
1955	Jim Pyles	So.			2	38	19.0	0	
	Claude Lewis	Jr.			2	0	0.0	0	
1956	Jay Gutowski	Sr.			3	65	21.7	0	
	Claude Lewis	Sr.			3	47	15.7	0	
1957	Joe Duke	So.			5	31	6.2	0	
1958	Bob Ball	So.			4	53	13.3	0	
1959	Dick Morris	Jr.			3	57	19.0	0	
1960	not available								
1961	Neal Petties	So.			3	18	6.0	0	
1962	Larry Korsmeier	Sr.			5	11	2.0	0	
1963	Jim Allison	Jr.			5	58	11.6	0	
1964	David Lawson	Sr.			6	22	3.7	0	
1965	Cliff Kinney	Sr.			3	57	19.0	0	
1966	John Williams	Sr.			5	46	9.2	0	
1967	John Beck	Sr.			6	40	6.7	0	
1968	Nate Wright	Sr.			5	39	7.8	0	
1969	Tom Deckert	Jr.		3	8	36	4.5	0	
1970	Willie Buchanon	Jr.			4	47	11.8	1	
1971	Willie Buchanon	Sr.		5	5	42	8.4	0	
1972	Ken Jackson	Sr.			4	61	15.3	0	
1973	Bobby Henderson	Jr.		2	5	77	15.4	0	
1974	Monte Jackson	Sr.		1	6	160	26.7	0	
1975	Ed Kertel	Sr.		3	5	114	22.8	0	
1976	Gary Marshall	Sr.			3	77	25.7	1	
1977	Terry Jackson	Sr.			6	102	17.0	1	
1978	Steve Jorde	Sr.			3	61	20.3	0	
1979	Reuben Henderson	Jr.			4	1	0.3	0	
1980	Rick Boyer	Jr.			3	65	21.7	0	
1981	Vernon Dean	Sr.		1	6	89	14.8	0	
1982	Trent Collins	Jr.			4	94	23.5	0	
	Gary Nobles	Sr.			4	5	1.3	0	
1983	Tory Nixon	Jr.			4	10	2.5	0	
1984	Tory Nixon	Sr.			5	223	44.6	2	
1985	Steve Lauter	Jr.			2	5	2.5	0	
	Ellis Powers	Jr.			2	2	1.0	0	
1986	Steve Lauter	Sr.			4	51	12.8	0	
1987	Clarence Nunn	Sr.			3	12	4.0	0	
1988	Casey Copeland	Sr.			3	14	4.7	0	
	Lyndon Earley	Jr.			3	14	4.7	0	
1989	John Wesselman	Sr.		2	6	75	12.5	0	
1990	Gary Taylor	So.			4	0	0.0	0	
1991	Damon Pieri	Jr.		4	3	32	10.7	0	
1992	Darrell Lewis	Jr.			4	80	20.0	1	
1993	Chris Johnson	Sr.			3	85	28.3	1	
1994	Eric Sutton	Sr.			3	64	21.3	0	
1995	Ricky Parker	Jr.		17	2	6	199	33.2	1
1996	Jason Moore	Jr.		14	4	5	154	30.8	1
1997	Aazaar Abdul-Rahim	Jr.			14	3	0	0.0	0
1998	Rico Curtis	Jr.			8	3	20	6.7	0
1999	Aazaar Abdul-Rahim	Sr.			10	3	16	5.3	0
2000	Will Demps	Jr.			9	2	43	21.5	1
	Donte Gamble	Jr.			6	2	6	3.0	0
2001	Garret Pavelko	Sr.		34	4	4	40	10.0	0
2002	Kirk Morrison	So.			7	3	91	30.3	1
	Ricky Sharpe	Sr.			7	3	37	12.3	1
	Marviel Underwood	So.			7	3	10	3.3	0
2003	Jacob Elimimian	So.		50	3	4	106	26.5	1
2004	Josh Dean	Sr.		86	7	3	0	0.0	0
2005	Marcus Demps	Sr.		42	3	4	46	11.5	1
2006	Donny Baker	Sr.			3	24	8.0	0	
2007	Vonnie Holmes	Jr.		61	3	4	65	16.2	1
	Aaron Moore	So.		61	3	4	18	4.5	0
2008	Jose Perez	So.			11	2	9	4.5	0
	Corey Boudreaux	Sr.			12	2	120	60.0	1
2009	Luke Laolagi	Sr.			8	3	82	27.3	0
2010	Andrew Preston	Sr.			3	69	23.0	0	
2011	Larry Parker	Sr.		4	1	7	57	8.1	0
2012	Eric Pinkins	Jr.			5	3	70	23.3	1
	Leon McFadden	Sr.			5	3	124	41.3	2
2013	J.J. Whittaker	So.			12	3	29	9.7	1
2014	Calvin Munson	So.		45	5	4	146	36.5	1
2015	Damontae Kazee	Jr.		2	1	8	58	7.2	1
2016	Damontae Kazee	Sr.		5	2	7	156	22.3	1

NR - national ranking in interceptions per game. CR - conference ranking in interceptions per game.



CAREER

Pl.	Player, Seasons	Int.
1.	Damontae Kazee, 2013-14-15-16	17
2.	Jack Kaiser, 1946-47-48	14
3.	Jason Moore, 1994-95-96-97	13
	Bob Tomlinson, 1946-47-48-49	13
5.	Ed Ricketts, 1950-51	12
	Dick Adair, 1947-48-49	12
7.	Tom Deckert, 1969, 1971	11
	Dick Morris, 1958-59-60	11
	Verne Dodds, 1952-53-54	11
	Ricky Parker, 1993-94-95-96	10
	Terry Jackson, 1975-76-77	10

■ Interception Return Yards

CAREER

Pl.	Player, Seasons	Yards
1.	Ricky Parker, 1993-94-95-96	355
2.	Bob Tomlinson, 1946-47-48-49	269
3.	Calvin Munson, 2013-14-15-16	244
4.	Jason Moore, 1994-95-96-97	237
5.	Tory Nixon, 1983-84	233
6.	Monte Jackson, 1973-74	224
7.	Damontae Kazee, 2013-14-15-16	214
8.	Leon McFadden, 2009-10-11-12	186
9.	Eldridge Cooks, 1961-62-63	177
	George Coleman, 1946-47-48	177
11.	Harold Hicks, 1986-87	176

■ Interceptions Returned for TD

SEASON

Pl.	Player, Season	TDs
1.	Ron Smith, 2016	2
	Calvin Munson, 2015	2
	Leon McFadden, 2012	2
	Tory Nixon, 1984	2
4.	52 players tied with	1

CAREER

Pl.	Player, Seasons	TDs
1.	Calvin Munson, 2013-14-15-16	3
	Ricky Parker, 1993-94-95-96	3
3.	Ron Smith, 2016	2
	Damontae Kazee, 2013-14-15-16	2
	Leon McFadden, 2009-10-11-12	2
	Ricky Sharpe, 1999-00-01-02	2
	Will Demps, 1999-00-01	2
	Tory Nixon, 1983-84	2
	Thomas Hayes, 1969-70	2
	Leon Van Gorkum, 1969-70	2

■ Division I Era Team Records

FEWEST FIRST DOWNS ALLOWED

Pl.	Opponent	Date	First Downs
1.	vs. Fresno State*	10/3/15	6
	vs. UC Santa Barbara*	10/25/69	6
2.	at Long Beach State	11/20/76	7
	vs. Fresno State*	10/31/70	7
	vs. San José State*	10/17/70	7
5.	vs. New Hampshire	9/3/16	8
	vs. New Mexico*	11/5/11	8
	vs. North Carolina	12/19/98	8
	vs. Fresno State*	11/7/98	8
	at Fresno State*	10/11/75	8
	at North Texas	11/2/74	8
11.	vs. UNLV*	10/8/16	9
	vs. Eastern Illinois	10/6/01	9
	at Colorado State*	9/22/01	9
	vs. CSUN	9/4/93	9
	vs. Arkansas State	9/12/76	9
	vs. Fresno State*	10/28/72	9
	vs. Oregon State	9/8/72	9
	at Fresno State*	10/30/71	9
	at UC Santa Barbara*	10/16/71	9
	at Pacific*	11/17/70	9
	vs. Cal State Los Angeles*	9/27/69	9
in a Mountain West game			
	vs. Fresno State	10/3/15	6
against a nationally ranked opponent			
	at (2) Ohio State	9/6/03	10

FEWEST YARDS PER RUSH ALLOWED

Pl.	Opponent	Date	YPR
1.	vs. Cal State Los Angeles*	9/27/69	-1.63
2.	at Brigham Young*	9/16/95	-0.62
3.	at San José State*	10/4/69	-0.24
4.	at North Texas	9/19/70	-0.14
5.	at Brigham Young*	11/11/78	-0.12
6.	at Kansas	9/25/99	0.00
7.	vs. Hawaii*	11/22/86	0.04
8.	at California	9/18/82	0.06
9.	vs. San José State*	10/17/70	0.07
10.	vs. Fresno State*	10/31/70	0.13
in a Mountain West game			
	vs. Fresno State*	10/3/15	0.55
against a nationally ranked opponent			
	vs. (13) Brigham Young*	11/6/99	1.22

LOWEST PASSING COMPLETION PERCENTAGE ALLOWED

Pl.	Opponent	Date	Pct.
1.	vs. Cal State Los Angeles*	9/26/70	11.11
2.	vs. West Texas State	11/4/72	11.76
3.	at Colorado State*	10/20/79	14.29
4.	vs. UNLV*	10/8/16	15.38
5.	at Wyoming*	10/14/78	16.67
	at (19) Iowa State	9/16/78	16.67
7.	at North Texas	9/19/70	17.24
8.	vs. Arizona	11/10/79	19.05
9.	at Hawaii*	10/5/91	19.23
10.	vs. Utah State	11/30/74	20.00
	at Fresno State*	10/30/71	20.00
in a Mountain West game			
	vs. UNLV*	10/8/16	15.38
against a nationally ranked opponent			
	at (19) Iowa State	9/16/78	16.67

LOWEST PASSING EFFICIENCY RATING ALLOWED

Pl.	Opponent	Date	Rating
1.	vs. Arizona	11/10/79	-8.57
2.	vs. Cal State Los Angeles*	9/26/70	-6.44
3.	vs. West Texas State	11/4/72	1.58
4.	vs. UNLV*	10/8/16	5.82
5.	at North Texas	9/19/70	15.33
6.	at Fresno State*	10/30/71	20.46
7.	at Colorado State*	10/20/79	21.49
8.	at San José State*	11/15/75	22.88
9.	at UT Arlington	10/18/69	23.23
10.	vs. Brigham Young*	11/29/86	24.53
11.	vs. Tampa	9/21/74	26.66
in a Mountain West game			
	vs. UNLV*	10/8/16	5.82
against a nationally ranked opponent			
	vs. (18) Air Force*	12/3/83	33.60

LOWEST YARDS PER PLAY ALLOWED

Pl.	Opponent	Date	Yards/Play
1.	at North Texas	9/19/70	0.82
2.	vs. Cal State Los Angeles*	9/26/70	1.70
3.	vs. San José State*	10/17/70	1.83
4.	vs. Cal State Los Angeles*	9/27/69	1.84
5.	vs. Fresno State*	10/3/15	1.89
6.	at Oregon State	9/13/75	2.20
7.	at Fresno State*	10/30/71	2.21
8.	at Fresno State*	10/11/75	2.38
9.	vs. Pacific*	10/9/71	2.43
10.	at Brigham Young*	11/11/78	2.44
	vs. UC Santa Barbara*	11/14/70	2.44
in a Mountain West game			
	vs. Fresno State*	10/3/15	1.89
against a nationally ranked opponent			
	at (2) Ohio State	9/6/03	3.44

MOST TURNOVERS FORCED

Pl.	Opponent	Date	Turnovers
1.	vs. North Texas	11/24/73	10
2.	vs. Wyoming*	11/17/01	9
	vs. North Texas	12/4/71	9
4.	vs. Long Beach State	10/23/82	8
	vs. Utah*	11/29/80	8
	vs. Arizona	11/10/79	8
	vs. Kent State	9/30/73	8
	at UT Arlington	10/18/69	8
	at San José State*	10/4/69	8
10.	at UTEP*	10/28/95	7
5 other occasions with			
			7
in a Mountain West game			
	at Air Force*	11/13/04	6
against a nationally ranked opponent			
	at (7) at Miami	11/18/99	6

SDSU is 15-0 in the Division I era when forcing at least seven turnovers and 29-1-1 when forcing six-plus.



RON SMITH

Punt Returns



SEVEN STRAIGHT BOWL GAME APPEARANCES ► 21 CONFERENCE CHAMPIONSHIPS

Bold indicates record set by a current Aztec or last year
* - Indicates conference game

■ Team Records

Most Returns

Game: 10, vs. San José State*, 10/17/70 and Cal Western, 11/27/66
Season: 54, in 1970 (9-2)

Most Return Yardage

Game: 158, vs. Utah*, 10/24/98
Season: 483, in 1969 (11-0)

Highest Return Average Per Return

Game: 46.0, (3) at Utah, 9/17/83 (min. 3)
Season: 18.8, in 1998 (7-5)

Most Returns for Touchdowns

Game: 1, many times, most recent: at UNLV, 12/24/15
Season: 3, in 1998 and 1975

■ Individual Records

Most Returns

Game: 10, T.C. Wright at Hawai'i*, 10/5/91
Season: 36, Ray Peterson, 1992
Career: 87, Monty Gilbreath, 1986-87-88-89

Most Return Yards

Game: 138, Jim Sandusky at Utah*, 9/17/83
Season: 381, Jim Sandusky, 1983
Career: 1,201, Ray Peterson, 1992-93-94-95

Highest Return Average

Game: 46.0, Jim Sandusky at Utah*, 9/17/83 (min. 3)
Season: 19.1, Jim Sandusky, 1983
Career: 20.7, Volney Quinlan, 1951

Most Returns For TDs

Game: 1, many times, most recent: Damontae Kazee at UNLV, 11/21/15
Season: 2, four times, most recent: Tim Vizzi, 2013
Career: 3, Ray Peterson, 1992-93-94-95

■ Attempts

SEASON

Pl.	Player, Season	Number
1.	T.C. Wright, 1991	39
2.	Ray Peterson, 1992	32
3.	Quest Truxton, 2016	30
	Kyle Conerly, 2003	30
	Ray Peterson, 1993	30
	Jon Robertson, 1970	30
7.	Webster Slaughter, 1986	29
	Mel Jacobs, 1975	29
9.	Donte Gamble, 2001	28
	Sean Pierce, 2000	28
11.	Monty Gilbreath, 1988	27

CAREER

Pl.	Player, Seasons	Number
1.	Ray Peterson, 1992-93-94-95	96
2.	Monty Gilbreath, 1986-87-88-89	86
3.	Kyle Conerly, 2001-02-03-04	63
4.	Tom Deckert, 1969, 1971	50
5.	Michael Franklin, 2002-03-04-05	47
6.	Ken Mathis, 1976-77	43
7.	Sean Pierce, 1997-99-00	42
8.	Mel Jacobs, 1974-75	40
9.	T.C. Wright, 1990-91	39
10.	Lloyd Mills, 2013-14-15	33
	---	---
	Quest Truxton, 2016	30

■ Yards

SEASON

Pl.	Player, Season	Yards
1.	Jim Sandusky, 1983	381
2.	T.C. Wright, 1991	376
3.	Ray Peterson, 1992	361
4.	Tom Deckert, 1969	346
5.	Leandre Childs, 1996	332
6.	Ray Peterson, 1993	330
7.	Ray Peterson, 1995	320
8.	Volney Quinlan, 1951	311
9.	Damon Gourdine, 1998	294
10.	Art Preston, 1949	283

CAREER

Pl.	Player, Seasons	Yards
1.	Ray Peterson, 1992-93-94-95	1,201
2.	Monty Gilbreath, 1986-87-88-89	835
3.	Kyle Conerly, 2001-02-03-04	599
4.	Nate Wright, 1967-68	526
5.	Tom Deckert, 1969, 1971	479
6.	Art Preston, 1949-50-51	462
7.	Art Delvaux, 1963-64	438
8.	Jim Sandusky, 1983	381
9.	T.C. Wright, 1990-91	376
10.	Ed Fletcher, 1951-52	362

■ Touchdowns

SEASON

Pl.	Player, Season	Number
1.	Tim Vizzi, 2013	2
	Damon Gourdine, 1998	2
	Ray Peterson, 1994	2
	Mike Fox, 1985	2

CAREER

Pl.	Player, Seasons	Number
1.	Ray Peterson, 1992-93-94-95	3
2.	Tim Vizzi, 2012-13	2
	Damon Gourdine, 1997-98-99	2
	Mike Fox, 1979-80-81-82	2

■ Single-Game Punt Return Leaders

MOST YARDS

Pl.	Player	(Rk.) Opponent, Date	No.	Yards	Avg.	TD
1.	Jim Sandusky	at Utah*, Sept. 17, 1983	3	138	46.0	1
2.	Ray Peterson	vs. CSUN, Sept. 4, 1993	8	136	17.0	0
3.	Ray Peterson	vs. San José State*, Oct. 21, 1995	5	129	25.8	0
4.	Eric Lewis	vs. San José State*, Nov. 8, 1997	6	128	21.3	1
5.	T.C. Wright	vs. Long Beach State, Sept. 8, 1991	6	127	21.2	0
6.	Damon Gourdine	vs. Utah*, Oct. 24, 1998	3	120	40.0	1
7.	Craig Scoggins	vs. Cal Western, Nov. 27, 1965	7	112	16.0	0
8.	T.C. Wright	at Hawai'i*, Oct. 5, 1991	10	108	10.8	0
9.	Kyle Conerly	vs. UNLV*, Oct. 26, 2002	4	107	26.8	1
10.	Lloyd Mills	vs. South Alabama, Sept. 19, 2015	5	106	21.2	0

MOST ATTEMPTS

Pl.	Player	(Rk.) Opponent, Date	No.	Yards	Avg.	TD
1.	T.C. Wright	at Hawai'i*, Oct. 5, 1991	10	108	10.8	0
2.	Ray Peterson	vs. CSUN, Sept. 4, 1993	8	136	17.0	0
	Tom Deckert	vs. Utah State, Oct. 22, 1971	6	21	3.5	0
4.	Michael Franklin	vs. San José State, Sept. 24, 2005	6	43	7.2	0
	Donte Gamble	at Colorado State*, Sept. 22, 2001	6	4	0.7	0
	Eric Lewis	vs. San José State*, Nov. 8, 1997	6	128	21.3	1
	T.C. Wright	vs. Long Beach State, Sept. 8, 1991	6	127	21.2	0
8.	Lloyd Mills	vs. South Alabama, Sept. 19, 2015	5	106	21.2	0
	Michael Franklin	vs. Wyoming*, Nov. 19, 2005	5	13	2.6	0
	Kyle Conerly	vs. Colorado State*, Oct. 16, 2004	5	37	7.4	0
	Kyle Conerly	at UNLV*, Nov. 8, 2003	5	56	11.2	0
	Michael Franklin	at Idaho, Sept. 21, 2002	5	44	8.8	0



TIM VIZZI

Kickoff Returns



SEVEN STRAIGHT BOWL GAME APPEARANCES ► 21 CONFERENCE CHAMPIONSHIPS

Bold indicates record set by a current Aztec or last year
* - Indicates conference game
^ - Indicates Division I era record

■ Team Records

Most Returns

Game: 9, five times, most recent:
vs. (24) Cincinnati, 9/29/07
Season: 64, in 1987 (5-7)

Most Return Yardage

Game: 218, at Cal State Los Angeles*, 10/19/63
Season: 1,418, in 1988 (3-8)

Highest Return Average Per Return

Game: 48.3, (3) vs. (20) Brigham Young*,
11/5/88 (min. 3)
Season: 29.1 in 2015 (11-3)

Most Returns for Touchdowns

Game: 2 at Wyoming, 11/19/16
Season: 3, in 2016 (11-3) and 2015 (11-3)

■ Individual Records

Most Returns

Game: 8, Vincent Brown vs. (24) Cincinnati,
9/29/07 and Ray Bass at TCU*, 11/18/06
Season: 40, Monty Gilbreath, 1987
Career: 92, Colin Lockett, 1986-87-88-89

Most Return Yards

Game: 188, Ray Bass at TCU*, 11/18/06
Season: 880, Monty Gilbreath, 1987
Career: 2,216, Colin Lockett, 2010-11-12-13

Highest Return Average

Game: 48.3, Patrick Rowe vs. Brigham Young,
11/5/88 (min. 3)
Season: 32.8, Mike Fox, 1980
Career: 30.1 Rashaad Penny, 2014-15-16

Most Returns For TDs

Game: 1, many times, most recent:
Juwan Washington, at Wyoming,
11/19/16
Season: 3, Rashaad Penny, 2015
Career: 5, Rashaad Penny, 2014-15-16

■ Attempts

SEASON

Pl.	Player, Season	Number
1.	Monty Gilbreath, 1987	40
2.	Curtis Shearer, 1994	33
3.	Darnay Scott, 1991	32
4.	Colin Lockett, 2013	31
	Colin Lockett, 2011	31
	Patrick Rowe, 1988	31
7.	Colin Lockett, 2012	30
	Davion Mauldin, 2009	29
	Michael Franklin, 2005	29
	Donte Gamble, 2001	29

CAREER

Pl.	Player, Seasons	Number
1.	Colin Lockett, 2010-11-12-13	92
2.	Monty Gilbreath, 1986-87-88-89	74
3.	Rashaad Penny, 2014-15-16	64
4.	Darnay Scott, 1991-92-93	64
5.	Davion Mauldin, 2008-09	55
6.	Patrick Rowe, 1987-88-90-91	49
7.	Mekell Wesley, 2006-07-08-09	48

8.	Curtis Shearer, 1992-93-94	47
9.	Michael Franklin, 2002-03-04-05	46
10.	Brandon Davis, 2008-09-10-11	43

■ Yards

SEASON

Pl.	Player, Season	Yards
1.	Monty Gilbreath, 1987	880
2.	Rashaad Penny, 2015	804
3.	Patrick Rowe, 1988	799
4.	Colin Lockett, 2012	777
5.	Colin Lockett, 2013	761
6.	Darnay Scott, 1991	680
7.	Colin Lockett, 2011	678
8.	Davion Mauldin, 2009	636
9.	Curtis Shearer, 1994	630
10.	Rashaad Penny, 2015	624

CAREER

Pl.	Player, Seasons	Yards
1.	Colin Lockett, 2010-11-12-13	2,216
2.	Rashaad Penny, 2014-15-16	1,928
3.	Monty Gilbreath, 1986-87-88-89	1,505
4.	Darnay Scott, 1991-92-93	1,397
5.	Patrick Rowe, 1987-88-90-91	1,232
6.	Davion Mauldin, 2008-09	1,224
7.	Mekell Wesley, 2006-07-08-09	1,020
8.	Phil Smith, 1981-82	1,003
9.	Az Hakim, 1994-95-96-97	999
10.	Brandon Davis, 2008-09-10-11	952

■ Single-Game Kickoff Return Leaders

MOST YARDS

Pl.	Player	(Rk.) Opponent, Date	No.	Yards	Avg.	TD
1.	Ray Bass	at TCU, Nov. 18, 2006	8	188	23.5	0
2.	Mekell Wesley	at UNLV, Nov. 10, 2007	5	178	35.6	1
3.	Mike Fox	vs. New Mexico*, Nov. 22, 1980	5	171	34.2	0
4.	Davion Mauldin	vs. Brigham Young*, Oct. 17, 2009	6	160	26.7	0
5.	Darnay Scott	vs. UCLA, Sept. 26, 1991	6	159	26.5	0
6.	Patrick Rowe	vs. Hawai'i*, Oct. 15, 1988	7	157	22.4	0
7.	Patrick Rowe	vs. Wyoming*, Oct. 8, 1988	5	154	30.8	0
8.	Davion Mauldin	vs. (6) TCU*, Nov. 7, 2009	8	151	18.9	0
9.	Vincent Brown	at Washington State, Sept. 8, 2007	6	146	24.3	0
10.	Patrick Rowe	vs. (20) Brigham Young*, Nov. 5, 1988	3	145	48.3	0
	Monty Gilbreath	at Brigham Young*, Nov. 7, 1988	7	145	20.7	0

MOST ATTEMPTS

Pl.	Player	(Rk.) Opponent, Date	No.	Yards	Avg.	TD
1.	Davion Mauldin	vs. (6) TCU*, Nov. 7, 2009	8	151	18.9	0
	Vincent Brown	vs. (24) Cincinnati, Sept. 29, 2007	8	142	17.8	0
	Ray Bass	at TCU*, Nov. 18, 2006	8	188	23.5	0
4.	Colin Lockett	at Fresno State*, Sept. 29, 2012	7	102	14.8	0
	Michael Franklin	at Hawai'i, Dec. 4, 2005	7	113	16.1	0
	Michael Franklin	vs. New Mexico*, Oct. 22, 2005	7	129	18.4	0
	Darnay Scott	vs. Brigham Young*, Nov. 16, 1991	7	104	14.9	0
	Patrick Rowe	vs. Hawai'i*, Oct. 15, 1988	7	157	22.4	0
	Monty Gilbreath	at Brigham Young*, Nov. 7, 1987	7	145	20.7	0
	Monty Gilbreath	at (3) UCLA, Sept. 5, 1987	7	136	19.4	0



RASHAAD PENNY

Bold indicates record set by a current Aztec or last year
* - Indicates conference game

■ Team Records

Most Punts

Game: 12, four times, most recent:
at Wisconsin, 9/16/06
Season: 86, in 1980 (4-8)

Fewest Punts

Game: 0, most recent: vs. Eastern Illinois, 10/6/01
Season: 25, 1959 (1-6-1)

Most Yardage

Game: 543, Wayne Ross vs. Brigham Young*,
11/29/86
Season: 3,435, 1980 (4-8)

Highest Average Per Punt

Game: 53.0 (6), at Brigham Young*, 9/16/95 (min. 3)
Season: 44.8, in 2005 (5-7)

■ Individual Records

Most Punts

Game: 12, Michael Hughes at Wisconsin, 9/16/06,
Wayne Ross vs. Brigham Young*, 11/29/86,
and John Beck vs. Tennessee State, 9/15/67
Season: 84, Mike Jezulin, 1980
Career: 248, vs. Wayne Ross, 1984-85-86-87

Most Yards

Game: 543, Wayne Ross vs. Brigham Young*,
11/29/86
Season: 3,435, Mike Jezulin, 1980
Career: 10,556, Brian Stahovich, 2008-09-10-11

Highest Average

Game: 54.8, Mike Saxon vs. Brigham Young*,
10/22/83 (min. 6)
Season: 46.5, Noel Prefontaine, 1996
Career: 44.7, Noel Prefontaine, 1995-96

■ Attempts

SEASON

Pl.	Player, Season	Number
1.	Mike Jezulin, 1980	84
2.	Tanner Blain, 2015	77
3.	Wayne Ross, 1984	73
4.	Michael Hughes, 2007	72
5.	Brian Stahovich, 2008	71
6.	Seth Santoro, 2003	70
7.	Wayne Ross, 1986	69
	Willie Buchanan, 1971	69
9.	Michael Hughes, 2005	67
10.	Don Copeland, 1997	65
	Scott Oatsvall, 1992	65

CAREER

Pl.	Player, Seasons	Number
1.	Wayne Ross, 1984-85-86-87	248
2.	Brian Stahovich, 2008-09-10-11	246
3.	Michael Hughes, 2004-05-06-07	230
4.	Brian Simnjanovski, 1999-00-01-02	178
5.	Tanner Blain, 2015-16	140
	Tim Thorn, 1972-73-74	140
7.	Mike Jezulin, 1980-81	139
8.	Willie Buchanan, 1970-71	129
9.	Don Copeland, 1997-98	126
10.	Joel Alesi, 2012-13-14	117
11.	Ed Kaszycki, 1993-94	109

■ Yards

SEASON

Pl.	Player, Season	Yards
1.	Mike Jezulin, 1980	3,435
2.	Michael Hughes, 2007	3,163
3.	Wayne Ross, 1984	3,128
4.	Tanner Blain, 2015	3,102
5.	Seth Santoro, 2003	2,915
6.	Brian Stahovich, 2008	2,812
7.	Don Copeland, 1997	2,797
8.	Wayne Ross, 1986	2,782
9.	Brian Simnjanovski, 2001	2,747
10.	Brian Stahovich, 2009	2,674

CAREER

Pl.	Player, Seasons	Yards
1.	Brian Stahovich, 2008-09-10-11	10,556
2.	Wayne Ross, 1984-85-86-87	10,402
3.	Michael Hughes, 2004-05-06-07	9,768
4.	Brian Simnjanovski, 1999-00-01-02	7,627
5.	Mike Jezulin, 1980-81	5,794
6.	Tanner Blain, 2015-16	5,704
7.	Don Copeland, 1997-98	5,318
8.	Tim Thorn, 1972-73-74	5,157
9.	Willie Buchanan, 1970-71	4,751
10.	Noel Prefontaine, 1995-96	4,469
11.	Joel Alesi, 2012-13-14	4,450

■ Average

SEASON

Pl.	Player, Season (No.-Yds.)	Avg.
1.	Noel Prefontaine, 1996 (48-2,234)	46.54
2.	Mike Saxon, 1983 (57-2,592)	45.47
3.	Brian Stahovich, 2010 (53-2,406)	45.39
4.	Michael Hughes, 2005 (67-3,003)	44.82
5.	Michael Hughes, 2007 (72-3,163)	43.93
6.	Brian Stahovich, 2009 (61-2,674)	43.84
7.	Brian Stahovich, 2011 (61-2,669)	43.75
8.	Brian Simnjanovski, 2001 (63-2,747)	43.60
9.	Don Copeland, 1997 (65-2,797)	43.03
10.	Noel Prefontaine, 1995 (52-2,235)	42.98

CAREER

(minimum 90 attempts)

Pl.	Player, Seasons	Avg.
1.	Noel Prefontaine, 1995-96	44.7
2.	Mike Saxon, 1982-83	44.1
3.	Brian Stahovich, 2008-09-10-11	42.9
4.	Brian Simnjanovski, 1999-00-01-02	42.8
5.	Michael Hughes, 2004-05-06-07	42.5
6.	Don Copeland, 1997-98	42.2
7.	Wayne Ross, 1984-85-86-87	41.9
8.	Mike Jezulin, 1980-81	41.7
9.	Joe Santos, 1988-89	40.8
10.	Tanner Blain, 2015-16	40.7

■ Single-Game Punting Leaders

MOST YARDS

Pl.	Player	(Rk.) Opponent, Date	No.	Yards	Avg.
1.	Wayne Ross	vs. Brigham Young*, Nov. 29, 1986	12	543	45.3
2.	Michael Hughes	at (9) Ohio State, Sept. 17, 2005	11	483	43.9
3.	Mike Jezulin	vs. New Mexico*, Nov. 22, 1980	11	482	43.8
4.	Michael Hughes	vs. Wyoming*, Nov. 3, 2007	10	481	48.1
5.	John Beck	vs. Tennessee State, Sept. 15, 1967	12	479	39.9
6.	Michael Hughes	at Wisconsin, Sept. 16, 2006	12	478	39.8
7.	Brian Stahovich	at Missouri, Sept. 18, 2010	10	456	45.6
8.	Joe Santos	at (7) Miami, Nov. 18, 1989	11	437	39.7
9.	Don Copeland	at Air Force*, Sept. 27, 1997	9	432	48.0
10.	Wayne Ross	at (12) Oklahoma State, Sept. 24, 1984	9	428	47.6


MOST ATTEMPTS

Pl.	Player	(Rk.) Opponent, Date	No.	Yards	Avg.
1.	Michael Hughes	at Wisconsin, Sept. 16, 2006	12	478	39.8
	Wayne Ross	vs. Brigham Young*, Nov. 29, 1986	12	543	45.3
	John Beck	vs. Tennessee State, Sept. 15, 1967	12	479	39.9
4.	Michael Hughes	at (9) Ohio State, Sept. 17, 2005	11	483	43.9
	Joe Santos	at (7) Miami, Nov. 18, 1989	11	437	39.7
	Mike Jezulin	vs. New Mexico, Nov. 22, 1980	11	482	43.8
7.	Brian Stahovich	at Missouri, Sept. 18, 2010	10	456	45.6
	Brian Stahovich	at TCU*, Oct. 4, 2008	10	361	36.1
	Michael Hughes	vs. Wyoming*, Nov. 3, 2007	10	481	48.1
	Justin Sisco	at Illinois, Sept. 11, 1999	10	374	37.4
	Don Copeland	at Southern California, Sept. 12, 1998	10	377	37.7
	Bill Kushner	at (5) UCLA, Sept. 3, 1988	10	367	36.7

HIGHEST AVERAGE

minimum four punts

Pl.	Player	(Rk.) Opponent, Date	No.	Yards	Avg.
1.	Mike Saxon	vs. Brigham Young*, Oct. 22, 1983	6	329	54.833
2.	Michael Hughes	at Air Force*, Nov. 17, 2007	4	219	54.750
3.	Noel Prefontaine	at Brigham Young*, Sept. 16, 1995	5	265	53.000
4.	Seamus McMorrow	at Nevada*, Oct. 20, 2012	4	210	52.500
	Brian Stahovich	at Air Force*, Sept. 26, 2009	6	315	52.500
6.	Michael Hughes	at Wyoming*, Nov. 4, 2006	5	261	52.200
7.	Noel Prefontaine	vs. Air Force*, Nov. 28, 1996	6	310	51.667
8.	Mike Saxon	at Hawai'i*, Oct. 1, 1983	5	255	51.000
9.	Michael Hughes	at UNLV*, Oct. 8, 2005	8	408	51.000
10.	Brian Stahovich	at New Mexico State, Sept. 11, 2010	4	203	50.750



BRIAN STAHOVICH

Miscellaneous Records



SEVEN STRAIGHT BOWL GAME APPEARANCES ► 21 CONFERENCE CHAMPIONSHIPS

Bold indicates record set by a current Aztec or last year
 * - Indicates conference game. ^ - Indicates Division I era record.

■ Team Records

Most Wins

Season: 11, in 2016 (11-3), in 2015 (11-3), 1969 (11-0) and 1966 (11-0)

Most Consecutive Wins

Overall: 25, (10/23/65 - 11/18/67)
Season: 11, in 1969 (11-0) and 1966 (11-0)

Most Conference Wins

Season: 8, in 2015 (8-0 in Mountain West)

Most Returns for Touchdowns

Game: 3, vs. San Diego, 9/3/15 and vs. Hawai'i, 10/11/96
Season: 8, in 2016 (11-3) and in 2015 (11-3)

Largest Winning Margin

Game: 72, vs. UC Santa Barbara, 11/21/53
League: 72, vs. UC Santa Barbara, 11/21/53
MW: 55 vs. Hawai'i*, 11-5-16

LARGEST WINNING MARGIN

Pl.	Opponent, Date	Pts.
1.	UC Santa Barbara*, Nov. 21, 1953	72
2.	California Christian, Oct. 1, 1927	71
3.	Cal Poly SLO*, Oct. 5, 1963	69
4.	Cal State Los Angeles*, Oct. 27, 1951	64
5.	UC Santa Barbara*, Nov. 14, 1970	58
	at El Centro Junior College, Nov. 5, 1924	58
7.	Hawai'i*, Nov. 5, 2016	55
8.	San Francisco State, Sept. 26, 1964	54
9.	CSUN*, Nov. 14, 1964	53
10.	Utah*, Nov. 3, 1990	52
	at Cal Poly SLO*, Oct. 3, 1964	52

Most First Downs

Game/DI Era: 37 vs. Long Beach State, 10/24/87
Game/MW: 30 vs. UNLV*, 11/27/10
Season: 305, in 1993 (6-6)

Fewest First Downs

Season: 80, in 1958 (3-5)
DI Era: 187, in 2000 (3-8)

Fewest First Downs Allowed

Game/DI Era: 6 vs. Fresno State*, 10/3/15 and vs. UC Santa Barbara, 10/25/69
Game MW: 8 vs. New Mexico*, 11/5/11
Season: 86, in 1958 (3-5)
DI Era: 134, in 1970 (9-2)

Most First Downs Allowed

Season: 322, in 2007 (4-8)
DI Era: 39 vs. TCU*, 11/24/07

Most First Downs Passing

Season: 174, in 1990 (6-5)

Most First Downs Rushing

Season: 165, in 2016 (11-3)

Most First Downs By Penalty

Season: 27, in 1993 (6-6)

FIRST DOWNS/SEASON

Pl.	Season	First Downs
1.	1993 (6-6)	305
2.	1989 (6-5-1)	292
3.	1991 (8-4-1)	291
4.	1990 (6-5)	287
5.	1995 (8-4)	282
6.	2011 (8-5)	281
	2002 (4-9)	281
	1987 (5-7)	281
9.	2016 (11-3)	278
	2012 (9-4)	278
11.	2013 (8-5)	269

Fewest Penalties

Season: 27, in 1959 (1-6-1)
DI Era: 60, in 2011 (8-5)

Most Penalties

Season: 110, in 1985 (5-6-1)

Fewest Penalty Yards

Season: 243, in 1959 (1-6-1)
DI Era: 487, in 2000 (3-8)

Most Penalty Yards

Season: 1,144, in 1970 (9-2)

Fewest Fumbles

Season: 13, in 2010 (9-4), 2007 (4-8) and 1992 (5-5-1)

Most Fumbles

Season: 54, in 1955 (2-8)
DI Era: 39, in 1973 (9-1-1)

Fewest Fumbles Lost

Season: 5, in 1992 (5-5-1) and 1961 (7-2-1)

Most Fumbles Lost

Season: 29, in 1955 (2-8)
DI Era: 25, in 1973 (9-1-1)



Longest Plays

SEVEN STRAIGHT BOWL GAME APPEARANCES ► 21 CONFERENCE CHAMPIONSHIPS



PASSING PLAYS

Yds.	Passer to Receiver, Opponent, Date (Result)
97	Kevin O'Connell to Chaz Schilens vs. TCU*, Nov. 24, 2007 (L, 33-45)
92	Brian Sipe to Robert West at Fresno State*, Oct. 30, 1971 (L, 10-17)
90	Ryan Lindley to Vincent Brown vs. (25) Utah*, Nov. 20, 2010 (L, 34-38)
87	J.R. Tolver to Kassim Osgood at Hawai'i, Dec. 7, 2002 (L, 40-41)
87	Jack Hawley to Derrick Lewis at UNLV*, Nov. 20, 1999 (W, 37-7)
87	Tim Gutierrez to Marshall Faulk at Fresno State*, Nov. 20, 1993 (L, 37-63)
86	Christian Chapman to Mikah Holder vs. New Hampshire, Dec. 17, 2016 (W, 31-0)
86	Dennis Shaw to Tom Nettles vs. Southern Mississippi, Nov. 9, 1968 (W, 68-7)
85	Billy Blanton to Nate Jacquet at UNLV*, Nov. 16, 1996 (L, 42-44)
85	Doug Matheson to Dan Laskowski vs. Weber State, Sept. 23, 1967 (W, 58-12)
84	Todd Santos to Vince Warren vs. Colorado State*, Oct. 20, 1984 (W, 41-24)
83	Mark Halda to Bobby Taylor vs. Miami, Oct. 13, 1979 (W, 31-20)
83	Mark Halda to Steve Stapler vs. Wisconsin, Sept. 29, 1979 (W, 24-17)
83	Jeff Atteberry to Mike Reed vs. UC Santa Barbara*, Nov. 14, 1970 (W, 65-7)
82	Ryan Lindley to Vincent Brown vs. Utah State, Sept. 25, 2010 (W, 41-7)
82	David Lowery to Damay Scott at California, Sept. 11, 1993 (W, 22-20)
82	Don Horn to Craig Scoggins vs. Cal State Los Angeles*, Nov. 26, 1966 (W, 39-12)

RUSHING PLAYS

Yds.	Player, Opponent, Date (Result)
99	Ronnie Hillman vs. Wyoming*, Oct. 29, 2011 (L, 27-30)
98	Phil Prokop vs. Pepperdine*, Oct. 11, 1952 (W, 33-13)
93	Donnel Pumphrey at New Mexico*, Oct. 10, 2014 (W, 24-14)
93	Ronnie Hillman at Missouri, Sept. 18, 2010 (L, 24-27)
92	Chris Hardy vs. UTEP*, Nov. 16, 1985 (W, 34-6)
92	Chris Hardy vs. Colorado State*, Sept. 28, 1985 (W, 48-23)
92	Volney Quinlan vs. San Diego Marines, Oct. 13, 1951 (W, 34-18)
88	Kern Carson at Fresno State*, Nov. 2, 1963 (W, 34-6)
86	Ted Washington vs. North Dakota State, Nov. 5, 1966 (W, 36-0)
85	Bob Tomlinson vs. Utah State, Sept. 19, 1947 (W, 24-19)
83	Adam Muema vs. San José State*, Sept. 22, 2012 (L, 34-38)
82	Adam Muema at Wyoming*, Nov. 24, 2012 (W, 42-28)
81	Adam Muema vs. (10) Boise State*, Nov. 19, 2011 (L, 35-52)
79	Donnel Pumphrey at Northern Illinois, Sept. 17, 2016 (W, 42-28)
79	Jesus Reyes vs. UTEP*, Nov. 21, 1998 (W, 34-29)
77	Larry Ned at Utah*, Oct. 23, 1999 (L, 16-38)

INTERCEPTION RETURNS

Yds.	Player, Opponent, Date (Result)
100	Harold Hicks vs. Hawai'i*, Nov. 22, 1986 (W, 35-5)
100	Dave Croudip vs. Long Beach State, Oct. 23, 1982 (W, 51-17)
98	Terrell Ward at New Mexico*, Oct. 6, 1979 (W, 35-7)
98	Bob Jones vs. North Dakota State, Nov. 5, 1966 (W, 36-0)
97	Tory Nixon at Air Force*, Sept. 1, 1984 (L, 16-34)
96	Leon McFadden at Fresno State*, Sept. 29, 2012 (L, 40-52)
96	James McMichael vs. LaVerne*, Oct. 19, 1935 (W, 14-6)
91	Dick Weber at CSUN*, Nov. 11, 1967 (W, 30-21)
88	Ricky Parker at Oklahoma, Sept. 9, 1995 (L, 22-38)
86	Joe Martin at UNLV*, Oct. 8, 2005 (L, 10-13)
85	Jacob Elimimian at Texas-El Paso, Sept. 13, 2003 (W, 34-0)
85	Bob Tomlinson at Fresno State*, Nov. 5, 1949 (W, 18-7)
85	Eddie Preisler vs. San Diego Marines, Nov. 11, 1938 (W, 9-0)

KICKOFF RETURNS

Yds.	Player, Opponent, Date (Result)
100	Rashaad Penny vs. California, Sept. 10, 2016
100	Rashaad Penny vs. Cincinnati (HB), Dec. 24, 2015 (W, 42-7)
100	Rashaad Penny at Penn State, Sept. 26, 2015 (L, 21-37)
100	Colin Lockett at (19) Boise State*, Nov. 3, 2012 (W, 21-19)
100	Charlie Crews vs. UTEP*, Nov. 17, 1979 (W, 42-20)
100	Mel Jacobs vs. North Texas, Sept. 20, 1975 (W, 31-10)
99	Mike Fox vs. Colorado State*, Nov. 20, 1982 (W, 38-10)
98	Brandon Davis at Air Force*, Oct. 13, 2011 (W, 41-27)
98	Jon Robertson vs. Brigham Young, Oct. 3, 1970 (W, 31-11)
97	Rashaad Penny vs. San Diego, Sept. 5, 2015 (W, 37-3)
97	Jim Sandusky at New Mexico*, Nov. 19, 1983 (L, 14-34)
96	Colin Lockett vs. Army, Sept. 8, 2012 (W, 42-7)
96	Jesus Reyes at Wyoming*, Nov. 1, 1997 (L, 17-41)
96	Art Preston vs. Arizona State, Oct. 20, 1951 (T, 27-27)
94	Colin Lockett vs. Cal Poly, Sept. 3, 2011 (W, 49-21)
93	Rashaad Penny at Wyoming*, Nov. 19, 2016 (L, 33-34)
93	Davion Mauldin vs. Colorado State*, Oct. 25, 2008 (L, 34-38)

PUNT RETURNS

Yds.	Player, Opponent, Date (Result)
95	Damon Gourdine vs. Utah*, Oct. 24, 1998 (W, 21-20)
91	Ray Peterson vs. Fresno State*, Nov. 21, 1992 (L, 41-45)
90	Jim Sandusky at Utah*, Sept. 17, 1983 (L, 24-27)
88	Art Preston at Pepperdine, Oct. 1, 1949 (W, 9-7)
87	Kyle Conerly vs. UNLV*, Oct. 26, 2002 (W, 31-21)
86	Mel Jacobs vs. UTEP, Sept. 6, 1975 (W, 31-10)
80	Gilbert Warren vs. CSUN, Nov. 3, 1962 (W, 39-0)
79	Eric Lewis vs. San José State*, Nov. 8, 1997 (W, 48-21)
79	Nate Wright at Fresno State*, Oct. 28, 1967 (W, 28-21)
78	T.C. Wright vs. Long Beach State, Sept. 8, 1991 (W, 49-13)
76	Webster Slaughter vs. New Mexico*, Nov. 23, 1985 (W, 52-20)
75	Ray Peterson vs. Navy, Sept. 3, 1994 (W, 56-14)

FIELD GOALS

Yds.	Player, Opponent, Date (Result)
57	Ed Corral at Air Force*, Sept. 20, 1980 (W, 13-10)
54	Donny Hageman at Colorado State*, Oct. 31, 2015 (W, 41-17)
54	Donny Hageman vs. South Alabama, Sept. 19, 2015 (L, 27-34)
54	Chris O'Brien at Air Force*, Nov. 2, 1985 (L, 10-31)
53	Abel Perez vs. UNLV*, Nov. 27, 2010 (W, 48-14)
53	Peter Holt at Colorado State*, Oct. 26, 1996 (L, 18-27)
53	Steve LaPlant vs. Arizona, Nov. 8, 1975 (L, 24-31)
52	Dave Meyer at New Mexico*, Oct. 3, 1981 (W, 17-15)
51	J.C. Mejia at Colorado State*, Nov. 15, 2003 (L, 6-21)
51	Chris O'Brien vs. New Mexico*, Nov. 17, 1984 (W, 37-31)
50	John Baron II vs. UNLV*, Oct. 8, 2016 (W, 26-7)
50	Garrett Palmer at Arizona State, Sept. 15, 2007 (L, 13-34)
50	Garrett Palmer vs. Nevada, Sept. 25, 2004 (W, 27-10)
50	Nate Tandberg vs. New Mexico*, Oct. 11, 1997 (L, 21-36)
50	Andy Trakas vs. Long Beach State, Sept. 15, 1990 (W, 38-20)
50	Andy Trakas at Miami, Nov. 18, 1989 (L, 6-42)
50	Tyler Ackerson at Stanford, Sept. 17, 1988 (L, 10-31)
50	Chris O'Brien vs. New Mexico*, Nov. 17, 1984 (W, 37-31)
50	Marco Morales at Air Force*, Sept. 11, 1982 (L, 32-44)
50	Steve Duncan vs. Cal State Fullerton, Sept. 10, 1977 (W, 34-17)

PUNTS

Yds.	Player, Opponent, Date (Result)
89	Brian Stahovich at Wyoming*, Oct. 30, 2010 (W, 48-38)
82	Noel Prefontaine at New Mexico*, Oct. 19, 1996 (W, 48-42)
80	Mike Saxon at Brigham Young*, Nov. 13, 1982 (L, 8-58)
78	Michael Hughes at UNLV*, Oct. 8, 2005 (L, 10-13)
76	Joe Duke vs. San Diego Marines, Nov. 21, 1959 (L, 6-64)
75	Tanner Blain at Wyoming (MWCG), Dec. 3, 2016 (W, 27-24)
75	Michael Hughes vs. Wyoming*, Nov. 3, 2007 (W, 27-24)
73	Michael Hughes at Colorado State*, Nov. 12, 2005 (W, 30-10)
73	Ed Mendez vs. Long Beach State*, Oct. 12, 1963 (W, 33-8)
70	Noel Prefontaine vs. Air Force*, Nov. 28, 1996 (W, 28-23)
70	Jack Henley vs. Cal Poly Pomona, Oct. 28, 1950 (W, 49-20)
69	Mike Saxon vs. Brigham Young*, Nov. 22, 1983 (W, 32-7)
68	Tim Thom at Kent State, Sept. 30, 1972 (W, 14-0)

* - Indicates conference game.

■ All Opponent Plays

Yds.	Player, Opponent (Rk.), Date (Result)
100	Brian Walker interception return, at (21/23) North Carolina, Sept. 6, 2014 (L, 27-31)
100	Bryan Douglas kickoff return, vs. Boise State, Nov. 23, 2013 (W, 34-31 (ot))
100	Will Allen interception return, at (2) Ohio State, Sept. 9, 2003 (L, 13-16)
100	Emmanuel Franklin interception return, at Arizona State, Sept. 8, 2001 (L, 7-38)
100	Dexter Wynn kickoff return, vs. Colorado State, Oct. 28, 2000 (L, 22-34)
100	Jessie Kendrick kickoff return, vs. Cal State Los Angeles, Oct. 25, 1952 (W, 41-28)
99	Terry Peel pass to Robert Ford, at Houston, Oct. 14, 1972 (L, 14-49)
99	Roy Ross kickoff return, vs. UTEP, Nov. 24, 1990 (W 53-31)
98	Paul Oates pass to Sean Foster, vs. Long Beach State, Oct. 14, 1989 (W, 30-26)
98	Mike Harris kickoff return, vs. Tampa, Sept. 21, 1974 (W, 28-25)
97	Troy Reffett interception return, at UTEP, Nov. 12, 1988 (L, 7-58)
97	Jimmy Pyles rush, vs. San Diego Marines, Nov. 8, 1958 (L, 0-25)

Attendance Records



SEVEN STRAIGHT BOWL GAME APPEARANCES ► 21 CONFERENCE CHAMPIONSHIPS

LARGEST HOME GAME ATTENDANCE

Rk.	Att.	(NR) Opponent	Date	Result
1.	59,473	(16) Iowa (HB)	Dec. 30, 1986	L, 38-39
2.	57,286	Washington State (FW)	Sept. 17, 2011	W, 42-24
3.	57,216	Idaho State (so) (FW)	Sept. 4, 2004	W, 38-21
4.	56,737	Brigham Young*	Nov. 16, 1991	T, 52-52
5.	55,868	San José State (FW)	Sept. 24, 2005	W, 52-21
6.	53,794	Utah (FW)*	Sept. 23, 2006	L, 7-38
7.	53,611	Arizona	Nov. 8, 1975	L, 24-31
8.	53,110	Portland State (FW)	Sept. 22, 2007	W, 52-17
9.	52,256	(10) Boise State*	Nov. 19, 2011	L, 35-52
10.	52,168	vs. Southern California (HC)	Sept. 5, 1992	T, 31-31
11.	52,108	(1) Miami	Nov. 28, 1992	L, 17-63
12.	50,710	UCLA (so)	Sept. 3, 2005	L, 21-44
13.	50,586	Hawaii* (FW)	Oct. 6, 2012	W, 52-14
14.	50,453	(13) Florida State	Nov. 19, 1977	W, 41-16
15.	50,338	(19) UCLA	Sept. 20, 1986	L, 14-45
16.	50,021	(23) Hawaii	Nov. 14, 1992	W, 52-28
17.	49,466	UTEP	Oct. 17, 1992	W, 49-27
18.	49,220	(4) UCLA	Sept. 9, 1984	L, 15-18
19.	48,817	North Texas	Nov. 22, 1969	W, 42-24
20.	48,785	San Diego (so) (FW)	Sept. 5, 2015	W, 37-3
21.	48,632	Pacific*	Nov. 8, 1969	W, 58-32
22.	48,049	Navy (PB)	Dec. 23, 2010	W, 35-14
23.	47,605	UC Santa Barbara*	Oct. 25, 1969	W, 55-13
24.	47,125	Montana State	Nov. 18, 1967	W, 14-3

OTHER DIVISION I ERA HOME CROWDS OF 45,000 OR MORE

46,486	New Hampshire (so) (FW)	Sept. 3, 2016	W, 31-0
46,294	Fresno State*	Oct. 25, 1969	W, 56-14
46,293	Idaho (FW)	Nov. 8, 2014	W, 35-21
46,121	Brigham Young*	Nov. 24, 1979	L, 14-63
45,750	Iowa State	Oct. 10, 1981	W, 52-31
45,682	Utah State (FW)	Sept. 25, 2010	W, 41-7
45,062	Brigham Young	Nov. 29, 1986	W, 10-3
45,022	New Mexico State	Oct. 18, 1975	W, 48-3

* - indicates conference game. so - indicates season opener; FW - indicates KGB SkyShow; HB - Holiday Bowl; PB - Poinsettia Bowl; HC - Ralph's Holiday Classic.

ROAD/NEUTRAL GAME ATTENDANCE

Rk.	Att.	(NR) Opponent	Date	Result
1.	110,707	at (22) Michigan	Sept. 24, 2011	L, 7-28
2.	109,432	at (17) Michigan	Sept. 18, 2004	L, 21-24
3.	104,984	at (3) Ohio State	Sept. 7, 2013	L, 7-42
4.	104,533	at (9) Ohio State	Sept. 17, 2005	L, 6-27
5.	104,433	at (2) Ohio State	Sept. 9, 2003	L, 13-16
6.	102,432	at Ohio State	Oct. 20, 2001	L, 12-27
7.	95,107	at Penn State	Sept. 26, 2015	L, 21-37
8.	81,090	at Wisconsin	Sept. 16, 2006	L, 0-14
9.	80,795	at Notre Dame	Sept. 6, 2008	L, 13-21
10.	80,000	vs. Air Force* (MB)	Nov. 29, 1981	L, 16-21
11.	76,864	at Wisconsin	Sept. 20, 1997	L, 10-36
12.	76,340	at Wisconsin	Oct. 4, 1980	L, 12-35
13.	71,119	at (14) Oklahoma	Sept. 9, 1995	L, 22-38
14.	71,081	at (3) Washington	Sept. 13, 1997	L, 3-36
15.	66,044	at (4) Brigham Young*	Sept. 22, 1990	L, 34-62
16.	65,407	at (11) Brigham Young*	Oct. 12, 1985	L, 0-28
17.	65,261	at Brigham Young*	Sept. 10, 1992	W, 45-38
18.	64,471	at Brigham Young*	Nov. 13, 1982	L, 8-58
19.	64,341	at Brigham Young*	Nov. 7, 1987	L, 21-38
20.	64,107	at Brigham Young*	Nov. 15, 2008	L, 12-41
21.	64,050	at (4) Brigham Young*	Nov. 10, 1984	L, 3-34
22.	63,496	at Brigham Young*	Oct. 29, 1998	L, 0-13
23.	62,176	at Brigham Young*	Oct. 9, 2010	L, 21-24
24.	62,168	at Missouri	Sept. 8, 1979	L, 15-45
25.	61,194	at Brigham Young*	Oct. 21, 2000	W, 16-15
26.	60,804	at Brigham Young*	Oct. 7, 2006	L, 17-47
27.	59,625	at (12) UCLA	Sept. 21, 1985	L, 16-34

MB - Mirage Bowl (Tokyo, Japan)

LARGEST SDSU ROAD CROWDS FOR 2017 ROAD OPPONENTS / DIV. I ERA

Arizona State	54,617	Sept. 15, 2007	L, 13-34
Air Force	48,399	Sept. 27, 1997	L, 18-24
UNLV	20,896	Nov. 8, 2003	W, 7-0
Hawaii	42,958	Oct. 7, 1989	L, 24-31
San José State	18,501	Nov. 3, 1973	T, 27-27

YEAR-BY-YEAR ATTENDANCE/DIVISION I ERA

Year	All Gms.	Overall Record	Overall Total	Overall Average	Home Gms.	Home Record	Home Total	Home Average
1969	11	11 0 0	354,938	32,267	6	6 0 0	246,834	41,139
1970	11	9 2 0	312,466	28,406	7	6 1 0	236,845	33,835
1971	11	6 5 0	231,022	21,002	7	5 2 0	182,471	26,047
1972	11	10 1 0	279,168	25,278	7	7 0 0	215,715	30,816
1973	11	9 1 1	261,893	23,808	7	6 1 0	212,407	30,201
1974	11	8 2 1	294,617	26,783	8	7 0 1	229,524	28,691
1975	11	8 3 0	323,717	29,428	6	4 2 0	252,242	42,040
1976	11	10 1 0	314,962	28,633	8	7 1 0	278,889	34,861
1977	11	10 1 0	354,739	32,249	7	7 0 0	274,068	38,153
1978	11	4 7 0	312,434	28,403	5	4 1 0	179,047	35,809
1979	11	8 3 0	379,955	34,541	6	5 1 0	236,978	39,978
1980	12	4 8 0	352,968	32,088	6	2 4 0	149,068	24,450
1981	11	6 5 0	391,934	35,630	5	2 3 0	171,829	34,366
1982	12	7 5 0	359,464	29,955	6	5 1 0	122,711	20,452
1983	12	2 9 1	248,626	20,719	5	1 4 0	89,743	17,949
1984	12	4 7 1	372,895	31,074	7	3 3 1	163,650	23,378
1985	12	5 6 1	339,385	28,282	7	5 2 0	136,396	19,485
1986	12	8 4 0	310,297	28,208	7	4 3 0	249,809	35,687
1987	12	5 7 0	385,968	32,164	6	4 2 0	137,464	22,911
1988	11	3 8 0	270,224	24,565	5	2 3 0	111,992	22,398
1989	12	6 5 1	319,800	26,650	7	4 2 1	143,236	20,462
1990	11	6 5 0	299,133	27,193	6	5 1 0	132,365	22,061
1991	13	8 4 1	461,660	35,512	7	5 1 1	232,689	33,241
1992	11	5 5 1	457,556	41,596	6	2 3 1	280,601	46,766
1993	12	6 6 0	461,122	38,426	7	4 3 0	269,339	38,477
1994	11	4 7 0	362,640	32,967	6	3 3 0	191,271	31,879
1995	12	8 4 0	416,559	34,713	7	5 2 0	215,386	30,769
1996	11	8 3 0	283,032	25,730	6	6 0 0	170,498	28,416
1997	12	5 7 0	439,923	36,660	5	3 2 0	130,109	26,022
1998	12	7 5 0	325,944	29,361	6	4 2 0	155,181	25,864
1999	11	5 6 0	361,894	32,899	5	2 3 0	149,398	29,880
2000	11	3 8 0	326,081	29,643	5	0 5 0	117,244	23,449
2001	11	3 8 0	378,840	34,440	6	2 4 0	135,109	22,518
2002	13	4 9 0	394,023	30,309	5	2 3 0	126,316	25,263
2003	12	6 6 0	396,227	33,019	6	4 2 0	135,754	22,626
2004	11	4 7 0	480,708	43,701	5	3 2 0	179,976	35,995
2005	12	5 7 0	465,423	38,785	6	3 3 0	217,339	36,223
2006	12	3 9 0	395,339	32,945	6	3 3 0	175,364	29,227
2007	12	4 8 0	390,436	32,536	6	2 4 0	167,637	27,940
2008	12	2 10 0	380,105	31,675	6	2 4 0	146,255	24,376
2009	12	4 8 0	328,151	27,346	6	3 3 0	146,785	24,464
2010	13	9 4 0	452,481	34,806	7	6 1 0	238,930	34,133
2011	13	8 5 0	522,758	40,212	7	4 3 0	279,056	39,865
2012	13	9 4 0	406,365	31,259	8	6 2 0	247,029	30,879
2013	13	8 5 0	422,018	32,463	6	3 3 0	199,344	33,224
2014	13	7 6 0	427,589	32,891	7	6 1 0	226,839	32,406
2015	14	11 3 0	427,141	30,510	7	6 1 0	203,459	29,066
2016	14	11 3 0	354,895	25,350	6	5 1 0	223,735	37,289



Don Coryell, who coached San Diego State from 1961-72, leads all Aztec coaches in wins (104), winning percentage (.840) and games coached (125).

Inside:

Offense Year-By-Year	146
Defense Year-By-Year	148
Coaching History	150
Bowl History	151
2017-18 Bowl Schedule	155
First-Team All-Americans	156
National Honors	157
Conference Honors	159
Team Awards	162
NFL Draft	166
Aztecs in the NFL	168
Letterwinners	170
All-Time Scores	176
All-Time Series Results	188
Second-Half Comebacks	190
Largest Comebacks	191
National Rankings	192
Game Types	193
Starting QB Debuts	195
Year-By-Year Records	196

Offense Year-By-Year



SEVEN STRAIGHT BOWL GAME APPEARANCES ► 21 CONFERENCE CHAMPIONSHIPS

Season	Conf.						Rushing					NR		CR		Passing								NR	CR
	G	W-L-T	Pct.	W-L-T	Pct.	Place	No.	Yds.	TDs	YPG	YPC					Att.	Com.	Int.	TDs	Yards	Rating	YPG			
1949	9	6-3	.667	3-1	.750	2nd	432	1,771		196.8	4.1			164	71	18	10	967	91.0	107.4					
1950	9	5-3-1	.611	3-0-1	.875	1st	403	1,561	18	173.4	3.9			171	83	17	13	1,275	116.4	141.7					
1951	11	10-0-1	.954	4-0	1.000	1st	417	2,083	30	208.3	5.0			219	107	12	17	1,585	124.3	158.5					
1952	9	4-5	.444	2-2	.500	3rd	427	2,425		269.4	5.7			200	86	16	12	1,145	94.9	127.2					
1953	9	5-3-1	.611	3-1-1	.700	2nd	387	1,959	28	217.7	5.1			136	50	17	5	812	74.1	90.2					
1954	9	5-4	.556	2-2	.500	2nd	404	1,782	20	198.0	4.4			147	58	13	6	585	68.7	65.0					
1955	10	2-8	.200	no conference standings			390	988	5	98.8	2.5			159	75	18	5	930	84.0	93.0					
1956	9	4-3-2	.556	2-1-1	.625	t-2nd	419	1,522		169.1	3.6			136	56	12	5	845	87.9	93.9					
1957	9	2-7	.222	0-1	.000	5th	340	933		103.7	2.7			175	68	17	6	1,088	83.0	120.9					
1958	8	3-5	.375	1-4	.200	4th	262	637	9	79.6	2.4			167	68	14	9	888	86.4	111.0					
1959	8	1-6-1	.187	0-5	.000	6th	278	880	4	110.0	3.2			140	66	16	7	742	85.3	92.8					
1960	8	1-6-1	.187	0-5	.000	6th		922	4	115.3				111	64	9	2	475	83.3	59.4					
1961	10	7-2-1	.750	2-2-1	.500	3rd	442	2,140	24	214.0	4.8			124	62	3	10	1,079	144.9	107.9					
1962	10	8-2	.800	5-0	1.000	1st	490	2,317	31	231.7	4.7			117	66	8	9	1,018	141.2	101.8					
1963	9	7-2	.778	3-1	.750	t-1st	417	1,977	30	219.7	4.7			147	68	7	13	1,287	139.5	143.0					
1964	10	8-2	.800	4-1	.800	2nd	408	2,150	32	215.0	5.2			250	132	10	27	2,076	150.2	207.6					
1965	10	8-2	.800	3-2	.600	3rd	382	2,022	22	202.2	5.3			256	160	13	25	2,083	152.2	208.3					
1966	11	11-0	1.000	5-0	1.000	1st	361	1,585	18	158.5	4.4			299	166	17	19	2,681	140.4	268.1					
1967	11	10-1	.909	5-0	1.000	1st	449	1,738	21	173.8	3.8			220	114	11	15	1,819	133.8	181.9					
1968	10	9-0-1	.950	independent			489	1,813	25	181.3	3.7			278	150	17	21	2,370	138.3	237.0					
1969	11	11-0	1.000	6-0	1.000	1st	423	1,580	18	158.0	3.7		4	417	244	28	43	3,742	154.5	374.2		1			
1970	11	9-2	.818	5-1	.833	t-1st	465	1,438	16	130.7	3.1		4	390	215	24	28	3,029	131.8	275.4		1			
1971	11	8-4	.667	5-1	.833	t-4th	371	763	14	69.4	2.0		7	409	211	27	18	2,765	109.7	251.4		1			
1972	11	10-1	.909	4-0-0	1.000	1st	502	1,728	17	157.1	3.4		2	327	184	25	18	2,525	124.0	229.5		1			
1973	11	9-1-1	.863	3-0-1	.875	1st	434	1,422	18	129.3	3.2		2	385	247	24	24	3,355	145.5	305.0		1			
1974	11	8-2-1	.773	4-0	1.000	1st	489	2,025	22	184.1	4.1		3	358	174	18	15	2,496	110.9	226.9	3	1			
1975	11	8-3	.727	3-2	.600	1st	396	1,316	18	119.5	3.3		5	411	238	27	17	3,204	123.9	291.3	1	1			
1976	11	10-1	.909	independent			559	2,060	17	187.2	3.7			215	125	8	5	1,371	111.9	124.6					
1977	11	10-1	.909	independent			418	1,890	19	171.8	4.5			331	192	16	26	2,685	142.4	244.1					
1978	11	4-7	.363	2-4	.300	6th	503	1,880	13	170.9	3.7			378	212	15	14	2,347	112.5	213.4					
1979	11	8-3	.727	5-2	.714	t-2nd	512	1,194	20	108.5	3.9			338	174	25	13	2,426	109.7	220.5					
1980	12	4-8	.333	4-4	.500	4th	504	1,151	12	95.9	2.3			366	183	24	7	2,028	89.7	169.0					
1981	11	6-5	.545	3-5	.375	6th	342	839	16	76.2	2.5			447	265	15	21	3,366	131.3	306.0					
1982	12	7-5-0	.583	4-3	.571	t-3rd	411	1,169	12	97.4	2.8			455	250	18	21	3,264	122.5	272.0					
1983	12	2-9-1	.208	1-6-1	.187	8th	373	920	10	76.7	2.5			403	216	25	14	2,835	111.8	236.3					
1984	12	4-7-1	.375	4-3-1	.562	t-4th	400	1,141	19	95.1	2.9			360	198	16	12	2,542	116.4	211.8					
1985	12	5-6-1	.458	3-4-1	.438	6th	390	1,795	16	149.6	4.6			437	269	21	24	3,447	136.3	287.3					
1986	12	8-4	.667	7-1	.875	1st	443	1,029	15	93.5	2.3		9	390	241	12	14	2,766	127.1	251.5		4			
1987	12	5-7	.417	4-4	.500	5th	415	1,273	20	106.1	3.1	88	6	509	314	16	26	3,990	138.1	332.5	2	1			
1988	11	3-8	.273	3-5	.375	t-6th	433	1,161	16	105.5	2.7	97	7	387	220	18	7	2,473	107.2	224.8	25	5			
1989	12	6-5-1	.542	4-3	.571	t-5th	502	1,913	30	159.4	3.8	49	4	449	262	20	16	3,697	130.4	308.1	8	4			
1990	11	6-5	.545	5-2	.714	3rd	442	1,712	28	155.6	3.9	59	4	485	287	8	29	4,086	146.4	371.5	3	2			
1991	13	8-4-1	.654	6-1-1	.813	2nd	521	2,476	30	206.3	4.8	24	3	433	228	15	22	3,263	125.8	271.9	11	4			
1992	11	5-5-1	.500	5-3	.625	4th	421	2,012	18	182.9	4.8	36	6	386	201	11	22	2,764	125.3	251.3	20	5			
1993	12	6-6	.500	4-4	.500	t-6th	449	1,750	23	145.8	3.9	65	8	465	269	14	28	3,836	141.0	319.7	9	3			
1994	11	4-7	.364	2-6	.250	8th	405	1,236	14	112.4	3.1	93	10	410	257	16	27	3,244	143.1	294.9	6	2			
1995	12	8-4	.667	5-3	.625	5th	487	2,433	27	202.8	5.0	26	4	396	246	14	24	3,352	146.2	279.3	11	3			
1996	11	8-3	.727	6-2	.750	*t-2nd	443	1,905	22	173.2	4.3	43	7	360	235	5	29	3,336	166.9	303.3	11	3			
1997	12	5-7	.417	4-4	.500	*t-4th	441	1,356	9	113.0	3.1	93	12	359	186	16	18	2,638	121.2	219.8	45	4			
1998	11	7-5	.583	7-1	.875	*t-1st	472	2,052	17	186.6	4.4	32	5	270	144	11	8	1,616	105.2	146.9	91	11			
1999	11	5-6	.455	3-4	.429	t-5th	441	1,936	14	176.0	4.4	30	2	331	175	11	17	2,270	120.8	206.4	65	5			
2000	11	3-8	.273	3-4	.429	t-5th	365	854	10	77.6	2.3	108	8	376	194	13	7	2,501	106.7	227.4	41	3			
2001	11	3-8	.273	2-5	.286	7th	429	1,627	17	147.9	3.8	63	7	333	160	15	5	1,927	92.6	175.2	89	5			
2002	13	4-9	.308	4-3	.571	t-3rd	370	948	9	72.9	2.6	114	8	584	352	10	24	4,302	132.3	330.9	5	1			
2003	12	6-6	.500	3-4	.429	t-4th	413	1,470	11	122.5	3.6	88	6	442	241	17	10	2,609	103.9	217.4	60	3			
2004	11	4-7	.364	2-5	.286																				

Offense Year-By-Year



SEVEN STRAIGHT BOWL GAME APPEARANCES ► 21 CONFERENCE CHAMPIONSHIPS

Season	Total Offense				NR	CR	Scoring		NR	CR	First Downs				Fumbles		SDSU Miscellaneous			
	Plays	Yards	YPP	YPG			Points	PPG			Rush	Pass	Pen	Total	No-Lost	TOs	ToP	Pen-Yds	Return	Punts
1949	596	2,738	4.6	304.2			195	21.7						116						58-33.6
1950	574	2,836	4.9	315.1			212	23.6			79	50	2	131	31-17	34		52-491	1,167	50-32.8
1951	636	3,668	5.8	366.8			352	35.2						127	19	31		660	1,237	53-33.5
1952	627	3,570	5.7	396.6			238	26.4						164	14	30		599	1,237	42-31.7
1953	523	2,771	5.3	307.9			230	25.6						135	21	38		442	869	37-32.8
1954	551	2,352	4.3	261.3			177	19.7						111	17	30		64-579	1,005	50-31.7
1955	549	1,918	3.5	191.8			65	6.5			57	43	7	107	54-29	47		43-383	1,084	51-35.8
1956	558	2,367	4.2	263.0			149	16.6			73	38	4	115	22-14	26		378	1,115	40-31.9
1957	515	2,021	3.9	224.6			77	8.6			49	40	4	93	30-17	34		42-333	852	55-37.2
1958	429	1,525	3.5	190.6			84	10.5			34	43	3	80	20-13	27		29-275	974	49-34.6
1959	418	1,622	3.8	202.8			74	9.3			55	26	7	88	15-8	22		27-243	906	45-38.2
1960		1,397		139.7			53	6.6						87						
1961	566	3,219	5.5	321.9			231	23.1			116	27	5	148	19-5	8		44-468	960	36-35.0
1962	607	3,335	5.5	333.5			294	29.4			125	45	5	169	30-16	24		42-406	1,258	29-36.3
1963	564	3,264	5.8	362.7			317	35.2			115	43	8	166	20-10	17		70-668	1,212	33-39.3
1964	658	4,226	6.4	426.6			423	42.3			106	83	12	201	23-9	19		88-839	1,096	40-34.9
1965	638	4,105	6.3	410.5			353	35.3			95	77	11	183	34-22	35		88-832	982	39-40.3
1966	660	4,266	6.4	426.6			289	28.9			68	105	14	188	29-17	34		77-817	838	45-41.9
1967	669	3,557	5.3	355.7			292	29.2			82	64	11	157	30-19	30		84-888	1,366	62-38.0
1968	767	4,183	5.4	418.3			377	34.3			96	92	12	200	22-13	30		72-643	761	60-35.3
1969	840	5,322	6.3	532.2		1	464	46.4			98	152	14	264	19-14	42		78-882	1,667	36-33.8
1970	855	4,467	5.2	406.1		1	364	33.1			110	102	22	234	24-16	40		106-1,144	1,328	65-37.0
1971	780	3,528	4.5	320.1		3	245	22.3			58	116	16	190	34-17	44		86-891	1,235	70-36.5
1972	829	4,254	5.1	386.7		1	266	24.2			89	106	15	210	32-20	45		80-779	909	58-38.2
1973	819	4,777	5.8	434.3		1	321	29.2			72	164	15	251	39-25	49		76-826	1,199	50-32.5
1974	847	4,521	5.3	411.0	8	1	292	26.5			107	115	20	242	37-20	38		83-864	1,234	56-35.9
1975	806	4,520	5.6	410.8	8	1	320	29.0			77	148	17	242	29-17	44		80-794	1,039	37-36.9
1976	774	3,431	4.4	311.9			197	17.9			114	68	11	193	34-16	24		67-672	786	66-36.8
1977	749	4,575	6.1	415.9			349	31.7			89	112	11	212	23-9	25		90-986	1,071	56-38.1
1978	881	4,227	4.8	384.3			242	22.0			123	109	21	253	29-18	33		84-854	1,154	50-37.9
1979	850	4,420	5.2	401.8			286	26.0			114	96	14	224	36-22	47		86-890	1,332	51-41.7
1980	870	3,179	3.65	264.9			161	13.4			85	89	18	192	31-15	39		87-884	1,468	86-39.9
1981	789	4,205	5.32	382.2			279	25.3			61	144	20	225	24-9	24		91-967	1,193	57-41.7
1982	866	4,433	5.12	369.4			308	25.7			79	133	20	232	26-17	35		105-1,004	1,323	76-37.5
1983	776	3,755	4.84	312.9			221	18.4			57	127	17	201	16-8	33		94-707	1,370	74-44.0
1984	760	3,683	4.85	306.9			265	22.1			66	109	17	192	23-11	27		99-742	1,411	76-42.5
1985	827	5,242	6.34	436.8			348	29.0			94	149	16	259	38-17	29		110-917	988	48-41.5
1986	833	3,795	4.6	345.0		8	254	23.1		7	84	127	12	233	19-8	20		86-678	1,264	69-40.3
1987	924	5,263	5.7	438.6	10	3	357	29.8	17	3	87	169	25	281	27-19	35		109-908	1,581	60-42.6
1988	820	3,634	4.4	330.4	68	8	204	18.5	79	7	70	124	11	205	26-8	26		75-673	1,738	71-39.8
1989	951	5,610	5.9	467.5	7	3	368	30.7	19	5	108	166	18	292	24-12	32		90-831	1,344	55-39.8
1990	927	5,798	6.3	527.9	3	2	459	41.7	3	2	95	174	18	287	20-7	15		92-829	1,080	50-37.1
1991	955	5,739	6.0	478.3	6	2	403	33.6	14	2	127	143	21	291	26-14	29		97-893	1,421	61-37.6
1992	807	4,776	5.9	434.2	13	3	334	30.4	14	3	104	110	16	230	13-5	16		75-615	4,399	32-11.1
1993	914	5,586	6.1	465.5	11	4	413	34.4	14	3	110	168	27	305	20-12	26		102-838	1,440	55-36.1
1994	815	4,480	5.5	407.3	26	7	332	30.2	23	5	96	131	16	243	28-15	31		79-567	1,363	59-38.4
1995	883	5,785	6.6	482.1	7	1	401	33.4	12	1	133	132	17	282	21-13	27		94-875	1,610	52-43.0
1996	813	5,241	6.5	476.5	8	3	428	38.9	8	3	101	147	12	260	17-7	12	27:59	84-631	1,597	48-46.5
1997	800	3,994	5.0	332.8	76	10	257	21.4	77	12	77	107	15	199	25-10	26	28:41	103-907	1,315	66-42.4
1998	742	3,668	4.9	333.5	75	12	230	20.9	78	10	101	76	15	192	20-9	20	31:06	78-679	1,229	63-40.0
1999	772	4,206	5.4	382.4	49	4	272	24.7	68	5	108	92	17	217	25-13	24	30:44	80-670	985	57-36.8
2000	804	3,852	4.8	305.0	103	6	170	15.5	106	8	64	109	14	187	22-11	24	29:17	58-487	1,170	81-40.5
2001	762	3,554	4.7	323.1	98	8	184	16.7	111	8	85	88	15	188	23-13	28	31:03	66-566	1,256	67-41.4
2002	954	5,250	5.5	403.8	29	2	309	23.8	82	6	68	188	25	281	24-17	27	27:47	82-686	1,450	65-39.2
2003	855	4,079	4.8	339.9	88	6	224	18.7	102	7	84	118	20	222	21-12	29	30:13	81-737	1,007	71-41.1
2004	821	4,123	5.0	374.8	56	4	234	21.3	91	6	85	115	18	218	21-10	27	29:24	89-817	1,131	62-36.0
2005	859	4,549	5.3	379.1	58	7	323	26.9	56	6	94	126	19	239	23-12	26	28:56	72-566	1,124	67-44.8
2006	717	3,234	4.5	269.5	108	9	170	14.2	113	9	85	74	16	175	26-8	25	29:55	71-260	1,057	64-39.9
2007	817	4,519	5.5	376.6	73	5	301	25.1	76	6	70	136	12	218	13-7	16	27:14	72-602	1,632	73-43.6
2008	773	3,749	4.8	312.4	99	8														

- Does not include interception return yardage. ^ - Does not include punt return yardage. CR - Conference ranking. NR - National ranking.

Defense Year-By-Year



SEVEN STRAIGHT BOWL GAME APPEARANCES ► 21 CONFERENCE CHAMPIONSHIPS

Season	Conf.						Rushing-----						NR	CR	Passing-----								NR	CR
	G	W-L-T	Pct.	W-L-T	Pct.	Place	No.	Yds.	TDs	YPG	YPC	Att.			Com.	Int.	TDs	Yards	Rating	YPG				
1949	9	6-3	.667	3-1	.750	2nd		1,307			145.2					1,091			121.2					
1950	9	5-3-1	.611	3-0-1	.875	1st		1,539			171.0				199	89	11	11	1,057	96.5	117.4			
1951	11	10-0-1	.954	4-0	1.000	1st		1,497			149.7				220	65	32	7	899	45.2	89.9			
1952	9	4-5	.444	2-2	.500	3rd		2,049			227.7				208	94	17		1,309		145.4			
1953	9	5-3-1	.611	3-1-1	.700	2nd		1,052			116.9				151	47	15	4	657	56.6	72.7			
1954	9	5-4	.556	2-2	.500	2nd	364	1,354			150.4				160	64	24	5	789	61.7	88.0			
1955	10	2-8	.200	no conference standings				438	1,787			178.7				173	77	11	12	1,188	112.4	118.8		
1956	9	4-3-2	.556	2-1-1	.625	t-2nd	350	1,820			202.2				196	103	13	11	1,482	121.3	164.7			
1957	9	2-7	.222	0-1	.000	5th	423	2,181			242.3				139	69	13	11	1,075	122.0	119.4			
1958	8	3-5	.375	1-4	.200	4th	419	2,052			256.5				125	52	12		861		107.6			
1959	8	1-6-1	.187	0-5	.000	6th		2,001	23		250.1				159	85	8	7	1,161	119.3	145.1			
1960	8	1-6-1	.187	0-5	.000	6th		1,313			164.1				146	80	6		1,153		144.1			
1961	10	7-2-1	.750	2-2-1	.500	4th	385	1,573			157.3	4.1			195	94	18		1,082		108.2			
1962	10	8-2	.800	5-0	1.000	1st	374	1,403			140.3	3.8			175	75	23		950		95.0			
1963	9	7-2	.778	3-1	.750	t-1st	323	1,123	9		124.8	3.5			216	102	21	7	1,078	80.4	119.8			
1964	10	8-2	.800	4-1	.800	2nd	349	617	5		61.7	1.8			267	123	23	4	1,309	75.0	130.9			
1965	10	8-2	.800	3-2	.600	3rd	354	510	4		51.0	1.4			255	98	17	7	1,184	73.2	118.4			
1966	11	11-0	1.000	5-0	1.000	1st	356	747	7		74.7	2.1			278	137	14	7	1,462	91.7	146.2			
1967	11	10-1	.909	5-0	1.000	1st	409	880	4		80.0	2.2			326	136	14	15	1,655	91.0	165.5			
1968	10	9-0-1	.950	independent				398	1,001	9		100.1	2.5			321	146	26	11	1,828	88.4	182.8		
1969	11	11-0	1.000	6-0	1.000	1st	411	1,069	15		106.9	2.6			314	128	36	11	1,700	74.9	170.0			
1970	11	9-2	.818	5-1	.833	t-1st	512	1,201	10		109.2	2.3	1		230	85	12	6	1,062	73.9	96.5	1		
1971	11	8-4	.667	5-1	.833	t-4th	549	1,534	20		139.5	2.8	3		260	112	17	8	1,562	90.6	142.0	3		
1972	11	10-1	.909	4-0	1.000	1st	506	1,608	9		146.2	3.2	4		233	98	12	9	1,364	93.7	124.0	4		
1973	11	9-1-1	.863	3-0-1	.875	1st	551	1,820	10		165.5	3.3	4		332	136	31	6	1,660	70.3	150.9	4		
1974	11	8-2-1	.773	4-0	1.000	1st	527	1,807	11		164.3	3.4		2	277	106	18	10	1,512	83.0	137.5	3		
1975	11	8-3	.727	3-2	.600	1st	507	1,449	10		131.7	2.8	12	2	240	106	20	7	1,361	84.8	123.7	3		
1976	11	10-1	.909	independent				498	1,713	10		155.7	3.4			247	107	16	4	1,228	77.5	111.6		
1977	11	10-1	.909	independent				512	1,243	13		113.0	2.4			334	169	22	9	2,266	103.3	206.0		
1978	11	4-7	.363	2-4	.300	t-5th	530	2,191	20		199.2	4.1			225	106	11	10	1,444	105.9	131.3			
1979	11	8-3	.727	5-2	.714	t-6th	513	2,024	18		184.0	3.9			278	125	22	11	1,773	95.8	161.2			
1980	12	4-8	.333	4-4	.500	4th	626	2,357	21		196.4	3.8			277	144	15	16	1,944	119.2	162.0			
1981	11	6-5	.545	3-5	.375	6th	517	1,891	17		171.9	3.7			322	165	19	14	2,057	107.5	187.0			
1982	12	7-5-0	.583	4-3-0	.571	t-3rd	517	2,166	19		151.5	3.5			382	205	17	21	2,573	119.5	214.4			
1983	12	2-9-1	.208	1-6-1	.187	8th	639	3,323	30		250.8	4.7			315	175	15	14	2,554	128.8	212.8			
1984	12	4-7-1	.375	4-3-1	.562	t-4th	548	2,307	14		160.1	3.5			363	189	14	10	2,501	111.3	208.4			
1985	12	5-6-1	.458	3-4-1	.438	6th	517	2,423	23		167.3	3.9			408	254	9	15	2,859	128.8	238.3			
1986	12	8-4	.667	7-1	.875	1st	393	1,373	10		124.8	3.5		3	379	194	15	16	2,353	109.4	213.9	3		
1987	12	5-7	.417	4-4	.500	5th	508	2,219	36		184.9	4.4	70	7	344	205	16	18	2,994	140.7	249.5	100	8	
1988	11	3-8	.273	3-5	.375	t-6th	495	2,528	35		229.8	5.1	89	7	295	165	10	11	2,218	124.6	201.6	68	3	
1989	12	6-5-1	.542	4-3	.571	t-5th	454	2,171	27		180.9	4.8	69	4	412	211	19	20	3,143	122.1	261.9	101	7	
1990	11	6-5	.545	5-2	.714	3rd	399	1,681	27		152.8	4.2	46	7	375	195	9	22	3,139	136.9	285.3	92	7	
1991	13	8-4-1	.654	6-1-1	.813	2nd	453	1,790	22		149.2	4.0	39	1	436	216	11	26	3,643	134.4	303.5	90	6	
1992	12	5-5-1	.500	5-3	.625	4th	477	2,189	21		199.0	4.6	83	5	335	176	9	20	2,443	128.1	222.1	92	9	
1993	12	6-6	.500	4-4	.500	t-6th	480	2,222	24		185.2	4.6	72	5	381	186	11	26	2,915	129.8	242.9	74	3	
1994	11	4-7	.364	2-6	.250	8th	497	2,036	18		185.1	4.1	69	6	379	221	14	19	2,836	130.3	257.8	76	6	
1995	12	8-4	.667	5-3	.625	5th	451	1,898	13		158.2	4.2	54	3	479	285	26	17	3,606	123.6	300.5	63	5	
1996	11	8-3	.727	6-2	.750	*t-2nd	460	1,882	23		171.1	4.1	70	5	363	217	12	16	3,103	139.5	282.1	95	14	
1997	12	5-7	.417	4-4	.500	*t-4th	517	1,912	20		159.3	3.7	63	9	337	197	11	19	2,682	137.4	223.5	87	14	
1998	12	7-5	.583	7-1	.875	*t-1st	431	1,477	10		134.4	3.4	34	4	345	198	10	16	2,224	121.1	202.2	91	11	
1999	11	5-6	.455	3-4	.429	t-5th	425	1,188	2.8		108.0	2.8	19	2	313	180	12	15	2,161	123.7	196.5	67	3	
2000	11	3-8	.273	3-4	.429	t-5th	455	1,602	15		145.6	3.5	52	5	349	202	8	15	2,250	121.6	204.6	40	4	
2001	11	3-8	.273	2-5	.286	7th	444	1,546	18		140.6	3.5	50	3	309	170	13	15	2,178	121.8	198.0	33	3	
2002	13	4-9	.308	4-3	.571	t-3rd	568	2,226	19		171.2	3.9	83	6	435	243	14	31	3,121	133.2	240.1	91	7	
2003	12	6-6	.500	3-4	.429	t-4th	468	1,944	5		129.5	3.3	32	2	345	176	12	12	1,923	102.4	160.3	4	1	
2004	11	4-7	.364	2-5	.286	7th	451	1,526	13		138.7	3.4	44	2	383	207	14	17	2,501	116.2	227.4	75	7	
2005	12	5-7	.417	4-4	.500	t-4th	51																	

Defense Year-By-Year



SEVEN STRAIGHT BOWL GAME APPEARANCES ► 21 CONFERENCE CHAMPIONSHIPS

Season	Total Offense-----					Scoring-----				First Downs-----				Fumbles-----		Opponent		Miscellaneous-----		
	Plays	Yards	YPP	YPG	NR	CR	Points	PPG	NR	CR	Rush	Pass	Pen	Total	No-Lost	TOs	ToP	Pen-Yds	Return	Punts
1949		2,398		266.4			200	22.2						102						
1950		2,596		288.4			186	20.7			88	43	6	137	41-24	35		46-412		53-30.2
1951		2,396		239.6			120	12.0						127	27	59		538		31.9
1952		3,358		373.1			267	29.7						142	15	32		532		33.5
1953		1,706		189.6			142	15.8						86	15	30		418		36.7
1954	524	2,146	4.1	240.4			141	15.7						94	17	41		52-567		54-32.9
1955	611	2,975	4.9	297.5			231	23.1			93	44	11	148	45-18	29		69-594	811#^	44-36.4
1956	545	3,101	5.7	344.6			217	24.1			86	51	3	140	24-20	33		534	665#^	29-38.7
1957	562	3,256	5.8	361.8			243	27.0			106	41	6	153	35-22	35		56-567	1,090	37-30.0
1958	544	2,913	5.4	364.1			200	25.0			95	38	2	135	31-19	31		61-524	526#	26-36.3
1959		2,963		370.4			208	26.1			84	42	2	128	17-9	17		51-523	736#	25-34.7
1960		2,466		308.3			207	25.9						116						
1961	580	2,655	4.6	265.5			154	15.4			98	45	1	144	10-6	24		50-417	841	45-32.0
1962	549	2,353	4.3	235.3			135	13.5			68	44	5	117	21-12	35		37-334	1,491	41-36.2
1963	539	2,201	4.1	244.6			118	13.1			67	43	12	122	15-9	30		44-413	1136	42-36.4
1964	616	1,926	3.1	192.6			71	7.1			54	54	21	129	37-20	43		61-537	1,068	65-33.2
1965	609	1,694	2.8	169.4			87	8.7			47	54	20	121	28-21	38		51-447	1,225	77-34.5
1966	634	2,209	3.5	220.9			98	9.8			54	61	19	134	16-11	25		52-569	1,049	77-37.6
1967	735	2,535	3.4	253.5			129	12.9			62	76	26	164	28-17	31		59-630	1,373	76-35.2
1968	719	2,829	3.9	282.9			155	15.5			69	70	15	154	28-17	43		59-743	1,535	74-37.0
1969	725	2,769	3.8	276.9			187	18.7			67	57	23	147	22-12	48		50-486	1,648	71-36.0
1970	742	2,263	3.0	205.7		1	123	11.2			77	37	20	134	36-15	29		62-681	1,328	103-35.3
1971	809	3,096	3.8	281.5		2	230	20.9			101	58	23	182	38-19	36		64-659	1,235	67-34.1
1972	739	2,972	4.0	270.2		4	143	13.0			85	52	14	151	36-25	37		71-718	1,258#	84-35.3
1973	883	3,480	4.0	316.4		4	129	11.7			95	86	17	198	38-19	40		61-607	1,192#	59-37.1
1974	816	3,319	4.1	301.7		2	170	15.5			105	62	18	185	27-16	34		73-848	1,393#	75-34.3
1975	747	2,810	3.8	255.5		1	145	13.1			86	61	21	168	33-15	35		58-672	1,199#	73-35.8
1976	745	2,941	3.9	267.3			125	11.4			101	52	21	174	25-15	31		67-697	931#	75-36.0
1977	856	3,509	4.1	319.0			165	15.0			85	106	28	219	25-14	36		49-518	1,023#	60-35.0
1978	755	3,635	4.8	330.5			257	23.3			110	68	27	205	28-18	29		75-729	1,031	60-40.8
1979	791	3,797	4.8	345.2			276	25.1			95	78	27	200	43-21	43		78-756	1,694	60-38.7
1980	903	4,301	4.8	358.4			294	24.5			141	79	29	249	41-28	43		86-901	1,057	65-41.5
1981	839	3,948	4.7	358.9			227	20.6			111	88	15	214	27-14	33		79-785	1,241	65-37.7
1982	899	4,386	4.9	365.5			320	26.7			104	116	22	242	28-14	31		86-707	940	77-36.2
1983	954	5,563	5.8	463.6			347	28.9			159	117	13	289	29-17	32		84-751	731	53-41.8
1984	911	4,422	4.9	368.5			250	20.8			106	120	19	245	36-15	29		78-699	983	69-40.3
1985	925	4,867	5.3	405.6			317	26.4			117	133	21	271	25-12	21		93-798	1,293	67-40.4
1986	772	3,726	4.8	338.7		3	240	21.8		5	92	96	13	201	30-16	31		75-600	1,526	63-39.6
1987	852	5,213	6.1	434.4	95	7	428	35.7	98	8	113	137	19	269	25-14	30		85-802	1,731	53-38.6
1988	790	4,746	6.0	431.5	95	6	384	34.9	100	8	134	102	17	253	22-12	22		64-523	1,407	50-38.0
1989	866	5,314	6.1	442.8	96	7	378	31.5	90	6	104	133	20	257	22-9	28		76-665	1,870	58-39.0
1990	774	4,820	6.2	438.2	95	9	386	35.1	100	9	94	115	24	233	21-16	25		72-606	1,541	64-37.6
1991	889	5,433	6.1	452.8	103	8	361	30.1	86	5	107	124	25	256	26-12	23		93-757	1,169	69-37.7
1992	812	4,632	5.7	421.1	97	8	337	30.6	95	9	111	109	10	229	29-12	21		68-523	1,212	64-40.0
1993	878	5,137	5.9	428.1	94	7	392	32.7	99	8	106	116	14	236	21-9	20		103-964	1,694	68-38.2
1994	876	4,872	5.6	442.9	95	7	337	30.6	87	7	112	133	8	253	24-13	27		77-583	1,171	53-38.0
1995	947	5,504	5.8	458.7	95	8	283	23.6	56	3	99	168	17	284	26-11	37		104-872	1,738	59-36.8
1996	823	4,985	6.1	453.2	100	13	303	27.6	69	8	103	129	19	251	19-8	20	32:01	56-551	1,158	59-43.3
1997	854	4,594	5.4	382.8	72	13	333	27.8	74	11	107	98	34	243	25-12	23	31:19	70-609	1,578	62-40.5
1998	776	3,701	4.8	336.5	35	5	224	20.4	32	5	87	101	20	208	22-10	20	28:54	67-570	1,361	58-39.3
1999	738	3,349	4.5	304.5	16	1	226	20.5	30	3	67	94	17	178	18-8	20	29:14	78-631	1,174	65-39.6
2000	804	3,852	4.8	350.2	45	5	273	24.8	57	5	84	113	12	209	25-11	17	30:43	72-640	1,504	68-41.4
2001	753	3,724	4.9	338.6	34	3	290	26.4	66	5	87	89	16	192	21-6	19	28:57	70-604	1,405	61-40.8
2002	1,003	5,347	5.3	410.9	95	7	411	31.6	92	7	130	139	23	292	31-13	27	32:08	79-665	1,177	73-39.9
2003	813	3,477	4.3	289.8	8	1	207	17.3	13	1	77	87	27	191	23-16	28	29:47	73-700	1,511	76-41.6
2004	834	4,027	4.8	366.1	52	3	282	25.6	62	4	91	103	28	222	21-12	26	30:36	66-604	1,359	65-39.2
2005	921	4,872	5.3	406.0	83	6	325	27.1	71	4	129	118	16	263	19-10	28	31:04	80-722	1,587	61-39.9
2006	783	4,221	5.4	351.8	73	6	325	27.1	94	8	125	91	18	234	15-9	18	30:05	51-430	1,208	41-37.1
2007	944	5,978	6.3	498.2	115	9	413	34.4	103	9	168	145	9	322	15-6	22	32:45	69-610	1,742	49-40.4
2008	894	5,529	6.2	460.8	113	9	446	37.2	113	9	157	113	10	280	15-10	19	33:45	64-573	1,529	51-37.5
2009	851	4,584	5.4																	

- Does not include interception return yardage. ^ - Does not include punt return yardage. CR - Conference ranking. NR - National ranking.

Coaching History



SEVEN STRAIGHT BOWL GAME APPEARANCES ► 21 CONFERENCE CHAMPIONSHIPS

Coaching Ledger

18 head coaches listed chronologically

Coach	Alma Mater	Years	Seasons	Games	W	L	T	Pct.	PF	PA	APF	APA	CC	BG
C.E. Peterson	Oregon State	1921-29	9	78	43	31	4	.577	1,274	828	16.33	10.62	3	0
W.B. Herreid	Washington State	1930-34	5	46	20	21	5	.489	383	366	8.33	7.96	0	0
Leo Calland	Southern California '23	1935-41	7	60	34	22	4	.600	638	552	10.63	9.20	2	0
John Eubank	Washington State '33	1942	1	7	0	6	1	.071	50	211	7.14	30.14	0	0
Bob Breitbard	San Diego State '41	1945	1	7	2	5	0	.286	65	163	9.29	23.29	0	0
Bill Terry	Western Kentucky '32	1946	1	10	6	4	0	.600	152	105	15.20	10.50	0	0
Bill Schutte	Idaho '33	1947-55	9	88	48	36	4	.568	1,852	1,645	21.05	18.69	2	2
Paul Governali	Columbia '43	1956-60	5	42	11	27	4	.310	437	1,075	10.40	25.60	0	0
Don Coryell	Washington '50	1961-72	12	125	104	19	2	.840	3,998	1,630	31.98	13.04	7	3
Claude Gilbert	San José State '59	1973-80	8	89	61	26	2	.697	2,167	1,561	24.35	17.54	2	0
Doug Scovil	Pacific '52	1981-85	5	59	24	32	3	.432	1,415	1,466	23.98	24.85	0	0
Denny Stolz	Alma College '55	1986-88	3	35	16	19	0	.457	853	1,091	24.37	31.17	1	1
Al Luginbill	Cal Poly Pomona '67	1989-93	5	58	31	25	2	.534	1,977	1,824	34.09	31.45	0	1
Ted Tollner	Cal Poly SLO '62	1994-01	8	91	43	48	0	.473	2,266	2,371	24.90	26.05	1	1
Tom Craft	San Diego State '77	2002-05	4	48	19	29	0	.396	1,090	1,225	22.71	25.52	0	0
Chuck Long	Iowa '85	2006-08	3	36	9	27	0	.250	742	1,184	20.61	32.89	0	0
Brady Hoke	Ball State '82	2009-10	2	25	13	12	0	.520	735	653	29.40	26.12	0	1
Rocky Long	New Mexico '74	2011-Present	6	80	54	26	0	.675	2,469	1,825	30.86	22.81	3	6
PROGRAM TOTALS			94	985	538	415	32	.562					21	15

APF - Average Points For; APA - Average Points Against; CC - Conference Championships (outright or shared); BG - Bowl Games.

Most Victories

Coach (Seasons)	Wins
Don Coryell (1961-72)	104
Claude Gilbert (1973-80)	61
Rocky Long (2011-present)	54
Bill Schutte (1947-55)	48
Ted Tollner (1994-2001)	43
C.E. Peterson (1921-29)	43
Leo Calland (1935-41)	34
Al Luginbill (1989-93)	31
Doug Scovil (1981-85)	24
W.B. Herreid (1930-34)	20
Tom Craft (2002-05)	19
Denny Stolz (1986-88)	16
Brady Hoke (2009-10)	13
Paul Governali (1956-60)	11
Chuck Long (2006-08)	9
Bill Terry (1946)	6
Bob Breitbard (1945)	2
John Eubank (1942)	0

Highest Winning Percentage

Coach (Seasons)	Percentage
Don Coryell (1961-72)	.840
Claude Gilbert (1973-80)	.697
Rocky Long (2011-present)	.675
Leo Calland (1935-41)	.600
Bill Terry (1946)	.600
C.E. Peterson (1921-29)	.577
Bill Schutte (1947-55)	.568
Al Luginbill (1989-93)	.534
Brady Hoke (2009-10)	.520
W.B. Herreid (1930-34)	.489
Ted Tollner (1994-2001)	.473
Denny Stolz (1986-88)	.457
Doug Scovil (1981-85)	.432
Tom Craft (2002-05)	.396
Paul Governali (1956-60)	.310
Bob Breitbard (1945)	.286
Chuck Long (2006-08)	.250
John Eubank (1942)	.071

Most Games Coached

Coach (Seasons)	Games
Don Coryell (1961-72)	125
Ted Tollner (1994-2001)	91
Claude Gilbert (1973-80)	89
Bill Schutte (1947-55)	88
Rocky Long (2011-present)	80
C.E. Peterson (1921-29)	78
Leo Calland (1935-41)	60
Doug Scovil (1981-85)	59
Al Luginbill (1989-93)	58
Tom Craft (2002-05)	48
W.B. Herreid (1930-34)	46
Paul Governali (1956-60)	42
Chuck Long (2006-08)	36
Denny Stolz (1986-88)	35
Brady Hoke (2009-10)	25
Bill Terry (1946)	10
Bob Breitbard (1945)	7
John Eubank (1942)	7

Most Bowl Games Coached

Coach (Seasons)	Games
Rocky Long (2011-present)	6
Don Coryell (1961-72)	3
Bill Schutte (1947-55)	2
Brady Hoke (2009-10)	1
Ted Tollner (1994-2001)	1
Al Luginbill (1989-93)	1
Denny Stolz (1986-88)	1



C.E. Peterson

1921-29
Record: 43-31



W.B. Herreid

1930-34
Record: 20-21-5



Bill Terry

1946
Record: 6-4



Bill Schutte

1947-55
Record: 48-36-4



Paul Governali

1955-60
Record: 11-27-4




Don Coryell

1961-72
Record: 104-19-2



Claude Gilbert

1973-80
Record: 61-26-2



Doug Scovil

1981-85
Record: 24-32-3



Denny Stoltz

1986-88
Record: 16-19



Al Luginbill

1989-93
Record: 31-25-2



Ted Tollner

1994-2001
Record: 43-48-0



Tom Craft

2002-05
Record: 19-29



Chuck Long

2006-08
Record: 9-27



Brady Hoke

2009-10
Record: 13-12

All-Time Bowl Appearances

15 Appearances - 8 Wins, 7 Losses || Division I Era: 11 Appearances - 5 Wins, 6 Losses

Season	Bowl	Date	Opponent	Result	SDSU MVP*
1947	Harbor Bowl	1/1/48	Hardin-Simmons	L, 0-53	
1951	Pineapple Bowl	1/1/52	Hawai'i	W, 34-13	
1966	Camellia Bowl	12/10/66	Montana State	W, 28-7	
1967	Camellia Bowl	12/9/67	San Francisco State	W, 27-6	
1969	Pasadena Bowl	12/6/69	Boston Univ.	W, 28-7	
1986	Holiday Bowl	12/30/86	Iowa	L, 38-39	
1991	Freedom Bowl	12/30/91	Tulsa	L, 17-28	
1998	Las Vegas Bowl	12/19/98	North Carolina	L, 13-20	
2010	Poinsettia Bowl	12/23/10	Navy	W, 35-14	Hillman (o)/Preston (d)
2011	New Orleans Bowl	12/17/11	Louisiana	L, 30-32	
2012	Poinsettia Bowl	12/20/12	Brigham Young	L, 6-23	
2013	Famous Idaho Potato Bowl	12/21/13	Buffalo	W, 49-24	Adam Muema
2014	Poinsettia Bowl	12/23/14	Navy	L, 16-17	
2015	Hawai'i Bowl	12/24/15	Cincinnati	W, 42-7	Dakota Gordon
2016	Las Vegas Bowl	12/17/16	Houston	W, 34-10	Donnel Pumphrey

* - As announced by the bowl game (if applicable)

Team Records

Points - 49 vs. Buffalo, 2013 Famous Idaho Potato Bowl

First Downs - 29 vs. Louisiana, 2011 New Orleans Bowl

Rushing Attempts - 55 vs. San Francisco State, 1967 Camellia Bowl

Rushing Yards - 279 vs. Navy, 2010 Poinsettia Bowl

Pass Attempts - 49 vs. Louisiana, 2011 New Orleans Bowl

Pass Completions - 28 vs. Louisiana, 2011 New Orleans Bowl

Total Offense - 555 vs. Navy, 2010 Poinsettia Bowl

Penalty Yards - 166 (21 penalties) vs. San Francisco State., 1967 Camellia Bowl

3rd Down Conversion Pct. - .700 (7-for-10) vs. Navy, 2010 Poinsettia Bowl

Quarterback Sacks By - 5 vs. Iowa, 1986 Holiday Bowl

Individual Records

Rushing Yards - 229 by Adam Muema (28 carries) vs. Buffalo, 2013 Famous Idaho Potato Bowl

Passing Yards - 413 by Ryan Lindley vs. La.-Lafayette, 2011 New Orleans Bowl

Made Field Goals - 3 by Donny Hageman vs. Navy, 2014 Poinsettia Bowl

Tackles - 12 by Damon Pieri vs. Tulsa, 1991 Freedom Bowl

1948 Harbor Bowl

HARDIN-SIMMONS 53, SAN DIEGO STATE 0

Jan. 1, 1948 ► Balboa Stadium ► Att: 12,000

SAN DIEGO -- Hardin-Simmons blanked San Diego State, 53-0, before 12,000 in the 1948 Harbor Bowl at Balboa Stadium.

The loss snapped the Aztecs' five-game unbeaten streak, as the Cowboys controlled the ball for the majority of the game, outgaining SDSU, 470-66, on the ground.

San Diego State still finished its bowl season with a 7-3-1 record and the Aztecs' seven wins tied the 1937 and 1924 teams for most in school history.

Score by Quarter	1	2	3	4	F
Hardin-Simmons	14	13	14	12	53
San Diego State	0	0	0	0	0

Team Statistics	SDSU	HS
First Downs	11	11
Rushing (Net Yds)	66	470
Passing (Comp.-Att.-Int-Yds)	5-20-1-60	3-5-0-75
Total Net Yardage	126	545

1952 Pineapple Bowl

SAN DIEGO STATE 34, HAWAII 13

Jan. 1, 1952 ► Honolulu Stadium ► Att: N/A

HONOLULU -- Despite the heat and humidity that slowed down a potent San Diego State offense in the first half of the 1952 Pineapple Bowl, the Aztecs pulled away in the second half to take a 34-13 victory over Hawai'i.

After a 14-6 SDSU lead at the half, the Aztecs took advantage of cooler temperatures in the second half with three quick touchdowns by Art Preston, Preston Robinson and Don Jurk.

It would be all the offense they would need as the SDSU defense stopped UH's running back Jimmy Asato and their dangerous single-wing attack.

Most of the Aztecs suffered from a bout of food poisoning following the game, but recovered in time for the flight back to the mainland.

1966 Camellia Bowl

SAN DIEGO STATE 28, MONTANA STATE 7

Dec. 10, 1966 ► Hughes Stadium ► Att: 15,740


SACRAMENTO, Calif. -- Don Horn completed 23-of-38 passes for 343 yards and four touchdowns to lead San Diego State to a 28-7 win over Montana State in the 1966 Camellia Bowl.

Horn had touchdown passes of 22, 50, 32 and 12 yards.

Tom Nettles led the Aztecs with eight catches for 95 yards and a TD. Craig Scoggins had five receptions for 99 yards and Haven Moses caught five passes for 56 yards and two scores. Robert Jones had the other TD for SDSU on a 50-yard reception.

Score by Quarter	1	2	3	4	F
San Diego State	14	7	7	0	28
Montana State	0	0	0	7	7

Team Statistics	SDSU	MSU
First Downs	21	12
Rushing (Att-Net Yds)	28-112	41-115
Passing (Comp.-Att.-Int-Yds)	23-40-1-343	13-19-0-117
Total Offensive Plays	68	60
Total Net Yardage	455	232



1967 Camellia Bowl

SDSU 27, SAN FRANCISCO STATE 6

Dec. 9, 1967 ► Hughes Stadium ► Att: 15,740

SACRAMENTO, Calif. -- The San Diego State defense limited San Francisco State to minus 11 rushing yards and forced eight Gator turnovers en route to a 27-6 victory over San Francisco State at the Camellia Bowl.


Jim Crossley's interception return for a touchdown was the only score of the first half as the Aztecs went into intermission with a 7-0 lead. The interception was one of six SDSU had in the game.

Tom Nettles made it a 14-0 lead for the Aztecs just 2:17 into the second half when he caught a 32-yard TD pass from Joseph Turpen. Two TD runs of one and two yards by Ted Washington gave SDSU all the points it would need down the stretch.

Washington led a balanced Aztec ground game with 94 yards on 23 carries, while Turpen contributed 74 yards on 10 carries and Daniel Laskowski added 61 rushing yards. Turpen also completed 10-of-16 passes for 118 yards and the 32-yard touchdown score to Nettles.

Score by Quarter	1	2	3	4	F
San Diego State	0	7	14	6	27
San Francisco State	0	0	0	6	6

Team Statistics	SDSU	SFSU
First Downs	18	22
Rushing (Att-Net Yds)	55-249	22-(-11)
Passing (Comp.-Att.-Int-Yds)	11-22-1-122	28-60-6-267
Total Offensive Plays	77	82
Total Net Yardage	371	256



1969 Pasadena Bowl

SAN DIEGO STATE 28, BOSTON UNIV. 7

Dec. 6, 1969 ► Rose Bowl ► Att: 41,276

PASADENA, Calif. -- San Diego State spotted Boston University an early touchdown before scoring the final 28 points to earn a 28-7 triumph over the Terriers at the Rose Bowl in Pasadena. It was the third bowl win for the Aztecs in four years.

John Featherstone had touchdown catches of 34 and 57 yards for the SDSU offense, which outgained Boston, 485-167, including a 294-57 advantage through the air.

Dennis Shaw completed 16-of-29 passes for 219 yards and one score, and rushed for another 59 yards on eight carries. Del Pifer led the Aztecs with 60 yards rushing, while Galen Pavelko had two interceptions on defense.

Score by Quarter	1	2	3	4	F
San Diego State	0	14	7	7	28
Boston University	7	0	0	0	7



Bowl History

SEVEN STRAIGHT BOWL GAME APPEARANCES ► 21 CONFERENCE CHAMPIONSHIPS



Team Statistics	SDSU	BU
First Downs	24	12
Rushing (Att-Net Yds)	50-191	46-110
Passing (Comp.-Att.-Int-Yds)	28-32-3-294	7-17-3-57
Total Offensive Plays	82	63
Total Net Yardage	485	167

■ 1986 Holiday Bowl

IOWA 39, SAN DIEGO STATE 38

Dec. 30, 1986 ► Jack Murphy Stadium ► Att: 59,478

SAN DIEGO -- Rob Houghtlin hit a field goal as time expired to lift Iowa to a 39-38 victory over San Diego State in the Holiday Bowl before the largest crowd (59,478) ever to watch an Aztec football game at that time.


Rick Bayless led the Hawkeyes, who were down 28-13 with 7:52 left in the third quarter, with 110 yards and one touchdown on 19 carries.

After two Iowa touchdowns in the fourth quarter, SDSU's Kevin Rahill nailed a 21-yard field goal to give the Aztecs a 38-36 lead with only 47 seconds remaining. However, the Hawkeyes marched down to the Aztec 24-yard-line and Houghtlin made the game-winning kick for Iowa.

Todd Santos completed 21-of-33 passes for 298 yards and three touchdowns to lead the SDSU offense. Corey Gilmore caught nine passes for 70 yards and ran for 35 more, including a 1-yard touchdown run in the third quarter.

Score by Quarter	1	2	3	4	F
Iowa	7	6	8	18	39
San Diego State	6	15	7	10	38

Team Statistics	SDSU	UI
First Downs	17	21
Rushing (Att-Net Yds)	36-117	41-141
Passing (Comp.-Att.-Int-Yds)	21-33-2-298	15-29-1-222
Total Offensive Plays	69	70
Total Net Yardage	415	363



■ 1991 Freedom Bowl

TULSA 28, SAN DIEGO STATE 17

Dec. 30, 1991 ► Anaheim Stadium ► Att: 34,217

ANAHEIM, Calif. -- Ron Jackson rushed for 211 yards and a Freedom Bowl-record four touchdowns on 46 carries to lead Tulsa to a 28-17 victory over San Diego State at Anaheim Stadium.


Freshman All-American Marshall Faulk rushed for 157 yards on 30 carries, including a 2-yard touchdown run with 5:23 remaining in the first quarter to give the Aztecs an early 7-0 lead.

After two Tulsa scores, SDSU QB David Lowery capped a 10-play, 65-yard drive with a 4-yard touchdown run to tie the game at 14 at the half.

The Hurricane defense limited the Aztecs to just 83 total yards and a 26-yard field goal by Andy Trakas in the second half, before Jackson's 4-yard TD run with 3:59 remaining sealed the victory for Tulsa.

Score by Quarter	1	2	3	4	F
Tulsa	7	7	7	7	28
San Diego State	7	7	0	3	17

Team Statistics	SDSU	UT
First Downs	21	23
Rushing (Att-Net Yds)	38-189	58-256
Passing (Comp.-Att.-Int-Yds)	19-37-0-164	9-17-0-122
Total Offensive Plays	75	75
Total Net Yardage	353	378



■ 1998 Las Vegas Bowl

NORTH CAROLINA 20, SAN DIEGO STATE 13

Dec. 19, 1998 ► Sam Boyd Stadium ► Att: 21,429

LAS VEGAS -- Freshman quarterback Ronald Curry ran for a 48-yard touchdown in the first quarter and linebacker Keith Newman intercepted a Brian Russell pass at the goal line in the final minute as North Carolina held on for a 20-13 victory over San Diego State in the Las Vegas Bowl.

After a 60-yard TD run by SDSU's Lonny Mitchell, UNC rattled off 20 straight points before Nate Tanberg's 32-yard field goal with 2:16



left in the first half brought the Aztecs to within 20-10.

With 9:49 to play in the game, SDSU took control on their own 6-yard line and began a march that covered 75 yards in 13 plays, culminating with a 38-yard field goal by Tanberg with 3:51 left.

The Aztecs got the ball back when Joe Tuipala recovered a fumble on the UNC 23. Two plays later, Russell hooked up with Damon Gourdine on a 13-yard gain to the 10. After an incompleteness in the left corner of the end zone, SDSU saw its hopes end moments later when Russell's pass over the middle was tipped by Brandon Spoon and picked off by Newman.

With the wind blowing at nearly 50 miles per hour, the Aztecs limited the Tar Heels to 33 yards passing for the game and held a 20-8 advantage in first downs, while controlling the time of possession, 33:47-26:13.

Score by Quarter	1	2	3	4	F
North Carolina	12	8	0	0	20
San Diego State	7	3	0	3	13

Team Statistics	SDSU	UNC
First Downs	20	8
Rushing (Att-Net Yds)	49-193	37-163
Passing (Comp.-Att.-Int-Yds)	11-23-1-102	4-13-0-33
Total Offensive Plays	72	50
Total Net Yardage	295	196

■ 2010 Poinsettia Bowl

SAN DIEGO STATE 35, NAVY 14

Dec. 23, 2010 ► Qualcomm Stadium ► Att: 48,049

SAN DIEGO -- Ronnie Hillman scored four touchdowns and tied his career best with 228 yards rushing on 28 carries to lead San Diego State to its first bowl victory since 1969, a 35-14 win over Navy at Qualcomm Stadium.

Hillman, the Mountain West Conference Freshman of the Year, scored on runs of 22, 37 and 2 yards, and pulled in a 15-yard scoring pass from Ryan Lindley.

Hillman broke the previous Poinsettia Bowl record of 129 yards rushing by Navy's Adam Ballard in 2005. The Aztecs outrushed Navy 279-235.

SDSU took a 14-0 lead in the first quarter on Hillman's 22-yard TD run and Lindley's 53-yard TD pass to Vincent Brown. Navy pulled to 14-7 on Ricky Dobbs' 30-yard scoring pass to Greg Jones early in the second quarter. Hillman put the Aztecs up by two touchdowns again as he ran untouched 37 yards up the middle with 3:15 before halftime. Navy closed within one score on Dobbs' 1-yard keeper seven seconds before halftime.

Lindley then hit a wide-open Hillman in the right corner of the end zone for a 28-14 lead on the first play of the fourth quarter. Hillman scored on a 2-yard run midway through the period for the final score of the game.

Lindley completed 18 of 23 passes for 276 yards. Wide receiver Vincent Brown had eight catches for 165 yards, also a Poinsettia Bowl record.

Score by Quarter	1	2	3	4	F
Navy	0	14	0	0	14
San Diego State	14	7	0	14	35

Team Statistics	SDSU	NAVY
First Downs	27	22
Rushing (Att-Net Yds)	41-279	51-235
Passing (Comp.-Att.-Int-Yds)	18-23-0-276	8-15-1-147
Total Offensive Plays	64	66
Total Net Yardage	555	382



■ 2011 New Orleans Bowl


LOUISIANA 32, SAN DIEGO STATE 30

Dec. 17, 2011 ► M.-B. Superdome ► Att: 42,841

NEW ORLEANS -- Making back-to-back bowl game appearances for the first time in its 43-year Division I history, San Diego State dropped a heartbreaking 32-30 decision to Louisiana at the R+L Carriers New Orleans Bowl.

The Aztecs rallied from a 16-point third-quarter deficit to take the lead at 30-29 with just 35 seconds remaining in the game. That was enough time, however, for the Ragin' Cajuns' offense which completed two quick pass plays for a combined 39 yards to get into Aztec territory. Louisiana would move up 10 more yards, including five on a controversial penalty, to set up Brett Baer's game-winning 50-yard field goal as time expired.

San Diego State trailed nearly the entire game, opening scoring in the first quarter with a 27-yard field goal, but then allowing 19 unanswered points, including seven following an 87-yard punt return. Trailing 19-3, the Aztecs got back-to-back touchdowns on identical 16-yard pass plays from quarterback Ryan



Bowl History



SEVEN STRAIGHT BOWL GAME APPEARANCES ► 21 CONFERENCE CHAMPIONSHIPS

Lindley to wideout Colin Lockett to close the gap to just a pair heading into the final 15 minutes.

The two sides combined for 26 points in the fourth quarter with SDSU getting into the end zone twice and Louisiana notching a touchdown and two field goals, including the game winner.

Score by Quarter	1	2	3	4	F
San Diego State	3	0	14	13	30
Louisiana-Lafayette	6	7	6	13	32

Team Statistics	ULL	SDSU
First Downs	25	29
Rushing (Att-Net Yds)	30-76	31-68
Passing (Comp.-Att.-Int-Yds)	25-44-1-492	28-49-0-413
Total Offensive Plays	74	80
Total Net Yardage	568	481

■ 2012 Poinsettia Bowl

BRIGHAM YOUNG 23, SAN DIEGO STATE 6
Dec. 20, 2012 ► Qualcomm Stadium ► Att: 35,442

SAN DIEGO -- Four San Diego State turnovers in the fourth quarter doomed the Aztecs in a 23-6 loss to Brigham Young at the Poinsettia Bowl.

Playing in their school-record third straight bowl game, three of the four turnovers in the quarter led to 20 of the Cougars' 23 points.

SDSU had taken a 6-0 lead with a pair of field goals by Chance Marden. BYU, however, completed a 12-play, 74-yard drive with a 23-yard field goal by Justin Sorensen as the first half expired to halve San Diego State's lead.

After a scoreless third quarter, Kyle Van Noy sacked Aztec quarterback Adam Dingwell and recovered the ball in the end zone to give Brigham Young its first lead of the game at 10-6 with 12:32 remaining.

Dingwell fumbled the snap on SDSU's next play from scrimmage and Jamaal Williams answered with a 14-yard touchdown run on the Cougars' first play.

With 6:09 left, Van Noy intercepted Dingwell's pass on the San Diego State 17 and got into the end zone for BYU's final points of the game.

Aztec running back Adam Muema led all players with 103 rushing yards on 26 carries.

Score by Quarter	1	2	3	4	F
Brigham Young	0	3	0	20	23
San Diego State	3	3	0	0	6

Team Statistics	SDSU	BYU
First Downs	13	17
Rushing (Att-Net Yds)	39-119	30-52
Passing (Comp.-Att.-Int-Yds)	12-29-3-144	23-44-3-244
Total Offensive Plays	68	74
Total Net Yardage	263	296

■ 2013 Famous Idaho Potato Bowl

SAN DIEGO STATE 49, BUFFALO 24
Dec. 21, 2013 ► Bronco Stadium ► Att: 21,951

BOISE, Idaho -- Adam Muema rushed for 229 yards and three touchdowns en route to earning the game's most valuable player award and helping San Diego State defeat Buffalo, 49-24, in the 2013 Famous Idaho Potato Bowl. It was SDSU's first bowl win outside of its own stadium since the 1969 Pasadena Bowl.

The Aztecs, who never trailed in the contest, capitalized on three crucial Bulls turnovers, scoring 28 unanswered points during the second and third quarters to put the game out of reach.

SDSU rode the legs of quarterback Quinn Kaehler on its initial scoring drive as he tip-toed 29 yards down the right sideline on a bootleg to provide the Scarlet and Black a 7-0 advantage with 21 seconds left in the opening quarter.

After forcing a turnover, Muema tallied the first of his three scores on a 3-yard sweep to increase the SDSU lead to 14-0.



The Bulls, who were held without a first down until the 10:42 mark of the second period, managed to narrow the gap to 14-10 on a 10-yard toss from Licata to Brandon Oliver and a 38-yard field goal by Patrick Clarke.

However, the Aztecs quickly countered with a 5 play, 67-yard march, capped by Muema's 8-yard TD scamper around left end, while Kaehler hit Dylan Denso with a 25-yard scoring strike on the first play following Marcus Andrews' interception return from midfield, giving SDSU a 28-10 bulge at intermission.

Denso also made a key contribution on special teams, recovering a Buffalo fumble on the opening kickoff of the second half to put the Aztecs in business at the Bulls 26. Moments later, Kaehler connected with Adam Roberts from 11 yards out on a post pattern for his second TD pass of the day.

After forcing a three-and-out, Chad Young's 1-yard touchdown plunge increased the Aztec lead to 42-10 with 8:18 left in the third quarter.

Buffalo ended its offensive drought early in the fourth quarter, driving 73 yards in seven plays, culminating in a 23-yard touchdown reception by Alex Neutz. However, the score proved too little too late as Muema wrapped up his



dazzling afternoon with a 30-yard burst into the end zone with 6:40 left in the contest

Kaehler completed 15 of 28 passes for 211 yards with two touchdowns, while wide receiver Ezell Ruffin hauled in five catches, including a 39-yarder on SDSU's third scoring drive.

Score by Quarter	1	2	3	4	F
Buffalo	0	10	0	14	24
San Diego State	7	21	14	7	49

Team Statistics	SDSU	UB
First Downs	22	20
Rushing (Att-Net Yds)	43-249	26-113
Passing (Comp.-Att.-Int-Yds)	15-29-0-211	13-31-1-196
Total Offensive Plays	72	74
Total Net Yardage	460	309

■ 2014 Poinsettia Bowl

NAVY 17, SAN DIEGO STATE 16
Dec. 23, 2014 ► Qualcomm Stadium ► Att: 33,077

SAN DIEGO -- Donny Hageman missed a 34-yard field goal with 20 seconds left as Navy held on for a narrow 17-16 triumph over San Diego State in the 2014 Poinsettia Bowl.

After the Midshipmen scored the go-ahead points on a 30-yard field goal by Austin Grebe with 1:27 remaining, the Aztecs mounted one last charge, marching 63 yards to the Navy 17. Quinn Kaehler completed 4 of 6 passes on the drive, connecting with Eric Judge on a 32-yard gain followed by a 16-yarder to Donnel Pumphrey to put SDSU in striking position. However, Hageman's game-winning attempt was wide right, snapping the Aztecs' eight-game home victory streak.

Pumphrey ran for 112 yards and one touchdown to establish an SDSU single-season rushing record with 1,867 yards, eclipsing George Jones' standard of 1,852 yards set in 1995.

Navy drew first blood on a 1-yard plunge by quarterback Keenan Reynolds before the Aztecs reeled off 13 straight points on a 5-yard burst by Pumphrey and Hageman field goals of 43 and 37 yards.

The Midshipmen scored on their first possession of the second half, driving 92 yards on 13 plays, capped by Reynolds' second touchdown of the evening.

After forcing a punt, Navy got the ball back. But on 3rd and 10, Devante Davis recovered a fumble by Midshipmen slot back DeBrandon Sanders, putting SDSU in business at the Navy 18. Four plays later, Hageman split the uprights from 30 yards out, giving the Aztecs a 16-14 advantage.

SDSU had a chance to extend its lead in the fourth quarter after reaching the Navy 12. However, Kaehler's fourth-down pass to Mikah Holder fell incomplete.

Kaehler completed just 11 of 27 passes for 141 yards with two interceptions, including one on the Aztecs' opening drive, which led to Navy's first touchdown.

Score by Quarter	1	2	3	4	F
Navy	7	0	7	3	17
San Diego State	10	3	3	0	16

Team Statistics	SDSU	NAVY
First Downs	18	14
Rushing (Att-Net Yds)	33-186	58-254
Passing (Comp.-Att.-Int-Yds)	11-27-2-141	3-7-0-17
Total Offensive Plays	60	65
Total Net Yardage	327	271

■ 2015 Hawai'i Bowl

SAN DIEGO STATE 42, CINCINNATI 7
Dec. 24, 2015 ► Aloha Stadium ► Att: 22,793


HONOLULU -- Fueled by a strong running game, timely special teams play and a dominating defense, San Diego State routed Cincinnati, 42-7, in the 2015 Hawai'i Bowl. The Aztecs (11-3) tied a program record with their 10th straight victory and finished the year with their first 11-win season since 1969.

SDSU wasted no time in establishing control as Rashaad Penny returned the opening kickoff 100 yards for a touchdown. It was the third score on a kickoff return this season for the Mountain West Special Teams Player of the Year, who also broke the Hawai'i Bowl record for longest return.

Fullback Dakota Gordon collected the game's Most Valuable Player award after scoring two touchdowns, including a 16-yard reception on an option pass from Donnel Pumphrey in the second quarter, which gave the Aztecs an insurmountable 21-0 lead by halftime.

Pumphrey, the Mountain West Offensive Player of the Year, carried the ball 25 times for 99 yards and one touchdown, while teammate Chase Price added 68 yards on 13 attempts. With their totals, Pumphrey (1,658 yards) and Price (1,008 yards) became the first pair of running backs in Aztec history to rush for over 1,000 yards in the same season.

The Bearcats entered the game ranked first nationally in passing yards (373.1) and total offense (559.4),



Bowl History

SEVEN STRAIGHT BOWL GAME APPEARANCES ► 21 CONFERENCE CHAMPIONSHIPS



but were limited to 279 yards on the day by a stifling SDSU defense which registered four sacks and three interceptions, including a 43-yard return for a touchdown by defensive lineman Alex Barrett in the fourth quarter.

Making just his second collegiate start, Aztec quarterback Christian Chapman completed 8 of 11 passes for 113 yards, highlighted by a 14-yard scoring strike to Mikah Holder in the first quarter.

In addition, to Barrett's pick, defensive backs Malik Smith and Damontae Kazee thwarted two Cincinnati drives with interceptions in the first half, while lineman Kyle Kelley led the SDSU pass rush with a career-high 3.5 sacks.

Score by Quarter	1	2	3	4	F
San Diego State	14	7	7	14	42
Cincinnati	0	0	0	7	7

Team Statistics	SDSU	CIN
First Downs	22	15
Rushing (Att-Net Yds)	52-207	32-77
Passing (Comp.-Att.-Int-Yds)	9-12-0-129	19-31-3-202
Total Offensive Plays	64	63
Total Net Yardage	336	279

■ 2016 Las Vegas Bowl

SAN DIEGO STATE 34, HOUSTON 10

Dec. 17, 2016 ► Sam Boyd Stadium ► Att: 29286

LAS VEGAS -- Donnel Pumphrey broke the NCAA career rushing record in 2016 in his college finale, running for 115 yards and a touchdown in San Diego State's 34-10 victory over Houston in the Las Vegas Bowl.

Pumphrey passed former Wisconsin star Ron Dayne's mark of 6,397 yards on a 15-yard run early in the fourth quarter, with teammates swarming him on the sideline, and wrapping up his sensational career in his Nevada hometown with 6,405 yards.

Pumphrey's senior total of 2,133 yards rushing ranks in the top 10 for an FBS player.

Ron Smith returned an interception 54 yards for a touchdown, Curtis Anderson caught a 28-yard touchdown pass from Christian Chapman, Juwan Washington ran for a touchdown, and John Baron kicked two field goals for the Aztecs (11-3). They overcame a 10-0 first-quarter deficit against the Cougars (9-4) for their second consecutive bowl win.

Neither the victory nor Pumphrey's record-setting performance seemed likely after Houston's defense absolutely smothered the Aztecs in the first quarter. Led by freshman Ed Oliver, Houston had seven tackles for loss on San Diego State's first 16 plays. Pumphrey had minus-1 yard rushing on seven carries in the first quarter and the Aztecs didn't have a first down until the first play of the second quarter - on a penalty for running into the kicker.

But Pumphrey started to gash Houston on the perimeter, giving San Diego State the lead for good on a 32-yard touchdown run late in the third quarter, and the defense intercepted four of Houston quarterback Greg Ward Jr.'s passes in the second half.

Ward threw for 229 yards and had a 2-yard touchdown run, tying Bryce Beall's school record of 39 rushing touchdowns.

Score by Quarter	1	2	3	4	F
San Diego State	0	6	14	14	34
Houston	10	0	0	0	10

Team Statistics	SDSU	HOU
First Downs	13	16
Rushing (Att-Net Yds)	37-127	41-25
Passing (Comp.-Att.-Int-Yds)	10-14-0-128	25-34-4-229
Total Offensive Plays	51	75
Total Net Yardage	255	254



Head Coach Rocky Long lifts the 2016 Las Vegas Bowl trophy, celebrating back-to-back bowl game wins for the Aztecs.

■ 2017-18 Mountain West Bowl Lineup



GILDAN NEW MEXICO BOWL

Conference USA vs. Mountain West
Saturday, Dec. 16, 2017
Albuquerque, N.M.



LAS VEGAS BOWL

Pac-12 vs. Mountain West
Saturday, Dec. 16, 2017
Las Vegas, Nev.



FAMOUS IDAHO POTATO BOWL

Mid American vs. Mountain West
Friday, Dec. 22, 2017
Boise, Idaho



HAWAI'I BOWL

American Athletic vs. Mountain West
Sunday, Dec. 24, 2017
Honolulu, Hawaii



NOVA HOME LOANS ARIZONA BOWL

Sun Belt vs. Mountain West
Saturday, Dec. 30, 2017
Tucson, Ariz.

■ 2017 Traditional New Year's Bowl Lineup



GOODYEAR COTTON BOWL

Friday, Dec. 29, 2017
Arlington, Texas



CAPITAL ONE ORANGE BOWL

Saturday, Dec. 30, 2017
Miami Gardens, Fla.



FIESTA BOWL

Saturday, Dec. 30, 2017
Glendale, Ariz.



CHICK-FIL-A PEACH BOWL

Monday, Jan. 1, 2018
Atlanta, Ga.

■ 2017-18 CFP Championship Schedule



ALLSTATE SUGAR BOWL

Playoff Semifinal Game
Monday, Jan. 1, 2018
New Orleans, La.



ROSE BOWL

Playoff Semifinal Game
Monday, Jan. 1, 2018
Pasadena, Calif.



CFP NATIONAL CHAMPIONSHIP

Playoff Semifinal Winners
Monday, Jan. 9, 2018
Atlanta, Ga.

First-Team All-Americans

SEVEN STRAIGHT BOWL GAME APPEARANCES ► 21 CONFERENCE CHAMPIONSHIPS



HENRY ALLISON All-American - 1970

Played two seasons at San Diego State after transferring from College of Sequoias where he also lettered twice ... He anchored the offensive line that set the record for points in a season (44.9 per game) ... Received first-team All-America honors in 1970, his last year at SDSU ... Was drafted in the fifth round by Philadelphia and finished his five-year NFL career with St. Louis and Denver ... SDSU Hall of Fame member.



WILLIE BUCHANAN All-American - 1971

A two-year letterwinner at San Diego State (1970 and 1971) and a team captain his senior season ... Earned most valuable player honors in the 1971 East-West Shrine All-Star Game ... He also played in the Coaches All-America Game and College All-Star Game ... Had five interceptions as a senior, the most on the team and the fifth-highest total in the Pacific Coast Athletic Association ... Also punted 39 times for a 36.5 yard average, the fifth-best mark in the PCAA ... Selected as a cornerback on *The Sporting News* all-time college team ... First-round draft choice by the Green Bay Packers in 1972 ... Named NFL Defensive Rookie of the Year in 1972 ... Charter member of the Aztec Hall of Fame (1988) ... Also inducted into the Packers Hall of Fame (1993) and San Diego Hall of Champions (1994) and has had his No. 28 jersey retired by San Diego State.



JOHN BUTLER Little All-American - 1935

The first Aztec football player to receive national recognition ... A three-year letterwinner (1933, '34, '35), Butler earned All-America accolades in 1935 ... Played both ways, as a pulling guard on offense and a linebacker on defense ... Voted to the all-conference team all three seasons ... Served as the mayor of San Diego from 1951 to 1955 ... Member of the Aztec Hall of Fame.



FRED DRYER Little All-American - 1968

A two-year letterwinner and starter at San Diego State (1967, 1968) who helped guide the Aztecs to a 19-1-1 record during his tenure ... Played 13 seasons in the National Football League for the New York Giants and the Los Angeles Rams ... A two-time Pro Bowl selection, Dryer anchored a defensive line that led the Rams to an appearance in Super Bowl XIV ... Following his football career, he had a successful acting career, starring in the long-running television series "Hunter" and later starting his own production company ... Inducted into the Aztec Hall of Fame in 1988 and the College Football Hall of Fame in 1997.



JOHN DUICH Little All-American - 1938

Played three seasons (1936, '37, '38) ... Was captain and most valuable player on the 1938 team ... Played professional football for the Los Angeles Bulldogs ... His son, Steve, was also an All-American at SDSU ... Was an Aztec Hall of Fame inductee in 2007.



STEVE DUICH Little All-American - 1967

A two-year letterwinner and starter (1966, '67) who helped guide the Aztecs to a 21-1 record during his stay ... Anchored the offensive line that averaged 29.2 points and 355.7 yards of offense in 10 games ... In his All-America season, the Aztecs averaged nearly four yards per rush with four players gaining more than 280 yards rushing ... Selected in the fifth round of the NFL Draft by the Green Bay Packers ... Son of Aztec All-American John Duich ... Was an Aztec Hall of Fame inductee in 2007.



LLOYD EDWARDS Little All-American - 1968

Lettered in 1967 and 1968 at San Diego State, helping the Aztecs to a 19-1-1 record in his two seasons ... Earned All-America honors as a senior in 1968 ... Second leading rusher on the '67 squad, with 442 yards on 71 carries for an impressive 6.2 yards per carry ... Followed that up with an 809-yard rushing campaign in 1968, carrying 178 times for a 4.5 rush average ... Also had seven rushing touchdowns in his All-America campaign ... He had three rushing touchdowns and was not stopped for a loss in any of his 71 carries ... Selected in the third round of the 1969 NFL Draft by Oakland.



MARSHALL FAULK All-American - 1991, '92, '93

Three-time All-American (1991, '92, '93), two-time unanimous consensus All-American (1992, '93) ... Led the nation in rushing as a freshman in 1991 with 1,429 yards and in 1992 as a sophomore with 1,630 yards ... Despite playing just three collegiate seasons, collected 4,557 yards rushing ... Fifth player in NCAA history and first since Cornell's Ed Marinaro in 1970-71 to record back-to-back rushing titles ... Other NCAA Division I-A career ranks include: first in points per game (12.1), seventh in rushing yards per game (148.0), 10th in all-purpose yards per game (180.5), and 13th in career rushing touchdowns (57) and career points (376) among non-kickers ... Finished in the top nine of the Heisman Trophy balloting in all three of his seasons, including second in 1992 and fourth in 1993 ... Career totals included 766 carries for 4,589 yards and 57 touchdowns ... Rushed for at least 100 yards in 23 of his 32 career outings ... Posted seven 200-yard games and two 300-yard games ... Rushed 201 times for 1,429 yards and 21 touchdowns in 1991 to become first freshman in NCAA history to lead nation in scoring (15.6 ppg) and rushing (158 ypg.) ... Set a career high and then-NCAA freshman record with 386 rushing yards and seven touchdowns on 37 carries vs. Pacific in his second collegiate game ... Recorded four NCAA freshman records and tied Emmitt Smith for earliest game for freshman to surpass 1,000 yards by doing so in his seventh ... Second overall pick by Indianapolis in 1994 NFL Draft ... A seven-time NFL Pro Bowl selection, he earned league most valuable player honors in 2000 ... Won the world championship with St. Louis in Super Bowl XXXIV on Jan. 30, 2000 ... NFL Hall of Fame inductee in 2011, College Hall of Fame inductee in 2017 and SDSU Hall of Fame in 1998.

Marshall Faulk - SDSU Totals						
Rushing						
	G	Att.	Yds.	Avg.	LG	TDs
1991	9	201	1,429	7.1	63	21
1992	10	265	1,630	6.2	68	15
1993	12	300	1,530	5.1	71	21
Totals	31	766	4,589	6.0	71	57

Receiving						
	G	Rec.	Yds.	Avg.	LG	TDs
1991	9	17	201	11.8	80	2
1992	10	18	128	7.1	17	0
1993	12	47	644	13.7	87	3
Totals	31	82	973	11.9	87	5



GARY GARRISON Little All-American - 1964

A two-year letterwinner for the Aztecs (1964, '65) ... Set San Diego State records with 26 career touchdown receptions and 1,272 receiving yards in 1964 ... Was the first Aztec player to participate in the East-West Shrine Game ... Taken in the first round of the 1965 futures draft by the San Diego Chargers ... A two-time Pro Bowl selection (1971, '73) ... Inducted into the Aztec Hall of Fame in 1988.

Gary Garrison - SDSU Totals						
Receiving						
	G	Rec.	Yds.	Avg.	LG	TDs
1964	10	78	1,272	16.3	52	15
1965	9	70	916	13.1	65	11
Totals	19	148	2,188	14.8	65	26



DON HORN Little All-American - 1966

A two-year player at SDSU, he produced a remarkable senior season ... Led the Aztecs to a perfect 10-0 mark by passing for 2,234 yards, completing 134-of-253 passes (53.0 percent) ... He also threw for 18 touchdowns and rushed for three more ... Led an offense that averaged 28.9 points and 426.6 yards per game ... One of eight Aztec players taken in the 1967 draft, he was selected in the first round by the Green Bay Packers.



MIKE MALANO All-American - 1999

A four-year letterwinner, Malano earned All-America honors as a senior by the *Football Writers Association* ... All-MW first-team choice as a senior ... Started every game at center, recording 30 knockdowns while not allowing a quarterback sack the entire season ... Helped an offense that generated 373.3 yards per game ... All-WAC first-team selection as a junior in 1998 ... Didn't allow a sack all season and registered 22 knockdowns ... Named Aztecs' Lineman of the Year ... Started the first seven games in 1997 at strong-side offensive guard before moving to center vs. Hawai'i and the remainder of the season ... Started every game at strong-side guard in 1996 ... Part of an offense that finished eighth in the nation in total and scoring offense ... Started all 46 games of his college career ... Selected in the seventh round by the Minnesota Vikings in the 2000 Draft.

First-Team All-Americans

SEVEN STRAIGHT BOWL GAME APPEARANCES ► 21 CONFERENCE CHAMPIONSHIPS



KIRK MORRISON

All-American - 2003

Capped off a standout junior season by being named a first-team All-American as well as the Mountain West Defensive Player of the Year ... Repeated as MWC Defensive Player of the Year as a senior ... In 2003, finished fourth in the MWC with 9.6 tackles per game and led the league with 1.33 tackles for loss per game ... Finished second in the conference with 17 tackles for loss on the season ... Led SDSU in tackles for loss, forced fumbles and recoveries ... Reached double figures in tackles six times, including 15 stops against BYU ... A three-time first-team all-Mountain West selection ... *College Football News* listed him as one of the top 40 players in the country ... Left SDSU as the school's second all-time leading tackler ... Drafted in 2005 by the Raiders.

Kirk Morrison - SDSU Totals

Defensive	G	UT	TT	TFL	Sack	FF	FR	PBU	Int.
2001	11	39	69	5	3	1	0	3	1
2002	13	60	97	9	3	2	5	3	3
2003	12	70	115	17	3.5	4	2	3	1
2004	11	72	115	9	0	1	3	2	1
Totals	47	241	396	40	9.5	8	10	11	6



HAVEN MOSES

All-American - 1967

Played for two seasons at San Diego State after attending Los Angeles Harbor Junior College ... Helped the Aztecs to a 9-1 mark in 1966 and 1967 ... In addition to earning All-America honors from *The Sporting News* and *Time Magazine* in 1967, he also earned Little All-Coast by the *AP* and *UPI* that same year ... Played in the 1967 East-West Shrine Game and also played in the 1968 College All-Star Game and Senior Bowl ... Pulled in 54 passes for 958 yards and seven touchdowns in his All-America senior campaign ... Caught 111 passes for 2,103 yards and 15 TDs in his two seasons on the Mesa ... Was a 1968 first-round draft pick of the Buffalo Bills ... Member of the 1974 Pro Bowl team.

Haven Moses - SDSU Totals


Receiving	G	Rec.	Yds.	Avg.	LG	TDs
1966	10	57	1,145	20.1	59	8
1967	10	54	958	17.7	52	7
Totals	18	111	2,103	18.9	59	15



NORM NYGAARD

Little All-American - 1954

A two-time all-conference performer who played for the Aztecs for three seasons (1952, 53, 54) ... His 2,619 career rushing yards were a San Diego State record until Marshall Faulk's arrival ... Aztec Hall of Fame inductee in 2002.



CRAIG PENROSE

All-American - 1975

Played two seasons with the Aztecs (1974 and 1975) after transferring from Colorado ... Led the nation in passing in 1975, becoming the third Aztec player in a five-year span to lead the NCAA in that category (Brian Sipe - 1971, Jesse Freitas - 1973) ... 1975 team MVP ... Finished the 1975 season ranked second nationally in total offense ... Impressive numbers during his All-America campaign, connecting on 198-of-349 passes (56.7 percent) for 2,660 yards with 15

touchdowns while leading SDSU to an 8-3 record ... Selected in the fourth round of the 1976 NFL Draft by Denver ... Played portions of four seasons with the Broncos, logging 18 career games ... Also spent time in the USFL ... Aztec Hall of Fame inductee in 2017.



NOEL PREFONTAINE

All-American - 1996

Named a first-team All-America selection by the *Associated Press* and *Football Writers Association* ... Played at SDSU for two seasons after playing as a freshman at Cal State Fullerton in 1992 and as a sophomore at Arizona State in 1993 ... Punted 48 times for a school-record average of 46.5 yards per punt ... That average was good for second in the nation, just one-tenth of a yard behind the national leader in the category ... Did not have any of his 100 punts in his junior or senior seasons blocked ... Showed amazing consistency as a senior, averaging 41.7 yards or better per punt in all 11 games ... He averaged more than 50 yards per punt in a game twice in 1996, including a 53.5 average against Hawaii ... Recorded a school-record 82-yard punt at New Mexico ... Holds school records for best punting average in both a season and a career ... A CFL all-star ... An Aztec Hall of Fame inductee in 2016.



DONNEL PUMPHREY

All-American - 2016

2016 first-team All-American by Walter Camp and *Sports Illustrated*, and a second-team pick by *Associated Press*, *AFCA*, *USA Today* and *The Sporting News* ... Finished his career ranked first all-time in NCAA FBS history in rushing yards (6,405) ... Also is fifth in all-purpose yards (7,515), tied for eighth in overall touchdowns (67) and ninth in rushing touchdowns (62) ... Is the only player in NCAA FBS history with at least 5,000 rushing yards (or 6,000 yards) and 1,000 receiving yards ... Broke numerous SDSU school records, passing Marshall Faulk his senior year in rushing yards (6,405), all-purpose yards (7,515), 100-yard rushing games (33), overall touchdowns (67), rushing touchdowns (62), overall points (402) and rushing attempts (1,059) ... Finished as the all-time Mountain West leader in rushing yards, all-purpose yards, rushing touchdowns, overall touchdowns and 100-yard games ... Was a two-time MW Offensive Player of the year (2015-16), three-time MW first-team selection (2014-16) and six-time MW Offensive Player of the Week ... Was SDSU's MVP and offensive MVP three straight seasons (2014-16) ... Led the nation with 2,133 rushing yards as a senior, which is the 10th most in NCAA FBS single-season history ... Has three of the top five rushing seasons in SDSU history, including the top two ... Tied for 10th in the voting for the Heisman Trophy as a senior, and was also a Doak

Donnel Pumphrey - SDSU Totals

Rushing	G	Att.	Yds.	Avg.	LG	TDs
2013	13	125	752	6.0	72	8
2014	13	276	1,867	6.8	93	20
2015	14	309	1,653	5.4	72	17
2016	14	349	2,194	6.3	79	17
Totals	54	1,059	6,405	6.1	93	62

Receiving

	G	Rec.	Yds.	Avg.	LG	TDs
2013	13	22	234	10.6	23	2
2014	13	23	160	7.0	31	0
2015	14	28	416	14.9	40	3
2016	14	27	231	8.6	27	0
Totals	54	100	1,041	10.4	40	5

Walker Award finalist, and a Maxwell Award and Walter Camp Player-of-the-Year Award semifinalist ... Played in all 54 games over his career ... Drafted in the fourth round of the 2017 NFL Draft by Philadelphia.



TOM REYNOLDS

All-American - 1971

An all-Pacific Coast Athletic Association performer who earned team most valuable player honors as a senior ... The nation's leading receiver in 1971 when he hauled in 67 receptions for 1,070 yards and seven touchdowns ... Caught 25 more passes than any other player in the PCAA ... A second-round selection of the New England Patriots in the 1972 NFL Draft ... Played in 21 NFL games and caught 15 passes for 279 yards and two touchdowns in two NFL seasons ... Inducted into the Aztec Hall of Fame in 1990.



NICO SIRAGUSA

All-American - 2016

Was a 2016 *USA Today* first-team All-American and a third-team All-America selection by *Associated Press* ... A two-time first-team all-Mountain West pick (2015-16) ... Blocked for Donnel Pumphrey, the all-time NCAA leading rusher, for all four seasons from 2013-16 ... Blocked for Pumphrey (2,133 yards) and Rashaad Penny (1,018 yards) as a senior, making SDSU the first team in NCAA history with a 2,000-yard and 1,000-yard rusher in the same season ... Played in all 54 games of his career, starting 42 times ... Drafted in the third round of the 2017 NFL Draft by Baltimore.



KYLE TURLEY

All-American - 1997

Joins Marshall Faulk as the only consensus All-Americans in SDSU history ... A semifinalist for both the Outland Trophy and Lombardi Award his senior season ... Earned All-America honors as a senior, becoming the first Aztec offensive lineman to earn that distinction since Henry Allison in 1970 ... Selected to play in both the Senior Bowl and the East-West Shrine postseason all-star games ... Blocked for three different 1,000-yard rushers during his Aztec tenure ... Selected seventh overall in the 1998 draft ... A 2000 *Associated Press* All-Pro ... Set a New Orleans team record against St. Louis in 2000 with three fumble recoveries ... Was a teammate of Marshall Faulk with the Rams ... SDSU Hall of Famer.



HENRY WILLIAMS

All-American - 1978

A two-year letterwinner (1977 and 1978) for the Aztecs, Williams was named a Kodak All-American his senior season ... Also earned second-team honors by *United Press International* in 1978 ... Selected in the sixth round of the 1978 NFL Draft by the Oakland Raiders.

National Honors



SEVEN STRAIGHT BOWL GAME APPEARANCES ► 21 CONFERENCE CHAMPIONSHIPS

DIVISION I ERA MULTIPLE ALL-AMERICA RECIPIENTS

14 Players (2 three-time, 12 two-time)

3-Time All-American

*Marshall Faulk, RB (1991-1st, 1992-1st, 1993-1st)

Donnel Pumphrey, RB (2014-HM, 2015-HM, 2016-1st)

2-Time All-Americans

Doug Aronson, OG (1985-HM, 1986-3rd)

Darius Durham, WR (1981-HM, 1982-HM)

Chris Hardy, RB (1985-HM, 1986-HM)

Paul Hewitt, RB (1987-HM, 1988-HM)

Michael Hughes, P (2005-HM, 2007-HM)

*Pete Inge, OG (1978-2nd, 1979-2nd)

*Kirk Morrison, LB (2003-1st, 2004-2nd)

Ricky Parker, DB (1995-HM, 1996-HM)

*Todd Santos, QB (1986-HM, 1987-3rd)

*Brian Sipe, QB (1970-HM, 1971-HM)

*Kyle Turley, OT (1996-HM, 1997-1st)

Kevin Wells, C (1987-HM, 1988-HM)

* - Member of Aztec Hall of Fame

FIRST-TEAM ALL-AMERICANS

15 times by 13 players

three consensus All-America selections

Yr.	Player, Position	Source
67	Haven Moses, WR	SN, TM
70	Henry Allison, OG	SN, TM, NEA
71	Willie Buchanan, DB	SN, TM, PW
	Tom Reynolds, WR	TM
75	Craig Penrose, QB	SN, TM
78	Henry Williams, DB	FC
91	Marshall Faulk, RB	AP, SN
92	** Marshall Faulk, RB	AP, FC, FN, FW, SN, UP, WC
93	** Marshall Faulk, RB	AP, FC, FN, FW, SN, UP, WC
96	Noel Prefontaine, P	AP, FW
97	* Kyle Turley, OT	FC, FN, FW, SN
99	Mike Malano, C	FW
03	Kirk Morrison, LB	CF
16	Donnel Pumphrey, RB	WC, SI
	Nico Siragusa, OG	USAT

SECOND-TEAM ALL-AMERICANS

12 times by 11 players

Yr.	Player, Position	Source
78	Pete Inge, OG	AP
	Henry Williams, DB	UP
	Pete Inge, OG	AP, UP
85	Webster Slaughter, WR	AP, FN
90	Patrick Rowe, WR	AP
95	George Jones, RB	AP
96	Noel Prefontaine, P	FN
97	Kyle Turley, OT	AP
01	Larry Ned, RB	AP
04	Kirk Morrison, LB	SN
15	Damontae Kazee, DB	USAT
16	Donnel Pumphrey, RB	AP, FC, USAT, SN

THIRD-TEAM ALL-AMERICANS

13 times by 13 players

Yr.	Player, Position	Source
63	Neal Petties, WR	AP
70	Tim Delaney, WR	AP
73	Jesse Freitas, QB	AP
79	Pete Inge, OG	FN
83	Jim Sandusky, WR	FN
86	Doug Aronson, OG	AP
	Rob Awalt, TE	AP, FN

87	Todd Santos, QB	SN
95	George Jones, RB	FN
98	Damon Gourdine, WR/KR	SN
02	J.R. Tolver, WR	SN
11	Ronnie Hillman, RB	AP, PS
16	Nico Siragusa, OG	AP

FOURTH-TEAM ALL-AMERICANS

two times by two players

Yr.	Player, Position	Source
01	Larry Ned, RB	SN
02	J.R. Tolver, WR	SN

HONORABLE MENTION ALL-AMERICANS

61 times by 50 players

Yr.	Player, Position	Source
64	James Allison, RB	NEA
70	Tim Delaney, WR	UP
	Brian Sipe, QB	AP
	Leon Van Gorkum, DE	AP, UP
71	Brian Sipe, QB	AP, UP
76	Travis Hitt, LB	UP
78	Pete Inge, OG	UP
	Don Warren, TE	AP, UP
	Henry Williams, DB	AP
79	Tony Allen, RB	AP
	Pete Inge, OG	SN
	Pat Mulholland, P	SN
	Steve Stapler, WR	AP
	Terrell Ward, DB	AP
80	Kevin Mitchell, LB	SN
81	Vernon Dean, DB	AP, SN
	Darius Durham, WR	AP
	Mike Jezulin, P	AP
	Matt Kofler, QB	SN
82	Darius Durham, WR	AP
83	Matt Long, C	AP
	Jim Sandusky, WR	AP
	Mike Saxon, P	AP
84	Tory Nixon, CB	AP
85	Doug Aronson, OG	AP
	Chris Hardy, RB	AP
	Mike Hooper, DT	AP
	Chris O'Brien, PK	AP
	Todd Richards, LB	AP
	Mike Stevens, MG	AP
86	Levi Esene, DT	AP
	Chris Hardy, RB	AP
	Steve Lauter, DB	AP
	Mario Mitchell, CB	AP
	Todd Santos, QB	AP
87	Paul Hewitt, RB	AP
	Kerry Reed-Martin, TE	AP
	Todd Santos, QB	AP
	Kevin Wells, C	AP
88	Monty Gilbreath, WR	AP
	Paul Hewitt, RB	AP
	Kevin Wells, C	AP
95	Chris Finch, OG	FN
	Ricky Parker, DB	FN
96	Will Blackwell, WR	FN
	Billy Blanton, QB	FN
	Peter Holt, PK	FN
	Adrian Ioja, DE	FN
	Ricky Parker, CB	FN
	Kyle Turley, OT	FN
98	Kabeer Gbaja-Biamila, DE	FN
05	Michael Hughes, P	CF
07	Michael Hughes, P	CF
10	DeMarco Sampson, WR	SI

11	Gavin Escobar, TE	SI
	Ronnie Hillman, RB	SI
	Larry Parker, DB	SI
12	Gavin Escobar, TE	PFW
14	Donnel Pumphrey, RB	SI
15	Damontae Kazee, DB	SI
	Donnel Pumphrey, RB	SI

FRESHMAN ALL-AMERICANS

13 times by five players

Yr.	Player, Position	Team	Source
01	Kirk Morrison, LB	4th	SN
03	Lynell Hamilton, RB	1st	SN, RI
05	Russell Allen, LB	HM	SN
10	Gavin Escobar, TE	1st	SN
	Ronnie Hillman, RB	1st	FW, PS
	Gavin Escobar, TE	2nd	RI, CF, PS
13	Donnel Pumphrey, RB	2nd	RI, CF, CS

* - Consensus All-American as defined by the NCAA

** - Consensus All-American unanimous selection

AP - Associated Press, CF - Collegefootballnews, FC - American Football Coaches Association (Kodak), FN - Football News, FW - Football Writers Association of America, NEA - Newspaper Enterprise Association, PFW - Pro Football Weekly, PS - Phil Steele.com, PW - Pop Warner, RI - Rivals.com, SI - Sports Illustrated, SN - Sporting News, TM - Time Magazine, UP - United Press, USAT - USA Today.

LITTLE ALL-AMERICANS (PRE-DIVISION I ERA)

14 times by 13 players

Yr.	Player, Position
35	John Butler, OG
38	John Duich, OT
54	Norm Nygaard, RB
	Ron Steward, WR
55	Jay Gutowski, OG
56	Jay Gutowski, OG
64	Jim Allison, RB
	Gary Garrison, WR
66	Leo Carroll, DE
	Don Horn, QB
67	Steve Duich, OT
	Haven Moses, WR
68	Fred Dryer, DL
	Lloyd Edwards, RB

ACADEMIC ALL-AMERICANS

three times by three players

Yr.	Player, Position	Team
78	Don Warren, TE	2nd
98	Scott Auerbach, DB	1st
01	Brian Simjanovski, P	2nd

NATIONAL AWARD CANDIDATES

Heisman Trophy (Top College Player)

91	Marshall Faulk (9th; 52 pts.)
92	Marshall Faulk (2nd; 1,080 pts.)
93	Marshall Faulk (4th; 250 pts.)
16	Donnel Pumphrey (T-10th; 67 pts.)

Walter Camp Award (National Player of the Year)

11	Ronnie Hillman, RB (preseason)
16	Donnel Pumphrey, RB (semifinalist)

National Honors



SEVEN STRAIGHT BOWL GAME APPEARANCES ► 21 CONFERENCE CHAMPIONSHIPS

Maxwell Award (College Player of the Year)

- 06 Lynell Hamilton, RB (preseason)
- 11 Ronnie Hillman, RB (preseason)
- Ryan Lindley, QB (preseason)
- 13 Adam Muema, RB (preseason)
- 15 Donnel Pumphrey, RB (preseason)
- 16 Donnel Pumphrey, RB (semifinalist)

Hossman Award (National Player of the Year)

- 04 Kirk Morrison, LB (preseason)

Bednarik Award (Outstanding Defensive Player)

- 04 Kirk Morrison, LB (preseason)
- 13 Jake Fely, LB (preseason)
- 16 Damontae Kazee, CB (preseason)
- Calvin Munson, LB (preseason)

Nagurski Award (Top Defensive Player)

- 03 Kirk Morrison, LB (preseason)
- 04 Matt McCoy, LB (preseason)
- Kirk Morrison, LB (preseason)
- 06 Antwan Applewhite, DE (preseason)
- 11 Miles Burris, LB (preseason)
- 12 Leon McFadden DB (preseason)
- 16 Calvin Munson, LB (preseason)

Butkus Award (Outstanding Linebacker)

- 02 Kirk Morrison (preseason)
- 03 Kirk Morrison (preseason)
- 04 Kirk Morrison (semifinalist)
- Matt McCoy (preseason)
- 07 Russell Allen (preseason)
- 08 Russell Allen (preseason)
- 11 Miles Burris (preseason)
- 16 Calvin Munson (preseason)

Ted Hendricks Award (Top Defensive End)

- 06 Antwan Applewhite (preseason)

Biletnikoff Award (Top Wide Receiver)

- 02 J.R. Tolver (semifinalist)
- Kassim Osgood (preseason)
- 09 Vincent Brown (semifinalist)
- 10 Vincent Brown (preseason)
- 11 Colin Lockett (midseason)
- 12 Colin Lockett (preseason)
- 13 Ezell Ruffin (midseason)
- 14 Ezell Ruffin (preseason)

Davey O'Brien Award (Outstanding Quarterback)

- 03 Adam Hall (preseason)
- 11 Ryan Lindley (preseason)

Manning Award (Top Quarterback)

- 09 Ryan Lindley (preseason)
- 11 Ryan Lindley (preseason)

Doak Walker Award (Top Running Back)

- 01 Larry Ned (semifinalist)
- 04 Lynell Hamilton (preseason)
- 05 Lynell Hamilton (preseason)
- 11 Ronnie Hillman (semifinalist)
- 12 Walter Kazee (preseason)
- 13 Adam Muema (preseason)
- 14 Donnel Pumphrey (preseason)
- 15 Donnel Pumphrey (preseason)
- 16 Donnel Pumphrey (finalist)

Rimington Award (Outstanding Center)

- 02 Johnathan Ingram (preseason)
- 04 Jasper Harvey (preseason)
- 05 Jasper Harvey (preseason)
- 09 Trask Iosefa (preseason)
- 10 Trask Iosefa (preseason)
- 12 Alec Johnson (preseason)

- 14 Jordan Smith (preseason)

- 16 Arthur Flores (preseason)

Lombardi Award (Top Down Lineman)

- 03 Kirk Morrison (preseason)
- 04 Mike Kralalik (preseason)
- Kirk Morrison (preseason)
- 08 Russell Allen (preseason)
- 11 Miles Burris (preseason)
- 12 Gavin Escobar (preseason)
- 13 Jake Fely (preseason)
- 15 Alex Barrett (preseason)
- Darrell Greene (preseason)
- Pearce Slater (preseason)

Outland Trophy (Top Interior Lineman)

- 04 Mike Kralalik (preseason)
- 16 Nico Siragusa (preseason)

Lou Groza Award (Outstanding Kicker)

- 96 Peter Holt (finalist)
- 03 J.C. Mejia (semifinalist)
- 11 Abelardo Perez (preseason)
- 15 Donny Hageman (preseason)
- 16 John Baron II (semifinalist)

Ray Guy Award (Outstanding Punter)

- 03 Brian Simjanovski (preseason)
- 06 Michael Hughes (preseason)
- 07 Michael Hughes (preseason)
- 09 Brian Stahovich (preseason)
- 10 Brian Stahovich (preseason)
- 11 Brian Stahovich (preseason)
- 13 Joel Alesi (preseason)
- 14 Joel Alesi (preseason)
- 16 Tanner Blain (preseason)

John Mackey Award (Top Tight End)

- 10 Alston Umuolo (preseason)
- 11 Gavin Escobar (midseason)
- 12 Gavin Escobar (semifinalist)

Jim Thorpe Award (Top Defensive Back)

- 12 Leon McFadden (preseason)
- 13 Nat Berhe (preseason)
- 14 J.J. Whittaker (preseason)
- 15 Damontae Kazee (preseason)
- J.J. Whittaker (preseason)
- 16 Damontae Kazee (preseason)

Lott IMPACT Trophy (Impact On & Off Field)

- 13 Nat Berhe (preseason)
- 16 Calvin Munson (quarterfinalist)

Earl Campbell Tyler Rose Award (Ties to Texas, Performance, Integrity, Tenacity)

- 13 Adam Dingwell (preseason)
- 14 Adam Roberts (preseason)

Burlsworth Trophy (Top Walk-On)

- 10 Darryn Lewis (preseason)
- 13 Chad Young (preseason)
- 14 Joel Alesi (preseason)
- 15 Dakota Gordon (preseason)
- 16 Daniel Brunskill (preseason)

Paul Hornung Award (Most Versatile Player)

- 16 Rashaad Penny (preseason)

Wuerffel Trophy Watch List (Top Community Service)

- 16 Daniel Brunskill (preseason)

Rudy Award (Character, Courage, Contribution, Commitment)

- 10 Doug Deakin

NCAA Statistical Champions

Total Offense

Year	Player	Cl.	Plays	Rush	Pass	Total	YPG
1969	Dennis Shaw	Sr.	388	12	3,185	3,197	319.7
1973	Jesse Freitas	Sr.	410	-92	2,993	2,901	263.7
1987	Todd Santos	Sr.	562	-244	3,932	3,688	307.3

Rushing

Year	Player	Cl.	Gms.	Att.	Yards	YPG
1991	Marshall Faulk	Fr.	9	201	1,429	158.8
1992	Marshall Faulk	So.	10	265	1,630	163.0
*2016	Donnel Pumphrey	Sr.	14	349	2,133	152.4

* - Pumphrey was the NCAA leader in rushing yards, but was second in RYPG

Passing

Year	Player	Cl.	G	Att.	Comp.	CPG	Int.	Pct.	Yards	TD
1971	Brian Sipe	Sr.	11	369	196	17.8	21	.531	2,532	17
1973	Jesse Freitas	Sr.	11	347	227	20.6	17	.654	2,993	21
1975	Craig Penrose	Sr.	11	349	198	18.0	24	.567	2,660	15

Between 1970 and 1978, the NCAA ranked passing leaders by completions per game.

Receiving

Year	Player	Cl.	Gms.	Rec.	RPG	Yards	TDs
1971	Tom Reynolds	Jr.	10	67	6.7	1,070	7
1974	Dwight McDonald	Sr.	11	86	7.8	1,157	7

Receiving Yards Per Game

Year	Player	Cl.	Gms.	Rec.	Yards	Avg.	TDs
1990	Patrick Rowe	Jr.	11	71	1,392	126.6	8
2002	J.R. Tolver	Sr.	13	128	1,785	137.3	13

Scoring

Year	Player	Cl.	Gms	TDs	2XP	FG	Pts.	Avg.
1987	Paul Hewitt	Sr.	12	24	0	0	144	12.0
1991	Marshall Faulk	Fr.	9	23	2	0	140	15.6

Punt Returns

Year	Player	Cl.	No.	Yards	TDs	Long	Avg.
1983	Jim Sandusky	Sr.	20	381	1	90	19.0

Kickoff Returns

Year	Player	Cl.	No.	Yards	Avg.
1980	Mike Fox	Fr.	11	361	32.8

Career Rushing Yards

Player	Years	Gms	Att.	Yards	Avg.	TD	YPG
Donnel Pumphrey	2013-16	54	1,059	6,405	6.0	62	118.6

Career Points Per Game

Player	Years	Gms	TDs	2XP	FG	Pts.	Avg.
Marshall Faulk	1991-93	31	62	4	0	376	12.1

NCAA Annual Team Champions

1969	Total Offense	532.2 yards per game
1969	Passing Offense	374.2 yards per game
1969	Scoring Offense	46.4 points per game
1971	Passing Offense	251.4 yards per game
1973	Passing Offense	305.0 yards per game
1975	Passing Offense	291.3 yards per game
1983	Punt Returns	17.0 yards per return
1996	Net Punting	44.9 yards per punt
2015	Turnover Margin	+1.57 turnovers per game
2016	Passes Intercepted	26 interceptions
	Kickoff Returns	28.1 yards per return

Conference Honors



SEVEN STRAIGHT BOWL GAME APPEARANCES ► 21 CONFERENCE CHAMPIONSHIPS



Linebacker Kirk Morrison

LEAGUE PLAYER OF THE YEAR

11 times by seven players

Yr.	Player, Position	Honor
Western Athletic Conference (1978-99)		
87	Todd Santos, QB	Offensive PoY
92	Marshall Faulk, RB	Offensive PoY
95	George Jones, RB	Offensive PoY
Mountain West (1999-)		
03	Kirk Morrison, LB	Defensive PoY
04	Kirk Morrison, LB	Co-Defensive PoY
15	Donnel Pumphrey, RB	Offensive PoY
	Damontae Kazee, DB	Defensive PoY
	Rashaad Penny, KR	Special Teams PoY
16	Donnel Pumphrey, RB	Offensive PoY
	Damontae Kazee, DB	Defensive PoY
	Rashaad Penny, KR/PR	Special Teams PoY

LEAGUE FRESHMAN OF THE YEAR

two times by two players

Yr.	Player, Position
Mountain West (1999-)	
03	Lynell Hamilton, RB
10	Ronnie Hillman, RB

LEAGUE COACH OF THE YEAR

five times by four coaches

Yr.	Coach
Western Athletic Conference (1978-99)	
86	Denny Stolz
98	Ted Tollner (Pacific Division)

Mountain West (1999-)

10	Brady Hoke
12	Rocky Long
15	Rocky Long

FIRST-TEAM ALL-LEAGUE

269 times by 208 players

Yr.	Player, Position	No. 1st Team Selections
Southern Calif. Intercollegiate Athletic Conference (1926-38)		
26	Dave Barnes, OT	1st
	Ed Ruffa, RB	1st

27	Paul Mott, FB	1st			Dave Stenson, OG	1st
28	Werner Peterson, OT	1st	64		Jim Allison, B	1st
	Art Wilson, FB	1st			John Farris, OT	2nd
29	Gordon Cox	1st			Gary Garrison, E	1st
	Art Wilson, FB	2nd	65		Gary Garrison, E	2nd
30	Elden Dille, FG	1st			Nate Johns, B	1st
	George Mosolf, E	1st			Cliff Kenney, LB	1st
32	Bill Bailey, FB	1st			Ken Madison, E	1st
	George Mosolf, E	2nd			Larry Martin, MG	1st
	Glen Warren, C	1st			Ralph Wenzel, OG	1st
33	Bill Bailey, FB	2nd	66		Leo Carroll, DE	1st
	John Butler, OG	1st			Don Fisher, E	1st
	George Mosolf, E	3rd			Don Horn, QB	1st
	Jack Rand, E	1st			Bob Howard, DB	1st
	Owen Rice, OT	1st			Larry Schakel, OG	1st
34	John Butler, OG	2nd			Craig Scoggins, E	1st
	Owen Rice, OT	1st			Jeff Staggs, LB	1st
35	John Butler, OG	3rd			Teddy Washington, B	1st
	Ed Smyth, E	1st			Jon Wittler, LB	1st
36	Herb Ward, OG	1st	67		John Beck, DB	1st
37	Max Glass, FB	1st			Paul Daniels, OG	1st
	Herb Ward, OT	1st			Steve Duich, OT	1st
	Abbie Vanoni, OG	1st			Lloyd Edwards, B	1st
38	Bill Timmons, E	1st			Cliff Hancock, DB	1st
	Hal Tracy, FB	1st			Jim Hight, MG	1st
	Abbie Vanoni, OG	2nd			Haven Moses, E	1st

California Collegiate Athletic Association (1939-67)

41	Bob Cozens, B	1st
	Joe Seminario, OG	1st
46	Leo Heaton, E	1st
	Bill Nelson, B	1st
	Al Sawaya, OT	1st
47	George Brown, OG	1st
48	Tom Dahms, OT	1st
49	Tom Dahms, OT	2nd
	James Dowd, OG	1st
	Tom Wilson, E	1st
50	Byron Chase, OT	1st
	Bob Conklin, OG	1st
	Bob Embrey, DB	1st
	Ralph Freitag, C	1st
	Art Preston, B	1st
	Birt Slater, DE	1st
51	Jim Erkenbeck, OT-DG	1st
	Hugh Lathman, DG	1st
	George Leja, LB	1st
	Ferman McPhatter, DG	1st
	Chet Nicholson, E	1st
	Art Preston, B	2nd
	Ed Ricketts, DB	1st
	Jesse Thompson, B	1st
52	Ed Fletcher, DB	1st
	Paul Held, B	1st
	Bob Lyons, DE	1st
	Dick Ortega, OT-DT	1st
53	Paul Held, B	2nd
	Harry Higgins, C	1st
	Marshall Malcolm, DB	1st
	Norm Nygaard, RB-DB	1st
54	Harry Higgins, C	2nd
	Marshall Malcolm, DB	2nd
	Norm Nygaard, RB-DB	2nd
55	Jay Gutowski, OG	1st
	William Ledford, OT	1st
56	Jay Gutowski, OG	2nd
	William Ledford, OT	2nd
57	Joe Duke, B	1st
58	Joe Duke, B	2nd
	Braxton Pinkins, E	1st
	Dick Morris, B	1st
60	Pat Robbins, OG	1st
62	Kern Carson, B	1st
	David Lay, OT	1st
	Neal Petties, E	1st
63	Kern Carson, B	2nd
	John Farris, OT	1st
	Mario Mendez, B	1st

Pacific Coast Athletic Association (1969-75)

69	Tim Burnett, DL	1st
	Tim Delaney, TE	1st
	Lee Felice, OT	1st
	Billie Hayes, DB	1st
	Bill Pierson, C	1st
	Tom Reynolds, WR	1st
	Dennis Shaw, QB	1st
	Tom Shellabarger, OT	1st
	Bill Van Leeuwen, DL	1st
	Carl Weathers, LB	1st
	Lon Woodard, DL	1st
70	Henry Allison, OG	1st
	Ken Burrow, WR	1st
	Tim Delaney, TE	2nd
	Tom Hayes, DB	2nd
	Al Limahelu, K	1st
	Tom Shellabarger, OT	2nd
	Leon Van Gorkum, DE	1st
71	Willie Buchanon, DB	1st
	Steve Henson, OT	1st
	Tom Reynolds, WR	1st
	Brian Sipe, QB	1st
	Ty Youngs, DT	1st
72	Randy Bixler, DL	1st
	Isaac Curtis, WR	1st
	Bill Donckers, QB	1st
	Bill Ferguson, LB	1st
	Joe Lavender, DB	1st
73	Joe Amaral, LB	1st
	Rick Ash, DL	1st
	Tony Bachmann, OG	1st
	Pat Cassidy, LB	1st
	Keith Denson, WR	1st
	Jesse Freitas, QB	1st
	Bobby Henderson, LB	1st
	Monte Jackson, DB	1st
	Dave Limebrook, C	1st
	Claudia Minor, OT	1st
	Darold Nogle, TE	1st
74	Rick Ash, DL	2nd
	Tony Bachmann, RB	2nd
	Burt Blackwell, LB	1st
	Mike Gilbert, DL	1st
	Bobby Henderson, LB	2nd
	Monte Jackson, DB	2nd
	Bill Kramer, RB	1st
	Dwight McDonald, WR	1st
75	Duke Ferguson, WR	1st
	Mike Gilbert, DL	2nd
	Travis Hitt, LB	1st

Conference Honors



SEVEN STRAIGHT BOWL GAME APPEARANCES ► 21 CONFERENCE CHAMPIONSHIPS

	Mel Jacobs, KR	1st
	Craig Penrose, QB	1st
	Charlie Wortiska, OG	1st
Western Athletic Conference (1978-98)		
78	Pete Inge, OG	1st
	Don Warren, TE	1st
	Henry Williams, DB	1st
79	Tony Allen, RB	1st
	Pete Inge, OG	2nd
	Steve Stapler, WR	1st
	Terrell Ward, DB	1st
80	Kevin Mitchell, LB	1st
81	Vernon Dean, DB	1st
	Mike Jezulin, P	1st
82	Darius Durham, WR	1st
83	Jim Sandusky, WR & Ret. Spec.	1st
84	Rich Moran, OT	1st
	Tory Nixon, CB	1st
85	Doug Aronson, OG	1st
	Chris Hardy, HB	1st
	Chris O'Brien, PK	1st
	Todd Richards, LB	1st
	Webster Slaughter, WR	1st
86	Doug Aronson, OG	2nd
	Rob Awalt, TE	1st
	Levi Esene, DT	1st
	Steve Lauter, S	1st
87	Monty Gilbreath, Ret. Spec.	1st
	Clarence Nunn, DB	1st
	Todd Santos, QB	1st
88	Paul Hewitt, RB	1st
89	Monty Gilbreath, WR	2nd
	John Wesselman, DB	1st
90	Dennis Arey, WR	1st
	Dan McGwire, QB	1st
	Patrick Rowe, WR	1st
	Nick Subis, OL	1st
91	Eric Duncan, DL	1st
	Marshall Faulk, RB	1st
	Jim Jennings, OL	1st
	Damon Pieri, DB	1st
	Patrick Rowe, WR	2nd
92	Marshall Faulk, RB	2nd
	Tony Nichols, OL	1st
	Damon Pieri, CB	2nd
	Darnay Scott, WR	1st
93	Marshall Faulk, RB	3rd
	Darnay Scott, WR	2nd
94	La'Roi Glover, DL	1st
	Ricky Parker, DB	1st
95	Will Blackwell, WR	1st
	Chris Finch, OG	1st
	George Jones, RB	1st
	Ricky Parker, DB	2nd
96	Will Blackwell, WR	(PD) 2nd
	Leandrew Childs, Ret. Specialist	(PD) 1st
	Adrian Ioja, DE	(PD) 1st
	Ricky Parker, CB	(PD) 1st
	Noel Prefontaine, P	(PD) 1st
	Kyle Turley, OT	(PD) 1st
97	Kabeer Gbaja-Biamila, DE	(PD) 1st
	Kyle Turley, OT	(PD) 2nd
98	Rick Austin, OL	(PD) 1st
	Kabeer Gbaja-Biamila, DE	(PD) 2nd
	Damon Gourdine, WR & Ret. Specialist	(PD) 1st
	Mike Malano, OL	(PD) 1st
Mountain West (1999-)		
99	Rico Curtis, DB	1st
	Kabeer Gbaja-Biamila, DL	3rd
	Mike Malano, OL	2nd
	Gray McNeill, TE	1st
00	Will Demps, DB	1st
01	Will Demps, DB	2nd
	David Moreno, OL	1st
	Larry Ned, RB	1st
02	Kirk Morrison, LB	1st
	Kassim Osgood, WR	1st
	J.R. Tolver, WR	1st

03	Brendan Darby, OL	1st
	Lynell Hamilton, RB	1st
	Kirk Morrison, LB	2nd
04	Kirk Morrison, LB	3rd
05	Marcus Demps, S	1st
	Freddy Keiaho, LB	1st
06	Antwan Applewhite, DE	1st
10	Vincent Brown, WR	1st
	Miles Burris, LB	1st
	Ronnie Hillman, RB	1st
	Leon McFadden, DB	1st
	DeMarco Sampson, WR	1st
	Brian Stahovich, P	1st
11	Miles Burris, LB	2nd
	Gavin Escobar, TE	1st
	Tommie Draheim, OL	1st
	Ronnie Hillman, RB	2nd
	Leon McFadden, DB	2nd
	Larry Parker, DB	1st
12	Brian Stahovich, P	2nd
	Nik Emberrate, OL	1st
	Gavin Escobar, TE	2nd
	Leon McFadden, DB	3rd



Tight end Gavin Escobar

13	Nat Berhe, DB	1st
14	Donnel Pumphrey, RB	1st
15	Alex Barrett, DL	1st
	Damontae Kazee, DB	1st
	Calvin Munson, LB	1st
	Rashaad Penny, KR	1st
	Donnel Pumphrey, RB	2nd
	Nico Siragusa, OL	1st
	Pearce Slater, OL	1st
16	John Baron II, PK	1st
	Alex Barrett, DL	2nd
	Damontae Kazee, DB	2nd
	Calvin Munson, LB	2nd
	Rashaad Penny, KR	2nd
	Donnel Pumphrey, RB	3rd
	Nico Siragusa, OL	2nd

SECOND-TEAM ALL-LEAGUE

53 times by 42 players

Yr.	Player, Position
Mountain West (1999-)	
99	Jerome Haywood, DL
	Jonas Lewis, RB
	Joey Mayo, LB

	Larry Ned, RB	
	Scott Nicholson, DL	
	Ted Printy, OL	
00	Jomar Butler, LB	
	Jerome Haywood, DL	
	Ricky Sharpe, DB	
	Brian Simjanovski, P	
	J.R. Tolver, WR	
01	Jerome Haywood, DL	
	Brian Simjanovski, P	
	J.R. Tolver, WR	
02	Amon Arnold, DL	
	Jonathan Ingram, OL	
	Jeff Shoate, DB	
03	Mike Kracalik, OL	
	Matt McCoy, LB	
	Brandon Rager, DL	
	Jeff Shoate, DB	
04	Mike Kracalik, OL	
	Blake Lobel, DL	
	Matt McCoy, LB	
05	Michael Hughes, P	
	Kurt Kahui, DL	
	Jeff Webb, WR	
06	Joe Martin, LB	
07	Michael Hughes, P	
	Kevin O'Connell, QB	
	Brett Swain, WR	
09	Vincent Brown, WR	
	DeMarco Sampson, WR	
	Brian Stahovich, P	
10	Ryan Lindley, QB	
	Gavin Escobar, TE	
	Trask Josefa, OL	
	Abelardo Perez, K	
11	Alec Johnson, OL	
	Jerome Long, DL	
12	Nat Berhe, DB	
	Jake Fely, LB	
	Alec Johnson, OL	
	Adam Muema, RB	
13	Bryce Quigley, OL	
14	Damontae Kazee, DB	
	Lloyd Mills, PR	
	Terry Poole, OL	
	J.J. Whittaker, DB	
15	Jake Fely, LB	
	J.J. Whittaker, DB	
16	Daniel Brunskill, OL	
	Malik Smith, DB	
	David Wells, TE	

HONORABLE MENTION ALL-LEAGUE

77 times by 68 players

Yr.	Player, Position
Mountain West (1999-)	
00	Brian Berg, LB
	Mike Houghton, OL
	Johnathan Ingram, OL
	Chester Pitts, OL
	Brian Russell, DB
	Lon Sheriff, QB
01	Andrew Bringham, DL
	Jomar Butler, LB
	Donte Gamble, KR
	Johnathan Ingram, OL
	Gray McNeill, TE
	Kirk Morrison, LB
	Garret Pavelko, DB
	Chester Pitts, OL
	Dylan Robles, LB
	Ricky Sharpe, DB
02	Kyle Conerly, PR/KR
	Brendan Darby, OL
	Akbar Gbaja-Biamila, DL
	Adam Hall, QB

Conference Honors



SEVEN STRAIGHT BOWL GAME APPEARANCES ► 21 CONFERENCE CHAMPIONSHIPS

	Jared Ritter, DL
	Ricky Sharpe, DB
	Brian Siminjanovski, P/PK
03	Jacob Elimimian, DB
	J.C. Mejia, PK
	Brook Miller, DL
	Seth Santoro, P
	Marviel Underwood, DB
	Jeff Webb, WR
04	Jonathan Bailes, DL
	Heath Farwell, LB
	Marviel Underwood, DB
	Jeff Webb, WR
05	Antwan Applewhite, DL
	Reggie Grigsby, DB
	Jasper Harvey, OL
	Joe Martin, LB
	Terrell Maze, DB
	Garrett Palmer, PK
06	Atiyah Henderson, RB
	Patrick Justman, C
	Nick Osborn, DL
07	Russell Allen, LB
	Ray Bass, DB
	Mike Kravetz, OL
	Nick Osborn, DL
	Will Robinson, OL
08	Russell Allen, LB
	Corey Boudreaux, DB
	B.J. Williams, DE
09	Davion Mauldin, KR
	Jerry Milling, LB
10	Ernie Lawson, DL
	Jose Perez, DB
	Andrew Preston, DB
11	Nat Berhe, DB
12	Derek Largent, LB
	Sam Meredith, DL
	Bryce Quigley, OL
13	Colin Lockett, WR/KR
	Adam Muema, RB
	Terry Poole, OL
	Ezell Ruffin, WR
	Nick Tenhaeff, LB
	J.J. Whittaker, DB
14	Alex Barrett, DL
	Darrell Greene, OL
	Ezell Ruffin, WR
	Calvin Munson, LB
	Malik Smith, DB
15	Daniel Brunskill, TE
	Donny Hageman, K
	Christian Heyward, DL
	Jon Sanchez, DL
	Malik Smith, DB
16	Kyle Kelley, DL
	Quest Truxton, PR

PLAYER OF THE WEEK

136 times by 87 players

Yr.	Player, Position (Date)	Honor
Western Athletic Conference (1978-98)		
80	Rick Carusa, LB (Nov. 1)	Defensive
	Kevin Mitchell, LB (Nov. 29)	Defensive
81	Matt Kofler, QB (Sept. 12)	Offensive
	Matt Kofler, QB (Oct. 10)	Offensive
82	Dave Croudp, DB (Oct. 23)	Defensive
	Mark McKay, QB (Nov. 6)	Offensive
	Mike Fox, DB (Nov. 20)	Co-Defensive
84	Todd Santos, QB (Sept. 8)	Offensive
85	Chris Hardy, QB (Sept. 30)	Offensive
	Webster Slaughter, WR (Oct. 28)	Offensive
	Todd Santos, QB (Nov. 25)	Offensive
86	Chris Hardy, RB (Sept. 13)	Offensive
	Todd Santos, QB (Nov. 1)	Offensive
	Lyndon Earley, DB (Nov. 15)	Defensive

	Levi Essene, DT (Nov. 29)	Defensive
87	Todd Santos, QB (Sept. 12)	Offensive
	Todd Santos, QB (Oct. 17)	Co-Offensive
88	Paul Hewitt, RB (Nov. 5)	Offensive
89	Darin Wagner, RB (Sept. 23)	Offensive
	John Wesselman, DB (Sept. 30)	Defensive
	Ron Slack, RB (Oct. 14)	Offensive
90	Dan McGwire, QB (Sept. 29)	Offensive
	Patrick Rowe, WR (Oct. 13)	Offensive
	Dan McGwire, QB (Nov. 17)	Offensive
	T.C. Wright, RB (Nov. 24)	Offensive
91	Marshall Faulk, RB (Sept. 14)	Offensive
	Andy Coviello, LB (Oct. 12)	Defensive
	David Lowery, QB (Oct. 26)	Offensive
	David Lowery, QB (Nov. 16)	Co-Offensive
92	Marshall Faulk, RB (Sept. 5)	Offensive
	Marshall Faulk, RB (Sept. 12)	Offensive
	Darnay Scott, WR (Oct. 17)	Offensive
	Marshall Faulk, RB (Nov. 14)	Offensive
93	Craigus Thompson, LB (Oct. 9)	Defensive
	Marshall Faulk, RB (Nov. 13)	Offensive
94	Tim Gutierrez, QB (Sept. 10)	Offensive
95	Ricky Parker, CB (Sept. 11)	Defensive
	Julius McChristian, SS (Oct. 2)	Defensive
	Craigus Thompson, LB (Oct. 9)	Defensive
	George Jones, RB (Oct. 16)	Offensive
96	Peter Holt, PK (Sept. 9)	PD-Special Teams
	Will Blackwell, WR (Sept. 16)	PD-Offensive
	Peter Holt, PK (Sept. 23)	PD-Special Teams
	Leandrew Childs, RS (Oct. 13)	PD-Special Teams
	Noel Prefontaine, P (Nov. 4)	PD-Special Teams
	Billy Blanton, QB (Nov. 11)	PD-Offensive
	Jason Moore, DB (Nov. 25)	PD-Defensive
	Billy Blanton, QB (Dec. 2)	PD-Offensive
	Charles Gatlin, DL (Dec. 2)	PD-Defensive
	Noel Prefontaine, P (Dec. 2)	PD-Special Teams
97	Az Hakim, RS (Sept. 8)	PD-Special Teams
	Jonas Lewis, RB (Nov. 17)	PD-Offensive
98	Larry Ned, RB (Oct. 5)	PD-Offensive
	Damon Gourdine, RS (Oct. 12)	PD-ST
	Kabeer Gbaja-Biamila, DE (Oct. 26)	PD-Defensive
	Don Copeland, P (Nov. 9)	PD-Special Teams

Mountain West (1999-)

99	Jack Hawley, QB (Sept. 27)	Offensive
	Scott Nicholson, DL (Nov. 29)	Defensive
00	Will Dumps, DB (Sept. 4)	Defensive
	Lon Sheriff, QB (Oct. 9)	Offensive
	Derrick Lewis, WR (Oct. 23)	Offensive
	Jomar Butler, LB (Oct. 23)	Defensive
	Nate Tandberg, PK (Oct. 23)	Special Teams
	Dylan Robles, LB (Nov. 4)	Defensive
01	Larry Ned, RB (Sept. 24)	Offensive
	Larry Ned, RB (Oct. 7)	Co-Offensive
02	J.R. Tolver, WR (Sept. 16)	Offensive
	Ricky Sharpe, DB (Oct. 14)	Defensive
	J.R. Tolver, WR (Oct. 21)	Offensive
	Kyle Conerly, PR (Oct. 28)	Special Teams
03	Jeff Webb, WR (Oct. 6)	Co-Offensive
	Kirk Morrison, LB (Oct. 27)	Defensive
	Matt McCoy, LB (Nov. 10)	Defensive
	Marviel Underwood, DB (Nov. 24)	Defensive
04	Matt McCoy, LB (Sept. 20)	Defensive
	Kirk Morrison, LB (Oct. 18)	Defensive
	Heath Farwell, LB (Nov. 15)	Co-Defensive
	Kirk Morrison, LB (Nov. 15)	Co-Defensive
	Garrett Palmer, PK (Nov. 15)	Special Teams
05	Russell Allen, LB (Oct. 3)	Defensive
	Reggie Grigsby, S (Oct. 17)	Defensive
	Garrett Palmer, PK (Nov. 13)	Special Teams
06	Joe Martin, LB (Oct. 23)	Defensive
	Garrett Palmer, PK (Oct. 23)	Special Teams
	Ray Bass, S (Nov. 13)	Defensive
	Joe Martin, LB (Dec. 4)	Defensive
	Freddy Dunkle, LB (Dec. 4)	Special Teams
07	Russell Allen, LB (Oct. 15)	Defensive
	Luke Laolagi, LB (Nov. 5)	Defensive
	Mekell Wesley, KR (Nov. 12)	Special Teams
	Michael Hughes, P (Nov. 15)	Special Teams
	Michael Hughes, P (Nov. 19)	Special Teams
	Garrett Palmer, PK (Dec. 3)	Special Teams

08	Ryan Lindley, QB (Sept. 29)	Offensive
	Luke Laolagi, LB (Nov. 23)	Co-Defensive
09	Dey Juan Hemmings, DB (Oct. 5)	Co-Defensive
	Ryan Lindley, QB (Oct. 26)	Co-Offensive
	DeMarco Sampson, WR (Oct. 26)	Co-Offensive
	Brian Stahovich, P (Nov. 2)	Special Teams
10	Ronnie Hillman, RB (Sept. 13)	Offensive
	Ronnie Hillman, RB (Sept. 20)	Co-Offensive
	Ronnie Hillman, RB (Oct. 18)	Co-Offensive
	DeMarco Sampson, WR (Nov. 1)	Offensive
	Brian Stahovich, P (Nov. 1)	Special Teams
	Miles Burris, LB (Nov. 8)	Co-Defensive
	Ryan Lindley, QB (Nov. 29)	Offensive



Quarterback Ryan Lindley

11	Jerome Long, DL (Sept. 13)	Defensive
	Brian Stahovich, P (Sept. 13)	Special Teams
	Ronnie Hillman, RB (Sept. 19)	Co-Offensive
	Larry Parker, DB (Sept. 19)	Co-Defensive
	Ronnie Hillman, RB (Oct. 17)	Co-Offensive
	Ronnie Hillman, RB (Oct. 31)	Co-Offensive
	Nat Berhe, DB (Nov. 14)	Co-Defensive
	Ronnie Hillman, RB (Dec. 5)	Offensive
	Brian Stahovich, P (Dec. 5)	Special Teams
12	Nat Berhe, DB (Sept. 10)	Defensive
	Ryan Katz, QB (Oct. 8)	Co-Offensive
	Jake Fely, LB (Oct. 15)	Defensive
	Chance Marden (Oct. 22)	Special Teams
	Jake Fely, LB (Oct. 29)	Defensive
	Colin Lockett, KR (Nov. 5)	Special Teams
	Adam Muema, RB (Nov. 26)	Co-Offensive
13	Joel Alesi, P (Oct. 7)	Special Teams
	J.J. Whittaker, DB (Nov. 25)	Defensive
	Tim Vizzi, PR (Nov. 25)	Special Teams
14	Joel Alesi, P (Sept. 29)	Special Teams
	Donnel Pumphrey, RB (Sept. 29)	Offensive
	Donnel Pumphrey, RB (Oct. 13)	Offensive
	Calvin Munson, LB (Nov. 24)	Defensive
15	Calvin Munson, LB (Sept. 7)	Defensive
	Rashaad Penny, KR (Sept. 28)	Special Teams
	Donnel Pumphrey, RB (Oct. 12)	Offensive
	Donnel Pumphrey, RB (Nov. 2)	Offensive
	Damontae Kazee, DB (Nov. 2)	Defensive
	Donny Hageman, K (Nov. 2)	Special Teams
	Malik Smith, DB (Nov. 30)	Defensive
16	Donnel Pumphrey, RB (Sept. 12)	Offensive
	Rashaad Penny, KR (Sept. 12)	Special Teams
	Donnel Pumphrey, RB (Sept. 19)	Offensive
	Tanner Blain, P (Sept. 19)	Special Teams
	John Baron II, K (Oct. 31)	Special Teams

PD - Pacific Division

Team Awards



SEVEN STRAIGHT BOWL GAME APPEARANCES ► 21 CONFERENCE CHAMPIONSHIPS

JOHN SIMCOX MEMORIAL TROPHY

The Simcox Trophy has been presented annually since 1962 by former Aztec Leon W. Parma ('51) to the team MVP.

Yr.	Player
CCAA (1939-67)	
1962	Kern Carson
1963	Mario Mendez
1964	Gary Garrison
1965	Gary Garrison
1966	Don Horn
1967	Haven Moses
1968	Tom Nettles
PCAA (1969-75)	
1969	Dennis Shaw
1970	Tim Delaney
1971	Tom Reynolds
1972	Isaac Curtis
1973	Jesse Freitas
1974	Dwight McDonald
1975	Craig Penrose
1976	Travis Hitt
1977	David Turner
WAC (1978-98)	
1978	Phil DuBois
1979	Tony Allen
1980	Kevin Mitchell
1981	Matt Kofler
1982	Darius Durham
1983	Jim Sandusky
1984	Tory Nixon
1985	Webster Slaughter
1986	Todd Santos
1987	Todd Santos
1988	Monty Gilbreath
	Paul Hewitt
1989	John Wesselman
1990	Dan McGwire
1991	David Lowery
1992	Marshall Faulk
1993	Marshall Faulk
1994	Wayne Pittman
1995	George Jones
1996	Billy Blanton
1997	Kyle Turley
1998	Damon Gourdine
MW (1999-)	
1999	Rico Curtis
2000	Jomar Butler
2001	Larry Ned
2002	J.R. Tolver
2003	Kirk Morrison
2004	Kirk Morrison
2005	Freddy Keiaho
2006	Joe Martin
2007	Kevin O'Connell
2008	Russell Allen
2009	Jerry Milling
2010	Vincent Brown
2011	Ronnie Hillman
2012	Leon McFadden
2013	Nat Berhe
2014	Donnel Pumphrey
2015	Donnel Pumphrey
2016	Donnel Pumphrey

BYRON H. CHASE MEMORIAL TROPHY

Originally presented to the outstanding offensive and defensive linemen in memory of Byron H. Chase '50. From 1994 to 2001, the award was expanded to include six positions. Currently, the award is presented to the outstanding offensive and defensive players.

Yr.	Player, Position
CCAA (1939-67)	
1952	Bill Vincent
1953	Frank Acosta
	Ed Johns
1954	Ed Johns
1955	Jay Gutowski
1956	Jay Gutowski
1957	Braxton Pinkins
1958	Dennis Magee
1959	Leroy Dotson
1960	Bob Moss
1961	David Lay
1962	David Lay
1963	John Farris
1964	John Farris
1965	Ralph Wenzel
1966	Leo Carroll
1967	Steve Duich
1968	Larry Findley, off.
	Fred Dryer, def.
PCAA (1969-75)	
1969	Bill Pierson, off.
	Bill Van Leeuwen, def.
1970	Henry Allison, off.
	Leon Van Gorkum, def.
1971	Steve Henson, off.
	Ty Youngs, def.
1972	Chris Miller, off.
	Randy Bixler, def.
1973	Claudia Minor, off.
	Rich Ash, def.
1974	Tony Bachmann, off.
	Bobby Henderson, def.
1975	Charlie Wortiska, off.
	Reggie Lewis, def.
1976	Ed Imo, def.
	Mike Solari, off.
	Dave Johnston, off.
1977	Scott Bradley, off.
	Ed Imo, def.
WAC (1978-98)	
1978	Pete Inge, off.
	Kent Perkov, def.
1979	Pete Inge, off.
	Randy Mastin, def.
1980	Ulima Afoa, off.
	Jim Wilks, def.
1981	Matt Long, off.
	Mike Vance, def.
1982	Greg Foster, off.
	Doug Reed, def.
1983	Matt Long, off.
	Jeff Miller, def.
1984	Rich Moran, off.
	Mike Stevens, def.
1985	Doug Aronson, off.
	Todd Richards, def.
1986	Doug Aronson, off.
	Levi Esene, def.
1987	Dave DesRochers, off.
	Brett Faryniarz, def.
1988	Kevin Wells, off.
	Brad Burton, def.
1989	Roman Fortin, off.
	Milt Wilson, def.

1990	Nick Subis, off.
	Pio Sagapolutele, def.
1991	Kevin Macon, off.
	Eric Duncan, def.
1992	Tony Nichols, off.
	Jamal Duff, def.
	La'Roi Glover, def.
1993	Carlson Leomiti, off.
	La'Roi Glover, def.
1994	Chris Finch, OG
	Wayne Pittman, RB
	Curtis Shearer, WR
	Scott Blade, LB
	Ricky Parker, DB
1995	Chris Finch, OG
	La'Roi Glover, DT
	George Jones, RB
	Will Blackwell, WR
	Craigus Thompson, LB
	Ricky Parker, DB
1996	Kyle Turley, OT
	Adrian Ioja, DE
	George Jones, RB
	Will Blackwell, WR
	Craigus Thompson, LB
	Jason Moore, DB
1997	Kyle Turley, OT
	Jonas Lewis, RB
	Az Hakim, WR
	Kabeer Gbaja-Biamila, DE
	Rico Curtis, SS
1998	Andy Osborne, LB
	Mike Malano, C
	Jonas Lewis, RB
	Damon Gourdine, WR
	Kabeer Gbaja-Biamila, DE
	Joseph Tuipala, LB
	Rico Curtis, FS
MW (1999-)	
1999	Mike Malano, C
	Larry Ned, RB
	Damon Gourdine, WR
	Kabeer Gbaja-Biamila, DE
	Jerome Haywood, DT
	Joey Mayo, LB
	Rico Curtis, DB
2000	David Moreno, OL
	Jerome Haywood, DT
	James Truvillion, RB
	J.R. Tolver, WR
	Jomar Butler, LB
	Ricky Sharpe, DB
2001	Chester Pitts, OL
	Jerome Haywood, DL
	Larry Ned, RB
	J.R. Tolver, WR
	Jomar Butler, LB
	Will Demps, DB
2002	Johnathan Ingram, C
2003	Lynell Hamilton, RB
	Matt McCoy, LB
2004	Jeff Webb, WR
	Heath Farwell, LB
2005	Jeff Webb, WR
	Kurt Kahui, DL
2006	Atiyyah Henderson, RB
	Brett Sturm, S
2007	Kevin O'Connell, QB
	Ray Bass, S
2008	Ryan Lindley, QB
	Corey Boudreaux, S
2009	Ryan Lindley, QB
	DeMarco Sampson, WR
	Jerry Milling, LB
	Luke Laolagi, LB

2010	Ryan Lindley, QB
	DeMarco Sampson, WR
	Ernie Lawson, DL
	Miles Burris, LB
2011	Ryan Lindley, QB
	Miles Burris, LB
2012	Adam Muema, RB
	Jake Fely, LB
2013	Quinn Kaehler, QB
	Ezell Ruffin, WR
	Nat Berhe, DB
2014	Donnel Pumphrey, RB
	Calvin Munson, LB
2015	Donnel Pumphrey, RB
	Damontae Kazee, DB
	Calvin Munson, LB
2016	Donnel Pumphrey, RB
	Damontae Kazee, DB

DR. R. HARDY/ C.E. PETERSON MEMORIAL TROPHY

Presented annually to honor team captains. Perpetual trophy donated by Ken Johnson, 1928.

Yr.	Player, Position
CCAA (1939-67)	
1966	Don Horn, off.
	John Wittler, def.
1967	Haven Moses, off.
	Cliff Hancock, def.
1968	Dennis Shaw, off.
	Mike Meagher, def.
PCAA (1969-75)	
1969	Dennis Shaw, off.
	Tim Burnett, def.
1970	Tim Delaney, off.
	Leon Van Gorkum, def.
1971	Brian Sipe, off.
	Willie Buchanon, def.
1972	Bill Donckers, off.
	Bill Ferguson, def.
1973	Jesse Freitas, off.
	Joe Amaral, def.
1974	Bill Kramer, off.
	Bobby Henderson, def.
1975	Monty Reed, off.
	Ed Kertel, def.
1976	Tom Craft, off.
	Travis Hitt, def.
1977	Joe Davis, off.
	Whip Walton, def.
WAC (1978-98)	
1978	Don Warren, off.
	Steve Jorde, def.
1979	Pete Inge, off.
1980	Ulima Afoa, off.
	Rick Carusa, def.
1981	Matt Kofler, off.
	Vernon Dean, def.
1982	Matt Long, off.
	Mike Fox, def.
1983	Matt Long, off.
	Thomas Carter, def.
1984	Rich Moran, off.
	Herb Brohn, def.
1985	Casey Brown, off.
	Dan Knight, off.
	Mike Stevens, def.
	LeRoy Wardell, def.
1986	Levi Esene, def.
	Doug Aronson, def.
	Corey Gilmore, off.
1987	Todd Santos, off.

Team Awards



SEVEN STRAIGHT BOWL GAME APPEARANCES ► 21 CONFERENCE CHAMPIONSHIPS

1988	Brett Faryniarz, def. Reggie Blaylock, off. Clarence Nunn, def. Alfred Jackson, off. Kevin Wells, off. Mario Mitchell, def.
1989	Monty Gilbreath, off. John Wesselman, def.
1990	Keith Owens, spec. teams Dan McGwire, off. Lou Foster, def.
1991	Andy Trakas, spec. teams Jim Jennings, off. Lou Foster, def. Zac Stokes, spec. teams
1992	David Lowery, off. Tracey Mao, def. Andy Trakas, spec. teams
1993	Carlson Leomiti, off. Darrell Lewis, def.
1994	Wayne Pittman, off. Chris Finch, off. Scott Blade, def. La'Roi Glover, def.
1995	Chris Finch, off. La'Roi Glover, def. Ricky Parker, def.
1996	Billy Blanton, off. Adrian Ioja, def. Craigus Thompson, def. Freddie Edwards, spec. teams
1997	Kyle Turley, off. Andy Osborne, def. Julius McChristian, def.
1998	Brian Russell, off. Joe Jackson, def. Joseph Tuipala, def. Mike Duran, spec. teams Mac Cleary, spec. teams
MW (1999-)	
1999	Mike Malano, off. Larry Ned, off. Rico Curtis, def. Scottie Nicholson, def. Sheldon Pope, spec. teams
2000	Lon Sheriff, off. J.R. Tolver, off. Brian Russell, def. Jerome Haywood, def. Ricky Sharpe, spec. teams
2001	Larry Ned, off. Jerome Haywood, def. Will Demps, def. Josh Dean, special teams
2002	J.R. Tolver, off. Akbar Gbaja-Biamila, def.
2003	Adam Hall, off. Jeff Shoate, def.
2004	Kevin O'Connell, off. Kirk Morrison, def. Stephen Larsen, spec. teams
2005	Kevin O'Connell, off. Freddy Keiaho, def.
2006	Kevin O'Connell, off. Lynell Hamilton, off. Reggie Grigsby, def. Joe Martin, def.
2007	Kevin O'Connell, off. Mike Kravetz, off. Chaz Schilens, off. Russell Allen, def. Ray Bass, def. Nick Osborn, def.
2008	Darren Mougey, off. Mike Schmidt, off. Corey Boudreaux, def.

2009	Russell Allen, def. Siaosi Fifita, def. Tony DeMartinis, off. Jerry Milling, def.
2010	Doug Deakin, off. Ernie Lawson, def. Andrew Preston, def.
2011	J.J. Autele, def. Miles Burris, def. Ryan Lindley, off.
2012	Walter Kazee, off. Leon McFadden, def. Dominique Sandifer, off.
2013	Nat Berhe, def. Colin Lockett, off. Bryce Quigley, off.
2014	Sam Meredith, def. Terry Poole, off. Ezell Ruffin, off. J.J. Whittaker, def.
2015	Jake Fely, def. Dakota Gordon, off. Pearce Slater, off. J.J. Whittaker, def.
2016	Alex Barrett, def. Damontae Kazee, def. Calvin Munson, def. Donnel Pumphrey, off. Nico Siragusa, def.

PRESIDENT'S AWARD

Presented to the player who has achieved the highest standards of athletic and academic excellence.

Yr. Player, Class

WAC (1978-98)

1986	Chris Kilby
1987	Chuck Nixon
1988	Roman Fortin
1989	Brad Burton
1990	Derek Sang
1991	Damon Pieri
1992	Darrell Lewis Damon Pieri
1993	Peter Holt
1994	Ray Peterson
1995	Daryl Hawkins
1996	Peter Holt
1997	Miles Fates
1998	Scott Auerbach

MW (1999-)

1999	Sheldon Pope
2000	Brian Russell
2001	Lon Sheriff Sikot Uipi, most imp. Brook Miller, most imp.
2002	Lon Sheriff
2003	James Finkle, So. Adam Gray-Hayward, Jr. Reggie Grigsby, most imp. Adam Hall, Sr. Kwan Howard, R-Fr. Patrick Justman, Fr.
2004	Matt Callahan, Fr. Derrick Durbin, most imp. Patrick Justman, So. Kirk Morrison, Sr. Shane Russell, Jr.
2005	Matt Callahan, So. Kwan Howard, most imp. Patrick Justman, Jr. Adam Miller, Sr. Josh Ulibarri, Fr.
2006	Matt Callahan, Jr. Scotty James, Jr. Patrick Justman, Sr. Mike Kravetz, most imp.

2007	Nick Sandford, Fr. Josh Ulibarri, So. Ted Edwards, Sr. Matthew Kawulok, So. Chaz Schilens, most imp. Michael Stewart, Jr. B.J. Williams, Fr.
2008	Russell Allen, Sr. Miles Burris, Fr. Doug Deakin, So. Bryan Finkel, Jr. Matthew Kawulok, Sr.
2009	Logan Ketchum, Jr.
2010	Miles Burris, Sr.
2011	D.J. Shields, Sr.
2012	Bryce Quigley, Sr.
2013	Jeff Overbaugh, Jr.
2014	Pierre Romain, Sr.
2015	Daniel Brunskill, Sr.
2016	Arthur Flores, Sr.

MOST INSPIRATIONAL PLAYER

Yr. Player

PCAA (1969-75)

1961	David Stenson
1962	Warren Simmons
1963	Joe Gibbs
1964	John Goddon
1965	Ken Madison
1966	Jon Wittler
1967	Cliff Hancock
1968	Mike Meagher
1969	Tim Delaney
1970	Tim Delaney Terry Mendenhall
1971	Ty Youngs
1972	Bill Ferguson
1973	Darold Nogle
1974	Rance Olson
1975	Bob Johnson
1976	Herman Edwards
1977	Ed Imo

WAC (1978-98)

1978	Dave Katzenmeyer
1979	Terrell Ward
1980	Kevin Mitchell
1981	Jerome Franey
1982	Alan Dale
1983	Thomas Carter
1984	Mike Waters
1985	Jack Eaton
1986	Mike Ariey
1987	Reggie Blaylock
1988	Monty Gilbreath
1989	Joe Santos
1990	Lou Foster
1991	Lou Foster
1992	Tracey Mao
1993	Wayne Pittman
1994	Ray Peterson
1995	Ricky Parker
1996	Craigus Thompson
1997	Julius McChristian
1998	Joe Jackson Scottie Nicholson

MW (1999-)

1999	Scottie Nicholson
2000	Jerome Haywood
2001	Jerome Haywood
2002	Johnathan Ingram
2003	Jeff Shoate
2004	Robert Ortiz Marviel Underwood
2005	Kurt Kahui
2006	Robert Miller
2007	Ernie Lawson

Team Awards



SEVEN STRAIGHT BOWL GAME APPEARANCES ► 21 CONFERENCE CHAMPIONSHIPS

2008	Eric Miclot
2009	Davion Mauldin
2010	Doug Deakin
2011	J.J. Autele
2012	Walter Kazee
2013	Chad Young
2014	Jake Fely
2015	Jake Fely
	J.J. Whittaker
2016	Calvin Munson

PREP PLAYER AWARD

Awarded by the Mesa Distributing Co., Inc., to the top scout-team players.

Yr. Player, Position

WAC (1978-98)

1982	Mark Grey, off.
	James Johnson, def.
1983	Dan Knight, off.
	Todd Richards, def.
1984	Maurice Sowell, off.
	Stuart Busbee, def.
1985	Ron Hawkins, off.
	Dave DesRochers, def.
1986	John Moomaw, off.
	Brett Branco, def.
1987	Jim Miele, off.
	Frank Pulice, def.
1988	Larry Maxey, off.
	Eric Nelson, def.
1989	Bob Shults, off.
	George Glaze, def.
	Chris Rodahoffer, def.
1990	Beveren Means, off.
	Tyrone Morrison, def.
1991	Ray Peterson, off.
	Shawn Smith, def.
1992	Marlon Manassa, off.
	Michael Driver, def.
1993	Will Blackwell, off.
	Avo Avetisyan, def.
1994	Tyrone Evans, off.
	Joseph Tuipala, def.
1995	Andrew Kline, off.
	Kabeer Gbaja-Biamila, def.
1996	Lamont Webb, off.
	M.J. Rzeznik, def.
1997	Mac Cleary, def.
	Greg Morena, off.
	Akbar Gbaja-Biamila, def.
1998	Daniel Gourdine, off.
	M.J. Rzeznik, def.

MW (1999-)

1999	Jon Geisler, off.
	DeAngelo Nedd, def.
	Beau Trickey, def.
2000	Adam Hall, off.
	Kirk Morrison, def.
	Jason Perry, def.
2001	Jasper Harvey, off.
	Robert Ortiz, off.
	Heath Farwell, def.
2002	Joe Martin, def.
	Brett Sturm, off.
	Jason Van, off.
2003	Darron Howard, off.
	Chaz Schilens, off.
	Antwan Applewhite, def.
2004	Darren Mougey, off.
	Emil Metroka, def.
2005	Tyler Campbell, off.
	Avery Williams, def.
2006	Davon Brown, off.
	Andrew Preston, def.
2007	John Rivera, off.
	DeMarco Sampson, off.

	Miles Burris, def.
2008	Josh Ulibarri, off.
	Demetrius Barksdale, def.
2009	Robert Gregorio, off.
	Eron Moses, def.
	Jacob Driver, special teams
2010	Adam Dingwell, off.
	Everett Beed, def.
	Jacob Driver, special teams
2011	Chase Price, off.
	Chris Gordert, def.
2012	Daniel Brunskill, off.
	Kendrick Mathis, off.
	Lloyd Mills, off.
	Kevin Campano, def.
	Kenny Galea'i, def.
	Nick Rudolph, special teams
2013	Kene Anigbogdu, off.
	Chase Favreau, off.
	D.J. Hunter, def.
	Fred Melifonwu, def.
	Kalan Montgomery, special teams
2014	Kevin Campano, off.
	Andrew Schuurs, off.
	Joe Salcedo, def.
	Noble Hall, def.
2015	Ryan Agnew, off.
	Kyahva Tezino, def.
	Jeff Clay, special teams
2016	Elijah Preston, off.
	Dru Mathis, def.
	Brandon Fitzpatrick, special teams

MOST VALUABLE SPECIAL TEAMS PLAYER

Perpetual trophy donated by Richard L. Wagner.

Yr. Player

PCAA (1969-75)

1976	Terry Donovan
1977	Lew Chumich

WAC (1978-98)

1978	Steve Duncan
1979	Al Fanchin
1980	Al Fanchin
	Mike Jezulin
1981	Mike Jezulin
1982	Steve Bullington
	Marco Morales
1983	Tracy Thompson
1984	Tracy Thompson
1985	Chris O'Brien
1986	Monty Gilbreath
1987	Wayne Ross
1988	John Wesselman
1989	John Wesselman
1990	Andy Trakas
1991	Zac Stokes
1992	Andy Trakas
1993	Curt Collins
1994	Ken Overby
1995	Freddie Edwards
1996	Freddie Edwards
	Noel Prefontaine
1997	Rico Curtis
1998	Mac Cleary
	Mike Duran

MW (1999-)

1999	James Truvillion
2000	Garret Pavelko
2001	Brian Simnjanovski
2002	Brian Simnjanovski
2003	J.C. Mejia
2004	Kyle Conerly
2005	Michael Hughes
2006	Tyler Schmitt

2007	Tyler Schmitt
2008	Tyler Campbell
2010	Brian Stahovich
2011	Chad Young
2012	Scott Graves
2013	Tim Vizzi
2014	Donny Hageman
2015	Rashaad Penny
2016	Rashaad Penny
	Quest Truxton

OUTSTANDING FRESHMAN AWARD

Yr. Player

MW (1999-)

2009	Nik Embernate
2010	Ronnie Hillman
2011	Jake Fely
2012	Seamus McMorrow
2013	Donnel Pumphrey
2014	Trey Lomax
2015	Parker Baldwin
2016	Parker Houston
	Juwan Washington

OFFENSIVE LINEMAN OF THE YEAR

Yr. Player

MW (1999-)

2011	Tommie Draheim
2012	Nik Embernate
2013	Bryce Quigley
2014	Terry Poole
2015	Pearce Slater
2016	Daniel Brunskill

DEFENSIVE LINEMAN OF THE YEAR

Yr. Player

MW (1999-)

2011	Jerome Long
2012	Sam Meredith
2013	Jordan Thomas
2014	Alex Barrett
2015	Alex Barrett
2016	Alex Barrett

MOST IMPROVED PLAYER

Yr. Player, Position

WAC (1978-98)

1983	Richard Brown
1984	Dan Gaston
1985	Vince Warren
1986	Duane Pettitt
1987	Mike Knutson
1988	Samida Tuiaana
1989	Jim Jennings
1990	Kevin Macon
1991	Sebastian Glaze
1992	Mark Roberts
1993	Doug Tom
1994	Billy Blanton
1995	Kyle Turley
1996	Obafemi Ayanbadejo
	Jason Moore
1997	Rico Curtis
	Jesus Reyes
1998	Rick Austin
	Darryl Jones

MW (1999-2008)

1999	Ted Printy
------	------------

Team Awards



SEVEN STRAIGHT BOWL GAME APPEARANCES ► 21 CONFERENCE CHAMPIONSHIPS

2000	Antwone Young Brendan Darby, off. Andrew Brigham, def. Brian Simnjanovski, special teams
2001	Johnathan Ingram, off. Kirk Morrison, def. Garret Pavelko, def. Justin Green, special teams Jason Perry, special teams
2002	Amon Arnold
2003	Mike Kracalik, off. Brook Miller, def.
2004	Brandon Bornes, off. Blake Lobel, def. Chaz Schilens
2005	Ornan Nwansi
2006	Mike Kravetz, off.
2007	Corey Boudreaux, def. Roberto Wallace, off. B.J. Williams, def.
2008	Lance Louis, off. Jerry Milling, def.

IRON MAN SPECIAL TEAMS AWARD

Yr.	Player
MW (1999-2008)	
2004	Heath Farwell
2005	Eric Hodge
2006	Freddy Dunkle Nick Sanford
2007	Tyler Campbell
2008	Dey Juan Hemmings

ACADEMIC INITIATIVE AWARD

Yr.	Player
MW (1999-2008)	
2003	Michael Franklin
2004	Reggie Grigsby
2005	Fale Poumele
2006	Andrew Schantz
2007	Mike Kravetz
2008	Lance Louis Jerry Milling

COACHES AWARD

Yr.	Player, Position
MW (2004-08)	
2004	Josh Dean, def. Mike Kracalik, off. Marcus Demps, def. Michael Franklin, off. Robert Ortiz, off.
2006	Jonathan Bailes, def. Patrick Justman, off. Terrell Maze, def. Emil Metroka, def. Fred Amano, off.
2007	Lynell Hamilton, off. Steve Schmidt, off. Ornan Nwansi, def. Gerard Armstrong, def. T.J. McKay, def. Darren Mougey, off. Mike Schmidt, off. Justin Shaw, off.

All-Star Game Appearances

All-American Bowl*

1990 Nick Subis

American Bowl*

1970 Bill Pierson
Dennis Shaw
1972 Brian Sipe (MVP)
1974 Jesse Freitas

Blue-Gray Game*

1973 Jesse Freitas
1974 Monte Jackson
1975 Craig Penrose
1978 Henry Williams
1981 Vernon Dean
Matt Kofler
1988 Kevin Wells
1990 Dennis Arey
Nick Subis
1996 Peter Holt
Nathaniel Jacquet
Noel Prefontaine
1998 Taj Johnson

Casino Del Sol All-Star Game*

2011 Jerome Long

Coaches All-America Game*

1966 Gary Garrison
1968 Haven Moses
1970 Bill Pierson
Dennis Shaw
1972 Willie Buchanan
Tom Reynolds
1973 Isaac Curtis
Bill Ferguson
1974 Jesse Freitas
Claudie Minor

College All-Star Game*

1966 Gary Garrison
1967 Leo Carroll
Bob Jones
1968 Haven Moses
1969 Fred Dryer
1970 Dennis Shaw
1971 Henry Allison
1972 Willie Buchanan
1973 Isaac Curtis
1974 Jesse Freitas
1975 Craig Penrose

East-West Shrine Game

1965 Gary Garrison
1966 Don Horn
1967 Leo Carroll
Haven Moses
1968 Fred Dryer
1969 Bill Pierson
Dennis Shaw (MVP)
1971 Willie Buchanan (MVP)
Tom Reynolds
Brian Sipe
1972 Isaac Curtis
Bill Ferguson
1974 Monte Jackson
1975 Mike Gilbert
Craig Penrose
1977 Terry Jackson
David Turner

1978 Whip Walton
Don Warren
Henry Williams

1981 Vernon Dean
Matt Kofler
Matt Long
1983 Tory Nixon
1984 Webster Slaughter
1985 Doug Aronson
1986 Robert Awalt

1990 Dennis Arey
Dan McGwire
1995 Jamal Duff
1996 La'Roi Glover
1997 Ricky Parker
1998 Az Hakim

Kyle Turley
1999 Kabeer Gbaja-Biamila
Mike Malano

2001 Akbar Gbaja-Biamila
2002 Akbar Gbaja-Biamila
J.R. Tolver

2006 Jasper Harvey
Jeff Webb

2008 Kevin O'Connell
Will Robinson

2010 Vincent Brown
2014 Terry Poole
Ezell Ruffin

2016 Calvin Munson

Florida Citrus Gridiron Classic*

1999 Andrew Kline

Hula Bowl*

1969 Fred Dryer
1974 Dwight McDonald
1977 David Turner (MVP)
1979 Kevin Fidel
1983 Jim Sandusky (MVP)
1986 Levi Esene
1987 Dave DesRochers
Todd Santos
1990 Pio Sagapolutele
1991 Patrick Rowe
1996 Chris Finch
1997 Ricky Parker
1998 Jason Moore
1999 Joseph Tuipala
2000 Rico Curtis
Mike Malano
2001 Larry Ned
2003 Kassim Osgood (MVP)
Ricky Sharpe
2004 Brendan Darby
2006 Marcus Demps
2007 Joe Martin
2008 Kevin O'Connell
Nick Osborn
Will Robinson

Japan Bowl*

1976 Herman Edwards
1977 David Turner
1981 Vernon Dean
Matt Kofler
1983 Matt Long
Jim Sandusky
1984 Mike Waters
1985 Vince Warren

1987 Reggie Blaylock
Clarence Nunn
Todd Santos (MVP)
1992 Tony Nichols
Damon Pieri

Las Vegas All-American Classic*

2005 Josh Dean
Heath Farwell
Mike Kracalik
Marviel Underwood
Coach Fred Bleil
2006 Jasper Harvey
Freddy Keiaho
2007 Terrell Maze^

Medal Of Honor Bowl

2013 Colin Lockett

NFLPA Collegiate Bowl

2015 Darrell Greene
Pearce Slater
2016 Daniel Brunskill

Paradise Bowl*

2001 Jerome Haywood
Derrick Lewis
Gray McNeill
Greg Taylor
2002 Jared Ritter

Senior Bowl

1966 Gary Garrison
1968 Haven Moses
1970 Bill Pierson
Dennis Shaw
1972 Willie Buchanan
Tom Reynolds
1974 Monte Jackson
1975 Duke Ferguson
Craig Penrose (MVP)
1978 Henry Williams
1984 Tory Nixon
1986 Robert Awalt
Steve Lauter
1989 Roman Fortin
1990 Dan McGwire
1991 Patrick Rowe
1997 George Jones
1998 Az Hakim
Ephraim Salaam
Kyle Turley
1999 Kabeer Gbaja-Biamila
2001 Chester Pitts
2005 Kirk Morrison
2010 Vincent Brown
2011 Ryan Lindley
2012 Leon McFadden
2015 Jeff Overbaugh
2016 Damontae Kazee
Donnel Pumphrey
Nico Siragusa

Shriners Potato Bowl*

1967 Steve Duich

* - Game no longer played.

^ - 2006 game was canceled.



AZTECS In The NFL Draft

San Diego State has a storied history of sending its student-athletes to the National Football League. Over the years, the Aztecs have had 157 players selected in the NFL Draft, which leads the Mountain West. Of that total, 55 have been picked within the first 100 selections.



Safety **Nat Berhe** (above) was a sixth-round selection by the New York Giants in 2014.



Running back **Ronnie Hillman** (above) was taken in the third round with the 67th pick overall in the 2012 NFL Draft by the Denver Broncos. Hillman was a key contributor to Denver's Super Bowl championship season in 2015, rushing for a career-high 863 yards and seven touchdowns.



Guard **Nico Siragusa** (left), was chosen in the fourth round at 122nd overall by the Baltimore Ravens, while his former teammate, running back **Donnel Pumphrey** (above), was selected in the fourth round as the 132nd overall pick of the 2017 NFL Draft by the Philadelphia Eagles.

Aztecs In First 100 NFL Picks

Ranked By Selection -- 55 top-100 selections

Year	Name, Team	Pos.	Rd.	Pick
1994	Marshall Faulk, Indianapolis Colts	RB	1	2
1998	Kyle Turley, New Orleans Saints	T	1	7
1972	Willie Buchanon, Green Bay Packers	DB	1	7
1968	Haven Moses, Buffalo Bills	WR	1	9
1969	Fred Dryer, New York Giants	DE	1	13
1973	Isaac Curtis, Cincinnati Bengals	WR	1	15
1991	Dan McGwire, Seattle Seahawks	QB	1	16
1967	Don Horn, Green Bay Packers	QB	1	25
1975	Monte Jackson, Los Angeles Rams	DB	2	28
1994	Darnay Scott, Cincinnati Bengals	WR	2	30
1970	Dennis Shaw, Buffalo Bills	QB	2	30
1967	Leon Carroll, Atlanta Falcons	DE	2	31
1985	Tory Nixon, Washington Redskins	DB	2	33
1971	Ken Burrow, Atlanta Falcons	WR	2	33
1967	Don Shy, Pittsburgh Steelers	RB	2	35
1967	Bob Jones, Chicago Bears	DB	2	36
1986	Webster Slaughter, Cleveland Browns	WR	2	43
1978	David Turner, Cincinnati Bengals	RB	2	45
1954	Norm Nygaard, Los Angeles Rams	B	4	46
2013	Gavin Escobar, Dallas Cowboys	TE	2	47
1982	Matt Kofler, Buffalo Bills	QB	2	48
1967	Bob Howard, San Diego Chargers	DB	2	48
1982	Vernon Dean, Washington Redskins	DB	2	49
1972	Tom Reynolds, New England Patriots	WR	2	49
1952	Volney Quinlan, Los Angeles Rams	B	4	49
2002	Chester Pitts, Houston Texans	G	2	50
1971	Henry Allison, Philadelphia Eagles	G	2	50
1992	Patrick Rowe, Cleveland Browns	WR	2	52
1997	Will Blackwell, Pittsburgh Steelers	WR	2	53
1978	Ron Smith, Los Angeles Rams	WR	2	53
1983	Clinton Sampson, Denver Broncos	WR	3	60
1987	Robert Awalt, St. Louis Cardinals	TE	3	62
1985	James Johnson, Detroit Lions	LB	3	62
2005	Matt McCoy, Philadelphia Eagles	OLB	2	63
2012	Ronnie Hillman, Denver Broncos	RB	3	67
2013	Leon McFadden, Cleveland Browns	DB	3	68
1974	Claudie Minor, Denver Broncos	T	3	68
1985	Rich Moran, Green Bay Packers	G	3	71
1976	Duke Ferguson, Dallas Cowboys	WR	3	73
1978	Whip Walton, Minnesota Vikings	LB	3	75
1969	Lloyd Edwards, Oakland Raiders	TE	3	75
1965	Gary Garrison, Philadelphia Eagles	WR	6	77
2005	Kirk Morrison, Oakland Raiders	ILB	3	78
1984	Sean McNanie, Buffalo Bills	DE	3	79
1983	Todd Seabaugh, Pittsburgh Steelers	LB	3	79
2011	Vincent Brown, San Diego Chargers	WR	3	82
1972	Martin Imhof, St. Louis Cardinals	DT	4	84
1991	Pio Sagapolutele, Cleveland Browns	DT	4	85
1983	Phil Smith, Baltimore Colts	WR	4	85
1973	Bill Ferguson, New York Jets	LB	4	90
1972	Robert West, Dallas Cowboys	WR	4	90
2008	Kevin O'Connell, New England Patriots	QB	3	94
2006	Freddy Keiaho, Indianapolis Colts	ILB	3	94
1998	Az Hakim, St. Louis Rams	WR	4	96
1986	Dan Knight, Green Bay Packers	T	4	98



Year	Name, Team	Pos.	Rd.	OP
1952	Volney Quinlan, Los Angeles Rams	B	4	49
	Art Preston, Los Angeles Rams	B	21	253
1953	Hugh Latham, San Francisco 49ers	T	17	201
	Paul Held, Detroit Lions	B	19	229
1954	Norm Nygaard, Los Angeles Rams	B	4	46
1955	Bob Newton, San Francisco 49ers	G	17	202
1963	Neal Petties, Baltimore Colts	E	14	187
	Kern Carson, Baltimore Colts	B	17	229
1964	John Farris, Los Angeles Rams	T	11	147
	John Butler, Baltimore Colts	RB	20	274
1965	Gary Garrison, Philadelphia Eagles	WR	6	77
	Jim Allison, San Diego Chargers	FB	12	94
	John Godden, San Diego Chargers	LB	16	126
	Leon Standridge, San Francisco 49ers	E	18	240
1966	Jeff Staggs, San Diego Chargers	LB	3	26
	Ray Schmautz, Oakland Raiders	LB	8	na
	Cliff Kinney, Oakland Raiders	LB	9	80
	Ralph Wenzel, Green Bay Packers	G	11	168
	Larry Martin, Minnesota Vikings	T	13	195
	Houston Ridge, San Diego Chargers	DE	13	117
1967	Don Horn, Green Bay Packers	QB	1	25
	Leo Carroll, Atlanta Falcons	DE	2	31
	Don Shy, Pittsburgh Steelers	RB	2	35
	Bob Jones, Chicago Bears	DB	2	36
	Bob Howard, San Diego Chargers	DB	2	48
	Nate Johns, San Diego Chargers	WR	6	147
	John Williams, Philadelphia Eagles	DB	7	174
	Craig Scoggins, San Diego Chargers	WR	15	381
1968	Haven Moses, Buffalo Bills	WR	1	9
	Steve Duich, Green Bay Packers	T	5	121
	John Beck, New Orleans Saints	DB	12	303
	Ted Washington, Cincinnati Bengals	RB	13	354
1969	Fred Dryer, New York Giants	DE	1	13
	Lloyd Edwards, Oakland Raiders	TE	3	75
	Tom Nettles, Kansas City Chiefs	WR	7	179
	Doug Fisher, Pittsburgh Steelers	LB	12	290
1970	Dennis Shaw, Buffalo Bills	QB	2	30
	Billie Hayes, Cincinnati Bengals	DB	4	104
	Lon Woodard, New Orleans Saints	DE	7	166
	Bill Pierson, New York Jets	C	12	306
1971	Ken Burrow, Atlanta Falcons	WR	2	33
	Henry Allison, Philadelphia Eagles	G	2	50
	Tom Shellabarger, Philadelphia Eagles	T	5	108
	Tom Hayes, Atlanta Falcons	DB	6	137
	Leon Van Gorkum, San Diego Chargers	DE	8	195
	Lindsey James, Atlanta Falcons	RB	16	397
1972	Willie Buchanon, Green Bay Packers	DB	1	7
	Tom Reynolds, New England Patriots	WR	2	49
	Martin Imhof, St. Louis Cardinals	DT	4	84
	Robert West, Dallas Cowboys	WR	4	90
	Bruce Ward, San Diego Chargers	G	6	141
	Brian Sipe, Cleveland Browns	QB	13	330
	Marv Owens, Minnesota Vikings	RB	14	361
1973	Isaac Curtis, Cincinnati Bengals	WR	1	15
	Bill Ferguson, New York Jets	LB	4	90
	Jim Peterson, Los Angeles Rams	DE	6	133
	Joe Lavender, Philadelphia Eagles	DB	12	288
1974	Claudie Minor, Denver Broncos	T	3	68
	Jesse Freitas, San Diego Chargers	QB	6	133

Year	Name, Team	Pos.	Rd.	OP
1975	Monte Jackson, Los Angeles Rams	DB	2	28
1976	Duke Ferguson, Dallas Cowboys	WR	3	73
	Craig Penrose, Denver Broncos	QB	4	107
	Greg Boyd, New England Patriots	DE	6	170
	Mike Gilbert, Philadelphia Eagles	DT	11	300
	Mel Jacobs, Detroit Lions	WR	13	363
	Reggie Lewis, San Francisco 49ers	DE	16	443
1977	Bill Helms, New York Giants	TE	11	284
1978	David Turner, Cincinnati Bengals	RB	2	45
	Ron Smith, Los Angeles Rams	WR	2	53
	Whip Walton, Minnesota Vikings	LB	3	75
	Mike Douglass, Green Bay Packers	LB	5	116
	Terry Jackson, New York Giants	DB	5	120
	Dennis Pearson, Atlanta Falcons	WR	5	125
1979	Don Warren, Washington Redskins	TE	4	103
	Henry Williams, Oakland Raiders	DB	6	156
	Kent Perkov, Cleveland Browns	DE	8	204
1980	Terrell Ward, Philadelphia Eagles	DB	7	188
	Kevin Fidel, Cleveland Browns	C	10	263
1981	Reuben Henderson, Chicago Bears	DB	6	150
	Jim Wilks, New Orleans Saints	DT	12	305
1982	Matt Kofler, Buffalo Bills	QB	2	48
	Vernon Dean, Washington Redskins	DB	2	49
1983	Clinton Sampson, Denver Broncos	WR	3	60
	Todd Seabaugh, Pittsburgh Steelers	LB	3	79
	Phil Smith, Baltimore Colts	WR	4	85
	Doug Reed, Los Angeles Rams	DT	4	111
	Darius Durham, Tampa Bay Buccaneers	WR	10	270
1984	Sean McNanie, Buffalo Bills	DE	3	79
	Mike Saxon, Detroit Lions	P	11	300
1985	Tory Nixon, Washington Redskins	DB	2	33
	James Johnson, Detroit Lions	LB	3	62
	Rich Moran, Green Bay Packers	G	3	71
	Mike Waters, New York Jets	RB	9	235
1986	Webster Slaughter, Cleveland Browns	WR	2	43
	Dan Knight, Green Bay Packers	T	4	98
	Vince Warren, New York Giants	WR	5	130
1987	Robert Awalt, St. Louis Cardinals	TE	3	62
1988	Harold Hicks, Washington Redskins	DB	7	193
	Clarence Nunn, New Orleans Saints	DB	9	246
	Todd Santos, New Orleans Saints	QB	10	274
	Wayne Ross, Washington Redskins	P	12	315
	Dave DesRochers, Seattle Seahawks	T	12	326
1989	Alfred Jackson, Los Angeles Rams	DB	5	135
1990	Roman Fortin, Detroit Lions	C	8	203
	Robert Claiborne, Detroit Lions	WR	12	313
1991	Dan McGwire, Seattle Seahawks	QB	1	16
	Pio Sagapolutele, Cleveland Browns	DT	4	85
	Nick Subis, Denver Broncos	C	6	142
1992	Patrick Rowe, Cleveland Browns	WR	2	52
	Ray Rowe, Washington Redskins	TE	6	168
	Jim Jennings, Kansas City Chiefs	G	8	213
1994	Marshall Faulk, Indianapolis Colts	RB	1	2
	Darnay Scott, Cincinnati Bengals	WR	2	30
	Ramondo Stallings, Cincinnati Bengals	DE	7	195

Year	Name, Team	Pos.	Rd.	OP
1995	Jamal Duff, New York Giants	DE	6	204
1996	La'Roi Glover, Oakland Raiders	DT	5	166
	DeAndre Maxwell, Washington Redskins	WR	7	250
1997	Will Blackwell, Pittsburgh Steelers	WR	2	53
	Nathaniel Jacquet, Indianapolis Colts	WR	5	150
	George Jones, Pittsburgh Steelers	RB	5	154
	Ricky Parker, Chicago Bears	DB	6	201
1998	Kyle Turley, New Orleans Saints	T	1	7
	Az Hakim, St. Louis Rams	WR	4	96
	Ephraim Salaam, Atlanta Falcons	T	7	199
2000	Kabeer Gbaja-Biamila, Green Bay Packers	OLB	5	149
	Andrew Kline, St. Louis Rams	G	7	220
	Mike Malano, Minnesota Vikings	C	7	240
2002	Chester Pitts, Houston Texans	G	2	50
	Larry Ned, Oakland Raiders	RB	6	197
	Mike Houghton, Green Bay Packers	T	6	200
2003	J.R. Tolver, Miami Dolphins	WR	5	169
2004	Jeff Shoate, Denver Broncos	CB	5	152
2005	Matt McCoy, Philadelphia Eagles	OLB	2	63
	Kirk Morrison, Oakland Raiders	ILB	3	78
	Marviel Underwood, Green Bay Packers	FS	4	115
2006	Freddy Keiaho, Indianapolis Colts	ILB	3	94
	Jeff Webb, Kansas City Chiefs	WR	6	190
2008	Kevin O'Connell, New England Patriots	QB	3	94
	Tyler Schmitt, Seattle Seahawks	LS	6	189
	Brett Swain, Green Bay Packers	WR	7	217
	Chaz Schilens, Oakland Raiders	WR	7	226
2009	Lance Louis, Chicago Bears	G	7	246
2011	Vincent Brown, San Diego Chargers	WR	3	82
	DeMarco Sampson, Arizona Cardinals	WR	7	249
2012	Ronnie Hillman, Denver Broncos	RB	3	67
	Miles Burris, Oakland Raiders	LB	4	129
	Ryan Lindley, Arizona Cardinals	QB	6	185
	Jerome Long, Kansas City Chiefs	DL	7	218
2013	Gavin Escobar, Dallas Cowboys	TE	2	47
	Leon McFadden, Cleveland Browns	DB	3	68
	Brice Butler, Oakland Raiders	WR	7	209
2014	Nat Berhe, New York Giants	SS	5	152
	Eric Pinkins, Seattle Seahawks	FS	6	208
2015	Terry Poole, Seattle Seahawks	T	4	130
2016	Nico Siragusa, Baltimore Ravens	G	4	122
	Donnel Pumphrey, Philadelphia Eagles	RB	4	132
	Damontae Kazee, Atlanta Falcons	DB	5	149



Aztecs in the NFL



SEVEN STRAIGHT BOWL GAME APPEARANCES ► 21 CONFERENCE CHAMPIONSHIPS

† - indicates won Super Bowl. ♦ - indicates Pro Bowl selection. Bold indicates player was on NFL roster during the 2016 season.

A

Allen, Russell (LB)	Jacksonville	2009-13
Allison, Henry (OL)	Philadelphia	1971-72
	St. Louis	1975-77
	Denver	1977
Allison, Jim (RB)	San Diego	1965-68
Applewhite, Antwan (DE)	San Diego	2007-10
	Carolina	2011-12
Ariey, Mike (OL)	Green Bay	1989
Aronson, Doug (OL)	Cincinnati	1987-88
Awalt, Rob (TE)	St. Louis/Phoenix	1987-89
	Dallas	1990-91
	Denver	1992
	Buffalo	1993
Ayanbadejo, Obafemi (TE/FB/RB) †	Minnesota	1998-99
	Baltimore	2000-01
	Miami	2003
	Arizona	2004-06

B

Berhe, Nat (S)	N.Y. Giants	2014-16
Blackwell, Will (WR/KR)	Pittsburgh	1997-2001
Bledsoe, Curtis (RB)	Kansas City	1981-82
Boyd, Greg (DE) †	New England	1977-78
	Denver	1980-82
	L.A. Raiders	1984
	San Francisco	1984
Brewer, Aaron (LS) †	Denver	2012-15
	Arizona	2016
Brown, Richard (LB)	L.A. Rams	1987, 89
	San Diego	1990
	Cleveland	1991-92
	Minnesota	1994-96
Brown, Vincent (WR)	San Diego	2011-13
	Oakland	2014
	San Diego	2015
Buchanon, Willie (DB) ♦♦♦	Green Bay	1972-78
	San Diego	1979-82
Burris, Miles (LB)	Oakland	2012-14
Burrow, Ken (WR)	Atlanta	1971-75
Butler, Brice (WR)	Oakland	2013-15
	Dallas	2015-16

C

Carroll, Leo (DE)	Green Bay	1968
	Washington	1969-70
Carson, Kern (RB)	New York Jets	1965
	San Diego	1965
Claiborne, Robert (WR)	San Diego	1992
	Tampa Bay	1993
Croudip, David (DB, CB)	L.A. Rams	1984
	San Diego	1985
	Atlanta	1985, 86-88
Curtis, Isaac (WR) ♦♦♦♦	Cincinnati	1973-84

D

Dahms, Tom (OL)	L.A. Rams	1951-54
	Green Bay	1955
	Chi. Cardinals	1956
	San Francisco	1957
Dean, Vernon (CB) †	Washington	1982-87
	Seattle	1988

Demps, Will (FS)	Baltimore	2002-05
	N.Y. Giants	2006
	Houston	2007-08
Denson, Keith (WR/KR)	N.Y. Jets	1976
Dobbins, Herb (OL)	Philadelphia	1974
Dombrowski, Brandyn (OL)	San Diego	2009-12
Donckers, Bill (QB)	St. Louis	1976-77
Douglass, Mike (LB)	Green Bay	1978-85
	San Diego	1986
Dryer, Fred (DE) ♦	N.Y. Giants	1969-71
	L.A. Rams	1972-81
DuBois, Phil (TE)	Washington	1979-80
Duff, Jamal (DE)	N.Y. Giants	1995
	Washington	1997-98
Duich, Steve (OL)	Atlanta	1968
	Washington	1969

E

Edwards, Herman (CB)	Philadelphia	1977-85
	Atlanta	1986
	L.A. Rams	1986
Edwards, Lloyd (RB)	Oakland	1969
Escobar, Gavin (TE)	Dallas	2013-16

F

Farris, John (OL)	San Diego	1965-66
Farwell, Heath (LB) † ♦	Minnesota	2005-10
	Seattle	2011-14
Faryniarz, Brett (LB/DE)	L.A. Rams	1988-91
	San Francisco	1993
	Houston	1994
	Carolina	1995
Faulk, Marshall (RB) † ♦♦♦♦♦♦	Indianapolis	1994-98
	St. Louis	1999-2005
Ferguson, Duke (WR)	Seattle	1977-79
	Buffalo	1980
Ferguson, Bill (LB)	N.Y. Jets	1973-74
Fisher, Doug (LB)	Pittsburgh	1969-70
Fortin, Roman (OL)	Detroit	1991
	Atlanta	1992-97
	San Diego	1998-2000
Freitas, Jesse (QB)	San Diego	1974-75

G

Garrison, Gary (WR) ♦♦♦♦	San Diego	1966-76
	Houston	1977
Gbaja-Biamila, Akbar (LB)	Oakland	2003-04
	San Diego	2006
	Miami	2007
Gbaja-Biamila, Kabeer (DE) ♦	Green Bay	2000-08
Glover, La'Roi (DL) ♦♦♦♦♦	Oakland	1996
	New Orleans	1997-2001
	Dallas	2002-2005
	St. Louis	2006-08
Greene, Darrell (OL)	Philadelphia	2016
Griffith, Robert (SS/FS/DB) ♦	Minnesota	1994-2001
	Cleveland	2002-04
	Arizona	2005-06

H

Hakim, Az (WR) †	St. Louis	1998-01
	Detroit	2002-04, 06
	New Orleans	2005
Hamilton, Lynell (RB) †	New Orleans	2008-09
Hayes, Billie (DB)	New Orleans	1972
Hayes, Tom (DB)	Atlanta	1971-75
	San Diego	1976

Held, Paul (QB/K)	Pittsburgh	1954
	Green Bay	1955
Henderson, Reuben (CB/DB)	Chicago	1981-82
	San Diego	1983-84
Hillman, Ronnie (RB) †	Denver	2012-15
	San Diego	2016
	Minnesota	2016
Horn, Don (QB) †	Green Bay	1967-70
	Denver	1971-72
	Cleveland	1973
	San Diego	1974
Houghton, Mike (OL)	Buffalo	2002
Howard, Bob (CB)	San Diego	1967-74
	New England	1975-77
	Philadelphia	1978-79

I

Imhof, Martin (DE/DT)	St. Louis	1972
	Washington	1974
	New England	1975
	Denver	1976
Ingram, Johnathan (OL)	Kansas City	2005

J

Jackson, Alfred (DB)	L.A. Rams	1989-90
	Cleveland	1991-92
	Minnesota	1995-96
Jackson, Monte (DB) †	L.A. Rams	1975-77
	Oakland/L.A.	1978-82
	L.A. Rams	1983
Jackson, Terry (CB/DB)	N.Y. Giants	1978-83
	Seattle	1984-85
Jacquet, Nate (WR/PR/KR)	Indianapolis	1997
	Miami	1998-99
	San Diego	2000
	Minnesota	2000-01
Johnson, James (LB)	Detroit	1986
	San Diego	1987
	San Francisco	1987
Jones, Bob (DB/WR)	Chicago	1967-68
Jones, George (RB)	Pittsburgh	1997
	Jacksonville	1998
	Cleveland	1999

K

Keiaho, Freddy (LB) †	Indianapolis	2006-09
Kirk, Randy (LB)	San Diego	1987-88, 91
	Phoenix	1989
	Cleveland	1991
	Cincinnati	1992-93
	Arizona	1994-95
	San Francisco	1996-99
Kofler, Matt (QB)	Buffalo	1982-84
	Indianapolis	1985
Kracalik, Mike (OL)	Baltimore	2006-08

L

Laughton, Jim (TE)	Seattle	1986
Lavender, Joe (DB) † ♦♦	Philadelphia	1973-75
	Washington	1976-82
Lewis, Derrick (WR)	New Orleans	2002-03
	Houston	2006
Lewis, Jonas (RB)	San Francisco	2000-01
Lewis, Reggie (DE)	New Orleans	1982-84

Aztecs in the NFL



SEVEN STRAIGHT BOWL GAME APPEARANCES ► 21 CONFERENCE CHAMPIONSHIPS

Lindley, Ryan (QB)	Arizona	2012-13
	San Diego	2014
	Arizona	2014
	Indianapolis	2015
Long, Jerome (DT)	Kansas City	2012
	Jacksonville	2012
	Dallas	2013
Louis, Lance (OL)	Chicago	2010-2012

M

Martin, Larry (DL) †	San Diego	1966
Martin, Saladin (DB)	N.Y. Jets	1980
	San Francisco	1981
McCoy, Lloyd (OL)	San Diego	1964
McCoy, Matt (LB)	Philadelphia	2005-07
	New Orleans	2007
	Tampa Bay	2008-09
	Seattle	2010-11
McDonald, Dwight (WR)	San Diego	1975-78
McFadden, Leon (CB)	Cleveland	2013
	N.Y. Jets	2014
	San Francisco	2014
	N.Y. Giants	2015
	Dallas	2016
McGwire, Dan (QB)	Seattle	1991-94
	Miami	1995
McNanie, Sean (DE)	Buffalo	1984-87
	Phoenix	1988
	Indianapolis	1990
Mendenhall, Terry (LB)	Oakland	1971-72
Mendez, Mario (WR)	San Diego	1964
Milks, John (LB)	San Diego	1966
Minor, Claudie (OL)	Denver	1974-82
Moran, Rich (OL)	Green Bay	1985-93
Morrison, Kirk (LB)	Oakland	2005-09
	Jacksonville	2010
	Buffalo	2011-12
Moses, Haven (WR) ♦♦	Buffalo	1968-72
	Denver	1972-81

N

Ned, Larry (RB)	Minnesota	2003-04
Nixon, Tory (DB) †	San Francisco	1985-88

O

O'Connell, Kevin (QB)	New England	2008
	N.Y. Jets	2011
Ogas, Dave (LB)	Oakland	1968
	Buffalo	1969
Oliver, Clancy (DB)	Pittsburgh	1969-70
	STL Cardinals	1973
Osgood, Kassim (WR) ♦♦♦	San Diego	2003-09
	Jacksonville	2010-11
	Detroit	2012
	San Francisco	2013-14
Owens, Marv (WR)	STL Cardinals	1973
	N.Y. Jets	1974

P

Parker, Ricky (DB)	Jacksonville	1997
Penrose, Craig (QB)	Denver	1976-79
Pearson, Dennis (WR/KR)	Atlanta	1978-79
Peterson, Jim (LB)	L.A. Rams	1974-75
	Tampa Bay	1976
Petties, Neal (WR)	Balt. Colts	1964-66
Pieri, Damon (DB)	N.Y. Jets	1993
	Carolina	1996-97

Pinkins, Eric (DB)	Seattle	2014-15
	N.Y. Giants	2016
Pitts, Chester (OL)	Houston	2002-09
	Seattle	2010
Poole, Terry (OL)	Seattle	2015-16
	Miami	2016

Q

Quinlan, Volney (Skeets) (WR) ♦	L.A. Rams	1952-56
	Cleveland	1956

R

Raye, Jimmy (WR/KR)	L.A. Rams	1991
Reed, Doug (DT)	L.A. Rams	1984-90
Reynolds, Tom (WR)	New England	1972
	Chicago	1973
Ricardo, Benny (K)	Buffalo	1976
	Detroit	1976, 78-79
	New Orleans	1980-81
	Minnesota	1983
	San Diego	1984
Ridge, Houston (DE/DT)	San Diego	1966-69
Robinson, Will (OT)	Seattle	2008, 2010
	Washington	2009
	New Orleans	2011
	Jacksonville	2011
	New Orleans	2012
Rowe, Patrick (WR)	Cleveland	1993
Rowe, Ray (TE)	Washington	1992-93
Russell, Brian (DB)	Minnesota	2002-04
	Cleveland	2005-06
	Seattle	2007-08
	Jacksonville	2009
	Houston	2009

S

Sagapolutele, Pio (DT/DE)	Cleveland	1991-95
	New England	1996
	New Orleans	1997
Salaam, Ephraim (OT)	Atlanta	1998-2001
	Denver	2002-2003
	Jacksonville	2004-05
	Houston	2006-08
	Detroit	2009
	Houston	2010
Sampson, Clint (WR)	Denver	1983-86
Sampson, DeMarco (WR)	Arizona	2011
Saxon, Mike (P) †	Dallas	1985-92
	New England	1993
	Minnesota	1994-95
Schilens, Chaz (WR)	Oakland	2008-11
	N.Y. Jets	2012
Schmaltz, Ray (LB)	Oakland	1966
Schmitt, Tyler (LS)	Seattle	2008
Scott, Damay (WR)	Cincinnati	1994-99, 01
	Dallas	2002
Seabaugh, Todd (LB)	Pittsburgh	1984
Shaw, Dennis (QB)	Buffalo	1970-73
	St. Louis	1974-75
Shoate, Jeff (DB)	Denver	2004, 07
Shy, Don (RB)	Pittsburgh	1967-68
	New Orleans	1969
	Chicago	1970-72
	STL Cardinals	1973
Sipe, Brian (QB) ♦	Cleveland	1974-83
Slater, Pearce (OL)	Carolina	2016

Slaughter, Webster (WR)	Cleveland	1986-91
	Houston	1992-94
	Kansas City	1995
	N.Y. Jets	1996
	San Diego	1998
Smith, Phil (WR)	Balt./Ind. Colts	1983-84
	Philadelphia	1986
	L.A. Rams	1987
Smith, Ron (WR)	L.A. Rams	1978-79
	San Diego	1980-81
	Philadelphia	1981-83
Spears, Ron (DE)	New England	1982-83
	Green Bay	1983
Staggs, Jeff (LB)	San Diego	1966-71, 74
	St. Louis	1972-73
Stallings, Ramondo (DL)	Cincinnati	1994-97
Subis, Nick (OL)	Denver	1991
Swain, Brett (WR) †	Green Bay	2009-10
	San Francisco	2011

T

Tuipala, Joe (LB)	Jacksonville	2001-02
Turley, Kyle (OL) ♦	New Orleans	1998-2002
	St. Louis	2003
	Kansas City	2006-07
Turner, David (Deacon) (RB/KR)	Cincinnati	1978-80

U

Underwood, Marviel (S)	Green Bay	2005
------------------------	-----------	------

W

Wallace, Roberto (WR)	Miami	2010-11
Walton, Whip (LB)	N.Y. Giants	1980
Warren, Don (TE) †††	Washington	1979-92
Warren, Vince (WR)	N.Y. Giants	1986
Washington, Teddy (RB)	Cincinnati	1968
Watson, Justin (RB) †	STL Rams	1999-2001
Weathers, Carl (LB)	Oakland	1970-71
Webb, Jeff (WR)	Kansas City	2006-08
Wenzel, Ralph (OL)	Pittsburgh	1966-70
	San Diego	1972-73
West, Robert (WR/KR)	Kansas City	1972-73
	San Francisco	1974
Wilks, Jim (DE/DT/NT)	New Orleans	1981-93
Williams, Henry (DB)	Oakland	1979
	San Diego	1983
	L.A. Rams	1983
Wright, Nate (DB)	Atlanta	1969
	St. Louis	1969-70
	Minnesota	1971-80

Y

Young, Antwone (DL/FB)	Minnesota	2000
------------------------	-----------	------

Letterwinners



SEVEN STRAIGHT BOWL GAME APPEARANCES ► 21 CONFERENCE CHAMPIONSHIPS

A

Abras, Taft - 1966-67
 Abdul-Rahim, Aazaar - 1997-98-99
 Ackerson, Tyler - 1987-88
 Acosta, Javier - 1952-53
 Adair, Dick - 1947-48-49
 Adams, Marty - 1983
 Adler, Murray - 1952
 Afoa, Ulima - 1979-80
 Agnew, Ryan - 2016
 Aiken, Fred (Dennis) - 1955-56
 Aken-Moleta, Ikaika - 2008-09
 Alesi, Joel - 2012-13-14
 Alexander, Mike - 1992-93
 Alexander, Jason - 2007
 Algra, Bruce - 1973-74
 Allen, Percy - 1927-29-30
 Allen, Red - 1948
 Allen, Rodney - 1999-00-01-02
 Allen, Russell - 2005-06-07-08
 Allen, Ted - 1922
 Allen, Tony - 1979
 Allison, Henry - 1969-70
 Allison, Jim - 1963-64
 Allred, Phil - 1940
 Almond, Steve - 1979-80-81
 Amano, Frederick - 2006-07
 Amaral, Joe - 1973-74
 Amaral, Justin - 2005-06
 Amend, Ray - 1923
 Andersen, Barry - 1968-69
 Anderson, Archie - 1928
 Anderson, Cal Ray - 1978
 Anderson III, Curtis - 2015-16
 Anderson, Jack - 1938
 Anderson, Jay - 1971-72
 Anderson, Marv - 1985-86
 Anderson, Mike - 1982-83
 Andrews, Marcus - 2010-11-12-13
 Andrews, Marlon - 1989-90
 Andrews, Rob - 2009-10-11-12
 Ange, Jim - 1998-99
 Applegarth, Bill Dean - 1958
 Applewhite, Antwan - 2004-05-06
 Arey, Dennis - 1988-89-90
 Arguello, Tim - 1979
 Arie, Mike - 1983-84-85-86
 Armstrong, Gerard - 2005-06-07-08
 Arnett, Kendall - 1932
 Arnold, Amon - 1999-00-01-02
 Aronson, Art - 1986
 Aronson, Doug - 1983-84-85-86
 Rosemena, Eder - 2006
 Arriaran, Jim - 1981
 Asbury, Jason - 1997-98-99-00
 Ash, Rick - 1972-73
 Ashley, Richard - 1997
 Ashley, William - 1950
 Atteberry, Jeff - 1970
 Auerbach, Scott - 1996-97-98
 Ault, Don - 1927-28-29
 Austin, Rick - 1998
 Autele, J.J. - 2009-10-11
 Avetisyan, Avo - 1994-95
 Avey, Howard - 1927
 Avey, Paul - 1927-29-30
 Avii, Tuffy - 1971-72
 Awalt, Robert - 1985-86
 Ayala, Simon - 2008
 Ayanbadejo, Obafemi - 1995-96

B

Babiash, Derek - 2015-16
 Bachmann, Tony - 1972-73-74
 Baecht, Herman - 1937
 Bailes, Jonathan - 2003-04-05-06
 Bailey, Bill - 1931-32-33
 Bailey George - 1938

Baker, Donny - 2003-04-05-06
 Baker, Jeff - 1970
 Baldwin, Damon - 1986-87-88-89
 Baldwin, Parker - 2015-16
 Balistreri, Pete - 1998
 Ball, Orville - 1945
 Ball, Robert - 1958
 Barbier, Matt - 2005
 Bardot, Don - 1947
 Barksdale, Demetrius - 2009-10-11
 Barlow, Harold - 1986
 Barman, Barnard - 1934
 Barnes, David - 1924-25-26
 Barnes, Sam - 1979-80
 Baron II, John - 2016
 Barrick, Scott - 1988
 Barrett, Alex - 2013-14-15-16
 Barteis, Joe - 1976-77
 Bass, Ray - 2006-07
 Bates, Aubra - 1933-34
 Bates, Fred - 1948-49-50
 Bates, Hugh - 1955
 Bawden, Nick - 2014, 2016
 Bean, David - 1958
 Beautrow, Jim - 1981-82
 Beck, John - 1966-67
 Bejarano, Brandon - 1991-92-93-94
 Beckman, Bob - 1941
 Beed, Everett - 2012-13
 Belcher, Kirk - 1985
 Belenzon, Art - 1953
 Bell, Demetrius - 1986
 Bell, Tony - 2012
 Bell, Kipperr - 1979-80
 Belmont, Allen - 1928-29
 Bender, Jeff - 1973
 Bender, Roger - 1979-80-82-83
 Benjamin, Harry - 1968
 Benson, Harry - 1971-72
 Benton, Binky - 1976-77
 Benton, John - 1940
 Berg, Brian - 1999-00
 Berger, Larry - 1945, 47
 Bergeron, Lonny - 1996
 Bergland, John - 1933-34
 Berhe, Nat - 2010-11-12-13
 Bernard, Kenny - 1987
 Bernards, Jake - 2013
 Bienhoff, Wayne - 1964-65
 Bill, Jason - 1989-90
 Bird, Ruben - 1934
 Bishop, Henry Jr. - 1961-62
 Bixler, Randy - 1971-72
 Bixler, Steve - 1972-73
 Black, Paul - 1978
 Blackwell, Burt - 1973-74
 Blackwell, Will - 1994-95-96
 Blade, Scott - 1993-94
 Blain, Tanner - 2015-16
 Blaisdell, Art - 1973-74
 Blake, Roger - 1994-95
 Blanchard, Bob - 1973
 Blanchard, Brett - 1983-84-85-86
 Blanton, Billy - 1994-95-96
 Blaylock, Lance - 1992
 Blaylock, Reggie - 1986-87
 Blecha, James - 1966-67
 Bledsoe, Curtis - 1978
 Bletchen, Jim - 1935
 Blyth, Steve - 1988-89
 Boaz, Jack - 1937
 Boehmke, Russell - 1960-61
 Boesch, Aaron - 2013
 Bogard, Stan - 1999
 Boles, James - 1946-47
 Bonatus, Donald - 1952-53
 Bonatus, Kenneth - 1945
 Bond, Lawrence - 1926
 Bond, Ross - 1921

Booker, Tommy - 1987-88-90
 Bordier, Bud - 1948
 Bornes, Brandon - 2004-05-06-07
 Bosse, Brendon - 1963
 Boudreaux, Corey - 2007-08
 Boyd, Dave - 1971
 Boyd, Greg - 1974-75
 Boyer, Rick - 1980-81
 Boyer, Tim - 1972-73
 Bradley, Scott - 1976-77
 Brandow, Paul - 1975-76
 Brannon, Lee - 1987-88
 Branstetter, Gary - 1963
 Brassey, Dale - 1946
 Breitbard, Bob - 1938-39-40
 Brewer, Aaron - 2008-09-10-11
 Brigham, Andrew - 2000-01
 Brinkley, Steve - 1968-69
 Brinton, Spencer - 1997
 Bristow, Gib - 1941-42
 Brohn, Herb - 1980-82-83-84
 Bronson, Joel - 1984
 Brooks, Mitch - 1984
 Broome, Michael - 1987-88
 Brossard, Dan - 1971
 Brown, Casey - 1982-83-84-85
 Brown, Darrell - 1980-82-83-84
 Brown, Davon - 2007-08-09-10
 Brown, George - 1968-69-70
 Brown, George - 1947
 Brown, Harold - 1946
 Brown, Lloyd - 1924
 Brown, Marv - 1975
 Brown, Mike - 1953-54
 Brown, Ollie - 1973-74-75-76
 Brown, Richard - 1983-84-85-86
 Brown, Robert - 1938-39-40
 Brown, Robert - 1931-32-33
 Brown, Vincent - 2007-08-09-10
 Brunskill, Daniel - 2013-14-15-16
 Bryant, Jess - 1946-47-48
 Bryant, Walter - 1921
 Buchanon, Willie - 1970-71
 Buckin, Al - 1936
 Bullington, Steve - 1982-83
 Bunkley, Mike - 1977
 Burnett, Tim - 1968-69
 Burns, Linden - 1934
 Burns, Mike - 1992-93
 Burris, Miles - 2008-09-10-11
 Burrow, Ken - 1969-70
 Burson, Gene - 1966-67
 Burton, Brad - 1986-87-88-89
 Burton, Kevin - 1998-99
 Burton, Mitch - 1986-87-88-89
 Busbee, Stuart - 1984-85
 Bussey, Luke - 2015
 Bush, Alvin - 1981-82
 Butcher, Warren - 1942
 Butler, Brice - 2012
 Butler, John - 1962-63-64
 Butler, John - 1933-34-35
 Butler, Jomar - 1998-2000-01
 Butler, William - 1945
 Butts, Curtis - 1989-90-91
 Buzbee, Tim - 1972-73
 Byrns, Kenneth - 1938

C

Cabrera, Israel - 2016
 Calhoun, Lawrence - 1991
 Caliste, Hubert - 2001-02-03-04
 Callahan, Matt - 2004-05
 Callan, Murry - 1948-49
 Callies, Gil - 1934
 Cameron, Milton - 1927
 Campano, Kevin - 2014
 Campbell, Tyler - 2006-07-08
 Canizales, Albert - 1956-57

Cannon, Don - 1947
 Cano, Octavio - 1957-58-59
 Carnada, Vincent - 2009
 Carman, Bernard - 1933-35
 Caron, Bobby - 1978
 Carr, Fletcher - 1930-32
 Carr, Jack - 1941
 Carr, Larry - 1928
 Carr, Leslie - 1940
 Carroll, Leo - 1965-66
 Carsey, Mike - 1967-68
 Carson, Kern - 1961-62-63
 Carter, Eugene - 1968-69
 Carter, Scott - 1978-80
 Carter, Thomas - 1982-83
 Carver, Leon - 1941
 Carusa, Rick - 1979-80
 Cassady, Pat - 1972-73
 Cassidy, Lloyd - 1946-47-48-49
 Cassidy, Troy - 2016
 Castellanos, Rudy - 1976-77
 Catsimehas, John - 1945
 Chacon, Larry - 1980
 Chaffin, Randy - 1960-61-62
 Chambers, Wendell - 1966
 Chambliss, Phil - 1977-78
 Champion, George - 1921
 Chandler, Garland - 1972-73
 Chandler, Jim - 1974-75
 Chapman, Robby - 1981
 Chance, Cameron - 1996-97
 Chapman, Christian - 2015-16
 Chase, Byron - 1949-50
 Chavez, Bill - 1969
 Childs, Leandrew - 1996
 Chlumak, Martin - 1998-99
 Cholewa, Tom - 1959
 Chornomud, Dwight - 1994-95
 Chumich, Lew - 1977
 Churchman, Al - 1933-34-35
 Claiborne, Robert - 1987, 1989
 Clancy, Mike - 1976-77
 Clark, Anthony - 1964
 Clark, Avery - 1972-73
 Clark, Larry - 2013-14
 Clark, Mervyn - 1930-31-32
 Clark, Roger - 1963
 Clarke, Zach - 2007-08
 Clay, Jeff - 2016
 Clayton, John - 1996
 Clement, Terry - 1976-77
 Clemmer, Curt - 1941-42
 Clearbrook, Harold - 1924
 Cleary, Mac - 1998-99-00
 Cline, Theron - 1929
 Clyde, Dick - 1973-74
 Cochran, Kenneth - 1958
 Cole, David - 1991
 Coleman, David - 1979
 Coleman, George - 1946-47-48
 Coleman, Mark - 1981
 Collett, Randy - 1975
 Collins, Curt - 1992-93-94
 Collins, Frederick - 2002
 Collins, Mike - 1962-63-64
 Collins, Trent - 1982-83
 Colongi, John - 1971
 Conard, Kevin - 1987
 Conerly, Kyle - 2001-02-03-04
 Conklin, Bob - 1949-50-51
 Connell, George - 1931
 Conner, Don - 1945
 Conyers, Anthony - 1986
 Cooks, Eldridge - 1961-62-63
 Coomes, Todd - 1988-89
 Cooper, David - 1987-88-89-90
 Coover, Charles - 1945
 Copeland, Casey - 1987-88
 Copeland, Don - 1997-98



Copp, Roy - 1969-70
Corbett, Garrett - 2011
Corral, Ed - 1979-80
Corrin, Merle - 1932-33-34
Costello, John - 1968
Cota, Alex - 1974-75
Cotton, Bill - 1958
Coviello, Andy - 1990-91
Cox, Bobby - 1975
Cox, Gordon - 1929-30-31
Cozens, Bob - 1939-40-41
Cozens, Tom - 1937-38-39
Craft, Kevin - 2006
Craft, Tom - 1975-76
Craig, Thomas - 1945
Craighead, Robert - 2012-13-14-15
Craney, Jay - 1971-72
Crawford, Travis - 2007-08
Crews, Charlie - 1976-77
Crosby, Craig - 1992-93-94-95
Crossley, Jim - 1966-67
Crosthwaite, Gil - 1938-39-40
Croudip, Dave - 1981-82
Cruz, Ben - 1951
Cubley, Walter - 1961-62-63
Cumberlander, Christian - 2015
Cummings, Garry - 1952
Curry, Don - 1947
Curtis, Isaac - 1972
Curtis, Rico - 1996-97-98-99

D
Dahms, John - 1945
Dahms, Tom - 1947-48-49
Dale, Alan - 1981-82
Damon, Andy - 1985-86
Daniels, Charles - 1948-49-50
Daniels, Paul - 1967-68
Darby, Brendan - 2000-01-02-03
Darcey, Mike - 1974-75
Darden, Dave - 1973
Dasovich, Percy - 1934
Dave, Al - 1972
Davenport, Ronnie - 2002
Davis, Bill - 1949-50-51
Davis, Brandon - 2008-09-10-11
Davis, Chris - 1984-85
Davis, Devante - 2014
Davis, Dick - 1941-42
Davis, Joe - 1976-77
Davis, Lance - 1995
Davis, Tedd - 1977-78
Dawson, Jack - 1932
Dawson, Reldon (Bing) - 1964-65
Deakin, Doug - 2009-10
Deal, Walter - 1924-25
Dean, Josh - 2001-02-03-04
Dean, Vernon - 1980-81
Deckert, Tom - 1969, 71
DeFelice, Garth - 1975-76
Delaney, Tim - 1968-69-70
Delvaux, Art - 1963-64
DeMartinis, Tony - 2006-07-08
Demp, Marcus - 2002-03-04-05
Demp, Will - 1999-00-01
Dennis, Jim - 1984-85
Denso, Dylan - 2010-11-12-13
Denson, Keith - 1972-73
Derrick, Jim - 1932-33-34
DesRochers, Dave - 1986-87
Diamond, Frank - 1940
Dias, John - 1950
Dickerson, Don - 1956
Dickie, Shawn - 2000-01-02-03
Diebel, Paul - 1971
Dilley, Elden - 1924-25, 30-31
Dilley, Zach - 2012-13
Dillingham, McKinley - 1967-68
Dillon, Hi - 1921

Dillon, Mike - 1930-32
Dimich, Milan - 1960
Dimmick, Jim - 1974
Dingwell, Adam - 2011-12-13
Dion, Jason - 2003
Dirks, John - 1933-34
Dixon, Daishawn - 2016
Dixon, Vollon - 1975-76
Dlugolecki, Matt - 2003-04-05
Dobbins, Herbie - 1972-73
Dodd, Charlie - 1972
Dodds, Verne - 1952-53-54
Doleman, Tom - 1977
Dombrowski, Brandyn - 2004-05-06-07
Donovan, Terry - 1975-76
Donckers, Bill - 1971-72
Donnell, Al - 1940
Dorsey, Dan - 1996-97
Doston, George - 1924-25
Dotson, Leroy - 1958-59-60
Douglass, Mike - 1976-77
Dowd, Bill - 1984-85
Dowd, Jim - 1947-48-49
Dowhower, Rod - 1963-64
Draheim, Tommie - 2009-10-11
Draper, Paul - 1949
Drayton, Kevin - 1988-89
Driscoll, Paul - 1931-32-33
Driver, Michael - 1993-94
Driver, Jacob - 2010-11-12-13
Dryer, Fred - 1967-68
DuBois, Phil - 1977-78
Duckett, Ed - 1960-61
Duff, Jamal - 1991-92-93-94
Duich, John - 1935-37
Duich, Steve - 1966-67
Duke, Alan - 1964-65
Duke, Dennis - 1969
Duke, Joe - 1957-58-59
Duncan, Eric - 1988-89-90-91
Duncan, Steve - 1977-78
Dunkle, Freddy - 2004-05-06-07
Dunlap, Daryl - 2014
Dunn, Brooke - 1975-76
Dunn, Ryan - 2015-16
Duran, Josh - 2006
Duran, Michael - 1996-97-98-99
Durbin, Derrick - 2003-04
Durham, Darius - 1980-81-82
Durland, Charles - 1934-35

E
Early, John - 1954-55-56
Earley, Lyndon - 1986-87-88
Eaton, Jack - 1982-83-84-85
Echenique, Tom - 1972-73
Eckis, Rollin - 1923-24
Edens, Bennis - 1946-47-48
Edwards, Alfred (Gene) - 1953
Edwards, Freddie - 1992, 94-95-96
Edwards, Herman - 1976
Edwards, Kwincy - 2008-09
Edwards, Lloyd - 1967-68
Edwards, Marcus - 2004-05
Edwards, Ted - 2006
Eilerts, Douglas - 1964-65
Elimimian, Jacob - 2002-03-04
Ellis, Craig - 1980
Ellison, Keith - 2002
Ellwood, Rick - 1975
Elmore, Brad - 1998-99
Emanuel, Vince - 1979-80, 82
Embernate, Nik - 2009-10-11-12
Embrey, Robert - 1948-49-50
England, Max - 1923
Engle, George - 1965-66
Engle, Jerry - 1970-71
Engstrand, Tanner - 2004
Enriquez, Henry - 1961

Epps, Bob - 1979-80
Erkenbeck, James - 1949-50-51
Erwin, Larry - 1955
Escalera, Gabriel - 1965-66
Escobar, Gavin - 2010-11-12
Esene, Levi - 1984, 86
Evans, Dallas - 1956-57
Evans, Demario - 1993
Evans, Don - 1986
Evans, Tyrone - 1995-96-97
Ewert, Burton - 1991, 93-94
Eyherabide, Pascal - 1970-71

F
Fackrell, Rey Dee - 1956-57
Fairbrother, Bill - 1981-82
Fanchin, Al - 1978-79-80
Fantroy, Martrell - 2007, 09
Farias, Philip - 1961-62
Farr, Kellen - 2008, 2010
Farris, John - 1962-63-64
Farwell, Heath - 2002-03-04
Faryniarz, Brett - 1984-85-86-87
Fates, Miles - 1995-96-97
Faulk, Marshall - 1991-92-93
Favreau, Chase - 2014-15-16
Feaster, Andrew - 2011-12
Featherstone, John - 1969-70
Feeney, Kevin - 1975-76
Feer, Wes - 2012-13
Fehoko, Whitley - 2006
Feldt, Don - 1948
Felice, Lee - 1969-70
Felice, Lynn - 1968-69
Fely, Jake - 2011-12-13, 2015
Ferguson, Duke - 1975
Ferguson, Nate - 1973-74
Ferguson, Bill - 1971-72
Fernandez, Lawrence - 1963
Fidel, Kevin - 1977-78
Fifita, Siaosi - 2005-06-07-08
Filson, Art - 1947-48
Finan, John - 1945
Finch, Chris - 1992-93-94-95
Findley, Larry - 1965-68
Finkel, Bryan - 2009
Finkle, James - 2005
Fish, Don - 1951-52
Fisher, Doug - 1967-68
Fisher, Thane - 1986, 1989
Fitz, Hollis - 1925-26-27
Fitzpatrick, Harold - 1923
Flaherty, Bernard - 1953-54-55
Fletcher, Ed - 1951-52
Fletcher, Raleigh - 2000-01-02
Fletcher, Rocky - 1971-72
Fletcher, Tom - 1991-92-93-94
Flick, Chad - 1996-97
Flisher, Gary - 1969-70
Flisher, Ron - 1965-66
Flores, Arthur - 2015-16
Flores, Emmett - 1987
Fluegge, Donald - 1995
Fodor, Al - 1947
Fogel, Steve - 1979, 81
Foli, Anthony - 2000-01-02-03
Foote, Herbert - 1946
Foran, Williams - 1945
Ford, Bob - 1937, 39
Ford, Garrett - 1990
Ford, Glen - 1975
Forni, Chris - 2011
Fortin, Roman - 1987-88-89
Foster, Dustan - 1980
Foster, Greg - 1981-82
Foster, Lou - 1990-91
Fox, Guy - 1927-28
Fox, John - 1975-76
Fox, Maurice - 1928

Fox, Mike - 1979-80-81-82
Fragile, Jack - 1974-75
Frame, Joe - 1935-36
Francis, Bob - 1976
Francis, Henry - 1922-23
Frane, Jerome - 1981-82
Franklin, Michael - 2002-03-04-05
Franson, Lou - 1971
Freeman, Tom - 1967-68
Freitag, Ralph - 1949-50
Freitas, Jesse - 1972-73
Frew, Dean - 1984
Frisco, Carl - 1940
Fritz, Monte - 1952-53-54-55
Frost, Jack - 1939-40
Fry, Wayne - 1937
Fudge, Bill - 1974-75

G
Gabaldon, Joe - 1960
Galea, Cody - 2011-12-13-14
Galea, Kenny - 2013-14
Galindo, Joe - 1949-50
Galindo, Frank - 1936-37
Galpin, Harry - 1942
Gamble, Donte - 2000-01
Garcia, Rick - 1960
Garner, Barkham - 1924-25-26-27
Garrett, Dwayne - 2012-13
Garretson, Rick - 1975-76-77-78
Garrison, Diallo - 1996
Garrison, Gary - 1964-65
Gaston, Dan - 1983-84
Gatlin, Charles - 1995-96-97
Gauld, Riley - 2011-12
Gavert, Josh - 2011-12-13-14
Gbaja-Biamila, A. - 1999-00-01-02
Gbaja-Biamila, K. - 1996-97-98-99
Geddies, Terry - 1927-28
Geary, Frank - 1973-74
Gearty, Steve - 1976-77-78
Gelt, Brian - 2000-01
George, Donald - 1957-58-59
George, Matt - 1994
Gibbs, Joe - 1961-62-63
Gibbs, Larry - 2010-11
Gilbert, Mike - 1974-75
Gilbreath, Monty - 1986-87-88-89
Gilliland, George - 1939-40
Gillis, Curtis - 1987
Gillison, Steve - 1984
Gilmore, Corey - 1983-84-85-86
Glistler, Rob - 1981-82
Glass, Max - 1936-37
Glaze, George - 1991-92-93
Glaze, Raymond Jr. - 1957-58
Glaze, Sebastian - 1990-91-92-93
Glenn, Donnie - 1977-78
Glenn, Ricky - 1979
Glover, Darcel - 1994-95
Glover, La'Roi - 1992-93-94-95
Godden, John - 1962-63-64
Goebel, Dave - 1980
Goetchius, Randy - 1977-78
Gomez, Alan - 2006
Gomez, Raul - 2000-01-02
Goodchild, Bill - 1940-41
Goodwin, Daryle - 1957
Gordert, Chris - 2011-12
Gordon, Dakota - 2014-15
Gordon, Japheth - 2012-13
Gordon, Lynn - 1962
Gorham, C.S. - 1921
Gorman, David - 2002
Gourdine, Damon - 1997-98-99
Gourdine, Daniel - 2000
Gradinger, Leo - 1979-80
Graff, Rob - 1986-87-88-89
Graham, Marty - 1996-97

Letterwinners



SEVEN STRAIGHT BOWL GAME APPEARANCES ► 21 CONFERENCE CHAMPIONSHIPS

Grant, Harold - 1931
Graves, Scott - 2012
Gray-Hayward, Adam - 2002-03-04
Green, Justin - 2001
Green, Robert - 1984
Greene, Darrell - 2012-13-14-15
Gregorio, Andy - 2010
Gregorio, Robert - 2011
Gresoro, Max - 1959-60-61
Grider, Buss - 1978
Griffith, Gordon - 1971-72
Griffith, Robert - 1990-91-92
Grigsby, Reggie - 2003-04-05-06
Grimaud, Ronald - 1952
Gross, Morris - 1922-23-24, 26
Guillory, Darius - 2012
Gunther, Kurtis - 2008, 10-11
Gutierrez, Al - 1966
Gutierrez, Tim - 1993-94
Gutowski, Jay - 1953-54-55-56

H
Hageman, Donny - 2014-15
Hailey, Bryan - 1983-84-85-86
Hakim, Az - 1994-95-96-97
Halda, Mark - 1977-79-80
Hall, Adam - 2001-02-03
Hall, Darryl - 1979, 81
Hall, Noble - 2015-16
Halte, Donald - 1961-62-63
Hamilton, Lynell - 2003, 05-06-07
Hammerschmidt, Benn - 1937-38
Hammes, Richard - 1959-60
Hammett, Bill - 1972-73
Hammett, Bill - 1999-00
Hammond, Scott - 1993
Hammons, Jim - 1966
Hanawalt, Jim - 1988-89-90
Hancock, Cliff - 1966-67
Hancock, John - 1921-22-23-24
Hansen, Curtis - 1966-67
Hansen, Harold - 1927-28-29
Hansen, James - 1950
Hansen, Norman - 1959
Hansen, Rick - 1980-81-82
Hanzal, Brian - 1949
Hardaway, Charles - 1989
Hardy, Chris - 1983-84-85-86
Harmon, Buford - 1965-66
Harris, Clarence - 1937
Harris, Fred - 1994
Harris, Herman - 1921
Harris, Merton - 1990-91
Harris, Vaness - 2011-12-13
Harrison, Robbie - 1981
Harvey, Derrick - 1980-82-83
Harvey, Jasper - 2002-03, 05
Harvey, Walt - 1937-38-39
Hastings, Reed - 1936-37
Hatch, Mike - 1996-97
Hathaway, Jones - 1921
Haughn, Dennis - 1972-73
Hawkins, Daryl - 1994-95
Hawley, Dale - 1963-64-65
Hawley, Jack - 1999-00
Hayes, Billie - 1968-69
Hayes, Thomas - 1969-70
Hays, Carl - 1959-60
Haywood, Jerome - 1998-99-00-01
Hazel, Willard - 1953
Hazley, Jemond - 2012, 2014-15
Heather, George - 1999-00
Heaton, Leo - 1946, 48
Heggins, James - 1996-97
Heiborn, Arthur - 1921
Heinz, Joe - 1990-91-92
Held, Paul - 1951-52-53
Held, Spencer - 1921-22
Helms, Bill - 1975-76

Helzer, Daniel - 1964
Hemmings, Dey Juan - 2007-08-09, 11
Hemp, Ralph - 1958
Hemphill, Charles - 1966-67
Henderson, Atiyah - 2006-07-08
Henderson, Bobby - 1973-74
Henderson, Jay - 2014-15-16
Henderson, Reuben - 1978-79-80
Henley, Jack - 1949-50-51
Henley, Sam - 1950
Henry, Danny - 1994-95
Henson, Steve - 1971
Hertsch, Neil - 1982-83
Herrill, Clair (Red) - 1949-50
Hershey, Jay - 1935-36
Hestor, Tom - 1921-22-23, 25
Hewitt, Hunter - 2009, 2012
Hewitt, Paul - 1987-88
Heyward, Christian - 2014-15
Hickman, T.J. - 2013-14
Hicks, Brad - 1982-83-84
Hicks, Harold - 1986
Higashi, Hideo - 1935, 37
Higgins, Clark - 1946
Higgins, Dennis - 1970-71
Higgins, Harry - 1952-53-54
Hight, Fred - 1971-72-73
Hight, Jim - 1966-67
Hildreth, James - 1927-28-29
Hill, Mike - 1977-78
Hill, Theron - 1995
Hillard, Lawrence - 1964-65
Hillman, Ronnie - 2010-11
Hinton, Ken - 1975-76
Hitt, Travis - 1973-74-75-76
Hodge, Eric - 2005
Hoffman, Tom - 1962-63-64
Holder, King - 2011-12-13
Holder, Mikah - 2014-15-16
Holman, Damien - 2002
Holmes, Donny - 1976-77
Holmes, Vonnie - 2007-08
Holt, Peter - 1993-94-95-96
Home, Samson - 1972
Homesly, Bob - 1941
Hons, Cory - 1980
Hooper, Mike - 1984-85-86-87
Horn, Don - 1965-66
Horn, Romeo - 2007-08, 11
Houghton, Mike - 1999-00-01
Houston, Parker - 2016
Howard, Bob - 1965-66
Howard, Kwan - 2003-04-05-06
Howard, Thomas - 1999-00-01
Howell, Kevin - 1981-82
Howell, Lou - 1951
Hoyt, Loris - 1926
Hubbard, Warren - 1956
Huffaker, Charles - 1961
Hufford, Lyle - 1950
Hughes, Everett - 1956-57
Hughes, Jim - 1935
Hughes, Michael - 2004-05-06-07
Hull, James - 1957-58
Hull, Marc - 2004-05-06-07
Hunt, James - 1970-71
Huth, Eric - 1979-80
Hyatt, Mark - 1988

I
Iata, Ryan - 2000-01-03
Iavelli, Carl - 1966
Ibe, Mike - 1990-91
Ikonne, Eric - 2008
Imhof, Martin - 1971
Imo, Ed - 1976-77
Inge, Pete - 1976-77-78-79
Ingram, Johnathan - 1999-00-01-02
Ioja, Adrian - 1993-94-95-96

Iosefa, Trask - 2007-08-09-10
Irvin, Bill - 1939-40

J
Jackson, Alfred - 1985-86-87-88
Jackson, Harold - 1956
Jackson, Joe - 1995-96-97-98
Jackson, Jonas - 1972-73
Jackson, Ken - 1972
Jackson, Monte - 1973-74
Jackson, Terry - 1975-76-77
Jacobs, Ambrous - 1966-67
Jacobs, Mel - 1974-75
Jacquet, Nathaniel - 1995-96
James, Lindsey - 1969-70
James, Scotty - 2006-07
Jantz, Jack - 1952-53
Jeffries, Kipp - 1990-91-92
Jenkins, Dennis - 1966
Jennings, Jim - 1988-89-90-91
Jennings, Marcus - 1978
Jensen, Kris - 1985-86
Jessop, Dave - 1931-32-33
Jessup, John - 1980-82
Jezulin, Mike - 1980-81
Johns, Edward - 1952-53-54
Johns, Nathan - 1965-66
Johnson, Alec - 2010-11-12
Johnson, Bob - 1974-75
Johnson, Buster - 1945
Johnson, Chris - 1990-91-92-93
Johnson, James - 1983-84
Johnson, Ken - 1925, 27-28
Johnson, Mark - 1975
Johnson, Scott - 1996-97-98-99
Johnson, Shane - 2000, 2002
Johnson, Taj - 1996-97
Johnson, Tim - 1977-78
Johnston, Dave - 1976
Jones, Darius - 2008
Jones, Darryl - 1997-98
Jones, George - 1995-96
Jones, Harry - 1931-32
Jones, Harry - 1959
Jones, Jason - 1995-96
Jones, Leonard - 1992-93-94
Jones, Robert - 1965-66
Jones, Steve - 1976
Jones, Tom - 1967
Jordan, Karl - 1957
Jordan, LaDrue - 1969
Jordan, Steve - 1970-71
Jorde, Steve - 1977-78
Joyner, Stephen - 1964-65
Judge, Eric - 2013-14-15-16
Jurk, Don - 1951-52
Justice, Jeremy - 2003-04
Justice, Walt - 1974-75
Justman, Patrick - 2004-05-06

K
Kaehler, Quinn - 2013-14
Kafka, John - 1968-69
Kahan, Charles - 1956
Kahui, Kurt - 2002-03-04-05
Kalati, Mau - 1974-75
Kaiser, Jack - 1946-47-48
Kaiser, Robert - 1946, 48
Kalbach, Bart - 1986-87
Karno, Rich - 1978
Kaszycki, Ed - 1993-94
Katz, Ryan - 2012
Katzenmeyer, Dave - 1977-78
Kawulok, Matthew - 2006-07-08-09
Kazee, Damontae - 2013-14-15-16
Kazee, Walter - 2009-10-11-12
Kearney, Bryant - 1927
Keels, Mahbu - 2011-12
Keesey, Dan - 1981

Keiaho, Freddy - 2002-03-04-05
Keil, Don - 1941
Kelley, Arthur - 1930-31
Kelley, Kyle - 2015-16
Kelly, Jack - 1940
Kelly, Kameron - 2014-15-16
Kelly, Leonard - 1964-65
Kelly, Percy - 1929
Kenion, Mike - 1980
Kentris, Jim - 1978
Kenyon, Bill - 1942
Kertel, Ed - 1974-75
Ketchum, Logan - 2009-10-11
Kilby, Chris - 1983-84-85-86
King, James - 1958-59
King, Preston - 2009
Kinney, Cliff - 1964-65
Kirk, Randy - 1985-86
Kirovski, Tommy - 2001-02
Kirschner, Todd - 1978
Kita, George - 1939-40-41
Klatt, Bobby - 1973
Kleck, Bert - 1938-39-40
Kline, Andrew - 1996-97-98-99
Kmet, John - 1977-79-80
Knight, Dan - 1984-85
Knolles, Norman - 1932-33
Knutson, Mike - 1986-87
Koenig, Mark - 1991-92-93
Kofler, Matt - 1980-81
Kohn, Brandon - 2009
Kollar, Ward - 1981
Kopp, Frank - 1926
Korsmeier, Larry - 1961-62
Kos, Jay - 2000-01
Kottman, Dan - 2012
Kracalik, Mike - 2001-02-03-04
Kramer, Bill - 1973-74
Kravetz, Mike - 2004, 06-07
Krupens, Harold - 1956
Kruse, Bill - 1939-40-41
Kruzsch, Phill - 1941
Krzysiak, Pat - 1979-80
Kushner, Bill - 1988
Kutsuris, Jon - 1985

L
Lakalaka, Ronley - 2015-16
Lamar, David - 2012-13-14
Lamar, James - 1977-78
Lambert, Mike - 1973
LaMonda, Zach - 2000-01
Lancaster, Jeff - 1967-68
Landis, Harold - 1945
Langley, Everett - 1970-71
Laolagi, Luke - 2006-07-08-09
LaPlant, Steve - 1975-76
Largent, Derek - 2012-13-14
Larsen, Stephen - 2001-02-03-04
Larson, Bo - 1976-77
Laskowski, Daniel - 1967
Latham, Huge - 1949-51
Laughton, Jim - 1982, 84-85
Lauter, Steve - 1984-85-86
Lavender, Joe - 1971-72
Lawanson, Sam - 1995-96
Lawson, Kent - 1962-63-64
Lawson, Ernie - 2007-08-09-10
Lay, David - 1961-62-63
Lealofi, Aloalii - 2003-04
Ledbetter, Jay - 1974-75
Ledford, William - 1956
Lee, Charles - 1932-33, 35
Leja, George - 1950-51
Lemker, Jeff - 1985-86
Lemon, Gabe - 2010-11-12-13
Leomiti, Carlson - 1990-91-92-93
Leomiti, Harry - 1980
Lessard, Isaac - 2016



Levi, Marcus - 2001
 Levine, Bob - 1978-79, 81
 Lewis, Claude - 1954-55-56
 Lewis, Darrell - 1991-92-93
 Lewis, Darryn - 2008-09-10
 Lewis, Derrick - 1999-00-01
 Lewis, Eric - 1995-96-97-98
 Lewis, Jonas - 1996-97-98-99
 Lewis, Reggie - 1975
 Lightner, Dennis - 1966-67
 Lily, Rick - 1965-66
 Limahelu, Al - 1969-70
 Limebrook, Dave - 1972-73
 Linam, Delbert - 1952
 Linares, Robert - 1952-53-55
 Lindley, Ryan - 2008-09-10-11
 Lizalde, Milo - 1964
 Lobel, Blake - 2001-02-03-04
 Lockett, Colin - 2010-11-12-13
 Lomax, Trey - 2014-15-16
 Long, Jerome - 2008-09-10-11
 Long, Matt - 1980-81-82-83
 Long, Max - 1954
 Long, Victor - 1953-54
 Louis, John - 1990-91-92-93
 Louis, Lance - 2004-05-07-08
 Lovine, Allen - 1935-36
 Lowery, David - 1991-92-93
 Lucas, Bob - 1975
 Luster, Dave - 1985
 Lynch, Mike - 2003
 Lyon, Robert - 1951-52-53

M

Mack, Farrell - 1978
 Macias, Edgar - 1996
 MacKersie, Bill - 1942
 Macon, Kevin - 1987-88-90-91
 Madison, Ken - 1964-65
 Magee, Albert - 1957-58-59
 Magee, Donald - 1955-56-57
 Mahmeister, James - 1946
 Maka, Va'ati - 2003-04
 Malano, Mike - 1996-97-98-99
 Malcolm, Marshall - 1951, 53-55
 Manneh, Sam - 1968-69
 Manocchia, Nick - 1980
 Manos, John - 1945
 Mao, Tracey - 1988-89-90-92
 Maples, Milton - 1988-89
 Marchbanks, Ross - 2000-01
 Marden, Chance - 2012
 Marsala, John - 1976
 Marshall, Gary - 1973-74-75-76
 Martin, Brett - 2004-05-06-07
 Martin, Deric - 1999-00-01
 Martin, Dick - 1932
 Martin, Joe - 2003-04-05-06
 Martin, Larry - 1964-65
 Martin, Saladin - 1977-78
 Mascan, Larry - 1973-74, 76
 Masinick, Luke - 1983
 Mason, Greg - 1972-73
 Masthay, Mauri - 1956
 Mastin, Randy - 1978-79
 Matamua, Mike - 2009, 11
 Matheson, Doug - 1967
 Mathie, Bill - 1938-39-40
 Mathis, Ken - 1976-77
 Mathis, Kendrick - 2014-15-16
 Matuszewicz, Steve - 1988-89-91-92
 Mauldin, Davion - 2008-09
 Maultsby, Kevin - 1987-88
 Maxey, Larry - 1989-90-91-92
 Maxwell, DeAndre - 1992-93-94-95
 Mayhew, David - 2000-01
 Mayo, Joey - 1998-99
 Maze, Terrell - 2003-04-05-06
 McAuley, Mike - 1973

McBeth, Allen - 1960
 McCartney, John - 1992-93-94-95
 McChristian, Julius - 1994-95-96-97
 McColl, Jim - 1939-40
 McCoy, Lloyd - 1962-63
 McCoy, Matthew - 2002-03-04
 McCreery, Bill - 1925
 McCreery, Bob - 1923-24-25
 McCullough, Carl - 2003
 McCutcheon, Freddie - 2002
 McDaniel, Vernell - 1970
 McDonald, Dwight - 1974
 McFadden, Leon - 2009-10-11-12
 McGee, Na'im - 2014-15-16
 McGehee, Cecil - 1956-57-58
 McGillis, Mike - 1974-75
 McGuire, Andy - 1965
 McGwire, Dan - 1989-90
 McHargue, John - 1955-56
 McKay, Mark - 1982-83
 McKay, T.J. - 2005-06-07-08
 McKechnie, Kevin - 1994-95-96-97
 McKee, Dick - 1947
 McKeever, Mac - 1982
 McMichael, Jim - 1934-35-36
 McMichael, Paul - 1931
 McMorrow, Seamus - 2012-13-14
 McNanie, Sean - 1982-83
 McNeil, Rod - 1982-83
 McNeill, R. (Gray) - 1997-98-99-01
 McNeill, Mike - 1974
 McNeill, Rodney - 1997
 McPhatter, Ferman - 1949-50-51
 Meagher, E. (Mike) - 1967-68
 Mecham, Ben - 1996-97-98
 Meek, Gary - 1969-70
 Mejia, J.C. - 2003
 Meeker, Joseph - 1961-62-63
 Melifonwu, Fred - 2014
 Mella, Rob - 1984
 Mendenhall, Terry - 1969-70
 Mendez, Edward - 1963-64
 Mendez, Mario - 1961-62-63
 Merchant, Bob - 1940-41
 Meredith, Sam - 2011-12-13-14
 Merino, John - 1970
 Merrill, Bob - 1968-69
 Merrill, Tom - 1994
 Meschi, Dan - 1973-74
 Metroka, Emil - 2006
 Metzger, Art - 1936
 Meyer, Dave - 1981-82
 Miclot, Eric - 2004-05
 Mietz, Richard - 1982
 Milbrand, Lance - 1983
 Milke, G. (Bud) - 1948-49-50
 Milks, John - 1963-64
 Miller, Adam - 2004-05
 Miller, Anthony - 2009
 Miller, Bishop - 1999
 Miller, Brook - 2002-03
 Miller, Chris - 1971-72
 Miller, Frank - 1971-72
 Miller, Jeff - 1982-83
 Miller, Jimmy - 2012
 Miller, Kwayde - 2015-16
 Miller, Mark - 1977-78
 Miller, Robert - 2002-03, 06
 Milling, Jerry - 2006-07-08-09
 Mills, Lloyd - 2014-15
 Milsan, Doel - 1940
 Mims, Terry - 1986
 Minor, Claudie - 1972-73
 Minor, John - 1982-83-84-85
 Misch, Mike - 1989-90
 Mitchell, DeAngelo - 1987
 Mitchell, Ken - 1947
 Mitchell, Kevin - 1979-80
 Mitchell, Larry - 1970

Mitchell, Lonny - 1997-98-99
 Mitchell, Mario - 1985-86-87-88
 Monaco, Ron - 1981
 Moneymaker, Robert - 1956
 Montgomery, John - 1924, 27-28
 Montgomery, Kalan - 2014-15-16
 Montgomery, Marcus - 2006
 Montler, Bonner - 1988
 Moody, Dan - 1977-78
 Moore, Aaron - 2006-07-08-09
 Moore, Jason - 1994-95-96-97
 Moore, Jermaine - 2002-03
 Moore, Josh - 1994
 Moore, Johnny - 1977, 79-80
 Moore, Ken - 1983-84-85-86
 Moore, Lonnie - 1979
 Moore, Raymond - 1952-53, 56
 Moore, William - 1969-70
 Morales, Marco - 1982-83
 Moran, James - 1950
 Moran, Rich - 1980-81, 83-84
 Morehouse, Ron - 1977-78
 Moreno, David - 2000-01
 Morgan, Jeff - 1981
 Morris, Andre - 1969-70
 Morris, Cree - 1990-91
 Morris, David - 1964
 Morris, Richard - 1958-59-60
 Morris, Shane - 2008
 Morrison, Al - 1921-22
 Morrison, Kirk - 2001-02-03-04
 Morrison, Ty - 1991
 Morton, Lance - 1954
 Moses, Clark - 1987-88-89
 Moses, Clinton - 1952
 Moses, Greg - 1972-73
 Moses, Haven - 1966-67
 Moss, Robert Jr. - 1958-59-60
 Mosolf, George - 1931-32-33
 Mott, DeWitt - 1921
 Mott, Paul - 1924-25-26-27
 Mougey, Darren - 2005-06-07-08
 Meuhleisen, Gene - 1936-37
 Muema, Adam - 2011-12-13
 Muhammad, Aqeel - 1998-99
 Mulholland, Pat - 1978
 Mummy, Gene - 1953
 Munson, Calvin - 2013-14-15-16
 Murdock, Clayton - 1929-30
 Murphy, Damien - 1996-97-98
 Myatt, Jerry - 1972-73
 Myer, Richard - 1969-70

N

Nadon, Adrian - 1945
 Napier, Sandy - 1970-71
 Naylor, Casey - 2001-02-03
 Neal, David - 1997-98
 Neary, Mike - 1983-84
 Nelson, Robert - 1956-57
 Nelson, Robert - 2005
 Ned, Larry - 1998-99-00-01
 Nedd, DeAngelo - 2000-01-03
 Negrete, Danny - 2003
 Nelson, Peter - 2007-08-09
 Nelson, Robert - 2006
 Nelson, William - 1946
 Nesvold, Al - 1942
 Nettles, Bill - 1938-39-40
 Nettles, Tom - 1966-67-68
 Nettles, Tony - 1989
 Nettles, Wayne - 1939-40
 Nevarez, Steve - 2002
 Newlee, Barney - 1946-47
 Newman, Ken - 1980
 Newton, Robert - 1953-54-55
 Nicholas, Danny - 1954-55
 Nicholas, Osmond - 2011
 Nichols, Bert - 1937

Nichols, Tony - 1989-90-91-92
 Nicholson, Chester - 1950-51
 Nicholson, Scottie - 1998-99
 Nielson, Gavin - 1936-37
 Nikos, John - 1978
 Nilsen, Dan - 1995-96-97
 Niu, Sai - 1987-88-89-90
 Nixon, Chuck - 1984-85-86-87
 Nixon, Torran - 1983-84
 Noble, Lenicio - 2014
 Nobles, Gary - 1981-82
 Nogle, Darold - 1972-73
 Norman, Derek - 1994
 Nottbusch, Frank - 1932-33-34
 Nuanez, Scott - 1983
 Nunez, Jim - 1940
 Nunn, Clarence - 1983, 85-86-87
 Nwansi, Ornan - 2006-07
 Nyberg, Jake - 1990-91, 93
 Nygaard, Norm - 1952-53-54
 Nyssen, Adam - 2003

O

O'Brien, Chris - 1984-85
 O'Brien, Josh - 2010
 O'Brien, Kevin - 1976
 O'Brien, Thomas - 1953
 O'Callaghan, John - 1984
 O'Connell, Kevin - 2004-05-06-07
 O'Connell, Thomas - 1927
 Oatsvall, Scott - 1992
 Odiome, Dennis - 2002
 Ogas, David - 1966-67
 Ogas, Ray - 1968-69
 Ohlin, Jerry - 1956-57-58
 Ohnesorgen, George - 1973-74
 Olander, Byron - 1967-68-69
 Olison, Rance - 1973-74
 Oliver, Clarence - 1967-68
 Oliver, Larry - 1977-78
 O'Mara, Jack - 1932-33-34
 Onuoha, Dontrell - 2011-12-13-14
 Orange, Rickey - 1976-77
 Ortega, Richard - 1951-52
 Ortiz, Robert - 2002-03-04-05
 Osborn, Nick - 2004-05-06-07
 Osborne, Andy - 1996-97
 Osgood, Kassim - 2002
 Oslin, Michael - 1967-68
 Otis, John - 1952
 Overbaugh, Jeff - 2012-13-14-15
 Overby, Ken - 1994-95
 Overton, Dayna - 1995
 Owens, Marv - 1970-71
 Owens, Keith - 1989

P

Paopau, Junior - 1971
 Palmer, Garrett - 2004-05-06-07
 Palumbo, Paul - 1980
 Paredes, Andre - 1981-82-83
 Parchment, Dwayne - 2016
 Parker, Charles - 1958
 Parker, Larry - 2009-10-11
 Parker, Ricky - 1993-94-95-96
 Parker, Sherwood - 1941-42
 Parker, Thomas - 1945
 Parks, Lamont - 1987-88
 Parma, Leon - 1948-49-50
 Parrington, Trevor - 2004-05-06
 Parris, Henry - 1922
 Patterson, Zach - 1995
 Paul, Morey - 1987-88-89-90
 Pauu, Jack - 1970-71
 Pavelko, Galen - 1969-70
 Pavelko, Garret - 2000-01
 Payne, Ceasar - 1969-70
 Pearson, Dennis - 1977
 Peck, George - 1941

Letterwinners



SEVEN STRAIGHT BOWL GAME APPEARANCES ► 21 CONFERENCE CHAMPIONSHIPS

Penman, Lonnel - 2002-03
 Penny, Rashaad - 2014-15-16
 Pentoney, Lawrence - 1951-52
 Penrose, Craig - 1974-75
 Penuelas, Frank - 1936-37
 Penwarden, Roy - 1938
 Perez, Abelardo - 2010-11
 Perez, Jose - 2008-09-10
 Perkov, Kent - 1977-78
 Perry, Jason - 2001
 Perry, Larry - 1981
 Perry, Robert - 1923
 Perry, Robert - 1972
 Person, Jerry - 1979-80
 Peters, Alton - 1947-48
 Peterson, Dave - 1962-63-64
 Peterson, Elmer - 1932
 Peterson, Eric - 1994
 Peterson, Harold - 1950
 Peterson, Jim - 1972
 Peterson, Randy - 1987-88
 Peterson, Ray - 1992-93-94-95
 Peterson, Werner - 1927-28-29
 Petties, C. (Neal) - 1961-62-63
 Pettitt, Duane - 1983-86
 Phillips, Sergio - 2014-15-16
 Pierce, Sean - 1997-99-00
 Pieri, Damon - 1990-91-92
 Pierson, Gary - 1975
 Pierson, William - 1968-69
 Pieson, Curt - 1990-91
 Pifer, Del - 1968-69
 Pine, Thomas - 1950
 Pinkins, Braxton - 1955-56-57-58
 Pinkins, Eric - 2009, 11-12-13
 Pino, Chris - 2004-05
 Piper, Marvin - 1947
 Pittman, Wayne - 1991-92-93-94
 Pitts, Chester - 1999-00-01
 Pitts, Devin - 2003-04
 Pitts, Paul - 2015
 Platt, Brad - 1988
 Plum, Jim - 1983-84-85-86
 Poe, James - 1964
 Pohl, Julian - 1921-22
 Poluzzi, Louis - 1941-42
 Pompa, Michael - 1967-68
 Poole, Terry - 2013-14
 Pope, Ryan - 2016
 Pope, Sheldon - 1996-97-98-99
 Porter, Brandon - 2013-14
 Porter, Ramal - 2003-04-05-06
 Poumele, Faleselau - 2001-03-04-05
 Powers, Ellis - 1983-84-85
 Preciado, Marcus - 1990
 Prefontaine, Noel - 1995-96
 Preisler, Eddie - 1939-40
 Preston, Andrew - 2007-08-09-10
 Preston, Art - 1949-50-51
 Price, Chase - 2012-13-14-15
 Price, David - 1985
 Prim, Gary - 1973-74
 Printy, Ted - 1999
 Proctor, Thomas - 1961
 Prokop, Phillip - 1951-52-53
 Provencal, Chad - 1991-92
 Pruitt, Aaron - 1993
 Pulice, Frank - 1988
 Pumphrey, Donnel - 2013-14-15-16
 Purkins, John - 1949-50-51
 Pyles, James - 1955-56

Q

Quigley, Bryce - 2010-11-12-13
 Quinlan, Volney - 1951
 Quinones, Erik - 2009

R

Raaka, Bill - 1934-35
 Rachow, Judd - 1989-90-91
 Radley, Lucky - 2014
 Radovich, Nick - 1947
 Rager, Brandon - 2002-03
 Rahill, Kevin - 1986
 Ramage, Scott - 1981-82
 Ramos, Leo - 1981
 Rand, Jack - 1932-33-34
 Randall, Sakimo - 1999-00-01
 Rash, Dick - 1941
 Rasmussen, Jeffrey - 1969-70
 Ray, LaVance - 2002-03
 Raye, Jimmy - 1988-89-90
 Rayford, Bennie - 1976
 Rea, Donnie - 1969-70
 Reagan, Ralph - 1975-76
 Reed, Doug - 1981-82
 Reed, Michael - 1970-71
 Reed, Troy - 1986
 Reed-Martin, Kerry - 1985-86-87-88
 Reeder, Rick - 1980-81
 Reedy, Monty - 1974-75
 Reese, Dean - 1975
 Reisinger, Bob - 1985
 Reyes, Jesus - 1996-97-98
 Reynolds, R. (Tom) - 1969-70-71
 Ricardo, Benny - 1973-74
 Riccobono, Joe - 1947-48
 Rice, Owen - 1932-33-34
 Richards, John - 1946
 Richards, Todd - 1984-85
 Richardson, Darryl - 2016
 Richardson, Frank - 1954-55
 Richardson, Rickey - 1977-78
 Richet, Stuart - 1925
 Richey, Kevin - 1979-80-81-82
 Ricketts, Bob - 1941
 Ricketts, Kenneth (Ed) - 1950-51
 Ricks, Randy - 2015
 Ridge, Houston - 1965
 Rimbach, Bev - 1945
 Rinehart, Mike - 1983
 Ring, Dave - 1980-82
 Rische, Tom - 2010
 Ritter, Jared - 1999-00-01-02
 Rivera, Emilio - 2008-09, 11
 Robb, Jack - 1925-26-27
 Robb, Wesley - 1951-52-53
 Robbins, Al - 1942
 Robbins, Val - 1941-42, 46
 Roberts, Adam - 2011-12-13-14
 Roberts, Don - 1981-82
 Roberts, Evan - 1932
 Roberts, Mark - 1991-92-93
 Roberts, Patrick - 1960-61-62
 Robertson, Jon - 1969-70
 Robinson, Preston - 1951
 Robinson, Steve - 1994-95-97
 Robinson, Will - 2004-05-06-07
 Robles, Dylan - 2000-01
 Rochellin, Julian - 2015-16
 Rockold, Joe - 1960-61
 Rodahoffer, Chris - 1991-92-93
 Rodriguez, Paul - 2014
 Rodriguez, Albert - 1998
 Rodriguez, Andy - 1968-69-70
 Rodriguez, Armando - 1945
 Rodriguez, Paul - 2012
 Roe, Matt - 1993-94
 Roeszler, Greg - 1977-78
 Rogers, Bob - 1947-48
 Romain, Pierre - 2012-13-14-15
 Romero, Gary - 1961-62
 Romig, Jim - 1956-57-58
 Rosales, Antonio - 2015-16
 Ross, Alden - 1922

Ross, Wayne - 1984-85-86-87
 Roth, Bill - 1925
 Rouser, Eric - 2005-06
 Rowe, Patrick - 1987-88-90-91
 Rowe, Ray - 1988-89-90-91
 Royal, Don - 1963-64-65
 Rudisill, Steve - 1991
 Ruffa, Ed - 1923-24-25-26
 Ruffin, Ezell - 2012-13-14
 Rulon, Tom - 1982-83
 Rumsey, Bill - 1928-29-30
 Runyon, Richard - 1954-55
 Russell, Bob - 1941
 Russell, Brian - 1998-99-00
 Russell, Marcus - 2011
 Russell, Shane - 2005
 Russell, Robert - 1952-53
 Russo, Sam - 1921-22, 24
 Rutley, Mark - 1982
 Ryan, Robbie - 2001-02-03
 Ryan, Robert - 1922
 Rymer, Steve - 1976
 Rzeznik, M.J. - 1996-97-98

S

Sagapolutele, Pio - 1988-89-90
 Salaam, Ephraim - 1995-96-97
 Salcedo, Joe - 2015
 Salinger, Paul - 1962
 Sampson, Clinton - 1981-82
 Sampson, DeMarco - 2005, 08-09-10
 Sanchez, Jon - 2012-13-14
 Sandford, Nick - 2006-07-08-09
 Sandifer, Dominique - 2009-10, 12
 Sandin, Michael - 1960
 Sandoval, Armando - 1997
 Sandusky, George - 1975
 Sandusky, Jim - 1983
 Sang, Derek - 1989-90
 Sanger, Jerry - 1958-59
 Santifer, Derek - 1987
 Santoro, Seth - 2003
 Santos, Atonio - 1996-97
 Santos, Joe - 1988-89
 Santos, Todd - 1984-85-86-87
 Savage, Bob - 1978
 Savorn, Jason - 1990-91-93
 Sawaya, Al - 1956-58
 Saxon, Mike - 1982-83
 Schacklett, John - 1959-60
 Schaefer, Chris - 1978
 Schakel, Larry - 1966-67
 Schantz, Andrew - 2005-06
 Scheel, Lyman - 1921
 Scheid, Pat - 1971-72
 Schevings, Albert - 1923-24
 Schilens, Chaz - 2004-05-06-07
 Schimpf, Larry - 1956-57-58
 Schlick, Dave - 1987-88
 Schmautz, Raymond - 1964
 Schmidt, Mike - 2006-07-08
 Schmidt, Steve - 2005, 07
 Schmidt, Taylor - 2004-05
 Schmitt Tyler - 2004-05-06-07
 Schraeder, Vernon - 1931-32
 Schweitzer, Ed - 1971-73
 Scoggins, Craig - 1965-66
 Scott, Bill - 1982-83
 Scott, Darnay - 1991-92-93
 Scott, Mark - 1999
 Scroggins, Ed - 1971-73
 Scudday, Brian - 1978, 80-81
 Seabaugh, Todd - 1981-82
 Seau, Micah - 2013
 Sedberry, Stan - 2012-13
 See, Elmer - 1926
 Seiner, Bob - 1981-82
 Sefton, Walt - 1936-37
 Semenik, Alex - 1992-93

Seminario, Joe - 1940-41-42
 Sevier, Wayne - 1961-62
 Shank, Robert - 1957-58-59
 Shankle, Damian - 2009
 Shanks, Austin - 1983-84
 Shapiro, Zachary - 2008-09
 Sharp, Wintson - 1974
 Sharpe, Ricky - 1999-00-01-02
 Shaw, Buck - 1980, 82
 Shaw, Dennis - 1968-69
 Shaw, Justin - 2008
 Shaw, Mike - 1973
 Shea, Paul - 1928
 Shearer, Curtis - 1992-93-94
 Shellabarger, J. (Tom) - 1969-70
 Shepard, Morris - 1941-42, 46
 Sheriff, Lon - 1999-00-01-02
 Shields, Bryan - 2010
 Shields, D.J. - 2009-10-11-12
 Shoate, Jeff - 2001-02-03
 Sholten, Ray - 1965
 Shreve, James - 1931
 Shrewsbury, Marvin - 1945
 Shults, Robert - 1990-91
 Shumate, Colin - 2010
 Shy, Don - 1965-66
 Sibbert, James - 1960
 Siluano, Rene - 2010-11-12-13
 Silva, Alberto - 1957-58
 Silverthorn, Rick - 1947
 Simcox, John - 1946-47-48
 Simmons, Dick - 1947-48-49
 Simmons, Garric - 2000-01-02
 Simmons, Jim - 1949
 Simmons, Peter - 1949-50-51
 Simmons, Ryan - 2016
 Simmons, Roy (Mike) - 1947
 Simmons, Warren - 1961-62-63
 Simnjanovski, Brian - 1999-00-01-02
 Simpson, Hugh - 1954-55
 Simpson, Randy - 1965
 Sims, Chet - 1970
 Sims, Jim - 1938-39-40
 Sims, Mark - 1973-74
 Simunec, Steve - 1975
 Sinclair, Alan - 1977-78
 Sipe, Brian - 1969-70-71
 Siragusa, Nico - 2013-14-15-16
 Siraton, Moose - 1938
 Sisco, Justin - 1999-00
 Skaggs, Craig - 1985-86-87
 Skoog, Jack - 1987-88
 Slack, Ron - 1986-87-88-89
 Slater, Birt - 1949-50-51
 Slater, Pearce - 2014-15
 Slaughter, Webster - 1984-85
 Slavin, Ben - 1935-36
 Smerdon, William - 1952
 Smith, Aubrey - 2008
 Smith, Avey - 1951-52
 Smith, Charles - 1925-26-27, 29
 Smith, Ed - 1925
 Smith, Edward - 1957
 Smith, Frank - 1948
 Smith, Frank - 1942
 Smith, Gene - 1945
 Smith, George - 1960
 Smith, Jordan - 2012-13-14
 Smith, Kevin - 1986
 Smith, Malik - 2013-14-15-16
 Smith, Maxwell - 2015
 Smith, Mike - 1997
 Smith, Nick - 2006
 Smith, Phil - 1981-82
 Smith, Ron - 2016
 Smith, Ronnie - 1976-77
 Smith, Shawn - 1992-93
 Smith, Turaj - 1990-91-92-93
 Smith, Tairou - 1997-98-99

Letterwinners



SEVEN STRAIGHT BOWL GAME APPEARANCES ► 21 CONFERENCE CHAMPIONSHIPS

Smith, Zach - 1992-93-94-95
Smorin, Leonard - 1954-55
Smyth, Ed - 1935-36
Sneed, Kevin - 1974
Snyder, Ky - 1982
Snyder, Waddell - 1951
Sokoloski, Kelsey - 2007-08
Solari, Mike - 1975-76
Sommers, Bob - 1937
Soto, Jonathan - 2005, 07-08-09
Spears, Ron - 1979-80
Speer, George - 1952
Spek, Jeff - 1983
Spencer, Neil - 2007, 10
Spencer, Waika - 2006-07-08
Spillane, Greg - 1996-97-98-99
Spinello, Mike - 1988
Spinks, Brian - 2006
Spitler, Garold - 1941-42, 46
Squires, John - 1922-23
Stablein, Jerry - 1979, 81
Staggs, Jeff - 1965-66
Stahlfield, Edward - 1922, 24
Stahovich, Brian - 2008-09-10-11
Stahr, Dallas, Jr - 1969-70
Stallings, Ramondo - 1990-91-92-93
Stamps, Marcus - 2014-15
Standridge, Leon - 1964-65
Stapler, Steve - 1978-79
Staples, Clark - 1954-55
Stark, Victor - 1962-63
Stauber, James - 1961-62-63
Steen, Terrill - 1990-91-92-93
Steigner, Martin - 1967-68
Stein, Roger - 1935-36
Stenson, David - 1961-62-63
Stephenson, Eugene - 1923-24
Stephenson, George - 1958
Stevens, George - 1952
Stevens, Khalid - 2010-11
Stevens, Mike - 1982-83-84-85
Steward, Eddie - 1970-71
Steward, Ronald - 1953-54
Stewart, Brad - 1974
Stewart, Floyd - 1950-51
Stewart, Justin - 2000
Stewart, Michael - 2007
Stinnet, Ken - 1970
Stokes, Zac - 1990-91
Storrs, Bruce - 1970-71
Stuart, Samuel - 1960
Stubbs, Jim - 1936
Stubblefield, Ray - 1966
Sturm, Brett - 2003-04-05-06
Subis, Nick - 1987-88-89-90
Sulick, Tim - 1996-97
Sullivan, Brandon - 2007-08-09-10
Sutton, Dennis - 1971-72
Sutton, Eric - 1991-92-93-94
Svitenko, Steve - 1984-85
Sykes, Gerald - 2002-03
Symington, James - 1958-59-60
Swain, Brett - 2004-05-06-07
Swaney, Jason - 1989-90

T
Tai, Sam - 2016
Tamamasui, Tai - 1984-85
Tandberg, Nate - 1997-98-99-00
Tarleton, Michael - 1957-58, 60
Tarr, Alfred - 1921-22
Tate, Will - 1990-91, 93
Tauanuu, Jacob - 2009-10
Taylor, Bill - 1978
Taylor, Gary - 1989-90-91-92
Taylor, Greg - 2001
Taylor, Robert B. - 1978-79
Taylor, Robert E. - 1979-80
Taylor, Steve - 1964-65-66

Tegio, Mark - 1985-86
Tenhaeff, Nick - 2010-11-12-13
Tereschuk, Pete - 1975
Tezino, Kyahva - 2016
Thoemmes, Wade - 1986
Thomas, Joe - 1978-79
Thomas, Jordan - 2010-11-12-13
Thomas, Ron - 1973
Thomerson, Jack - 1961
Thompson, Alan - 1972-73-74
Thompson, Alex - 2004-05
Thompson, Craigus - 1993-94-95-96
Thompson, Eric - 1989
Thompson, Fred - 1952
Thompson, Jesse - 1949-50-51
Thompson, Norman - 1937-38-39
Thompson, Tracy - 1982-83-84-85
Thompson, Trenton - 2016
Thompson, Tyson - 2002
Thorn, Tim - 1972-73-74
Thorne, Matt - 1998
Thornton, David - 1966-67
Thrash, Ron - 1970-71
Timmons, Bill - 1937-38-39
Tocagino, Giovanni - 1998
Toledo, Jon - 2006-07, 09
Tolver, G. (J.R.) - 1999-00-01-02
Tom, Doug - 1993-94-95
Tomlinson, Robert - 1946-47-48-49
Topp, Greg - 1985
Tracy, Hal - 1939
Trakas, Andy - 1989-90-91-92
Tremblay, John - 1975
Trevillion, Fred - 2014
Trevis, Gilbert - 1976
Trickey, Beau - 2000-01-02-03
Triplett, Gary - 1986, 88
Trott, Mike - 1971-72
Trujillo, Frederick - 2010-11-12
Truvillion, James - 1998-99-00, 02
Truxton, Quest - 2016
Tuiaana, Samida - 1987-88
Tuipala, Joseph - 1995-96-97-98
Turley, Kyle - 1994-95-96-97
Turner, Dakota - 2014-15-16
Turner, David - 1976-77
Turpen, Joseph - 1967

U
Ulipi, Sikoti - 2000, 2002
Ulibarri, Josh - 2008
Umuolo, Alston - 2007-08-09, 11
Underwood, Marviel - 2001-02-03-04
Uttecht, Alvin - 1967

V
Van, Jason - 2000-01-03
Van Gorkum, Leon - 1969-70
Van Leeuwen, Wm. - 1968-69
Van Raaphorst, Bill - 1995-96
Vance, Mike - 1980-81
VanderSluis, Ron - 1976-77
Vانونi, Al - 1936-37-38-39
Varney, Joe - 1921
Vasquez, Armando - 1965-66
Vasquez, A. (A.J.) - 1968-69
Vaughn, Billy - 2014-15-16
Vaughn, Robert - 1961-62
Venuta, Vic - 1975
Ventura, Manuel - 1957
Vassey, Tom - 1977
Victor, Brant - 1978
Victoria, Adam - 1971, 72
Vierra, John Jr - 1957
Vincent, Mike - 1988
Vincent, William - 1951-52
Vizzi, Tim - 2012-13
Voorhis, Walt - 1983-84
Vradenburg, Todd - 1988

W
Wade, Josh - 2009-10, 12
Walcott, Kevin - 2015-16
Walden, Delbert - 1945
Walker, Al - 1953-54
Walker, Earl - 1940
Walker, Jake - 2004
Walker, Johnny - 1988-89-90
Walker, Noval - 1930-31-32
Walker, Owen - 1939-40
Walker, T.S. - 1936-37
Wallace, Jack - 1934
Wallace, Roberto - 2007-08-09
Walton, Delbert - 1927-28
Walton, Whip - 1974-75-76-77
Ward, Bruce - 1970-71
Ward, Herbert - 1936-37
Ward, Terrell - 1977-78
Wardell, Leroy - 1984-85
Warren, Darryl - 1989
Warren, Don - 1977-78
Warren, Gilbert - 1961-62-63
Warren, Glenn - 1930-31-32
Warren, Vince - 1982-83-84-85
Washington, H. (Ted) - 1966-67
Washington, Juwan - 2016
Washington, Mike - 1979
Waters, Mike - 1983-84
Watkins, Jermaine - 1998-99
Watley, Ira - 1973-74
Watson, Adam - 2003
Watson, Jeff - 1979-80
Watson, Jordan, 2015
Watson, Justin - 1995-96-97
Watters, Willie - 2009
Weathers, Carl - 1968-69
Webb, Bob - 1942
Webb, Dick - 1937-38-39
Webb, Jeff - 2001-03-04-05
Weber, Richard - 1967-68
Weems, Craig - 1993-94-95
Weller, Wendell - 1949
Wells, David - 2014-15-16
Wells, Kevin - 1985-86-87-88
Wells, Mike - 1982-83
Wells, Remond - 1980
Wenzel, Ralph - 1964-65
Werley, Robert - 1945
Wesber, Darius - 1998-99
Wesley, Mekell - 2006-07-08-09
Wesselman, John - 1987-88-89
West, James - 1923-24
West, Robert - 1970-71
Westling, Drew - 2008
Weymiller, Toby - 1989-90
Whelan, James - 1954-55
Whigham, Frank - 1941
Whitaker, Frank - 1941
White, Dana - 1974-75
White, Howard - 1942
White, James - 1970
White, John - 1976
White, Terry - 1974
Whitefield, Hershell - 1965-66
Whitfield, Barry - 1984
Whitley, Wayne - 1957-58-59
Whitman, Robert - 1995-96
Whittaker, J.J. - 2013-14-15
Whittington, David - 1959-60
Wilder, Mike - 1983-84-85-86
Wilks, Jim - 1980
Williams, B.J. - 2007-08-09-10
Williams, Brad - 1970-80-81
Williams, Chris - 1998-99-00
Williams, Derrick - 1988-89
Williams, George - 1980-81
Williams, Henry - 1977-78
Williams, John - 1965-66

Williams, Jeryl - 1986-87
Williams, Keith - 1990-91-92-93
Williams, Mike - 1998-99
Williams, Ray - 1975
Williams, Ross - 2011
Williams, Thomas - 1967-68
Williams, Wesley - 2003-04
Williamson, Greg - 1984-85-86
Williford, Sam - 1991-92-93
Willis, Don - 1973-74
Wilson, Art - 1928-29
Wilson, Charles - 1934
Wilson, Gary - 1966-67
Wilson, George - 1921-22
Wilson, Harlan - 1927-28
Wilson, Jack - 1929
Wilson, Ted - 1932-33-34
Wilson, Milt - 1986-87-88-89
Wilson, Thomas - 1945, 48-49-50
Windham, Daniel - 1995-96
Wingo, Donnell - 1982
Winkler, Richard - 1961
Wittler, Jon - 1965-66
Wolf, James - 1960
Wollenhaupt, Dave - 1945
Wood, Alonzo - 1955-56
Wood, Ernest - 1967-68
Woods, Kyree - 2016
Woodard, Glen - 1952-53-54
Woodard, Lon - 1968-69
Woodruff, Pat - 1985
Woolich, Ray - 1975
Worden, Stewart - 1942, 46-47
Wortiska, Charlie - 1974-75
Wright, Alva - 1971-72
Wright, Brandon - 2012
Wright, Clark - 1967-68
Wright, Nate - 1967-68
Wright, T.C. - 1990-91
Wright, Tyron - 1994-95
Wu, James - 1997-98
Wulfemeyer, Tim - 1971-72
Wulff, Lee - 1922-23
Wurth, Tom - 1989
Wyatt-Thayer, Austin - 2015-16

Y
Yamamoto, John - 1928-29-30
Yamamoto, Paul - 1931-32
Yarberry, George - 1945
Yarbrough, Darryl - 1978-79-80-81
Yarbrough, Marcus - 2007-08-09-10
Yates, Russell - 1930
Yoshida, Lane - 2008-09
Young, Antwone - 1997-98-99
Young, Chad - 2010-11-12-13
Young, David - 1955
Young, Ralph - 1923-24
Youngs, Tyrone - 1970-71
Yount, Jack - 1935-36

Z
Ziegler, Marc - 1991-92-93-94
Zinser, Glenn - 1937-38
Zumstein, Louie - 1991, 93-94

All-Time Scores



SEVEN STRAIGHT BOWL GAME APPEARANCES ► 21 CONFERENCE CHAMPIONSHIPS

1921 4-6; 1-3 SCJCC (4TH)

Home: 4-3, Away: 0-3

Head Coach: C.E. Peterson

10/1	Army-Nav. Academy J.C.	.W	6-0
10/6	Reserve Destroyers	.L	0-3
10/13	U.S.S. Birmingham	.L	0-14
10/15	Naval Air	.L	7-12
10/19	U.S.S. Birmingham	.W	14-6
10/21	Army-Navy Academy	.W	12-0
10/28	at Santa Ana J.C.*	.L	0-26
11/4	at Fullerton J.C.*	.L	0-20
11/21	Chaffey J.C.*	.W	14-0
11/19	at Riverside J.C.*	.L	7-19
Total Points			60-100

1922 6-4; 4-0 SCJCC (1ST)

Home: 3-4, Away: 3-0

Head Coach: C.E. Peterson

9/19	San Diego Marines	.W	18-0
9/22	Coronado H.S.	.W	39-0
9/26	Fleet Air	.L	6-7
9/30	Occidental College	.L	7-33
10/7	UCLA	.L	6-25
10/21	Whittier College	.L	7-33
11/4	at Santa Ana J.C.*	.W	50-0
11/10	at Fullerton J.C.*	.W	31-0
11/24	Riverside J.C.*	.W	20-6
11/30	at Chaffey J.C.*	.W	6-0
Total			191-104

1923 8-2; 2-0 SCJCC (1ST)

Home: 7-1, Away: 1-1

Head Coach: C.E. Peterson

9/29	U.S.S. Melville	.W	10-3
10/6	Occidental	.L	7-33
10/13	at UCLA	.L	0-12
10/19	San Diego Marines	.W	14-3
10/27	at Riverside J.C.*	.W	39-3
11/3	Santa Barbara State	.W	38-13
11/12	Santa Ana J.C.*	.W	26-6
11/17	San Diego Marines	.W	34-7
11/24	La Verne	.W	27-0
11/29	Fresno State	.W	12-2
Total			207-82

1924 7-1-2; 3-0 SCJCC (1ST)

Home: 5-0-1, Away: 2-1-1

Head Coach: C.E. Peterson

10/4	San Diego Marines	.W	30-0
10/11	California Christian	.W	54-6
10/18	Redlands	.W	13-0
10/25	at La Verne	.T	7-7
11/1	Riverside J.C.*	.W	6-0
11/5	at El Centro J.C.*	.W	58-0
11/8	at Santa Barbara State	.W	42-6
11/15	UCLA	.T	13-13
11/22	Santa Ana J.C.*	.W	26-14
11/27	at Fresno State	.L	0-7
Total			249-53

1925 5-3-1; INDEPENDENT

Home: 3-2-1, Away: 2-1

Head Coach: C.E. Peterson

9/26	at UCLA	.L	0-7
10/3	at Redlands	.W	10-0
10/25	Caltech	.W	10-6
10/24	Whittier	.W	24-0
10/31	Loyola	.L	9-13
11/7	at Santa Barbara State	.W	10-0
11/14	San Diego Marines	.T	14-14

11/21	California Christian	.W	14-6
11/26	La Verne	.L	7-13
Total			108-59

1926 3-4-1; 1-3-1 SCIAC (7TH)

Home: 3-2-1, Away: 0-2

Head Coach: C.E. Peterson

10/2	at Pomona*	.L	6-20
10/9	at UCLA*	.L	7-42
10/16	Redlands*	.W	14-9
10/23	California Christian	.W	21-16
10/30	Fresno State	.L	7-28
11/6	Santa Barbara State	.W	16-0
11/13	La Verne*	.T	7-7
11/25	Whittier*	.L	0-28
Total			78-150

1927 4-3; 2-3 SCIAC (T-5TH)

Home: 2-2, Away: 2-1

Head Coach: C.E. Peterson

10/1	California Christian	.W	71-0
10/8	at Redlands*	.W	32-0
10/15	Caltech*	.L	13-17
10/29	Pomona*	.L	12-18
11/5	at Whittier*	.L	7-25
11/12	at Santa Barbara State	.W	16-13
11/24	La Verne*	.W	39-6
Total			190-79

1928 3-3; 2-3 SCIAC (5TH)

Home: 2-2, Away: 1-1

Head Coach: C.E. Peterson

10/13	Occidental*	.L	7-20
10/27	Whittier*	.W	34-12
11/3	at California Christian	.W	18-13
11/10	La Verne*	.W	40-0
11/17	at Pomona*	.L	0-27
11/29	Caltech*	.L	12-33
Total			111-105

1929 3-5; 1-5 SCIAC (6TH)

Home: 3-3, Away: 0-2

Head Coach: C.E. Peterson

9/28	California Christian	.W	26-18
10/5	at Whittier*	.L	7-13
10/12	at Redlands*	.L	0-7
10/19	Santa Barbara State	.W	7-6
11/2	Occidental*	.L	0-20
11/9	La Verne*	.W	35-0
11/6	Pomona*	.L	0-13
11/28	Caltech*	.L	6-19
Total			81-96

1930 5-4; 3-3 SCIAC (3RD)

Home: 3-4, Away: 2-0

Head Coach: W.B. Harreid

9/25	San Diego Marines JV	.W	39-0
10/3	at Pomona*	.W	6-0
10/11	California Christian	.W	19-0
10/17	at Occidental*	.W	14-7
10/25	La Verne*	.W	14-6
11/1	Whittier*	.L	13-19
11/8	Redlands*	.L	0-6
11/15	Submarines Pacific	.L	7-13
11/27	Caltech* (HC)	.L	0-20
Total			112-71

1931 5-3-2; 2-2-1 SCIAC (T-4TH)

Home: 0-3-2, Away: 5-0

Head Coach: W.B. Harreid

9/19	Alumni	.T	0-0
9/25	at Arizona	.W	8-0
10/2	at California Christian	.W	27-0
10/9	Occidental*	.L	2-13
10/16	Redlands*	.T	6-6
10/23	at Whittier*	.W	7-0
10/31	at Pomona*	.W	6-0
11/11	San Diego Marines	.L	0-13
11/26	Caltech* (HC)	.L	0-13
12/5	at Fresno State	.W	15-0
Total			71-45

1932 3-5-1; 2-4-1 SCIAC (5TH)

Home: 2-4-1, Away: 1-1

Head Coach: W.B. Harreid

9/23	Santa Barbara State*	.L	2-6
10/1	at Pomona*	.W	13-0
10/8	La Verne*	.L	12-15
10/22	Occidental*	.T	0-0
10/28	at Redlands*	.L	6-19
11/5	Whittier*	.L	14-19
11/11	San Diego Marines	.L	0-14
11/19	Arizona	.W	13-0
11/26	Caltech* (HC)	.W	20-0
Total			80-72

1933 4-4-1; 4-2-1 SCIAC (4TH)

Home: 2-2, Away: 2-2-1

Head Coach: W.B. Harreid

9/23	at UCLA	.L	0-13
9/30	San Diego Marines	.L	0-34
10/6	at Whittier*	.T	0-0
10/14	Pomona*	.W	10-0
10/20	at La Verne*	.W	6-0
10/27	Redlands*	.L	0-13
11/10	at Santa Barbara State*	.W	6-0
11/18	at Occidental*	.L	0-12
11/25	Caltech* (HC)	.W	37-0
Total			59-72

1934 3-5-1; 2-1-1 SCIAC (2ND)

Home: 2-3, Away: 1-2-1

Head Coach: W.B. Harreid

9/22	at UCLA	.L	0-20
9/28	at Arizona	.L	0-7
10/6	Army-Nav. Academy J.C.	.W	19-7
10/13	Occidental*	.W	20-7
10/19	at La Verne*	.T	0-0
11/3	Whittier*	.L	6-26
11/10	Loyola	.L	3-19
11/17	at Redlands*	.W	7-6
11/29	Arizona State	.L	6-14
Total			61-106

1935 3-4-1; 2-2-1 SCIAC (T-3RD)

Home: 3-2-1, Away: 0-2

Head Coach: Leo Calland

10/5	Santa Barbara State*	.T	7-7
10/12	Occidental*	.L	0-7
10/19	La Verne*	.W	14-6
10/25	at Whittier*	.L	0-13
11/9	Loyola	.W	6-0
11/16	Redlands*	.W	13-7
11/28	at San José State	.L	9-24
12/7	Pacific	.L	6-19
Total			55-83

All-Time Scores



SEVEN STRAIGHT BOWL GAME APPEARANCES ► 21 CONFERENCE CHAMPIONSHIPS

1936 6-1-1; 5-0 SCIAC (1ST)

Home: 4-1, Away: 2-0-1

Head Coach: Leo Calland

10/3	Occidental*	W	7-0
10/10	La Verne*	W	35-6
10/17	at Redlands*	W	27-7
10/24	San José State	W	14-6
10/31	at New Mexico State	T	7-7
11/11	San Diego Marines	L	0-14
11/21	Santa Barbara State* (HC)	W	9-8
11/28	at Whittier*	W	19-14
Total			118-62

1937 7-1; 4-1 SCIAC (1ST)

Home: 5-1, Away: 2-0

Head Coach: Leo Calland

10/2	Occidental*	W	3-0
10/9	Whittier*	W	6-0
10/16	La Verne*	W	26-0
10/23	New Mexico State	W	20-0
11/6	Redlands* (HC)	L	9-10
11/11	San Diego Marines	W	6-0
11/20	at Santa Barbara State*	W	13-0
11/25	at San José State	W	7-6
Total			90-16

1938 5-2-1; 3-2-1 SCIAC (3RD)

Home: 3-2, Away: 2-0-1

Head Coach: Leo Calland

9/24	U.S.S. New Mexico	W	29-20
10/1	Occidental*	W	8-0
10/8	at Whittier*	T	6-6
10/15	Pomona* (HC)	L	0-9
10/22	at Redlands*	W	14-7
10/29	San José State*	L	0-14
11/11	San Diego Marines	W	9-0
11/19	at Santa Barbara State*	W	16-13
Total			82-69

1939 2-7; 0-2 CCAA (4TH)

Home: 2-6, Away: 0-1

Head Coach: Leo Calland

9/21	Arizona State	L	0-20
9/29	Redlands	W	26-0
10/6	Occidental	W	10-6
10/13	at San José State*	L	0-42
10/28	Pomona (HC)	L	6-12
11/4	Whittier	L	12-23
11/11	San Diego Marines	L	6-13
11/15	Hawai'i	L	0-13
11/25	Santa Barbara State*	L	0-19
Total			60-148

1940 5-3-1; 1-1-1 CCAA (T-2ND)

Home: 3-1-1, Away: 2-2

Head Coach: Leo Calland

9/27	Pomona	W	33-3
10/4	Occidental	W	20-0
10/11	at San José State*	L	0-10
10/19	Redlands (HC)	W	20-14
10/25	Fresno State*	T	0-0
11/8	San Diego Marines	L	6-20
11/16	at Whittier	W	33-6
11/23	at Santa Barbara State*	W	9-7
12/7	at Hawai'i	L	7-33
Total			128-87

1941 6-4; 0-3 CCAA (4TH)

Home: 5-4, Away: 1-0

Head Coach: Leo Calland

9/26	Pomona	W	6-0
10/4	Occidental	W	7-6
10/10	San José State*	L	0-20
10/18	Redlands (HC)	W	12-3
10/25	Fresno State*	L	0-26
11/7	Camp Haan	L	0-6
11/14	Caltech	W	44-6
11/21	at Whittier	W	18-7
11/28	Santa Barbara State*	L	6-7
12/5	Pacific	W	12-6
Total			105-87

1942 0-6-1; CCAA (UNAVAILABLE)

Home: 0-4-1, Away: 0-2

Head Coach: John Eubank

10/3	Pomona	T	6-6
10/11	Fresno State*	L	0-66
10/17	Redlands	L	12-14
10/25	March Field Flyers	L	6-39
10/31	at Cal Poly SLO	L	13-32
11/8	at San José State*	L	0-26
11/14	Whittier (HC)	L	13-28
Total			50-211

1943-44

No team due to World War II

Head Coach: John Eubank

1945 2-5; CCAA (UNAVAILABLE)

Home: 1-1, Away: 1-4

Head Coach: Bob Breitbart

9/29	at Redlands	L	6-7
10/6	Caltech*	L	20-32
10/20	at Arizona	L	0-46
10/27	at Fresno State	W	7-0
11/3	Pomona* (HC)	W	26-6
11/11	at Nevada	L	6-44
11/17	at Arizona	L	0-28
Total			65-163

1946 6-4; 2-3 CCAA (5TH)

Home: 3-3, Away: 3-1

Head Coach: Bill Terry

9/28	Pomona	W	34-0
10/5	Cal Poly SLO*	L	13-21
10/12	at Whittier	W	35-7
10/19	Nevada	L	0-26
10/26	Fresno State*	W	7-0
11/2	Occidental (HC)	W	21-12
11/8	at Loyola	W	20-7
11/16	San José State*	L	0-6
11/23	at UC Santa Barbara*	W	9-7
11/30	at Pacific*	L	13-19
Total			152-105

1947 7-3-1; 2-2-1 CCAA (4TH)

Home: 6-1, Away: 1-1-1, Neutral: 0-1

Head Coach: Bill Schutte

9/19	at Utah State	W	24-19
10/4	Cal Poly SLO*	W	56-13
10/11	at Pacific*	L	0-13
10/18	Occidental	W	14-0
10/25	San José State*	L	7-32
11/1	at Fresno State*	T	7-7
11/8	Loyola	W	13-12
11/15	Whittier (HC)	W	19-0
11/22	Brigham Young	W	32-7

11/29	UC Santa Barbara*	W	19-0
1948 HARBOR BOWL (Balboa Stadium; San Diego, Calif.)			
1/1	Hardin-Simmons	L	0-53
Total			191-156

1948 4-7; 1-4 CCAA (T-5TH)

Home: 3-3, Away: 1-4

Head Coach: Bill Schutte

9/18	at Brigham Young	L	6-14
9/25	at Arizona	L	6-14
10/2	Redlands	W	38-7
10/9	Pacific*	L	14-41
10/16	Pepperdine	W	7-6
10/30	Loyola	L	6-20
11/6	Fresno State*	L	6-7
11/12	at San José State*	L	13-21
11/20	at Cal Poly SLO*	W	28-14
11/27	at UC Santa Barbara*	L	6-27
12/4	Utah State (HC)	W	28-19
Total			158-190

1949 6-3; 3-1 CCAA (2ND)

Home: 4-3, Away: 2-0

Head Coach: Bill Schutte

10/1	at Pepperdine	W	9-7
10/8	Pomona	W	33-13
10/15	New Mexico State	W	39-18
10/22	Pacific	L	14-62
10/29	Loyola	L	20-34
11/5	at Fresno State*	W	18-7
11/12	San José State*	L	0-40
11/19	Cal Poly SLO**	W	40-19
11/24	Santa Barbara* (HC)	W	22-0
Total			195-200

1950 5-3-1; 3-0-1 CCAA (1ST)

Home: 2-1-1, Away: 3-2

Head Coach: Bill Schutte

9/20	at Hawai'i	W	49-27
9/29	at San José State	L	0-26
10/7	San Diego Marines	L	14-28
10/14	Pepperdine*	W	28-14
10/21	Fresno State*	T	20-20
10/28	Pomona (HC)	W	49-20
11/4	at Arizona State	L	13-31
11/18	at Cal Poly*	W	12-8
11/25	at Santa Barbara*	W	28-12
Total			212-186

1951 10-0-1; 4-0 CCAA (1ST)

Home: 5-0-1, Away: 5-0

Head Coach: Bill Schutte

9/21	at San Francisco State	W	32-14
9/29	Submarines Pacific	W	37-21
10/6	Cal Poly SLO*	W	32-13
10/13	San Diego Marines	W	34-18
10/20	Arizona State (HC)	T	27-27
10/27	Cal State L.A.*	W	64-0
11/3	at Fresno State	W	13-7
11/10	at Redlands	W	46-14
11/16	at Pepperdine*	W	27-6
11/22	UC Santa Barbara*	W	40-0

1951 PINEAPPLE BOWL (Honolulu, Hawaii)

1/1	at Hawai'i	W	34-13
Total			386-134

1952 4-5; 2-2 CCAA (3RD)

Home: 4-3, Away: 0-2

Head Coach: Bill Schutte

9/27	San José State	L	6-47
------	----------------	---	------

All-Time Scores

SEVEN STRAIGHT BOWL GAME APPEARANCES ► 21 CONFERENCE CHAMPIONSHIPS



10/4	at Cal Poly SLO*	L	18-20
10/11	Pepperdine*	W	33-13
10/18	Redlands	W	27-12
10/25	Cal State L.A.*	W	41-26
11/1	Fresno State	L	33-49
11/8	San Francisco State	W	39-28
11/17	San Diego Marines (HC)	L	21-51
11/21	at UC Santa Barbara*	L	20-21
Total			238-267

1953 5-3-1; 3-1-1 CCAA (2ND)

Home: 3-2, Away: 2-1-1

Head Coach: Bill Schutte

9/26	Hawaii	W	40-7
10/3	Cal Poly SLO*	L	12-33
10/10	at Pepperdine*	W	6-0
10/17	at New Mexico	L	12-41
10/23	at Cal State L.A.*	W	40-13
10/31	at Fresno State*	T	27-27
11/7	Occidental (HC)	W	14-7
11/14	San Diego Marines	L	7-14
11/21	UC Santa Barbara*	W	72-0
Total			230-142

1954 5-4; 2-2 CCAA (2ND)

Home: 4-2, Away: 1-2

Head Coach: Bill Schutte

9/25	New Mexico	L	7-28
10/2	at Cal Poly SLO*	L	14-26
10/8	at San Francisco State	L	10-12
10/16	San Diego Marines	W	14-0
10/23	Cal State L.A.* (HC)	W	38-0
10/30	Fresno State*	L	0-20
11/13	Pepperdine	W	20-12
11/20	at UC Santa Barbara*	W	33-14
11/27	Whittier	W	41-28
Total			177-140

1955 2-8; 1-1 CCAA (UNAVAILABLE)

Home: 2-3, Away: 0-5

Head Coach: Bill Schutte

9/25	at Pepperdine	L	0-21
10/1	Cal Poly SLO*	L	6-12
10/8	at Pomona	L	20-28
10/15	Arizona State	L	0-46
10/22	San Diego NTC	W	14-12
10/29	San Francisco State (HC)	W	7-6
11/5	at Fresno State*	L	6-20
11/12	at New Mexico State	L	6-26
11/19	San Diego Marines	L	0-32
11/26	at Whittier	L	6-28
Total			65-231

1956 4-3-2; 2-1 CCAA (T-2ND)

Home: 1-1-2, Away: 3-2

Head Coach: Paul Governali

9/29	Pepperdine	W	27-7
10/5	at San Francisco State	W	26-6
10/13	at Cal Poly SLO*	W	7-6
10/20	San José State	T	27-27
10/27	San Diego Marines	T	19-19
11/3	at Arizona State	L	0-61
11/10	at UC Santa Barbara*	W	30-7
11/17	Fresno State*	L	7-50
11/24	at New Mexico	L	6-34
Total			149-217

1957 2-7; 0-2 CCAA (5TH)

Home: 1-4, Away: 1-3

Head Coach: Paul Governali

9/21	Pacific*	L	6-32
9/28	San Francisco State	W	14-13
10/5	at La Verne	W	38-0
10/12	San Diego Marines	L	7-20
10/19	at San José State	L	0-46
10/26	Arizona State	L	0-66
11/2	at Fresno State*	L	0-27
11/9	Hawaii Marines	L	0-25
11/15	at Pepperdine	L	12-14
Total			77-243

1958 3-5; 2-3 CCAA (4TH)

Home: 2-3, Away: 1-2

Head Coach: Paul Governali

9/20	at UC Santa Barbara*	L	0-25
9/27	Pepperdine	W	6-0
10/3	at Long Beach State	W	20-12
10/18	Cal State L.A.*	W	7-0
11/1	Fresno State* (HC)	L	20-22
11/8	San Diego Marines	L	0-25
11/15	at Cal Poly SLO*	L	14-48
11/22	Pacific*	L	17-68
Total			84-200

1959 1-6-1; 0-5 CCAA (6TH)

Home: 0-4, Away: 1-2-1

Head Coach: Paul Governali

9/26	Cal State L.A.*	L	3-21
10/3	Cal Poly SLO*	L	6-13
10/10	at Long Beach State*	L	6-14
10/17	at Redlands	W	19-15
10/31	at Fresno State*	L	13-38
11/7	UC Santa Barbara* (HC)	L	7-29
11/14	at Pepperdine	T	14-14
11/21	San Diego Marines	L	6-64
Total			74-108

1960 1-6-1; 0-5 CCAA (6TH)

Home: 1-3-1, Away: 0-3

Head Coach: Paul Governali

9/24	Cal State L.A.*	L	14-24
10/1	at Cal Poly SLO*	L	6-34
10/8	at Long Beach State*	L	0-28
10/15	Redlands	T	0-0
10/22	at UC Santa Barbara*	L	6-8
10/29	Fresno State* (HC)	L	0-60
11/5	Pepperdine	W	27-20
11/12	San Diego Marines	L	0-33
Total			53-207

1961 7-2-1; 2-2-1 CCAA (4TH)

Home: 5-1, Away: 2-1-1

Head Coach: Don Coryell

9/23	at Cal State L.A.*	T	13-13
9/30	Cal Poly SLO*	W	9-6
10/7	Long Beach State*	L	15-17
10/14	at Redlands	W	32-20
10/21	UC Santa Barbara* (HC)	W	21-6
10/28	at Fresno State*	L	6-27
11/4	at Pepperdine	W	21-6
11/11	Cal Western	W	54-34
11/18	Univ. of San Diego	W	42-12
11/27	San Diego Marines	W	18-13
Total			231-154

1962 8-2; 6-0 CCAA (1ST)

Home: 5-2, Away: 3-0

Head Coach: Don Coryell

9/15	Cal Poly Pomona	L	6-13
9/22	Cal State L.A.*	W	26-14
9/29	at Cal Poly SLO*	W	35-14
10/6	at Long Beach State*	W	36-8
10/13	Redlands	W	39-0
10/19	at UC Santa Barbara*	W	46-8
10/27	Fresno State*	W	29-26
11/3	Cal State Northridge*	W	39-0
11/10	Pacific (HC)	W	32-18
11/17	San Diego Marines	L	6-34
Total			294-135

1963 7-2; 4-1 CCAA (1ST)

Home: 4-1, Away: 3-1

Head Coach: Don Coryell

9/28	Cal Poly Pomona	W	42-7
10/5	Cal Poly SLO*	W	69-0
10/12	Long Beach State*	W	33-8
10/19	at Cal State L.A.*	L	30-43
10/26	UC Santa Barbara (HC)	W	42-14
11/2	at Fresno State*	W	34-6
11/9	at Pacific	W	34-18
11/16	at Cal State Northridge*	W	21-6
11/30	San Diego Marines	L	12-16
Total			317-118

1964 8-2; 4-1 CCAA (2ND)

Home: 4-1, Away: 4-1

Head Coach: Don Coryell

9/19	at Cal Poly Pomona	W	53-8
9/26	San Francisco State	W	54-0
10/3	at Cal Poly SLO*	W	59-7
10/10	at Long Beach State*	W	45-8
10/17	Cal State L.A.*	L	0-7
10/24	at UC Santa Barbara	W	50-9
10/31	Fresno State*	W	44-6
11/14	Cal State Northridge* (HC)	W	53-0
11/21	Cal Western	W	50-6
11/28	at San José State	L	15-20
Total			423-71

1965 8-2; 3-2 CCAA (3RD)

Home: 5-1, Away: 3-1

Head Coach: Don Coryell

9/18	Pacific	W	46-6
9/25	Akron	W	41-0
10/2	Cal Poly SLO*	W	41-0
10/9	Long Beach State*	L	32-35
10/16	at Cal State L.A.*	L	12-26
10/23	Cal Poly Pomona (HC)	W	41-13
10/30	at Fresno State*	W	26-7
11/13	at Cal State Northridge*	W	50-0
11/20	at Northern Arizona	W	20-0
11/27	Cal Western	W	44-0
Total			353-87

1966 11-0; 5-0 CCAA (1ST)

Home: 6-0, Away: 4-0, Neutral 1-0

Head Coach: Don Coryell

9/17	Mexico Polytechnic	W	45-0
9/24	at Weber State	W	38-34
10/1	at Cal Poly SLO*	W	14-13
10/8	at Long Beach State*	W	21-18
10/19	at San José State	W	25-0
10/29	Fresno State*	W	34-13
11/5	North Dakota State	W	36-0
11/12	Cal State Northridge*	W	21-0

All-Time Scores



SEVEN STRAIGHT BOWL GAME APPEARANCES ► 21 CONFERENCE CHAMPIONSHIPS

11/19	Northern Arizona (HC)	W	16-8
11/26	Cal State L.A.*	W	39-12
1966 CAMELLIA BOWL (Hughes Stadium, Sacramento, Calif.)			
12/10	vs. Montana State	W	28-7
Total			317-105

1967 10-1; 5-0 CCAA (1ST)

Home: 5-1, Away: 4-0, Neutral 1-0

Head Coach: Don Coryell

9/15	Tennessee State	W	16-8
9/23	Weber State	W	58-12
9/30	Cal Poly SLO*	W	26-20
10/7	Long Beach State*	W	20-7
10/14	at Cal State L.A.*	W	28-0
10/21	at Northern Illinois	W	47-6
10/28	at Fresno State*	W	28-21
11/11	at Cal State Northridge*	W	30-21
11/18	Montana State (HC)	W	14-3
11/25	Utah State	L	25-31

1967 CAMELLIA BOWL (Hughes Stadium, Sacramento, Calif.)

12/9	vs. San Francisco State	W	27-6
Total			319-135

1968 9-0-1; INDEPENDENT

Home: 8-0-1, Away: 1-0

Head Coach: Don Coryell

9/14	Texas-Arlington	W	23-18
9/20	Northern Illinois	W	40-21
9/28	at Montana State	W	34-22
10/12	Texas Southern	W	42-23
10/19	Cal State L.A.	W	37-14
10/26	San José State (HC)	W	48-6
11/2	Fresno State	W	42-12
11/9	Southern Mississippi	W	68-7
11/23	Tennessee State	T	13-13
11/30	Utah State	W	30-19
Total			377-155

1969 11-0; 6-0 PCAA (1ST)

Final National Ranking: 18 (UPI)

Home: 6-0, Away: 4-0, Neutral: 1-0

Head Coach: Don Coryell

9/27	Cal State L.A.*	W	49-0
10/4	at San José State*	W	55-21
10/11	at West Texas State	W	24-14
10/18	at Texas-Arlington	W	27-10
10/25	UC Santa Barbara*	W	55-13
11/1	at Fresno State*	W	48-20
11/8	Pacific*	W	58-32
11/15	New Mexico State	W	70-21
11/22	North Texas State (HC)	W	42-24
11/29	(-/-18) Long Beach State*	W	36-32

1969 PASADENA BOWL (Rose Bowl, Pasadena, Calif.)

12/6	(-/-19) vs. Boston U.	W	28-7
Total			492-194

1970 9-2; 5-1 PCAA (1ST)

Home: 6-2, Away: 3-0

Head Coach: Don Coryell

9/12	at Northern Illinois	W	35-3
9/19	at Northern Texas State	W	23-0
9/26	Cal State L.A.*	W	35-0
10/3	(-/-20) Brigham Young	W	31-11
10/10	(-/-20) Southern Mississippi	W	41-14
10/17	(-/-19) San José State*	W	32-6
10/31	(14/14) Fresno State*	W	56-14
11/7	(14/14) at Pacific*	W	14-13
11/14	(14/17) UC Santa Barbara*	W	65-7
11/20	(14/14) Long Beach State*	L	11-27
11/28	(-/-19) Iowa State	L	22-28
Total			364-123

1971 6-5; 2-3 PCAA (T-4TH)

Home: 5-2, Away: 1-3

Head Coach: Don Coryell

9/25	at Southern Mississippi	L	0-10
10/2	Northern Illinois	W	30-10
10/9	Pacific*	W	14-7
10/16	at UC Santa Barbara*	W	27-23
10/22	Utah State	W	36-20
10/30	at Fresno State*	L	10-17
11/6	at San José State*	L	7-45
11/13	Long Beach State* (HC)	L	7-12
11/20	Arizona	W	39-10
11/27	Iowa State	L	31-48
12/4	North Texas State	W	44-28
Total			245-230

1972 10-1; 4-0 PCAA (1ST)

Final National Ranking: 20 (UPI)

Home: 7-0, Away: 3-1

Head Coach: Don Coryell

9/8	Oregon State	W	17-8
9/23	at North Texas State	W	25-0
9/30	at Kent State	W	14-0
10/7	San José State*	W	23-12
10/14	at Houston	L	14-49
10/21	Bowling Green	W	35-19
10/28	Fresno State*	W	21-14
11/4	West Texas State	W	37-6
11/11	Pacific*	W	20-7
11/25	at Long Beach State*	W	33-14
12/2	Iowa State	W	27-14
Total			266-143

1973 9-1-1; 3-0-1 PCAA (1ST)

Final National Ranking: 19 (UPI)

Home: 6-1, Away: 3-0-1

Head Coach: Claude Gilbert

9/22	at Utah State	W	35-7
9/30	Kent State	W	17-9
10/6	Houston (13)	L	9-14
10/13	New Mexico State	W	27-0
10/20	at Pacific*	W	13-10
10/27	Florida State	W	38-17
11/3	at San José State*	T	27-27
11/10	Long Beach State*	W	17-2
11/17	at Fresno State*	W	41-6
11/24	North Texas State	W	56-9
12/1	Iowa State	W	41-28
Total			321-129

1974 8-2-1; 4-0 PCAA (1ST)

Final National Ranking: 19 (UPI)

Home: 6-0-1, Away: 2-2

Head Coach: Claude Gilbert

9/14	at Arizona	L	10-17
9/21	Tampa	W	28-25
9/28	at UTEP	W	26-12
10/12	at Fresno State*	W	24-21
10/19	San José State* (HC)	W	40-14
10/26	Long Beach State*	W	27-17
11/2	(20/-) at North Texas State	L	9-14
11/9	Pacific*	W	37-9
11/16	New Mexico State	W	35-14
11/23	Bowling Green	T	21-21
11/30	Utah State	W	34-6
Total			291-170

1975 8-3; 3-2 PCAA (3RD)

Home: 4-2, Away: 4-1

Head Coach: Claude Gilbert

9/6	UTEP	W	31-10
9/13	at Oregon State	W	25-0
9/20	(-/-20) North Texas State	W	30-12
9/27	(-/-16) at Utah State	W	19-10
10/4	(-/-18) Cal State Fullerton*	W	59-14
10/11	(-/-19) at Fresno State*	W	29-0
10/18	(-/-18) New Mexico State	W	48-3
11/1	(18/17) at Pacific*	W	31-13
11/8	(13/12) Arizona	L	24-31
11/15	at San José State*	L	7-31
11/22	Long Beach State*	L	17-21
Total			320-145

1976 10-1; INDEPENDENT

Home: 7-1, Away: 3-0

Head Coach: Claude Gilbert

9/12	Arkansas State	W	24-14
9/18	Fresno State	W	7-3
9/25	at Bowling Green	W	27-15
10/2	Brigham Young	L	0-8
10/16	Pacific	W	21-15
10/23	Cal State Fullerton	W	27-14
10/30	at UTEP	W	27-16
11/6	San José State (HC)	W	30-17
11/13	Utah State	W	7-6
11/20	at Long Beach State	W	10-3
11/27	New Mexico	W	17-14
Total			197-125

1977 10-1; INDEPENDENT

Final National Ranking: 16 (AP), 19 (UPI)

Home: 7-0, Away: 3-1

Head Coach: Claude Gilbert

9/10	Cal State Fullerton	W	34-17
10/17	at Arizona	W	21-14
10/1	Utah State	W	19-0
10/8	at Fresno State	L	14-34
10/15	UTEP	W	49-7
10/22	UNLV	W	31-7
10/29	Tulsa (HC)	W	41-7
11/5	at Pacific	W	29-7
11/12	Long Beach State	W	33-22
11/19	Florida State (13)	W	41-16
11/26	(16/-) at San José State	W	37-34
Total			349-165

1978 4-7; 2-4 WESTERN ATHLETIC (6TH)

Home: 4-1, Away: 0-6

Head Coach: Claude Gilbert

9/16	at Iowa State (19)	L	13-14
9/23	at UTEP*	L	24-31
10/7	Fresno State	W	31-14
10/14	at Wyoming*	L	22-31
10/21	Pacific	W	31-28
10/28	at Long Beach State	L	25-27
11/4	Colorado State (HC)*	W	34-31
11/11	at Brigham Young*	L	3-21
11/18	at Miami	L	14-16
11/25	New Mexico*	W	27-24
12/2	Utah*	L	18-20
Total			242-257

All-Time Scores



SEVEN STRAIGHT BOWL GAME APPEARANCES ► 21 CONFERENCE CHAMPIONSHIPS

1979 8-3; 4-2 WESTERN ATHLETIC (T-2ND)

Home: 5-1, Away: 2-2

Head Coach: Claude Gilbert

9/8	at Missouri	L	15-45
9/22	at Fresno State	W	32-23
9/29	Wisconsin	W	24-17
10/6	at New Mexico*	W	35-7
10/13	Miami	W	31-20
10/20	at Colorado State*	L	3-37
10/27	at Utah*	W	17-13
11/3	Wyoming (HC)*	W	31-21
11/10	Arizona	W	42-10
11/17	UTEP*	W	42-20
11/24	Brigham Young (10)*	L	14-63
Total			286-276

1980 4-8; 4-4 WESTERN ATHLETIC (4TH)

Home: 2-4, Away: 2-4

Head Coach: Claude Gilbert

9/13	at Brigham Young*	L	11-35
9/20	at Air Force*	W	13-10
9/27	Missouri (12)	L	7-31
10/4	at Wisconsin	L	12-35
10/11	UNLV	L	17-28
10/18	Colorado State*	L	7-26
10/25	at Wyoming*	L	9-34
11/1	Oklahoma State (HC)	L	6-15
11/8	at Hawaii*	L	6-31
11/15	at UTEP*	W	28-7
11/22	New Mexico*	W	24-22
11/29	Utah*	W	21-20
Total			161-294

1981 6-5; 3-5 WESTERN ATHLETIC (6TH)

Home: 2-3, Away: 4-1, Neutral: 0-1

Head Coach: Doug Scovill

9/12	at Colorado State*	W	30-14
9/26	at Oklahoma State	W	23-16
10/3	at New Mexico*	W	17-15
10/10	Iowa State (12)	W	52-31
10/17	Brigham Young*	L	7-27
10/24	Hawaii*	L	10-28
10/31	at Utah*	L	14-17
11/7	Wyoming* (HC)	L	13-24
11/14	at UNLV	W	38-20
11/21	UTEP*	W	59-14

1981 MIRAGE BOWL (Japan, regular season game)

11/29	vs. Air Force*	L	16-21
Total			279-227

1982 7-5; 4-3 WESTERN ATHLETIC (T-3RD)

Home: 5-1, Away: 2-4

Head Coach: Doug Scovill

9/11	at Air Force*	L	32-44
9/18	at California	L	0-28
9/25	UNLV	W	26-23
10/2	at Washington (1)	L	25-46
10/9	at Wyoming*	W	24-21
10/16	New Mexico*	L	17-22
10/23	Long Beach State (HC)	W	51-17
10/30	Utah*	W	21-17
11/6	at Hawaii*	W	31-28
11/13	at Brigham Young*	L	8-58
11/20	Colorado State*	W	38-10
11/27	Oklahoma State	W	35-6
Total			308-320

1983 2-9-1; 1-6-1 WESTERN ATHLETIC (8TH)

Home: 1-4, Away: 1-5-1

Head Coach: Doug Scovill

9/3	at Tulsa	L	9-34
9/10	California	W	28-14
9/17	at Utah*	L	24-27
9/24	at UTEP*	W	21-33
10/1	at Hawaii*	T	27-27
10/8	Long Beach State	L	13-20
10/15	at Colorado State*	L	15-17
10/22	Brigham Young*	L	12-47
10/27	at UNLV	L	10-28
11/12	Wyoming* (HC)	L	21-33
11/19	at New Mexico*	L	14-34
12/3	Air Force* (18)	L	7-38
Total			221-352

1984 4-7-1; 4-3-1 WESTERN ATHLETIC (T-4TH)

Home: 3-3-1, Away: 1-4

Head Coach: Doug Scovill

9/1	at Air Force*	L	16-34
9/9	UCLA (4)	L	15-18
9/15	UTEP*	W	51-2
9/24	at Oklahoma State (12)	L	16-19
10/6	at Wyoming*	W	21-0
10/13	Utah*	T	24-24
10/20	Colorado State* (HC)	W	41-24
10/27	at Hawaii*	L	10-16
11/3	UNLV	L	14-30
11/10	at Brigham Young* (4)	L	3-34
11/17	New Mexico*	W	37-31
11/24	Long Beach State	L	17-18
Total			265-250

1985 5-6-1; 3-4-1 WESTERN ATHLETIC (6TH)

Home: 5-2, Away: 0-4-1

Head Coach: Doug Scovill

9/14	Long Beach State	W	34-14
9/21	at UCLA (12)	L	16-34
9/28	Colorado State*	W	48-23
10/5	Stanford	W	41-22
10/12	at Brigham Young* (11)	L	0-28
10/19	Utah* (HC)	L	37-39
10/26	Oregon	L	37-49
11/2	at Air Force* (7)	L	10-31
11/9	at Wyoming*	L	20-41
11/16	UTEP*	W	34-6
11/23	New Mexico*	W	55-20
11/30	at Hawaii*	T	10-10
Total			342-317

1986 8-4; 7-1 WESTERN ATHLETIC (1ST)

Final National Ranking: 25 (CNN/USA Today)

Home: 4-3, Away: 4-1

Head Coach: Denny Stolz

9/6	Long Beach State	W	27-24
9/13	at Utah*	W	37-30
9/20	UCLA (19)	L	14-45
9/27	at New Mexico*	W	38-34
10/4	at Stanford (20)	L	10-17
10/18	at UTEP*	W	15-10
10/25	Air Force* (HC)	L	10-22
11/1	at Colorado State*	W	27-26
11/15	Wyoming*	W	31-24
11/22	Hawaii*	W	35-5
11/29	Brigham Young*	W	10-3

1986 HOLIDAY BOWL (Jack Murphy Stadium; San Diego, Calif.)

12/30	Iowa (16)	L	38-39
Total			292-279

The Holiday Bowl is considered a home game for SDSU per the NCAA.

1987 5-7; 4-4 WESTERN ATHLETIC (5TH)

Home: 4-2, Away: 1-5

Head Coach: Denny Stolz

9/5	at UCLA (3)	L	14-47
9/12	Utah*	W	52-34
9/19	at Air Force*	L	7-49
9/26	at Oregon	L	20-25
10/3	at Wyoming*	L	10-52
10/10	UTEP*	L	33-34
10/17	Stanford	L	40-44
10/24	Long Beach State (HC)	W	52-42
10/31	at Hawaii*	W	29-21
11/7	at Brigham Young*	L	21-38
11/14	Colorado State*	W	26-12
11/21	New Mexico*	W	53-30
Total			357-428

1988 3-8; 3-5 WESTERN ATHLETIC (T-6TH)

Home: 2-3, Away: 1-5

Head Coach: Denny Stolz

9/3	at UCLA (5)	L	6-59
9/11	Air Force*	W	39-36
9/17	at Stanford	L	10-31
10/1	Oregon (20)	L	13-34
10/8	Wyoming*	L	27-55
10/15	Hawaii* (HC)	L	30-32
10/22	at Colorado State*	L	7-13
10/29	at Utah*	L	20-41
11/5	Brigham Young* (20)	W	27-15
11/12	at UTEP*	L	7-58
11/19	at New Mexico*	W	18-10
Total			204-384

1989 6-5-1; 4-3 WESTERN ATHLETIC (T-5TH)

Home: 4-2-1, Away: 2-3

Head Coach: Al Luginbill

9/2	at Air Force*	L	36-52
9/16	UCLA (20)	L	25-28
9/23	Cal State Fullerton	T	41-41
9/30	at Utah*	W	38-27
10/7	at Hawaii* (20)	L	24-31
10/14	Long Beach State	W	30-26
10/21	Pacific (HC)	W	35-7
10/28	at UTEP*	W	34-31
11/4	New Mexico*	W	45-28
11/11	Wyoming*	W	27-17
11/18	at Miami (7)	L	6-42
11/25	Brigham Young* (21)	L	27-48
Total			368-372

1990 6-5; 5-2 WESTERN ATHLETIC (3RD)

Home: 5-1, Away: 1-4

Head Coach: Al Luginbill

9/8	at Oregon	L	21-42
9/15	Long Beach State	W	38-20
9/22	at Brigham Young* (4)	L	34-62
9/29	Air Force*	W	48-18
10/6	at Wyoming*	L	51-52
10/13	at UCLA	L	31-45
11/3	Utah* (HC)	W	66-14
11/10	Hawaii*	W	44-38
11/17	at New Mexico*	W	40-34
11/24	UTEP*	W	53-31
12/1	Miami (2)	L	28-30
Total			459-386

(#/#) in front of opponent is SDSU's national rank (AP/Coaches) at game time. (#) following opponent is opponent's national rank (AP).

All-Time Scores



SEVEN STRAIGHT BOWL GAME APPEARANCES ► 21 CONFERENCE CHAMPIONSHIPS

1991 ► 8-4-1 OVERALL ► 6-1-1 WESTERN ATHLETIC (2ND) ► HOME: 5-1-1; AWAY: 3-2; NEUTRAL: 0-1

COACH: AL LUGINBILL

Date	Opponent	Result	Score	AP Rk	Coach Rk	FD - FD	Total Yds - Yds	TOs - TOs	Passing Yds - Yds	TDs - TDs	Rushing Yds - Yds	TDs - TDs	Temp	Att.	Misc	Television
S.8	LONG BEACH STATE	W	49 - 13			24 - 16	518 - 223	4 - 3	335 - 186	1 - 2	183 - 37	4 - 0	68	26,749	N	Prime Ticket
S.14	PACIFIC	W	55 - 34			34 - 31	699 - 155	3 - 2	269 - 399	2 - 0	430 - 155	7 - 3	65	24,408	N	Prime Ticket
S.21	at Air Force*	L	20 - 21			16 - 17	218 - 321	1 - 2	94 - 93	1 - 0	124 - 228	2 - 3	72	43,011	D	Prime Ticket
S.26	UCLA	L	12 - 37			19 - 34	322 - 644	4 - 2	182 - 382	1 - 3	140 - 262	1 - 2	78	37,333	D	ESPN
O.5	at Hawai'i*	W	47 - 21			24 - 15	578 - 233	1 - 1	273 - 76	0 - 0	305 - 157	6 - 3	81	38,259	N	Prime Ticket
O.12	NEW MEXICO*	W	38 - 24			20 - 24	459 - 404	7 - 4	205 - 342	1 - 2	254 - 62	4 - 0	72	21,338	N	Prime Ticket
O.19	at UTEP*	W	28 - 21			26 - 15	469 - 383	1 - 0	296 - 173	2 - 2	173 - 210	2 - 1	76	25,342	N	Prime Ticket
O.26	at Utah*	W	24 - 21			29 - 17	471 - 381	1 - 0	308 - 316	3 - 2	163 - 65	0 - 1	58	25,657	D	ABC (r)
N.2	WYOMING*	W	24 - 22			17 - 19	415 - 514	1 - 2	241 - 403	2 - 1	174 - 111	0 - 2	65	35,961	N, HC	Prime Ticket
N.9	COLORADO STATE*	W	42 - 32			24 - 22	468 - 430	0 - 2	279 - 189	4 - 1	189 - 241	2 - 3	62	30,163	N	Prime Ticket
N.16	BRIGHAM YOUNG*	T	52 - 52			30 - 37	695 - 767	2 - 3	568 - 599	5 - 6	127 - 168	2 - 1	57	56,737	N	ESPN
N.30	at Miami	L	12 - 39	1	1	28 - 19	427 - 579	4 - 2	213 - 485	1 - 4	214 - 94	0 - 0	78	56,721	N	ESPN
1991 FREEDOM BOWL (Anaheim Stadium; Anaheim, Calif.)																
D.30	vs. Tulsa	L	17 - 28	23	-	21 - 23	353 - 378	2 - 1	164 - 122	0 - 0	189 - 256	2 - 4	58	34,217	N	Raycom

1992 ► 5-5-1 OVERALL ► 5-3 WESTERN ATHLETIC (4TH) ► HOME: 2-3-1; AWAY: 3-2

COACH: AL LUGINBILL

Date	Opponent	Result	Score	AP Rk	Coach Rk	FD - FD	Total Yds - Yds	TOs - TOs	Passing Yds - Yds	TDs - TDs	Rushing Yds - Yds	TDs - TDs	Temp	Att.	Misc	Television
RALPHS HOLIDAY CLASSIC (Jack Murphy Stadium; San Diego, Calif.)																
S.5	Southern California	T	31 - 31			20 - 20	391 - 443	1 - 2	162 - 278	1 - 4	229 - 165	3 - 0		52,168	D	ABC (r)
S.10	at Brigham Young*	W	45 - 38			17 - 27	446 - 561	1 - 2	136 - 380	2 - 5	310 - 181	3 - 0		65,261	N	ESPN
S.26	(21) at UCLA	L	7 - 35	11		11 - 28	264 - 471	3 - 4	142 - 141	0 - 2	141 - 346	1 - 3		51,101	D	ABC (r)
O.3	at New Mexico*	W	49 - 21			32 - 10	597 - 259	2 - 2	317 - 155	3 - 2	280 - 104	4 - 1		23,186	N	
O.17	UTEP*	W	49 - 27			23 - 24	594 - 394	0 - 2	372 - 244	4 - 2	222 - 150	2 - 1		49,446	N, HC	
O.24	AIR FORCE*	L	17 - 20			19 - 13	327 - 294	1 - 3	189 - 70	2 - 0	167 - 247	0 - 2		36,892	N	ESPN
O.31	at Colorado State*	W	20 - 13			21 - 24	391 - 387	0 - 1	299 - 107	2 - 0	92 - 280	0 - 2		16,310	D	Prime Ticket
N.7	at Wyoming*	L	6 - 17			20 - 19	336 - 405	3 - 5	197 - 266	0 - 1	139 - 139	0 - 1		19,140	D	ABC (r)
N.14	HAWAII*	W	52 - 28	23		30 - 13	675 - 317	2 - 0	354 - 127	3 - 0	330 - 190	4 - 3		50,021	N	Prime Ticket
N.21	FRESNO STATE*	L	41 - 45			22 - 24	530 - 520	2 - 1	387 - 268	3 - 2	143 - 252	1 - 3		41,523	D	ABC (r)
N.28	MIAMI	L	17 - 63	1		15 - 27	225 - 581	3 - 0	218 - 518	2 - 2	7 - 174	3 - 0		52,108	D	ESPN

(21) prior to UCLA indicates SDSU AP national ranking at game time. The Ralphs Holiday Classic is considered a home game for San Diego State per the NCAA.

1993 ► 6-6 OVERALL ► 4-4 WESTERN ATHLETIC (T-6TH) ► HOME: 4-3; AWAY: 2-3

COACH: AL LUGINBILL

Date	Opponent	Result	Score	AP Rk	Coach Rk	FD - FD	Total Yds - Yds	TOs - TOs	Passing Yds - Yds	TDs - TDs	Rushing Yds - Yds	TDs - TDs	Temp	Att.	Misc	Television
S.4	CAL ST. NORTHBRIDGE	W	34 - 17			29 - 9	413 - 285	3 - 1	174 - 205	0 - 1	239 - 80	4 - 1	72	40,872	N	
S.11	at California	L	25 - 45	21		18 - 19	364 - 519	3 - 3	323 - 335	3 - 4	41 - 184	1 - 2	71	42,000	D	Prime Ticket
S.18	at Air Force*	W	38 - 31			31 - 22	537 - 395	2 - 2	423 - 46	2 - 0	114 - 349	3 - 3	54	40,086	D	ABC (r)
S.25	MINNESOTA	W	48 - 17			28 - 17	457 - 305	2 - 3	375 - 205	4 - 2	82 - 100	1 - 0	70	41,487	N	Prime Ticket
S.30	UCLA	L	13 - 52			23 - 22	380 - 521	3 - 1	350 - 252	1 - 4	30 - 269	1 - 3	80	44,669	D	ESPN
O.9	at Hawai'i*	W	45 - 14			24 - 15	493 - 281	1 - 4	259 - 123	1 - 0	234 - 158	4 - 2	81	45,641	N	Prime Ticket
O.16	COLORADO STATE*	W	30 - 3			27 - 11	471 - 168	2 - 1	334 - 99	3 - 0	137 - 69	0 - 0	62	32,335	N	
O.23	NEW MEXICO*	W	20 - 17			24 - 15	417 - 314	1 - 1	251 - 231	1 - 1	166 - 83	1 - 1	68	39,260	N, HC	
O.30	at Utah*	L	41 - 45			31 - 25	621 - 592	2 - 0	419 - 389	4 - 3	202 - 203	2 - 3	45	23,025	D	Prime Ticket
N.11	BRIGHAM YOUNG*	L	44 - 45			21 - 20	495 - 543	3 - 1	265 - 417	4 - 5	230 - 126	2 - 1	57	40,137	D	ESPN
N.20	at Fresno State*	L	37 - 63			22 - 34	487 - 696	2 - 1	449 - 272	4 - 3	38 - 424	1 - 6	56	41,031	D	
N.27	WYOMING*	L	38 - 43			27 - 27	451 - 518	1 - 2	214 - 341	1 - 3	237 - 177	3 - 1	58	30,579		

1994 ► 4-7 OVERALL ► 2-6 WESTERN ATHLETIC (8TH) ► HOME: 3-3; AWAY: 1-4

COACH: TED TOLLNER

Date	Opponent	Result	Score	AP Rk	Coach Rk	FD - FD	Total Yds - Yds	TOs - TOs	Passing Yds - Yds	TDs - TDs	Rushing Yds - Yds	TDs - TDs	Temp	Att.	Misc	Television
S.3	NAVY	W	56 - 14			26 - 11	503 - 232	0 - 4	317 - 212	5 - 2	186 - 20	2 - 0		25,248	D	
S.10	CALIFORNIA	W	22 - 20			21 - 20	363 - 368	1 - 2	314 - 242	2 - 2	49 - 126	0 - 0	73	40,922	N	
S.17	at Minnesota	L	17 - 40			17 - 24	309 - 420	2 - 2	236 - 213	1 - 0	73 - 207	1 - 2	Dome	32,212	N	
S.24	at Colorado State*	L	17 - 19			22 - 12	339 - 311	1 - 1	236 - 185	0 - 1	103 - 126	1 - 1	80	32,618	D	Prime Ticket
O.1	AIR FORCE*	L	35 - 36			29 - 19	527 - 416	8 - 3	421 - 111	3 - 1	88 - 305	2 - 2	70	33,268	N	
O.8	UTAH*	L	22 - 38			21 - 28	340 - 549	4 - 2	253 - 354	1 - 3	87 - 195	1 - 2	75	34,393	N, HC	
O.15	at New Mexico*	W	20 - 13			23 - 29	396 - 504	2 - 3	193 - 175	1 - 0	203 - 329	1 - 1	56	26,831	N	
O.22	at Wyoming*	L	35 - 52			17 - 35	399 - 648	2 - 2	298 - 401	4 - 5	101 - 247	1 - 1	57	21,132	D	Prime Ticket
O.29	HAWAII*	W	38 - 23			22 - 20	421 - 400	5 - 6	236 - 213	2 - 2	185 - 187	3 - 1	69	34,096	N	
N.10	at Brigham Young*	L	28 - 35	23		16 - 28	312 - 505	1 - 3	293 - 392	4 - 2	19 - 113	0 - 3	60	58,576	N	ESPN
N.26	FRESNO STATE*	L	42 - 49			29 - 27	589 - 519	3 - 0	447 - 338	4 - 1	142 - 181	2 - 5	59	23,344	D	

All-Time Scores



SEVEN STRAIGHT BOWL GAME APPEARANCES ► 21 CONFERENCE CHAMPIONSHIPS

1995 ► 8-4 OVERALL ► 5-3 WESTERN ATHLETIC (5TH) ► HOME: 5-2; AWAY: 3-2

COACH: TED TOLLNER

Date	Opponent	Result	Score	AP Coach		FD - FD	Total		Passing		Rushing		Temp	Att.	Misc	Television
				Rk	Rk		Yds - Yds	TOs - TOs	Yds - Yds	TDs - TDs	Yds - Yds	TDs - TDs				
S.2	CALIFORNIA	W	33 - 9			23 - 20	401 - 266	2 - 3	172 - 216	1 - 0	229 - 50	3 - 1	73	32,172	N	
S.9	at Oklahoma	L	22 - 38	14	14	17 - 26	339 - 586	4 - 3	252 - 220	1 - 1	87 - 366	2 - 3	77	71,119	D	Prime Sports
S.16	at Brigham Young*	L	19 - 31			24 - 18	470 - 389	3 - 1	376 - 405	3 - 1	94 - (-16)	0 - 1	82	57,221	N	ESPN
S.28	NEVADA	W	30 - 27			23 - 26	421 - 527	2 - 5	286 - 401	2 - 2	135 - 126	1 - 0	68	23,585	N	Prime Sports
O.7	at Utah*	W	24 - 21			26 - 29	466 - 502	1 - 5	297 - 357	2 - 3	169 - 145	1 - 0	55	31,552	N	PrimeSports
O.14	FRESNO STATE*	W	48 - 24			27 - 20	656 - 455	3 - 2	355 - 360	1 - 2	301 - 195	5 - 0	68	28,506	N	KMPH
O.21	SAN JOSÉ STATE	W	49 - 20			23 - 23	619 - 458	4 - 2	254 - 285	4 - 1	365 - 173	3 - 2	63	31,555	N, HC	
O.28	at UTEP*	W	45 - 16			25 - 22	506 - 472	3 - 7	188 - 315	2 - 2	318 - 157	3 - 0	73	13,720	N	
N.4	NEW MEXICO*	W	38 - 29			26 - 34	529 - 583	0 - 2	328 - 351	3 - 2	201 - 232	3 - 2	62	25,119	D	
N.11	(25) WYOMING*	L	31 - 34			19 - 31	380 - 546	3 - 3	202 - 175	2 - 1	178 - 371	1 - 4	58	32,846	D	
N.18	at Hawai'i*	W	49 - 10			27 - 19	573 - 319	0 - 2	331 - 274	2 - 1	242 - 45	5 - 0	84	27,561	N	ESPN2
N.26	COLORADO STATE*	L	13 - 24			22 - 16	425 - 401	2 - 1	311 - 247	1 - 2	114 - 154	0 - 0	63	41,603	D	

(25) prior to Wyoming indicates SDSU AP national ranking at game time.

1996 ► 8-3 OVERALL ► 6-2 WESTERN ATHLETIC (T-2ND/PACIFIC DIV.) ► HOME: 6-0; AWAY: 2-3

COACH: TED TOLLNER

Date	Opponent	Result	Score	AP Coach		FD - FD	Total		Passing		Rushing		Temp	Att.	Misc	Television
				Rk	Rk		Yds - Yds	TOs - TOs	Yds - Yds	TDs - TDs	Yds - Yds	TDs - TDs				
S.7	IDAHO	W	40 - 21			20 - 21	476 - 412	0 - 4	325 - 381	2 - 2	151 - 31	2 - 0	70	29,449	N	
S.14	at California	L	37 - 42			23 - 18	486 - 488	2 - 0	477 - 278	4 - 2	9 - 210	1 - 3	72	37,000	D	
S.21	OKLAHOMA	W	51 - 31			20 - 18	445 - 505	1 - 2	258 - 197	5 - 0	187 - 308	0 - 4	69	34,812	N	
O.11	HAWAII*	W	56 - 8			21 - 11	427 - 205	1 - 4	180 - 105	2 - 0	247 - 100	3 - 1	70	27,098	N	
O.19	at New Mexico*	W	48 - 42			22 - 25	437 - 508	1 - 2	260 - 333	2 - 2	177 - 175	5 - 4	70	27,444	N	
O.26	at Colorado State*	L	18 - 27			18 - 31	330 - 442	1 - 0	138 - 91	1 - 0	192 - 351	1 - 3	35	25,013	D	Prime Sports
N.2	at San Jose State*	W	49 - 20			29 - 24	586 - 457	1 - 1	343 - 327	4 - 2	243 - 130	3 - 1	63	11,483	D	ABC (r)
N.7	WYOMING*	W	28 - 24	16	15	29 - 24	520 - 419	2 - 1	366 - 319	2 - 2	154 - 100	1 - 1	70	28,679	D	ESPN
N.16	at UNLV*	L	42 - 44			27 - 31	670 - 627	1 - 0	395 - 503	3 - 4	275 - 124	3 - 2	51	11,594	D	Fox West
N.23	FRESNO STATE*	W	31 - 21			30 - 25	537 - 494	2 - 4	395 - 378	2 - 1	142 - 116	2 - 2	63	32,107	N, HC	
N.28	AIR FORCE*	W	28 - 23			21 - 23	317 - 478	0 - 2	199 - 191	2 - 1	118 - 237	1 - 2	66	18,353	D	ESPN2

1997 ► 5-7 OVERALL ► 4-4 WESTERN ATHLETIC (T-4TH/PACIFIC DIV.) ► HOME: 3-2; AWAY: 2-5

COACH: TED TOLLNER

Date	Opponent	Result	Score	AP Coach		FD - FD	Total		Passing		Rushing		Temp	Att.	Misc	Television
				Rk	Rk		Yds - Yds	TOs - TOs	Yds - Yds	TDs - TDs	Yds - Yds	TDs - TDs				
S.5	NAVY	W	45 - 31			14 - 19	455 - 373	3 - 1	371 - 109	4 - 0	84 - 264	1 - 4	88	21,176	D	Fox West
S.13	at Washington	L	3 - 36	3	3	10 - 20	196 - 467	3 - 3	203 - 314	0 - 4	(-7) - 153	0 - 0	70	71,081	D	Fox West
S.20	at Wisconsin	L	10 - 36			17 - 18	353 - 365	2 - 2	214 - 176	1 - 0	139 - 189	0 - 4	55	76,864	D	
S.27	at Air Force*	ot-L	18 - 24	25	25	8 - 22	154 - 314	1 - 1	130 - 88	1 - 0	24 - 226	0 - 2	na	48,399	N	ESPN2
O.4	at Arizona	L	28 - 31			19 - 21	377 - 495	1 - 0	270 - 285	3 - 3	107 - 210	1 - 1	87	39,195	N	Fox West
O.11	NEW MEXICO*	L	21 - 36			25 - 22	403 - 451	1 - 0	277 - 294	2 - 3	126 - 157	0 - 2	70	28,732	N	
O.18	UNLV*	ot-W	20 - 17			17 - 23	229 - 378	1 - 4	87 - 335	0 - 1	142 - 43	2 - 1	70	24,628	N	
O.25	at Hawai'i*	W	10 - 3			17 - 27	311 - 377	0 - 4	173 - 289	1 - 0	138 - 88	0 - 0	79	29,342	N	Cox 4
N.1	at Wyoming*	L	17 - 41			13 - 24	241 - 422	5 - 0	216 - 254	1 - 1	25 - 168	0 - 4	35	15,157	D	Cox 4
N.8	SAN JOSÉ STATE*	W	48 - 21			21 - 18	481 - 329	2 - 3	280 - 213	2 - 2	201 - 116	2 - 1	68	29,869	N, HC	Cox 4
N.15	at Fresno State*	W	20 - 19			22 - 11	453 - 197	2 - 4	221 - 120	1 - 2	232 - 77	2 - 0	55	34,195	D	Cox 4
N.22	COLORADO STATE*	L	17 - 38	25	22	16 - 18	341 - 401	5 - 1	196 - 205	2 - 3	145 - 196	0 - 1	68	25,704	N	ESPN

1998 ► 7-5 OVERALL ► 7-1 WESTERN ATHLETIC (T-1ST/PACIFIC DIV.) ► HOME: 4-2; AWAY: 3-2; NEUTRAL: 0-1

COACH: TED TOLLNER

Date	Opponent	Result	Score	AP Coach		FD - FD	Total		Passing		Rushing		Temp	Att.	Misc	Television
				Rk	Rk		Yds - Yds	TOs - TOs	Yds - Yds	TDs - TDs	Yds - Yds	TDs - TDs				
S.5	WISCONSIN	L	14 - 26	20	20	12 - 13	205 - 297	1 - 2	147 - 111	0 - 1	58 - 186	1 - 1	78	37,471	N	Cox 4
S.12	at Southern California	L	6 - 35	22	23	11 - 25	231 - 471	2 - 1	94 - 239	1 - 3	137 - 232	0 - 1	75	49,927	N	Fox West 2
S.24	ARIZONA	L	16 - 35	16	16	19 - 17	357 - 354	6 - 2	167 - 196	1 - 2	190 - 158	1 - 3	71	23,811	D	ESPN
O.3	at Tulsa*	W	24 - 14			19 - 22	319 - 375	0 - 2	84 - 213	1 - 1	235 - 162	1 - 1	76	18,320	D	
O.9	HAWAII*	W	35 - 13			23 - 16	451 - 302	1 - 0	188 - 247	2 - 2	263 - 55	3 - 0	68	20,320	N	Cox 4
O.17	at New Mexico*	ot-W	36 - 33			23 - 24	463 - 520	2 - 1	114 - 367	1 - 3	349 - 153	4 - 1	53	26,187	N	Cox 4
O.24	UTAH*	ot-W	21 - 20			16 - 24	310 - 348	1 - 4	117 - 192	1 - 0	193 - 156	0 - 2	65	28,807	N, HC	Cox 4
O.29	at Brigham Young*	L	0 - 13			9 - 15	122 - 236	1 - 1	42 - 120	0 - 0	80 - 116	0 - 0	48	63,496	N	ESPN
N.7	FRESNO STATE*	W	10 - 0			19 - 8	338 - 136	2 - 1	177 - 87	0 - 0	161 - 49	1 - 0	71	22,497	D	ABC (r)
N.14	at San José State*	W	34 - 6			19 - 18	400 - 243	0 - 4	219 - 171	0 - 1	181 - 72	4 - 0	68	12,833	D	Cox 4
N.21	UTEP*	W	34 - 29			22 - 26	472 - 419	0 - 0	267 - 281	2 - 3	205 - 138	2 - 1	65	22,365	N	Cox 4

1998 LAS VEGAS BOWL (Sam Boyd Stadium, Las Vegas, Nev.)

D.19	vs. North Carolina	L	13 - 20			20 - 8	295 - 196	1 - 1	102 - 33	0 - 0	193 - 163	1 - 1	63	21,429	D	ESPN2
------	--------------------	---	---------	--	--	--------	-----------	-------	----------	-------	-----------	-------	----	--------	---	-------

All-Time Scores



SEVEN STRAIGHT BOWL GAME APPEARANCES ► 21 CONFERENCE CHAMPIONSHIPS

1999 ► 5-6 OVERALL ► 3-4 MOUNTAIN WEST (T-5TH) ► HOME: 2-3; AWAY: 3-3

COACH: TED TOLLNER

Date	Opponent	Result	Score	AP Coach		FD - FD	Total		Passing		Rushing		Temp	Att.	Misc	Television
				Rk	Rk		Yds	- Yds	TOs	- TOs	Yds	- Yds	TDs	- TDs		
S.4	SOUTH FLORIDA	W	41 - 12			20 - 14	414	- 219	0	- 1	185	- 183	2	- 1	229	- 36
S.11	at Illinois	L	10 - 38			15 - 19	259	- 373	0	- 2	179	- 230	0	- 3	80	- 143
S.18	at Southern California	L	21 - 24	17	- 17	16 - 15	248	- 284	6	- 2	174	- 188	1	- 2	74	- 96
S.25	at Kansas	W	41 - 13			28 - 12	572	- 181	1	- 1	343	- 181	3	- 1	229	- 0
O.2	AIR FORCE*	L	22 - 23			17 - 24	351	- 403	2	- 0	202	- 94	2	- 0	149	- 309
O.9	NEW MEXICO*	L	21 - 24			23 - 12	443	- 241	5	- 3	275	- 157	2	- 2	168	- 84
O.16	at Colorado State*	W	17 - 10			13 - 17	202	- 275	0	- 3	67	- 173	1	- 0	135	- 102
O.23	at Utah*	L	16 - 38			21 - 18	497	- 440	4	- 0	194	- 288	1	- 1	303	- 152
N.6	BRIGHAM YOUNG*	L	7 - 30	15	- 13	18 - 16	241	- 295	5	- 2	192	- 262	0	- 2	49	- 33
N.18	at UNLV*	W	37 - 7			25 - 10	501	- 215	0	- 1	227	- 138	2	- 1	280	- 107
N.27	WYOMING*	W	39 - 7			21 - 21	478	- 423	1	- 4	232	- 267	3	- 1	246	- 156

2000 ► 3-8 OVERALL ► 3-4 MOUNTAIN WEST (T-5TH) ► HOME: 0-5; AWAY: 3-3

COACH: TED TOLLNER

Date	Opponent	Result	Score	AP Coach		FD - FD	Total		Passing		Rushing		Temp	Att.	Misc	Television
				Rk	Rk		Yds	- Yds	TOs	- TOs	Yds	- Yds	TDs	- TDs		
A.31	ARIZONA STATE	L	7 - 10			21 - 16	319	- 270	1	- 1	219	- 160	1	- 1	100	- 110
S.9	ILLINOIS	L	13 - 49			17 - 24	250	- 417	2	- 2	151	- 158	0	- 3	99	- 259
S.16	at Arizona	L	3 - 17			14 - 19	196	- 385	1	- 4	124	- 200	0	- 1	72	- 185
S.23	at Oregon State	L	3 - 35			16 - 19	227	- 336	7	- 0	156	- 183	0	- 1	71	- 153
O.7	at Wyoming*	W	34 - 0			21 - 10	434	- 184	2	- 3	317	- 158	2	- 0	117	- 26
O.14	UTAH*	L	7 - 21			15 - 11	250	- 329	0	- 3	157	- 230	0	- 3	93	- 99
O.21	at Brigham Young*	W	16 - 15			16 - 27	309	- 439	2	- 1	239	- 376	0	- 1	70	- 63
O.28	COLORADO STATE*	L	22 - 34	24	-	17 - 17	419	- 316	3	- 2	393	- 232	1	- 2	26	- 84
N.4	at New Mexico*	W	17 - 16			15 - 16	183	- 268	2	- 2	148	- 154	0	- 0	25	- 114
N.18	at Air Force*	L	24 - 45			15 - 31	350	- 540	3	- 1	269	- 122	2	- 1	81	- 418
N.25	UNLV*	L	24 - 31			20 - 19	418	- 368	1	- 0	328	- 277	1	- 2	90	- 91

2001 ► 3-8 OVERALL ► 2-5 MOUNTAIN WEST (7TH) ► HOME: 2-4; AWAY: 1-4

COACH: TED TOLLNER

Date	Opponent	Result	Score	AP Coach		FD - FD	Total		Passing		Rushing		Temp	Att.	Misc	Television
				Rk	Rk		Yds	- Yds	TOs	- TOs	Yds	- Yds	TDs	- TDs		
A.30	ARIZONA	L	10 - 23			14 - 17	201	- 231	3	- 1	160	- 176	0	- 1	41	- 55
S.8	at Arizona State.	L	7 - 38			11 - 24	190	- 425	2	- 1	102	- 271	0	- 4	88	- 154
S.22	at Colorado State*	W	14 - 7			19 - 9	370	- 212	1	- 1	200	- 119	0	- 1	170	- 93
S.29	AIR FORCE*	L	21 - 45			21 - 25	403	- 427	4	- 0	199	- 120	0	- 0	204	- 319
O.6	EASTERN ILLINOIS	W	40 - 7			30 - 9	629	- 226	4	- 2	273	- 199	2	- 1	356	- 27
O.13	at UNLV*	L	3 - 31			12 - 23	160	- 427	0	- 1	121	- 153	0	- 2	39	- 274
O.20	at Ohio State	L	12 - 27			15 - 19	319	- 334	5	- 1	202	- 198	0	- 0	117	- 136
O.25	BRIGHAM YOUNG*	L	21 - 59	16	- 10	19 - 20	415	- 450	5	- 2	130	- 266	1	- 3	130	- 266
N.3	NEW MEXICO*	L	15 - 20			13 - 11	222	- 265	1	- 1	231	- 158	1	- 2	64	- 34
N.10	at Utah*	L	3 - 17			16 - 16	258	- 363	1	- 0	194	- 138	0	- 1	64	- 225
N.17	WYOMING*	W	38 - 16			20 - 17	382	- 364	2	- 9	183	- 307	1	- 0	199	- 57

2002 ► 4-9 OVERALL ► 4-3 MOUNTAIN WEST (T-3RD) ► HOME: 2-3; AWAY: 2-6

COACH: TOM CRAFT

Date	Opponent	Result	Score	AP Coach		FD - FD	Total		Passing		Rushing		Temp	Att.	Misc	Television
				Rk	Rk		Yds	- Yds	TOs	- TOs	Yds	- Yds	TDs	- TDs		
A.29	at Fresno State	L	14 - 16			19 - 18	278	- 262	2	- 1	240	- 196	1	- 1	38	- 66
S.7	at Colorado	L	14 - 34	17	- 17	24 - 20	401	- 401	2	- 1	359	- 136	0	- 2	42	- 265
S.14	ARIZONA STATE	L	28 - 39			25 - 13	574	- 365	5	- 2	516	- 258	3	- 4	58	- 107
S.21	at Idaho	L	38 - 48			26 - 34	585	- 531	1	- 1	506	- 382	5	- 6	79	- 149
S.28	UCLA	L	7 - 43			17 - 17	271	- 391	5	- 0	208	- 238	1	- 2	63	- 153
O.12	UTAH*	W	36 - 17			23 - 26	410	- 308	1	- 5	294	- 276	2	- 2	116	- 32
O.19	at Wyoming*	W	24 - 20			21 - 25	419	- 388	2	- 1	335	- 257	1	- 3	84	- 131
O.26	UNLV*	W	31 - 21			27 - 20	475	- 374	3	- 0	319	- 196	2	- 0	156	- 178
N.2	at Brigham Young*	L	10 - 34			18 - 17	246	- 403	2	- 4	228	- 289	1	- 3	18	- 114
N.9	at New Mexico*	L	15 - 8			11 - 14	183	- 237	2	- 3	153	- 70	0	- 0	30	- 167
N.15	COLORADO STATE*	L	21 - 49	21	- 17	20 - 29	378	- 533	0	- 2	348	- 256	3	- 4	30	- 277
N.23	at Air Force*	W	38 - 34			26 - 29	398	- 538	1	- 2	289	- 125	2	- 1	109	- 413
D.7	at Hawai'i	L	40 - 41			24 - 30	632	- 610	1	- 5	507	- 437	3	- 3	125	- 173

All-Time Scores



SEVEN STRAIGHT BOWL GAME APPEARANCES ► 21 CONFERENCE CHAMPIONSHIPS

2003 ► 6-6 OVERALL ► 3-4 MOUNTAIN WEST (T-4TH) ► HOME: 4-2; AWAY: 2-4

COACH: TOM CRAFT

Date	Opponent	Result	Score	AP Coach		FD - FD	Total		Passing		Rushing		Temp	Att.	Misc	Television
				Rk	Rk		Yds - Yds	TOs - TOs	Yds - Yds	TDs - TDs	Yds - Yds	TDs - TDs				
A.30	EASTERN WASHINGTON	W	19 - 9			18 - 18	318 - 217	2 - 0	151 - 100	0 - 1	167 - 117	2 - 0	77	21,145	N	
S.9	at Ohio State	L	13 - 16	2 - 2		20 - 10	216 - 196	4 - 2	188 - 76	1 - 0	28 - 120	0 - 0	70	104,433	D	ESPN+Plus
S.13	at UTEP	W	34 - 0			14 - 15	317 - 261	2 - 6	180 - 137	0 - 0	137 - 124	3 - 0	92	18,195	N	
S.20	SAMFORD	W	37 - 17			27 - 14	528 - 244	2 - 0	234 - 138	3 - 1	294 - 106	2 - 0	70	20,967	D	
S.27	at UCLA	L	10 - 20			13 - 17	230 - 323	3 - 4	110 - 258	0 - 2	120 - 65	1 - 0	75	48,690	N	Fox West 2
O.4	BRIGHAM YOUNG*	L	36 - 44			16 - 18	392 - 418	3 - 3	352 - 180	3 - 2	40 - 238	0 - 2	63	32,137	N	SportsWest
O.11	at Utah*	L	6 - 27			15 - 22	252 - 415	1 - 1	203 - 273	0 - 3	49 - 142	0 - 0	67	39,132	N	KJZZ
O.18	NEW MEXICO*	L	7 - 30			20 - 14	393 - 326	6 - 2	354 - 119	0 - 0	39 - 207	1 - 2	72	22,011	N, HC	SportsWest
O.25	WYOMING*	W	25 - 20			21 - 18	397 - 292	2 - 3	191 - 247	1 - 2	206 - 45	1 - 0	66	15,812	N	SportsWest
N.8	at UNLV*	W	7 - 0			18 - 11	309 - 175	2 - 4	158 - 144	1 - 0	151 - 31	0 - 0	63	20,896	D	ESPN+Plus
N.15	at Colorado State*	L	6 - 21			20 - 15	345 - 324	2 - 1	237 - 156	0 - 1	108 - 168	0 - 1	57	29,127	D	ESPN+Plus
N.22	AIR FORCE*	W	24 - 3			20 - 19	383 - 286	0 - 2	251 - 95	1 - 0	132 - 191	1 - 0	59	23,682	N	SportsWest

2004 ► 4-7 OVERALL ► 2-5 MOUNTAIN WEST (7TH) ► HOME: 3-2; AWAY: 1-5

COACH: TOM CRAFT

Date	Opponent	Result	Score	AP Coach		FD - FD	Total		Passing		Rushing		Temp	Att.	Misc	Television
				Rk	Rk		Yds - Yds	TOs - TOs	Yds - Yds	TDs - TDs	Yds - Yds	TDs - TDs				
S.4	IDAHO STATE	W	38 - 21			27 - 22	581 - 398	3 - 4	290 - 352	2 - 1	291 - 46	3 - 2	82	57,216	N, FW	
S.18	at Michigan	L	21 - 24	17 - 17		15 - 20	311 - 327	3 - 4	289 - 179	2 - 2	22 - 148	1 - 0	73	109,432	D	ESPN
S.25	NEVADA	W	27 - 10			22 - 18	408 - 355	3 - 2	262 - 271	2 - 0	146 - 84	1 - 1	73	33,429	N	SportsWest
O.2	at UCLA	L	10 - 33			21 - 19	402 - 410	2 - 1	263 - 205	0 - 1	139 - 205	1 - 1	77	52,038	D	FSN West 2
O.9	at Wyoming*	L	10 - 20			20 - 14	363 - 264	3 - 0	295 - 192	1 - 2	68 - 72	0 - 0	64	19,540	D	ESPN+Plus
O.16	COLORADO STATE*	L	17 - 21			16 - 13	366 - 196	3 - 2	238 - 133	1 - 1	128 - 63	0 - 1	69	31,129	D	ABC (r)
O.23	at New Mexico*	L	9 - 19			15 - 17	146 - 220	2 - 1	165 - 106	1 - 1	(-19) - 114	0 - 1	58	37,287	D	SportsWest
O.30	UTAH*	L	28 - 51	9 - 10		23 - 29	414 - 548	2 - 1	252 - 375	2 - 5	162 - 173	1 - 1	67	32,683	N, HC	KJZZ
N.6	at Brigham Young*	L	16 - 49			21 - 18	392 - 526	3 - 1	229 - 339	1 - 3	163 - 187	1 - 3	60	53,435	D	ESPN+Plus
N.13	at Air Force*	W	37 - 31			24 - 29	456 - 486	2 - 6	232 - 133	2 - 0	224 - 353	2 - 4	29	28,514	D, S	ESPN+Plus
N.20	UNLV*	W	21 - 3			14 - 23	284 - 297	1 - 4	175 - 216	1 - 0	109 - 81	0 - 0	63	25,519	N	SportsWest

2005 ► 5-7 OVERALL ► 4-4 MOUNTAIN WEST (T-4TH) ► HOME: 3-3; AWAY: 2-4

COACH: TOM CRAFT

Date	Opponent	Result	Score	AP Coach		FD - FD	Total		Passing		Rushing		Temp	Att.	Misc	Television
				Rk	Rk		Yds - Yds	TOs - TOs	Yds - Yds	TDs - TDs	Yds - Yds	TDs - TDs				
S.3	UCLA	L	21 - 44			23 - 16	402 - 349	2 - 0	246 - 158	1 - 0	156 - 191	2 - 4	72	50,710	N	ESPN2
S.10	at Air Force*	L	29 - 41			26 - 25	417 - 503	3 - 1	253 - 231	1 - 1	164 - 272	2 - 5	79	30,101	D	ESPN360
S.17	at Ohio State	L	6 - 27	9 - 9		3 - 21	179 - 375	1 - 2	166 - 196	1 - 0	13 - 179	0 - 3	67	104,533	D	ABC (r)
S.24	SAN JOSÉ STATE	W	52 - 21			28 - 12	513 - 233	1 - 2	303 - 101	5 - 1	210 - 132	1 - 2	76	55,868	N, FW	SportsWest
O.1	BRIGHAM YOUNG*	W	31 - 10			26 - 15	508 - 305	1 - 3	243 - 261	0 - 0	265 - 44	4 - 1	71	41,680	N	SportsWest
O.8	at UNLV*	L	10 - 13			10 - 13	140 - 241	4 - 3	106 - 88	0 - 0	34 - 153	0 - 1	83	18,372	D	ESPN+Plus
O.15	at Utah*	W	28 - 19			17 - 30	385 - 592	0 - 2	219 - 417	3 - 0	166 - 175	1 - 2	77	41,341	N	ABC (r)
O.22	NEW MEXICO*	L	24 - 47			15 - 33	291 - 534	3 - 2	197 - 248	2 - 3	94 - 286	0 - 3	60	26,670	N	SportsWest
O.29	TCU*	L	20 - 23	20 - 20		20 - 24	360 - 403	2 - 3	235 - 112	1 - 0	125 - 291	1 - 3	66	21,698	N, HC	ESPN360
N.12	at Colorado State*	W	30 - 10			18 - 20	375 - 352	1 - 3	179 - 165	2 - 0	196 - 187	1 - 1	52	25,411	D	ESPN+Plus
N.19	WYOMING*	W	34 - 21			22 - 20	425 - 397	3 - 3	211 - 346	1 - 0	214 - 51	2 - 3	72	20,713	N	SportsWest
D.3	at Hawai'i	L	38 - 49			31 - 34	554 - 588	5 - 4	421 - 326	3 - 5	133 - 262	2 - 2	77	28,326	N	

2006 ► 3-9 OVERALL ► 3-5 MOUNTAIN WEST (T-6TH) ► HOME: 3-3; AWAY: 0-6

COACH: CHUCK LONG

Date	Opponent	Result	Score	AP Coach		FD - FD	Total		Passing		Rushing		Temp	Att.	Misc	Television
				Rk	Rk		Yds - Yds	TOs - TOs	Yds - Yds	TDs - TDs	Yds - Yds	TDs - TDs				
A. 31	UTEP	L	27 - 34			22 - 12	384 - 243	3 - 4	275 - 213	0 - 3	109 - 30	3 - 1	72	34,723	N	CSTV
S. 16	at Wisconsin	L	0 - 14			7 - 14	115 - 372	1 - 1	102 - 85	0 - 1	13 - 287	0 - 1	77	81,090	D	ESPN+Plus
S. 23	UTAH*	L	7 - 38			15 - 23	287 - 359	5 - 2	83 - 167	1 - 1	204 - 192	0 - 2	73	53,794	N, FW	The Mtn.
S. 30	at San José State	L	10 - 31			10 - 20	239 - 418	3 - 2	76 - 282	0 - 3	163 - 136	1 - 1	62	14,361	D	Ch. 4 SD
O. 7	at Brigham Young*	L	17 - 47			21 - 23	357 - 419	2 - 1	216 - 267	0 - 4	141 - 152	2 - 2	54	60,804	D	The Mtn.
O.21	AIR FORCE*	W	19 - 12			15 - 23	284 - 344	0 - 2	133 - 47	1 - 0	151 - 297	0 - 1	69	26,871	N	The Mtn.
O.28	CAL POLY	L	14 - 16			15 - 15	306 - 284	1 - 1	157 - 80	2 - 1	149 - 204	0 - 0	77	20,974	N, HC	
N.4	at Wyoming*	L	24 - 27			10 - 23	232 - 319	1 - 1	192 - 97	2 - 1	40 - 222	0 - 2	47	14,012	D	The Mtn.
N.11	UNLV*	W	21 - 7			20 - 18	277 - 250	1 - 3	136 - 91	0 - 1	141 - 39	1 - 0	63	21,445	N	The Mtn.
N.18	at TCU*	L	0 - 52			6 - 30	87 - 624	2 - 1	56 - 349	0 - 5	31 - 275	0 - 2	69	26,287	D	Versus
N.25	at New Mexico*	L	14 - 41			25 - 14	431 - 301	4 - 0	327 - 87	2 - 2	104 - 214	0 - 2	57	23,421	D	
D.2	COLORADO STATE*	W	17 - 6			9 - 19	235 - 288	1 - 1	51 - 175	0 - 0	184 - 113	2 - 0	69	17,557	N	The Mtn.

All-Time Scores



SEVEN STRAIGHT BOWL GAME APPEARANCES ► 21 CONFERENCE CHAMPIONSHIPS

2007 ► 4-8 OVERALL ► 3-5 MOUNTAIN WEST (6TH) ► HOME: 2-4; AWAY: 2-4

COACH: CHUCK LONG

Date	Opponent	Result	Score	AP Coach		FD - FD	Total		Passing		Rushing		Temp	Att.	Misc	Television
				Rk	Rk		Yds - Yds	TOs - TOs	Yds - Yds	TDs - TDs	Yds - Yds	TDs - TDs				
S.8	at Washington State#	L	17 - 45			21 - 36	399 - 654	1 - 1	285 - 469	1 - 5	114 - 185	1 - 1	70	46,290	D	
S.15	at Arizona State	L	13 - 34			17 - 26	323 - 479	1 - 1	180 - 211	0 - 2	143 - 268	1 - 2	92	54,617	N	FSN Ariz.
S.22	PORTLAND STATE	W	52 - 17			27 - 24	596 - 458	0 - 4	474 - 445	5 - 0	122 - 13	2 - 2	69	53,110	D, FW	The Mtn.
S.29	CINCINNATI	L	23 - 52	24	-	16 - 30	377 - 547	2 - 3	312 - 284	2 - 4	65 - 263	0 - 2	66	24,647	N	VERSUS
O.6	at Colorado State*	W	24 - 20			19 - 16	386 - 327	1 - 2	230 - 188	0 - 1	156 - 139	3 - 1	83	27,930	D	The Mtn.
O.13	at Utah*	L	7 - 23			12 - 27	211 - 514	2 - 2	149 - 232	0 - 2	62 - 282	1 - 0	55	40,898	D	Ch. 4 SD
O.20	NEW MEXICO*	L	17 - 20			14 - 19	299 - 365	2 - 2	133 - 239	0 - 1	166 - 126	2 - 1	64	20,205	N, HC	CSTV
N.3	WYOMING*	W	27 - 24			16 - 18	307 - 250	2 - 1	249 - 159	2 - 2	58 - 91	2 - 0	63	22,852	N	The Mtn.
N.10	at UNLV*	W	38 - 30			18 - 24	318 - 482	1 - 1	196 - 207	2 - 3	122 - 275	1 - 1	65	18,837	N	CSTV
N.17	at Air Force*	L	23 - 55			21 - 30	506 - 670	3 - 1	410 - 101	1 - 0	96 - 569	2 - 8	50	34,227	D	
N.24	TCU*	L	33 - 45			15 - 39	441 - 694	0 - 3	366 - 318	2 - 0	75 - 376	2 - 6	63	18,350	N	
D.1	BRIGHAM YOUNG**	L	27 - 48	21	- 19	22 - 33	356 - 538	1 - 1	288 - 227	1 - 3	68 - 311	2 - 4	56	28,473	D	The Mtn.

- Played at Qwest Field In Seattle, Wash., * - Game originally scheduled for Oct. 27 (PPD - Fires).

2008 ► 2-10 OVERALL ► 1-7 MOUNTAIN WEST (T-8TH) ► HOME: 2-4; AWAY: 0-6

COACH: CHUCK LONG

Date	Opponent	Result	Score	AP Coach		FD - FD	Total		Passing		Rushing		Temp	Att.	Misc	Television
				Rk	Rk		Yds - Yds	TOs - TOs	Yds - Yds	TDs - TDs	Yds - Yds	TDs - TDs				
A.30	CAL POLY	L	27 - 29			23 - 21	379 - 483	5 - 1	352 - 220	3 - 1	27 - 263	1 - 2	77	26,851	N	Ch. 4 SD
S.6	at Notre Dame	L	13 - 21			19 - 20	345 - 342	2 - 4	274 - 237	1 - 3	71 - 105	1 - 0	71	80,795	D	NBC
S.13	at San José State	L	10 - 35			7 - 22	146 - 476	1 - 1	140 - 183	0 - 0	6 - 293	0 - 5	74	19,854	N	
S.27	IDAHO	W	45 - 17			23 - 20	603 - 351	2 - 4	445 - 169	4 - 0	158 - 182	2 - 2	76	21,401	N	Go Vandalis TV
O.4	at TCU*	L	7 - 41			4 - 28	85 - 498	1 - 1	98 - 115	0 - 1	-13 - 383	1 - 4	91	30,620	N	The Mtn.
O.11	AIR FORCE*	L	10 - 35			12 - 30	165 - 473	2 - 2	130 - 72	0 - 1	35 - 401	1 - 3	64	43,630	N, FW	The Mtn.
O.18	at New Mexico*	L	7 - 70			13 - 28	227 - 565	3 - 1	161 - 146	1 - 1	66 - 419	0 - 8	71	26,695	D	The Mtn.
O.25	COLORADO STATE*	L	34 - 38			23 - 25	392 - 507	1 - 0	166 - 296	1 - 3	226 - 211	2 - 2	73	17,185	N, HC	The Mtn.
N.1	at Wyoming*	L	10 - 35			19 - 22	328 - 544	1 - 0	311 - 166	1 - 1	17 - 378	0 - 4	59	11,779	D	The Mtn.
N.8	at Brigham Young*	L	12 - 41	17	- 16	18 - 18	280 - 421	4 - 1	160 - 317	1 - 3	120 - 104	0 - 2	52	64,107	D	The Mtn.
N.15	UTAH*	L	14 - 63	8	- 7	19 - 30	320 - 520	3 - 1	247 - 322	2 - 5	73 - 198	0 - 2	77	19,342	N	The Mtn.
N.22	UNLV*	W	42 - 21			27 - 16	479 - 349	0 - 3	387 - 316	2 - 2	92 - 33	3 - 1	62	17,846	N	CBS College

2009 ► 4-8 OVERALL ► 2-6 MOUNTAIN WEST (7TH) ► HOME: 3-3; AWAY: 1-5

COACH: BRADY HOKE

Date	Opponent	Result	Score	AP Coach		FD - FD	Total		Passing		Rushing		Temp	Att.	Misc	Television
				Rk	Rk		Yds - Yds	TOs - TOs	Yds - Yds	TDs - TDs	Yds - Yds	TDs - TDs				
S.5	at UCLA	L	14 - 33			11 - 19	277 - 359	3 - 3	238 - 215	2 - 1	39 - 144	0 - 2	89	55,761	D	FS West
S.12	SOUTHERN UTAH	W	35 - 19			22 - 19	436 - 279	2 - 3	287 - 165	2 - 1	149 - 114	2 - 1	76	42,137	N, FW	
S.19	at Idaho	L	20 - 34			20 - 21	296 - 379	2 - 0	241 - 232	2 - 0	55 - 147	0 - 3	NA	10,324	D	SWX
S.26	at Air Force*	L	14 - 26			16 - 12	323 - 294	6 - 0	284 - 51	2 - 0	39 - 243	0 - 0	75	35,929	D	The Mtn.
O.3	NEW MEXICO STATE	W	34 - 17			13 - 15	252 - 234	1 - 4	144 - 146	2 - 2	108 - 88	1 - 0	69	21,184	N	
O.17	BRIGHAM YOUNG*	L	28 - 38	18	- 19	16 - 27	342 - 512	1 - 0	322 - 346	3 - 3	20 - 166	1 - 2	80	30,258	D, HC	The Mtn.
O.24	at Colorado State*	W	42 - 28			25 - 20	531 - 556	0 - 2	459 - 205	6 - 2	72 - 151	0 - 2	64	20,631	D	The Mtn.
O.31	NEW MEXICO*	W	23 - 20			18 - 25	303 - 386	1 - 0	253 - 277	3 - 1	50 - 109	0 - 1	77	12,647	D	CBS College
N.7	TCU*	L	12 - 55	6	- 4	16 - 28	279 - 551	4 - 0	187 - 239	1 - 2	92 - 312	0 - 5	72	21,708	D	VERSUS
N.14	WYOMING*	L	27 - 30			21 - 30	357 - 446	1 - 1	200 - 246	0 - 1	157 - 200	3 - 2	58	18,851	N	The Mtn.
N.21	at Utah*	L	7 - 38	23	- 23	16 - 22	262 - 391	2 - 0	207 - 202	1 - 1	55 - 189	0 - 3	40	44,991	D	VERSUS
N.28	at UNLV*	L	24 - 28			20 - 22	445 - 397	2 - 2	341 - 274	1 - 1	104 - 123	1 - 2	53	13,730	N	The Mtn.

2010 ► 9-4 OVERALL ► 5-3 MOUNTAIN WEST (T-3RD) ► HOME: 6-1; AWAY: 3-3

COACH: BRADY HOKE

Date	Opponent	Result	Score	AP Coach		FD - FD	Total		Passing		Rushing		Temp	Att.	Misc	Television
				Rk	Rk		Yds - Yds	TOs - TOs	Yds - Yds	TDs - TDs	Yds - Yds	TDs - TDs				
S.4	NICHOLLS STATE	W	47 - 0			23 - 12	531 - 171	1 - 1	313 - 83	2 - 0	218 - 88	4 - 0	82	25,290	N	
S.11	at New Mexico State	W	41 - 21			24 - 17	563 - 328	0 - 1	319 - 223	1 - 2	244 - 105	4 - 1	89	16,891	N	Aggie Vision
S.18	at Missouri	L	24 - 27		- 25	17 - 25	440 - 440	1 - 3	190 - 351	0 - 1	250 - 89	3 - 2	83	56,050	N	PPV
S.25	UTAH STATE	W	41 - 7			18 - 14	504 - 245	2 - 1	362 - 115	3 - 0	142 - 115	2 - 1	87	45,682	N, FW	FW
O.9	at Brigham Young*	L	21 - 24			12 - 24	273 - 413	1 - 2	220 - 142	3 - 0	53 - 271	0 - 3	60	62,176	N	The Mtn.
O.16	AIR FORCE*	W	27 - 25	23	- 23	16 - 29	452 - 487	1 - 1	247 - 175	1 - 1	205 - 312	2 - 2	66	28,178	N, HC	CBS College
O.23	at New Mexico*	W	30 - 20			22 - 16	384 - 303	2 - 2	249 - 193	2 - 2	135 - 110	1 - 0	58	16,488	N	The Mtn.
O.30	at Wyoming*	W	48 - 38			20 - 21	441 - 338	3 - 1	365 - 186	3 - 3	76 - 152	3 - 2	56	16,252	D	The Mtn.
N.6	COLORADO STATE*	W	24 - 19			19 - 19	319 - 293	5 - 1	171 - 266	1 - 1	148 - 27	2 - 0	63	34,689	N	The Mtn.
N.13	at TCU*	L	35 - 40	3	- 3	7 - 27	300 - 466	2 - 2	262 - 240	2 - 4	38 - 226	2 - 1	62	45,694	N	VERSUS
N.20	UTAH*	L	34 - 38	25	- 24	29 - 22	587 - 500	3 - 0	528 - 362	4 - 2	59 - 138	1 - 3	58	34,951	N	The Mtn.
N.27	UNLV*	W	48 - 14			30 - 15	588 - 234	1 - 0	338 - 167	4 - 1	250 - 67	2 - 0	55	22,091	N	The Mtn.

2010 POINSETTIA BOWL (Qualcomm Stadium, San Diego, Calif.)

D.23	NAVY	W	35 - 14			27 - 22	555 - 382	0 - 1	276 - 147	2 - 1	279 - 235	3 - 1	58	48,049	N	ESPN
------	------	---	---------	--	--	---------	-----------	-------	-----------	-------	-----------	-------	----	--------	---	------

All-Time Scores



SEVEN STRAIGHT BOWL GAME APPEARANCES ► 21 CONFERENCE CHAMPIONSHIPS

2011 ► 8-5 OVERALL ► 4-3 MOUNTAIN WEST (4TH) ► HOME: 4-3; AWAY: 4-1; NEUTRAL: 0-1

COACH: ROCKY LONG

Date	Opponent	Result	Score	AP Coach		FD - FD	Total		Passing		Rushing		Temp	Att.	Misc	Television
				Rk	Rk		Yds - Yds	TOs - TOs	Yds - Yds	TDs - TDs	Yds - Yds	TDs - TDs				
S.3	CAL POLY	W	49 - 21			22 - 12	492 - 284	0 - 1	203 - 147	4 - 0	137 - 289	2 - 3	68	34,384	N	The Mtn.
S.10	at Army	W	23 - 20			16 - 25	292 - 446	0 - 3	146 - 43	1 - 0	146 - 403	2 - 3	76	26,778	D	CBSSN
S.17	WASHINGTON STATE	W	42 - 24			25 - 19	500 - 419	2 - 4	273 - 368	2 - 3	227 - 51	4 - 0	69	57,286	D, FW	The Mtn.
S.24	at Michigan	L	7 - 28	22	- 21	20 - 18	376 - 413	3 - 4	253 - 93	1 - 0	123 - 320	0 - 4	61	110,707	D	Big Ten
O.8	TCU*	L	14 - 27			15 - 22	296 - 446	4 - 4	206 - 212	2 - 2	90 - 234	0 - 1	67	44,248	N, HC	CBSSN
O.13	at Air Force*	W	41 - 27			20 - 26	410 - 419	1 - 3	209 - 224	2 - 2	201 - 195	2 - 1	64	27,490	N	CBSSN
O.29	WYOMING*	L	27 - 30			21 - 22	539 - 500	1 - 0	247 - 341	2 - 2	292 - 159	2 - 2	67	29,730	N	The Mtn.
N.5	NEW MEXICO*	W	35 - 7			23 - 8	486 - 162	0 - 2	271 - 88	0 - 0	215 - 71	1 - 5	63	28,362	N	The Mtn.
N.12	at Colorado State*	W	18 - 15			22 - 12	327 - 287	1 - 2	154 - 52	1 - 0	173 - 235	1 - 2	58	16,811	D	The Mtn.
N.19	BOISE STATE*	L	35 - 52	10	- 11	24 - 26	470 - 497	3 - 2	350 - 366	3 - 4	120 - 131	2 - 3	62	52,256	N	CBSSN
N.26	at UNLV*	W	31 - 14			21 - 15	391 - 261	1 - 1	152 - 120	2 - 0	239 - 141	2 - 2	53	19,075	N	The Mtn.
D.3	FRESNO STATE	W	35 - 28			23 - 13	496 - 384	0 - 1	281 - 336	0 - 2	215 - 48	5 - 1	59	32,790	N	CBSSN

2011 NEW ORLEANS BOWL (Mercedes-Benz Superdome, New Orleans, La.)

D.17	vs. La.-Lafayette	L	30 - 32			29 - 25	481 - 568	0 - 1	413 - 492	3 - 3	68 - 76	1 - 0	NA	42,841	N	ESPN
------	-------------------	---	---------	--	--	---------	-----------	-------	-----------	-------	---------	-------	----	--------	---	------

2012 ► 9-4 OVERALL ► 7-1 MOUNTAIN WEST (T-1ST) ► HOME: 6-2; AWAY: 3-2

COACH: ROCKY LONG

Date	Opponent	Result	Score	AP Coach		FD - FD	Total		Passing		Rushing		Temp	Att.	Misc	Television
				Rk	Rk		Yds - Yds	TOs - TOs	Yds - Yds	TDs - TDs	Yds - Yds	TDs - TDs				
S.1	at Washington	L	12 - 21			16 - 22	327 - 328	3 - 1	128 - 222	1 - 1	199 - 106	1 - 1	67	53,742	N	Pac-12 N
S.8	ARMY	W	42 - 7			21 - 18	443 - 332	0 - 3	215 - 50	1 - 0	228 - 282	4 - 1	82	30,799	D	NBCSN
S.15	NORTH DAKOTA	W	49 - 41			27 - 25	533 - 489	0 - 1	241 - 434	3 - 4	292 - 55	3 - 1	97	24,826	N	KUSI
S.22	SAN JOSÉ STATE	L	34 - 38			29 - 21	484 - 367	2 - 2	213 - 290	2 - 4	271 - 77	2 - 0	85	24,103	N	KUSI
S.29	at Fresno State*	L	40 - 52			14 - 32	339 - 646	5 - 4	160 - 536	2 - 5	179 - 110	2 - 2	89	33,894	N	KUSI
O.6	HAWAII*	W	52 - 14			27 - 12	412 - 173	0 - 3	218 - 112	2 - 1	194 - 61	5 - 1	73	50,586	N, FW	CBSSN
O.13	COLORADO STATE*	W	38 - 14			23 - 19	399 - 335	1 - 3	181 - 214	2 - 1	218 - 121	3 - 1	72	27,133	D, HC	TWCSN
O.20	at Nevada*	ot-W	39 - 38			26 - 29	349 - 480	0 - 0	197 - 304	3 - 3	152 - 176	1 - 2	63	22,242	N	CBSSN
O.27	UNLV*	W	24 - 13			24 - 15	506 - 300	3 - 0	231 - 159	2 - 1	275 - 141	1 - 1	83	23,874	N	TWCSN
N.3	at Boise State*	W	21 - 19	19	- 14	14 - 18	269 - 276	1 - 1	105 - 164	0 - 1	164 - 112	2 - 2	56	36,084	N	CBSSN
N.10	AIR FORCE*	W	28 - 9			15 - 24	268 - 393	2 - 4	90 - 73	1 - 0	178 - 320	2 - 1	61	30,266	D	NBCSN
N.24	at Wyoming*	W	42 - 28			29 - 22	564 - 382	3 - 1	164 - 260	2 - 2	400 - 122	4 - 2	51	13,474	D	TWCSN

2012 POINSETTIA BOWL (Qualcomm Stadium, San Diego, Calif.)

D.20	BRIGHAM YOUNG	L	6 - 23			13 - 17	263 - 296	5 - 3	144 - 244	0 - 0	119 - 52	0 - 1	60	35,442	N	ESPN
------	---------------	---	--------	--	--	---------	-----------	-------	-----------	-------	----------	-------	----	--------	---	------

2013 ► 8-5 OVERALL ► 6-2 MOUNTAIN WEST (2ND - WEST DIV.) ► HOME: 3-3; AWAY: 4-2; NEUTRAL: 1-0

COACH: ROCKY LONG

Date	Opponent	Result	Score	AP Coach		FD - FD	Total		Passing		Rushing		Temp	Att.	Misc	Television
				Rk	Rk		Yds - Yds	TOs - TOs	Yds - Yds	TDs - TDs	Yds - Yds	TDs - TDs				
A.31	EASTERN ILLINOIS	L	19 - 40			24 - 21	440 - 533	5 - 2	318 - 361	0 - 3	122 - 172	1 - 2	83	42,978	N, FW	MWN
S.7	at Ohio State	L	7 - 42	3	- 2	17 - 22	280 - 445	4 - 1	216 - 182	1 - 2	64 - 263	0 - 4	82	104,984	D	ABC/ESPN2
S.21	OREGON STATE	L	30 - 34			18 - 22	325 - 377	2 - 2	251 - 367	2 - 3	74 - 10	1 - 1	71	32,133	D	CBSSN
S.28	at New Mexico State	W	26 - 16			22 - 14	441 - 268	1 - 1	229 - 228	0 - 2	212 - 40	3 - 0	73	16,113	N	FSSD
O.4	NEVADA*	ot-W	51 - 44			21 - 33	541 - 570	1 - 2	286 - 393	3 - 2	255 - 177	4 - 4	69	22,475	N	ESPN
O.10	at Air Force*	W	27 - 20			22 - 14	463 - 319	2 - 1	249 - 150	3 - 1	214 - 169	1 - 1	50	17,280	N	CBSSN
O.26	FRESNO STATE*	ot-L	28 - 35	15	- 18	22 - 20	507 - 341	2 - 0	337 - 298	0 - 2	170 - 43	4 - 2	62	32,707	N, HC	ESPN
N.2	NEW MEXICO*	W	35 - 30			19 - 21	483 - 423	0 - 1	234 - 170	2 - 1	249 - 253	3 - 3	66	35,890	N	ROOT/FSSD
N.9	at San José State*	W	34 - 30			21 - 21	409 - 382	2 - 2	235 - 301	2 - 3	174 - 81	3 - 0	60	17,932	N	CBSSN
N.16	at Hawaii*	ot-W	28 - 21			21 - 20	499 - 355	4 - 2	265 - 194	1 - 2	234 - 161	3 - 1	82	28,530	N	CBSSN
N.23	BOISE STATE*	ot-W	34 - 31			19 - 16	349 - 297	3 - 2	288 - 202	2 - 2	61 - 95	1 - 1	58	33,161	N	CBSSN
N.30	at UNLV*	L	19 - 45			21 - 22	327 - 401	2 - 0	239 - 270	1 - 5	88 - 131	1 - 1	50	15,884	N	ESPNU

2013 FAMOUS IDAHO POTATO BOWL (Bronco Stadium, Boise, Idaho)

D.21	vs. Buffalo	W	49 - 24			22 - 20	460 - 309	2 - 3	211 - 196	2 - 3	249 - 113	5 - 0	30	21,951	D	ESPN
------	-------------	---	---------	--	--	---------	-----------	-------	-----------	-------	-----------	-------	----	--------	---	------



2013 Famous Idaho Potato Bowl Champions

SDSU Record By Decade

Decade	Overall		Conference	
	Record	Pct	Record	Pct
1920-1929	43-31-4	.577	16-17-1	.485
1930-1939	43-36-8	.540	27-19-6	.577
1940-1949	36-35-3	.507	9-14-2	.400
1950-1959	41-44-6	.484	18-19-2	.487
1960-1969	80-17-3	.815	35-11-1	.755
1970-1979	82-26-2	.755	28-11-1	.713
1980-1989	50-64-4	.441	37-38-3	.494
1990-1999	62-52-2	.543	47-30-1	.609
2000-2009	38-80	.322	27-48	.360
2010-	63-30	.677	41-14	.745
Totals	538-415-32	.562	285-221-17	.561

All-Time Scores



SEVEN STRAIGHT BOWL GAME APPEARANCES ► 21 CONFERENCE CHAMPIONSHIPS

2014 ► 7-6 OVERALL ► 5-3 MOUNTAIN WEST (T-1ST - WEST DIV.) ► HOME: 6-1; AWAY: 1-5

COACH: ROCKY LONG

Date	Opponent	Result	Score	AP Coach		FD - FD	Total		Passing		Rushing		Temp	Att.	Misc	Television	
				Rk	Rk		Yds	- Yds	TOs	- TOs	Yds	- Yds					TDs
A.30	NORTHERN ARIZONA	W	38 - 7			25 - 14	399	- 312	1 - 1	205 - 188	1 - 0	194 - 124	3 - 1	84	30,761	D	CBSSN
S.6	at North Carolina	L	27 - 31	21	- 23	23 - 20	509	- 394	3 - 1	341 - 263	1 - 2	168 - 131	2 - 1	84	58,000	N	ESPNNews
S.20	at Oregon State	L	7 - 28			11 - 25	215	- 372	2 - 2	106 - 275	0 - 0	109 - 97	1 - 4	85	41,339	N	FOX Sports 1
S.27	UNLV*	W	34 - 17			25 - 26	466	- 455	0 - 2	209 - 346	0 - 1	257 - 109	4 - 1	72	28,005	N	ESPN3
O.3	at Fresno State*	L	13 - 24			17 - 16	270	- 315	3 - 2	84 - 143	1 - 0	186 - 172	0 - 3	88	33,928	N	CBSSN
O.10	at New Mexico*	W	24 - 14			19 - 15	470	- 263	4 - 1	73 - 111	0 - 1	397 - 152	3 - 1	60	19,497	N	ESPNU
O.18	HAWAII*	W	20 - 10			19 - 12	457	- 264	1 - 3	174 - 174	1 - 1	283 - 90	1 - 0	71	35,686	N	CBSSN
N.1	at Nevada*	L	14 - 30			17 - 17	324	- 338	3 - 1	189 - 109	1 - 1	135 - 229	1 - 2	49	20,508	N	CBSSN
N.8	IDAHO	W	35 - 21			18 - 26	405	- 379	0 - 1	249 - 186	3 - 1	156 - 193	2 - 2	85	46,293	D,HC,FW	ROOT/FSSD
N.15	at Boise State*	L	29 - 38			16 - 22	357	- 399	1 - 2	188 - 187	1 - 1	169 - 212	2 - 4	9	27,478	N	ESPN2
N.21	AIR FORCE*	W	30 - 14			23 - 16	502	- 329	1 - 4	326 - 189	1 - 1	176 - 140	1 - 1	61	28,626	N	CBSSN
N.29	SAN JOSÉ STATE*	W	38 - 7			21 - 12	427	- 231	0 - 2	34 - 133	0 - 1	393 - 98	5 - 0	74	24,391	D	CBSSN
2014 POINSETTIA BOWL (Qualcomm Stadium, San Diego, Calif.)																	
D.23	NAVY	L	16 - 17			18 - 14	327	- 271	3 - 4	141 - 17	0 - 0	186 - 254	1 - 2	72	33,077	N	ESPN

2015 ► 11-3 OVERALL ► 8-0 MOUNTAIN WEST (1ST - WEST DIV.) ► HOME: 6-1; AWAY: 4-2; NEUTRAL: 1-0

COACH: ROCKY LONG

2015 MOUNTAIN WEST FOOTBALL CHAMPIONSHIP (Qualcomm Stadium, San Diego, Calif.)																			
Date	Opponent	Result	Score	AP Coach		FD - FD	Total		Passing			Rushing			Temp	Att.	Misc	Television	
				Rk	Rk		Yds	- Yds	TOs	- TOs	Yds	- Yds	TDs	- TDs					Yds
S.5	SAN DIEGO	W	37 - 3			15 - 13	305	- 188	1 - 6	139	- 109	0 - 0	166	- 79	1 - 0	78	48,785	N, FW	MWN/CI
S.12	at California	L	7 - 35			16 - 24	325	- 485	2 - 1	173	- 321	1 - 3	152	- 164	0 - 2	63	50,830	D	Pac-12
S.19	SOUTH ALABAMA	ot-L	27 - 34			14 - 23	305	- 511	1 - 0	165	- 270	2 - 2	140	- 241	1 - 2	84	18,194	N	MWN/CI
S.26	at Penn State	L	21 - 37			13 - 19	242	- 400	3 - 1	141	- 328	1 - 3	101	- 72	1 - 0	71	95,107	D	Big Ten
O.3	FRESNO STATE*	W	21 - 7			19 - 6	409	- 89	1 - 0	104	- 77	2 - 1	305	- 12	1 - 0	69	29,996	N	CBSSN
O.10	at Hawaii*	W	28 - 14			19 - 14	402	- 251	1 - 3	184	- 198	1 - 0	218	- 53	3 - 2	83	28,543	N	TWCSN
O.17	at San José State*	W	30 - 7			23 - 14	377	- 148	0 - 2	144	- 113	1 - 0	233	- 35	2 - 1	66	16,339	N	ESPNU
O.23	UTAH STATE*	W	48 - 14			19 - 16	429	- 239	0 - 4	93	- 95	1 - 1	336	- 134	5 - 1	71	25,898	N	ESPN2
O.31	at Colorado State*	W	41 - 17			21 - 22	456	- 368	0 - 4	180	- 205	1 - 2	276	- 163	3 - 0	63	18,125	D	CBSSN
N.14	WYOMING*	W	38 - 3			25 - 12	431	- 191	2 - 3	138	- 129	3 - 0	293	- 62	2 - 0	60	36,688	N, HC	CBSSN
N.21	at UNLV*	W	52 - 14			20 - 18	393	- 270	0 - 4	107	- 190	1 - 2	286	- 80	5 - 0	54	14,738	N	CBSSN
N.28	NEVADA*	W	31 - 14			17 - 10	408	- 263	0 - 3	88	- 228	0 - 0	320	- 35	4 - 2	53	22,939	N	ESPN2
2015 MOUNTAIN WEST FOOTBALL CHAMPIONSHIP (Qualcomm Stadium, San Diego, Calif.)																			
D.5	AIR FORCE	W	27 - 24			17 - 14	436	- 340	1 - 0	203	- 35	1 - 0	233	- 305	2 - 3	70	20,959	D	ESPN2
2015 HAWAII'I BOWL (Aloha Stadium, Honolulu, Hawaii)																			
D.24	vs. Cincinnati	W	42 - 7			22 - 15	336	- 279	0 - 3	129	- 202	2 - 0	207	- 77	2 - 1	75	22,793	D	ESPN

2016 ► 11-3 OVERALL ► 6-2 MOUNTAIN WEST (1ST - WEST DIV.) ► HOME: 5-1; AWAY: 5-2; NEUTRAL: 1-0

COACH: ROCKY LONG

Final National Ranking: 25 (AP), 25 (Coaches)

				AP Coach		Total			Passing		Rushing					
Date	Opponent	Result	Score	Rk	Rk	FD - FD	Yds - Yds	TOs - TOs	Yds - Yds	TDs - TDs	Yds - Yds	TDs - TDs	Temp	Att.	Misc	Television
S.3	NEW HAMPSHIRE	W	31 - 0			19 - 8	461 - 141	0 - 1	291 - 70	2 - 0	170 - 71	2 - 0	75	46,486	N, FW	
S.10	CALIFORNIA	W	45 - 40			22 - 30	463 - 604	2 - 4	129 - 522	1 - 1	334 - 82	3 - 0	71	42,473	N	CBSSN
S.17	at Northern Illinois	W	42 - 28			22 - 20	404 - 368	1 - 2	126 - 213	3 - 3	278 - 155	3 - 1	78	14,513	D	CBSSN
O.1	(19) at South Alabama	L	24 - 42			20 - 18	316 - 331	2 - 1	159 - 242	1 - 3	157 - 89	2 - 2	76	14,741	N	ESPNNews
O.8	UNLV*	W	26 - 7			22 - 9	460 - 122	1 - 1	215 - 9	1 - 0	245 - 113	2 - 0	73	33,296	N	ESPNU
O.14	at Fresno State*	W	17 - 3			25 - 10	364 - 217	0 - 3	72 - 139	0 - 0	292 - 78	2 - 0	73	24,731	N	CBSSN
O.21	SAN JOSÉ STATE*	W	42 - 3			22 - 14	460 - 209	1 - 0	167 - 142	1 - 0	293 - 67	5 - 0	75	25,613	N	ESPN2
O.28	at Utah State*	W	40 - 13			20 - 12	414 - 252	0 - 2	14 - 181	1 - 1	400 - 71	2 - 1	55	17,332	N	CBSSN
N.5	HAWAII*	W	55 - 0			19 - 15	393 - 215	1 - 4	97 - 167	3 - 0	296 - 48	2 - 0	78	41,644	N, HC	CBSSN
N.12	at Nevada*	W	46 - 16			25 - 19	620 - 366	1 - 3	146 - 276	2 - 2	474 - 90	4 - 0	55	16,730	N	CBSSN
N.19	(24) at Wyoming*	L	33 - 34			17 - 29	389 - 487	1 - 1	211 - 282	2 - 2	178 - 205	0 - 2	50	19,112	D	CBSSN
N.26	COLORADO STATE*	L	31 - 63			16 - 23	377 - 507	2 - 0	183 - 216	2 - 5	194 - 291	2 - 3	53	34,223	N	CBSSN
2016 MOUNTAIN WEST FOOTBALL CHAMPIONSHIP (War Memorial Stadium, Laramie, Wyo.)																
D.3	at Wyoming	W	27 - 24			16 - 13	327 - 343	3 - 3	85 - 248	0 - 3	242 - 95	3 - 0	18	24,001	N	ESPN
2016 LAS VEGAS BOWL (Sam Boyd Stadium, Las Vegas, Nev.)																
D.17	vs. Houston	W	34 - 10			13 - 16	255 - 254	0 - 4	128 - 229	1 - 0	127 - 25	2 - 1	51	29,286	D	ABC

All totals listed SDSU-Opponent. Rank is opponent's AP and Coaches poll rankings at game time. D - day game, N - night game, S - snow, HC - Homecoming, FW - KGB SkyShow, NA - not applicable, played indoors. (#) - SDSU national ranking at game time.

All-Time Series Results

SEVEN STRAIGHT BOWL GAME APPEARANCES ► 21 CONFERENCE CHAMPIONSHIPS



Series Records vs. Current NCAA Division I Football Teams Only

	W	L	T	SDSU	Opp.	Home	Away	Last Meeting	Streak
► Air Force	15	19	0	831	979	9-7	6-11	W, 27-24 (h, '15)	W6
Akron	1	0	0	41	0	1-0	0-0	W, 41-0 (h, '65)	W1
Arizona	5	10	0	220	283	3-3	2-7	L, 10-23 (h, '01)	L4
► Arizona State	0	10	1	101	386	0-3	0-6-1	L, 28-39 (h, '02)	L6
Arkansas State	1	0	0	24	14	1-0	0-0	W, 24-14 (h, '76)	W1
Army	2	0	0	65	27	1-0	1-0	W, 42-7 (h, '12)	W2
► Boise State	2	2	0	119	140	1-1	1-1	L, 29-38 (a, '14)	L1
Bowling Green	2	0	1	83	55	1-0-1	1-0	W, 27-15 (a, '76)	W1
Brigham Young	7	28	1	685	1,185	5-12-1	2-16	L, 6-23 (h, '12)	L6
Buffalo	1	0	0	49	24	0-0	0-0	W, 49-24 (n, '13)	W1
California	4	4	0	197	233	4-0	0-4	W, 45-40 (h, '16)	W1
Cal Poly	14	11	0	620	438	8-6	6-5	W, 49-21 (h, '11)	W1
Cincinnati	1	1	0	65	59	0-1	0-0	W, 42-7 (n, '15)	W1
Colorado	0	1	0	14	34	0-0	0-1	L, 14-34 (a, '02)	L1
Colorado State	20	14	0	829	761	10-8	10-6	L, 31-63 (h, '16)	L1
Eastern Illinois	1	1	0	59	47	1-1	0-0	L, 19-40 (h, '13)	L1
Eastern Washington	1	0	0	19	9	1-0	0-0	W, 19-9 (h, '03)	W1
Florida State	2	0	0	79	33	2-0	0-0	W, 41-16 (h, '77)	W2
► Fresno State	29	23	4	1,171	1,160	15-12-2	14-11-2	W, 17-3 (a, '16)	W2
► Hawai'i	20	9	2	969	629	10-3	10-6-2	W, 55-0 (h, '16)	W5
Houston	1	2	0	57	73	0-1	0-1	W, 34-10 (n, '16)	W1
Idaho	3	2	0	178	141	3-0	0-2	W, 35-21 (h, '14)	W1
Idaho State	1	0	0	38	21	1-0	0-0	W, 38-21 (h, '04)	W1
Illinois	0	2	0	23	87	0-1	0-1	L, 13-49 (h, '00)	L2
Iowa	0	1	0	38	39	0-1	0-0	L, 38-39 (h, '86)	L1
Iowa State	3	3	0	186	163	3-2	0-1	W, 52-31 (h, '81)	W1
Kansas	1	0	0	41	13	0-0	1-0	W, 41-13 (a, '99)	W1
Kent State	2	0	0	31	9	1-0	1-0	W, 17-9 (h, '73)	W2
Louisiana	0	1	0	30	32	0-0	0-0	L, 30-32 (n, '11)	L1
Miami (Fla.)	1	5	0	108	210	1-2	0-3	L, 17-63 (h, '92)	L4
Michigan	0	2	0	28	52	0-0	0-2	L, 7-28 (a, '11)	L2
Minnesota	1	1	0	65	57	1-0	0-1	L, 7-31 (a, '94)	L1
Missouri	0	3	0	46	103	0-1	0-2	L, 24-27 (a, '10)	L3
Montana State	3	0	0	76	32	2-0	1-0	W, 34-22 (a, '68)	W3
Navy	3	1	0	152	75	3-1	0-0	L, 16-17 (h, '14)	W3
► Nevada	6	3	0	244	249	4-1	2-2	W, 46-16 (h, '16)	W2
New Hampshire	1	0	0	31	0	1-0	0-0	W, 31-0 (h, '16)	W1
► New Mexico	25	15	0	1,018	1,026	13-8	12-7	W, 24-14 (a, '14)	W5
New Mexico State	9	1	1	353	143	7-0	2-1	W, 26-16 (a, '13)	W7
Nicholls State	1	0	0	47	0	1-0	0-0	W, 47-0 (h, '10)	W1
North Carolina	0	2	0	40	51	0-0	0-0	L, 27-31 (a, '14)	L2
North Dakota	1	0	0	49	41	1-0	0-1	W, 49-41 (h, '12)	W1
North Dakota State	1	0	0	36	0	1-0	0-0	W, 36-0 (h, '66)	W1
North Texas	6	1	0	229	87	4-0	2-1	W, 30-12 (h, '75)	W1
Northern Arizona	3	0	0	74	15	2-0	1-0	W, 38-7 (h, '14)	W3
► Northern Illinois	5	0	0	194	68	3-0	2-0	W, 42-28 (h, '16)	W5
Notre Dame	0	1	0	13	21	0-0	0-1	L, 13-21 (a, '08)	L1
Ohio State	0	4	0	38	112	0-0	0-4	L, 7-42 (a, '13)	L4
Oklahoma	1	1	0	73	69	1-0	0-1	W, 51-31 (h, '96)	W1
Oklahoma State	2	2	0	80	56	1-1	1-1	L, 16-19 (a, '84)	L1
Oregon	0	4	0	91	150	0-2	0-2	L, 21-42 (a, '90)	L4
Oregon State	2	3	0	82	105	1-1	1-3	L, 7-28 (a, '14)	L3
Penn State	0	1	0	21	37	0-0	0-1	L, 21-37 (a, '15)	L1
Portland State	1	0	0	52	17	1-0	0-0	W, 52-17 (h, '07)	W1
Samford	1	0	0	37	17	1-0	0-0	W, 37-17 (h, '03)	W1
San Diego	2	0	0	80	15	2-0	0-0	W, 37-3 (h, '15)	W2
► San José State	19	19	2	859	865	11-6-1	8-13-1	W, 42-23 (h, '16)	W4
South Alabama	0	2	0	51	76	0-1	0-1	L, 24-52 (a, '16)	L2
South Florida	1	0	0	41	12	1-0	0-0	W, 41-12 (h, '99)	W1
Southern California	0	2	1	58	90	0-0-1	0-2	L, 21-24 (a, '99)	L2
Southern Mississippi	2	1	0	109	31	2-0	0-1	L, 0-10 (a, '71)	L1
Southern Utah	1	0	0	35	19	1-0	0-0	W, 35-19 (h, '09)	W1
► Stanford	1	3	0	101	114	1-1	0-2	L, 10-31 (a, '88)	L3
TCU	0	7	0	121	283	0-4	0-3	L, 14-27 (h, '11)	L7
Tennessee State	1	0	1	29	21	1-0-1	0-0	T, 13-13 (h, '68)	T1
Texas Southern	1	0	0	42	33	1-0	0-0	W, 42-33 (h, '68)	W1
Tulsa	2	2	0	91	83	1-0	1-1	W, 24-14 (a, '98)	W1
UCLA	0	21	1	241	705	0-13-1	0-8	L, 14-33 (a, '09)	L19
► UNLV	17	9	0	690	523	11-3	6-6	W, 26-7 (h, '16)	W3
Utah	12	17	1	718	854	7-8-1	5-9	L, 34-38 (h, '10)	L5
Utah State	12	1	0	386	171	8-1	4-0	W, 40-13 (h, '16)	W10
UTEP	18	4	0	776	449	9-2	9-2	L, 27-34 (h, '06)	L1
Washington	0	3	0	40	103	0-0	0-3	L, 12-21 (a, '12)	L3
Washington State	1	1	0	59	69	1-0	0-1	W, 42-24 (h, '11)	W1
Weber State	2	0	0	96	46	1-0	1-0	W, 58-12 (h, '67)	W1
Wisconsin	1	4	0	60	128	1-1	0-3	L, 0-14 (a, '06)	L4
Wyoming	18	19	0	988	1,015	11-7	7-12	W, 27-24 (a, '16)	W1

► - Indicates 2017 opponent



AIR FORCE

Series: Air Force leads, 19-15

Home: 9-7, Away: 6-11, Neutral: 0-1

Qualcomm Stadium/Jack Murphy/SD: 9-7

MW Games: 9-7; WAC Games: 5-12

Longest SDSU Win Streak: 6 (2010-current)

Longest Air Force Win Streak: 9 (1981-89)

Date	Location (Opp. NR)	Score
S.20.80	A-Falcon Stadium*	W 13-10
N.29.81	N-Mirage Bowl (Tokyo, Japan)*	L 16-21
S.11.82	A-Falcon Stadium*	L 32-44
D.3.83	H-Jack Murphy Stadium (18)*	L 7-38
S.1.84	A-Falcon Stadium*	L 16-34
N.2.85	A-Falcon Stadium (7)*	L 10-31
O.25.86	H-Jack Murphy Stadium (HC)*	L 10-22
S.19.87	A-Falcon Stadium*	L 7-49
S.11.88	H-Jack Murphy Stadium*	L 36-52
S.2.89	A-Falcon Stadium*	L 36-52
S.29.90	H-Jack Murphy Stadium*	W 48-18
S.21.91	A-Falcon Stadium*	L 20-21
O.24.92	H-Jack Murphy Stadium*	L 17-20
S.18.93	A-Falcon Stadium*	W 38-31
O.1.94	H-Jack Murphy Stadium*	L 35-36
N.28.96	H-Jack Murphy Stadium*	W 28-23
S.27.97	A-Falcon Stadium (25)*	L-ot 18-24

Mountain West Era

O.2.99	H-Qualcomm Stadium*	L 22-23
N.18.00	A-Falcon Stadium*	L 24-45
S.29.01	H-Qualcomm Stadium*	L 21-45
N.23.02	A-Falcon Stadium*	W 38-34
N.22.03	H-Qualcomm Stadium*	W 24-3
N.13.04	A-Falcon Stadium*	W 37-31
S.10.05	A-Falcon Stadium*	L 29-41
O.21.06	H-Qualcomm Stadium*	W 19-12
N.17.07	A-Falcon Stadium*	L 23-55
O.11.08	H-Qualcomm Stadium (FW)*	L 10-35
S.26.09	A-Falcon Stadium*	L 14-26
O.16.10	H-Qualcomm Stadium (23)(HC)*	W 25-23
O.13.11	A-Falcon Stadium*	W 41-27
N.10.12	H-Qualcomm Stadium*	W 28-9
O.10.13	A-Falcon Stadium*	W 27-20
N.21.14	H-Qualcomm Stadium*	W 30-14
D.5.15	H-Qualcomm Stadium (MWC)	W 27-14



ARIZONA STATE

Series: Arizona State leads, 10-0-1

Home: 0-3, Away: 0-6-1

Qualcomm Stadium/Jack Murphy/SD: 0-2

Longest SDSU Win Streak: N/A

Longest ASU Win Streak: 7 (1955-current)

Date	Location (Opp. NR)	Score
N.29.34	A-Irish Field	L 6-14
S.21.39	H-Aztec Bowl	L 0-20
N.4.50	A-Goodwin Stadium	L 13-31
O.20.51	H-Aztec Bowl (HC)	T 27-27
O.15.55	H-Aztec Bowl	L 0-46
N.3.56	A-Goodwin Stadium	L 0-61
O.26.57	H-Aztec Bowl	L 0-66
A.31.00	H-Qualcomm Stadium	L 7-10
S.8.01	A-Sun Devil Stadium	L 7-38
S.14.02	H-Qualcomm Stadium	L 28-39
S.15.07	A-Sun Devil Stadium	L 13-34



BOISE STATE

Series: Series tied, 2-2

Home: 1-1, Away: 1-1

Qualcomm Stadium/Jack Murphy/SD: 1-1

MW Games: 2-2

Longest SDSU Win Streak: 2 (2012-13)

Longest BSU Win Streak: 1 (twice)

Date	Location (Opp. NR)	Score
N.19.11	H-Qualcomm Stadium (10)*	L 35-52
N.3.12	A-Bronco Stadium (19)*	W 21-19
N.23.13	H-Qualcomm Stadium*	W-ot 34-31
N.15.14	A-Bronco Stadium*	L 29-38

Mountain West Era

N.19.11 H-Qualcomm Stadium (10)* L 35-52

N.3.12 A-Bronco Stadium (19)* W 21-19

N.23.13 H-Qualcomm Stadium* W-ot 34-31

N.15.14 A-Bronco Stadium* L 29-38



FRESNO STATE

Series: San Diego State leads 29-23-4

Home: 15-12-2, Away: 14-11-2

Qualcomm Stadium/Jack Murphy/SD: 9-3

MW Games: 2-3, WAC Games: 6-3

Longest SDSU Win Streak: 9 (1962-70)

Longest Fresno St. Win Streak: 8 (1954-61)

Date	Location (Opp. NR)	Score
N.19.23	H-San Diego	W 12-2
N.27.24	A-Fresno	L 0-7
O.30.26	H-San Diego	L 7-28
D.5.31	A-Fresno	W 15-0
O.25.40	H-Aztec Bowl*	T 0-0
O.25.41	H-Aztec Bowl*	L 0-26
O.11.42	H-Aztec Bowl*	L 0-66
O.27.45	A-Fresno	W 7-0
O.26.46	H-Aztec Bowl*	W 7-0
N.1.47	A-Fresno*	T 7-7
N.6.48	A-Fresno*	L 6-7
N.5.49	A-Fresno*	W 18-7
O.21.50	H-Aztec Bowl*	T 20-20
N.3.51	A-Fresno	W 13-7
N.1.52	H-Aztec Bowl	L 33-49
O.31.53	A-Fresno*	T 27-27
O.30.54	H-Aztec Bowl*	L 0-20
N.5.55	A-Fresno*	L 6-20
N.17.56	H-Aztec Bowl*	L 7-50
N.2.57	A-Fresno*	L 0-27
N.1.58	H-Aztec Bowl* (HC)	L 20-22
O.31.59	A-Fresno*	L 13-58
O.29.60	H-Aztec Bowl* (HC)	L 0-60
O.28.61	A-Fresno*	L 6-27
O.27.62	H-Aztec Bowl*	W 29-26
N.2.63	A-Fresno*	W 34-6
O.31.64	H-Aztec Bowl*	W 44-6
O.30.65	A-Fresno*	W 26-7
O.29.66	H-Aztec Bowl*	W 34-13
O.28.67	A-Fresno*	W 28-21
N.2.68	H-San Diego Stadium	W 42-12
N.1.69	A-Fresno*	W 48-20
O.31.70	(14) A-Fresno*	W 56-14
O.30.71	A-Fresno*	L 10-17
O.28.72	H-San Diego Stadium*	W 21-14
N.17.73	A-Fresno*	W 41-6
O.12.74	A-Fresno*	W 24-21
O.11.75	A-Fresno*	W 29-0
S.18.76	H-San Diego Stadium	W 7-3
O.8.77	A-Fresno	L 14-34

Western Athletic Conference Era

O.7.78	H-San Diego Stadium*	W 31-14
S.22.79	A-Fresno*	W 32-23
N.21.92	H-Jack Murphy Stadium*	L 41-45
N.20.93	A-Bulldog Stadium*	L 37-63
N.26.94	H-Jack Murphy Stadium*	L 42-49
O.14.95	H-Jack Murphy Stadium*	W 48-24
N.23.96	H-Jack Murphy Stadium*	W 31-21
N.15.97	A-Bulldog Stadium*	W 20-19
N.7.98	H-Qualcomm Stadium*	W 10-0

All-Time Series Results



SEVEN STRAIGHT BOWL GAME APPEARANCES ► 21 CONFERENCE CHAMPIONSHIPS

0.24.81	H-Jack Murphy Stadium*	L	10-28
N.6.82	A-Aloha Stadium*	W	31-28
O.1.83	A-Aloha Stadium*	T	27-27
O.27.84	A-Aloha Stadium*	L	10-16
N.30.85	A-Aloha Stadium*	T	10-10
N.22.86	H-Jack Murphy Stadium*	W	35-5
O.31.87	A-Aloha Stadium*	*W	29-21
O.15.88	H-Jack Murphy Stadium* (HC)	L	30-32
O.7.89	A-Aloha Stadium* (20)	L	24-31
N.10.90	H-Jack Murphy Stadium*	W	44-38
O.5.91	A-Aloha Stadium*	W	47-21
N.14.92	H-Jack Murphy Stadium* (23)	W	52-28
O.9.93	A-Aloha Stadium*	W	45-14
O.29.94	H-Jack Murphy Stadium*	W	38-23
N.18.95	A-Aloha Stadium*	W	49-10
O.11.96	H-Jack Murphy Stadium*	W	56-8
O.25.97	A-Aloha Stadium*	W	10-3
O.9.98	H-Qualcomm Stadium*	W	35-13

Mountain West Era

D.7.02	A-Aloha Stadium	L	40-41
D.3.05	A-Aloha Stadium	L	38-49
O.6.12	H-Qualcomm Stadium*	W	52-14
N.16.13	A-Aloha Stadium*	W-ot	28-21
O.18.14	H-Qualcomm Stadium*	W	20-10
O.10.15	A-Aloha Stadium*	W	28-14
N.5.16	H-Qualcomm Stadium* (HC)	W	55-0



NEVADA

Series: San Diego State leads, 6-3

Home: 4-1, Away: 2-2

Qualcomm Stadium/Jack Murphy/SD: 3-0			
MW Games: 4-1			
Longest SDSU Win Streak: 4 (1995-13)			
Longest NEV Win Streak: 2 (1945-46)			
Date	Location (Opp. NR)		Score
N.11.45	A-Reno	L	6-44
O.19.46	H-Balboa Stadium	L	0-26
S.28.95	H-Jack Murphy Stadium	W	30-27

Mountain West Era

S.25.04	H-Qualcomm Stadium	W	27-10
O.20.12	A-Mackay Stadium*	W-ot	39-38
O.4.13	H-Qualcomm Stadium*	W-ot	51-44
N.1.14	A-Mackay Stadium*	L	14-30
N.28.15	H-Qualcomm Stadium*	W	31-14
N.12.16	A-Mackay Stadium*	W	46-16



NEW MEXICO

Series: San Diego State leads, 25-15

Home: 13-8, Away: 12-7

Qualcomm Stadium/Jack Murphy/SD: 13-8			
MW Games: 6-9; WAC Games: 18-3			
Longest SDSU Win Streak: 13 (1984-1996)			
Longest UNM Win Streak: 8 (2001-08)			
Date	Location (Opp. NR)		Score
O.17.53	A-Zimmerman Field	L	12-41
S.25.54	H-Aztec Bowl	L	7-28
N.24.56	A-Zimmerman Field	L	6-34
N.27.76	H-San Diego Stadium	W	17-14

Western Athletic Conference Era

N.25.78	H-San Diego Stadium*	W	27-24
O.6.79	A-University Stadium*	W	35-7
N.22.80	H-Jack Murphy Stadium*	W	24-22
O.3.81	A-University Stadium*	W	17-15
O.16.82	H-Jack Murphy Stadium*	L	17-22
N.19.83	A-University Stadium*	L	14-34
N.17.84	H-Jack Murphy Stadium*	W	37-31
N.23.85	H-Jack Murphy Stadium*	W	55-20
S.27.86	A-University Stadium*	W	38-34
N.21.87	H-Jack Murphy Stadium*	W	53-30
N.19.88	A-University Stadium*	W	18-10
N.4.89	H-Jack Murphy Stadium*	W	45-28
N.17.90	A-University Stadium*	W	40-34
O.12.91	H-Jack Murphy Stadium*	W	38-24
O.3.92	A-University Stadium*	W	49-21
O.23.93	H-Jack Murphy Stadium* (HC)	W	20-17
O.15.94	A-University Stadium*	W	20-13
N.4.95	H-Jack Murphy Stadium*	W	38-29
O.19.96	A-University Stadium*	W	48-42
O.11.97	H-Jack Murphy Stadium*	L	21-36
O.17.98	A-University Stadium*	W-ot	36-33

Mountain West Era

O.9.99	H-Qualcomm Stadium* (HC)	L	21-24
--------	--------------------------	---	-------

N.4.00	A-University Stadium*	W	17-16
N.3.01	H-Qualcomm Stadium*	L	15-20
N.9.02	A-University Stadium*	L	8-15
O.18.03	H-Qualcomm Stadium* (HC)	L	7-30
O.23.04	A-University Stadium*	L	9-19
O.22.05	H-Qualcomm Stadium*	L	24-47
N.25.06	A-University Stadium*	L	14-41
N.20.07	H-Qualcomm Stadium* (HC)	L	17-20
O.18.08	A-University Stadium*	L	7-70
O.31.09	H-Qualcomm Stadium*	W	23-20
O.23.10	A-University Stadium*	W	30-20
N.5.11	H-Qualcomm Stadium*	W	35-7
N.2.13	H-Qualcomm Stadium*	W	35-30
O.10.14	A-University Stadium*	W	24-14



NORTHERN ILLINOIS

Series: San Diego State leads, 5-0

Home: 2-0; Away: 3-0

Qualcomm Stadium/Jack Murphy/SD: 2-0			
Longest SDSU Win Streak: 5 (1967-Current)			
Longest NIU Win Streak: N/A			
Date	Location (Opp. NR)		Score
O.21.67	A-NIU Stadium	W	47-6
S.20.68	H-San Diego Stadium	W	40-21
S.12.70	A-NIU Stadium	W	35-3
O.2.71	H-San Diego Stadium	W	30-10
S.17.16	A-Huskie Stadium	W	42-28



SAN JOSÉ STATE

Series: Series tied, 19-19-2

Home: 11-6-1, Away: 8-13-1

Qualcomm Stadium/Jack Murphy/SD: 9-1			
MW Games: 4-0; WAC Games: 3-0			
Longest SDSU Win Streak: 7 (1976-2005)			
Longest SJSU Win Streak: 11 (1938-52)			
Date	Location (Opp. NR)		Score
O.11.35	A-Spartan Stadium	L	9-24
O.24.36	H-Aztec Bowl	W	14-6
N.25.37	A-Spartan Stadium	W	7-6
O.29.38	H-Aztec Bowl*	L	0-14
O.13.39	A-Spartan Stadium*	L	0-42
O.11.40	A-Spartan Stadium*	L	0-10
O.10.41	A-Spartan Stadium*	L	0-20
N.8.42	A-Spartan Stadium*	L	0-26
N.16.46	H-Balboa Stadium*	L	0-6
O.25.47	H-Balboa Stadium*	L	7-32
N.12.48	A-Spartan Stadium*	L	13-21
N.12.49	H-Aztec Bowl*	L	0-40
S.29.50	A-Spartan Stadium	L	0-26
S.27.52	H-Aztec Bowl	L	6-47
O.20.56	H-Balboa Stadium	T	27-27
O.25.57	A-Spartan Stadium	L	0-46
N.28.64	A-Spartan Stadium	L	15-20
O.19.66	A-Spartan Stadium	W	25-0
O.26.68	H-San Diego Stadium (HC)	W	48-6
O.4.69	A-Spartan Stadium*	W	55-21
O.17.70	H-San Diego Stadium*	W	32-6
N.6.71	A-Spartan Stadium*	L	7-45
O.7.72	H-San Diego Stadium*	W	23-12
N.3.73	A-Spartan Stadium*	T	27-27
O.19.74	H-San Diego Stadium* (HC)	W	40-14
N.15.75	A-Spartan Stadium*	L	7-31
N.6.76	H-San Diego Stadium (HC)	W	30-17
N.26.77	(16) A-Spartan Stadium	W	37-34

Western Athletic Conference Era

O.21.95	H-Jack Murphy Stadium	W	49-20
N.2.96	A-Spartan Stadium*	W	49-20
N.8.97	H-Qualcomm Stadium* (HC)	W	48-21
N.14.98	A-Spartan Stadium*	W	34-6

Mountain West Era

S.24.05	H-Qualcomm Stadium	W	52-21
S.30.06	A-Spartan Stadium	L	10-31
S.13.08	A-Spartan Stadium	L	10-35
S.22.12	H-Qualcomm Stadium	L	34-38
N.9.13	A-Spartan Stadium*	W	34-30
N.29.14	H-Qualcomm Stadium*	W	38-7
O.17.15	A-Spartan Stadium*	W	30-7
O.21.16	H-Qualcomm Stadium*	W	42-3



STANFORD

Series: Stanford leads, 3-1

Home: 1-1; Away: 0-2

Qualcomm Stadium/Jack Murphy/SD: 1-1			
Longest SDSU Win Streak: 1 (1985)			
Longest STAN Win Streak: 3 (1986-current)			
Date	Location (Opp. NR)		Score
Western Athletic Conference Era			
O.5.85	H-Jack Murphy Field	W	41-22
O.4.86	A-Stanford Stadium (16)	L	10-17
O.17.87	H-Qualcomm Stadium	L	40-44
S.17.88	A-Stanford Stadium	L	10-31



UC DAVIS

Series: First Meeting



UNLV

Series: San Diego State leads, 17-9

Home: 11-3, Away: 6-6

Qualcomm Stadium/Jack Murphy/SD: 10-3			
MW Games: 13-5; WAC Games: 1-1			
Longest SDSU Win Streak: 3 (three times)			
Longest UNLV Win Streak: 3 (1983-1996)			
Date	Location (Opp. NR)		Score
O.22.77	H-San Diego Stadium	W	31-7
O.11.80	H-Jack Murphy Stadium	L	17-28
N.14.81	A-Las Vegas Silver Bowl	W	38-20
S.25.82	H-Jack Murphy Stadium	W	26-23
O.27.83	A-Las Vegas Silver Bowl	L	10-28
N.3.84	H-Jack Murphy Stadium	L	14-30

Western Athletic Conference Era

N.16.96	A-Sam Boyd Stadium*	L	42-44
O.18.97	H-Qualcomm Stadium*	W-ot	20-17

Mountain West Era

N.18.99	A-Sam Boyd Stadium*	W	37-7
N.25.00	H-Qualcomm Stadium*	L	24-31
O.13.01	A-Sam Boyd Stadium*	L	3-31
O.26.02	H-Qualcomm Stadium* (HC)	W	31-21
N.8.03	A-Sam Boyd Stadium*	W	7-0
N.20.04	H-Qualcomm Stadium*	W	21-3
O.8.05	A-Sam Boyd Stadium*	L	10-13
N.11.06	H-Qualcomm Stadium*	W	21-7
N.10.07	A-Sam Boyd Stadium*	W	38-30
N.22.08	H-Qualcomm Stadium*	W	42-21
N.28.09	A-Sam Boyd Stadium*	L	24-28
N.27.10	H-Qualcomm Stadium*	W	48-14
N.26.11	A-Sam Boyd Stadium*	W	31-14
O.27.12	H-Qualcomm Stadium*	W	24-13
N.30.13	A-Sam Boyd Stadium*	L	19-45
S.26.14	H-Qualcomm Stadium*	W	34-17
N.21.15	A-Sam Boyd Stadium*	W	52-14
O.8.16	H-Qualcomm Stadium*	W	26-7

Historic Series

Non-NCAA Division I Football Teams

	W	L	T
Alumni	0	0	1
Army-Navy Academy J.C.	3	0	0
Boston University	1	0	0
Cal Poly Pomona	3	1	0
Cal State Fullerton	3	0	1
Cal State L.A.	11	5	1
Cal State Northridge	7	0	0
Cal Western	3	0	0
Caltech	4	6	0
Camp Haan	0	1	0
Chaffey J.C.	2	0	0
Chapman	8	0	0
Coronado H.S.	1	0	0
El Centro J.C.	1	0	0
Fleet Air	0	1	0
Fullerton J.C.	1	1	0
Hardin-Simmons	0	1	0
Hawaii Marines	0	1	0
LaVerne	10	2	3
Long Beach State	19	10	0
Loyola (Calif.)	3	4	0
March Field Flyers	0	1	0
Mexico Polytechnic	1	0	0
Naval Air	0	1	0
Occidental	11	7	1
Pacific	16	7	0
Pepperdine	11	2	1
Pomona College	10	7	1
Redlands	17	7	2
Reserve Destroyers	0	1	0
Riverside J.C.	3	1	0
San Diego Marines	10	16	2
San Diego NTC	1	0	0
San Francisco State	7	1	0
Santa Ana J.C.	3	1	0
Submarines Pacific	1	1	0
Tampa	1	0	0
Texas-Arlington	2	0	0
UC Santa Barbara	26	8	1
U.S.S. Birmingham	1	1	0
U.S.S. Melville	1	0	0
U.S.S. New Mexico	1	0	0
West Texas State	2	0	0
Whittier	10	11	2

* - conference game; HC - Homecoming; MWC - MW Championship game; (#) before stadium - SDSU's AP rank; (#) after stadium - opponent's AP rank

vs. 2017 Opponents' Conferences

MOUNTAIN WEST		W-L	Ohio	0-0	Montana State	3-0
Air Force		15-19	Toledo	0-0	North Dakota	1-0
Boise State		2-2	Western Michigan	0-0	Northern Arizona	3-0
Colorado State		20-14	TOTALS	11-0-1	Portland State	1-0
Fresno State		29-23-4	PAC-12		Southern Utah	1-0
Hawaii		20-9-2	Arizona	5-10	Weber State	2-0
Nevada		6-3	Arizona State	0-10-1	TOTALS	27-11
New Mexico		25-15	California	4-4	DIVISION FBS (I-A)	
San José State		19-19-2	Colorado	0-1	American Athletic	4-5
UNLV		17-9	Utah	0-4	Atlantic Coast	3-7
Utah State		12-1	Oregon State	2-3	Big Ten	2-15</

SECOND HALF COMEBACKS ◀ HISTORY

AZTEC FOOTBALL MEDIA GUIDE

Date	Opponent	Head Coach	Quarterback	Largest 2H Deficit	Final
Dec. 17, 2016	vs. Houston (LVB)	Rocky Long	Christian Chapman	4	W, 34-10

* - Indicates conference game. MW CG - Indicates Mountain West championship game. LVB - Indicates Las Vegas Bowl.

Date	Opponent	Head Coach	Quarterback	Largest 2H Deficit	Final
Nov. 3, 1973	at San José State	Claude Gilbert	Jesse Freitas	17	T, 27-27
Nov. 23, 1974	Bowling Green	Claude Gilbert	Craig Penrose	18	T, 21-21
Oct. 13, 1984	Utah	Doug Scovil	Jim Plum	6	T, 24-24
Nov. 30, 1985	at Hawai'i	Doug Scovil	Todd Santos	3	T, 10-10
Sept. 23, 1989	Cal State Fullerton	Al Luginbill	Dan McGwire	4	T, 41-41
Nov. 16, 1991	Brigham Young	Al Luginbill	David Lowery	7	T, 52-52
Sept. 5, 1992	USC	Al Luginbill	David Lowery	14	T, 31-31

Pl.	Date	Opponent	Head Coach	Quarterback	Largest 2H Deficit	Final
1.	Sept. 18, 1993	at Air Force*	Al Luginbill	David Lowery	17	W, 38-31
2.	Nov. 4, 2000	at New Mexico*	Ted Tollner	Lon Sheriff	16	W, 17-16
	Oct. 16, 1971	at UC Santa Barbara	Don Coryell	Brian Sipe	16	W, 27-23
4.	Oct. 10, 2013	at Air Force*	Rocky Long	Quinn Kaehler	14	W, 27-20
	Oct. 24, 2009	at Colorado State*	Brady Hoke	Ryan Lindley	14	W, 42-28
	Nov. 3, 2007	Wyoming*	Chuck Long	Kevin O'Connell	14	W, 27-24

Season	Wins	Season	Wins	Season	Wins
1969	2	1986	► 5	2003	0
1970	1	1987	3	2004	0
1971	2	1988	1	2005	1
1972	2	1989	2	2006	1
1973	1	1990	0	2007	2
1974	2	1991	2	2008	0
1975	0	1992	2	2009	2
1976	3	1993	1	2010	1
1977	1	1994	1	2011	4
1978	1	1995	1	2012	3
1979	4	1996	2	2013	► 5
1980	1	1997	1	2014	1
1981	2	1998	3	2015	1
1982	3	1999	0	2016	1
1983	0	2000	2	TOTAL	75
1984	0	2001	0		
1985	0	2002	2		

► Indicates Division I era school record.

Pl.	Coach	Wins
1.	Rocky Long	15
2.	Claude Gilbert	13
3.	Ted Tollner	10
4.	Denny Stolz	9
5.	Al Luginbill	7
	Don Corvell	7

Pl.	Quarterback	Wins
1.	Todd Santos	8
2.	Ryan Lindley	7
3.	Quinn Kaehler	6
4.	David Lowery	4
	Mark Halda	4

Largest Comebacks



SEVEN STRAIGHT BOWL GAME APPEARANCES ► 21 CONFERENCE CHAMPIONSHIPS

RALLIES FROM LARGEST DEFICITS (DIVISION I ERA (SINCE 1969))

Pl.	Date	Opponent	Head Coach	Quarterback	Final	Largest Deficit	Largest Deficit Score	Largest Deficit Time	Start Comeback	Positive Score
1.	Dec. 3, 2011	vs. Fresno State	Rocky Long	Ryan Lindley	W, 35-28	21	0-21	2nd, 9:14	2nd, 5:48	28-21 and 35-28
	Nov. 3, 2007	vs. Wyoming*	Chuck Long	Kevin O'Connell	W, 27-24	21	0-21	2nd, 1:18	2nd, 0:13	27-24
	Oct. 12, 1974	vs. Fresno State*	Claude Gilbert	Craig Penrose	W, 24-21	21	0-21	2nd, 10:01	2nd, 7:24	24-21
4.	Dec. 7, 2002	at Hawai'i	Tom Craft	Lon Sheriff	L, 40-41	19	3-22	2nd, 13:32	2nd, 9:17	40-29
5.	Oct. 19, 1985	vs. Utah*	Doug Scovil	Todd Santos	L, 37-39	18	3-21	1st, 0:16	2nd, 11:04	37-27
	Nov. 23, 1974	vs. Bowling Green	Claude Gilbert	Craig Penrose	T, 21-21	18	3-21	2nd, 7:43	3rd, 11:00	21-21
7.	Sept. 18, 1993	at Air Force*	Al Luginbill	David Lowery	W, 38-31	17	14-31	4th, 12:40	4th, 10:33	38-31
	Nov. 12, 1983	vs. Wyoming*	Doug Scovil	Mark McKay	L, 21-33	17	0-17	1st, 3:21	2nd, 10:26	21-17
	Oct. 28, 1978	at Long Beach State	Claude Gilbert	Mark Halda	L, 25-27	17	7-24	3rd, 14:31	3rd, 9:43	25-24
	Nov. 3, 1973	at San José State*	Claude Gilbert	Jesse Freitas	T, 27-27	17	10-27	4th, 8:47	4th, 8:30	27-27
	Nov. 22, 1969	vs. North Texas	Don Coryell	David Shaw	W, 42-24	17	7-24	2nd, 2:15	2nd, 1:23	42-24
	Sept. 28, 2013	at New Mexico State	Rocky Long	Quinn Kaehler	W, 26-16	16	0-16	2nd, 12:52	2nd, 12:52	26-16
12.	Nov. 4, 2000	at New Mexico*	Ted Tollner	Lon Sheriff	W, 17-16	16	0-16	2nd, 0:09	3rd, 4:17	17-16
	Oct. 16, 1971	at UC Santa Barbara*	Don Coryell	Brian Sipe	W, 27-23	16	7-23	3rd, 9:35	3rd, 3:11	27-23
	Nov. 9, 2013	at San José State	Rocky Long	Quinn Kaehler	W, 34-30	14	6-20	2nd, 2:35	2nd, 0:41	34-30
15.	Oct. 26, 2013	vs. (18/15) Fresno State*	Rocky Long	Quinn Kaehler	L, 28-35 (ot)	14	14-28	4th, 9:51	4th, 8:54	28-28
	Oct. 10, 2013	at Air Force*	Rocky Long	Quinn Kaehler	W, 27-20	14	6-20	3rd, 3:53	4th, 11:25	27-20
	Nov. 26, 2011	at UNLV	Rocky Long	Ryan Lindley	W, 31-14	14	0-14	2nd, 14:54	2nd, 5:46	31-14
	Oct. 24, 2009	at Colorado State*	Brady Hoke	Ryan Lindley	W, 42-28	14	7-21	2nd, 1:25	3rd, 9:59	42-28
	Sept. 14, 1996	at California	Ted Tollner	Billy Blanton	L, 37-42	14	0-14	1st, 8:59	1st, 8:25	21-21
	Oct. 7, 1995	at Utah*	Ted Tollner	Billy Blanton	W, 24-21	14	0-14	1st, 9:15	2nd, 10:49	17-14 and 24-21
	Sept. 5, 1992	vs. Southern California	Al Luginbill	David Lowery	T, 31-31	14	7-21	2nd, 1:58	3rd, 12:29	28-21 and 31-24
	Oct. 28, 1989	at UTEP*	Al Luginbill	Dan McGwire	W, 34-31	14	7-21	1st, 6:30	2nd, 14:07	24-21 and 34-21
	Sept. 6, 1986	vs. Long Beach State	Denny Stolz	Todd Santos	W, 27-24	14	0-14	2nd, 13:21	2nd, 8:51	20-17 and 27-24
	Oct. 26, 1985	vs. Oregon	Doug Scovil	Jim Plum	L, 37-49	14	14-28	2nd, 3:15	2nd, 0:27	31-28
	Nov. 26, 1977	at San José State	Claude Gilbert	Joe Davis	W, 37-34	14	10-24	2nd, 3:15	2nd, 0:33	37-34
	Sept. 29, 2012	at Fresno State*	Rocky Long	Ryan Katz	L, 40-52	13	21-34	2nd, 3:34	2nd, 1:17	40-36
27.	Sept. 23, 1989	vs. Cal State Fullerton	Al Luginbill	Dan McGwire	T, 41-41	13	7-20	2nd, 13:21	2nd, 11:09	34-23
	Oct. 22, 1971	vs. Utah State	Don Coryell	Brian Sipe	W, 36-20	13	7-20	3rd, 7:53	3rd, 7:05	36-20
	Nov. 15, 1997	at Fresno State	Ted Tollner	Spencer Brinton	W, 20-19	12	7-19	2nd, 5:22	3rd, 13:01	20-19
30.	Sept. 27, 1997	at (25/25) Air Force*	Ted Tollner	Kevin McKechnie	L, 18-24	12	0-12	3rd, 5:47	3rd, 2:58	18-18
	Oct. 20, 2012	at Nevada*	Rocky Long	Ryan Katz	W, 39-38 (ot)	11	6-17	3rd, 8:43	3rd, 3:39	39-38
	Nov. 23, 2002	at Air Force*	Tom Craft	Lon Sheriff	W, 38-34	11	10-21	3rd, 11:46	3rd, 8:53	31-27 and 38-34
32.	Oct. 3, 1998	at Tulsa*	Ted Tollner	Brian Russell	W, 24-14	11	3-14	3rd, 5:53	3rd, 3:31	24-14
	Oct. 26, 1991	at Utah*	Al Luginbill	David Lowery	W, 24-21	11	10-21	3rd, 0:41	4th, 12:19	24-21
	Oct. 6, 1990	at Wyoming*	Al Luginbill	Dan McGwire	L, 51-52	11	3-14	2nd, 11:07	2nd, 9:50	27-14
	Sept. 16, 1989	vs. (20) UCLA	Al Luginbill	Dan McGwire	L, 25-28	11	10-21	4th, 14:18	4th, 11:24	25-21
	Nov. 6, 1982	at Hawai'i*	Doug Scovil	Mark McKay	W, 31-28	11	10-21	2nd, 0:16	3rd, 9:52	24-21 and 31-28
	Nov. 29, 1969	vs. Long Beach State*	Don Coryell	David Shaw	W, 36-32	11	21-32	2nd, 4:14	4th, 13:59	36-32

National Rankings

SEVEN STRAIGHT BOWL GAME APPEARANCES ► 21 CONFERENCE CHAMPIONSHIPS



SDSU IN AP TOP 25 (DI ERA (SINCE 1969))

Rk.	Weeks	Last Time	W	L
1.				
2.				
3.				
4.				
5.				
6.				
7.				
8.				
9.				
10.				
11.				
12.				
13.	1	Nov. 3, 1975	0	1
14.	4	Nov. 16, 1970	3	1
15.				
16.	3	Jan. 3, 1978	1	0
17.	1	Oct. 19, 1970	0	0
18.	1	Oct. 27, 1975	1	0
19.	1	Sept. 25, 2016	0	1
20.	1	Oct. 28, 1974	0	1
21.	1	Sept. 22, 1992	0	1
22.	1	Sept. 18, 2016	0	0
23.	1	Sept. 15, 1992	0	0
24.	1	Sept. 25, 2016	0	1
25.	2	Jan. 10, 2017	0	1
TOTALS	18		5	7

SDSU AS AP NATIONALLY RANKED TEAM (DI ERA (SINCE 1969))

Date*	AP	Opponent	Date^	Result
Oct. 19, 1970	17	idle		
Oct. 26, 1970	14	Fresno State*	O.31	W, 56-14
Nov. 2, 1970	14	at Pacific*	N.7	W, 14-13
Nov. 9, 1970	14	UC Santa Barbara*	N.14	W, 65-7
Nov. 16, 1970	14	Long Beach State*	N.20	L, 11-27
Oct. 28, 1974	20	at North Texas State	N.2	L, 9-14
Oct. 27, 1975	18	at Pacific*	N.1	W, 31-13
Nov. 3, 1975	13	Arizona	N.8	L, 24-31
Nov. 21, 1977	16	at San José State	N.26	W, 37-34
Nov. 28, 1977	16	idle		
Jan. 3, 1978	16	FINAL		
Sept. 15, 1992	23	idle		
Sept. 22, 1992	21	at (11) UCLA	S.26	L, 7-35
Nov. 7, 1995	25	Wyoming*	N.11	L, 31-34
Sept. 18, 2016	22	idle		
Sept. 25, 2016	19	at South Alabama	O.1	L, 24-42
Nov. 13, 2016	24	at Wyoming*	N.19	L, 33-34
Jan. 10, 2017	25	FINAL		

* - indicates date of poll. ^ - Indicates date of game.

SDSU RANKED IN FINAL POLL

Season	AP	USAT	UPI
1969	--		T-18
1972	--		20
1973	--		T-19
1977	16		T-19
1986	--	25	
2016	25	25	

SDSU VS. AP TOP 25 (DI ERA (SINCE 1969))

Rk.	Games	Last Time	W	L
1.	3	Nov. 28, 1992	0	3
2.	2	Sept. 6, 2003	0	2
3.	4	Sept. 7, 2013	0	4
4.	3	Sept. 22, 1990	0	3
5.	1	Sept. 3, 1988	0	1
6.	1	Nov. 7, 2009	0	1
7.	2	Nov. 18, 1989	0	2
8.	1	Nov. 15, 2008	0	1
9.	2	Sept. 17, 2005	0	2
10.	2	Nov. 19, 2011	0	2
11.	2	Sept. 26, 1992	0	2
12.	4	Sept. 21, 1985	1	3
13.	2	Nov. 19, 1977	1	1
14.	1	Sept. 9, 1995	0	1
15.	2	Oct. 22, 2013	0	2
16.	4	Oct. 27, 2001	1	3
17.	4	Nov. 8, 2008	0	4
18.	2	Oct. 17, 2009	0	2
19.	3	Nov. 3, 2012	1	2
20.	7	Oct. 29, 2005	1	6
21.	5	Sept. 6, 2014	0	5
22.	2	Sept. 24, 2011	0	2
23.	5	Oct. 16, 2010	2	3
24.	2	Sept. 29, 2007	0	2
25.	3	Nov. 20, 2010	0	3
TOTALS	69		7	62

SDSU VS. AP NATIONALLY-RANKED TEAM (DI ERA (SINCE 1969))

Date	AP	CO	Opponent	Result
Oct. 6, 1973	13		Houston	L, 9-14
Nov. 19, 1977	13		Florida State	W, 41-16
Sept. 16, 1978	19		at Iowa State	L, 13-14
Nov. 24, 1979	10		Brigham Young*	L, 14-63
Sept. 27, 1980	12		Missouri	L, 7-31
Oct. 10, 1981	12		Iowa State	W, 52-31
Oct. 2, 1982	1		at Washington	L, 25-46
Dec. 3, 1983	18		Air Force*	L, 7-38
Sept. 8, 1984	4		UCLA	L, 15-18
Sept. 24, 1984	12		at Oklahoma State	L, 16-19
Nov. 10, 1984	4		at Brigham Young*	L, 3-34
Sept. 21, 1985	12		at UCLA	L, 16-34
Oct. 12, 1985	11		at Brigham Young*	L, 0-28
Nov. 2, 1985	7		at Air Force*	L, 10-31
Sept. 20, 1986	19		UCLA	L, 14-45
Oct. 4, 1986	20		at Stanford	L, 10-17
Dec. 30, 1986	16		Iowa (Holiday)	L, 38-39
Sept. 5, 1987	3		at UCLA	L, 14-47
Sept. 3, 1988	5		at UCLA	L, 6-59
Oct. 1, 1988	20		Oregon	L, 13-43
Nov. 5, 1988	20		Brigham Young*	W, 27-15
Sept. 16, 1989	20		UCLA	L, 25-28
Oct. 7, 1989	20		at Hawai'i*	L, 24-31
Nov. 18, 1989	7		at Miami (Fla.)	L, 6-42
Nov. 25, 1989	21		Brigham Young*	L, 27-48
Sept. 22, 1990	4		at Brigham Young*	L, 34-62
Dec. 1, 1990	2		Miami (Fla.)	L, 28-30
Nov. 30, 1991	1		at Miami (Fla.)	L, 12-39
Dec. 30, 1991	23		vs. Tulsa (Freedom)	L, 17-28
Sept. 26, 1992	11		at UCLA	L, 7-35
Nov. 14, 1992	23		Hawai'i*	W, 52-28
Nov. 28, 1992	1		Miami (Fla.)	L, 17-63
Sept. 11, 1993	21		at California	L, 25-45
Nov. 10, 1994	23		at Brigham Young*	L, 28-35
Sept. 9, 1995	14	14	at Oklahoma	L, 22-38
Nov. 7, 1996	16	15	Wyoming*	W, 28-24
Sept. 13, 1997	3	3	at Washington	L, 3-36
Sept. 27, 1997	25	25	at Air Force*	L, 18-24
Nov. 22, 1997	25	22	Colorado State*	L, 17-38

Date	AP	CO	Opponent	Result
Sept. 5, 1998	20	20	Wisconsin	L, 14-26
Sept. 12, 1998	22	23	at USC	L, 6-35
Sept. 24, 1998	16	16	Arizona	L, 16-35
Sept. 18, 1999	17	17	at USC	L, 21-24
Nov. 6, 1999	15	13	Brigham Young*	L, 7-30
Oct. 28, 2000	24	--	Colorado State*	L, 22-34
Oct. 27, 2001	16	10	Brigham Young*	L, 21-59
Sept. 7, 2002	17	17	at Colorado	L, 14-34
Nov. 16, 2002	21	17	Colorado State*	L, 21-49
Sept. 6, 2003	2	2	at Ohio State	L, 13-16
Sept. 18, 2004	17	17	at Michigan	L, 21-24
Oct. 30, 2004	9	10	Utah*	L, 28-51
Sept. 17, 2005	9	9	at Ohio State	L, 6-27
Oct. 29, 2005	20	20	TCU*	L, 20-23
Sept. 29, 2007	24	--	Cincinnati	L, 23-52
Dec. 1, 2007	21	19	Brigham Young*	L, 27-48
Nov. 8, 2008	17	16	at Brigham Young*	L, 12-41
Nov. 15, 2008	8	7	Utah*	L, 14-63
Oct. 17, 2009	18	19	Brigham Young*	L, 28-38
Nov. 7, 2009	6	4	TCU*	L, 12-55
Nov. 21, 2009	23	23	at Utah*	L, 7-38
Oct. 16, 2010	23	23	Air Force*	W, 27-25
Nov. 13, 2010	3	3	at TCU*	L, 35-40
Nov. 20, 2010	25	24	Utah*	L, 34-38
Sept. 24, 2011	22	21	at Michigan	L, 7-28
Nov. 19, 2011	10	11	Boise State*	L, 35-52
Nov. 3, 2012	19	14	at Boise State*	W, 21-19
Sept. 7, 2013	3	2	at Ohio State	L, 7-42
Oct. 22, 2013	15	18	Fresno State*	L, 28-35 (ot)
Sept. 6, 2014	21	23	at North Carolina	L, 27-31

RECORD VS. AP TOP 25 BY COACH

Name	Gms.	W	L	Pct.	H	A	N
Don Coryell	0						
Claude Gilbert	5	1	4	.200	1-3	0-1	
Doug Scovil	9	1	8	.111	1-2	0-6	
Denny Stolz	7	1	6	.143	1-2	0-3	0-1
Al Luginbill	12	1	11	.083	1-4	0-6	0-1
Ted Tollner	13	1	12	.077	1-6	0-6	
Tom Craft	7	0	7	.000	0-3	0-4	
Chuck Long	4	0	4	.000	0-3	0-1	
Brady Hoke	6	1	5	.167	1-3	0-2	
Rocky Long	6	1	5	.167	0-2	1-3	
TOTALS	69	7	62	.101	6-28	1-32	0-2

RECORD VS. AP TOP 25 BY DECADE

Years	Gms.	W	L	Pct.	H	A	N
1970-79	4	1	3	.250	1-2	0-1	
1980-89	21	2	19	.095	2-8	0-11	
1990-99	19	2	17	.118	2-5	0-10	0-2
2000-09	16	0	16	.000	0-10	0-6	
2010-present	9	2	7	.222	1-3	1-4	
TOTALS	69	7	62	.101	6-28	1-32	0-2



CONFERENCE OPENERS

Date	Opponent	Head Coach	Final
SOUTHERN CALIFORNIA JUNIOR COLLEGE ERA (3-1)			
Oct. 28, 1921	at Santa Ana J.C.	C.E. Petterson	L 0 - 26
Nov. 4, 1922	at Santa Ana J.C.	C.E. Petterson	W 50 - 0
Oct. 27, 1923	at Riverside J.C.	C.E. Peterson	W 39 - 3
Nov. 1, 1924	Riverside J.C.	C.E. Peterson	W 6 - 0
1925	independent		
SOUTHERN CALIFORNIA INTERCOLLEGIATE ATHLETIC CONFERENCE ERA (6-5-2)			
Oct. 2, 1926	at Pomona	C.E. Peterson	L 6 - 20
Oct. 8, 1927	at Redlands	C.E. Peterson	W 32 - 0
Oct. 13, 1928	Occidental	C.E. Peterson	L 7 - 20
Oct. 5, 1929	at Whittier	C.E. Peterson	L 7 - 13
Oct. 3, 1930	at Pomona	W.B. Herreid	W 6 - 0
Oct. 9, 1931	Occidental	W.B. Herreid	L 2 - 13
Sept. 23, 1932	Santa Barbara State (so)	W.B. Herreid	L 2 - 6
Oct. 6, 1933	at Whittier	W.B. Herreid	T 0 - 0
Oct. 13, 1934	Occidental	W.B. Herreid	W 20 - 7
Oct. 5, 1935	Santa Barbara State (so)	Leo Calland	T 7 - 7
Oct. 3, 1936	Occidental (so)	Leo Calland	W 7 - 0
Oct. 2, 1937	Occidental (so)	Leo Calland	W 3 - 0
Oct. 1, 1938	Occidental	Leo Calland	W 8 - 0
CALIFORNIA COLLEGIATE ATHLETIC ASSOCIATION ERA (11-15-1)			
Oct. 13, 1939	at San José State	Leo Calland	L 0 - 42
Oct. 11, 1940	at San José State	Leo Calland	L 0 - 10
Oct. 10, 1941	San José State	Leo Calland	L 0 - 20
Oct. 11, 1942	Fresno State	John Eubank	L 0 - 66
Oct. 6, 1945	Caltech	Bob Breitbard	L 20 - 32
Oct. 5, 1946	Cal Poly SLO	Bill Terry	L 13 - 21
Oct. 4, 1947	Cal Poly SLO	Bill Schutte	W 56 - 13
Oct. 9, 1948	Pacific	Bill Schutte	L 14 - 41
Nov. 5, 1949	at Fresno State	Bill Schutte	W 18 - 7
Oct. 14, 1950	Pepperdine	Bill Schutte	W 28 - 14
Oct. 6, 1951	Cal Poly SLO	Bill Schutte	W 32 - 13
Oct. 4, 1952	at Cal Poly SLO	Bill Schutte	L 18 - 20
Oct. 3, 1953	Cal Poly SLO	Bill Schutte	L 12 - 33
Oct. 2, 1954	at Cal Poly SLO	Bill Schutte	L 14 - 26
Oct. 1, 1955	Cal Poly SLO	Bill Schutte	L 6 - 12
Oct. 13, 1956	at Cal Poly SLO	Paul Governali	W 7 - 6
Sept. 21, 1957	Pacific	Paul Governali	L 6 - 32
Sept. 20, 1958	at UC Santa Barbara (so)	Paul Governali	L 0 - 25
Sept. 26, 1959	Cal State Los Angeles (so)	Paul Governali	L 3 - 21
Sept. 24, 1960	Cal State Los Angeles	Paul Governali	L 14 - 24
Sept. 23, 1961	at Cal State Los Angeles (so)	Don Coryell	T 13 - 13
Sept. 22, 1962	Cal State Los Angeles	Don Coryell	W 26 - 14
Oct. 5, 1963	Cal Poly SLO	Don Coryell	W 69 - 0
Oct. 3, 1964	at Cal Poly SLO	Don Coryell	W 59 - 7
Oct. 2, 1965	Cal Poly SLO	Don Coryell	W 41 - 0
Oct. 1, 1966	at Cal Poly SLO	Don Coryell	W 14 - 13
Sept. 30, 1967	Cal Poly SLO	Don Coryell	W 26 - 20
1968	independent		
PACIFIC COAST ATHLETIC ASSOCIATION ERA (7-0)			
Sept. 27, 1969	Cal State Los Angeles	Don Coryell	W 49 - 0
Sept. 26, 1970	Cal State Los Angeles	Don Coryell	W 35 - 0
Oct. 9, 1971	Pacific	Don Coryell	W 14 - 7
Oct. 7, 1972	San José State	Don Coryell	W 23 - 12
Oct. 20, 1973	at Pacific	Claude Gilbert	W 13 - 10
Oct. 12, 1974	at Fresno State	Claude Gilbert	W 24 - 21
Oct. 4, 1975	Cal State Fullerton	Claude Gilbert	W 59 - 14
1976	independent		
1977	independent		
WESTERN ATHLETIC CONFERENCE ERA (10-11)			
Sept. 23, 1978	at UTEP	Claude Gilbert	L 24 - 31
Oct. 6, 1979	at New Mexico	Claude Gilbert	W 35 - 7
Sept. 13, 1980	at Brigham Young (so)	Claude Gilbert	L 11 - 35
Sept. 12, 1981	at Colorado State (so)	Doug Scovill	W 30 - 14
Sept. 11, 1982	at Air Force	Doug Scovill	L 32 - 44
Sept. 17, 1983	at Utah	Doug Scovill	L 24 - 27
Sept. 1, 1984	at Air Force	Doug Scovill	L 16 - 34
Sept. 28, 1985	Colorado State	Doug Scovill	W 48 - 23
Sept. 13, 1986	at Utah	Denny Stolz	W 37 - 30
Sept. 12, 1987	Utah	Denny Stolz	W 52 - 34
Sept. 11, 1988	Air Force	Denny Stolz	W 39 - 36
Sept. 2, 1989	at Air Force (so)	Al Luginbill	L 36 - 52
Sept. 22, 1990	at (4) Brigham Young	Al Luginbill	L 34 - 62
Sept. 21, 1991	at Air Force	Al Luginbill	L 20 - 21
Sept. 10, 1982	at Brigham Young	Al Luginbill	W 45 - 38

Sept. 18, 1993	at Air Force	Al Luginbill	W 38 - 31
Sept. 24, 1994	at Colorado State	Ted Tollner	L 17 - 19
Sept. 16, 1995	at Brigham Young	Ted Tollner	L 19 - 31
Oct. 11, 1996	Hawai'i	Ted Tollner	W 56 - 8
Sept. 27, 1997	at (25/25) Air Force	Ted Tollner	ot-L 18 - 24
Oct. 3, 1998	at Tulsa	Ted Tollner	W 24 - 14
MOUNTAIN WEST ERA (8-10; won four straight)			
Oct. 2, 1999	Air Force	Ted Tollner	L 22 - 23
Oct. 7, 2000	at Wyoming	Ted Tollner	W 34 - 0
Sept. 22, 2001	at Colorado State	Ted Tollner	W 14 - 7
Oct. 12, 2002	Utah	Tom Craft	W 36 - 17
Oct. 4, 2003	Brigham Young	Tom Craft	L 36 - 44
Oct. 9, 2004	at Wyoming	Tom Craft	L 10 - 20
Sept. 10, 2005	at Air Force	Tom Craft	L 29 - 41
Sept. 23, 2006	Utah	Chuck Long	L 7 - 38
Oct. 6, 2007	at Colorado State	Chuck Long	W 24 - 20
Oct. 4, 2008	at TCU	Chuck Long	L 7 - 41
Sept. 26, 2009	at Air Force	Brady Hoke	L 14 - 26
Oct. 9, 2010	at Brigham Young	Brady Hoke	L 21 - 24
Oct. 8, 2011	TCU	Rocky Long	L 14 - 27
Sept. 29, 2012	at Fresno State	Rocky Long	L 40 - 52
Oct. 4, 2013	Nevada	Rocky Long	ot-W 51 - 44
Sept. 27, 2014	UNLV	Rocky Long	W 34 - 17
Oct. 3, 2015	Fresno State	Rocky Long	W 21 - 7
Oct. 8, 2016	UNLV	Rocky Long	W 26 - 7

CONFERENCE HOME OPENERS

Date	Opponent	Head Coach	Final
SOUTHERN CALIFORNIA JUNIOR COLLEGE ERA (4-0)			
Nov. 21, 1921	Chaffrey J.C.	C.E. Peterson	W 14 - 0
Nov. 24, 1922	Riverside J.C.	C.E. Peterson	W 20 - 6
Nov. 12, 1923	Santa Ana J.C.	C.E. Peterson	W 26 - 6
Nov. 1, 1924	Riverside J.C.	C.E. Peterson	W 6 - 0
1925	independent		
SOUTHERN CALIFORNIA INTERCOLLEGIATE ATHLETIC CONFERENCE ERA (7-5-1)			
Oct. 16, 1926	Redlands	C.E. Peterson	W 14 - 9
Oct. 15, 1927	Caltech	C.E. Peterson	L 13 - 17
Oct. 13, 1928	Occidental	C.E. Peterson	L 7 - 20
Nov. 2, 1929	Occidental	C.E. Peterson	L 0 - 20
Oct. 25, 1930	La Verne	W.B. Herreid	W 14 - 6
Oct. 9, 1931	Occidental	W.B. Herreid	L 2 - 13
Sept. 23, 1932	Santa Barbara State (so)	W.B. Herreid	L 2 - 6
Oct. 14, 1933	Pomona	W.B. Herreid	W 10 - 0
Oct. 13, 1934	Occidental	W.B. Herreid	W 20 - 7
Oct. 5, 1935	Santa Barbara State (so)	Leo Calland	T 7 - 7
Oct. 3, 1936	Occidental (so)	Leo Calland	W 7 - 0
Oct. 2, 1937	Occidental (so)	Leo Calland	W 3 - 0
Oct. 1, 1938	Occidental	Leo Calland	W 8 - 0
CALIFORNIA COLLEGIATE ATHLETIC ASSOCIATION ERA (12-14-1)			
Nov. 25, 1939	Santa Barbara State	Leo Calland	L 0 - 19
Oct. 25, 1940	Fresno State	Leo Calland	T 0 - 0
Oct. 10, 1941	San José State	Leo Calland	L 0 - 20
Oct. 11, 1942	Fresno State	John Eubank	L 0 - 66
Oct. 6, 1945	Caltech	Bob Breitbard	L 20 - 32
Oct. 5, 1946	Cal Poly SLO	Bill Terry	L 13 - 21
Oct. 4, 1947	Cal Poly SLO	Bill Schutte	W 56 - 13
Oct. 9, 1948	Pacific	Bill Schutte	L 14 - 41
Nov. 12, 1949	San José State	Bill Schutte	L 0 - 40
Oct. 14, 1950	Pepperdine	Bill Schutte	W 28 - 14
Oct. 6, 1951	Cal Poly SLO	Bill Schutte	W 32 - 13
Oct. 11, 1952	Pepperdine	Bill Schutte	W 33 - 13
Oct. 3, 1953	Cal Poly SLO	Bill Schutte	L 12 - 33
Oct. 23, 1954	Cal State Los Angeles	Bill Schutte	W 38 - 0
Oct. 1, 1955	Cal Poly SLO	Bill Schutte	L 6 - 12
Nov. 17, 1956	Fresno State	Paul Governali	L 7 - 50
Sept. 21, 1957	Pacific	Paul Governali	L 6 - 32
Oct. 18, 1958	Cal State Los Angeles	Paul Governali	W 7 - 0
Sept. 26, 1959	Cal State Los Angeles (so)	Paul Governali	L 3 - 21
Sept. 24, 1960	Cal State Los Angeles	Paul Governali	L 14 - 24
Sept. 30, 1961	Cal Poly SLO	Don Coryell	W 9 - 6
Sept. 22, 1962	Cal State Los Angeles	Don Coryell	W 26 - 14
Oct. 5, 1963	Cal Poly SLO	Don Coryell	W 69 - 0
Oct. 17, 1964	Cal State Los Angeles	Don Coryell	L 0 - 7
Oct. 2, 1965	Cal Poly SLO	Don Coryell	W 41 - 0
Oct. 29, 1966	Fresno State	Don Coryell	W 34 - 13
Sept. 30, 1967	Cal Poly SLO	Don Coryell	W 26 - 20
1968	independent		

Game Types



SEVEN STRAIGHT BOWL GAME APPEARANCES ► 21 CONFERENCE CHAMPIONSHIPS

PACIFIC COAST ATHLETIC ASSOCIATION ERA (7-0)

Sept. 27, 1969	Cal State Los Angeles	Don Coryell	W	49	-	0
Sept. 26, 1970	Cal State Los Angeles	Don Coryell	W	35	-	0
Oct. 9, 1971	Pacific	Don Coryell	W	14	-	7
Oct. 7, 1972	San José State	Don Coryell	W	23	-	12
Nov. 10, 1973	Long Beach State	Claude Gilbert	W	17	-	2
Oct. 19, 1974	San José State	Claude Gilbert	W	40	-	14
Oct. 4, 1975	Cal State Fullerton	Claude Gilbert	W	59	-	14
1976	independent					
1977	independent					

WESTERN ATHLETIC CONFERENCE ERA (15-6)

Oct. 14, 1978	Colorado State	Claude Gilbert	W	34	-	31
Nov. 3, 1979	Wyoming	Claude Gilbert	W	31	-	21
Oct. 18, 1980	Colorado State	Claude Gilbert	L	7	-	26
Oct. 17, 1981	Brigham Young	Doug Scovil	L	7	-	27
Oct. 16, 1982	New Mexico	Doug Scovil	L	17	-	22
Oct. 22, 1983	Brigham Young	Doug Scovil	L	12	-	47
Sept. 15, 1984	UTEP	Doug Scovil	W	51	-	2
Sept. 28, 1985	Colorado State	Doug Scovil	W	48	-	23
Nov. 15, 1986	Wyoming	Denny Stolz	W	31	-	24
Sept. 12, 1987	Utah	Denny Stolz	W	52	-	34
Sept. 11, 1988	Air Force	Denny Stolz	W	39	-	36
Nov. 4, 1989	New Mexico	Al Luginbill	W	45	-	28
Sept. 29, 1990	Air Force	Al Luginbill	W	48	-	18
Oct. 12, 1991	New Mexico	Al Luginbill	W	38	-	24
Oct. 17, 1992	UTEP	Al Luginbill	W	49	-	27
Oct. 16, 1993	Colorado State	Al Luginbill	W	30	-	3
Oct. 1, 1994	Air Force	Ted Tollner	L	35	-	36
Oct. 14, 1995	Fresno State	Ted Tollner	W	48	-	24
Oct. 11, 1996	Hawaii	Ted Tollner	W	56	-	8
Oct. 11, 1997	New Mexico	Ted Tollner	L	21	-	36
Oct. 9, 1998	Hawaii	Ted Tollner	W	35	-	13

MOUNTAIN WEST ERA (8-10; won five straight)

Oct. 2, 1999	Air Force	Ted Tollner	L	22	-	23
Oct. 14, 2000	Utah	Ted Tollner	L	7	-	21
Sept. 29, 2001	Air Force	Ted Tollner	L	21	-	45
Oct. 12, 2002	Utah	Tom Craft	W	36	-	17
Oct. 4, 2003	Brigham Young	Tom Craft	L	36	-	44
Oct. 16, 2004	Colorado State	Tom Craft	L	17	-	21
Oct. 1, 2005	Brigham Young	Tom Craft	W	31	-	10
Sept. 23, 2006	Utah	Chuck Long	L	7	-	38
Oct. 20, 2007	New Mexico	Chuck Long	L	17	-	20
Oct. 11, 2008	Air Force	Chuck Long	L	10	-	35
Oct. 17, 2009	No. 18/19 Brigham Young	Brady Hoke	L	28	-	38
Oct. 16, 2010	No. 23/23 Air Force	Brady Hoke	W	27	-	25
Oct. 8, 2011	TCU	Rocky Long	L	14	-	27
Oct. 6, 2012	Hawaii	Rocky Long	W	52	-	14
Oct. 4, 2013	Nevada	Rocky Long	ot-W	51	-	44
Sept. 27, 2014	UNLV	Rocky Long	W	34	-	17
Oct. 3, 2015	Fresno State	Rocky Long	W	21	-	7
Oct. 8, 2016	UNLV	Rocky Long	W	26	-	7

RECENT HOMECOMING RESULTS

Date	Opponent	Head Coach	Final
Nov. 6, 1976	San José State	Claude Gilbert	W 30 - 17
Oct. 29, 1977	Tulsa	Claude Gilbert	W 41 - 7

WESTERN ATHLETIC CONFERENCE ERA (14-7)

Nov. 4, 1978	Colorado State	Claude Gilbert	W	34	-	31
Nov. 3, 1979	Wyoming*	Claude Gilbert	W	31	-	21
Nov. 1, 1980	Oklahoma State	Claude Gilbert	L	6	-	15
Nov. 7, 1981	Wyoming*	Doug Scovil	L	13	-	24
Oct. 23, 1982	Long Beach State	Doug Scovil	W	51	-	17
Nov. 12, 1983	Wyoming*	Doug Scovil	L	21	-	33
Oct. 20, 1984	Colorado State*	Doug Scovil	W	41	-	24
Oct. 19, 1985	Utah*	Doug Scovil	L	37	-	39
Oct. 25, 1986	Air Force*	Denny Stolz	L	10	-	22
Oct. 24, 1987	Long Beach State	Denny Stolz	W	52	-	42
Oct. 15, 1988	Hawaii	Denny Stolz	L	30	-	32
Oct. 21, 1989	Pacific	Al Luginbill	W	35	-	7
Nov. 3, 1990	Utah*	Al Luginbill	W	66	-	14
Nov. 2, 1991	Wyoming*	Al Luginbill	W	24	-	22
Oct. 17, 1992	UTEP*	Al Luginbill	W	49	-	27
Oct. 23, 1993	New Mexico*	Al Luginbill	W	20	-	17
Oct. 8, 1994	Utah*	Ted Tollner	L	22	-	38
Oct. 21, 1995	San José State	Ted Tollner	W	49	-	20
Nov. 23, 1996	Fresno State*	Ted Tollner	W	31	-	21
Nov. 8, 1997	San José State*	Ted Tollner	W	48	-	21

Oct. 24, 1998	Utah*	Ted Tollner	ot-W	21	-	20
MOUNTAIN WEST ERA (7-11; won three straight)						
Oct. 9, 1999	New Mexico*	Ted Tollner	L	21	-	24
Oct. 28, 2000	(24/-) Colorado State*	Ted Tollner	L	22	-	34
Oct. 6, 2001	Eastern Illinois	Tom Craft	W	40	-	7
Oct. 26, 2002	UNLV*	Tom Craft	W	31	-	21
Oct. 18, 2003	New Mexico*	Tom Craft	L	7	-	30
Oct. 30, 2004	(9/10) Utah*	Tom Craft	L	28	-	51
Oct. 29, 2005	(20/20) TCU*	Tom Craft	L	20	-	23
Oct. 28, 2006	Cal Poly	Chuck Long	L	14	-	16
Oct. 20, 2007	New Mexico*	Chuck Long	L	17	-	20
Oct. 25, 2008	Colorado State*	Chuck Long	L	34	-	38
Oct. 17, 2009	(18/19) Brigham Young*	Brady Hoke	L	28	-	38
Oct. 16, 2010	(23/23) Air Force*	Brady Hoke	W	27	-	25
Oct. 8, 2011	TCU*	Rocky Long	L	14	-	27
Oct. 13, 2012	Colorado State*	Rocky Long	W	38	-	14
Oct. 26, 2013	Fresno State*	Rocky Long	ot-L	28	-	35
Nov. 8, 2014	Idaho	Rocky Long	W	35	-	21
Nov. 14, 2015	Wyoming*	Rocky Long	W	38	-	3
Nov. 5, 2016	Hawaii*	Rocky Long	W	55	-	0

KGB SKYSHOW (10-3; won three straight)

Date	Opponent	Head Coach	Final
Sept. 4, 2004	Idaho State (so)	Tom Craft	W 38 - 21
Sept. 24, 2005	San José State*	Tom Craft	W 52 - 21
Sept. 23, 2006	Utah*	Chuck Long	L 7 - 38
Sept. 22, 2007	Portland State	Chuck Long	W 52 - 17
Oct. 11, 2008	Air Force*	Chuck Long	L 10 - 35
Sept. 12, 2009	Southern Utah	Brady Hoke	W 35 - 19
Sept. 25, 2010	Utah State	Brady Hoke	W 41 - 7
Sept. 17, 2011	Washington State	Rocky Long	W 42 - 24
Oct. 6, 2012	Hawaii*	Rocky Long	W 52 - 14
Aug. 31, 2013	Eastern Illinois (so)	Rocky Long	L 19 - 40
Nov. 8, 2014	Idaho	Rocky Long	W 35 - 21
Sept. 5, 2015	San Diego (so)	Rocky Long	W 37 - 3
Sept. 3, 2016	New Hampshire (so)	Rocky Long	W 31 - 0

Starting Quarterback Debuts



SEVEN STRAIGHT BOWL GAME APPEARANCES ► 21 CONFERENCE CHAMPIONSHIPS

Below is a list of all San Diego State players that have started at quarterback during the Division I era and their stats recorded in their first San Diego State start. Note that Dennis Shaw started SDSU's first Division I game but had previously started for the Aztecs prior to that game.

Date	Quarterback	Class	First Opponent	Result	Prior to First Start			Passing					Rushing				SDSU Record in Starts			
					GP	Att.		A	C	I	Yds.	TD	Eff.	Att.	Yds.	TD	W	L	T	Pct.
Dennis Shaw																				
S.12.70	Brian Sipe	Jr.	at Northern Illinois+	W, 35-3	8	82	23	15	1	196	2	156.80	5	-30	0	15	7	0	.682	
S.28.72	Bill Donckers	Sr.	Oregon State+	W, 17-8	6	33	11	7	1	138	1	180.84	5	10	0	10	1	0	.909	
S.22.73	Jesse Freitas ⁴	Sr.	at Utah State+	W, 35-7	11	156	12	6	0	106	1	151.70	6	24	0	9	1	1	.864	
S.14.74	Craig Penrose ³	Jr.	at Arizona+	L, 10-17	0	0	24	11	2	114	0	69.07	3	-1	0	14	5	1	.725	
S.21.74	Kevin Sneed	Jr.	Tampa	W, 28-25	1	16	22	11	3	281	2	184.11	11	27	0	2	0	0	1.000	
S.12.76	Joe Davis	Jr.	Arkansas State+	W, 24-14	0	0	14	10	2	96	1	124.03	7	-48	0	13	1	0	.929	
O.2.76	Pete Tereschuk	Sr.	Brigham Young*	L, 0-8	7	52	26	17	3	143	0	88.51	7	-28	0	1	1	0	.500	
O.23.76	Tom Craft	Sr.	Cal State Fullerton	W, 27-14	10	29	20	16	0	116	1	145.22	5	7	0	6	0	0	1.000	
S.16.78	Mark Halda	So.	at (19) Iowa State+	L, 13-14	4	34	43	24	0	268	1	115.84	2	3	0	8	12	0	.400	
O.27.79	Chris Schaefer	Sr.	at Utah*	W, 17-13	9	38	12	7	3	156	1	145.03	4	17	0	4	0	0	1.000	
S.20.80	Matt Kofler	Jr.	at Air Force*	W, 13-10	1	15	29	19	0	192	1	132.51	12	24	0	10	10	0	.500	
N.1.80	Rick Hansen	So.	Oklahoma State	L, 6-15	3	25	20	8	2	45	0	38.90	4	6	0	3	3	0	.500	
O.9.82	Mark McKay ²	Jr.	at Wyoming*	W, 24-21	3	40	15	9	0	98	1	136.88	10	-9	0	6	12	1	.342	
S.1.84	Todd Santos	R-Fr.	at Air Force*+	L, 16-34	0	0	29	13	3	154	1	80.12	4	-10	0	22	22	1	.500	
O.13.84	Jim Plum	So.	Utah*	T, 24-24	13	108	15	6	1	37	0	47.39	2	4	0	0	2	1	.167	
S.3.88	Brad Platt	Jr.	at (5) UCLA+	L, 6-59	0	0	31	16	0	197	0	104.99	8	-33	0	1	6	0	.143	
O.29.88	Scott Barrick	So.	at Utah*	L, 20-41	2	23	34	21	2	248	1	120.98	4	-5	0	2	2	0	.500	
S.2.89	Dan McGwire ¹	Jr.	at Air Force*+	L, 36-52	7	84	46	30	2	361	2	136.79	3	-5	0	12	10	1	.543	
S.8.91	Cree Morris	So.	Long Beach State+	W, 49-13	6	36	25	13	0	214	1	137.10	4	-19	0	2	2	0	.500	
O.5.91	David Lowery	So.	at Hawai'i*	W, 47-21	6	34	25	14	0	273	0	147.73	7	25	0	13	9	2	.583	
S.25.93	Tim Gutierrez	Jr.	Minnesota	W, 48-17	5	41	48	32	0	375	4	159.79	2	-5	0	6	8	0	.429	
O.15.94	Billy Blanton	So.	at New Mexico*	W, 20-13	8	42	24	14	0	193	1	139.63	8	-12	0	18	10	0	.643	
S.5.97	Kevin McKechnie	Sr.	Navy+	W, 45-31	10	33	20	16	1	371	4	291.82	6	15	1	1	5		.167	
O.18.97	Mike Smith	Jr.	UNLV*	W, 20-17	1	1	7	2	0	29	0	63.37	3	-13	1	1	0		1.000	
O.25.97	Spencer Brinton	T-Fr.	at Hawai'i*	W, 10-3	1	16	30	13	0	173	1	102.77	3	-15	0	2	4		.333	
S.24.98	Brian Russell	So.	Arizona	L, 16-35	1	4	32	12	3	167	1	72.90	6	36	0	8	4		.667	
S.18.99	Jack Hawley	Jr.	at (17) USC	L, 21-24	2	34	32	16	4	170	1	79.94	11	39	0	4	7		.364	
S.16.00	Lon Sheriff	So.	at Arizona	L, 3-17	5	29	29	15	1	124	0	80.74	6	-20	0	7	14		.333	
O.13.01	Adam Hall	So.	at UNLV*	L, 3-31	3	18	15	7	0	70	0	85.87	4	-20	0	6	13		.316	
S.9.03	Matt Dlugolecki	So.	at (2) Ohio State	L, 13-16	1	19	39	23	2	189	1	97.89	4	-19	0	5	6		.455	
O.22.04	Kevin O'Connell	R-Fr.	at New Mexico*	L, 9-19	6	57	32	16	2	165	1	91.12	13	-13	0	12	21		.364	
S.16.06	Darren Mougey	So.	at Wisconsin	L, 0-14	7	42	27	15	0	102	0	87.29	11	-12	0	0	3		.000	
O.7.06	Kevin Craft	R-Fr.	at Brigham Young*	L, 17-47	2	8	32	20	1	216	0	112.95	5	2	0	2	3		.400	
A.30.08	Ryan Lindley	R-Fr.	Cal Poly+	L, 27-29	0	0	45	27	2	352	3	138.82	6	-16	0	23	26		.469	
O.11.08	Drew Westling	Jr.	Air Force*	L, 10-35	5	20	35	18	2	128	0	70.72	10	-10	1	0	1		.000	
S.1.12	Ryan Katz ⁵	Sr.	at Washington	L, 12-21	18	407	19	10	1	128	1	116.06	16	77	0	5	3		.625	
O.27.12	Adam Dingwell	So.	UNLV*	W, 24-13	11	30	26	13	1	231	2	142.32	6	14	0	4	3		.571	
S.21.13	Quinn Kaehler	Jr.	Oregon State	L, 7-28	1	36	25	16	2	251	2	158.74	5	-39	0	12	10		.545	
O.3.14	Nick Bawden	T-Fr.	at Fresno State*	L, 13-24	2	0	24	9	2	84	1	64.17	8	36	0	1	1		.500	
A.30.15	Maxwell Smith ⁶	Sr.	San Diego+	W, 37-3	21	486	21	9	1	100	0	73.33	3	23	0	9	3		.750	
D.5.15	Christian Chapman	R-Fr.	Air Force^	W, 27-24	3	24	14	9	0	203	1	189.02	6	32	0	13	3		.813	

* - indicates conference game. + - indicates season-opening game. ^ - Mountain West Championship game.

¹ - McGwire's first career San Diego State start. He started two games as a sophomore at the Univ. of Iowa and had 84 career pass attempts at Iowa. His games played and attempts prior to his first SDSU start include his Iowa numbers.

² - McKay played at the Univ. of Georgia during the 1980 season. His stats are not available from that season and hence are not included in his numbers prior to the first start above.

³ - Penrose played at the Univ. of Colorado prior to attending SDSU. His stats are not available from that season and hence are not included in his numbers prior to the first start above.

⁴ - Freitas played at Stanford Univ. prior to attending SDSU. His stats are not available from that season and hence are not included in his numbers prior to the first start above.

⁴ - Westling played at the Univ. of Tulsa in three games as a redshirt freshman in 2006. Those three games and one pass attempt are included above.

⁵ - Katz played at Oregon State Univ. and started 14 games in 2010-11. Those stats are included in his numbers above.

⁶ - Smith played at the Univ. of Kentucky and started 11 games (three in 2011, four in 2012 and four in 2013). Those stats are included in his numbers above.



Overall					Conference				Finish	Bowl Game	Head Coach
Year	W	L	T	Pct.	W	L	T	Pct.			
1921	4	6	0	.400	1	3	0	.250	4th		C.E. Peterson
1922 ♦	6	4	0	.600	4	0	0	1.000	1st		C.E. Peterson
1923 ♦	8	2	0	.800	2	0	0	1.000	1st		C.E. Peterson
1924 ♦	7	1	2	.800	3	0	0	1.000	1st		C.E. Peterson
Southern California Junior College Conference Era (4 seasons)											
	25	13	2	.650	10	3	0	.769		3 SCJCC Titles	

1925	5	3	1	.688	Independent	C.E. Peterson
------	---	---	---	------	-------------	---------------

Overall					Conference				Finish	Bowl Game	Head Coach
Year	W	L	T	Pct.	W	L	T	Pct.			
1926	3	4	1	.438	1	3	1	.300	7th		C.E. Peterson
1927	4	3	0	.571	2	3	0	.400	T-5th		C.E. Peterson
1928	3	3	0	.500	2	3	0	.400	5th		C.E. Peterson
1929	3	5	0	.375	1	5	0	.167	6th		C.E. Peterson
1930	5	4	0	.555	3	3	0	.500	3rd		W. Herreid
1931	5	3	2	.600	2	2	1	.500	T-4th		W. Herreid
1932	3	5	1	.388	2	4	1	.357	5th		W. Herreid
1933	4	4	1	.500	4	2	1	.643	4th		W. Herreid
1934	3	5	1	.389	2	1	1	.700	2nd		W. Herreid
1935	3	4	1	.438	2	2	1	.500	T-3rd		Leo Calland
1936 ♦	6	1	1	.813	5	0	0	1.000	1st		Leo Calland
1937 ♦	7	1	0	.875	4	1	0	.800	1st		Leo Calland
1938	5	2	1	.688	3	2	1	.583	3rd		Leo Calland
Southern California Intercollegiate Athletic Conference Era (13 seasons)											
	54	44	9	.547	33	31	7	.514		2 SCIAA Titles	

Overall					Conference							
Year	W	L	T	Pct.	W	L	T	Pct.	Finish	Bowl Game	Head Coach	
1939	2	7	0	.222	0	2	0	.000	4th		Leo Calland	
1940	5	3	1	.611	1	1	1	.500	T-2nd		Leo Calland	
1941	6	4	0	.600	0	3	0	.000	4th		Leo Calland	
1942	0	6	1	.071	0	2	0	.000			Jon Eubank	
1943	World War II - No Team											
1944	World War II - No Team											
1945	2	5	0	.286	1	1	0	.500			Bob Breitbard	
1946	6	4	0	.600	2	3	0	.400	5th		Bill Terry	
1947	7	3	1	.750	2	2	1	.500	4th		Bill Schutte	
1948	4	7	0	.364	1	4	0	.200	T-5th	Harbor (L)	Bill Schutte	
1949	6	3	0	.666	3	1	0	.750	2nd		Bill Schutte	
1950 ♦	5	3	1	.611	3	0	1	.875	1st		Bill Schutte	
1951 ♦ 10	0	1	.955	4	0	0	1.000	1st	Pineapple (W)		Bill Schutte	
1952	4	5	0	.444	2	2	0	.500	3rd		Bill Schutte	
1953	5	3	1	.611	3	1	1	.700	2nd		Bill Schutte	
1954	5	4	0	.555	2	2	0	.500	2nd		Bill Schutte	
1955	2	8	0	.200	1	1	0	.500			Bill Schutte	
1956	4	3	2	.555	2	1	0	.667	T-2nd		Paul Gaverni	
1957	2	7	0	.222	0	2	0	.000	5th		Paul Gaverni	
1958	3	5	0	.375	2	3	0	.400	4th		Paul Gaverni	
1959	1	6	1	.188	0	5	0	.000	6th		Paul Gaverni	
1960	1	6	1	.188	0	5	0	.000	6th		Paul Gaverni	
1961	7	2	1	.700	2	2	1	.500	4th		Don Coryell	
1962 ♦	8	2	0	.800	6	0	0	1.000	1st		Don Coryell	
1963 ♦	7	2	0	.778	4	1	0	.800	T-1st		Don Coryell	
1964	8	2	0	.800	4	1	0	.800	2nd		Don Coryell	
1965	8	2	0	.800	3	2	0	.600	3rd		Don Coryell	
1966 ♦ 11	0	0	1.000	5	0	0	1.000	1st	Camellia (W)		Don Coryell	
1967 ♦ 10	1	0	.909	5	0	0	1.000	1st	Camellia (W)		Don Coryell	
California Collegiate Athletic Association Era (27 seasons)												
139 103 11 .571 58 47 5 .550 6 CCAA Titles / 4 Bowl Gms.												

1968	9	0	1	.818	Don Corvell
------	---	---	---	------	-------------

Overall					Conference				Finish	Bowl Game	Head Coach
Year	W	L	T	Pct.	W	L	T	Pct.			
1969 ♦ 11	0	0		1.000	6	0	0	1.000	1st	Pasadena (W)	Don Coryell
1970 ♦ 9	2	0		.818	5	1	0	.833	T-1st		Don Coryell
1971	6	5	0	.545	2	3	0	.400	T-4th		Don Coryell
1972 ♦ 10	1	0		.909	4	0	0	1.000	1st		Don Coryell
1973 ♦ 9	1	1		.864	3	0	1	.875	1st		Claude Gilbert
1974 ♦ 8	2	1		.733	4	0	0	1.000	1st		Claude Gilbert
1975	8	3	0	.727	3	2	0	.600	3rd		Claude Gilbert
Pacific Coast Athletic Association Era (7 seasons)											
61 14 2 .805					87 70 4 .553					5 PCAA Titles / 1 Bowl Game	

1976	10	1	0	.909	Claude Gilbert
1977	10	1	0	.909	Claude Gilbert
Independent Era (2 seasons)					
	20	2	0	.909	

Overall					Conference						
Year	W	L	T	Pct.	W	L	T	Pct.	Finish	Bowl Game	Head Coach
1978	4	7	0	.364	2	4	0	.333	6th		Claude Gilbert
1979	8	3	0	.727	4	2	0	.666	T-2nd		Claude Gilbert
1980	4	8	0	.333	4	4	0	.500	4th		Claude Gilbert
1981	6	5	0	.545	3	5	0	.375	6th		Doug Scovil
1982	7	5	0	.583	4	3	0	.571	T-3rd		Doug Scovil
1983	2	9	1	.208	1	6	1	.187	8th		Doug Scovil
1984	4	7	1	.375	4	3	1	.562	T-4th		Doug Scovil
1985	5	6	1	.458	3	4	1	.438	6th		Doug Scovil
1986 ♦	8	4	0	.750	7	1	0	.870	1st	Holiday (L)	Denny Stolz
1987	5	7	0	.417	4	4	0	.500	5th		Denny Stolz
1988	3	8	0	.273	3	5	0	.375	T-6th		Denny Stolz
1989	6	5	1	.542	4	3	0	.571	T-5th		Al Luginbill
1990	6	5	0	.545	5	2	0	.714	3rd		Al Luginbill
1991	8	4	1	.654	6	1	1	.813	2nd	Freedom (L)	Al Luginbill
1992	5	5	1	.500	5	3	0	.625	4th		Al Luginbill
1993	6	6	0	.500	4	4	0	.500	T-6th		Al Luginbill
1994	4	7	0	.364	2	6	0	.250	8th		Ted Tollner
1995	8	4	0	.667	5	3	0	.625	5th		Ted Tollner
1996	8	3		.727	6	2		.750	Pac/T-2nd		Ted Tollner
1997	5	7		.416	4	4		.500	Pac/T-4th		Ted Tollner
1998 ♦	7	5		.583	7	1		.875	Pac/T-1st	Las Vegas (L)	Ted Tollner
Western Athletic Conference Era (21 seasons)											
	119	120	6	.498	87	70	4	.553	2 WAC Titles / 3 Bowl Games		

Overall					Conference								
Year	W	L	T	Pct.	W	L	T	Pct.	Finish	Bowl Game	Head Coach		
1999	5	6		.455	3	4		.429	T-5th		Ted Tollner		
2000	3	8		.272	3	4		.429	T-5th		Ted Tollner		
2001	3	8		.272	2	5		.286	7th		Ted Tollner		
2002	4	9		.307	4	3		.571	T-3rd		Tom Craft		
2003	6	6		.500	3	4		.429	T-4th		Tom Craft		
2004	4	7		.363	2	5		.286	7th		Tom Craft		
2005	5	7		.417	4	4		.500	T-4th		Tom Craft		
2006	3	9		.250	3	5		.375	T-6th		Chuck Long		
2007	4	8		.333	3	5		.375	6th		Chuck Long		
2008	2	10		.167	1	7		.125	T-8th		Chuck Long		
2009	4	8		.333	2	6		.250	7th		Brady Hoke		
2010	9	4		.692	5	3		.625	T-3rd	Poinsettia (W)	Brady Hoke		
2011	8	5		.615	4	3		.571	4th	New Orleans (L)	Rocky Long		
2012 ♦	9	4		.692	7	1		.875	T-1st	Poinsettia (L)	Rocky Long		
2013	8	5		.615	6	2		.750	West/2nd	Potato (W)	Rocky Long		
2014	7	6		.538	5	3		.625	West/T-1st	Poinsettia (L)	Rocky Long		
2015 ♦	11	3		.786	8	0		1.000	West/1st	Hawai'i (W)	Rocky Long		
2016 ♦	11	3		.786	6	2		.750	West/1st	Las Vegas (W)	Rocky Long		
Mountain West Era (18 seasons)													
106		116		.478		66		63		.512		3 MW Titles / 7 Bowl Games	
♦ - Indicates team won conference title. Pac - Team competed in the Pacific Division of the WAC. West Team competed in the West Division of the Mountain West.													

Founded in 1897, San Diego State is the oldest and largest higher education institution in the San Diego region.



Inside:

San Diego State University	198
Achievements/Distinctions	199
Prominent Alumni	200
Aztec Culture	201
Sally Roush	202
John David Wicker	203
Aztec Hall of Fame	204
Athletics Directory	206
Mountain West	207
Qualcomm Stadium	208
Area Maps and Directions	209
Media Information	210
Radio and Television	212
Media Outlets	214
2017 Opponents	215
Composite Schedule	218



Hepner Hall

San Diego State University has grown and developed through its 120-year history into one of the nation's major public research institutions. Our 36,000 students and over 300,000 alumni are proud to live the ethos "Leadership Starts Here."

The university offers bachelor's degrees in 91 areas, master's degrees in 78 areas and doctorates in 22 areas.

SDSU is committed to diversity and to excellence. Fifty-three percent of our students are students of color, and the university is nationally recognized for sending 70 students abroad as Fulbright Scholars in the past decade and for its programs that serve over 3,000 military-affiliated students.

Students from all backgrounds have opportunities for transformative educational experiences such as undergraduate research, study abroad, internships and entrepreneurship training.

Classified as a high-research university, SDSU received \$130 million in research funding last year. Our researchers focus on real-world challenges, and our students benefit from access to cutting-edge technology and engaging in research alongside mentors who are leaders in their fields.


SDSU faculty, staff and students lead the way in fields such as understanding and treating heart disease; engineering brain-controlled robotic devices and alternative energy solutions; studying health issues such as autism, fetal alcohol syndrome and childhood obesity; and learning more about bacteriophages – viruses that kill bacteria and hold important keys to human health problems.

SDSU leverages its strategic location on the Pacific Rim and the border of Latin America to advance international study and research. The university has nearly 400 education programs in 65 countries and is among the nation's leaders in the number of students who study abroad.

Led by our Lavin Entrepreneurship Center and our Zahn Innovation Center, SDSU is recognized as one of the top universities in the nation for entrepreneurship.

SDSU engages our greater community by hosting more than 350 on-campus arts events annually and fielding nationally recognized athletics teams.

The university's first comprehensive fundraising campaign helped fuel this academic and research excellence. The recently concluded Campaign for SDSU raised over \$810 million for scholarships, faculty and staff support, and innovative programs. Generous donors established a culture of philanthropy that will continue and ensure that San Diego State will thrive throughout this century and beyond.



Conrad Prebys Aztec Student Union



Arts and Letters

Achievements and Distinctions



SEVEN STRAIGHT BOWL GAME APPEARANCES ► 21 CONFERENCE CHAMPIONSHIPS

ACADEMIC STRENGTH

- SDSU continues to gain recognition as a leader in higher education. It is currently ranked as one of the top 75 public universities in the nation, according to U.S. News & World Report's annual ranking of America's Best Colleges.
- SDSU's international business undergraduate program is ranked No. 14 in the nation, its aerospace engineering program ranks No. 37, and several graduate programs are stand-outs in their fields, according to U.S. News and World Report. They include rehabilitation counseling (No. 10), speech language pathology (No. 24), clinical psychology (No. 25), audiology (No. 30), nursing midwifery (No. 28) and public health (No. 39).
- SDSU is a hub of student invention and innovation, led by the Lavin Entrepreneurship Center and our ZIP Launchpad. *Forbes* magazine ranked SDSU No. 18 on its list of America's Most Entrepreneurial Universities.
- SDSU's campus includes more than 1,200 students enrolled in the Susan and Stephen Weber Honors College and a growing number of SDSU Merit Scholars—students with a minimum high school GPA of 4.0 and SAT scores of at least 1400.

A CULTURE OF ENGAGEMENT

- More than 71,000 alumni and friends contributed to The Campaign for SDSU – the university's first comprehensive fundraising campaign – which raised over \$810 million to support students, faculty and staff, and academic and student success programs.
- The university is in the last year of its "Building on Excellence" strategic plan focused on student success, research and creative endeavors, and community and communication.
- SDSU engages its alumni and encourages them to share their professional expertise and experience with current students through programs such as the Aztec Mentor Program and Aztecs Hiring Aztecs.

COMMUNITY ROOTS

- The Price Community Scholars program provides financial support for local, first-generation students with track records of strong academic achievement and leadership in high school. They, in turn, mentor neighborhood middle school students who aspire to earn college degrees.
- Associated Students confronted the significant challenges of hunger and food insecurity in our community by raising more than 448,000 pounds of food in the Aztecs Rock Hunger drive during fall 2014. AS and SDSU also support the College Area Community Garden, which unites the university and its neighbors in cultivating an urban space for growing fruits and vegetables.
- SDSU's Guardian Scholars program is a unique opportunity for students leaving the foster care system. Young men and women accepted into the program receive full scholarships, year-round housing and academic mentoring to support them in becoming active community members.
- SDSU's Graduate School of Public Health, with researchers funded by the National Institutes for Health and the National Center for Disease Control, is a leader in research and outreach programs designed to combat childhood obesity, particularly in San Diego and Baja California.

A DIVERSE CAMPUS

- SDSU was selected for the fourth consecutive year as a recipient of the INSIGHT Into Diversity Higher Education Excellence in Diversity Award. The national honor recognizes U.S. colleges and universities that demonstrate outstanding commitment to diversity and inclusion.
- *U.S. News and World Report* ranked SDSU in the top seven nationally for ethnic diversity—a point of pride for the university, where students from all backgrounds are achieving academic excellence.

- Arts Alive SDSU integrates arts events and arts practices into the curriculum and recognizes art as a campus-wide value on par with research and international study. With 350 events scheduled each year, Arts Alive reaches an audience of more than 100,000 annually.
- SDSU is consistently recognized by CampusPride.org as among the top 20 most LGBT-friendly campuses in the nation. The university's Pride Center is an inclusive, safe, and affirming gathering space and organizes programs and events for persons of all sexual and gender identities and their allies.

AN INTERNATIONAL PERSPECTIVE

- SDSU ranked No. 9 in the nation for the number of students studying abroad in the latest Institute for International Education's Open Doors report. More than 2,660 students have international experiences each year, choosing from nearly 400 programs in 65 countries.
- The J. Keith Behner and Catherine M. Stiefel Program on Brazil is SDSU's first endowed academic program with an international focus. Through research and teaching collaborations with major Brazilian universities, SDSU is strengthening its global leadership in public health, environmental sciences, international business and urban development.

- Each year, SDSU welcomes more than 2,100 international students from dozens of countries, including China, India, Saudi Arabia, Kuwait, South Korea, Japan and several European nations.

RESEARCH ACCOMPLISHMENTS

- SDSU is classified by the Carnegie Foundation as a doctoral-granting institution with high research activity funded by the National Institutes of Health and the National Science Foundation. Undergraduate students have many opportunities to work with faculty mentors on exciting projects in SDSU's campus labs and research centers.
- In cutting-edge facilities like the privately funded Donald P. Shiley BioScience Center, San Diego State researchers are developing novel treatments for healing hearts with stem cells and studying the role of inflammation in heart disease.
- University scientists are also internationally recognized for pioneering research in autism, public health issues and viromics.
- SDSU's Center for Sensorimotor Neural Engineering, funded by the National Science Foundation, is partnering with MIT and the University of Washington in an \$18.5-million project to perfect brain-controlled robotic devices that interact seamlessly with the human body to improve and restore muscle function and movement.
- The new Engineering and Interdisciplinary Sciences complex – scheduled to open in early 2018 – will double the university's engineering instructional space, add new labs and collaborative spaces, and house SDSU's entrepreneurship centers.
- Nearly 500 students from 70 majors and disciplines participated in last year's Student Research Symposium. The annual forum is a showcase for undergraduate and graduate students to present their faculty-mentored research and creative endeavors for critical review and evaluation.

MOVING FORWARD

- While there are many ways to measure San Diego State University's progress and achievements, the foundational issue is who we can be and what we can accomplish as a leading public university.
- Moving forward, we will continue to establish ourselves as a university of the highest quality where all students achieve success, where faculty, staff and student researchers address pressing societal challenges, where we come together to experience the beauty and power of the arts, and where we harness our knowledge and our talents to serve our community and the broader society.

Prominent Alumni



SEVEN STRAIGHT BOWL GAME APPEARANCES ► 21 CONFERENCE CHAMPIONSHIPS



Kathleen Kennedy



Dennis Connor

Arts/Actors

Robert Hays, television/film actor, "Airplane"
Julie Kavner, television actor, "The Simpsons"
Kathleen Kennedy, film producer, "Schindler's List"
Kathy Najimy, television/film actor, "Sister Act"
Gregory Peck, film actor, "To Kill a Mockingbird"
Marion Ross, television/stage actor, "Happy Days"
Claire Van Vliet, visual artist, founder of the Janus Press
Carl Weathers, film actor, "Rocky"
Gary David Goldberg, executive producer and co-creator, "Spin City"
Raquel Welch, film and television actor, starred in "The Three Musketeers"

Authors

Patricia Benke, best-selling crime novelist
Sid Fleischman, author, The Whipping Boy (Newbery Medal, 1987)
Susan Vreeland, author, The Girl in Hyacinth Blue (New York Times Bestseller)

Business

Norman Brinkler, Brinkler International, Ltd., (Chili's, Macaroni Grill and On the Border)
Robert Peterson, founder, Jack in the Box
Sol Price, founder, Price Club
R. Andrew Rathbone, creator, "....for Dummies" book series
Ralph Rubio, founder/CEO, Rubio's Baja Grill
Jim Sinegal, co-founder and President/CEO, Costco
Julia Stewart, CEO, International House of Pancakes
Suzy Spafford, creator, Suzy's Zoo
Sue Swenson, COO, Leap Wireless
Jack Williams, retired COO, Royal Caribbean International and Celebrity Cruises

Communication/Media

Art Linkletter, television show host
Jeanne Zelasko, Fox Sports anchor/reporter
Armen Keteyian, CBS Sports reporter

Education

Sandra McBrayer, 1994 National Teacher of the Year
Janis Gabay, 1990 National Teacher of the Year
Dr. Doris Alvarez, 1997 Principal of the Year

Government/Military


Timothy J. Muris, Chairman, Federal Trade Commission
General Merrill R. McPeak, former chief of staff, United States Air Force

Science

Robert Kaplan, nationally known psychologist
Ellen Ochoa, astronaut, world's first Hispanic female astronaut
Siegfried Reich, HIV testing researcher pioneer
Gerald Schleif, WD-40 inventor

Sports

Michael Cage, former NBA basketball player
Dennis Conner, America's Cup-winning sailor
Mark Grace, former Arizona Diamondbacks baseball player
Tony Gwynn, former San Diego Padres baseball player/former Aztec baseball coach
Fred Dryer, former Los Angeles Rams football player/actor
Marshall Faulk, former NFL MVP and 2011 Pro Football Hall of Fame Inductee
Stephen Strasburg, 2009 MLB No. 1 overall draft pick, current Washington Nationals pitcher
Kawhi Leonard, San Antonio Spurs forward/guard, two-time NBA Defensive Player of the Year, 2014 NBA Finals MVP
Joe Gibbs, former Washington Redskins football coach, founder Joe Gibbs Racing
Graig Nettles, former New York Yankees baseball player
Brian Sipe, former Cleveland Browns football player/former Aztec assistant football coach
Mark Reynolds, sailor, four-time Olympian, two-time Olympic gold medalist, three-time world champion
Marla Runyan, 1991-1994-2000 Olympian, visually impaired marathon runner
Gene Littler, former PGA tour golfer, winner - 1961 US Open
Kevin Kennedy, former major league manager



Merrill R. McPeak



Timothy J. Muris



Armen Keteyian



Jim Sinegal



R. Andrew Rathbone



Marion Ross



Ellen Ochoa



Kawhi Leonard



SDSU's Aztec Heritage

From the early decades of its history, San Diego State has identified itself with the Aztecs, one of the most sophisticated and distinctive societies in the history of the Western Hemisphere. A fitting choice for a university committed to internationalism and diversity, the Aztec identity evokes great pride in Mexico, as well as among many people in the United States, and certainly within the SDSU community. Consequently, San Diego State strives to honor the Aztec people by enhancing awareness, understanding and appreciation of Aztec culture and achievements.

Aztec History

Aztec civilization dates back to at least the 12th century A.D. The precise location is still debated by scholars, but tradition tells us of a place somewhere north of modern-day Mexico City known at that time as Aztlan, which meant "the place of the cranes" or "the place of the herons." The people who

lived in this land were called Azteca meaning "those of Aztlan."

The Azteca eventually left their homeland and became known as the Mexica. Native folklore attributes this name change to the instructions of the people's patron deity, Huitzilopochtli (Hummingbird on the Left).

Around 1325, the Mexica settled on an island in Lake Texcoco, an area that is now the heart of Mexico City, and named it Tenochtitlan or "the place of the fruit of the cactus." A century later, the Mexica and two other Nahuatl-speaking city-states, Texcoco and Tlacopan, combined to create an entity popularly known as the Aztec Empire.

Boasting a strong military force, this new alliance commanded a sphere of influence that stretched across much of present-day Mexico.

Tenochtitlan and its surrounding valley evolved into a highly sophisticated, multicultural and multilingual city-state of several million inhabitants. At this same time, major Euro-

pean cities numbered only 30,000 to 40,000 in population. A cradle of innovation, the Aztec Empire developed advanced systems of trade, science, politics, religion, education and agriculture. The Aztecs also enjoyed sports and built grand ballcourts to accommodate team events.

Aztecs and SDSU

San Diego State University first adopted the Aztec name in the 1920s as a nickname for the college's sports teams. In 1925, the student newspaper followed suit, changing its name from The Paper Lantern to The Aztec. Since that time, San Diego State's celebration of Aztec heritage has permeated the campus. In 1936, a Donald Hord sculpture of Montezuma II, the last Aztec emperor, became a welcoming campus icon. With the passing years, Aztec themes echoed in the names, colors and architectural elements of new campus buildings. And Aztec culture became the subject of more than a dozen university courses.

In 1941, Monty Montezuma, a character based on Montezuma II, debuted at San Diego State athletic events as a symbolic personification of the Aztecs. Over time, the Montezuma character's look and activities have evolved from a sports mascot into a more dignified and accurate representation of the historical emperor. Montezuma now serves as the university's ambassador of Aztec culture, charged with the responsibility of informing and educating the San Diego community about Aztec civilization. SDSU continues to take pride in its affiliation with Aztec culture and to celebrate the Aztec virtues of strength, valor and intellectual achievement.



University President

SEVEN STRAIGHT BOWL GAME APPEARANCES ► 21 CONFERENCE CHAMPIONSHIPS



Sally Roush

University President

Sally Roush's appointment as university president is the capstone to a higher-education career that includes more than three decades of service to San Diego State University. She is passionate about SDSU and its continuing development as a top-50 public research university.

Roush, who is the first woman to serve as SDSU president, was the university's senior vice president for Business and Financial Affairs for 19 years. She was the university's chief financial officer and oversaw the budget, intercollegiate athletics, real estate development and capital planning, facilities, public safety, human resources and labor relations, legal affairs and information technology.

Roush was a member of the President's Cabinet – advising three SDSU presidents – and co-chaired the steering committee that guided the university community in developing its strategic plan "Building on Excellence." The plan's initiatives to promote student success, enhance research and creative endeavors, and strengthen community and communication have led to record-high graduation rates, nationally recognized areas of research excellence, 350 annual arts events, and engaged alumni and friends who gave over \$100 million last year to support the university. As San Diego

State University president, Roush will lead its community in implementing the strategic plan in its final year – moving SDSU forward as a major public research university.

After her retirement from SDSU in 2013, Roush served as interim vice chancellor and chief financial officer for The California State University system.

Roush's term as SDSU president began July 1, 2017. She will serve as interim president until a new president is appointed by The CSU system Board of Trustees and begins work – scheduled for summer 2018.

A graduate of the University of Denver, Roush spent seven years at the University of Colorado at Denver before joining SDSU in 1982. Roush's service to San Diego State University has earned her recognition and honors that include SDSU's Monty Award, the CSU's Wang Family Excellence Award for administrators, the Albert C. Yates Distinguished Service Award from the Mountain West Conference and the CFO of the Year Award from the San Diego Business Journal.

Roush is a past board member of the SDSU Research Foundation, Aztec Shops, the National Association of College and University Business Officers and the Western Association of College and University Business Officers.



SDSU President's Cabinet

Sally Roush

University President

Marcie Bober-Michel

Senate Chair

Chukuka S. Enwemeka

Provost and Senior Vice President

Mary Ruth Carleton

Vice President for University Relations & Development

Tom McCarron

Vice President for Business and Financial Affairs & CFO

Eric Rivera

Vice President for Student Affairs

Stephen Welter

Vice President for Research & Dean of Graduate Affairs

Aaron Bruce

Chief Diversity Officer

Tom Karlo

General Manager, KPBS

John David Wicker

Director of Intercollegiate Athletics

Sandra Cook

Associate Vice President for Academic Affairs, Enrollment

Agnes Wong Nickerson

Associate Vice President, Financial Operations

Chris Xanthos

Associate Vice President and CIO, Business Operations

Jim Herrick

Assistant Vice President, Special Projects

Dan Montoya

Assistant Vice President of Alumni Engagement

Gina Jacobs

Interim Chief of Staff



Winning Is What We Do

Below is a look at the highest combined winning percentages in football and men's basketball since the beginning of the 2010-11 season (entering 2016-17 academic year).

Rk.	School	W	L	Pct.
1.	Ohio State	260	83	.758
2.	Louisville	259	85	.753
3.	Oregon	260	90	.743
	Wisconsin	260	90	.743
5.	San Diego State	251	90	.736
6.	Arizona	251	94	.728
7.	North Carolina	257	97	.726
8.	Duke	246	97	.717
9.	Michigan State	248	99	.715
10.	Kentucky	246	104	.703

John David Wicker

DIRECTOR OF ATHLETICS

52

San Diego State teams have advanced to NCAA championships in the last six seasons (average 8.7 per year)

36

Team conference championships since the beginning of the 2012-13 season

2

SDSU has had at least two athletic programs finish among the top 25 nationally in NCAA championship competition over the last 10 years

John David Wicker was introduced as San Diego State University's new Director of Intercollegiate Athletics on Oct. 24, 2016.

"It feels great to be back on the Mesa," Wicker said. "I loved my four years here with the coaches, the staff and all the student athletes. I'm thrilled with this opportunity and I am looking forward to helping SDSU Athletics move to next level of success."

Wicker was SDSU's Deputy Athletic Director from 2011 until leaving for Georgia Tech in July 2015. During his first term at SDSU, he was responsible for the day-to-day operations of the Aztecs athletics department, overseeing business operations, human resources, events and facilities, capital projects, strength and conditioning, academics, video and sport oversight for football, rowing, and men's and women's basketball.

"When we began this search, we envisioned a person who cares about our student athletes, whose integrity is paramount and whose competitive fire inspires greatness. In short, someone who embodies our ideal of 'winning it right.' John David Wicker is that person," said then-SDSU President Elliot Hirshman.

Prior to his time at SDSU, he was the Associate Athletic Director for Event and Facility Operations at Washington State from 2001-11. While at Washington State, he was responsible for event planning and game day responsibilities for all

home athletic events, conference tournaments and NCAA championships, day-to-day oversight and operations of all athletic facilities, and the liaison for the athletic department on capital projects.

From 1999 to 2001 Wicker served as Director of Event and Facility Operations at Southern Miss. At USM, he oversaw regular season and championship event operations, coordinated day-to-day maintenance of facilities, and was the liaison to the university on all capital projects. He also oversaw the design and initial construction of USM's \$11 million Athletic Center, which houses administrative and coaching offices, football locker room, weight room and training area.

Wicker also spent three years at Georgia from (1996-99), where he also worked for the Atlanta Committee for the Olympic Games in preparation for the 1996 Summer Olympics as the venue logistics manager for Sanford Stadium, home to the medal rounds for men's and women's soccer.

Wicker takes over an athletic department that has enjoyed great success in recent years. The football team, which has posted back-to-back 11-win seasons, made its seventh consecutive bowl game appearance in 2016. Men's basketball has been to the postseason seven straight years. Teams, from water polo to men's and women's golf, to baseball and softball, have combined for 36 Mountain West championships since the

beginning of the 2012-13 school year.

"One of our top priorities will be to generate more excitement about Aztec Athletics on campus, in the community, and with our close to 300,000 alumni across the nation," Wicker said. "People around the country know what an incredible atmosphere Viejas Arena is. And that is in no small part because of the fans. There is no reason why we can't have a similar atmosphere at our football games, at Tony Gwynn Stadium for baseball, on the Sports Deck for soccer games and more."

Wicker graduated from Mississippi State in 1992 with a bachelor's degree in professional accountancy. He received his master's degree in education with an emphasis in sports management from Georgia in 1997.

Wicker resides in Santee, Calif., with and his wife Rachel and daughter Scarlett Anne.

John David Wicker



Director of Athletics
First Year at SDSU

■ Career Experience:

2016-Present....San Diego State
Director of Athletics

2015-16Georgia Tech
Sr. Associate Director of Athletics

2011-15.....San Diego State
Deputy Director of Athletics

2001-11.....Washington State
*Associate Athletic Director
Event and Facility Operations*

1999-2001.....Southern Miss
Event and Facilities Director

1996-99.....Georgia
*Assistant Director
Event Management*

■ Education

1997Georgia
*M.A. in Education
Sports Management emphasis*

1992.....Mississippi State
*B.A.
in Professional Accountancy*

Aztec Hall of Fame



SEVEN STRAIGHT BOWL GAME APPEARANCES ► 21 CONFERENCE CHAMPIONSHIPS

AZTEC HALL OF FAME INDUCTEES

1988

- Laurel Brassey - W. Volleyball (1974, 1981)
- Willie Buchanon - Football (1970-71)
- John Butler - Football (1933-35)
- Don Coryell - Football Coach (1961-72)-
- Fred Dryer - Football (1967-68)
- Gary Garrison - Football (1964-65)
- Gene Littler - M. Golf (1949-52)
- Haven Moses - Football (1966-67)
- Graig Nettles - Baseball (1964-65); M. Basketball (1964-65)
- C.E. Peterson - Football Coach (1921-29); M. Bball Coach (1921-26); T&F Coach (1922-46)
- Milton Phelps - M. Basketball (1939-41)
- Art Preston - Football (1949-51); Baseball (1950-52)
- Arnie Robinson - M. Track & Field (1970-71)
- Dennis Shaw - Football (1968-69)
- Brian Sipe - Football (1969-71)
- Willie Steele - M. Track & Field (1947-48); M. Basketball (1947); Baseball (1949)

1989

- Kevin Crow - Soccer (1979-82)
- Morris Gross - Football, Baseball, M. Basketball Coach (1929-42)
- Tony Gwynn - Baseball (1979-81); M. Basketball (1978-81)
- Don Horn - Football (1965-66)
- Jack Rand - M. Track & Field (1934-35); Football (1932-34)

1990

- Tim Delaney - Football (1968-70)
- Art Linkletter - M. Basketball (1932-34); M. Swimming (1932-34)
- Judy Porter - W. Basketball (1980-83)
- Tom Reynolds - Football (1969-71)

1991

- Steve Copp - M. Basketball (1973-76)
- Chuck Courtney - M. Golf (1960-61)
- Tom Dahms - Football (1947-49)
- Monte Jackson - Football (1973-74)
- Angela Rock - W. Volleyball (1981-84)

1992

- Barbara Barrow - W. Golf (1974-77)
- Bud Black - Baseball (1978-79)
- Deby LaPlante - W. Track & Field (1979-80)
- Tony Pinkins - M. Basketball (1955-57)
- Bob Smith - M. Track & Field (1949-50)
- Charlie Smith - Baseball Coach (1934-64)

1993

- Tom Ables - Honorary
- Michael Cage - M. Basketball (1981-84)
- Vidal Fernandez - M. Soccer (1977-79)
- Ann Lebedeff - W. Tennis (1972-74)
- Tom Nettles - Football (1966-68)
- LaTanya Sheffield - W. Track & Field (1983-86)

1994

- Patricia Mang - Softball (1987-88)
- Chris Marlowe - M. Volleyball (1972-73); M. Basketball (1970-73)
- Bill Schutte - Football Coach (1947-55)
- Nate Wright - Football (1967-68)
- George Ziegenfuss - M. Basketball Coach (1948-69)

1995

- Marcelo Balboa - M. Soccer (1988-89)
- Bob Brady - M. Basketball (1952-54)
- Claudie Minor - Football (1972-73)
- Micki Schillig - W. Tennis (1980-83)
- Frank Scott - M. Golf Coach (1948-83)

1996

- Paul Mott - Football, M. Basketball, M. Track & Field (1925-28)
- Ramona Pagel - W. Track & Field (1983-84)
- Todd Santos - Football (1984-87)
- Eric Wynalda - M. Soccer (1987-89)

1997

- Vicki Cantrell - W. Volleyball (1980-83)
- Kenny Hale - M. Basketball (1941, 1946-47)
- Joel Kramer - M. Basketball (1974, 1976-78)
- Duncan McFarland - M. Volleyball (1973)

1998

- Marshall Faulk - Football (1991-93)
- Chris Gwynn - Baseball (1983-85)
- Mary Holland - W. Volleyball (1979-82)
- Dick Mitchell - M. Basketball (1940-42)
- Chana Perry - W. Basketball (1988-89)

1999

- Lennie Clements - M. Golf (1976-79)
- Laura DeSnoo - W. Track & Field (1983-86)
- Harry Hodgetts - M. Basketball (1937-41)
- Carol Plunkett - W. Tennis Coach (1976-94)
- Wendy Wheat - W. Volleyball (1977-80)

2002

- 1940-41 M. Basketball Team
- 1987 M. Soccer Team
- Joe Gibbs - Football (1961-63); Football Coach (1965-66)
- Norm Nygaard - Football (1952-54)
- Falisha Wright - W. Basketball (1992-95)

2003

- 1973 M. Volleyball National Champions
- Marla Runyan - W. Track & Field (1988-91)
- Al Skalecky - M. Basketball (1966-68)
- Nicole Storto - W. Tennis (1990-93)

2004

- Mike Douglass - Football (1976-77)
- Rod Dowhower - Football (1963-64)
- Claude Gilbert - Football Coach (1967-80, 1995-99)
- Travis Lee - Baseball (1994-96)
- Carrie McLaughlin Stathas - W. Track & Field (1981-83)
- Ron Reina - Broadcaster (1969-86)

2005

- 1987 M. Rugby National Champions
- Henry Allison - Football (1969-70)
- Kern Carson - Football (1961-63)
- Bernie Finlay - Basketball (1958-60)
- Lynn Kanuka - W. Cross Country/Track & Field (1980-82)

2006

- Bob Breitbard - Football (1938-40); Football Coach (1945)
- Kim Goetz - M. Basketball (1978-79)
- Cynthia MacGregor - W. Tennis (1983-86)
- Neal Petties - Football (1961-63)
- Craig Scoggins - Football (1965-66)

2007

- Bob Cluck - Baseball (1966-67)
- Mike Dodd - M. Basketball (1975-79); M. Volleyball (1978-80)
- John Duich - Football (1935, 1937-38)
- Steve Duich - Football (1966-67)
- Jay Gutowski - Football (1953-56)
- Bobby Meacham - Baseball (1979-81)
- Rachel Scott-Ruano - Water Polo (1995-98)

Aztec Hall of Fame



SEVEN STRAIGHT BOWL GAME APPEARANCES ► 21 CONFERENCE CHAMPIONSHIPS

2008

- Isaac Curtis - Football (1972)
- John Farris - Football (1962-64)
- Kieishsha Games - W. Basketball (1991-92)
- Mark Grace - Baseball (1985)
- Bobby Howard - Football (1965-66)

2009

- 1966 Wire Service College Division Football National Champions
- Toni Himmer - W. Volleyball (1980-83)
- Oliver Maiberger - M. Tennis (2000-03)
- Mario Mendez - Football (1961-63)
- Jeff Staggs - Football (1965-66)
- Ralph Wenzel - Football (1964-65)

2010

- Tonette Dyer - W. Track & Field (2002-05)
- Kabeer Gbaja-Biamila - Football (1996-99)
- La'Roi Glover - Football (1992-95)
- Doug Harvey - Baseball (1955-56)
- John Hyden - M. Volleyball (1992-95)
- Fred Miller - Director of Athletics (1985-95)

2011

- 1958 NAIA Baseball National Champions
- Dick Barnes - M. Basketball (1946, 1948-50)
- Sandra Durazo - Softball (1998-2001)
- Kyle Turley - Football (1994-97)
- Quentin Wheeler - W. Track & Field (1975-76)

2012

- Dr. O. Kenneth Karr, Director of Athletics (1969-78)
- Randy Holcomb - M. Basketball (2001-02)
- Mike Malano - Football (1996-99)
- Liane Sato - W. Volleyball (1985-86)
- J.R. Tolver - Football (1999-2002)

2013

- Brandon Heath - M. Basketball (2003-07)
- Mark Reynolds - Sailing (1975-79)
- Charles "Choc" Sportsman - M. Track and Field Coach (1947-66)
- Michelle Suman - W. Basketball (1991-95)
- Don Warren - Football (1976-79)

2014

- Shayla Balentine - W. Track & Field (2002-05)
- Pete Inge - Football (1976-79)
- Kirk Morrison - Football (2001-04)
- Stephen Strasburg - Baseball (2007-09)
- Kyle Whittemore - M. Soccer (1984, 86-88)

2015

- Billy Blanton - Football (1994-96)
- Larry Godfrey - M. Track & Field (1965)
- Ed Imo - Football (1976-77)
- Karoline Koehler - W. Track & Field (2007-10)
- Anthony Watson - M. Basketball (1983-86)

2016


- Kawhi Leonard - M. Basketball (2010-11)
- Miesha McKelvey-Jones - W. Track & Field (1997-99)
- Leon Parma - Football (1948-50) - Lifetime Achievement
- Noel Prefontaine - Football (1995-96)
- Steve Williams - M. Track & Field (1974)

2017


- Whitney Ashley - W. Track & Field (2011-12)
- Steve Fisher - M. Basketball (1999-2017) - Head Coach
- D.J. Gay - M. Basketball (2008-11)
- Craig Penrose - Football (1974-75)
- Whip Walton - Football (1974-77)




1998
Marshall Faulk



1989
Tony Gwynn




2003
Marla Runyan



2016
Kawhi Leonard



2010
Kabeer Gbaja-Biamila



1995
Micki Schillig

Athletics Directory



SEVEN STRAIGHT BOWL GAME APPEARANCES ► 21 CONFERENCE CHAMPIONSHIPS

GENERAL INFORMATION

Mailing Address

SDSU Department of Athletics
5500 Campanile Drive
San Diego, CA 92182-4313
Phone Number - (619) 594-3019

Media Relations Overnight Address

Fowler Athletics Center, Suite 3014
5302 55th Street
San Diego, CA 92182-4313

STAFF DIRECTORY

Administration - (619) 594-3019

John David Wicker, Athletic Director
Jenny Bramer, Executive Associate Athletic Director/SWA
Steve Schnall, Executive Associate Athletic Director - External Relations
Chuck Lang, Senior Associate Athletic Director - Business Administration
Mike May, Senior Associate Athletic Director - Communications & Media Relations
Mandy McKinley Huiras, Senior Associate Athletic Director - Development
Bobby Smitheran, Senior Associate Athletic Director - SAASS
Andy Humes, Associate Athletic Director - Compliance
Gladie Jaffe, Senior Athletics Coordinator
Allison Tenenbaum, Administrative Services Coordinator

Academic Services - (619) 594-3395

Bobby Smitheran, Associate Athletic Director - SAASS
Dr. Bre White, Assistant Director of Academic Services/Academic Advisor
Jessica Amerosa, Academic Advisor
Willie Judd, Academic Advisor
Megan Taormina, Learning Specialist
Ashley Sloper, Student-Athlete Services Coordinator
Monique Rico, Academic Advisor
Madeleine Brown, Academic Coordinator
Samantha Schlossberg, Academic Coordinator
Donald Brown, Academic Coordinator

Business Office - (619) 594-4996

Chuck Lang, Senior Associate Athletic Director - Business Administration
Donna Bell, Business Office Manager
Jesse Stephens, Assistant Business Office Manager
Allie White, Accounting Technician

Compliance - (619) 594-3395

Andy Humes, Associate Athletic Director - Compliance
Kelly Giblin, Assistant Athletic Director - Compliance
J.T. O'Sullivan, Compliance Assistant
Jessica Hasson, Financial Aid Coordinator
Lori Mitchell, Administrative Support Coordinator

Development - (619) 594-5162

Mandy McKinley Huiras, Senior Associate Athletic Director - Development
Morgan McSweeney, Assistant Athletic Director - Aztec Club
Sherry Bertram, Assistant Director - Aztec Club/Annual Giving
Jenn Brewton, Development Coordinator
Johanna Pfeiffer, Development Specialist

Equipment Services - (619) 594-4951

Angie Garza, Director of Equipment Services
Sonny Sanfilippo, Assistant Director of Equipment Services
Dennis Brown, Equipment Attendant
Samantha Sneddon, Equipment Attendant

Facilities & Operations - (619) 594-4191

Dave Noll, Assistant Athletic Director of Operations - Event Management
Lesley Fong, Assistant Athletic Director of Operations - Special Events and Projects
Steve Bartel, Facilities and Operations Coordinator
Philip Piech, Facilities and Operations Coordinator
Louis Schenk, Facilities and Operations Specialist
Brittany Parrish, Facilities and Operations Assistant

Marketing & Corporate Sales - (619) 594-4549

Lisa Pearson, Assistant Athletic Director - Marketing and New Media
Todd Greenbaum, Director of Marketing, Sales and Fulfillment

Media Relations - (619) 594-5547

Mike May, Senior Associate Athletic Director - Communications & Media Relations
Jamie McConeghy, Assistant Athletic Director - Media Relations
Darin Wong, Assistant Athletic Director - Media Relations
Jen Heisel, Assistant Media Relations Director
Jim Solien, Assistant Media Relations Director
Jason Bott, Coordinator of Multimedia Productions
Lauren Weaver, Media Relations Coordinator

Sports Medicine - (619) 594-5551

Patrick Spieldenner, Assistant Athletic Director - Sports Medicine/Head Athletic Trainer
Sergio Ibarra, Associate Athletic Trainer
Queenie Soriano, Associate Athletic Trainer
Jacob Callahan, Assistant Athletic Trainer
Ian Baldwin, Assistant Athletic Trainer
Deborah Perez, Assistant Athletic Trainer
Kristin Manyak, Assistant Athletic Trainer
Lisa Contois, Assistant Athletic Trainer
Joshua Ruiz, Assistant Athletic Trainer
Melissa Strother, Assistant Athletic Trainer
Nik Turner, Assistant Athletic Trainer
Domanique Peretti, Assistant Athletic Trainer
Josh Ruiz, Assistant Athletic Trainer
Nora Dawson, Student Athletic Insurance Coordinator

Strength & Conditioning - (619) 594-4273

Adam Hall, Assistant Athletic Director - Strength & Conditioning
Derrick Baker, Assistant Strength & Conditioning Coach
Eddie Padilla, Assistant Director - Strength & Conditioning
Orin Catrett, Assistant Strength & Conditioning Coach
James Chassin - Assistant Strength & Conditioning Coach
Randy Shelton, Strength & Conditioning Coach - Men's Basketball

Ticket Office - (619) 594-7892

Gina Ballistrieri, Associate Athletic Director - Ticket Operations
Christine Morey, Outbound Ticket Revenue Manager
Ashley Salinas, Ticket Office Coordinator
Anthony Tacey, Ticket Office Assistant
Liane Morales, Ticket Office Representative

Video Staff - (619) 594-7617

Brian Murphy, Video Coordinator
Gregg Nassen, Video Assistant for Football

Technology Services - (619) 594-4263

Scott Horvath, Information Technology Coordinator

COACHING STAFFS

Baseball - (619) 594-6889

Mark Martinez, Head Coach
Sam Peraza, Pitching Coach
Joe Oliveira, Assistant Coach/Recruiting Coordinator

Men's Basketball - (619) 594-6249

Brian Dutcher, Head Coach
Justin Hutson, Associate Head Coach
David Velasquez, Assistant Coach
Tim Shelton, Assistant Coach
Mark Fisher, Assistant to the Head Coach
Matt Soria, Assistant AD/Director of Basketball Operations
Steve Fisher, TBA
Leana DeKock, Administrative Assistant

Women's Basketball - (619) 594-4095

Stacie Terry, Head Coach
Jesse Clark, Assistant Coach
Ciara Carl, Assistant Coach
Nick Grant, Assistant Coach
Jon Silver, Director of Basketball Operations
Paris Johnson, Director of Player Personnel
Anne Shade, Administrative Assistant

Women's Rowing - (619) 594-0650

Bill Zack, Head Coach
Joeri Bruschinski, Assistant Coach
Bobbie Smith, Assistant Coach

Women's Track & Cross Country - (619) 594-5514

Shelia Burrell, Head Coach
Michelle Freeman, Assistant Coach
Greg Garza, Assistant Coach

Football - (619) 594-6769

Rocky Long, Head Coach
Bobby Hauck, Associate Head Coach
Jeff Horton, Associate Head Coach
Zach Arnett, Assistant Coach
Hunkie Cooper, Assistant Coach
Danny Gonzales, Assistant Coach
Ernie Lawson, Assistant Coach
Blane Morgan, Assistant Coach
Mike Schmidt, Assistant Coach
Tony White, Assistant Coach
Kevin McGarry, Director of Player Personnel
Jashon Sykes, Director of Operations
Patsy Armstrong, Football Administration Specialist
Doug Deakin, Assistant for Football Operations
Jake Laudenslayer, Assistant for Football Recruiting

Men's Golf - (619) 594-4334

Ryan Donovan, Head Coach
Evan Emerick, Director of Golf Operations

Women's Golf - (619) 594-7665

Leslie Spalding, Head Coach
Carly Ludwig, Assistant Coach
Evan Emerick, Director of Golf Operations

Women's Lacrosse - (619) 594-6548

Kylee White, Head Coach
Brandi Padilla, Assistant Coach

Men's Soccer - (619) 594-0136

Lev Kirshner, Head Coach
Matt Hall, Associate Head Coach
Josh Hill, Assistant Coach

Women's Soccer - (619) 594-3749

Mike Friesen, Head Coach
Chassion Griggs, Assistant Coach

Softball - (619) 594-1952

Kathy Van Wyk, Head Coach
Stacey Nuveman Deniz, Associate Head Coach
Mia Longfellow, Assistant Coach

Women's Swimming & Diving - (619) 594-5883

Mike Shrader, Head Coach
Stephen Allnutt, Assistant Coach
Roland McDonald, Diving Coach

Men's Tennis - (619) 594-5084

Gene Carswell, Head Coach
Jeff Thomsen, Assistant Coach

Women's Tennis - (619) 594-6505

Peter Matterna, Head Coach
Nicholas Vinel, Assistant Coach

Women's Volleyball - (619) 594-5064

Deitre Collins-Parker, Head Coach
Melanie Greene, Assistant Coach/Recruiting Coordinator
Makayla Westphal, Operations Assistant

Women's Water Polo - (619) 594-0649

Carri Crawford, Head Coach
Bill Cohn, Assistant Coach

Band - (619) 594-1600

Bryan Ransom, Band Director

Cheerleading - (619) 594-4549

Jennifer Long, Head Coach

The Mountain West



SEVEN STRAIGHT BOWL GAME APPEARANCES ► 21 CONFERENCE CHAMPIONSHIPS



Mountain West
18087 New Allegiance Drive
Suite 250
Colorado Springs, CO 80921

Phone: (719) 488-4040
Fax: (719) 487-7240

This is the Mountain West

From its inception in 1999, the Mountain West has been committed to excellence in intercollegiate athletics, while promoting the academic missions of its member institutions. Progressive in its approach, the MW continues to cultivate opportunities for student-athletes to compete at the highest level, while fostering academic achievement and sportsmanship. Now in its 18th year, the MW has been assertive in its involvement with the NCAA governance structure and has taken a leadership role in the overall administration of intercollegiate athletics.

The Mountain West has marked several achievements during its first 18 years, most notably becoming the first to establish a sports television network dedicated solely to an intercollegiate athletic conference (The Mtn.). The Mountain West also was the first to experiment with the coaches' challenge in the college football instant replay system, and was the first non-automatic-qualifying BCS conference to participate in four BCS bowl games, winning three. In the inaugural year of the new College Football Playoff system, Boise State earned the automatic slot into a New Year's Six bowl game as the highest-ranked champion from the Group of Five 5 conferences. The Broncos defeated then 10th-ranked Arizona 38-30 in the VIZIO Fiesta Bowl. In 2011-12, the Mountain West was among the first conferences to implement a league-wide state-of-the-art basketball instant replay system.

Changes in the NCAA governance structure set the table for another Conference first, when two members of the MW Student-Athlete Advisory Committee (SAAC) were included in the June 2014 meeting of the Mountain West Board of Directors. New Mexico track and field athlete Kendall Spencer, the national chair of the 2014-15 NCAA Division I Student-Athlete Advisory Committee, and Air Force Academy volleyball player Emma Dridge joined the BOD members in this historic meeting to advance the discussion on student-athlete involvement in the NCAA and MW governance structure. During the last two academic years, MW student-athletes participated on monthly membership calls and have joined MW administrators in the annual Joint Council Spring Meetings in Arizona.

The Mountain West is well-represented within the new NCAA governance structure, including individuals who were appointed to serve on committees tasked with managing the day-to-day business of Division I athletics. Colorado State President Tony Frank currently sits on the DI Board of Directors, while MW Commissioner Craig Thompson and Fresno State Faculty Athletics Representative Dawn Lewis are members of the DI Council. Kendall Spencer, the former chair of the DI Student-Athlete Advisory Committee and UNM track & field athlete, was the first student-athlete in the history of the organization to serve on the Division I Board.

Additionally, the Mountain West was the first conference to have a member institution with No. 1 overall picks in both the NFL and NBA drafts in the same year (Utah's Alex Smith and Andrew Bogut, respectively in 2005). With UNLV's Anthony Bennett claiming the No. 1 pick in the 2013 NBA Draft, the Mountain West is one of three conferences to have multiple No. 1 NBA draft selections since 2000. Also, with San Diego State's Stephen Strasburg earning the No. 1 pick in the 2009 MLB Draft, the Mountain West is one of two conferences to have the No. 1 selection in

each of the NFL, NBA and MLB drafts since the MW was founded in 1999.

The Mountain West is noted for its geographic diversity. Some of the most beautiful terrain and landscapes in the nation can be found within Mountain West boundaries, including the majestic Rocky Mountain range, which borders five MW institutions (Air Force, Boise State, Colorado State, New Mexico and Utah State). The high plains of Wyoming (elevation 7,220 feet – the highest Division I campus in the nation) contrast with the desert cities of Las Vegas and Reno, home to UNLV and Nevada, respectively, while Fresno State, San Diego State and San Jose State add a West coast influence with their locations in Central, Southern and Northern California. The inclusion of the Hawai'i football program extends the Mountain West footprint to the beautiful islands in the Pacific Ocean, while the addition of the women's soccer program at Colorado College gives the MW an additional presence in the Rocky Mountains.

History

The Mountain West was conceived on May 26, 1998, when the presidents of eight institutions — Air Force, BYU, Colorado State, New Mexico, San Diego State, UNLV, Utah and Wyoming — decided to form a new NCAA Division I-A intercollegiate athletic conference. The split from a former 16-team conference re-established continuity and stability among the membership within the new league and signaled the continuation of its tradition-rich, long-standing athletic rivalries. Three of the MW's eight original members have been conference rivals since the 1960s (New Mexico, Wyoming and Colorado State), while San Diego State (1978) and Air Force (1980) were longtime members as well. UNLV and TCU entered the fold in 1996 and the Rebels continued as one of the original eight institutions that formed the MW in 1999. TCU re-joined the group with its first year of competition in the Mountain West in 2005-06. With conference realignment sweeping the nation in recent years, the MW has been proactive in addressing membership changes. Boise State joined the Mountain West in 2011-12, followed by Fresno State and Nevada on July 1, 2012. Also on July 1, 2012, Hawai'i became a football-only member of the Conference. On July 1, 2013, the Mountain West further expanded when San José State and Utah State joined the Conference, bringing to 11 the number of full-time member institutions and 12 football-playing members. On July 1, 2014, the Colorado College women's soccer program became the first non-football affiliate member of the Mountain West, expanding that sport to 12 Conference participants.

Entering the 2016 season, the MW has six contracted bowl affiliations — the Las Vegas Bowl, San Diego County Credit Union Poinsettia Bowl, Hawai'i Bowl, Famous Idaho Potato Bowl, Gildan New Mexico Bowl and NOVA® Home Loans Arizona Bowl. The league also has a secondary agreement with the Cactus Bowl.

An innovator in the postseason bowl structure, the MW engineered many "firsts," as league teams have participated in six inaugural bowl games (2000 Silicon Valley, 2001 New Orleans, 2002 San Francisco (Emerald), 2005 Poinsettia, 2006 New Mexico, 2015 Arizona), as well as placing the first non-automatic-qualifying FBS team into a BCS bowl game with Utah's appearance in the 2005 Tostitos Fiesta Bowl and into the College Football Playoff (CFP) with Boise State's selection to the 2014 Tostitos Fiesta Bowl.

2016-17 Review

From the gridiron to the diamond, Mountain West teams enjoyed a strong year in 2016-17. In football, the fourth annual MW Football Championship game took place on December 3, 2016 at War Memorial Stadium in Laramie, Wyoming. The Cowboys, champions of the Mountain Division, hosted two-time defending

West Division champion San Diego State with the Aztecs claiming their second-consecutive Conference title, 27-24.

For the fourth straight season, the Mountain West sent seven or more teams into postseason bowl games. The league has earned 84 bowl bids since 1999 and holds a 46-38 (.548) all-time record. The 2016 bowl season marked the 10th consecutive year the MW sent at least five teams to bowls and the 13th time overall since the league's inception.

Opportunity

The Mountain West provides a first-class athletic and academic experience for more than 5,100 student-athletes each year. Over the past 18 years, 42 Mountain West student-athletes have earned NCAA Postgraduate Scholarships, and since the league's inception in 1999, an additional 32 student-athletes have been named MW Scholar-Athlete of the Year and awarded league-sponsored postgraduate scholarships. Four Mountain West student-athletes have earned distinction as Rhodes Scholars (Jessica Mellinger, Wyoming and Delavane Diaz, Brittany Morreale and Rebecca Esselstein, Air Force).

Conference student-athletes are also given a voice regarding pertinent issues within the MW and NCAA governance structure through representation on the Student-Athlete Advisory Committee (SAAC). The Mountain West SAAC consists of 23 representatives; two student-athletes from each full member institution and one faculty athletics representative. The committee reviews and reacts to legislation and to other topics referred by the Conference constituent groups or committees related to the student-athlete experience. With the inclusion of two SAAC members at the June 2014 meeting of the MW Board of Directors, the Conference reaffirmed its commitment to the participation of student-athletes in its governance structure, consistent with the Mountain's West focus on enhancing the student-athlete experience.

Achievement

The MW has produced 1,059 All-America selections among its 18 sponsored sports (men's swimming was discontinued as a Conference sport following the 2010-11 season) in the last 18 years, including a league-record 103 All-America honorees in 2016-17. A total of 190 MW student-athletes have also earned Academic All-America accolades in that span. The Mountain West has sent at least 25 teams to NCAA postseason events in each of the past 18 years, capturing four team national championships in women's cross country and producing 43 individual national champions in the sports of men's golf, men's cross country, women's diving, and men's and women's indoor track & field and outdoor track & field.

Mountain West members have participated in 84 bowl games under the league umbrella, including four appearances in BCS games and one CFP game. The MW has earned 80 postseason bids in men's basketball, with five Sweet 16 appearances among 44 NCAA Tournament slots, as well as three NIT Final Four berths. MW women's basketball has tallied 75 postseason slots, including 36 NCAA bids, five Sweet 16 appearances and one Elite Eight berth since 2000. Wyoming won the MW's first WNIT championship in 2007 with a win over Wisconsin. In women's volleyball, the MW has had 42 NCAA bids with nine Sweet 16 berths and one Elite Eight appearance. Women's soccer has earned 31 NCAA bids since 1999, with two Sweet 16 berths and one Elite Eight appearance. Mountain West men's golf has sent at least three teams to the NCAA Men's Golf Regionals in each of its 18 years, while women's golf has had at least three teams participate in NCAA Regionals 15 of the last 18 years.



Craig Thompson
Commissioner



Bret Gilliland
Deputy
Commissioner



Darryl Seibel
Chief Brand &
Comm. Officer



Katie Cavender
Asst. Commissioner
Strategic Comm.



Judy Willson
Asst. Commissioner
Communications



Stuart Buchanan
Asst. Director of
Communications



Dwayne Groff
Asst. Director of
Communications

Qualcomm Stadium

SEVEN STRAIGHT BOWL GAME APPEARANCES ► 21 CONFERENCE CHAMPIONSHIPS



On September 15, 1967, the San Diego State University football team first stepped onto the turf of what *Sports Illustrated* would later call the finest multi-purpose stadium in America - San Diego Stadium. That night, the Aztecs, led by head coach Don Coryell and players like Haven Moses, Fred Dryer, Tom Nettles and Nate Wright, defeated Tennessee State 16-8 in front of 45,822 fans.

In an effort to prepare the stadium for the next century, a \$66.4 million renovation project was undertaken in 1997, which increased seating to 71,400, added 31 luxury suites; created 7,600 club seats, and added a second Sony Jumbotron video board in the West end zone.

To help in financing of the renovation project, Qualcomm, a local communications company, agreed to provide \$18 million for the naming rights of the Stadium for the next 20 years. The Stadium is known as Qualcomm Stadium. Qualcomm Stadium is located at the intersection of Interstates 8 and 15 in Mission Valley, less than five miles from the university. With the relocation of the National Football League's Chargers to Los Angeles, San Diego State is the facility's lone remaining charter tenant. In the 50 years since that opening night, some of the greatest names in Aztec football history have displayed their talents there - Dennis Shaw, Brian Sipe, Isaac Curtis, Willie Buchanon, Todd Santos, Webster Slaughter, Rob Awalt, Don Warren, Dan McGwire, Henry Allison, Claudie Minor, Jesse Freitas, Craig Penrose, David "Deacon" Turner, Damay Scott, Kirk Morrison, Marshall Faulk and Donnell Pumphrey to name a few.

In addition to the Aztecs, the San Diego County Credit Union Holiday Bowl have come to call it home. The Stadium has also been the site of such renowned events as the Super Bowl, the World Series and baseball's All-Star Game.

Constructed at a cost of \$27 million, San Diego Stadium opened August 20, 1967, with an exhibition game between the San Diego Chargers and Detroit Lions. Since that game, the facility has been the stage for some of the most memorable events in San Diego State football history. A then-record attendance of 53,611 was on hand November 8, 1975, when the unbeaten Aztecs were involved in one of the most dramatic games ever played in San Diego, but the Arizona Wildcats prevailed, 31-24.

In 1975, average attendance for six home games was 42,040. In '77, a crowd of 50,453 saw the Aztecs hammer 15th-ranked Florida State, 41-16. On January 6, 1981, the name of the facility was changed officially to San Diego Jack Murphy Stadium. Murphy, a nationally-known columnist and the sports editor of the San Diego Union-Tribune, had led the campaign to have the stadium constructed. He had died in 1980.

In 1984, 49,220 fans nearly carried SDSU to an upset of UCLA, as the Bruins hung on to an 18-15 victory. The Aztecs clinched their first Western Athletic Conference championship and a berth in the Holiday Bowl with a 10-3 victory over Brigham Young on November 29, 1986, in front of a Stadium crowd of 45,062. SDSU then played host to Iowa in one of the most memorable Holiday Bowls ever. The hometown Aztecs fought the perennial Big Ten power to a standstill before losing 39-38 on a last second Hawkeye field goal. A crowd of 59,473 witnessed that game on December 30, 1986, which was the largest crowd ever to see SDSU in San Diego Jack Murphy Stadium. State's large and vocal crowds have had much to cheer about through the years. As they await the 2017 season, the Aztecs' all time record in Mission Valley is 206-104-6 (.661).

The stadium underwent a major facelift in 1985. Built initially to seat 52,675 for football, the expansion project pushed capacity to 60,409, and current capacity is 70,561. Largely



as a result, the National Football League voted to hold the 1988 Super Bowl game in San Diego where the Washington Redskins defeated the Denver Broncos, 42-10. That national spectacle returned in 1998 to witness the Denver Broncos defeat the Green Bay Packers, 31-24. The most recent Super Bowl hosted at "the Q" was 2003, when the Tampa Bay Buccaneers routed the Oakland Raiders, 48-21.

Prior to the stadium's opening, the Aztecs played their games in Aztec Bowl - a 13,000-seat facility on campus - and the 34,500-seat Balboa Stadium downtown. The team's record crowd had been the 35,342 fans who jammed Balboa Stadium to see the Aztecs meet North Dakota State in 1966. North Dakota State was the No. 1 small college team in the nation at the time, but the Aztecs won the game 36-0. The victory served as a springboard for San Diego State's national small college championships in 1966, 1967 and 1969 and a move to Division I-A at the end of the 1968 season.

San Diego State moved to what is now Qualcomm Stadium in 1967. From 1936-66, the Aztecs played most of their home games in Aztec Bowl on campus, where they had a record of 77-44-5 (.636).

From 1921-35, the team's home field alternated between Balboa Stadium (38-42-4) and Lane Field (12-12-4) with an occasional game played on the old Normal School campus at College Field (9-3-1). Two games were also played at Aztec Field, the old track and field stadium which was located north of the Aztec Center. Since 1973, nearly 75 percent of all Aztec football games have been played at night. The Aztecs played their first and San Diego's first night football game on Sept. 25, 1930, at Lane Field against the San Diego Marine JVs.

Naming of the Stadium

The original name of the stadium was San Diego Stadium. When Jack Murphy died on September 24, 1980, then Mayor Pete Wilson and the City Council voted to rename it San Diego Jack Murphy Stadium. The voters officially approved the name change later that year.

After the 1997 renovation, the name changed again. Qualcomm, a local telecommunication company, agreed to

pay the City \$18 million to complete the expansion project. In return the name changed to Qualcomm Stadium.

Media Information for Qualcomm Stadium

► **Stadium Directions and a Seating Map can be found on page 201.**

Credentialed members of the media, who have been approved, can obtain single-game media and photo passes at Gate H beginning two and a half hours prior to kickoff.

If media needs access to Qualcomm Stadium prior to that time, they should make arrangements to obtain their credential in advance and enter the stadium through Guest Services at F1.

After the first quarter, credentials may be picked up at the San Diego State Ticket Office (located at Gate E).

Members must have a valid form of government issued identification to obtain a credential.

Qualcomm Stadium is an open-press box facility. Please be aware that fall evenings in the San Diego area can be cool.

Complimentary soft drinks are available throughout the game.

Maps and Directions



SEVEN STRAIGHT BOWL GAME APPEARANCES ► 21 CONFERENCE CHAMPIONSHIPS

Qualcomm Stadium

Qualcomm Stadium is located at 9449 Friars Rd.

From Lindbergh Field, exit airport on Harbor Drive South. Turn left onto Grape St. and then right on to I-5 South. Exit Hwy 163 North to Friars Road and turn right (east). Go approximately two miles and stadium will be on your right.

From I-5 (Heading south), exit 805 south to Hwy 163 south. Go to Friars Road and head east for two miles and stadium will be on your right.

From I-15 (Heading south), exit Friars Road and turn right (west). Go to Stadium exit and turn left into stadium at top of off-ramp.

From I-8 (Heading west), exit I-15 north. Follow to Friars Road exit and head west to stadium exit. Turn left at top of off-ramp into stadium.

San Diego State University

San Diego State is located at 5500 Campanile Dr.

From Lindbergh Field, turn left onto N. Harbor Dr. Turn left onto W. Grape St. Merge onto I-5 South. Merge onto Hwy 163 North. Merge onto I-8 East. From I-8, take College Avenue exit and go south. San Diego State University will be on your right.

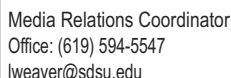
From I-5 (Heading South), merge onto I-8 East, take College Avenue exit and go south. San Diego State University will be on your right.

From I-15 (Heading South), merge onto I-8 East, take College Avenue exit and go south. San Diego State University will be on your right.

From I-8 (Heading West), take College Avenue exit and go south. San Diego State University will be on your right.

Proceed past Canyon Crest Drive (the first stoplight) then make an immediate right turn to the green information booth for parking information. Ask the parking guard for directions as to where you may park.





210 ▶▶▶▶▶ **2017 SAN DIEGO STATE FOOTBALL**

Media Information

SEVEN STRAIGHT BOWL GAME APPEARANCES ► 21 CONFERENCE CHAMPIONSHIPS



TUESDAY MEDIA LUNCHEONS

This fall, SDSU will once again play host to a Tuesday media luncheon with head coach Rocky Long and requested players. The location will be the second floor of the Fowler Athletics Center.

Lunch is scheduled to begin at 11:45 a.m., with coach Long addressing the media at noon, followed by student-athletes.

Player requests for the press conference should be made by noon on Monday.

The news conference is carried live on the Internet at GoAztecs.com. A transcript of the weekly media luncheon will be posted on GoAztecs.com. Contact the media relations office for additional details.

FOWLER ATHLETICS CENTER

The Fowler Athletics Center is the home of SDSU athletics. The four-story facility is located at 5302 55th Street in San Diego, just west of Viejas Arena and adjacent to the football practice facility and Tony Gwynn Stadium. The football offices are located on the second floor and the media relations

office is on third floor in suite 3014. Usually, major news conferences take place in the first-floor auditorium. Most of Long's media gatherings will be on the second floor.

CAMPUS PARKING

Media wishing to attend Aztec workouts during the week will need to obtain a special parking permit from the media relations office, located in suite 3014 of the Fowler Athletics Center. The permit is good for parking in Parking Structure 7, just south of the FAC at the corner of Montezuma Road and 55th Street.

SDSU PRACTICES

San Diego State practices are typically closed. On a weekly basis, certain periods may be open to members of the media who cover San Diego State on a regular basis. Check with the media relations office for details.

Pending schedules, San Diego State players and coaches will be available either Monday or Tuesday.

Weekly Release

The media relations office will once again e-mail its week-football releases this season. The release will be posted at GoAztecs.com in Adobe Acrobat format. To receive the weekly release via e-mail, please contact Mike May at mmay@mail.sdsu.edu.

CollegePressBox.com

CollegePressBox.com is the official media website for Mountain West football. Access and download weekly game notes, statistics, media guides and more for the conference and each of its 12-member schools throughout the season. The service also has special sections devoted to bowls, awards, national signing day, Login information will be distributed by the conference office to accredited media or you can apply for a password by sending an e-mail to password@collegepressbox.com.

What they're saying about CollegePressBox.com ...

"I couldn't think about covering college football without CollegePressBox.com. ... It's at the top of my personal bookmarks on every computer I own." - Tim Griffin, 2010 President, Football Writers Association of America

"A tremendous resource for anyone who covers or works in college football. ... Perfectly organized and updated. There's no need to dig through hundreds of websites. It's one site that covers it all." - Mike Vest, Big Ten Network

"The central point for all media to obtain game-week information for the Rose Bowl Game and the BCS National Championship. This one-stop shop for transcripts, audio and reference materials received nothing but positive comments from national media on the ease of navigation and the advanced services never before provided." - Gina Chappin, Rose Bowl Game

collegepressbox.com
SINCE 2005 EVERYTHING BUT THE PRE-GAME MEAL

SDSU In-Season Weekly Schedule

A look at San Diego State's typical game week schedule. Please contact the media relations office if you have any questions.

SUN.	MON.	TUES.	WED.	THU.	FRI.	SAT.
<ul style="list-style-type: none"> No practice (contact the SDSU media relations office for interview availability). 	<ul style="list-style-type: none"> SDSU practices (contact the SDSU media relations office for interview availability). This is the best day to get interviews with student-athletes, coach Long or members of the coaching staff. Please submit your requests no later than Sunday morning. 	<ul style="list-style-type: none"> SDSU media luncheon beginning at 11:45 a.m., featuring coach Long, selected players and both coordinators (contact MRD). This is the final day that SDSU student-athletes are available for interviews. 	<ul style="list-style-type: none"> SDSU practices (contact the SDSU media relations office for interview availability). This is the final day that SDSU coaches are available for interviews. 	<ul style="list-style-type: none"> No availability 	<ul style="list-style-type: none"> No availability 	<ul style="list-style-type: none"> Postgame availability only. The San Diego State locker room is closed at all times for both home and road games. For home games, all interviews will take place in the postgame interview room. For road games, the interviews will take place at a designated area adjacent to the locker room.

Radio and Television



SEVEN STRAIGHT BOWL GAME APPEARANCES ► 21 CONFERENCE CHAMPIONSHIPS

iHEART MEDIA SAN DIEGO

San Diego State University and FOX Sports College Properties announced a multi-year agreement with iHeartMedia San Diego to broadcast SDSU football and men's basketball games beginning with the 2017 football season.

Select iHeartMedia San Diego radio stations will be the flagship radio outlets for the San Diego State Aztecs' game broadcasts through the FOX Sports College Properties Network. Fans can listen to the game broadcasts locally on 101.5 KGB and XTRA 1360 AM in San Diego, on Fox Sports 1350 in Riverside, and nationwide on iHeartRadio, live streaming radio service.

In addition to the pre-, post- and in-game broadcasts, iHeartMedia San Diego will produce and air a weekly "Coaches Show" with head football coach Rocky Long, and new men's basketball head coach Brian Dutcher. Select SDSU baseball and post-season women's basketball games will be heard on XTRA 1360 AM.



"We are very excited about partnering with iHeart Media San Diego for our radio rights," said SDSU Director of Athletics John David Wicker. "The success of not only our football program, which has won consecutive conference championships and finished in the top 25 last season, our men's basketball program, which has won an unprecedented 10 Mountain West conference championships, but of all of our sports, which have combined to claim 34 team conference titles since the beginning of the 2012-13 season, is something in which the University and the entire San Diego community can take great pride. We look forward to working with iHeart to share the successes of our student-athletes for years to come."

iHeartMedia's Newsradio 600 KOGO, San Diego's News and Information Station, previously held the broadcast rights for SDSU Athletics from 2007 to 2013.

"We are thrilled to welcome back the San Diego State Aztecs to the iHeartMedia family," said Melissa Forrest, President of iHeartMedia's San Diego/Riverside Region. "The partnership is a natural fit, given our past broadcast history with SDSU, our unparalleled reach through our multiple platforms and the widely popular Sky Show association for the past 13 years. We can't wait for the season to start."

Listeners will get their first chance to hear the new broadcast when the SDSU football season opens against UC Davis on Saturday, Sept. 2, 2017. The game also coincides with the 42nd KGB Sky Show, the annual San Diego tradition and "The Biggest Fireworks Show West of the Mississippi."

ESPN / CBS SPORTS NETWORK / MOUNTAIN WEST NETWORK

The Mountain West has exclusive national television rights agreements with CBS Sports Network and ESPN, Inc. CBS Sports Network is the primary rights holder and 2017 will be the network's 12th year broadcasting Mountain West football games.

On March 20, 2013, the Mountain West and ESPN, Inc. announced a long-term agreement, establishing the network as the second national television partner for Conference-controlled 2013 football and men's basketball games.

Between the two networks, at least 44 football games will be televised annually on their various platforms. The CBS Sports Network and ESPN agreements are scheduled to run concurrently through 2019-20.

ABOUT CBS SPORTS NETWORK

CBS Sports Network televises more than 300 live games and over 2,000 hours of original programming every year. The network telecasts Professional Bull Riding (PBR), live football, basketball and more from the Mountain West, Conference USA, Atlantic 10, as well as Army, Navy and the Patriot League.

CBS Sports Network also delivers exclusive coverage of SEC football, live NCAA® Tournament studio analysis, award-winning original productions and much more. CBS Sports Network is the home of both the National Lacrosse League (NLL) and Major League Lacrosse (MLL).

Throughout the year, the network also telecasts a full slate of original programming such as behind-the-scenes series, documentaries and studio coverage featuring expert analysis, predictions, in-depth interviews and more.

ABOUT ESPN

ESPN, Inc., is the world's leading multinational, multimedia sports entertainment company featuring a portfolio of more than 50 multimedia sports assets. The company is comprised of eight U.S. 24-hour television networks (ESPN, ESPN2, ESPNEWS, ESPNU, ESPN Classic, ESPN Deportes, ESPN 3D and Longhorn Network) and five HD simulcast services (ESPN, ESPN2, ESPNU, ESPNEWS and ESPN Deportes). Other businesses include ESPN Regional Television, ESPN International (35 networks, syndication, radio, digital), ESPN Radio (broadcast, satellite, digital, a growing category led by ScoreCenter), ESPN.com (plus a variety of sport-, college-, and market-specific sites), ESPN The Magazine, ESPN Enterprises and espnW. Multi-screen offerings include WatchESPN (access to several ESPN networks online and via an app), ESPN3 (live multi-screen network available online, on the go and via Xbox LIVE) and ESPN Mobile (mobile Web, mobile TV and video, apps, alerts and messaging). Based in Bristol, Conn., ESPN is 80 percent owned by ABC, Inc., which is an indirect subsidiary of The Walt Disney Company. The Hearst Corporation holds a 20 percent interest in ESPN.

ABOUT MOUNTAIN WEST NETWORK

The Mountain West Conference, in collaboration with Campus Insiders continues to expand and enhance the video content and reach of its digital network. Under this unique alliance, the Heartland Emmy award-winning Mountain West Network, powered by Campus Insiders, provides on-demand video content, as well as broadcasts an unprecedented number of live events from the league's 18 sports.

Since its launch in October of 2012, the Mountain West Network has provided fans over 2,000 on-demand videos, while also live-streaming over 3,300 events, including select Conference championships.

Mountain West Network content is available at no cost to viewers and is accessible on multiple devices, including desktop and laptop computers, smartphones and tablets. Fans can also download the official mobile application of the Mountain West on their iPhone, iPod Touch, iPad and Android devices. Visit the App Store or Google Play for details on the free applications.

All Mountain West programming is also available on CampusInsiders.com, the online destination and leading digital content syndication source for college sports. Campus Insiders, a partnership between Silver Chalice Ventures and IMG College, goes beyond the traditional sports media experience, giving dedicated fans an insider's perspective that includes behind-the-scenes content, original video programming (including hosts Bonnie Bernstein and Seth Davis), and live streaming events. Campus Insiders also incorporates the Mountain West into its many existing distribution relationships, including partners on VOD, OTT and IP-Connected platforms.

Additionally, the Mountain West Network powered by Campus Insiders simulcasts all local and regional telecasts online, including ROOT SPORTS-produced football and men's basketball games in markets outside of the ROOT SPORTS footprint, including Cox Communications broadcasts outside of the local market (Las Vegas and San Diego).



FOX SPORTS COLLEGE PROPERTIES

The San Diego State Athletic Department has signed a partnership agreement with FOX Sports to exclusively manage its multimedia rights and sponsorship sales. The rights managed by FOX Sports College Properties, a division of FOX-owned Home Team Sports, will include athletics-related radio, corporate hospitality, in-venue signage, social media integration, promotional activities, and intellectual property rights, as well as other mutually agreed upon inventory.

"We at SDSU Athletics are very excited to be associated with the FOX Sports brand and all that comes with partnering with a leader in collegiate athletics," SDSU Director of Athletics John David Wicker said. "San Diego State is a brand that is on the rise nationally and the relationship with FOX Sports is further proof of that. Being able to align our brand with not only FOX Sports, but schools like Auburn, USC, Georgetown and others that are part of the FOX Family, will only enhance San Diego State athletics."

"Partnering with FOX Sports allows SDSU to create synergies with FOX Sports San Diego and the FOX Sports headquarters in Los Angeles that haven't been available to us before. I'm excited by the new opportunities to grow our national brand by leveraging these new assets that FOX will bring to the table."

"San Diego State is a great addition to FOX Sports' elite portfolio of multimedia partnerships," Home Team Sports President Kyle Sherman said. "We look forward to broadening the San Diego State brand and continue its connection with the San Diego community, and acting on the shared vision of what we will build together."

FOX Sports also brings a unique academic component to the partnership through FOX Sports University, which collaborates with students to find solutions to real world marketing and business challenges, giving them valuable experience and a head start when entering the job market.

San Diego State is the latest addition to a select group of universities in FOX Sports' multimedia rights portfolio, including Auburn, Michigan State, Georgetown, USC, Villanova and the BIG EAST Conference. With the 42nd KGB Sky Show, the annual San Diego tradition.

ABOUT FOX SPORTS COLLEGE PROPERTIES

FOX Sports College Properties, a division of FOX-owned Home Team Sports, is a full-service sales and marketing organization representing some of the biggest brands in college athletics, including Auburn, Georgetown, Michigan State, Southern California, Villanova, and the BIG EAST

Conference. The mission of FOX Sports College Properties is to create long-term strategic partnerships through customized, integrated marketing programs that deliver great value while addressing the needs and objectives of the athletic departments and corporate partners. Additionally, FOX Sports College Properties owns and operates the Continental Tire Las Vegas Invitational and the Continental Tire Las Vegas Classic college basketball tournaments.



COLLEGE PROPERTIES





PRINT MEDIA

San Diego Union-Tribune
PO Box 120191
San Diego, CA 92112
News Desk: (619) 293-1341
Fax: (619) 260-5078
Website: sandiegouniontribune.com
E-Mail: sports@uniontrib.com
Kirk Kenney, Beat Writer(619) 293-1851
Jay Posner, Sports Editor(619) 293-1820
Kevin Acee, Columnist(619) 293-1341
Nick Canepa, Columnist(619) 293-1397
Bryce Miller, Columnist(619) 293-1397

The Daily Aztec
San Diego State University, BAM-2
San Diego, CA 92182-4591
Phone: (619) 594-7817
Fax: (619) 594-1804
Website: thedailyaztec.com
E-Mail: sports@thedailyaztec.com
Zachary Engberg, Sports Editor

FUTURE NON-CONFERENCE OPPONENTS

(Subject to change. Additional opponents to be determined).

2018
Sept. 1 at Stanford
Sept. 8 Sacramento State
Sept. 15 Arizona State
Sept. 22 Eastern Michigan

2019
Aug. 31 Weber State
Sept. 7 at UCLA
Sept. 28 at Eastern Michigan
Nov. 30 Brigham Young

2020
Sept. 5 Sacramento State
Sept. 19 UCLA
Nov. 14 at Brigham Young

2021
Sept. 4 New Mexico State
Sept. 11 at Arizona
Sept. 18 Utah

2022
Sept. 3 Arizona
Sept. 17 at Utah

2023
Sept. 23 UCLA

2024
Sept. 7 Washington State

2025
Sept. 6 at Washington State

2026
Sept. 12 at UCLA

2027
Sept. 18 at Arizona State

2028
Sept. 16 Arizona State

WIRE SERVICE

Associated Press
PO Box 191
San Diego, CA 92112
News Desk: (619) 231-9365
Fax: (619) 291-2098
E-Mail: sandiego@ap.org
Bernie Wilson, Sports Editor

TELEVISION

KSWB (FOX) Channel 5
7191 Engineer Rd.
San Diego, CA 92111
News Desk: (858) 573-6500
Fax: (858) 573-6600
Jason Hendrick, Sports Producer(858) 354-8445
Troy Hirsch, Sports(858) 573-6507

KNSD (NBC) Channel 7
225 Broadway
San Diego, CA 92101
News Desk: (619) 578-0201
Fax: (619) 578-0202
Jim Laslavic, Sports Director(619) 578-0226
Derek Togerson, Sports(619) 578-0215
Todd Strain, Sports(619) 578-0215
Dave Smith, Photographer(619) 250-3853

KFMB (CBS) Channel 8
PO Box 85888
San Diego, CA 92186
News Desk: (858) 495-7587
Fax: (858) 560-0627
Kyle Kraska, Sports Director(858) 495-7588
John Howard, Sports Anchor/Reporter(858) 495-7586
Todd Villalobos, Producer(858) 495-7587

KUSI (IND) Channel 9/51
PO Box 719051
San Diego, CA 92171-9051
News Desk: (858) 505-5014
Fax: (858) 576-9317
Paul Rudy, Sports Director(858) 505-5047
Rick Willis, Sports(858) 505-5032
Brandon Stone, Sports

KGTV (ABC) Channel 10
4600 Air Way
San Diego, CA 92102
News Desk: (619) 237-6383
Fax: (619) 527-0369
Ben Higgins, Sports Director(619) 237-6372
Steve Smith, Sports(619) 237-6314
Jeff LeValley, Chief Photographer(619) 237-6316

RADIO

XTRA Sports (1360 AM) (SDSU Flagship)
9660 Granite Ridge Drive
Suite 100
San Diego, CA 92123-2657
News Desk: (858) 715-3367
Fax: (858) 715-3363; (858) 715-3364
Ted Leitner, SDSU Football Play-By-Play
Local Weekday Lineup:
Nick Hardwick and Judson Richards, 6-9 a.m.
.....Producer: Matt Skrabby
Mark Willard and Rich Ohrmberger, Noon-3 p.m.
.....Producer: Kyle Englehart
The Loose Cannons
Steve Hartman and Mike Costa, 3-6 p.m.
.....Producer: Ernie Martinez

KOGO (600 AM)
9660 Granite Ridge Drive
San Diego, CA 92123-2657
News Desk: (858) 560-6671
Fax: (858) 715-3363; (858) 715-3364

XPRS - The Mighty 1090 (1090 AM)
6160 Cornerstone Ct. #100
San Diego, CA 92121
Phone: (858) 320-0377
Fax: (858) 320-0328
Local Weekday Lineup:
Dan Sileo, 6-9 a.m.
.....Producer: Daniel Reiter
Darren Smith, Noon-3 p.m.
.....Producers: Marty Caswell, Jordan Carruth
Scott Kaplan and Billy Ray Smith, 3-6 p.m.
.....Producer: Alex Padilla

XEPE - ESPN Radio (1700 AM)
6160 Cornerstone Ct. #100
San Diego, CA 92121
Phone: (858) 535-2500
Fax: (858) 320-0328

KFMB Radio (760 AM)
7677 Engineer Road
San Diego, CA 92111
Phone: (858) 292-7600
Fax: (858) 279-7676

2017 Opponents

SEVEN STRAIGHT BOWL GAME APPEARANCES ► 21 CONFERENCE CHAMPIONSHIPS



UC Davis

Sept. 2 • Qualcomm Stadium • San Diego, Calif.

GENERAL INFORMATION

Location: Davis, Calif.
Enrollment: 37,395
Nickname: Aggies
Colors: Yale Blue & Gold
Conference: Big Sky
Stadium: Aggie Stadium (10,849)
Playing Surface: FieldTurf

HEAD COACH

Head Coach: Dan Hawkins
Career Record: 111-61-1 (15 years)
Record at UCD: 0-0
Career Record vs. SDSU: 0-0

TEAM INFORMATION

2016 Record: 3-8 (2-6 Big Sky)
Lettermen R/L: 46/20
Starters Returning: 19

MEDIA INFORMATION

Football SID: Eric Bankston
E-Mail: elbankston@ucdavis.edu
Office Phone: (530) 752-3505
Office Fax: (530) 754-3664
Press Box Phone: (530) 752-9367
Website: ucdavisaggies.com

2017 SCHEDULE

S.2	at San Diego State
S.9	San Diego
S.16	at Portland State*
S.23	at Weber State*
S.30	North Dakota*
O.7	Eastern Washington*
O.21	at Northern Arizona*
O.28	at Cal Poly*
N.4	at Idaho State*
N.11	Southern Utah*
N.18	at Sacramento State*

2016 RESULTS

S.3	at Oregon	L, 28-53
S.10	Southern Oregon	W, 52-35
S.17	at Wyoming	L, 22-45
S.24	Weber State*	L, 35-38
O.1	at Eastern Washington*	L, 30-63
O.8	at Southern Utah*	L, 3-24
O.15	Northern Colorado*	W, 34-21
O.22	at Cal Poly*	L, 16-21
N.5	Portland State*	L, 29-51
N.12	at Montana State*	L, 13-27
N.19	Sacramento State*	W, 48-30



Arizona State

Sept. 9 • Sun Devil Stadium • Tempe, Ariz.

GENERAL INFORMATION

Location: Tempe, Ariz.
Enrollment: 82,000
Nickname: Sun Devils
Colors: Maroon & Gold
Conference: Pac-12
Stadium: Sun Devil Stadium (56,232)
Playing Surface: Grass

HEAD COACH

Head Coach: Todd Graham
Career Record: 88-55 (11 years)
Record at ASU: 39-26 (Five years)
Career Record vs. SDSU: 0-0

TEAM INFORMATION

2016 Record: 5-7 (2-7 Pac-12)
Lettermen R/L: 57/19
Starters Returning: 15

MEDIA INFORMATION

Football SID: Mark Brand
E-Mail: mark.brand@asu.edu
Office Phone: (480) 965-6592
Office Fax: (480) 965-5408
Press Box Phone: (480) 965-6207
Website: thesundevils.com

2017 SCHEDULE

A.31	New Mexico State
S.9	San Diego State
S.16	at Texas Tech
S.23	Oregon*
S.30	at Stanford*
O.14	Washington*
O.21	at Utah*
O.28	USC*
N.4	Colorado*
N.11	at UCLA*
N.18	Oregon State*
N.25	Arizona*

2016 RESULTS

S.3	Northern Arizona	W, 44-13
S.10	Texas Tech	W, 68-55
S.16	at UTSA	W, 32-28
S.24	California*	W, 51-21
O.1	at USC*	L, 20-41
O.8	UCLA*	W, 23-20
O.15	at Colorado*	L, 16-40
O.22	Washington State*	L, 32-37
O.29	at Oregon*	L, 35-54
N.10	Utah*	L, 26-49
N.19	at Washington*	L, 18-44
N.25	at Arizona*	L, 35-56



Stanford

Sept. 16 • Qualcomm Stadium • San Diego, Calif.

GENERAL INFORMATION

Location: Stanford, Calif.
Enrollment: 18,136
Nickname: Cardinal
Colors: Cardinal & White
Conference: Pac-12
Stadium: Stanford Stadium (50,424)
Playing Surface: Grass

HEAD COACH

Head Coach: David Shaw
Career Record: 64-17 (Six years)
Record at Stanford: Same
Career Record vs. SDSU: 0-0

TEAM INFORMATION

2016 Record: 10-3 (6-3 Pac-12)
Lettermen R/L: N/A
Starters Returning: 16

MEDIA INFORMATION

Football SID: Alan George
E-Mail: alan.george@stanford.edu
Office Phone: (574) 340-3977
Office Fax: (650) 725-2957
Press Box Phone: (650) 723-4418
Website: gostanford.com

2017 SCHEDULE

A.26	vs. Rice (@ Sydney, Australia)
S.9	at USC*
S.16	at San Diego State
S.23	UCLA*
S.30	Arizona State*
O.7	at Utah*
O.14	Oregon*
O.26	at Oregon State*
N.4	at Washington State*
N.10	Washington*
N.18	California*
N.25	Notre Dame

2016 RESULTS

S.2	Kansas State	W, 26-13
S.17	USC*	W, 27-10
S.24	at UCLA*	W, 22-13
S.30	at Washington*	L, 6-44
O.8	Washington State*	L, 16-42
O.15	at Notre Dame	W, 17-10
O.22	Colorado*	L, 5-10
O.29	at Arizona*	W, 34-10
N.5	Oregon State*	W, 26-15
N.12	at Oregon*	W, 52-27
N.19	California*	W, 45-31
N.26	Rice	W, 41-17
D.30	North Carolina^	W, 25-23

^ - Sun Bowl



Air Force

Sept. 23 • Falcon Stadium • Colorado Springs, Colo.

GENERAL INFORMATION

Location: Colorado Springs, Colo.
Enrollment: 4,000
Nickname: Falcons
Colors: Blue & Silver
Conference: Mountain West
Stadium: Falcon Stadium (46,692)
Playing Surface: FieldTurf

HEAD COACH

Head Coach: Troy Calhoun
Career Record: 77-53 (11 years)
Record at Air Force: Same
Career Record vs. SDSU: 3-6

TEAM INFORMATION

2016 Record: 10-3 (5-3 MW)
Lettermen R/L: 80/29
Starters Returning: 8

MEDIA INFORMATION

Football SID: Troy Garnhart
E-Mail: troy.garnhart@usafa.edu
Office Phone: (719) 333-9263
Office Fax: (719) 333-3798
Press Box Phone: (719) 333-1100
Website: goairforcefalcons.com

2017 SCHEDULE

S.2	VMI
S.16	at Michigan
S.23	San Diego State*
S.30	at New Mexico*
O.7	at Navy
O.14	UNLV*
O.20	at Nevada*
O.28	at Colorado State*
N.4	Army
N.11	Wyoming*
N.18	at Boise State*
N.25	Utah State*

2016 RESULTS

S.3	Abilene Christian	W, 37-21
S.10	Georgia State	W, 48-14
S.24	at Utah State*	W, 27-20
O.1	Navy	W, 28-14
O.8	at Wyoming*	L, 26-35
O.15	New Mexico#	L, 40-45
O.22	Hawaii* (2ot)	L, 27-34
O.28	at Fresno State*	W, 31-21
N.5	at Army*	W, 31-12
N.12	Colorado State*	W, 49-46
N.19	at San José State*	W, 41-38
N.25	Boise State*	W, 27-20
D.30	South Alabama^	W, 45-21

- Dallas, Texas

^ - Arizona Bowl

2017 Opponents

SEVEN STRAIGHT BOWL GAME APPEARANCES ► 21 CONFERENCE CHAMPIONSHIPS



Northern Illinois

Sept. 30 • Qualcomm Stadium • San Diego, Calif.

GENERAL INFORMATION

Location: DeKalb, Ill.
Enrollment: 21,138
Nickname: Huskies
Colors: Cardinal & Black
Conference: Mid-American
Stadium: Huskie Stadium (23,595)
Playing Surface: FieldTurf

HEAD COACH

Head Coach: Rod Carey
Career Record: 36-19 (Four years)
Record at NIU: Same
Career Record vs. SDSU: 0-1

TEAM INFORMATION

2016 Record: 5-7 (5-3 MAC)
Lettermen R/L: NA
Starters Returning: NA

MEDIA INFORMATION

Football SID: Donna Turner
E-Mail: donnaturner@niu.edu
Office Phone: (815) 753-9513
Office Fax: (815) 753-9540
Press Box Phone: (815) 753-0609 or 0630
Website: niuhuskies.com

2017 SCHEDULE

S.1 Boston College
S.9 Eastern Illinois
S.16 at Nebraska
S.30 at San Diego State
O.7 Kent State*
O.14 at Buffalo*
O.21 at Bowling Green*
O.26 Eastern Michigan*
N.2 at Toledo*
N.9 Ball State*
N.15 Western Michigan*
N.24 at Central Michigan*

2016 RESULTS

S.3 at Wyoming L, 34-40
S.10 at South Florida L, 17-48
S.17 San Diego State L, 28-42
S.24 Western Illinois L, 23-28
O.1 at Ball State* W, 31-24
O.8 at Western Michigan* L, 30-45
O.15 Central Michigan* L, 28-34
O.22 Buffalo* W, 44-7
N.1 Bowling Green* W, 45-20
N.9 Toledo* L, 24-31
N.16 at Eastern Michigan* W, 31-24
N.25 at Kent State* W, 31-21



UNLV

Oct. 7 • Sam Boyd Stadium • Las Vegas, Nev.

GENERAL INFORMATION

Location: Las Vegas, Nev.
Enrollment: 29,000
Nickname: Rebels
Colors: Scarlet & Gray
Conference: Mountain West
Stadium: Sam Boyd Stadium (35,500)
Playing Surface: TurfTech

HEAD COACH

Head Coach: Tony Sanchez
Career Record: 7-17 (Two years)
Record at UNLV: Same
Career Record vs. SDSU: 0-2

TEAM INFORMATION

2016 Record: 4-8 (3-5 MW)
Lettermen R/L: 46/20
Starters Returning: 13

MEDIA INFORMATION

Football SID: Mark Wallington
E-Mail: mark.wallington@unlv.edu
Office Phone: (702) 895-4472
Office Fax: (702) 895-0989
Press Box Phone: (702) 895-1248
Website: unlvrebels.com

2017 SCHEDULE

S.2 Howard
S.9 at Idaho
S.23 at Ohio State
S.30 San José State*
O.7 San Diego State*
O.14 at Air Force*
O.21 Utah State*
O.28 at Fresno State*
N.4 Hawai'i*
N.10 Brigham Young
N.17 at New Mexico*
N.25 at Nevada*

2016 RESULTS

S.1 Jackson State W, 63-13
S.10 at UCLA L, 21-42
S.17 at Central Michigan L, 21-44
S.24 Idaho (ot) L, 30-33
O.1 Fresno State* W, 45-20
O.8 at San Diego State* L, 7-26
O.15 at Hawai'i* W, 41-38
O.22 Colorado State* L, 23-42
O.29 at San José State* L, 24-30
N.12 Wyoming* (3ot) W, 69-66
N.18 at Boise State* L, 25-42
N.26 Nevada* L, 10-45



Boise State

Oct. 14 • Qualcomm Stadium • San Diego, Calif.

GENERAL INFORMATION

Location: Boise, Idaho
Enrollment: 23,886
Nickname: Broncos
Colors: Blue & Orange
Conference: Mountain West
Stadium: Albertsons Stadium (36,387)
Playing Surface: Blue Field Turf

HEAD COACH

Head Coach: Bryan Harsin
Career Record: 38-14 (Four years)
Record at BSU: 31-9
Career Record vs. SDSU: 1-0

TEAM INFORMATION

2016 Record: 10-3 (6-2 MW)
Lettermen R/L: 38/27
Starters Returning: 9

MEDIA INFORMATION

Football SID: Joe Nickell
E-Mail: joenickell@boisestate.edu
Office Phone: (208) 426-3868
Office Fax: (208) 426-1778
Press Box Phone: (208) 426-1408
Website: broncosports.com

2017 SCHEDULE

S.2 at Troy
S.9 at Washington State
S.14 New Mexico*
S.22 Virginia
O.6 at Brigham Young
O.14 at San Diego State*
O.21 Wyoming*
O.28 at Utah State*
N.4 Nevada*
N.11 at Colorado State*
N.18 Air Force*
N.25 at Fresno State*

2016 RESULTS

S.3 at Louisiana W, 45-10
S.10 Washington State W, 31-28
S.24 at Oregon State W, 38-24
O.1 Utah State* W, 21-10
O.7 at New Mexico* W, 49-21
O.15 Colorado State* W, 28-23
O.20 Brigham Young W, 28-27
O.29 at Wyoming* L, 28-30
N.4 San José State* W, 49-31
N.12 at Hawai'i* W, 52-16
N.18 UNLV* W, 42-25
N.25 at Air Force* L, 20-27
D.27 Baylor^A L, 12-31
^A - Cactus Bowl



Fresno State

Oct. 21 • Qualcomm Stadium • San Diego, Calif.

GENERAL INFORMATION

Location: Fresno, Calif.
Enrollment: 24,136
Nickname: Bulldogs
Colors: Red & Blue
Conference: Mountain West
Stadium: Bulldog Stadium (41,031)
Playing Surface: FieldTurf

HEAD COACH

Head Coach: Jeff Tedford
Career Record: 82-57 (11 years)
Record at Fresno State: 0-0
Career Record vs. SDSU: 0-0

TEAM INFORMATION

2016 Record: 1-11 (0-8 MW)
Lettermen R/L: 42/16
Starters Returning: 18

MEDIA INFORMATION

Football SID: Matt Burkholder
E-Mail: mburkholder@csufresno.edu
Office Phone: (559) 278-6577
Office Fax: (559) 278-4689
Press Box Phone: (559) 278-5951
Website: gobulldogs.com

2017 SCHEDULE

S.2 Incarnate Word
S.9 at Alabama
S.16 at Washington
S.30 Nevada*
O.7 at San José State*
O.14 New Mexico*
O.21 at San Diego State*
O.28 UNLV*
N.4 Brigham Young
N.11 at Hawai'i*
N.18 at Wyoming*
N.25 Boise State*

2016 RESULTS

S.3 at Nebraska L, 10-43
S.10 Sacramento State W, 31-3
S.17 at Toledo L, 17-52
S.24 Tulsa L, 41-48
O.1 at UNLV* L, 20-45
O.8 at Nevada* L, 22-27
O.14 San Diego State* L, 3-17
O.22 at Utah State* L, 20-38
O.28 Air Force* L, 21-31
N.5 at Colorado State* L, 0-37
N.19 Hawai'i* L, 13-14
N.26 San José State* L, 14-16

2017 Opponents

SEVEN STRAIGHT BOWL GAME APPEARANCES ► 21 CONFERENCE CHAMPIONSHIPS



Hawai'i

Oct. 28 • Aloha Stadium • Honolulu, Hawaii

GENERAL INFORMATION

Location: Honolulu, Hawaii
Enrollment: 20,000
Nickname: Rainbow Warriors
Colors: Green, Black, White & Silver
Conference: Mountain West
Stadium: Aloha Stadium (50,000)
Playing Surface: Synthetic Infilled Turf

HEAD COACH

Head Coach: Nick Rolovich
Career Record: 7-7 (One year)
Record at Hawai'i: Same
Career Record vs. SDSU: 0-1

TEAM INFORMATION

2016 Record: 7-7 (4-4 MW)
Lettermen Returning/Lost: 54/19
Starters Returning: 15

MEDIA INFORMATION

Football SID: Derek Inouchi
E-Mail: inouchi@hawaii.edu
Office Phone: (808) 956-4478
Office Fax: (808) 956-4470
Press Box Phone: (808) 486-1800
Website: hawaiiathletics.com

2017 SCHEDULE

A.26 at Massachusetts
S.2 Western Carolina
S.9 at UCLA
S.23 at Wyoming*
S.30 Colorado State*
O.7 at Nevada*
O.14 San José State*
O.28 San Diego State*
N.4 at UNLV*
N.11 Fresno State*
N.18 at Utah State*
N.25 Brigham Young

2016 RESULTS

A.26 California# L, 31-51
S.3 at Michigan L, 3-63
S.10 Tennessee-Martin W, 41-26
S.17 at Arizona L, 28-47
O.1 Nevada* W, 38-17
O.8 at San José State* W, 34-17
O.15 UNLV* L, 38-41
O.22 at Air Force* W, 34-27
O.29 New Mexico* L, 21-28
N.5 at San Diego State* L, 0-55
N.12 Boise State* L, 16-52
N.19 at Fresno State* W, 14-13
N.26 Massachusetts W, 46-40
D.24 Middle Tennessee^ W, 52-35
- Sydney, Australia ^ - Hawai'i Bowl



San José State

Nov. 4 • CEFCU Stadium • San Jose, Calif.

GENERAL INFORMATION

Location: San José, Calif.
Enrollment: 29,164
Nickname: Spartans
Colors: Gold, White & Blue
Conference: Mountain West
Stadium: CEFCU Stadium (30,456)
Playing Surface: FieldTurf

HEAD COACH

Head Coach: Brent Brennan
Career Record: 0-0
Record at SJSU: Same
Career Record vs. SDSU: 0-0

TEAM INFORMATION

2016 Record: 4-8 (3-5 MW)
Lettermen R/L: 53/16
Starters Returning: 17

MEDIA INFORMATION

Football SID: Lawrence Fan
E-Mail: lawrence.fan@sjsu.edu
Office Phone: (408) 924-1217
Office Fax: (408) 924-1291
Press Box Phone: (408) 924-1234
Website: sjsuspartans.com

2017 SCHEDULE

A.26 South Florida
S.3 Cal Poly
S.9 at Texas
S.16 at Utah
S.23 Utah State*
S.30 at UNLV*
O.7 Fresno State*
O.14 at Hawai'i*
O.28 at Brigham Young
N.4 San Diego State*
N.11 at Nevada*
N.18 at Colorado State*
N.25 Wyoming*

2016 RESULTS

S.3 at Tulsa L, 10-45
S.10 Portland State W, 66-35
S.17 Utah L, 17-34
S.24 at Iowa State L, 10-44
O.1 at New Mexico* L, 41-48
O.8 Hawai'i* L, 17-34
O.15 Nevada* W, 14-10
O.21 at San Diego State* L, 3-42
O.29 UNLV* W, 30-24
N.4 at Boise State* L, 31-45
N.19 Air Force* L, 38-41
N.26 at Fresno State* W, 16-14



Nevada

Nov. 18 • Qualcomm Stadium • San Diego, Calif.

GENERAL INFORMATION

Location: Reno, Nev.
Enrollment: 19,000
Nickname: Wolf Pack
Colors: Navy Blue & Silver
Conference: Mountain West
Stadium: Mackay Stadium (30,000)
Playing Surface: FieldTurf

HEAD COACH

Head Coach: Jay Norvell
Career Record: 0-0
Record at Nevada: Same
Career Record vs. SDSU: 0-0

TEAM INFORMATION

2016 Record: 5-7 (3-5 MW)
Lettermen R/L: 33/25
Starters Returning: 12

MEDIA INFORMATION

Football SID: Chad Hartley
E-Mail: hartleyc@unr.edu
Office Phone: (775) 682-6982
Office Fax: (775) 784-4386
Press Box Phone: (775) 784-6845
Website: nevadawolfpack.com

2017 SCHEDULE

S.2 at Northwestern
S.10 at Nebraska
S.17 UC Davis
S.23 at Eastern Michigan
O.1 at Colorado State*
O.8 Air Force*
O.22 at Nevada*
O.29 Boise State*
N.5 Utah State*
N.12 at UNLV*
N.19 San Diego State*
N.26 at New Mexico*

2016 RESULTS

S.2 Cal Poly (ot) W, 30-27
S.10 at Notre Dame L, 10-39
S.17 Buffalo W, 38-14
S.24 at Purdue L, 14-24
O.1 at Hawai'i* L, 17-38
O.8 Fresno State* W, 27-22
O.15 at San José State* L, 10-14
O.22 Wyoming* L, 34-42
N.5 at New Mexico* L, 26-35
N.12 San Diego State* L, 16-46
N.19 Utah State* W, 38-37
N.26 at UNLV* W, 45-10



New Mexico

Nov. 24 • Qualcomm Stadium • San Diego, Calif.

GENERAL INFORMATION

Location: Albuquerque, N.M.
Enrollment: 27,353
Nickname: Lobos
Colors: Cherry & Silver
Conference: Mountain West
Stadium: Dreamstyle Stadium (39,224)
Playing Surface: FieldTurf

HEAD COACH

Head Coach: Bob Davie
Career Record: 62-61 (10 years)
Record at UNM: 27-37 (Five years)
Career Record vs. SDSU: 0-2

TEAM INFORMATION

2016 Record: 9-6 (6-2 MW)
Lettermen R/L: 42/26
Starters Returning: 11

MEDIA INFORMATION

Football SID: Frank Mercogiano
E-Mail: fmercog@unm.edu
Office Phone: (505) 925-5520
Office Fax: (505) 925-5529
Press Box Phone: (505) 925-5573
Website: golobos.com

2017 SCHEDULE

S.2 Abilene Christian
S.9 New Mexico State
S.14 at Boise State
S.23 at Tulsa
S.30 Air Force*
O.14 at Fresno State*
O.20 Colorado State*
O.28 at Wyoming*
N.4 Utah State*
N.11 at Texas A&M
N.17 UNLV*
N.24 at San Diego State*

2016 RESULTS

S.1 South Dakota W, 48-21
S.10 at New Mexico State L, 31-32
S.17 at Rutgers L, 28-37
O.1 San José State* W, 48-41
O.7 Boise State* L, 21-49
O.15 Air Force# W, 45-40
O.22 Louisiana-Monroe* W, 59-17
O.29 at Hawai'i* W, 28-21
N.5 Nevada* W, 35-26
N.12 at Utah State* W, 24-21
N.19 at Colorado State* L, 31-49
N.26 Wyoming* W, 56-35
D.17 UTSA^ W, 23-20
- Dallas, Texas ^ - New Mexico Bowl

Composite Schedule



SEVEN STRAIGHT BOWL GAME APPEARANCES ► 21 CONFERENCE CHAMPIONSHIPS

	UC Davis	Arizona State	Stanford	Air Force	Northern Illinois	UNLV	Boise State	Fresno State	Hawai'i	San José State	Nevada	New Mexico
Aug. 26	Open	Open	vs. Rice	Open	Open	Open	Open	Open	at UMass	South Florida	Open	Open
Sept. 2		New Mexico State (Aug. 31)	at USC	VMI	Boston College	Howard	Troy	Incarnate Word	Western Carolina	Cal Poly	at Northwestern	Abilene Christian
Sept. 9	San Diego		at USC	Open	Eastern Illinois	at Idaho	at Washington State	at Alabama	at UCLA	at Texas	Toledo	New Mexico State
Sept. 16	at Portland State	at Texas Tech		at Michigan	at Nebraska	Open	New Mexico (Sept. 14)	at Washington	Open	at Utah	Idaho State	at Boise State (Sept. 14)
Sept. 23	at Weber State	Oregon	UCLA		Open	at Ohio State	Virginia (Sept. 22)	Open	at Wyoming	Utah State	at Washington State	at Tulsa
Sept. 30	North Dakota	at Stanford	Arizona State	at New Mexico		San José State	Open	Nevada	Colorado State	at UNLV	at Fresno State	Air Force
Oct. 7	Eastern Washington	Open	at Utah	at Navy	Kent State		at Brigham Young (Oct. 6)	at San José State	at Nevada	Fresno State	Hawai'i	Open
Oct. 14	Open	Washington	Oregon	UNLV	at Buffalo	at Air Force		New Mexico	San José State	at Hawai'i	at Colorado State	at Fresno State
Oct. 21	at Northern Arizona	at Utah	Open	at Nevada (Oct. 20)	at Bowling Green	Utah State	Wyoming		Open	Open	Air Force (Oct. 20)	Colorado State (Oct. 20)
Oct. 28	Cal Poly	USC	at Oregon State (Oct. 26)	at Colorado State	Eastern Michigan (Oct. 26)	at Fresno State	at Utah State	UNLV		at Brigham Young	Open	Wyoming
Nov. 4	at Idaho State	Colorado	at Washington State	Army	at Toledo (Nov. 2)	Hawai'i	Nevada	Brigham Young	UNLV		at Boise State	Utah State
Nov. 11	Southern Utah	at UCLA	Washington (Nov. 10)	Wyoming	Ball State (Nov. 9)	Brigham Young (Nov. 10)	at Colorado State	at Hawai'i	Fresno State	at Nevada	San José State	at Texas A&M
Nov. 18	at Sacramento State	at Oregon State	California	at Boise State	Western Michigan (Nov. 15)	at New Mexico (Nov. 17)	Air Force	at Wyoming	at Utah State	at Colorado State		UNLV (Nov. 17)
Nov. 24	Open	Arizona (Nov. 25)	Notre Dame (Nov. 25)	Utah State	at Central Michigan	at Nevada	at Fresno State (Nov. 25)	Boise State (Nov. 25)	Brigham Young (Nov. 25)	Wyoming (Nov. 25)	UNLV	