

2 0 1 7 M O N A R C H F O O T B A L L



1 BRANDON ADDISON
Senior - Cornerback




BOBBY WILDER
Head Coach



21 JONATHAN DUHART
Senior - Wide Receiver

ODU

TM



C-USA

2017 Media Information

ODU QUICK FACTS

Location:Norfolk, VA 23529
 Nickname: Monarchs
 Founded: 1930 (as the Norfolk Division
 of the College of William & Mary)
 Enrollment:24,828
 School Colors:Slate Blue (PMS 540), Silver (PMS 877), &
 Light Blue (PMS 283)
 Stadium Name: Foreman Field at S.B. Ballard Stadium
 Capacity:20,118
 Surface:Astroturf GameDay Grass 3D
 Affiliation: NCAA Division I Bowl Subdivision (FBS)
 Conference:Conference USA
 Athletic Ticket Office:757-683-4444
 Press Box Phone:757-683-3842
 Returning Starters..... 16
 Offense.....8
 Defense.....6
 Special Teams.....2
 Letterwinners Returning..... 46
 Letterwinners Lost 15

ADMINISTRATION

President:John R. Broderick
 Alma Mater:Northeastern
 Athletic Director: Dr. Camden Wood Selig
 Alma Mater:Washington & Lee
 Faculty Athletic Rep:.....Tim Seibles
 Senior Associate AD /Football: Bruce Stewart

SOCIAL MEDIA

ODU Athletics Website: www.ODUSports.com
 Facebook: Old Dominion Athletics/ODU Football
 Twitter:@ODUSports/@ODUFootball
 YouTube: www.YouTube.com/ODUSports

FOOTBALL COACHING STAFF

Head Coach:Bobby Wilder (Maine '87)
 Record at ODU:67-30 (8 seasons)
 Overall Record:67-30 (8 seasons)
 Assoc. HC/Offensive Coordinator:Brian Scott (Maine '00)
 Defensive Coordinator/Linebackers:Rich Nagy (Trinity '87)
 Asst. Head Coach/Defensive Line:Jeff Comissiong (Maine '97)
 Wide Receivers:Arick Forrest (Ohio State '11)
 Recruiting Coordinator/Safeties:Kermit Buggs (Norfolk State '95)
 Special Teams Coord./Running Backs: Charles Bankins (James Madison '94)
 Cornerbacks:Sam Perryman (Lehigh '04)
 Offensive Line: Chris Malone (Virginia Tech '96)
 Pass Game Coordinator/Quarterbacks:Ron Whitcomb (Maine '06)

SUPPORT STAFF

Director of Sports Performance:Ryan Martin
 Assistant Director of Sports Performance: Joe Makovec
 Head Athletic Equipment ManagerDaniel Cornier
 Assistant Equipment Manager: Mitch Laabs
 Video Coordinator:.....Wendell Mitchem
 Football Events Specialist..... Kaylah Hughes
 Head Athletic Trainer – Football Phillip Wilkerson
 Assistant Athletic Trainer TBA
 Academic AdvisorReagan Hill
 Sideline Communications Tech..... Rodney Harmon
 Sideline Communications Tech.....Guy Williams

ATHLETIC COMMUNICATIONS

Assistant AD for Communications (FB Contact): Eric Bohannon
 Email:..... ebohanno@odu.edu
 Office/Cell:..... 757-683-3374/757-375-0244
 ODU Athletic Communications Office:.....757-683-3372
 ODU Athletic Communications Fax:757-683-3119
 ODU Communications Address: Jim Jarrett Athletic Admin. Bldg.
Norfolk, VA 23529

2017 ODU Schedule

Date	Opponent	Location	Time	TV	ODU Against Opp.
Sept. 2	Albany	Norfolk, Va,	6 p.m.	TBA	1-0
Sept. 9	Massachusetts	Amherst, Mass.	TBA	TBA	2-0
Sept. 16	North Carolina	Norfolk, Va.	3:30 p.m.	STADIUM	0-1
Sept. 23	Virginia Tech	Blacksburg, Va.	TBA	TBA	First Meeting
Oct. 7	Florida Atlantic	Norfolk, Va.	6 p.m.	STADIUM	2-1
Oct. 14	Marshall	Huntington, W. Va.	2:30 p.m.	ESPN3	1-2
Oct. 20	WKU	Norfolk, Va.	TBA	CBS Sports	0-3
Oct. 28	North Texas	Denton, Texas	TBA	TBA	First Meeting
Nov. 4	Charlotte	Norfolk, Va.	3:30 p.m.	ESPN3	2-0
Nov. 11	FIU	Miami, Fla.	TBA	TBA	2-1
Nov. 18	Rice	Norfolk, Va.	2 p.m.	ESPN3	1-0
Nov. 25	Middle Tennessee	Murfreesboro, Tenn.	TBA	ESPN3	0-1

Credits

The Monarch Football Media Supplement is a publication of the Old Dominion University office of Athletic Public Relations. EDITORS: Eric Bohannon - Assistant Athletic Director for Communications, WRITTEN BY: Eric Bohannon - Assistant Athletic Director for Communications. LAYOUT AND DESIGN: Eric Bohannon, Chrisie Brown. COVER DESIGN: Chrisie Brown - Director of Creative Services. SPECIAL ASSISTANCE: Ted Alexander - Senior Associate Athletic Director/External Communications, Tina Price - Assistant Athletic Director for Creative/Video Services, Chrisie Brown - Director of Creative Services, Grant Gardner - Associate Athletic Communications Director, Alysse Maynard - Assistant Athletic Communications Director, Tim Wentz - Assistant Athletic Communications Director - Pete McPhillips. PHOTOGRAPHY: Rick Voight (RSVP Media), Brian Schneider, Keith Lucas, Bob Bradlee, Steve Chinnis, Chuck LeClaire, John Toomey, Chuck Thomas, Buffalo Bills, Steve Roberts, Brendan Maloney, Bryan Gayoso, Buffalo Bills, Detroit Lions, Minnesota Vikings, James V. Biever/Green Bay Packers, Rick Wilson/Jacksonville Jaguars, Seattle Seahawks, Miami Dolphins, BC Lions, Calgary Stampeders, Ottawa REDBLACKS, Dale MacMillan - Edmonton Eskimos, Washington Redskins, Philadelphia Eagles, Andrew Weber, Charles Winslow, Bobby McDuffie, Falecia Collier, The Virginian Pilot, Joe Imel, Jorge Salgado, Jason Cooper, Jay Haeseker. PRINTING: Colley Avenue Copies and Graphics. Old Dominion University is an affirmative action/equal opportunity institution. This publication was printed without the support of tax dollars from the Commonwealth of Virginia.



2016 POPEYES BAHAMAS BOWL CHAMPIONS

- 10-3 record and 7-1 Conference USA record - first 10-win season as FBS program
- First bowl game and bowl victory in school history - defeated Eastern Michigan 24-20
- Youngest FBS program to reach 10 wins since Division I was formed in 1978
- Ray Lawry was named bowl game offensive MVP with 133 yards rushing
- TJ Ricks was named defensive MVP with nine tackles and one tackle for loss
- ODU led Conference USA in rushing offense, turnover margin and fewest penalties
- The Monarchs finished in the top-10 nationally in fewest turnovers lost, fewest passes intercepted, turnover margin, kick return defense, fewest fumbles lost and tackles for loss allowed.



Media Information

The 2017 Old Dominion University Football Media Guide has been designed for use by local and national media and Monarch fans. Additional information including press releases, photos, and video footage is available by request to accredited media outlets. Any questions not covered in this publication can be directed to the Old Dominion University Sports Information Office.

CREDENTIALS

Credentials for Old Dominion University home games are issued to working media only and must be visible at all times for access to the press box. Requests should be made as soon as possible, to Eric Bohannon, Associate Director of Athletic Communications at Room 1102, Athletic Administration Building, Old Dominion University, Norfolk, VA 23529 or ebohanno@odu.edu. Season credentials will be granted to daily newspapers and television/radio stations that cover the Monarchs on a regular basis. Other media outlets will be granted credentials on a single-game, space available basis at the discretion of the Athletic Communications Office. Requests for single-game credentials should arrive no later than 48 hours prior to the day of the game.

Credentials will be mailed if time permits or can be picked up at the Sports Information Office in Room 1102 of the Athletic Administration Building, until 5:00 p.m. the day before the game. Otherwise, they will be left at the media will-call at Foreman Field at S.B. Ballard Stadium located on Bluestone Ave.

PARKING

Parking will be issued as credential requests are received. As space allows, media will be issued a tag for the Red Parking Garage located at the corner of 49th Street and Bluestone Ave. Overflow parking is located in the garages on 43rd and 45th street off of Hampton Blvd.

PRACTICE COVERAGE

Please contact the Athletic Communications Office in advance to determine the status of practice and gain clearance into the workout.

WEEKLY PRESS CONFERENCE

Head coach Bobby Wilder will host a weekly media conference each Monday before a Saturday game. The weekly press conference will be held in the ODU Football Team Room in the L.R. Hill Sports Complex at noon on Mondays. Wilder's press conference will also be archived on ODUSports.com. Contact the ODU Athletic Communications Office about attending the Monday press conferences.

STUDENT-ATHLETE INTERVIEWS

All Monarch student-athletes will be available throughout the season. During the season, selected student-athletes will be available following morning practices at the L.R. Hill Sports Complex on Tuesdays, Wednesdays and Thursdays. All student-athlete interviews must be arranged through the Athletic Communications Office. To ensure availability, please allow 24-hour notice prior to your need for a student-athlete interview.

BOBBY WILDER INTERVIEWS

Head coach Bobby Wilder is available to the media at his weekly Monday press conferences, which begin at noon in the Football Team Room on the second floor of the L.R. Hill Sports Complex. Wilder is also available for phone, in-person, and television interviews by appointment. To ensure availability, please allow 24-hour notice prior to your need for Coach Wilder.

BOBBY WILDER COACH'S SHOW

Voice of the Monarchs Ted Alexander hosts this weekly hour-long radio show at 7 p.m. on Thursday's (Check ODUSports.com for schedule changes) from Wild Wing Cafe in Chesapeake. In addition to the local airing on ESPN 94.1 FM the show can be heard live on WNTW 820 am/97.7 The Answer, and WLVA 94.1 FM/Fox Sports 580 AM in the Lynchburg market.

POSTGAME INTERVIEWS

Following a brief cooling-off period, the visiting team's head coach and student-athletes will be available outside the visiting team locker room. ODU officials will collect requests for visiting student-athletes and the media can meet the visiting SID outside of the visiting locker room. Coach Wilder and requested ODU student-athletes will be brought into the media room located underneath section 103. Requests for players will be collected in the press box, midway through the fourth quarter. The locker room and training area are closed to the media.

PHOTOGRAPHERS

Photographers will not be allowed on the sideline without a visible credential and armband issued by the Old Dominion University Athletic Communications Office. Under NCAA and Conference USA guidelines, photographers are not allowed between the 25-yard lines. Credential holders not working will be asked to leave the sidelines.

RADIO BROADCASTING

All visiting radio stations requesting to broadcast a contest at Foreman Field must contact the Athletic Communications Office at least one week prior to the game. Analog, ethernet, and wireless internet are available.

MONARCHS ON THE WEB

The Old Dominion University athletic website is located at ODUSports.com for all up-to-date statistics, schedules and results on all Monarch programs. ODU is also on Facebook at ODU Football and on Twitter, @ODUFootball.

Old Dominion Athletic Communications

ODU Athletic Communications Office:.....757-683-3372
ODU Athletic Communications Fax:.....757-683-3119
ODU Communications Address:.....Jim Jarrett Athletic Admin. Bldg.
.....Norfolk, VA 23529

Asst. AD Athletic Communications:..... Eric Bohannon
Office/Cell:.....757-683-3374/757-375-0244
Email:..... ebohanno@odu.edu

Associate Director:.....Grant Gardner
Email:.....gagardne@odu.edu

Asst. Director:.....Tim Wentz
Email:.....TWentz@odu.edu

Asst. Director:.....Alysse Maynard
Email:.....AMaynard@odu.edu

Media Information



Media List

Print Media

Virginian Pilot
 150 W. Brambleton Avenue
 Norfolk, VA. 23510
 Phone: (757)446-2366
 Fax: (757)533-9004
 Website: www.pilotonline.com

Daily Press
 703 Mariners Row
 Newport News, VA 23606
 Phone: (757)247-4630 or 4643
 Fax: (757)247-9420
 Website: www.dailypress.com

Richmond Times Dispatch
 P.O. Box 85333
 Richmond, VA. 23293
 Phone: (804)649-6554
 Fax: (804)775-8059
 Website: www.timesdispatch.com

Washington Post
 1150 15th Street, NW
 Washington, DC. 20071
 Phone: (202)334-7350
 Fax: (804)334-7685
 Website: www.washingtonpost.com

ODU Mace & Crown
 Webb Student Center
 Norfolk, VA. 23529
 Phone: (757)683-3452
 Website: www.maceandcrown.com

Electronic Media

WTKR TV(CBS)
 720 Boush Street
 Norfolk, VA 23510
 Phone: (757)446-1352
 Fax: (757)446-1376
 Website: www.wtkr.com

WAVY TV(NBC)
 300 Wavy Street
 Portsmouth, VA. 23704
 Phone: (757)673-5440
 Fax: (757)397-8279
 Website: www.wavy.com

WVEC TV(ABC)
 613 Woodis Avenue
 Norfolk, VA. 23510
 Phone: (757)628-6200
 Fax: (757)628-5855
 Website: www.wvec.com

WVBT TV 43 (Fox)
 301 Wythe Street
 Portsmouth, VA 23704
 Phone: (757)393-4343
 Fax: (757)393-7615
 Website: www.fox43tv.com

American Sports Network
 1100 Fairfield Dr.
 West Palm Beach, FL 33407
 Website: www.americansportsnetwork.com

Wire Services

Associated Press
 Suite 1380, 700 E. Main Street
 Richmond, VA. 23219
 Phone: (804)643-6646
 Inside VA: 1-800-552-9935
 Fax: (804)643-6223

Conference

Conference USA
 5201 N. O'Connor Blvd.
 Suite 300
 Irving, TX 75039
 Phone: (214)774-1300
 Fax: (804) 496-0055
 Website: www.conferenceusa.com


Radio Stations

ESPN Radio 94.1
 5589 Greenwich Road - Suite 200
 Virginia Beach, VA. 23462
 Phone: (757)671-1000
 Fax: (757)671-1313
 Website: www.espnradio941.com

WNTW 820 am/97.7 The Answer
 - Richmond

Fox Sports 580 AM - Lynchburg

WODU (student station)
 Webb University Center
 Norfolk, VA 23529
 Phone: (757)683-3441
 Website: www.wodustudios.com



JOHN R. BRODERICK



John R. Broderick, Old Dominion University's eighth president, doesn't mind rolling up his sleeves and serving hot dogs at a university picnic.

A constant presence on campus, whether it's to escort a visitor, walk his dog or attend athletic and cultural events, he has developed a reputation as a friendly, approachable president.

But he's all business when it comes to his insistence on forging progress at Old Dominion, solving real-world problems and building on the region's strengths.

Under his leadership since 2008, Old Dominion has emerged as an innovative research powerhouse in fields from cybersecurity to bioelectrics. The establishment of the Center for the Study of Sea Level Rise elevated Old Dominion to the top tier in addressing one of the most pressing environmental and economic dilemmas in Hampton Roads - and the world. Illustrating the University's belief in the value of collaboration, Old Dominion recently opened the Commonwealth Center for Recurrent Flooding Resiliency, a joint effort with the College of William and Mary and the college's Virginia Institute of Marine Science to expand research. President Broderick has presided over an increase in public and private funding to the University. During his tenure, Old Dominion has received more than \$660 million in new resources. From 2010 to 2017, the value of the University's endowment rose nearly 50 percent to \$214 million.

But bucking the "bigger is better" movement, President Broderick has held Old Dominion's enrollment to approximately 25,000 to maximize the quality of the student experience.

To improve academic achievement, the University constructed a \$10 million Student Success Center and Learning Commons, which has led to historic highs in retention and graduation rates. Old Dominion has the second-largest percentage of degrees awarded in STEM-H (science, technology, engineering, math and health care) fields among Virginia's major universities.

The University gives students from any discipline the resources to turn their passion into an enterprise.

In 2013, Old Dominion received an \$11 million gift from alumnus Mark Strome and his wife, Tammy, to create the Strome Entrepreneurial Center, realizing President Broderick's vision to expand entrepreneurial initiatives for students inside and outside the classroom.

In 2016, President Broderick announced the largest gift in the University's history, a \$35 million donation from Richard and Carolyn Barry to create the Barry Art Museum. The museum will open in 2018 with more than 200 glass sculptures, paintings and other artwork. It will be the crown jewel in the Arts in the Village complex, which opened in 2015 with the Barry Arts Building, the James A. Hixon Art Studio Building and the Brock Commons amphitheater.

Old Dominion's state-of-the-art dining facility, which opened in the fall of 2016, is named the Kate and John R. Broderick Dining Commons at the request of student leaders to honor the President and First Lady for spearheading inclusion initiatives and to recognize their commitment to student success.

The Board of Visitors also renamed the University's Diversity Champion Award for the president in 2013 to recognize his commitment to diversity and inclusion, which helped create a vibrant, multicultural campus. Last fall, Old Dominion enrolled nearly 6,200 African-Americans, more than any other public four-year school in Virginia, as well as students from more than 100 countries.

President Broderick has transformed his belief in community service into a centerpiece of University life. In 2011, he and his wife, along with their relatives, endowed the Evon-Broderick Award for Community Engagement and Service to recognize students who devote themselves to service. During the 2015-16 school year, Old Dominion students, faculty and staff performed more than 534,000 hours of service.

In athletics, President Broderick oversaw the return of football to Old Dominion in 2009 after a 69-year absence, adding a rush of excitement and a burst of spirit to campus. He serves as chairman of Conference USA's Board of Directors and a member of the NCAA Division I Presidents Forum and Committee on Institutional Performance.

President Broderick has been clear that the University's priority is academics. And Old Dominion's students are triumphing in the classroom, too. The University had more students on the Conference USA Commissioner's Honor Roll in the spring than any other school. About 286 athletes, or nearly 63 percent, earned GPAs of 3.0 and higher.

President Broderick's honors have included the Virginia Center for Inclusive Communities' Humanitarian Award, the Urban League of Hampton Roads' Marian Palmer Capps Award, the New Journal & Guide's Impacting Lives award and a Visionary Award from the Hampton Roads Chamber of Commerce. Inside Business journal ranked President Broderick No. 4 on its 2017 Power List of Hampton Roads.

He is past chairman of the Virginia Council of Presidents of colleges and universities and the Virginia Space Grant Consortium. He is the only college president to serve as a member of the Virginia Space Flight Authority board. President Broderick also is a board member of organizations including the Urban League of Hampton Roads, Hampton Roads Chamber of Commerce and General Douglas MacArthur Foundation.

He was a faculty member in the University of Pittsburgh system and an administrator at St. Bonaventure University in New York. His previous jobs at Old Dominion have included vice president of institutional advancement and admissions and chief of staff to the president.

President Broderick regularly teaches courses in the University's Darden College of Education. He also is a proud Monarch parent.

President Broderick and First Lady Kate Broderick have three sons. All are graduates of Old Dominion.



DR. CAMDEN WOOD SELIG



Dr. Camden Wood Selig is in his eighth year as Director of Athletics at Old Dominion University, where his "Championship Effort" philosophy has helped to guide the department as one of the most respected and successful intercollegiate programs in the nation.

During his tenure, Selig has directed the University's move to Conference USA, overseen the transition of the football program to the FBS level, and led major athletic facility expansion and enhancement for virtually all 18 programs.

One of the most dramatic and gratifying accomplishments for Selig has been the academic success of the 18 intercollegiate teams. Highlights from 2016-17 include:

- 125 student athletes (28%) earned Dean's List honors with a 3.4 or higher GPA.
- ODU led all C-USA schools, for the fourth straight year, with 286 student athletes on the league's honor roll with a 3.0 or higher.
- Women's lacrosse and men's basketball finished in the top 10 percent in their respective sports in APR scores, while six teams earned one-year scores of 1000, and all teams scored above 950.

Monarch teams have performed well on the playing fields under Selig, highlighted by:

- Seven Conference Championships since 2010, including men's soccer earning ODU's first C-USA title in 2014 and football's CAA regular season title in 2012. Women's lacrosse won its first Atlantic Sun Championship in 2016, while women's golf won its first conference championship and made their first appearance in the NCAA Championships in 2017.
- 60 Post Season Appearances, led by two consecutive FCS championships appearances by football in 2011 and 2012, a Final Four appearance by field hockey in 2011, four straight NCAA appearances by men's soccer, the men's basketball team's semifinal appearance in the NIT at Madison Square Garden in 2015 and 30 wrestlers qualifying for the NCAA championships since 2010.
- The football Monarchs finished the 2016 season 10-3 and won the Popeyes Bahamas Bowl, the first bowl game in school history.

In Selig's tenure there have also been many firsts, or achievements that haven't been done in a number of years, including:

- First ever regular season Top 25 national men's basketball ranking (Jan. 5, 2015).
- Baseball ranked in the Top 25 nationally for first time since 2007 (May, 2017).
- Football Bowl Game first one ever with win in the Bahamas Bowl (Dec. 23, 2016).
- First ever NCAA Women's Lacrosse appearance & Conference championship (2016).
- First ever NCAA Women's Golf appearance & Conference championship (2017).
- First in C-USA with number of 3.0 or greater student-athletes for 4 consecutive years with 286 in 2016-17 (2017).
- Jennie Simms (2017) WBB, first AP All-American since Shareese Grant in 2005 and Jennie Simms first conference player of the year since Lucienne Berthieu in 2002.
- Rachel Eckert became the first ODU diver to qualify for the NCAA Championships (2015).
- Adam Moundir is the first men's tennis player to qualify for the NCAA Singles men's tennis championship since Alex Seleznev in 2006 (May, 2017).
- Chris Mecate and Alexander Richardson both earn wrestling All-American honors in 2015, first time ODU had two All-Americans since 1991.
- Chris Mecate was the first wrestler to earn NCAA All-American honors in back-to-back years since Mike McCarthy in 1976 (2016).

One needs only to visit the ODU campus to see Selig's contributions to the growth and improvement of Monarch athletic venues. Projects completed and initiated under Selig include:

- The Bernett & Blanche Mitchum Basketball Performance Center, a privately funded \$8.4 million state-of-the-art facility, is complete and is the new home of the ODU men's and women's basketball teams.
- A \$3.5 million expansion of the L. R. Hill support facility for football.
- The addition of a \$2.3 million video replay scoreboard, LED ribbon panels, and digital tables for the Ted Constant Convocation Center for the 2015-16 season.
- The \$500,000 Paul A. Keyes Indoor Hitting Complex, which opened in the fall of 2014.

As collegiate athletic costs continue to rise, Selig has placed a high priority on increasing revenue, with a goal of 10 percent annual growth. Since his arrival in 2010, athletics has exceeded those goals every year:

- Donations to support the Old Dominion Athletic Foundation annual fund have jumped from \$2.73 million in 2010 to \$9.35 million in 2016-17.
- Total philanthropic gifts to athletics have surpassed \$62.73 million since 2010-11.
- Corporate sponsorship revenue facilitated by ODU Sports Properties has generated \$18.26 million in gross revenue since 2010-11, including 2.6 million in 2016-17.
- Annual athletic ticket revenue has increased from \$1.5 million to \$4.3 million during the past five years.

Hampton Roads Community outreach and support has been a staple under Selig's leadership:

- Selig spearheaded the return of the annual Khedive Shriners' Oyster Bowl game to Foreman Field at S.B. Ballard Stadium in 2011 and helped raise over \$100,000 for the Shriners' Children's Burn Hospital since that time.
- Monarch student athletes, coaches and staff members have donated countless hours to the Hampton Roads community. ODU has made a constant effort to make the area a better place.

Selig spent 11 years directing the Western Kentucky University Hilltopper athletic program, which won 70 Sun Belt Conference championships from 2000-2010 and a national record 19 crowns in two seasons, 2008-2010.

Prior to his stint at WKU, Selig served as the Senior Associate Athletic Director at the University of Virginia from 1988-1999, overseeing external operations his last five years. He began his athletic career as the Director of Ticketing at VCU, where he served from 1985-1988.

Selig was a four year member (2006-2010) of the NCAA Women's Basketball Committee and served as chair for both the Sun Belt Conference Athletic Directors and the Men's Basketball Committees during his tenure at WKU. He has served on the prestigious Division I Championships/Sports Management Cabinet and locally is a Board of Trustees member for the Norfolk Collegiate School and serves on the board of the Norfolk Forum. He was named the Tom Fergusson Metropolitan Person of the Year award by the Norfolk Sports Club in 2014, symbolic of his impact on the region's sports profile.

Selig was born in Chapel Hill, North Carolina, and raised in Norfolk, Virginia, where he attended Norfolk Collegiate School. He holds a bachelor's degree in psychology from Washington and Lee University, a master's degree in sports administration from Ohio University and a doctorate in educational leadership from the University of Virginia, with a minor in business from the UVA Darden School of Business.

Selig and his wife Ellen of Annapolis, MD, have three children, Lex, 20, a junior at WKU, Nick, 18, a freshman at Virginia Tech (Corps of Cadets) and Julianna, 13, who attends Norfolk Collegiate School.



BRUCE STEWART



Bruce Stewart enters his 11th year as Senior Associate Athletics Director at Old Dominion University where he spearheaded the Monarchs revival of the football program which has become the model for start-up football programs across the country. In addition to his responsibilities with the Monarch football program, Stewart also serves as the primary administrator for women's lacrosse, men's & women's tennis, men's & women's golf, as well as overseeing the functional areas of Strength & Conditioning, Equipment Operations, Events and Facilities.

The Monarchs' Senior Associate Athletic Director has guided the football program from FCS and the Colonial Athletic Association to FBS and Conference USA.

Stewart has helped Old Dominion reach new heights with the return of its football program, including a pair of FCS playoff appearances and a No. 6 national ranking to conclude the 2012 season. ODU has sold out all 54 home games, has hosted Power-five NC State and will host fellow Power-five and ACC school North Carolina in 2017. The Monarchs finished 2016 with a 10-3 overall record and victory in the Popeyes Bahamas Bowl, the program's first bowl appearance and victory.

The Monarchs burst out of the gates in 2009 with a 9-2 record and finished 8-3 in 2010. ODU holds the distinction as the best startup FCS program. Old Dominion has continued its upward trajectory with a pair of FCS playoff appearances in 2011 and 2012, including the 2012 CAA Championship. Old Dominion

finished 8-4 in 2013, the first transition season to FBS before playing its first full Conference USA schedule in 2014.

In addition to the upgrades to Foreman Field at S.B. Ballard Stadium, Stewart has also directed the building of the \$17 million dollar L.R. Hill Sports Complex, the state-of-the-art home for ODU's football program as well as the women's lacrosse program, and nine-time national champion field hockey program. The Powhatan Sports Complex has attracted much attention as it hosted the US Field Hockey Team's match-up with international powerhouse Argentina during the summer of 2012 as well as the NCAA Division I Field Hockey Championship in November of 2012 and 2013. The L.R. Hill Complex completed an expansion in the winter of 2017, adding a brand new state of the art weight room, new meeting rooms and an updated coaches locker room.

Other Old Dominion athletic facilities have been added and upgraded during Stewart's tenure including new home homes for the Monarchs' wrestling and academic advising programs in the Jim Jarrett Athletic Administration Building as well as expanded Strength and Conditioning and Athletic Training Facilities. The construction of the 74,00 square foot Folkes-Stevens Tennis Center and the 9,400 two-story ODU Rowing Center as well as the new sailing pier at the ODU Sailing Center. Upgrades have been made to the Monarchs' Soccer Complex with brand new coaches' offices, locker rooms, and meetings spaces, and a new video board, enhanced signage, and addition of "Rally Alley" have helped add to the fan experience at the Bud Metheny Baseball Complex. Stewart and his staff completed the Mitchum Basketball Performance Center, a stand alone facility next to the Ted Constant Center that will be used exclusively by ODU men's and women's basketball teams. Under Stewart's direction, ODU has also showcased its facilities and staff in the hosting of numerous events on campus including the Division I NCAA Women's Basketball First and Second Rounds and Regionals, the Big East Field Hockey Championship, NCAA Field Hockey semifinals and finals, the Conference USA Men's Soccer Championship, the Conference USA Men's & Women's Tennis Championships and high school championships from the Hampton Roads area.

Stewart joined Old Dominion after a nine-year stint at Coastal Carolina University, in which he served as the Senior Associate Athletics Director. Prior to his promotion, he was the Associate Athletic Director of Finance. He played a key role in helping the Chanticleers add football as a varsity sport at the university as the Assistant Athletic Director for Internal Operations. The Chanticleers started football in 2003 going 6-5 before reeling off three-straight nine win seasons, highlighted by a 10-1 season in 2004.

A native of Columbus, Ohio, Stewart held numerous other responsibilities in his first four years at Coastal Carolina. During his tenure, he was the administrator for several of the school's athletic fund-raising events and was an integral part of the game management and promotions for the department. He also served as an adjunct professor in the Wall College of Business, teaching a business law course.


Stewart attended Morehouse College in Atlanta, earning his bachelor of arts in psychology in 1994. He furthered his educational training at The Ohio State University by completing a J.D./M.A. degree program, a four-year program that combined studies in law with sport management. While completing his law and master's degree, he was published in The Journal of Sport Management and The Journal of Legal Aspects of Sport. He was a three-sport standout in high school at the Columbus Academy, competing in football, basketball and track.

PROTECT



UNDER ARMOUR.

THIS HOUSE.®



Under Armour is proud to outfit Old Dominion University Football in the world's most innovative footwear, uniforms, and training gear.

UA.COM

L.R. Hill Sports Complex



On September 13, 2008, Old Dominion University officially opened the L.R. Hill Sports Complex, a 75,000 square foot, two story facility that houses the Monarch football program.

The first level of the LR Hill Sports Complex houses a 6,000 square foot space dedicated to academic excellence. In addition, there is a 3,000 square foot athletic training room, and the Monarchs players' locker rooms which holds 122 lockers. The players' locker room features the most efficient lockers available, a players lounge and six flat screen high definition televisions.

The second level of the LR Hill Sports Complex houses the coaches' offices, staff meeting rooms including newly renovated office space completed in the summer of 2017. The video room as well as coaches' offices feature a state-of-the-art editing system for game and practice film. Adjacent to the facility is the AstroTurf GameDay Grass 3D fields that the Monarchs use for practice. GameDay Grass 3D is one of the most advanced synthetic turf products, featuring best-in-class performance and safety benefits, and characteristics that closely mimic the look and feel of natural grass.

The complex began expansion in 2015 to include a 17,000 square foot weight room along with sports performance offices. The weight room area features two levels. The top mezzanine level has the same surface as the main floor below to provide a dynamic warmup and cardio, the bottom level features 12 squat racks and free weights.



Foreman Field at S.B. Ballard Stadium



FROM DREAMS TO REALITY

Foreman Field was named after Norfolk attorney A.H. Foreman, a member of William and Mary's board of visitors and one of the founders of the Norfolk Division of William & Mary, which later became Old Dominion University.

Originally intended as the home of the Norfolk Division football program, it found new life as the home to other college and community sports programs when football was originally dropped in 1941. Built in 1936, with state and federal funds provided during the Great Depression, Foreman Field had a \$24.8 million dollar renovation with the help of SB Ballard Construction Company and Clark Nexsen Architecture and Engineering.

The renovation to the game day home of the football Monarchs includes a new state-of-the-art game day building, field surface, scoreboard, sound system, field enclosure and a contiguous parking garage.

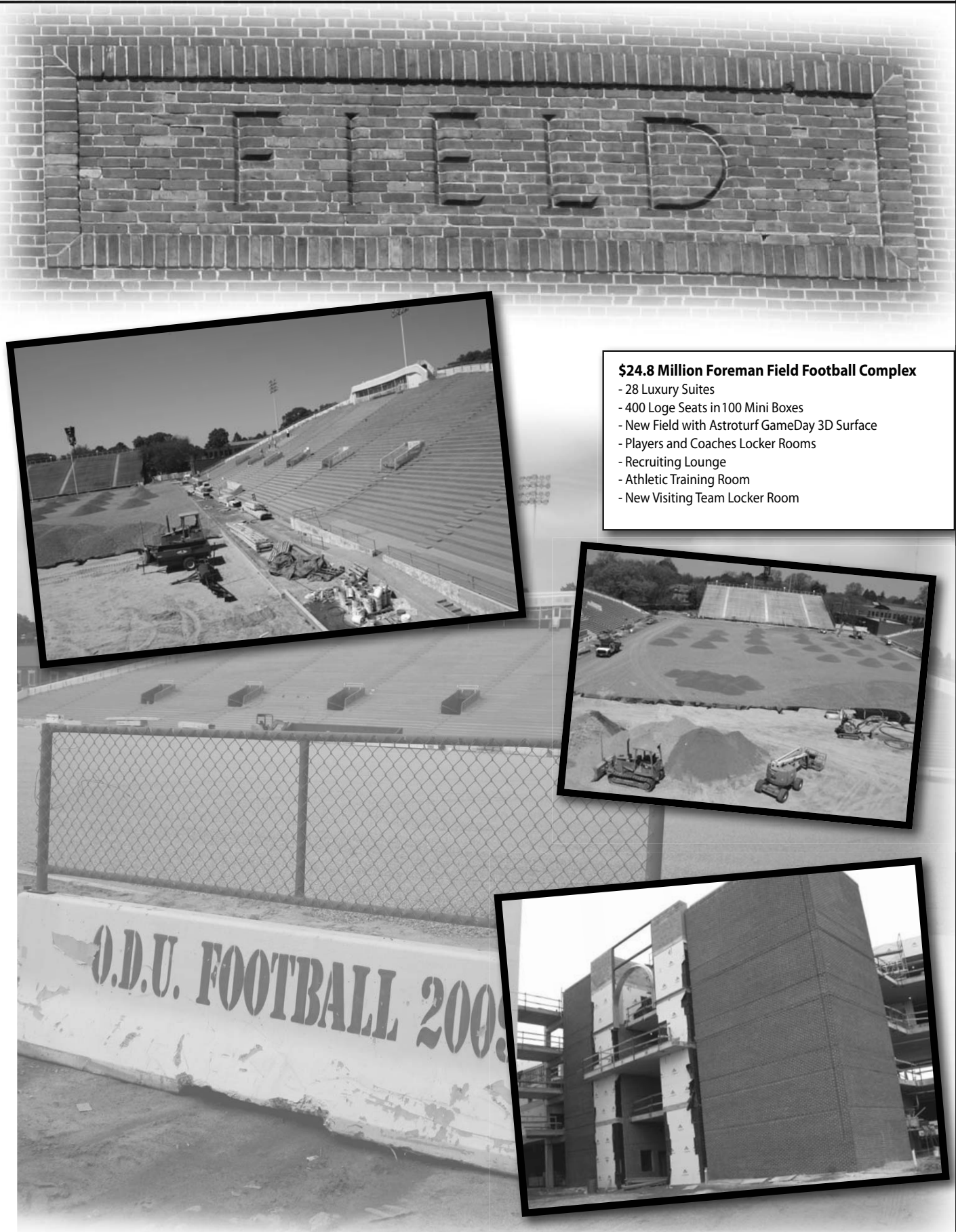
The Gameday Football Complex features 28 luxury suites and 400 loge seats in 100 mini boxes, in addition to recruiting and hospitality facilities and game day locker rooms for Monarch student-athletes and coaches. Twelve of the suites have their own patio overlooking the plaza south of the complex, while the loge seating area also includes an 8,000 square foot covered patio

on the second level of the facility. Another 7,500 square foot enclosed terrace looks directly out over the south end zone. The playing surface at Foreman Field is AstroTurf GameDay Grass 3D.

The stadium is named Foreman Field at S.B. Ballard Stadium in honor of Stephen and B.J. Ballard and SB Construction, the company responsible for many on-campus construction projects, including Foreman Field. The Alcaraz-Weinstein Family Plaza, the plaza entrance for the Monarch football team and fans, is in honor of the Gary Alcaraz ('84) and the Lee Weinstein families.

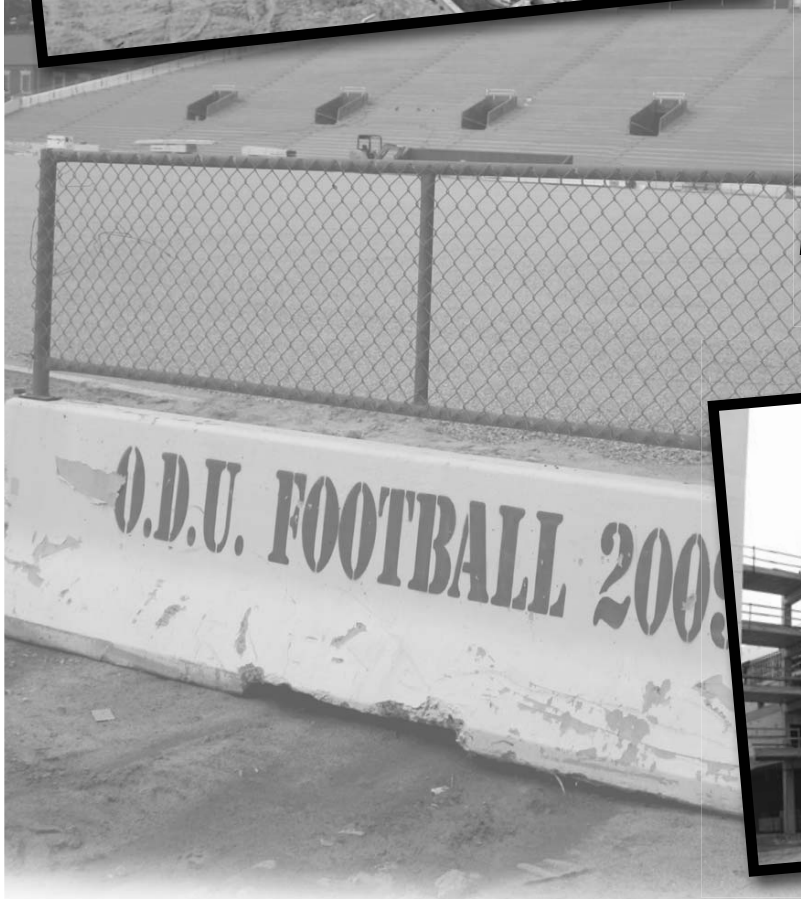


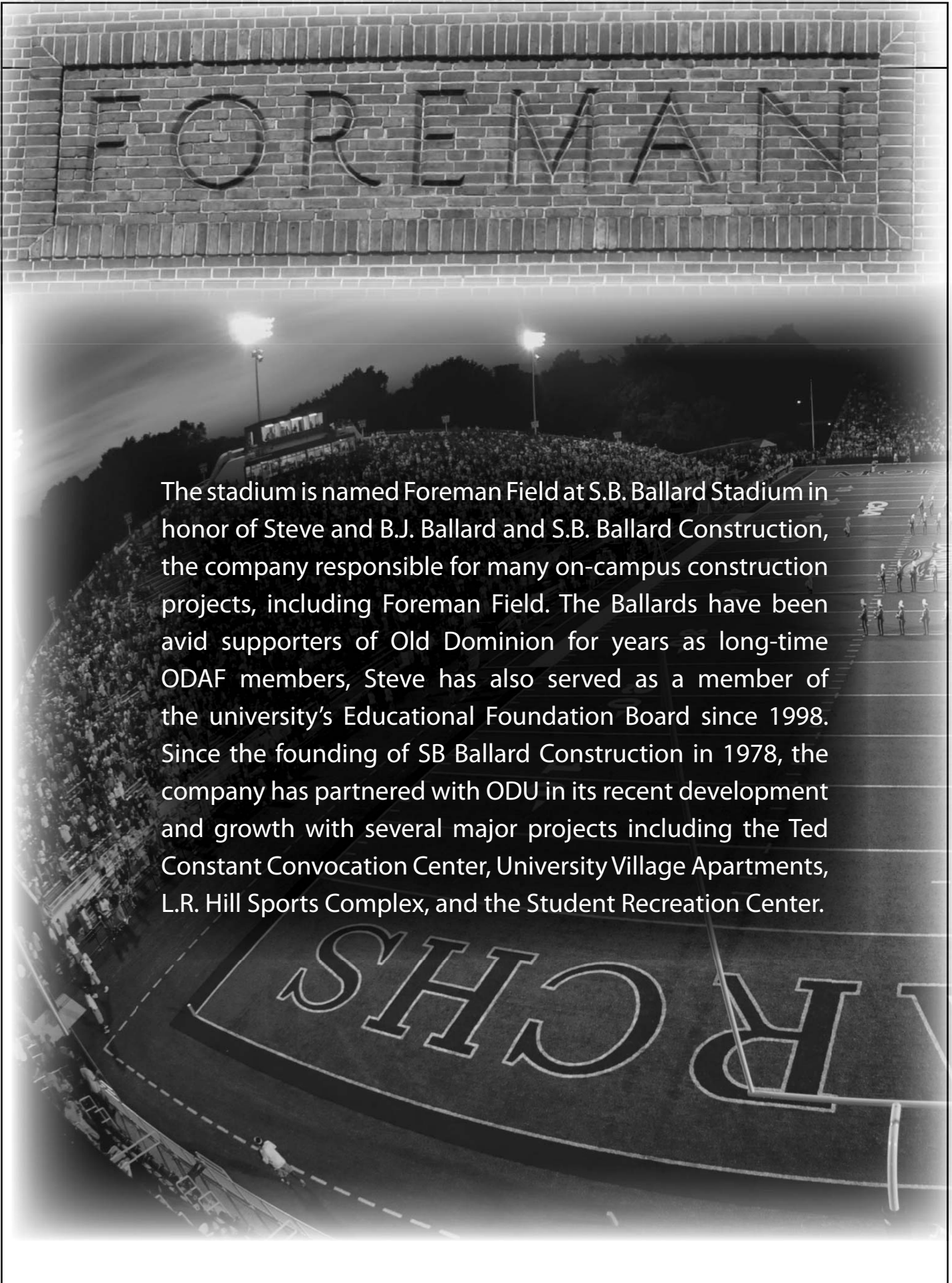
Foreman Field at S.B. Ballard Stadium



\$24.8 Million Foreman Field Football Complex

- 28 Luxury Suites
- 400 Loge Seats in 100 Mini Boxes
- New Field with AstroTurf GameDay 3D Surface
- Players and Coaches Locker Rooms
- Recruiting Lounge
- Athletic Training Room
- New Visiting Team Locker Room





The stadium is named Foreman Field at S.B. Ballard Stadium in honor of Steve and B.J. Ballard and S.B. Ballard Construction, the company responsible for many on-campus construction projects, including Foreman Field. The Ballards have been avid supporters of Old Dominion for years as long-time ODAF members, Steve has also served as a member of the university's Educational Foundation Board since 1998. Since the founding of SB Ballard Construction in 1978, the company has partnered with ODU in its recent development and growth with several major projects including the Ted Constant Convocation Center, University Village Apartments, L.R. Hill Sports Complex, and the Student Recreation Center.




Foreman Field at S.B. Ballard Stadium

The plaza entrance for the Monarch football team and fans is in honor of the Gary Alcaraz ('84) and Lee Weinstein families. Alcaraz is a 1984 ODU graduate and has served as on the university's Educational Foundation board since 2005. Weinstein joined the Intercollegiate Foundation board in 2008 and has been an ODAF member and season ticket holder for men's and women's basketball since 2006. The Alcaraz and Weinstein families' philanthropy includes substantial personal contributions to numerous community organizations throughout Hampton Roads and around the world, as they share their passion for helping youth.

"Foreman Field's atmosphere is incredible, especially thanks to our 12th Monarchs in the stands. We are incredibly grateful for the support of our fans, alumni, students, and community that help make Foreman Field at S.B. Ballard Stadium not only intimidating audibly, but visually as well."

- Bobby Wilder



ODU has sold out all 54 home games at Foreman Field at S.B. Ballard Stadium. The Monarchs are 41-13 in those games and completed the second undefeated home schedule, the first as an FBS program, in school history.

Foreman Field at S.B. Ballard Stadium



Foreman Field at S.B. Ballard Stadium

On June 9, 2016, the Old Dominion University Board of Visitors announced plans for a rebirth of Foreman Field at S.B. Ballard Stadium. With a tentative timeline set for 2019, phase one of the project will have new sideline seating on the east and west side, including chair back seats and sideline loge seating. There will be improved access and new concession stands and restrooms



CONCEPTUAL RENDERING PHASE I - \$55 MILLION

Pro Day

On March 17, 2017, Old Dominion University had four members of the 2016 senior class perform in front of NFL scouts at the Monarchs' annual Pro Day. Zach Pascal, Rashaad Coward, TJ Ricks, David Washington, Anthony Wilson, Shadow Williams and Aaron Young worked out in front of more than 20 NFL scouts, coaches and team personnel. Pascal signed with the Washington Redskins following the draft, while Rashaad Coward signed with the Chicago Bears. Wilson had a tryout with the San Francisco 49ers. In addition to those signings, ODU currently has three other players in the NFL, quarterback Taylor Heinicke (Vikings), long snapper Rick Lovato (Packers), and wide receiver Larry Pinkard (Jaguars) as well as two players in the CFL, Thomas DeMarco (Edmonton Eskimos) and Deron Mayo (Calgary Stampeders).



Community Service



Since Old Dominion restarted football in 2009, head coach Bobby Wilder has instilled in his players the importance of helping the community. Wilder does a variety of speaking engagements throughout the year, while the student-athletes participate in the Bone Marrow Registry Drive and the Special Olympics, among others.



Sports Performance



Old Dominion University football has worked to continue its on-field strength with rigorous workouts both on the field and in the weight room. Director of Sports Performance Ryan Martin and assistant director Joe Makovec prepare challenging workouts to make them ready for Saturday.





Conference USA begins its 23rd year in 2017-18 as it continues to compete and promote the success of its student-athletes. The league has adapted to the ever-changing landscape of collegiate athletics over its first two-plus decades, but the commitment to excellence, integrity, leadership and its student athletes in competition, academics and community is unwavering.

Conference USA enjoys a far-reaching fan base with its 14 members: Charlotte, FIU, Florida Atlantic, Louisiana Tech, Marshall, Middle Tennessee, North Texas, Old Dominion, Rice, Southern Miss, UAB, UTEP, UTSA and WKU.

Debuting in 1995, Conference USA teams have combined for 100 bowl appearances in football, 106 NCAA Tournament appearances in basketball, including three Final Fours, 69 NCAA baseball appearances including six College World Series berths, 89 NCAA soccer tournament appearances including four trips to the College Cup, and 39 individual national champions in track and field and cross country.

Success is not limited to athletic achievement, however, as 220 Conference USA student-athletes have garnered Academic All-America honors, 749 have achieved academic all-district laurels and thousands of student-athletes have earned a college degree.

Conference USA sponsors competition in 19 sports – nine for men (baseball, basketball, cross country, football, golf, soccer, tennis, and indoor and outdoor track and field) and 10 for women (basketball, cross country, golf, soccer, softball, swimming and diving, tennis, indoor and outdoor track and field, and volleyball).

The league promotes the scholar-athlete ideal, honoring outstanding academic achievement with numerous conference-sponsored awards, including the Commissioner's Honor Roll and the Commissioner's Academic Medal as well as sport-specific All-Academic teams.

C-USA annually awards postgraduate scholarships, along with the Sport Academic Awards, Scholar-Athletes of the Year and the Institutional Academic Excellence Award. Additionally, Conference USA presents a Spirit of Service Award three times each year, recognizing student-athletes who excel on the field, in the classroom and give back to the community through significant service efforts and participation.

SUCCESS ON THE PLAYING FIELD

Conference USA performers have achieved great success in competition, placing the league among the top conferences in the nation.

Football

- *100 teams have earned bowl bids
- *Eligible for the College Football Playoff
- *Conference USA has nine bowl affiliations through the 2019 season, securing a minimum of five berths annually. Conference USA has primary bowl tie-ins with the Bahamas Bowl, Boca Raton Bowl, Gildan New Mexico Bowl, Hawai'i Bowl, R+L Carriers New Orleans Bowl, St. Petersburg Bowl and Zaxby's Heart of Dallas Bowl, along with secondary arrangements with the Camping World Independence Bowl and the Lockheed Martin Armed Forces Bowl.

Men's Basketball

- *126 postseason teams (54 NCAA, 48 NIT, 12 CBI, 10 CIT, 2 LV16)
- *One National Championship title game appearance

- *Three Final Four teams
- *Seven Elite Eight NCAA Tournament teams
- *One NIT Champion and five NIT semifinalists
- *Inaugural CBI Champion
- *One CIT Champion
- *Inaugural Las Vegas 16 Champion

Women's Basketball

- *52 NCAA Tournament appearances
- *59 WNIT appearances
- *One Sweet 16 NCAA Tournament team
- *Three WNIT semifinalists
- *Two WBI Champions

Baseball

- *69 NCAA appearances
- *Six College World Series appearances (2009, 2008, 2007, 2006, 2005 and 2001)
- *14 Super Regional appearances
- *Has produced at least four NCAA teams in 10 of the past 16 seasons

In addition to the numerous NCAA Tournament berths, C-USA has sent four men's soccer teams to the NCAA College Cup, three softball teams to the Women's College World Series and three volleyball teams to the NCAA Sweet 16. The league has also had 39 national champions in NCAA track and field competition, one national champion in diving, and numerous NCAA individual and team competitors in cross country, golf, swimming, tennis, and track and field. Overall, Conference USA teams and individuals have made more than 2,000 NCAA appearances.

SUCCESS OFF THE FIELD

C-USA institutions are among the nation's best in academic performance of student-athletes, bolstered by the fact that student-athletes at league schools have a higher graduation rate than the general student population. Among C-USA's 5,000 student-athletes, there are champions off the playing field as well. In 22 years, more than 33,000 student-athletes have been named to the Commissioner's Honor Roll or received the Commissioner's Academic Medal, indicative of outstanding achievement in the classroom.

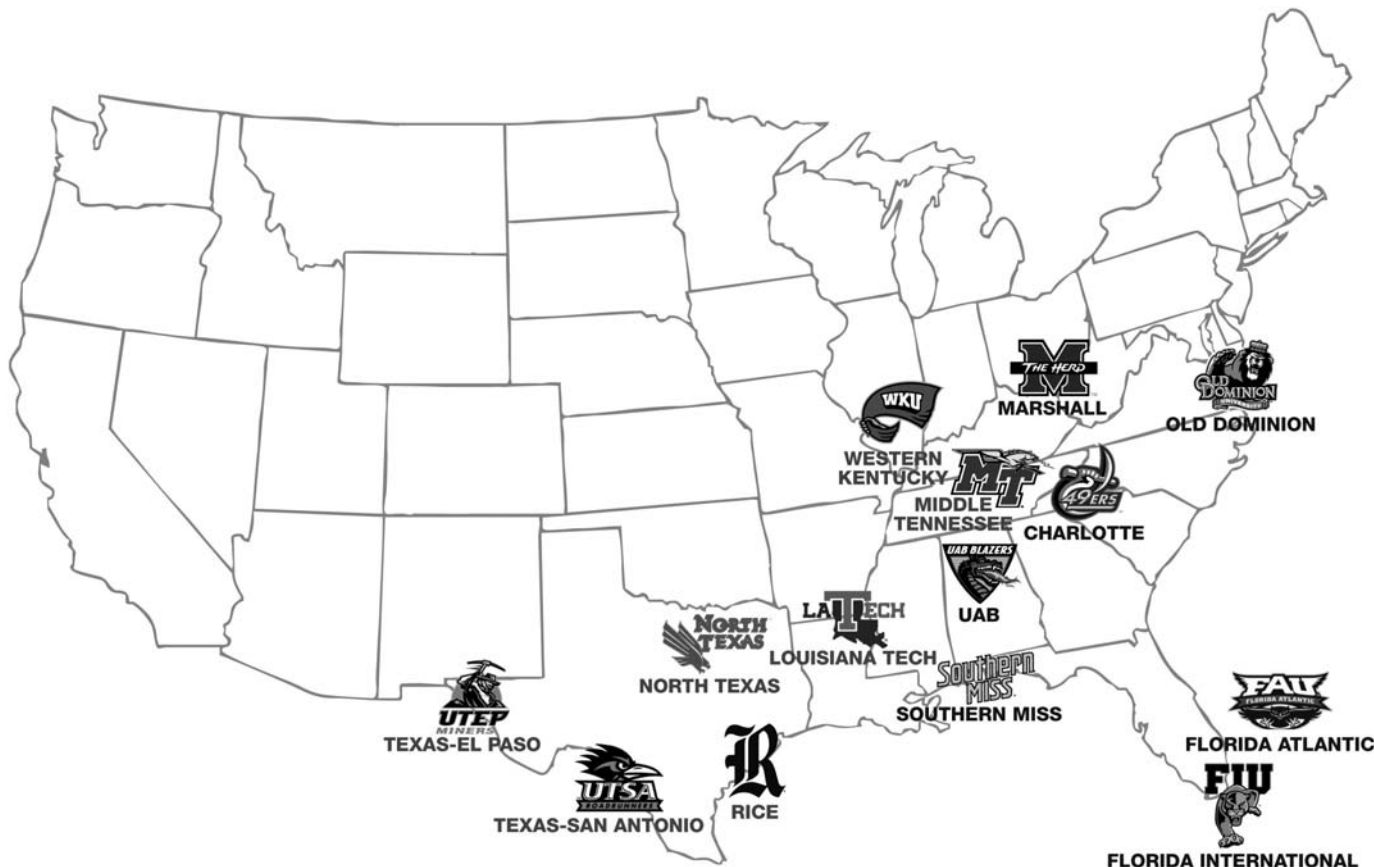
C-USA ON TV

C-USA enjoys significant television exposure through partnerships with ESPN, CBS Sports Network, Stadium and beIN SPORTS. The multi-tiered selection process that is rooted in partnering with all four networks provides extensive national exposure for football, men's and women's basketball, and all other conference sports.

C-USA membership include institutions within eight of the Top 40 media markets and four in the Top 25 according to Nielsen. C-USA home markets this year will include more than 13 million TV households, a 30 percent increase from four years ago.

CUSA.TV

CUSA.TV officially launched in the Summer of 2016 making all non-televised team sports available as part of a subscription package. The site offers all events in one location so fans can watch home and away matchups of their favorite team or season long events from their favorite sport. The site showcases weekly feature stories as well as postgame interviews, players of the week highlights and other exciting content.



C-USA IN THE COMMUNITY

The conference's current footprint is concentrated with 14 members in 10 states and a combined area population of more than 30 million. With a commitment to community involvement, the conference developed several initiatives to maintain strong ties in C-USA cities, as well as with fans and alumni across the country. C-USA schools also place a priority on giving back to their communities through volunteer service with local and national organizations. Individually, student-athletes are recognized each season through the Spirit of Service award.

GOVERNANCE

Conference USA has significant representation in the NCAA governance structure. The presidents of the member institutions serve as the league's Board of Directors.

A PROUD HISTORY

Conference USA was formed in 1995 and quickly emerged as one of the nation's top conferences. The conference unveiled its name, logo and commissioner April 24, 1995, in Chicago. The league's charter members were Charlotte, Cincinnati, DePaul, Houston, Louisville, Marquette, Memphis, Saint Louis, Southern Miss, Tulane, UAB and USF. Eleven of the institutions began athletic participation in 1995, while Houston joined competition in the fall of 1996.

The league's headquarters were established in Chicago and, after nine years, relocated to the current office in Irving, Texas. Britton Banowsky was named Commissioner in October 2002, succeeding Mike Slive, the league's first Commissioner. In October 2015, Judy MacLeod became the league's third Commissioner.

C-USA added East Carolina (September, 1996) and the United States Military Academy (March, 1997) as football members. ECU began league competition in 1997; Army in 1998 and UAB began football play in 1999. The league brought in TCU and ECU (1999) for all sports and they began competition in 2001. USF started C-USA football in 2003. Marshall, Rice, SMU, Tulsa, UCF and UTEP became full-time Conference USA members for all sports in 2005.

In 2013, charter member Charlotte returned to C-USA and was joined by new members FIU, Florida Atlantic, Louisiana Tech, Middle Tennessee, North Texas, Old Dominion and UTSA. WKU joined the league on July 1, 2014.

2017 CONFERENCE USA COMPOSITE FOOTBALL SCHEDULE

SATURDAY, AUGUST 26

Stanford vs. Rice (Sydney, Australia)

THURSDAY, AUGUST 31

FIU at UCF

FRIDAY, SEPTEMBER 1

Charlotte at Eastern Michigan

Navy at Florida Atlantic

SATURDAY, SEPTEMBER 2

Albany at Old Dominion

Northwestern State at Louisiana Tech

Miami (Ohio) at Marshall

Vanderbilt at Middle Tennessee

Lamar at North Texas

Kentucky at Southern Miss

Alabama A&M at UAB

UTEP at Oklahoma

Houston at UTSA

Eastern Kentucky at WKU

SATURDAY, SEPTEMBER 9

Old Dominion at Massachusetts

Charlotte at Kansas State

Alcorn State at FIU

Florida Atlantic at Wisconsin

Mississippi State at Louisiana Tech

Marshall at NC State

Middle Tennessee at Syracuse

North Texas at SMU

Rice at UTEP

Southern at Southern Miss

UAB at Ball State

UTSA at Baylor

WKU at Illinois

FRIDAY, SEPTEMBER 15

Arizona at UTEP

SATURDAY, SEPTEMBER 16

North Carolina at Old Dominion

North Carolina A&T at Charlotte

FIU at Indiana

Bethune-Cookman at Florida Atlantic

Louisiana Tech at WKU

Kent State at Marshall

Middle Tennessee at Minnesota

North Texas at Iowa

Rice at Houston

Southern Miss at Louisiana-Monroe

Coastal Carolina at UAB

Southern at UTSA

SATURDAY, SEPTEMBER 23

Old Dominion at Virginia Tech

Georgia State at Charlotte

FIU at Rice

Florida Atlantic at Buffalo

Louisiana Tech at South Carolina

Bowling Green at Middle Tennessee

UAB at North Texas

UTEP at New Mexico State

UTSA at Texas State

Ball State at WKU

SATURDAY, SEPTEMBER 30

Charlotte at FIU

Middle Tennessee at Florida Atlantic

South Alabama at Louisiana Tech

Marshall at Cincinnati

North Texas at Southern Miss

Rice at Pittsburgh

UTEP at Army

SATURDAY, OCTOBER 7

Florida Atlantic at Old Dominion

Marshall at Charlotte

FIU at Middle Tennessee

Louisiana Tech at UAB

Army at Rice

Southern Miss at UTSA

WKU at UTEP

SATURDAY, OCTOBER 14

Old Dominion at Marshall

Charlotte at WKU

Tulane at FIU

Middle Tennessee at UAB

UTSA at North Texas

UTEP at Southern Miss

FRIDAY, OCTOBER 20

WKU at Old Dominion

Marshall at Middle Tennessee

SATURDAY, OCTOBER 21

UAB at Charlotte

North Texas at Florida Atlantic

Southern Miss at Louisiana Tech

Rice at UTSA

SATURDAY, OCTOBER 28

Old Dominion at North Texas

FIU at Marshall

Florida Atlantic at WKU

Louisiana Tech at Rice

UAB at Southern Miss

UTSA at UTEP

FRIDAY, NOVEMBER 3

Marshall at Florida Atlantic

SATURDAY, NOVEMBER 4

Charlotte at Old Dominion

UTSA at FIU

North Texas at Louisiana Tech

UTEP at Middle Tennessee

Rice at UAB

Southern Miss at Tennessee

WKU at Vanderbilt

SATURDAY, NOVEMBER 11

Old Dominion at FIU

Middle Tennessee at Charlotte

Florida Atlantic at Louisiana Tech

WKU at Marshall

UTEP at North Texas

Southern Miss at Rice

UAB at UTSA

FRIDAY, NOVEMBER 17

Middle Tennessee at WKU

SATURDAY, NOVEMBER 18

Rice at Old Dominion

Charlotte at Southern Miss

FIU at Florida Atlantic

Louisiana Tech at UTEP

Marshall at UTSA

Army at North Texas

UAB at Florida

FRIDAY, NOVEMBER 24

WKU at FIU

SATURDAY, NOVEMBER 25

Old Dominion at Middle Tennessee

Florida Atlantic at Charlotte

UTSA at Louisiana Tech

Southern Miss at Marshall

North Texas at Rice

UTEP at UAB

SATURDAY, DECEMBER 2

C-USA Championship Game

All games and dates subject to change

2017-18 BOWL SCHEDULE

Date	Time [ET]	Game	Network
Sat, Dec 16	1 p.m.	R+L Carriers New Orleans Bowl	ESPN
	2:30 p.m.	AutoNation Cure Bowl	CBSSN
	3:30 p.m.	Las Vegas Bowl	ABC
	4:30 p.m.	Gildan New Mexico Bowl	ESPN
	8 p.m.	Raycom Media Camellia Bowl	ESPN
Tue, Dec. 19	7 p.m.	Boca Raton Bowl	ESPN
Thu, Dec. 21	8 p.m.	St. Petersburg Bowl	ESPN
Fri, Dec. 22	12:30 p.m.	Bahamas Bowl	ESPN
Sat, Dec. 23	4 p.m.	Famous Idaho Potato Bowl	ESPN
	12 p.m.	Birmingham Bowl	ESPN
	3:30 p.m.	Lockheed Martin Armed Forces Bowl	ESPN
Sun, Dec. 24	7 p.m.	Dollar General Bowl	ESPN
	8:30 p.m.	Hawaii Bowl	ESPN
Tue, Dec. 26	TBD	Zaxby's Heart of Dallas Bowl	ESPN
	TBD	Quick Lane Bowl	ESPN
	TBD	Cactus Bowl	ESPN
<i>Wed, Dec. 27</i>	<i>1:30 p.m.</i>	<i>Independence Bowl</i>	<i>ESPN</i>
	5:15 p.m.	New Era Pinstripe Bowl	ESPN
	9:00 p.m.	Texas Bowl	ESPN
Thu, Dec. 28	1:30 p.m.	Military Bowl Presented by Northwest Grumman	ESPN
	5:15 p.m.	Camping World Bowl	ESPN
	9:00 p.m.	Valero Alamo Bowl	ESPN
Fri, Dec. 29	1 p.m.	Belk Bowl	ESPN
	2 p.m.	Hyundai Sun Bowl	CBS
	4:30 p.m.	Franklin American Mortgage Music City Bowl	ESPN
	8:30 p.m.	Goodyear Cotton Bowl Classic	ESPN
Sat, Dec. 30	12 noon	TaxSlayer Bowl	ESPN
	12:30 p.m.	AutoZone Liberty Bowl	ABC
	4 p.m.	PlayStation Fiesta Bowl	ESPN
	8 p.m.	Capital One Orange Bowl	ESPN
	TBD	NOVA Home Loans Arizona Bowl	CBSSN
Mon, Jan. 1	Noon	Outback Bowl	ESPN2
	12:30 p.m.	Chick-fil-A Peach Bowl	ESPN
	1 p.m.	Citrus Bowl	ABC
	5 p.m.	CFP Semifinal at the Rose Bowl Game Presented by Northwestern Mutual	ESPN
	8:45 p.m.	CFP Semifinal at the Allstate Sugar Bowl	ESPN
Mon, Jan. 8	8 p.m.	CFP National Championship	ESPN

**Game date/time/network for Frisco Bowl, formerly Miami Beach Bowl, will be announced later.*

**Game date/time for Foster Farms Bowl will be announced later. Game will be televised by FOX.*

**Game date/time/network for San Diego County Credit Union Holiday Bowl will be announced later.*

Bold indicates Conference USA Bowl tie-in

Italics indicates Conference USA is a secondary tie-in

HEAD COACH



BOBBY WILDER

11 Seasons Overall
67-30 (.691) Eight Seasons
Maine, 1987

Bobby Wilder begins his 11th season as head coach at Old Dominion and is coming off an historic 2016 season that saw the Monarchs earn their first bowl bid and win the Popeyes Bahamas Bowl. Wilder, the only coach in program history, grew the football program from the best FCS start-up to an FBS program in just six years and a FBS bowl champion in eight years. Hired on February 13, 2007, Wilder led the Monarchs to a 17-5 record in the first two seasons in program history, a 2012 Colonial Athletic Association Championship, and a .500 season in ODU's first season playing a Conference USA Schedule, and now a bowl champion in just the Monarchs' third season of FBS.

Wilder led the Monarchs to a 10-3 record and a 24-20 win over Eastern Michigan in the Popeyes Bahamas Bowl. ODU landed a bowl game in their eighth season of football and just second season of bowl eligibility. ODU was one of 26 FBS programs to total 10 or more wins in the 2016-17 season. The Monarchs won nine of their last 10 games and finished the season on a six-game winning streak, tied for the fourth longest winning streak in the country.

ODU had 12 players featured on the Conference USA all-conference teams, while senior's TJ Ricks, Rashaad Coward and Zach Pascal played in all-star games.

The Monarchs finished in the top-10 in the country in six categories, including second only to Western Michigan in fewest turnovers with just 10. ODU tied for fourth in FBS with a +13 turnover margin. Wilder helped guide quarterback David Washington to one of just two FBS quarterbacks to throw 30 or more touchdown passes and five or less interceptions (Zach Terrell/Western Michigan).

Wilder won the Tom Fergusson Award as the Metropolitan Sports Person

of the year given out by the Norfolk Sports Club. He is the first two-time winner of the award.

Wilder has a 67-30 record in eight years with the Monarchs.

Former ODU quarterback Taylor Heinicke became the first former Monarchs to make an NFL roster out of training camp, as he made the Minnesota Vikings 53 man roster. Also in 2015, long snapper Rick Lovato became the first former Monarch to play in an NFL regular season and playoff game, playing in four games for the Green Bay Packers. Pascal and Coward have now joined the NFL ranks, with the Redskins and Bears, respectively, while former ODU wide receiver Larry Pinkard is currently with the Jacksonville Jaguars.

With just 10 seniors, the fourth fewest in the country, Wilder led the Monarchs to a 5-7 season and just one win away from bowl eligibility in 2015. Running back Ray Lawry, just a sophomore, led Conference USA in rushing and became ODU's first 1,000 yard rusher and the Monarchs' all-time leading rusher after just 17 career games. Junior wide receiver Zach Pascal was on a torrid pace the last seven games of the season catching 54 passes for 846 yards and eight touchdowns to earn Conference USA second-team honors. Former walk-on linebacker TJ Ricks continued his improvement leading Conference USA with 123 tackles and receiving C-USA accolades. Ricks was one of several walk-ons and former walk-ons to earn playing time for the Monarchs. Senior safety Fellonte Misher was named Conference USA honorable mention with 99 tackles and a league high four interceptions and also became ODU's second all-time leading tackler with 288 tackles.

The Monarchs made an immediate splash in their first season in Conference USA, defeating the defending C-USA Champions Rice in the first conference game in school history. Wilder led ODU to a 6-6 overall record and went 4-4 in league play, including winning three-straight games to end the season.

In their first season of C-USA play, the Monarchs had seven players earn all-conference accolades, including Antonio Vaughan and Josh Mann with first-team honors. Five freshman earned league all-freshmen honors including Ray Lawry, Darius Garcia, Bunmi Rotimi, Christian Byrum and Jarrett Cervi, while Lawry was named C-USA Freshman of the Year.

The six wins in 2014 is tied for the seventh most for a first-year FBS member school in the last 20 years and the second most for a start-up program, behind only the eight wins that UTSA registered in 2012.

In 2013, the Monarchs began their transition to FBS and Conference USA, playing five FBS opponents, the first five in



Head Coach

"I love the spirit displayed by the 12th Monarchs! We have a passionate fan base that has been with us from the start. Our players love our game day atmosphere at Foreman Field at S.B. Ballard Stadium."

Bobby Wilder on the 12th Monarchs

school history. ODU finished the season 8-4, completing its first unbeaten season at home, going 6-0 and defeating Idaho 59-38 to deliver the programs first victory over an FBS school. For the second-straight season, the ODU offense averaged more than 40 points a game, averaging 42.3 points per game, which would have ranked seventh among FBS schools.

Wilder led the Monarchs to a school-record 11-2 mark in 2012.

Under Wilder's tutelage, the Monarchs led the FCS in scoring offense, total offense and passing offense in 2012 as the Monarchs won the Colonial Athletic Association Championship in their final season in the FCS. In the always tough CAA, ODU defeated four ranked opponents and was ranked in the top-10 all season.

ODU earned the No. 4 national seed in the FCS Playoffs, advanced to the quarterfinals and ranked No. 6 in the final "The Sports Network" and coaches polls.

Old Dominion featured 10 student-athletes on the CAA All-Conference team including the Offensive Player of the Year in quarterback Taylor Heinicke. Heinicke's honors continued to roll in, earning six All-America honors, while also winning the Dudley Award given to the top division I player in Virginia and the Walter Payton Award for the top player in the FCS.

PLAYING CAREER

1982-87 - University of Maine

COACHING CAREER

2007- present - Head Coach, Old Dominion University

2001-06 - Associate Head Coach/Offensive Coordinator/Quarterbacks, University of Maine

2000 - Assistant Head Coach/Offensive Coordinator/Quarterbacks, University of Maine

1994-99 - Quarterbacks, University of Maine

1993 - Wide Receivers/Tight Ends, University of Maine

1992 - Defensive Line, University of Maine


1991 - Assistant Defensive Line, University of Maine

1990 - Running Backs, University of Maine

1988-89 - Graduate Assistant, Boston College

YEAR-BY-YEAR RECORD

	SCHOOL:	RECORD:	CONF./FINISH:	POSTSEASON:
2009	Old Dominion	9-2	--	
2010	Old Dominion	8-3	--	
2011	Old Dominion	10-3	6-2/T-2nd	NCAA Second Round
2012	Old Dominion	11-2	7-1/1st	NCAA Quarterfinals
2013	Old Dominion	8-4	-	
2014	Old Dominion	6-6	4-4/T-3rd East	
2015	Old Dominion	5-7	3-5/T-4th East	
2016	Old Dominion	10-3	7-1/T-1st East	Popeyes Bahamas Bowl
TOTALS:		67-30 (.691)	27-12 (.692)	3 APPEARANCES



Head Coach



Head Coach Bobby Wilder with the J. Roy Rodman Memorial Award given to Virginia's Outstanding Collegiate Coach at the 67th annual Norfolk Sports Club Jamboree in late February, 2011.

Top honors were not just awarded to Wilder's players, as Wilder was named American Football Monthly Coach of the Year and CaptainU Coach of the Year.

The Monarchs also continued to be the hot ticket in town finishing fourth nationally in attendance with capacity crowds at all eight home contests and extending its streak to 35 consecutive sellouts at Foreman Field at S.B. Ballard Stadium, which is currently at 48-straight.

With ODU's move to the Football Bowl Subdivision (FBS) and Conference USA, Wilder challenged the Monarchs to raise the bar. Wilder and the Monarchs added 35 student-athletes in the 2013 recruiting class, including 24 that signed National Letters of Intent in February.

In 2011, the Monarchs concluded the year at 10-3 overall and ranked No. 10 in The Sports Network/Fathead.com and FCS Coaches Final Polls, the fastest climb to the top-10 of any start-up program. In the first season of conference play in the Colonial Athletic Association, considered by many the toughest FCS conference in the nation, ODU went 6-2 against league opponents. Picked to finish 10th in the CAA Preseason Poll, ODU ended the year in a tie for second place in the CAA, a conference which sent five teams to the post-season. The Monarchs were among those five teams advancing to the FCS playoffs where they defeated MEAC Champions Norfolk State in first round action and advanced to the second round of the playoffs against Georgia Southern in one of the most thrilling games of the Division I Football Championships.

The 2011 season also brought a host of accolades for the program. In addition to 11 Monarchs being honored as All-CAA student-athletes, senior defensive lineman Ronnie Cameron was named the CAA Defensive Player of the Year. Cameron and punter Jonathan Plisco brought home numerous All-America honors and freshman quarterback Taylor Heinicke was the runner-up for "The Sport Network's" Jerry Rice Award as the FCS' top freshman and was honored as the "College Football Performance Awards" National Performer of the Year. Additionally, Wilder was named "College Sports Madness" National

Coach of the Year and finished third in voting for the Eddie Robinson National Coach of the Year Award.

Among all the FCS programs, Old Dominion finished in the top-10 in total offense, scoring offense, and net punting, while concluding the 2011 campaign in the top-20 in passing offense, turnover margin, passing efficiency and sacks. Plisco continued to shine as one of the country's top punters ranking second in the nation and redshirt freshman Eriq Lewis tied for ninth among FCS defenders with five interceptions.

The success of the 2011 campaign was due in large part to the foundation Wilder, the coaching staff, and the Monarchs laid in the second season in 2010. The Monarchs, who upgraded their schedule in year two in preparation for joining the CAA, added a pair of ranked opponents in #12/13 William & Mary and #14/16 Cal Poly, and played their way to a 8-3 mark.

Statistically speaking, the Monarchs finished their second season of gridiron action fourth in kickoff returns, ranked eighth in scoring offense, eighth in sacks allowed, and 15th in passing offense. Under Wilder's tutelage, punter Jonathan Plisco ranked second nationally in punting, quarterback Thomas DeMarco continued to rank among the top 10 in total offense, newcomer Colby Goodwyn ran his way to third nationally in punt returns and Ronnie Cameron pushed his way into eighth overall among FCS defenders in tackles for loss.

Wilder and his staff's inaugural season of play at the Football Championship Subdivision level went well beyond expectations. From the celebrated kickoff versus Chowan, to the heart pounding first FCS road victory against Jacksonville, to ensuring a winning season at Savannah State, to extending the win-streak to six in the season finale at VMI, history was made every step of the way. The Monarchs concluded the 2009 season at 9-2 overall.


The Monarchs finished the year ranked in the top-10 in five statistical categories as a team, including second in sacks allowed, third in scoring offense, turnover margin, net punting and ninth in rushing offense. Individually, ODU had its first football All-Americans named in punter Jonathan Plisco and long snapper Dustin Phillips, with Plisco leading the nation in punt yardage averaging 44.84 yards per contest. Quarterback Thomas DeMarco was also ranked in the top -10 in scoring and was the second leading FCS signal caller in rushing.



Head Coach

Wilder meanwhile received the Tom Fergusson Memorial Award at the 65th Norfolk Sports Club Jamboree named as the Metropolitan Person of the Year in Sports.

Wilder has also been instrumental in getting his team active in the Hampton Roads Community. In what has become an annual event, the ODU Football Monarchs host a bone marrow registry drive which has helped register over 900 members of the ODU student



body, faculty/staff and the Hampton Roads community to the national bone marrow registry. The Monarchs have also been active volunteering with Special Olympics, hosting youth clinics and participating at reading and career days at many of the area's elementary and middle schools.

Prior to his arrival at ODU, Wilder served on the Maine staff for 17 years and was promoted to assistant head coach and offensive coordinator in 2000, before moving to associate head coach in 2001.

As coordinator, Wilder orchestrated a balanced attack. The Black Bears averaged 29.1 points per game in 2004, and scored 29 or more in seven of 11 games. Wilder helped tutor running back Marcus Williams, who rushed for 1,077 yards during his senior season, which moved him into first place in school history for career rushing yards. Maine also threw the ball a lot during the campaign as eight different receivers each had double-digit receptions. Ron Whitcomb was at the head of the passing attack as his completions (213) and attempts (350) were the fourth most in a single season since 1950. His 22 touchdown tosses were tied for third most since 1950. Overall, the offense averaged an impressive 5.2 yards per play.

Wilder was named the Assistant Coach of the Year by the Gridiron

Club of Greater Boston in 2004, which is presented annually to the top assistant coach in New England.

In 2003, the Black Bears had over 2,000 yards rushing and passing with 4,142 total yards. The ground game was anchored by Williams and the passing game was in the hands of then-freshman Ron Whitcomb, who was named the Atlantic 10 Rookie of the Year as he posted 2,428 yards - the fifth most in a season at Maine.

The 2002 Black Bears finished the season with 4,702 yards in total offense, the most since a school-record 4,861 yards in 1989. In 2001, for the first time in school history, the offense boasted a 2,000-yard passer in Jake Eaton, a 1,000-yard rusher in Royston English, and a 1,000-yard receiver in Stefan Gomes.


Prior to moving to the coordinator post, Wilder served as quarterbacks coach during one of the most explosive eras in Maine history for Black Bear quarterbacks. Wilder guided four-year starter Mickey Fein to 17 University marks, including the two highest season totals for touchdown passes. Fein ended his career as Maine's second all-time leading passer.

In 2000, Wilder's first full season as offensive coordinator, the Black Bears ranked third in the Atlantic 10 with 29.0 points per game. The rushing game increased its output by 41 yards per game from the previous season and Eaton garnered All-New England honors.

A 1987 graduate of Maine with a degree in physical education, Wilder captained the Black Bears to the Yankee Conference Championship his senior year. An All-New England quarterback in 1985, he left Maine as the school's all-time leading passer with 4,493 yards, and is currently sixth behind Mike Buck, Emilio Colon, Fein, Eaton and Whitcomb on the career passing list. Wilder coached four of those former players and played with the fifth. A 1982 graduate of Madison High School in Madison, Maine, Wilder was a highly recruited quarterback his senior year. He went to Maine and in his sophomore year led the Black Bears to their first of five consecutive winning seasons.

Upon graduation, Wilder served as a graduate assistant coach for two seasons under Jack Bicknell at Boston College, where he earned his master's degree in educational administration in 1990.

Wilder and his wife, Pam, have two sons, Derek (21), who is a redshirt sophomore on the ODU football squad, and Drew (16).



The Wilder Family (from left to right): Drew, Derek, Bobby and Pam

Head Coach



COMMUNITY INVOLVEMENT

Active in giving back to the community, Coach Wilder has donated his time with the following organizations in the Hampton Roads Area during his time at Old Dominion:

- American Heart Association
- Bone Marrow Donor Program
- Boys & Girls Club of Southeast Virginia
- Children 4 Humanity
- Donatelifelife.org/Organ Donor
- Help & Emergency Response Shelter
- Make-a-Wish Foundation
- Norfolk Travel & Tourism
- Recovery for Kids/Life Changers
- Relay for Life
- Samaritan House
- Special Olympics
- St. Jude's Children's Hospital
- US Collegiate Athletic Association
- Virginia Boy Scouts
- Virginia Chapter of Prevent Child Abuse America
- Virginia Recreations & Parks Society

Coach Wilder is also an avid supporter of the Old Dominion Library. All of his speaking engagement donations are earmarked for Old Dominion's Perry Library.



BRIAN SCOTT

Associate Head Coach/ Offensive Coordinator

11th Season Maine, 2000

Brian Scott has been with Old Dominion football since the beginning in 2009 and begins his 11th season as the offensive coordinator.

Scott led the ODU offensive attack to its best offensive rankings in its first three years in Conference USA, leading the league in rushing and setting a school record with 2,559 yards, and finishing fourth in scoring offense at 35.1 points per game.

Running back Ray Lawry led the team with 1,255 rushing yards, breaking his old record, while Zach Pascal caught 65 passes for 946 yards and nine touchdowns. Quarterback David Washington, in his first full season as the starter, completed 202-of-340 passes for 2,836 yards and 31 touchdown passes and finished second in the country in touchdown to interception ratio.

Ray Lawry led the way for the 2015 Monarchs on offense becoming ODU's first 1,000 yard rusher as he led C-USA with 1,136 yards. Lawry also became ODU's all-time leading rusher with 2,083 yards. Zach Pascal registered 68 catches, second most in a single-season and set a program record with 1,549 all-purpose yards. Both Pascal and Lawry were named to the All-Conference USA team.

Scott's offense finished second in Conference USA in passing offense and third in total offense. Quarterback Taylor Heinicke finished in the top-10 in the FBS in passing yards and touchdown passes while running back Ray Lawry was named Conference USA Freshman of the Year, and led all freshman with 7.1 yards per carry. Wide receiver Antonio Vaughan led the league with 1,019 receiving yards and was named first-Team All-Conference, while center Josh Mann received First-Team accolades.

The 2013 version of the ODU offense was just as action packed as past groups, as the Monarchs offense finished ranked in the top-10 in the FBS in scoring offense, total offense and passing offense. ODU averaged 42.3 points per game which was seventh in the country and 519 yards per game which was also seventh in the nation. The passing offense averaged 359.4 yards per game and rounded out the year in sixth.

In 2012 the Monarchs took off, leading the FCS in scoring offense with 45.15 points per game, passing offense at 393.85 and total offense with 548.23 yards per game. ODU quarterback Taylor Heinicke led the nation in passing yards, passing yards per game, touchdown passes, total touchdowns, total offense and points responsible for. Wide receiver Nick Mayers finished the year with 16 touchdown catches, which tied him for second in the country.

The ODU offense led by Scott had six players on the CAA All-Conference team while Heinicke, Nick Mayers and Jack Lowney earned numerous All-America honors. Left guard David Born and Lowney at left tackle earned All-CAA honors. Heinicke, Mayers and Lowney also earned All-America honors. Scott was a finalist for Footballscoop.com Coordinator of the Year.

Scott was elevated to Associate Head Coach following the Monarchs' 2011 campaign that saw ODU reach new heights with a 10-3 overall mark, a No. 10 national ranking, and a berth to the NCAA Division I Football Championships.



In 2011, Scott's offense not only was among the top of the highly competitive Colonial Athletic Association, but the nation yet again. The Monarch offensive line helped pave the way for ODU to rank fifth nationally and lead the CAA in scoring offense at 36.69 points per game as well as 10th nationally among FCS schools and top the league in total offense averaging 439.08 yards per contest. ODU averaged 168.15 yards of rushing offense, third in the league, and 270.92 yards of passing offense, second in the league and 18th in the country. Four Monarchs from the offense earned All-CAA honors in ODU's first season in the league.

The second season of Old Dominion football in 2010 saw the Monarchs collect an 8-3 mark in its final season of playing independent football before moving to the CAA. The Monarchs ranked eighth in the country in scoring offense fueled by quarterback and Walter Payton Award Watch List member Thomas DeMarco who finished seventh in the nation in total offense. The Monarch offense averaged 33.55 points per game.

After helping head coach Bobby Wilder and his team to a 9-2 overall mark in the inaugural campaign for Old Dominion in 2009, Scott was among the four finalists for FootballScoop.com's D-1AA Coordinator of the Year.

Under Scott's leadership in the inaugural campaign, the ODU offense finished third nationally in scoring offense averaging 35 points per contest and 18th nationally in total offense averaging just under 400 yards per game. Additionally, the Monarchs ranked second nationally in sacks allowed and ninth among all FCS schools in fewest turnovers on the year with 14. ODU's offensive efforts saw the Monarchs score 28 touchdowns in 39 red zone opportunities.

Prior to joining the Monarch coaching staff, Scott had served as recruiting coordinator, offensive line, running back and tight ends coach at Maine from 2003-08.

Scott coached the wide receivers, tight ends, and kickoff return team during the 2001 season at the University of Tennessee-Martin.

Before Tennessee-Martin, Scott served as the quarterback coach in 2002 at the University of Massachusetts-Lowell.

After a brilliant high school career as a quarterback at Waterville High School, Scott joined the Maine football team in 1995. He won the Maine Sports Hall of Fame Special Achievement Award, and is the tenth all-time leading passer at the school.

Scott earned a B.S. in communications from the University of Maine in 2000.

BRIAN SCOTT NOTES

Hometown: Waterville, Maine

High School: Waterville

College: Maine, 2000

Twitter: @ODUOC

Recruiting Areas: Offensive JUCO

Scott's Coaching History

2012-Pres.	Old Dominion	Assoc. Head Coach/Off. Coord.
2007-11	Old Dominion	Offensive Coord./Offensive Line
2004-06	Maine	Offensive Line/Running Backs
2003	Tennessee-Martin	Wide Receivers/Special Teams
2002	UMass-Lowell	Quarterbacks
2000-01	Cony HS	Off. Coord./QB's



RICH NAGY

Defensive Coordinator/ Linebackers

Fifth Season Trinity, 1987

Rich Nagy begins his fifth season as defensive coordinator as well as working primarily with the linebackers.

The fourth year proved to be the best thus far for Nagy and the Monarch defense, as the group finished second in Conference USA in scoring defense and tied for second with 34 sacks.

Senior linebackers TJ Ricks and Anthony Wilson teamed up for a combined 201 tackles, while Ricks became the first ODU defensive player to earn first-team all conference honors.

Sophomore defensive end Oshane Ximines broke the school record for sacks in a single season (7.5), while Bunmi Rotimi tied Craig Wilkins' career mark for sacks with 13.5.

The group featured five former walk-ons that developed into solid starters; Rotimi, Ricks, Wilson, Sean Carter and Brandon Addison.

In his third year overseeing the defense, overall points per game and rushing yards totals were down while sacks and interceptions were up. Linebacker TJ Ricks led Conference USA and set an ODU single season record with 123 tackles while safety Fellonte Misher was sixth in the league with 99 tackles and tied the C-USA lead with four interceptions. Ricks was also named a semi-finalist for the Brandon Burlsworth Trophy given to the best player who started his career as a walk-on.



Redshirt freshman Oshane Ximines led the Monarchs with five sacks and was named to the C-USA All-Freshmen team. As a team, ODU produced 26 sacks, eight more than last year's total.

In 2015, Nagy helped senior linebacker D.J. Simon earn All-Conference USA honors after leading the Monarchs with 89 tackles and 12 tackles for loss.

The 2014 season ODU defense finished tied for ninth in the country with 14 fumbles recovered as they

forced 18 fumbles. TJ Ricks led Conference USA with four forced fumbles.

The ODU defense had 19 sacks and 78 tackles for loss in 2013. The defense undertook a youth movement, as seven freshmen or sophomores started multiple games, while sophomores Fellonte Misher and Andrew Everett and juniors Andre Simmons and Reggie Owens were the only defensive players to start all 12 contests.

Nagy joined ODU after three seasons at Western Michigan (2010-12). He was promoted to defensive coordinator in 2012, and under his guidance, WMU's defense improved to fifth in the MAC, following a 12th place rank in 2011.

A native of Fairfield, Conn., Nagy landed at WMU after one season as defensive coordinator at Hofstra in 2009. His defense finished fourth overall in the CAA.

Before his stint at Hofstra, Nagy coached at Murray State University in Kentucky, where he served as defensive coordinator and linebackers coach for the Racers from December 2005 through the 2008 season. His 2008 defense allowed just 328.4 yards per game and linebacker Nate Williams was named to both the Walter Camp and Associated Press All-

America first teams. Williams was also a finalist for the Buck Buchanan Award, voted All-Ohio Valley Conference's (OVC) first team and selected the OVC Defensive Player of the Year.

Prior to Murray State, Nagy spent five seasons (2001-2005) at CAA-member Maine, as defensive coordinator, linebackers and secondary coach. During his tenure the Black Bears ranked among the top four teams in defense in four of his five seasons, captured back-to-back Atlantic 10 co-championships and advanced to the NCAA FCS Playoff quarterfinals in both 2001 and 2002. The team recorded a school record 11 victories in 2002, posted the first two playoff wins in school history and tallied the first victory over an FBS opponent, downing Mississippi State, 9-7, in 2004. In 2002, Maine led the Atlantic 10 in defense, allowing just 267.6 yards per game and 15.4 points per outing, with both ranking ninth in the country. American Football Monthly named Nagy the FCS Defensive Coordinator of the Year in 2002.

A standout running back at Trinity College in Hartford, Conn. from 1983 through 1987 and most valuable player in 1986, Nagy began his coaching career as assistant secondary coach at Trinity. In 1988 he coached the inside linebackers at Allegheny College before moving on to Union College in 1989, working with the outside linebackers.

Nagy spent the next two seasons as outside linebackers coach and assisted with the special teams units at Maine. In the spring of 1992 he began a five-year tenure at Allegheny as special teams coordinator and linebackers coach, and was promoted to associate head coach in his final year there. During that time the Gators captured three North Coast Athletic Conference titles and made three Division III Playoff appearances. In February 1997, Nagy moved on to the University of South Dakota as special teams coordinator and secondary coach for one season before coming back east to start a three-year stint at Fordham University in the Bronx, N.Y. He served as defensive coordinator and secondary coach during the 1998 season, secondary coach and recruiting coordinator the following two years before moving back to Maine in the spring of 2001.

RICH NAGY NOTES

Hometown: Fairfield, Conn.
High School: Roger Ludlowe
College: Trinity, 1987
Twitter: @Rich_Nagy

Recruiting Areas: Defensive JUCO

Nagy's Coaching History

2014-Pres.	Old Dominion	Defensive Coord./Linebackers
2013	Old Dominion	Defensive Coord./Secondary
2012-13	Western Michigan	Defensive Coordinator
2010-12	Western Michigan	Asst. Def. Coord./Safeties
2009-10	Hofstra	Defensive Coordinator
2005-09	Murray State	Defensive Coord./Linebackers
2001-05	Maine	Defensive Coord./Linebackers
1999-01	Fordham	Recruiting Coord./Secondary
1998-99	Fordham	Defensive Coord./Secondary
1997-98	South Dakota	Special Teams/Secondary
1992-97	Allegheny Coll.	Assoc. HC/Special Teams/LB's
1990-92	Maine	Outside Linebackers
1989-90	Union College	Outside Linebackers
1988-89	Allegheny Coll.	Inside Linebackers
1987-88	Trinity	Assistant Secondary



KERMIT BUGGS

Asst. Defensive Coordinator/Recruiting Coordinator Safeties Fourth Season Norfolk State, 1995

Kermit Buggs begins his fourth season at Old Dominion coaching the safeties and also holding the title of assistant defensive coordinator.

ODU featured two safeties in the top-five of the team in tackles, Sean Carter and Justice Davila, with both returning for the 2017 season. Carter, a former walk-on, started all 13 games on the season and is ODU's leading returning tackler with 60 stops in 2016.

Monarch safeties combined for five of the defense's 11 interceptions, as Carter and Denzel Williams hauled in two, and Rob Thompson had one. Williams recorded a big interception in the end zone in the Popeyes Bahamas Bowl.

Buggs led the safeties for a second-straight season, as Fellonte Misher and Justice Davila formed one of Conference USA's top tandems. Combining for 188 tackles, Misher and Davila finished second and third respectively, on the team in tackles. Misher was sixth in C-USA with 99 tackles and tied for the league lead with four interceptions and forced two fumbles. He received C-USA honorable mentions honors. Davila recorded 89 tackles on the year, finishing third on the team despite missing one game with an injury.

The ODU safeties were involved in 10 turnover plays on the year, led by Misher's four interceptions and two forced fumbles. Sean Carter recovered two fumbles while Davila forced a fumble and C.J. Bradshaw registered his first career interception.

In his first season at ODU in 2014, Buggs' safeties intercepted four passes and forced or recovered four fumbles. Fellonte Misher and Christian Byrum had two interceptions apiece while Byrum was named to the Conference USA All-Freshman Team.

Byrum and Davila, both true freshman, saw a lot of action for the Monarchs, gaining valuable Conference USA experience while Rob Thompson, the starter heading into the season, redshirted after suffering an injury during fall camp.

Buggs helped Misher develop following his solid sophomore season, finishing third on the team with 79 tackles along with two tackles for loss, two interceptions and two fumble recoveries.

Buggs coached the running backs and was the special teams coordinator in 2013 at Connecticut. Prior to his UConn stint, he was the defensive coordinator at Lock Haven University in 2012, and also spent nine seasons at Penn State.



Buggs started his career at Penn State as an offensive graduate assistant, working with the tight ends and running backs.

In his lone season coaching the Nittany Lions' tight ends in 2003, two of his players, Matt Kranchick and Sean McHugh, were taken in the NFL Draft.

Buggs was in charge of the running backs from 2004-06, mentoring Tony Hunt to one of the best careers ever by a Penn State running back. Hunt rushed for 3,320 career yards ranking him third in school-history behind Evan Royster and Curt Warner. Hunt rushed for more than 1,000 yards twice in his career and was a third round draft pick of the Philadelphia Eagles in the 2007 NFL Draft.

Penn State went 11-1 in 2005 and defeated Florida State in the Orange Bowl and was 9-4 the following season, capping the year with a 20-10 win over Tennessee in the Outback Bowl.

He was hired as the coordinator of player personnel development at PSU in 2006 and moved to coaching the secondary 2007.

He coached safeties Drew Astorino, Anthony Sciroto and Nick Sukay to All-Big 10 honors as well as returner Derrick Williams, when he oversaw the punt and kick return units.

Buggs was part of two 11-win teams while coaching the secondary and helped the Nittany Lions win a pair of bowl games, including a 19-17 win over LSU in the Capital One Bowl. In all, he coached in seven bowl games at Penn State.

Buggs began his career as a high school coach, leading Surry County High School (VA) to a 14-0 record and state championship in his first season and was named the Region A Coach and VHSCA Coach of the Year. He led Surry to the Region A Division I Championship in 2000 and to the semifinals in 2002. He produced a 34-14 record in his five-year tenure from 1999-03 and was also the school's head basketball coach during that time.

A product of Hampton, Va., Buggs is a 1995 graduate of Norfolk State University where he played football. He was the University's 1992-93 recipient of the Vince Lombardi Award for Leadership and Academic Achievement and graduated as the Spartans' all-time leading passer.

He holds a master's degree in educational administration from Penn State.

KERMIT BUGGS NOTES

Hometown: Hampton, Va.
High School: Kecoughtan
College: Norfolk State, 1995
Twitter: @KBuggs4

Recruiting Areas: Primary: Peninsula (757), Maryland (Harford to St. Mary's), Atlanta (Clayton, Cobb, Dekalb, Douglas)

Buggs' Coaching History

2015	Old Dominion	Asst. Def. Coord./Recruiting Coord./Safeties
2014	Old Dominion	Asst. Def. Coord./Safeties
2013	UConn	Special Teams/Running Backs
2012	Lock Haven	Defensive Coordinator
2007-11	Penn State	Secondary/Safeties
2006-07	Penn State	Player Development
2003-06	Penn State	Running Backs/Tight Ends
1999-03	Surry County HS	Head Coach



ARICK FORREST

Wide Receivers

Sixth Season/Third as WR Coach

Ohio State, 2011

Arick Forrest begins his third season as wide receivers coach at ODU and his sixth season on the coaching staff.

In his second season coaching receivers, Zach Pascal became the ODU all-time leader in career receptions and earned second-team All-C-USA honors, while Jonathan Duhart caught 48 passes, tied Pascal for a team-best nine TD catches, and earned honorable mention C-USA accolades. Travis Fulgham broke through with eight touchdown catches as the receiving group combined for 27 touchdowns.

Pascal became the first Monarch to be invited to the NFL Combine.

Forrest guided Zach Pascal to second-team All-Conference USA honors at wide receiver and helped the receiver to a 68 catch, 970 yard season with eight touchdown grabs. The 68 catches is tied for the second most in school history.

Pascal set a school-record with 1,549 all-purpose yards. Sophomore Jonathan Duhart enjoyed a breakout season. After recording just seven catches as a freshman, Duhart caught 47 passes for 636 yards and tied Pascal for a team-best eight touchdown catches.

Of the 235 recpetions last year, 170 (72.3 %) of them were caught by wide receivers that are returning for the 2016 season.

The previous two seasons Forrest worked with the wide receivers and his first season he worked with the Monarch quarterbacks. He was responsible for breaking down film, opponent personnel and scouting reports.

Prior to joining ODU, Forrest worked as a student coach at Ohio State for four years. He worked with the quarterbacks and had daily responsibilities working on scouting reports, breaking down film and playbook handouts.

While with the Buckeyes, Forrest was a part of three Big Ten Championships and went to four bowl games, including the Sugar, Rose and Fiesta Bowls.



ARICK FORREST NOTES

Hometown: Dublin, Ohio

High School: Bishop Watterson Catholic

College: Ohio State, 2011

Twitter: @CoachAForrest

Recruiting Areas: Western North Carolina (Charlotte and West), Upstate SC, Atlanta (Gwinnett, Fulton, DeKalb)

Forrest's Coaching History

2015-Pres.	Old Dominion	Wide Receivers
2012-14	Old Dominion	Grad. Assistant/WR's/QB's
2008-11	Ohio State	Student Assistant/Quarterbacks



JEFF COMISSIONG

Assistant Head Coach/ Defensive Line

Fifth Season Maine, 1997

Jeff Comissiong begins his fifth season as the assistant head coach and defensive line coach at Old Dominion.

The ODU defense registered 34 sacks in 2016, the most since the Monarchs joined FBS and tied for second in Conference USA. Of the 34 sacks, 27 came from the defensive front. Defensive ends Oshane Ximines and Bunmi Rotimi combined for 14.5 sacks, with Ximines setting the school single-season record with 7.5, and Rotimi tying Craig Wilkins for the career record with 13.5.

Defensive tackle Rashaad Coward finished fourth on the squad with 60 tackles, and had 7.5 tackles for loss, more TFLs than he had in his first three seasons at ODU.

The 2017 defensive line returns six of its top seven players from a season ago, with the only loss Coward, who is currently with the Chicago Bears.

Comissiong led a defensive line that featured one senior while the top two sacks leaders both return up front. Junior Rashaad Coward registered a single-season career-high 47 tackles and 1.5 sacks while sophomore Bunmi Rotimi also notched a career-best with 36 tackles and 4.5 sacks. Redshirt freshman Oshane Ximines led the team with 5.0 sacks and 7.5 tackles for loss and was named to the C-USA All-Freshmen team.

The 26 sacks by the defense was the most in a single-season since the Monarchs transition year of 2013 with 17 of the 26 sacks coming from the defensive line. Terrell Reid's sack of Southern Miss quarterback Nick Mullens forced a fumble that linebacker Martez Simpson recovered for a touchdown.

Junior defensive end Andrew Everett started all 12 games for the second-straight season while senior Malik Gumbs started all 12 games while playing just seven games the year before.

In 2013, Senior Chris Smith led all defensive linemen with 39 tackles while junior college transfer Poncho Barnwell led ODU with 3.5 sacks and all defensive linemen with 6.5 tackles for loss.

Barnwell scored ODU's first defensive touchdown since 2010 when he recovered a fumble in the end zone.

Comissiong's defensive line group had just one senior in 2013, captain Nate Barnes, and was led in tackles by sophomore defensive end Andrew Everett and redshirt freshman Terrell Reid.



The Monarchs had 19 sacks on the year and 78 tackles for loss, 34 of which came from defensive linemen.

The ODU defensive line was a young group in 2013, as four true freshmen played a lot of minutes, including Scott Wiggins, Jude Brenya, Rashaad Coward and Kanyia Anderson.

Comissiong spent six years as defensive line coach at Boston College as well as having an integral part in special teams. During his tenure at BC, the Eagles led the ACC in rush defense three times and led the country in rush defense in 2010 and finished second in 2007. Comissiong and the Eagles ranked fifth in the country in defense in 2008 and finished 13th in 2010.

While at Boston College, Comissiong placed a pair of defensive linemen on the ACC All-Conference team in 2007 and 2008 and defensive linemen B.J. Raji (Green Bay Packers) and Ron Brace (New England Patriots) were taken in the first two rounds of the 2009 NFL Draft. Damik Scafe, another defensive tackle coached by Comissiong at BC, is currently on the roster for the San Diego Chargers.

Before joining BC, Comissiong spent two years at Harvard, helping the Crimson to the No. 1 ranked defense in the Ivy league and also finishing first in sacks, while leading the country in tackles for loss and sacks and coming in second in the country in run defense. Prior to his time at Harvard, he rejoined the staff at Maine, coaching the defensive line for five years.

He started his collegiate coaching career at Maine in 1996 and was in charge of the defensive ends for three seasons, helping the defense set a school record 51 sacks in a season. Following his stint at Maine, he joined the staff at Bates College for three years, where he was the defensive line coach as well as the strength and conditioning coach.

Comissiong was a four-year letterwinner at linebacker for Maine.

JEFF COMISSIONG NOTES

Hometown: St. Thomas, V.I.

High School: Charlotte Amalie (V.I.) Maine Central Institute

College: Maine, 1997

Twitter: @JeffComissiong

Recruiting Areas: Central VA (Rockbridge, Lexington, Buena Vista, Nelson, Amherst, Buckingham, Cumberland, Botetourt, Lynchburg, Bedford, Bedford City, Salem, Roanoke, Roanoke City, Campbell, Appomattox, Prince Edward, Amelia, Nottoway, Charlotte, Lunenburg,, Mecklenburg, Halifax, Pittsylvania, Danville), SE PA (Philly, Lehigh Valley, Harrisburg), NY (Poughkeepsie down, 5 boroughs, LI), Jacksonville, FL

Comissiong's Coaching History

2013-Pres.	Old Dominion	Asst. Head Coach/Defensive Line
2007-13	Boston College	Defensive Line
2006-07	Harvard	Defensive Line
2002-06	Maine	Recruiting Coord./Defensive Line
2000-02	Maine	Running Backs
1998-00	Bates College	Strength and Cond./D. Line
1996-98	Maine	Defensive Line



Chris Malone

Offensive Line Second Season Virginia Tech, 1996

Chris Malone begins his second season in charge of the ODU offensive line.

In his first season, Malone helped an ODU offensive line that featured one senior starter, as ODU led Conference USA in rushing with 2,559 yards. The Monarchs finished second in Conference USA in fewest sacks allowed.

Senior offensive lineman Troy Butler earned second-team All-Conference USA honors, while Devin Hannan was named to the Conference USA All-Freshman Team.

“Coach Malone is known for having outstanding offensive Line play wherever he has coached. His players are tough, physical, and play with technique. I coached against him when he was at UMass and JMU and always respected the way he coached,” Head Coach Bobby Wilder said. “He is also an outstanding recruiter that has a great reputation with the Virginia high school coaches. It is also worth noting he had an outstanding career as an offensive lineman at Virginia Tech starting 47 consecutive games on some very good teams. I know our players will be excited to work with Coach Malone.”

Prior to joining ODU, Malone spent two seasons at Tennessee-Chattanooga, helping the Mocs to the FCS playoffs both seasons. In 2015, Malone coached offensive lineman Corey Levin to FCS All-American honors and his second-straight Jacob’s Blocking Award given to the top lineman in the Southern Conference. The Mocs rushed for more than 3,000 yards and had two 1,000 yard rushers. UTC went 9-4 and advanced to the second round of the FCS playoffs before losing to national runner-up, Jacksonville State.

Malone coached at Virginia State in 2013, helping the Trojans to a 9-1 record and a CIAA title.

Prior to that, he worked with the offensive line and was the run game coordinator at James Madison for seven seasons. At JMU, Malone coached Dorian Brooks, a 2009 Third-Team All-America and a free agent signee of the NFL’s Pittsburgh Steelers. In 2008, he directed an offensive front that included Rimington Award (nation’s top center) winner Scott Lemn and other all-league honorees Brooks, Terrence Apter and Theo Sherman. The Dukes averaged 38.1 points and 282.8 rushing yards per game. Also at JMU, he coached Earl Watford (Arizona Cardinals) and Josh Wells (Jacksonville Jaguars).

In 2007, Malone coached an offensive front that helped JMU average 33.3 points, 410.0 yards of total offense and 265.1 yards per game rushing. JMU led the CAA in rushing and was seventh nationally, while allowing only six sacks, the fewest in the nation.

Prior to James Madison, Malone coached the offensive line and tight ends at VMI (2005) and the offensive line (2001-04) at UMass. He was a graduate assistant offensive line coach at Virginia Tech from 1999-2000, and was offensive and defensive line coach at Fork Union Military Academy in 1998.

Malone was a four-year starter as an offensive guard at Virginia Tech, making 47 consecutive starts during his career and earning All-Big East Conference honors in 1995.



CHRIS MALONE NOTES

Hometown: Emporia, Va.

High School: Brunswick Academy/Fork Union Academy

College: Virginia Tech, 1996

Twitter: @Cmalone51

Recruiting Areas: VA (Chesapeake, Richmond, 64 to Charlottesville), NE PA (Scranton Wilkes-Barre)

Malone’s Coaching History

2016-Pres.	Old Dominion	Offensive Line
2014-15	Chattanooga	Run Game Coord./Offensive Line
2013	Virginia State	Run Game Coord./Offensive Line
2006-12	James Madison	Run Game Coord./Offensive Line
2004-06	VMI	Offensive Line/Tight Ends
2003-04	UMass	Offensive Line
2001-02	UMass	Tight Ends
1999-01	Virginia Tech	GA/Offensive Line



SAM PERRYMAN

Cornerbacks Third Season Lehigh, 2003


Sam Perryman begins his third season as coach of the Old Dominion cornerbacks.

Brandon Addison and Aaron Young combined to start 25 games in 2016 for ODU at cornerback, while redshirt freshman Jamez Brickhouse had a breakout Popeyes Bahamas Bowl with 11 tackles in his first career start.

Young led ODU with three interceptions, while Addison nabbed the first two of his career. Addison set ODU records for most pass breakups in a game with five, and already owns the career pass breakups record with 21, and one season left to play.

Perryman helped develop first year starting cornerbacks Aaron Young and Brandon Addison to help solidify the pass defense in 2015. With a combined one start between the two before the season, Addison and Young each started all 12 games for the Monarchs with Devon Brown, Aquante Thornton and Rob Thompson backing them up. Young was fifth on the team with 59 tackles and added 1.5 sacks and his first career interception. A walk-on, Addison notched 38 tackles and a team-high 11 pass breakups, tied for the single-season school record.

Perryman joined the Monarchs after two seasons at Division II Lenoir-Rhyne. Perryman coached the corners and was the recruiting coordinator in 2014 and helped the Bears to an undefeated regular season before falling to Valdosta State in the playoffs.



In his first season at L-R in 2013, Perryman coached the wide receivers and the Bears advanced to the NCAA Division II Championship game.

“I am thrilled to be here at Old Dominion. Coach Wilder and his staff have built a great program in the short life of ODU football,” Perryman said. “I’m happy to be a part of it, my wife Keiwana and I are happy to be joining the ODU football family and coming to the Hampton Roads area. I am looking forward to continue the success that has become a staple of Old Dominion football.”

In 2012, Perryman coached at Lock Haven University as a defensive backs coach. Prior to that he spent two years at Beloit (WI) coaching the defensive line and as defensive coordinator in 2011.

Perryman coached the wide receivers at Bucknell in 2009 and prior to that spent four seasons at Penn State working with the strength and conditioning staff, offensive assistant and assistant defensive line coach. He got his start in collegiate coaching in 2004 at Muhlenberg (PA).

Perryman was a four-year letterwinner at Lehigh, helping the Mountain Hawks to three Patriot League Championships in his four years.

SAM PERRYMAN NOTES

Hometown: Decatur, Ga.
High School: Towers
College: Lehigh, 2003
Twitter: @CoachPerryman

Recruiting Areas: NW VA (Frederick, Winchester, Clarke, Warren, Shenandoah, Rappahannock, Culpepper, Page, Madison, Rockingham, Harrisonburg, Augusta, Staunton, Waynesboro), Central MD (Frederick, Carroll, Baltimore City, Baltimore County, Harford, SA – Assists with auxiliary MD), Atlanta (Douglas, Cherokee, Forsyth, Fulton), Rest of GA

Perryman’s Coaching History

2015-Pres.	Old Dominion	Cornerbacks
2013-14	Lenoir-Rhyne	Cornerbacks
2012	Lock Haven	Defensive Backs
2010-11	Beloit	Def. Coord/Defensive Line
2009	Bucknell	Wide Receivers
2005-08	Penn State	Strength and Conditioning
2004	Muhlenberg	Defense



RON WHITCOMB

Assistant Head Coach for Offense/ Quarterbacks

11th Season Maine, 2006

Ron Whitcomb has been with the Old Dominion football program since the beginning and starts his 11th season with the Monarchs in 2015.

Whitcomb groomed quarterback David Washington to the second-best touchdown to interception ratio in the country in 2016 to help ODU to a 10-3 overall record and victory in the Popeyes Bahamas Bowl. Washington passed for 2,836 yards and 31 touchdowns and just five interceptions in his first full season as a starter, after playing wide receiver most of the previous two seasons.

Washington threw a touchdown pass in all but one game in 2016, and tossed multiple TD passes 11 times. He passed for 188 yards and three scores in the bowl win.

Whitcomb guided current Minnesota Viking Taylor Heinicke to a tremendous four year career as 2015 was the first time since 2011 that Heinicke was not behind center. Shuler Bentley and David Washington split the QB duties, combining to complete 234-for-432 for 2,2587 yards and 20 touchdowns. Bentley started the year at quarterback and led a come-from-behind win at Eastern Michigan in the opener and a win over Norfolk State. Washington came in vs. Charlotte for the second series, going 25-of-43 for 365 yards and four touchdowns for a dramatic 37-34 win over the 49ers.

For the seventh straight season in 2015, Old Dominion quarterbacks threw at least 20 touchdown passes and for the third time in school history threw less than 10 interceptions.

Whitcomb guided four-year starting quarterback Taylor Heinicke, to one of the best statistical careers of any Division I quarterback ever. Heinicke ranks third all-time among FBS quarterbacks in total yards of offense with 16,279 and sixth in career passing yards with 14,959. Heinicke's 132 career touchdown tosses is fourth most all-time, just two behind Texas Tech's Graham Harrell for third place.

In ODU's first full season in Conference USA and FBS in 2014, the ODU offense finished second in the league in passing offense and third in total offense. For the third-straight season ODU averaged more than 30 points per game, putting up 32.7 points per game.

Heinicke completed 289-of-457 passes for 3,476 yards and 30 touchdown passes, despite working with three true freshman wide receivers, and two sophomores, including backup quarterback David Washington, who had 47 receptions on the year. Heinicke earned Conference USA honorable mention honors.

As a junior, Heinicke completed 340-of-486 passes for 4,022 yards and 33 touchdown passes in 2013. Heinicke finished in the top-10 in the FBS in passing yards per game, completions per game and passing yards, while finishing third in the country with a 70.0 percent completion percentage. Entering the 2014 season, Heinicke was the FBS active career leader in seven quarterback categories, including passing yards, passing yards per game, total offense, touchdown passes, completions per game and touchdowns responsible for.



In 2012, the Monarchs led the FCS in scoring offense with 45.15 points per game, passing offense at 393.85 and total offense with 548.23 yards per game. Whitcomb helped lead Taylor Heinicke to the most prolific season by a quarterback in FCS history. Heinicke led the nation in passing yards, passing yards per game, touchdown passes, total TD's, total offense and points responsible for. Heinicke set FCS single-season record for passing yards and completions. Heinicke threw for 5,076 (since passed) passing yards surpassing Steve McNair's record of 4,863 he set for Alcorn State in 1994. Heinicke's 398 completions broke Brett Gordon's mark of 385 he set in 2002 for Villanova. Heinicke won the Walter Payton Award given to the Best Player in the FCS, becoming just the second sophomore ever to win the award. The 2012 season also saw Heinicke earn CAA Offensive Player of the Year honors and first-team All-CAA honors. He received First-Team All-America honors by seven organizations and won the Dudley Award for the best Division I Player in the state of Virginia.

In the Monarchs' first season of FCS play, Whitcomb tutored quarterback Thomas DeMarco, who went on to become the second leading quarterback in the FCS in rushing behind Florida A&M's Curtis Pulley and seventh among FCS student-athletes in scoring, averaging 9.45 points per contest. DeMarco completed 137 of his 255 attempts throwing for 21 touchdown passes and making only four interceptions as the Monarchs finished at 9-2 as the winningest FCS start-up program in history.

Success continued for the Monarch signal-callers in 2011 with DeMarco being named to the Walter Payton Watch list for the second straight season and Heinicke, as a true freshman, having a breakout year completing 211 of his 307 passes with just one interception. Although Heinicke did not appear in the minimum 75% of games plays to have his name listed among the national stats, Heinicke would have ranked 18th nationally in passing yards, fifth nationally in pass efficiency rating, and 10th among all FCS athletes in total offense per contest.

Before joining the Old Dominion staff, Whitcomb was a four-year starter at the University of Maine where he played under Coach Wilder from 2003-2006.

Whitcomb departed as the Black Bears' all-time leader in completions (755), total offense (8,801) and touchdown passes (68). His 8,183 passing yards ranked second, as did his .592 completion percentage. One of three senior captains at Maine in 2006, Whitcomb was named the Atlantic-10 and Eastern College Athletic Conference (ECAC) Rookie of the Year as a redshirt freshman after passing for 2,428 yards and 21 touchdowns. The passing yardage was the most by a freshman in Atlantic-10 history and he also established a new school record with touchdown passes in 11 straight games.

RON WHITCOMB NOTES

Hometown: Rochester, N.Y.

High School: East Rochester

College: Maine, 2006

Twitter: @ronwhitcomb

Recruiting Areas: Eastern NC (East of Charlotte), Low Country SC, Rochester/Bufalo (NY), QB's

Whitcomb's Coaching History

2015	Old Dominion	Asst. HC Offense/Quarterbacks
2014	Old Dominion	Offensive Coord./Quarterbacks
2012-13	Old Dominion	Recruiting Coord./Quarterbacks
2011-12	Old Dominion	Pass Game Coord./Quarterbacks
2007-10	Old Dominion	Quarterbacks



Charles Bankins

Special Teams Coordinator/ Running Backs Second Season James Madison, 1994

Charles Bankins begins his second season at Old Dominion as running backs coach and special teams coordinator.

Bankins helped running back Ray Lawry break his own single-season rushing record with 1,255 yards, while Jeremy Cox rushed for a career-best 732 yards and a team-best 14 touchdowns. ODU set the single-season rushing record with 2,559 yards, with 2,225 of that coming from the running backs. Lawry and Cox also combined to catch 22 passes out of the backfield for 252 yards and a pair of touchdowns. Lawry caught a 59-yard touchdown pass on the first play of the season, while Cox had ODU's longest play of the season, an 84-yard touchdown catch at Florida Atlantic.

Bankins' special teams units were much improved from a season before, as ODU finished fourth in Conference USA in punt and kickoff return average, and finished in the top-10 in the country in kick return defense.

Kicker Brad Davis, punter Bailey Cate and punt returner Darrell Brown all earned C-USA All Freshman Team honors.

"We are excited to have Charles Bankins join our football family. He is an outstanding coach and recruiter that has a great reputation with the Virginia high school coaches. Having played at JMU and coached at Hampton and Richmond, he is familiar with the area and the coaches in Virginia," Head Coach Bobby Wilder said.

Bankins was the special teams coach at Vanderbilt the last five seasons and coached the running backs the last two seasons while coaching tight ends the previous three years. Bankins'

kickoff coverage units ranked in the top-15 nationally twice while three of his specialists earned All-SEC accolades.

Prior to his tenure at Vanderbilt, Bankins spent two years at Maryland as the tight ends and special teams coordinator. The Terps' punt returner Tony Logan earned first-team All-ACC accolades and finished third in the country in punt return average while former NFL second round draft pick Torrey Smith earned All-ACC honors as a kick returner. Bankins helped the University of Richmond to an FCS National Championship in 2008 and a CAA Championship in 2007 while coaching the special teams and running backs. Before that he was the offensive coordinator at Hampton for the 2006 season, his second time with the school and was the assistant special teams coach for the St. Louis Rams under Mike Martz in 2005.

Bankins was at Hampton the five prior seasons, helping the Pirates to a MEAC Championship in 2004. He also worked with the Jacksonville Jaguars and Green Bay Packers as a special teams intern. He began his coaching career as a wide receivers coach at Eastern Kentucky and helping them to an Ohio Valley Conference Championship before heading to Indiana University of Pennsylvania (IUP) and helping them to the Division II semifinals.

Bankins played running back at James Madison from 1990-92 and helped the Dukes to the 1991 I-AA playoffs.



CHARLES BANKINS NOTES

Hometown: Hollywood, Md.

High School: Leonardtown

College: James Madison, 1994

Twitter: @FBCoachBankins

Recruiting Areas: VA (Chesapeake, Richmond, 64 to Charlottesville), NE PA (Scranton Wilkes-Barre)

Bankins's Coaching History

2016-Pres.	Old Dominion	Running Backs/Special Teams
2014-15	Vanderbilt	Running Backs/Special Teams
2011-13	Vanderbilt	Tight Ends/Special Teams
2009-10	Maryland	Tight Ends/Special Teams
2007-08	Richmond	Running Backs/Special Teams
2006	Hampton	Offensive Coord./Special Teams
2005	St. Louis Rams	Assistant Special Teams
2004	Jacksonville Jaguars	Special Teams Intern
2002-04	Hampton	Running Backs/Recruiting Coord.
2002	Green Bay Packers	Special Teams Intern
2000-01	Hampton	Running Backs/Recruiting Coord.
1999	Indiana (Pa.)	Wide Receivers/Tight Ends
1998	James Madison	Wide Receivers/Tight Ends
1996-97	Eastern Kentucky	GA/Wide Receivers



Jack Lowney
**Graduate Assistant/
Tight Ends/Offensive Line**
Second Season
Old Dominion, 2013

Jack Lowney begins his second season as a graduate assistant coaching the offensive line and tight ends.

Lowney was a three and a half year starter for Old Dominion, starting 43-straight games in his career playing right guard, right tackle and left tackle.

In 2012, he earned All-CAA honors and second-team All-America accolades from College Sports Madness. Lowney helped the Monarchs to an 11-2 season and a CAA Championship.

After he graduated ODU in 2013, he had a tryout with the Baltimore Ravens in 2014.




CONNOR BEERWORTH
**Graduate Assistant/
Defensive Line**
Third Season
Union College, 2013

Connor Beerworth begins his third season working with the defensive line as a graduate assistant.

He joins the Monarchs after coaching the linebackers at Colby College in 2014 and prior to that worked at New Hampshire and Castleton State.

During the 2013 season, he coached outside linebackers, strong safeties, and worked with special teams at Castleton State.

Beerworth graduated from Union College in May 2013, earning team defensive MVP honors as an outside linebacker in his senior season. He also was on the All-Liberty League All-Academic Team.



CRAIG WILKINS
**Graduate Assistant/
Wide Receivers**
Third Season
Old Dominion, 2012

Craig Wilkins is in his third season as a graduate assistant with the Monarchs and will work with the wide receivers.

Wilkins is ODU's career leader in tackles, sacks and interceptions. He started his career as a safety but moved to linebacker and recorded 340 tackles, 13.5 sacks and nine interceptions.

Following his ODU career, he went to NFL training camp with the Seattle Seahawks and made it to the final cut. He joined the Calgary Stampeders of the CFL for training camp before retiring from professional football.



Tanner Cotman
**Graduate Assistant/
Safeties**
First Season Season
Old Dominion, 2016

Tanner Cotman begins his first season as a graduate assistant after spending the previous four seasons as a student assistant coach.

Cotman will work with the safeties.

During his time as a student assistant, Cotman worked with the defensive line in his first season, and the safeties his final three years.

He was responsible for assisting coaches in drills, breaking down film and charting plays.



Support Staff



TIM KOVACS
Director of Operations
Second Season/Seventh Overall
Old Dominion, 2012

Tim Kovacs begins his second season as the Director of Football Operations but enters his seventh season overall. He spent the last two seasons as the Assistant Director of Recruiting.

A native of Albany, N.Y., Kovacs comes to ODU from UAB, where his responsibilities included, creating and maintaining the recruiting board, handling transcript evaluations, creating recruiting maps for each individual coach and hosting recruits during on-campus visits.

Kovacs previously worked at Old Dominion as an offensive quality control assistant.

At ODU, Kovacs was responsible for film breakdown, while creating and maintaining recruiting databases for the coaching staff. From 2007-2009, Kovacs worked as a recruiting student assistant at Old Dominion, where he helped input recruiting data and created highlights for potential recruits.

Kovacs graduated in 2011 from Old Dominion with a degree in sports management.



JAY HAESEKER
Asst. Dir. of Recruiting
Second Season
North Carolina, 2012

Jay Haesecker enters his second season as the Assistant Director of Recruiting at Old Dominion.

Haesecker comes to ODU after spending two years on the staff at Wake Forest. He worked on the football operations side, handling travel, weekly planning and implementing recruiting plans. He also executed and planned all football on campus recruiting events and led a student staff of 20 employees.

He joined Wake Forest after spending a year at South Carolina, helping with recruiting and the running backs.

Prior to that, he spent a year at North Carolina, working as a recruiting specialist and football operations intern.





RYAN MARTIN

Director of Sports Performance

10th Season

Anderson, 1998

Ryan Martin begins his 10th season at Old Dominion University and was promoted to the Director of Sports Performance in the summer of 2013.

Martin served as the Strength and Conditioning Coordinator for 18 Division I sports at Hofstra University. He oversaw the daily facets of training for football, men's and women's lacrosse, and field hockey. While with the Pride, Martin helped develop two NFL draft picks (Willie Colon - Fourth Round; Marques Colston - Seventh Round), along with nine free-agent signees.

From 2001-2004, Martin was the Head Strength and Conditioning Coach for 21 sports at Davidson College. While working with the Wildcats, he was one of six finalists for the 2004 NSCA College Strength and Conditioning Professional of the Year Award.

Martin spent time with the Indianapolis Colts and the University of Notre Dame as an Assistant Strength and Conditioning Coach in 2001. With the Colts, he helped supervise and implement flexibility, strength, and conditioning programs for the players, as well as assist with data analysis, testing for performance, and evaluating current scientific research for performance enhancement. During his time with the Irish, Martin implemented and supervised programs for football, as well as all 26 of Notre Dame's Olympic varsity sports.

While pursuing his master's degree at Indiana State, Martin worked as a Graduate Assistant Strength and Conditioning Coach with the Sycamores, working alongside baseball, volleyball, and women's basketball. He interned at Northwestern University, working specifically with men's soccer, golf, tennis, and wrestling.

Martin has ties to the Hampton Roads area as he served as an intern with the football team at the Apprentice School, coaching the tight ends as well as assisting with special teams.

Prior to coming to the Hampton Roads region, Martin worked at Acceleration, Indiana as a sports specific trainer, while obtaining his undergraduate degree at Anderson University.

Martin holds a B.A. in physical education from Anderson University and was awarded a M.S. in exercise science/biomechanics from Indiana State in 2000.



JOE MAKOVEC

Asst. Director of Sports Performance

10th Season

Wisconsin Stevens-Point, 2003

Joe Makovec is in his 10th year at Old Dominion University where he serves as the Assistant Director of Sports Performance, working primarily with the Monarch football program.

Makovec spent three years as the assistant strength and conditioning coach at Hofstra University before joining the Old Dominion staff. There he was solely responsible for designing and implementing the flexibility, nutritional, speed, strength and conditioning protocols for 15 varsity programs, while also assisting with football and men's and women's lacrosse. He also performed periodic body composition and nutritional assessments for student-athletes, as well as aiding in implementing rehabilitation programs for injured student-athletes in conjunction with Hofstra's sports medicine team.

Prior to Hofstra, Makovec was the strength and conditioning coach for the Hamburg Sea Devils of NFL Europe during the 2005 season. He served as an intern with the Indianapolis Colts from March of 2002 until March of 2003, and was the first strength and conditioning intern to be invited to stay on for a full season by the Colts. He has also had high school football coaching experience at his alma mater, Riverdale High School, where he handled strength and conditioning as well as positional coaching - working with linebackers and running backs during the 2004 and 2005 seasons.

Makovec is a 2003 graduate of the University of Wisconsin-Stevens Point with degree in health promotion and wellness. While at Stevens Point, Makovec was a linebacker on the football team and was a part of three conference championship winning teams in the WIAC, as well as two NCAA Division III playoff appearances.

He is certified by the National Strength and Conditioning Association (NSCA) as a Certified Strength and Conditioning Specialist (CSCS).

He is married to Katelyn Smither, a former ODU field hockey first-team All-CAA honoree and female Athlete of the Year.



Old Dominion Football Support Staff



Phillip Wilkerson
Head Athletic Trainer –
Football



Daniel Cornier
Head Athletic
Equipment Manager



Mitch Laabs
Assistant
Equipment Manager



Eric Bohannon
Assistant Athletic Director -
Athletic Communications



Ragean Hill
Associate Athletic Director
for Student Services
Senior Woman Administrator



Wendell Mitchem
Football Video Coordinator



Rodney Harmon
Sideline
Communication Tech



Guy Williams
Sideline
Communication Tech

OLD DOMINION FOOTBALL BROADCAST TEAM



Ted Alexander
“Voice of the Monarchs”
Play-By-Play



Andy Mashaw
Color Analyst



Rick Kiefner
Pre-Game Host




Doug Ripley
Sideline Reporter



SEASON PREVIEW

40



SEASON PREVIEW

Old Dominion finished an historic 2016 season with a 24-20 victory over Eastern Michigan in the Popeyes Bahamas Bowl. It was the first bowl appearance and win in program history, along with the first 10-win FBS season in program history. ODU became the youngest program since Division I formed in 1978, to win 10 games.

The Monarchs return 16 starters from last season and 46 letterwinners, as well as 30 players that redshirted last season.

ODU begins the season against FCS Albany, who had a win last season over Buffalo, before traveling to UMass the second week of the season. The Monarchs face back-to-back ACC foes, starting at home on Sept. 16 against North Carolina before traveling to Virginia Tech on Sept. 23. The Silver and Blue host Florida Atlantic in the C-USA opener. Other C-USA home games include WKU, Rice and Charlotte. Conference road games include Marshall, North Texas, FIU and Middle Tennessee.

Offense

The ODU offense returns eight starters from last seasons squad that went 10-3, but loses quarterback David Washington, wide receiver Zach Pascal (Washington Redskins) and right guard Troy Butler. The squad does return a plethora of talent in the backfield, nine of 10 leading receivers, and four starting offensive linemen.

Quarterback

Redshirt sophomore Blake LaRussa is the only quarterback on the roster that has thrown a pass in an FBS game, albeit just 24 passes in mostly backup duty in 2016. However, that

experience and a solid spring gives LaRussa a slight edge over the other three quarterbacks on the ODU roster. A native of Virginia Beach and former walk-on, LaRussa completed 14-of-24 passes for 140 yards with one interception, while rushing for one touchdown. His most extensive action was at the end of the first half of the FIU game when Washington was sidelined briefly with an injury. LaRussa led the offense on a two-minute drill, lofting a hail mary to Isaiah Harper that was caught at the one-yard line. He finished the game 6-for-8 for 68 yards.

Redshirt freshman Drayton Arnold traveled to every game as a true freshman while redshirting. He passed for more than 8,500 yards at Myrtle Beach High School and led them to a state championship as a sophomore.

Junior college transfer Jordan Hoy has three years of eligibility after transferring from Fullerton CC in California. In 2016, Hoy passed for more than 3,400 yards and contributed more than 4,100 yards of total offense and 46 total touchdowns en route to player of the year honors.

True freshman Steven Williams Jr. was the No. 14 recruit out of Woodrow Wilson High School in Washington, D.C. He passed for 2,400 yards and 31 touchdowns as a senior and rushed for 300 yards and nine touchdowns.

Running Back

The good news: Old Dominion University led Conference USA in rushing and set a single-season school record with 2,595 yards in 2017. Even better news: The Monarchs return every running back that touched the ball last season, including ODU all-time leading rusher Ray Lawry and Jeremy Cox, who led ODU in scoring last season. The bad news: There is only one ball.

For the third-straight year, Lawry led the Monarchs in rushing. He totaled 1,255 yards, an ODU single-season record, along with 11 rushing touchdowns and also caught 11 passes for 134 yards and a touchdown. He enters 2017 as the seventh active rusher in FBS.

Cox had a solid freshman season, but burst onto the scene as a sophomore, rushing for 732 yards and a team-best 13 rushing TD's. He also had 11 catches for 118 yards, including an 84-yard touchdown catch at Florida Atlantic, the longest pass in ODU FBS history.

The duo of Lawry and Cox combined for 1,987 yards and 24 rushing touchdowns last season.

Lawry and Cox also succeeded on something head coach Bobby Wilder stresses; hanging onto the football. Lawry has gone 304-straight touches without fumbling, while Cox's streak has reached 232-straight touches. Cox has never fumbled in his ODU career. ODU backs did not fumble in



SEASON PREVIEW



Melvin Vaughn

2017, as ODU fumbled just 10 times, losing four.

Redshirt sophomore Gemonta Jackson played rushed 23 times for 103 yards and a touchdown before an injury ended his season after six games. Jackson is also a quality special teams player, as is senior Josh Marriner. Marriner played in all 13 games, carrying the ball 23 times for 84 yards. He was also a stalwart on special teams, playing on nearly every team and finishing second on the squad with 10 special teams tackles.

A former walk-on, senior Brandon Simmons has done everything asked of him in his first three years at ODU, including foregoing a redshirt with four games left in 2015, being a top scout player and perform admirably on special teams. Simmons carried the ball of the first time in his career in 2017, toting 11 carries for 45 yards.

Junior Kesean Strong returns to running back after a switch to wide receiver as a sophomore. As a true freshman in 2015, Strong rushed 27 times for 75 yards and a touchdown. He has also returned kicks and been a strong presence on special teams.

Walk-ons Justin Cooper and Malik Fuller saw their first action in 2016, Fuller played in two games before suffering a season-ending injury, while Cooper played in nine games, mostly on special teams, but also registered two carries for six yards.

Redshirt freshman Brandon Sinclair, a high school teammate of quarterback Drayton Arnold, redshirted in 2016.

True freshman Casey Perkins joins ODU from Smyrna High

School in Tennessee. Perkins was ranked the No. 70 running back coming out of high school.

Wide Receiver/Tight End

ODU graduated their all-time leader in receptions in Zach Pascal, who is currently a member of the Washington Redskins, but returns virtually every other member of the 2016 receiving corps, as well as a few key additions.

With the departure of Pascal, senior Jonathan Duhart will take over as the top receiver after finishing second on the squad in 2016 with 48 catches for 735 yards and tying Pascal with a team-high nine touchdowns.

Junior Travis Fulgham had a breakout 2016, as he caught 29 passes for 478 yards and eight touchdowns, including seven-straight games with a touchdown grab at one point in the season.

Melvin Vaughn returns for his senior season as a quality security blanket for whomever is at quarterback. Vaughn caught 22 passes for 233 yards and a touchdown in 11 games last season, and was often a check down option for David Washington.

Junior Isaiah Harper contributed with 14 catches for 174 yards and a touchdown. Harper's speed and versatility can make it difficult for defenses.

Senior Marques Little and junior Er'Reon Hayes have both played integral parts during their ODU careers but were overshadowed by Pascal, Duhart and Fulgham last season. Little has caught 38 career passes and played in 37 games, while Hayes has played in 19 career games. Despite not bringing in a lot of receptions, the pair played a key role on special teams. Redshirt sophomore Hasaan Patterson caught one pass last



Travis Fulgham

SEASON PREVIEW

season and saw action on special teams in seven games last year and will look for a bigger role this season.

Sophomore Darrell Brown earned Conference USA All-Freshman team accolades as a punt returner, and will look to make his mark on the offense in 2017.

Noah Ellison, Jake Herslow, Scott McCluney and Kevin Todd red-shirted in 2016. Ellison was a three-star recruit out of New Jersey.

ODU signed one wider receiver in the 2017 recruiting class, Amari Colbert, a 6-3, 195 pounder from Warner Robins High School in Georgia.

In addition to Vaughn at tight end, ODU returns sophomore Nijee Cox. Cox played in 10 games, playing a key role on special teams and as a blocker out of the tight end position.

Marcus Joyner, a 6-2, 250 pounder from Camden County High School in North Carolina, redshirted last season.

The Monarchs added a pair of tight ends in the 2017 recruiting class, including DeAndre Woods, a grad transfer from Vanderbilt. Woods battled injuries in his time with the Commodores, but has two years of eligibility remaining.

ODU also brought in true freshman Keion White. White is from Garner High School in North Carolina.

Offensive Line

The ODU offensive line returns five players that started games from the record-setting 2016 season, while the Monarchs have a host of young players looking to step in as well.



Darius Garcia



Chad Hendricks

A young group that featured just one senior starter a year ago, this year's version is once again a young group that has just one senior. Despite being a young group, the unit has combined for 77 career starts.

Darius Garcia is that lone senior. Garcia started the first six games of 2016 at right tackle before suffering a season-ending injury. Garcia will be ready for camp this fall and is penciled in as the starter at right guard.

Junior Nick Clarke has the longest streak of games started on the offensive line with 19-consecutive starts at center. A calm presence in the middle, Clarke handles the offensive line calls and is flawless in his shotgun snaps to the quarterback. He has twice been on the Rimington Trophy Watch List given to the best center in the country.

Junior Chad Hendricks played in all 13 games, starting the final 10 at left tackle. A former walk-on that is also a member of the ODU ROTC, Hendricks is expected to slide over to right tackle this season.

Redshirt sophomore Tony Barnett started six games last season at left guard and played in all 13 games.

Behind the returning starters from last year is a group short on experience, but high on talent. Redshirt freshman Isaac Weaver is the leader of that group. A native of Marietta, Georgia, the 6-6, 280 pounder is expected to take over at left tackle this season.

Junior A.J. Davison redshirted last season, but is expected to compete for time at either guard position, while Andrew Lawson and Jace Mallory will also compete for positions at guard and center. Another redshirt freshman, T.J. Stormont, will look compete for playing time at tackle.

SEASON PREVIEW



Bunmi Rotimi

A transfer from West Virginia State, Eric Magwood had to sit out last season but is eligible this season and will compete for a spot at tackle.

Freshman Elijah Rivers joined the Monarchs in January from Fork Union Military Academy. He joins a laundry list of offensive linemen from Fork Union, including current starters, Tony Barnett and Darius Garcia.

True freshman Jack Miller and Cameron Muller also join the Monarchs and will give added depth to the group.

Defense

The defense has steadily improved since ODU transitioned to FBS in 2013, and last season ODU stamped itself as one of the top defenses in Conference USA. The Monarchs finished second in scoring defense, second in sacks, third in total defense, and first in turnover margin.

This year's defense returns six starters and a host of players with experience both on the defensive line and defensive backfield. The linebackers are short on experience but not talent.

Defensive Line

The 2016 defensive line had the most depth of any ODU position and despite the loss of Rashaad Coward (Chicago Bears), the 2017 group has just as much depth.

The unit begins with a strong pair of bookends in Bunmi Rotimi and Oshane Ximines. Rotimi is tied with Craig Wilkins for the ODU career record in sacks (13.5), while Ximines edged him out last season by half a sack (7.5) for the ODU single-season school record.

Junior's Daniel Appouh and Tim Ward are starting caliber defensive ends relegated to backup duty due to Ximines and Rotimi. Appouh battled injuries last season to play in eight games and notch 17 tackles and two sacks, while Ward added

five sacks and 25 tackles. The ability of Appouh and Ward allows the coaching staff to sub players throughout the game so they are fresh in the fourth quarter.

Redshirt sophomore Casey Bernard saw the first action of his career last season, while Sam White redshirted.

Freshman Marcus Haynes joined ODU from Fork Union in January and adds depth to the unit.

The Monarchs also added true freshman James Valle on National Signing Day.

The defensive tackle position is also in good shape even with the loss of Coward. Miles Fox started nine games last season and registered 27 tackles, while Pat Toal and Ryan Londree will likely compete for the second starting position.

Toal played in 11 games, recording 12 tackles, while Londree played in 10 games, notching five tackles.

Mufu Taiwo is another big body with playing experience after appearing in six games last season, while Brandon Tyson returns after missing all of 2016 with an injury.

Ty-Ke McCullers and Juwan Ross add depth after redshirting last season, while Janaz Jordan, Jeremy Meiser and Cameron Washington will compete for playing time as true freshmen.

Linebackers

A year after having a pair of seniors combine to start 26 games at linebacker, ODU will head into 2017 with zero combined starts. However, the group is talented and competition for playing time will be at an all-time high.

Marvin Branch is the only linebacker on the team with playing experience on defense. In 23 games, Branch has 44 career tackles. He had a solid spring and has a hold on one starting position.



Marvin Branch

SEASON PREVIEW



The other starting position or two, depending on the defense, will be from a group consisting of redshirt freshmen Lawrence Garner, Tyler Darr, Zach Lackman, Brent Priester, Anthony Resek, Demetrius Stitmon or Jordan Young. Young and Stitmon have the inside edge heading into camp, but competition is wide open.

Sophomore Terez Dickerson saw his first action last season, playing in five games on special teams, registering three tackles.

Head Coach Bobby Wilder prefers to redshirt freshmen, but if any true freshmen could play, it could be either Estefano Feliciano or Keisean Wilson.

Defensive Backs

Like the defensive line, the defensive backs have a number of players not only with playing experience, but starting experience, especially at safety.

Former walk-on Sean Carter is the Monarchs' leading returning tackler with 60 stops and is a vocal leader for the back end of the defense. Carter started all 13 games last season, while senior Justice Davila played in 10 games, finishing fifth on team with 47 tackles. Davila has started 22 games in his career, including seven last season. A third player, Rob Thompson, started the final six games at safety last year following an injury to Davila. Thompson recorded 28 tackles and his first career interception.

And those are just the players that started. Andre Bernhard, Christian Byrum, Kane Miskel and Justin Noye all saw playing time in 2016.

Bernhard played in 10 games before an injury ended his season. He had 24 tackles and led ODU in special teams tackles.

Byrum played in eight games on the year and heading into the Popeyes Bahamas Bowl had just one tackle. In the bowl game he notched a career-high 11 tackles to help solidify

the defense in the four point win. Noye played in all 13 games, making eight tackles and two tackles for loss. Like Bernhard, he was also a valuable special teams player.

When C.J. Bradshaw got hurt early in the year, Kane Miskel stepped up and started a pair of games. He played in 12 games, making 33 tackles. Miskel was injured late in the year and his status for fall camp is questionable.

Sophomore Denzel Williams suffered an injury in the sixth game of the year at WKU and missed the final six regular season games, but came back to play in the bowl game and had a game-changing interception in the end zone to stop an Eastern Michigan drive.

Prince Ajegwu and Parrish Gordon redshirted last season, while ODU added Virginia Beach product, Austin Wood, on National Signing Day.

At cornerback, ODU is locked down on one side with returning all-conference player, Brandon Addison. After two years, Addison owns the single-season, game and career record for pass breakups at ODU.

Opposite of Addison is a battle between Jamez Brickhouse and Joe Joe Headen. Brickhouse played in 12 games last year and earned his first career start in the bowl game, notching 11 tackles. Headen redshirted in the fall and had a tremendous spring, seemingly intercepting a pass or making a play every spring practice.

Lawrence Holley missed all of last season with an injury but has experience, while Jelani Carter, Jordan Glover, Akim Bundu-Fitz and Jamshyer McUmbler all made their first appearances on the field last season.

Norfolk native Elijah Blue also redshirted this season and adds depth to a solid group, while Geronda Hall and Tracy White were added with the recruiting class.

Special Teams

First year special teams coach Charles Bankins helped lead an improved unit that saw ODU finish in the top-10 in kick return defense, while Brad Davis was one of the top kickers in Conference USA.

Davis, fellow freshmen Bailey Cate and Darrell Brown earned Conference USA All-Freshmen Team accolades after stellar seasons.

Davis finished the year 10-of-12 on field goals with a long of 43, and was 45-of-46 on extra points.

Cate averaged 37.8 yards per punt, but had just eight punts returned against him. He had 23 kicks fair caught and 25 inside the 20.

Senior long snapper Reed Buce has handled all punt and kicks snap flawlessly the past two seasons.

Freshman Nick Rice has joined the Monarchs from Plant High School in Tampa, Florida.

SEASON PREVIEW

2017 Award Watch List Candidates



Monarch Preseason Notes

Run the Rock

Senior Ray Lawry and junior Jeremy Cox combined for 1,987 rushing yards last season, the seventh most by a returning tandem in FBS. Lawry set an ODU single-season record for the third-straight year, while Cox led the Monarchs with 14 total touchdowns.

Sack Attack

Defensive ends Oshane Ximines and Bunmi Rotimi had a sack battle the majority of last season, as the two went back and forth for the team sack lead. Ximines won, setting an ODU record with 7.5 sacks, while Rotimi is tied with former linebacker and current graduate assistant coach, Craig Wilkins, with 13.5

Perfect (Again)

For the second time in school history, ODU went a perfect 6-0 at home, and the first time as an FBS program.

Sold Out

The Monarchs sold out every home again, making it 54-straight sellouts since re-starting the program in 2009. ODU is 41-13 at home.

Stay Put

Old Dominion was the only Conference USA school to keep their 2016 full-time coaching staff coaching staff in tact. Louisiana Tech, UTEP and UTSA each had one change.

Tenure Track

With the retirement of former Oklahoma Head Coach Bob Stoops, ODU boss Bobby Wilder is now the 12th longest tenured head coach in FBS.

Middle Tennessee's Rick Stockstill is the longest tenured head coach in C-USA, while David Bailiff of Rice is second, with Wilder third. Kirk Ferentz of Iowa is now the longest tenured coach in the country.

2017 Schedule

Date	Opponent	Location	Time (ET)	TV
9/2	Albany	Norfolk, Va.	6 p.m.	ESPN3
9/9	Massachusetts	Amherst, Mass.	TBA	
9/16	North Carolina	Chapel Hill, N.C.	3:30 p.m.	STADIUM
9/23	Virginia Tech	Blacksburg, Va.	TBA	TBA
9/30	Florida Atlantic	Boca Raton, Fla.	6 p.m.	STADIUM
10/14	Marshall	Huntington, W. Va.	2:30	ESPN3
10/20	WKU#	Norfolk, Va.	TBA	CBSSN
10/28	North Texas	Denton, Texas	TBA	ESPN3
11/4	Charlotte@	Norfolk, Va.	3:30 p.m.	ESPN3
11/11	FIU	Miami, Fla.	TBA	
11/18	Rice&	Norfolk, Va.	2 p.m.	ESPN3
11/25	Middle Tennessee	Murfreesboro, Tenn.	3 p.m.	ESPN3

Family Weekend#
Oyster Bowl&
Homecoming@



Monarchs on TV

ODU will be on TV at least nine times this season. Below is a list of televised games in the first eight years in program history.

TV Games in ODU History

Date	Opponent	Station	Win/Loss
9/5/09	Chowan	Cox/Comcast	Win
9/18/10	W&M	Comcast	Loss
10/23/10	Georgia State	Cox/Comcast	Win
11/13/10	VMI	Cox/Comcast	Win
9/17/11	Hampton	Cox 11/CSN	Win
9/24/11	at Delaware	TCN/CSN	Loss
10/1/11	UMass	Cox 11/Cox	Win
10/29/11	James Madison	CSN	Win
11/12/11	at W&M	Cox 11	Win
11/26/11	Norfolk State	ESPN3	Win
12/3/11	at Ga. Southern	ESPN3	Loss
9/22/12	New Hampshire	Comcast	Win
10/27/12	Delaware	NBC Sports	Win
11/10/12	W&M	Comcast	Win
11/17/12	at James Madison	NBC Sports	Win
12/1/12	Coastal Carolina	ESPN3	Win
12/8/12	Ga. Southern	ESPN	Loss
8/31/13	at East Carolina	Fox College Sports	Loss
9/7/13	at Maryland	ESPN News	Loss
9/21/13	The Citadel	Cox 114	Win
10/5/13	Liberty	Cox 114	Win
10/19/13	at Pittsburgh	ACC RSN	Loss
11/23/13	at North Carolina	ACC RSN	Loss
8/30/14	Hampton	ASN	Win
9/6/14	at NC State	ESPN3	Loss
9/13/14	Eastern Michigan	Cox	Win
9/20/14	at Rice	Fox SportsNet	Win
9/26/14	Middle Tennessee	Fox Sports 1	Loss
10/4/14	Marshall	Fox SportsNet	Loss
10/11/14	at UTEP	ASN	Loss
10/25/14	at Vanderbilt	ESPNU	Loss
11/1/14	FIU	ASN	Win
11/22/14	Louisiana Tech	Fox College Sports	Win
11/29/14	at Florida Atlantic	ASN	Win
9/5/15	at EMU	ASN	Win
9/12/15	Norfolk State	ASN	Win
9/19/15	NC State	ASN	Loss
9/26/15	Appalachian State	ASN	Loss
10/3/15	at Marshall	ASN	Loss
10/17/15	Charlotte	ASN	Win
10/31/15	WKU	Fox Sports Net	Loss
11/7/15	at UTSA	ASN	Win
11/14/15	UTEP	Fox Sports Net	Win
11/21/15	at Southern Miss	ASN	Loss
11/28/15	FAU	ASN	Loss
9/10/16	Appalachian State	ASN	Loss
9/17/16	NC State	ESPN3	Loss
9/24/16	UTSA	WTVZ	Win
10/22/16	WKU	ASN	Loss
11/5/16	Marshall	ASN	Win
11/12/16	Southern Miss	ASN	Win
11/19/16	Florida Atlantic	Campus Insiders	Win
11/26/16	FIU	ESPN3	Win
12/23/16	Eastern Michigan	ESPN	Win

*ODU is 26-19 all-time in 45 TV games

2017 ODU Football Roster

Numerical

No.	Name	Pos.	Cl.	Ht.	Wt.	Exp.	Hometown/High School/Previous School
1	Melvin Vaughn	TE	Sr-r.	6-2	233	3L	Chesapeake, Va./Oscar Smith
1	Brandon Addison	CB	Sr-r.	5-10	179	2L	Suffolk, Va./Western Branch/Alderson Broaddus
2	Hasaan Patterson	WR	So-r.	6-2	199	SQ	Atlanta, Ga./Westlake
2	Tim Ward	DE	Jr.	6-6	243	2L	High Point, N.C./High Point Central
3	Marques Little	WR	Sr.	5-9	182	3L	Williamstown, N.J./Williamstown
3	Christian Byrum	S	Jr-r.	6-1	182	2L	Virginia Beach, Va./Tallwood
4	Kesean Strong	RB	Jr.	5-10	191	2L	Oxon Hill, Md./Potomac
4	Daniel Appouh	DE	Jr-r.	6-4	249	2L	Germantown, Md./Seneca Valley
5	Eri'Reon Hayes	WR	Jr.	6-2	199	2L	Dillon, S.C./Dillon
5	Jamez Brickhouse	CB	So-r.	5-10	183	1L	Virginia Beach, Va./Bayside
6	DeAndre Woods	TE	Jr.	6-3	229	TR	Birmingham, Ala./Clay-Chalkville/Vanderbilt
6	Kane Miskel	S	So-r.	6-2	183	1L	Suffolk, Va./King's Fork
7	Travis Fulgham	WR	Jr-r.	6-3	208	1L	Ashburn, Va./Broad Run
7	Oshane Ximines	DE	Jr-r.	6-3	247	2L	Ahoskie, N.C./Hertford County
8	Noah Ellison	WR	Fr-r.	6-2	202	RS	Sicklerville, N.J./Timber Creek
8	Brandon Tyson	DT	Jr-r.	6-1	342	1L	Midlothian, Va./Clover Hill
9	Drayton Arnold	QB	Fr-r.	5-11	201	RS	Myrtle Beach, S.C./Myrtle Beach
9	Lawrence Holley	CB	Jr-r.	6-2	201	SQ	Harrisburg, Pa./Susquehanna Township
10	Darrell Brown	WR	So-r.	5-9	174	1L	Hampton, Va./Bethel
10	Andre Bernhard	S	Sr.	6-2	192	1L	Stafford, Va./Mountain View/Christopher Newport
11	Blake LaRussa	QB	So-r.	5-10	189	1L	Virginia Beach, Va./Bishop Sullivan
11	Miles Fox	DT	Jr.	6-1	292	2L	Lawrenceville, Ga./Collins Hill
12	Jordan Hoy	QB	So.	6-1	195	TR	Rockwall, Texas/Rockwall-Heath/Fullerton CC
12	Ryan Londree	DT	Jr-r.	6-3	277	1L	Charlottesville, Va./Albemarle
13	Terez Dickerson	LB	So-r.	6-4	211	1L	Vinton, Va./William Byrd
14	Steven Williams Jr.	QB	Fr.	6-4	196	HS	Washington, D.C./Woodrow Wilson
14	J.C. Williamson	CB	So-r.	5-9	193	SQ	Portsmouth, Va./Norcom
15	Isaiah Harper	WR	Jr-r.	5-9	168	2L	Chesapeake, Va./Grassfield
15	Prince Ajegwu	S	Fr-r.	6-3	211	RS	Baltimore, Md./Eastern Tech
16	Jamshyer McUmber	DB	Jr-r.	6-0	176	SQ	Bethesda, Md./Chevy Chase
17	Scott McCluney	WR	Fr-r.	6-1	172	RS	Gaffney, S.C./Gaffney
17	Pat Toal	DT	Jr-r.	6-4	316	2L	Hazlet, N.J./Raritan
18	Jordan Glover	CB	Jr-r.	5-11	175	SQ	Virginia Beach, Va./Princess Anne
19	Akim Bundu-Fitz	CB	So-r.	6-1	186	SQ	Springfield, Va./Robert E. Lee
20	Casey Perkins	RB	Fr.	6-0	215	HS	Smyrna, Tenn./Smyrna
20	Rob Thompson	S	Sr-r.	6-1	189	3L	Hammonton, N.J./St. Joseph HS
21	Jonathan Duhart	WR	Sr.	6-3	220	3L	Midlothian, Va./Manchester
21	Tracy White Jr.	CB	Fr.	6-2	180	HS	Hinesville, Ga./Liberty County
22	Brandon Sinclair	RB	Fr-r.	5-10	208	RS	Myrtle Beach, S.C./Myrtle Beach
22	Justin Noye	S	Jr-r.	6-1	212	1L	Rochester, N.Y./East Rochester
23	Geronda Hall Jr.	CB	Fr.	5-10	170	HS	Atlanta, Ga./KIPP Atlanta Collegiate
23	Brandon Simmons	RB	Sr.	5-9	187	3L	Virginia Beach, Va./Ocean Lakes
24	Josh Marriner	RB	Sr.	5-9	195	1L	Chesapeake, Va./Western Branch/UConn
24	Joe Joe Headen	CB	Fr-r.	5-10	173	RS	Harrisburg, Pa./Bishop McDevitt
25	Denzel Williams	S	So-r.	6-2	204	1L	Dinwiddie, Va./Dinwiddie
26	Justin Cooper	RB	Jr-r.	5-11	209	1L	Chester, Va./Thomas Dale
26	Austin Wood	S	Fr.	6-3	190	HS	Chesapeake, Va./Grassfield
27	Gemonta Jackson	RB	So-r.	5-10	193	1L	Petersburg, Va./Petersburg
27	Jelani Carter	CB	So.	6-1	207	SQ	Roanoke, Va./Northside
28	Justice Davila	S	Sr.	6-0	193	3L	Erial, N.J./Timber Creek
28	Malik Fuller	RB	Jr-r.	5-9	176	SQ	Nokesville, Va./Patriot/Fork Union
29	Elijah Blue	CB	Fr-r.	6-0	188	RS	Norfolk, Va./Norview
29	Lamar Lucas	RB	Fr.	5-11	215	HS	Colonial Beach, Va./Colonial Beach
30	Conor Kringle	S	Fr.	6-1	208	HS	Annapolis, Md./St. Mary's
31	Sean Carter	S	Jr-r.	6-1	205	2L	Stafford, Va./Colonial Forge
32	Jordan Young	LB	Fr-r.	6-3	222	RS	Coatesville, Pa./Coatesville
33	Ray Lawry	RB	Sr.	5-10	203	3L	Logan Township, N.J./Kingsway Regional
34	Lawrence Garner	LB	Fr-r.	6-2	224	RS	Columbus, N.J./Northern Burlington
35	Jeremy Cox	RB	Jr.	5-11	217	2L	Hope Mills, N.C./South View/Fork Union
35	Keisean Wilson	LB	Fr.	6-2	230	HS	Waldorf, Md./North Point
36	Brent Priestester	LB	Fr-r.	6-2	207	RS	Brooklyn, N.Y./Christ the King
37	Marvin Branch Jr.	LB	Jr-r.	6-2	222	2L	Suffolk, Va./Nansemond River
38	Parrish Gordon	S	Fr-r.	6-0	213	RS	Richmond, Va./Benedictine
39	Isaiah White	S	Fr.	6-3	195	HS	King George, Va./King George
40	Tyler Darr	LB	Fr-r.	6-2	225	RS	District Heights, Md./Suitland
41	Keion White	TE	Fr.	6-4	230	HS	Garner, N.C./Garner
41	Brad Davis	K	So-r.	6-6	200	1L	Chesapeake, Va./Oscar Smith
42	Derek Wilder	LB	So-r.	6-1	243	SQ	Norfolk, Va./Maury
43	Zach Lackman	LB	Fr-r.	6-2	219	RS	North Fort Myers, Fla./Dunbar
44	Bunmi Rotimi	DE	Sr-r.	6-4	275	3L	Alexandria, Va./West Potomac
45	Demetrius Stitmon	LB	Fr-r.	6-0	216	RS	Suffolk, Va./Nansemond River

2017 ODU Football Roster

Numerical

No.	Name	Pos.	Cl.	Ht.	Wt.	Exp.	Hometown/High School/Previous School
46	Reed Buce	LS	Sr.	6-2	209	2L	Peoria, Ariz./Glendale CC
47	Anthony Resek	LB	Fr-r.	6-0	204	RS	Virginia Beach, Va./Kempsville
48	Marcus Joyner	TE	Fr-r.	6-2	254	RS	Camden, N.C./Camden County
48	Estefano Feliciano Jr.	LB	Fr.	6-1	220	HS	Tampa, Fla./Gaither
49	Jacob Schwind	LS	Jr.	6-0	237	SQ	Warrenton, Va./Kettle Run
51	James Newsome	LB	Fr.	6-2	215	HS	Richmond, Va./Henrico
52	Juwan Ross	DT	Fr-r.	6-2	292	RS	Daytona Beach, Fla./Father Lopez Catholic
54	Jeremy Meiser	DT	Fr.	6-3	285	HS	Cincinnati, Ohio/Archbishop Moeller
55	Cameron Washington	DT	Fr.	6-4	245	HS	Virginia Beach, Va./Tallwood
56	Devin Hannan	OL	So-r.	6-4	293	1L	Belle Vernon, Pa./Belle Vernon Area
57	Mufu Taiwo	DL	So-r.	6-5	295	1L	Waldorf, Md./McDonough
58	Matt Geiger	LB	Fr.	5-10	200	HS	Dillsburg, Pa./Bishop McDevitt
59	Eric Magwood	OL	So-r.	6-4	298	TR	Virginia Beach, Va./Landstown/West Virginia St.
61	Andrew Lawson	OL	Fr-r.	6-3	305	RS	Spring Grove, Pa./Spring Grove
63	Nick Clarke	C	Jr-r.	6-4	312	2L	Mechanicsville, Va./Atlee
65	Cameron Muller	OL	Fr.	6-4	305	HS	Columbia, S.C./Ridge View
66	Jace Mallory	OL	Fr-r.	6-4	288	RS	Richmond, Va./Benedictine
67	Elijah Rivers	OL	Fr.	6-5	275	HS	Chesterfield, Va./Matoaca/Fork Union
68	A.J. Davison	OG	Jr-r.	6-6	298	RS	Santa Rosa, Calif./Rancho Cotate
69	Ty-Kee McCullers	DL	Fr-r.	6-2	275	RS	Virginia Beach, Va./Bayside
70	Lawrence Pettaway	OL	Fr.	6-2	310	HS	Virginia Beach, Va./Tallwood
71	Isaac Weaver	OL	Fr-r.	6-6	283	RS	Marietta, Ga./Lassiter
72	T.J. Storment	OL	Fr-r.	6-6	312	RS	Statesville, N.C./Statesville
73	Chad Hendricks	OT	Jr-r.	6-6	305	2L	Blackstone, Va./Nottoway
74	Tony Barnett	OL	So-r.	6-4	321	1L	Roseland, Va./Nelson County/Fork Union
76	Jack Miller III	OL	Fr.	6-7	260	HS	Richmond, Va./Douglas S. Freeman
77	Manuel Matiarena	OL	Sr-r.	6-4	302	1L	Los Angeles, Calif./Salesian/Pasadena CC
78	Darius Garcia	OT	Sr.	6-3	331	3L	Chesterfield, Va./Manchester/Fork Union
81	Amari Colbert	WR	Fr.	6-1	191	HS	Warner Robins, Ga./Houston County
83	Jake Herslow	WR	Fr-r.	6-0	166	RS	Virginia Beach, Va./Cox
84	Kevin Todd Jr.	WR	Fr-r.	6-2	189	RS	Chesapeake, Va./Oscar Smith
85	Nijee Cox	TE	So-r.	6-3	234	1L	Virginia Beach, Va./Salem
91	Casey Bernard	DE	So-r.	6-2	249	SQ	White Plains, Md./St. Mary's Ryken
93	Maxime Evans	DE	Fr.	6-4	280	HS	Chester, Va./Thomas Dale
94	Janaz Jordan	DT	Fr.	6-4	290	HS	Hampton, Va./Bethel
95	Sam White Jr.	DE	Fr-r.	6-3	242	RS	Orlando, Fla./Boone
96	Bailey Cate	P	So.	6-4	192	1L	Orange Park, Fla./Orange Park
97	Marcus Haynes	DE	Fr.	6-4	223	HS	Bowie, Md./Bowie/Fork Union
98	Nick Rice	K	Fr.	6-1	185	HS	St. Petersburg, Fla./Plant
99	James Valle III	DE	Fr.	6-4	220	HS	Burtonsville, Md./Paint Branch

PRONUNCIATION GUIDE

Daniel Appouh - Ah-Poo
 Prince Ajegwu - Ah-Jeg-oo
 Akim Bundu-Fitz - Ah-Keem
 Nijee Cox - Ny-gee
 Justice Davila - Dah-Veel-ya
 Eri'Reon Hayes - Ear-ee-ahn
 Joe Joe Headen - He-den
 Gemonta Jackson-Ja-mahn-tay
 Geronda Hall Jr. - Ger-ahn-duh
 Marques Little - Mar-Kees
 Manny Matiarena - Matt-ee-ah-rain-ah
 Jamshyer McUmber - Ja-Shy-ah
 Anthony Resek - Res-ick
 Bunmi Rotimi - BOOM-ee Row-tee-me
 Mufu Taiwo - Moo-foo Ty-wo
 James Valle - Valley
 Oshane Ximines - Oh-Shane Zim-ah-Nes

2017 ODU Football Roster

Alphabetical

No.	Name	Pos.	Cl.	Ht.	Wt.	Exp.	Hometown/High School/Previous School
1	Brandon Addison	CB	Sr-r.	5-10	179	2L	Suffolk, Va./Western Branch
15	Prince Ajegwu	S	Fr-r.	6-3	211	RS	Baltimore, Md./Eastern Tech
4	Daniel Appouh	DE	Jr-r.	6-4	249	2L	Germantown, Md./Seneca Valley
9	Drayton Arnold	QB	Fr-r.	5-11	201	RS	Myrtle Beach, S.C./Myrtle Beach
74	Tony Barnett	OL	So-r.	6-4	321	1L	Roseland, Va./Nelson County/Fork Union
91	Casey Bernard	DE	So-r.	6-2	249	SQ	White Plains, Md./St. Mary's Ryken
10	Andre Bernhard	S	Sr.	6-2	192	1L	Stafford, Va./Mountain View/Christopher Newport
29	Elijah Blue	CB	Fr-r.	6-0	188	RS	Norfolk, Va./Norview
37	Marvin Branch Jr.	LB	Jr-r.	6-2	222	2L	Suffolk, Va./Nansemond River
5	Jamez Brickhouse	CB	So-r.	5-10	183	1L	Virginia Beach, Va./Bayside
10	Darrell Brown	WR	So-r.	5-9	174	1L	Hampton, Va./Bethel
46	Reed Buce	LS	Sr.	6-2	209	2L	Peoria, Ariz./Glendale CC
3	Christian Byrum	S	Jr-r.	6-1	182	2L	Virginia Beach, Va./Tallwood
27	Jelani Carter	CB	So.	6-1	207	SQ	Roanoke, Va./Northside
31	Sean Carter	S	Jr-r.	6-1	205	2L	Stafford, Va./Colonial Forge
96	Bailey Cate	P	So.	6-4	192	1L	Orange Park, Fla./Orange Park
63	Nick Clarke	C	Jr-r.	6-4	312	2L	Mechanicsville, Va./Atlee
81	Amari Colbert	WR	Fr.	6-1	191	HS	Warner Robins, Ga./Houston County
26	Justin Cooper	RB	Jr-r.	5-11	209	1L	Chester, Va./Thomas Dale
35	Jeremy Cox	RB	Jr.	5-11	217	2L	Hope Mills, N.C./South View/Fork Union
85	Nijee Cox	TE	So-r.	6-3	234	1L	Virginia Beach, Va./Salem
40	Tyler Darr	LB	Fr-r.	6-2	225	RS	District Heights, Md./Suitland
28	Justice Davila	S	Sr.	6-0	193	3L	Erial, N.J./Timber Creek
41	Brad Davis	K	So-r.	6-6	200	1L	Chesapeake, Va./Oscar Smith
68	A.J. Davison	OL	Jr-r.	6-6	298	RS	Rohnert, Calif./Rancho Cotate
13	Terez Dickerson	LB	So-r.	6-4	211	1L	Vinton, Va./William Byrd
21	Jonathan Duhart	WR	Sr.	6-3	220	3L	Midlothian, Va./Manchester
8	Noah Ellison	WR	Fr-r.	6-2	202	RS	Sicklerville, N.J./Timber Creek
93	Maxime Evans	DE	Fr.	6-4	280	HS	Chester, Va./Thomas Dale
48	Estefano Feliciano Jr.	LB	Fr.	6-1	220	HS	Tampa, Fla./Gaither
19	Akim Bundu-Fitz	CB	So-r.	6-1	186	SQ	Springfield, Va./Robert E. Lee
11	Miles Fox	DT	Jr.	6-1	292	2L	Lawrenceville, Ga./Collins Hill
7	Travis Fulgham	WR	Jr-r.	6-3	208	1L	Ashburn, Va./Broad Run
28	Malik Fuller	RB	Jr-r.	5-9	176	SQ	Nokesville, Va./Patriot/Fork Union
78	Darius Garcia	OT	Sr.	6-3	331	2L	Chesterfield, Va./Manchester/Fork Union
34	Lawrence Garner	LB	Fr-r.	6-2	224	RS	Columbus, N.J./Northern Burlington
58	Matt Geiger	LB	Fr.	5-10	200	HS	Dillsburg, Pa./Bishop McDevitt
18	Jordan Glover	CB	Jr-r.	5-11	175	SQ	Virginia Beach, Va./Princess Anne
38	Parrish Gordon	S	Fr-r.	6-0	213	RS	Richmond, Va./Benedictine
23	Geronda Hall Jr.	CB	Fr.	5-10	170	HS	Atlanta, Ga./KIPP Atlanta Collegiate
56	Devin Hannan	OT	So-r.	6-4	293	1L	Belle Vernon, Pa./Belle Vernon Area
15	Isaiah Harper	WR	Jr-r.	5-9	168	2L	Chesapeake, Va./Grassfield
5	Eri'Reon Hayes	WR	Jr.	6-2	199	2L	Dillon, S.C./Dillon
97	Marcus Haynes	DE	Fr.	6-4	223	HS	Bowie, Md./Bowie/Fork Union
24	Joe Joe Headen	CB	Fr-r.	5-10	173	RS	Harrisburg, Pa./Bishop McDevitt
73	Chad Hendricks	OT	Jr-r.	6-6	305	2L	Blackstone, Va./Nottoway
83	Jake Herslow	WR	Fr-r.	6-0	166	RS	Virginia Beach, Va./Cox
9	Lawrence Holley	CB	Jr-r.	6-2	201	SQ	Harrisburg, Pa./Susquehanna Township
12	Jordan Hoy	QB	So.	6-1	195	TR	Rockwall, Texas/Rockwall-Heath/Fullerton CC
27	Gemonta Jackson	RB	So-r.	5-10	193	1L	Petersburg, Va./Petersburg
48	Marcus Joyner	TE	Fr-r.	6-2	254	RS	Camden, N.C./Camden County
94	Janaz Jordan	DT	Fr.	6-4	290	HS	Hampton, Va./Bethel
30	Conor Kringel	S	Fr.	6-1	208	HS	Annapolis, Md./St. Mary's
43	Zach Lackman	LB	Fr-r.	6-2	219	RS	North Fort Myers, Fla./Dunbar
11	Blake LaRussa	QB	So-r.	5-10	189	1L	Virginia Beach, Va./Bishop Sullivan
33	Ray Lawry	RB	Sr.	5-10	203	3L	Logan Township, N.J./Kingsway Regional
61	Andrew Lawson	OL	Fr-r.	6-3	305	RS	Spring Grove, Pa./Spring Grove
3	Marques Little	WR	Sr.	5-9	182	3L	Williamstown, N.J./Williamstown
12	Ryan Londree	DT	Jr-r.	6-3	277	1L	Charlottesville, Va./Albemarle
29	Lamar Lucas	RB	Fr.	5-11	215	HS	Colonial Beach, Va./Colonial Beach
59	Eric Magwood	OL	So-r.	6-4	298	TR	Virginia Beach, Va./Landstown/West Virginia St.
66	Jace Mallory	OL	Fr-r.	6-4	288	RS	Richmond, Va./Benedictine
24	Josh Marriner	RB	Sr-r.	5-9	195	1L	Chesapeake, Va./Western Branch/UConn
77	Manuel Matiarena	OL	Sr-r.	6-4	302	1L	Los Angeles, Calif./Salesian/Pasadena CC
17	Scott McCluney	WR	Fr-r.	6-1	172	RS	Gaffney, S.C./Gaffney
69	Ty-Kee McCullers	DL	Fr-r.	6-2	275	RS	Virginia Beach, Va./Bayside
16	Jamshyer McUmbur	DB	Jr-r.	6-0	176	SQ	Bethesda, Md./Chevy Chase
54	Jeremy Meiser	DT	Fr.	6-3	285	HS	Cincinnati, Ohio/Archbishop Moeller
76	Jack Miller III	OL	Fr.	6-7	260	HS	Richmond, Va./Douglas S. Freeman
6	Kane Miskel	S	So-r.	6-2	183	1L	Suffolk, Va./King's Fork
65	Cameron Muller	OL	Fr.	6-4	305	HS	Columbia, S.C./Ridge View

2017 ODU Football Roster

Alphabetical

No.	Name	Pos.	Cl.	Ht.	Wt.	Exp.	Hometown/High School/Previous School
51	James Newsome Jr.	LB	Fr.	6-2	215	HS	Richmond, Va./Henrico
22	Justin Noye	S	Jr-r.	6-1	212	2L	Rochester, N.Y./East Rochester
2	Hasaan Patterson	WR	So-r.	6-2	199	SQ	Atlanta, Ga./Westlake
20	Casey Perkins	RB	Fr.	6-0	215	HS	Smyrna, Tenn./Smyrna
70	Lawrence Pettaway	OL	Fr.	6-2	310	HS	Virginia Beach, Va./Tallwood
36	Brent Priester Jr.	LB	Fr-r.	6-2	207	RS	Brooklyn, N.Y./Christ the King
47	Anthony Resek	LB	Fr-r.	6-0	204	RS	Virginia Beach, Va./Kempsville
98	Nick Rice	K	Fr.	6-1	185	HS	St. Petersburg, Fla./Plant
67	Elijah Rivers	OL	Fr.	6-5	275	HS	Chesterfield, Va./Matoaca/Fork Union
52	Juwan Ross	DT	Fr-r.	6-2	292	RS	Daytona Beach, Fla./Father Lopez Catholic
44	Bunmi Rotimi	DE	Sr-r.	6-4	275	3L	Alexandria, Va./West Potomac
49	Jacob Schwind	LS	Jr.	6-0	237	SQ	Warrenton, Va./Kettle Run
23	Brandon Simmons	RB	Sr.	5-9	187	3L	Virginia Beach, Va./Ocean Lakes
22	Brandon Sinclair	RB	Fr-r.	5-10	208	RS	Myrtle Beach, S.C./Myrtle Beach
45	Demetrius Stitmon	LB	Fr-r.	6-0	216	RS	Suffolk, Va./Nansemond River
72	T.J. Storment	OL	Fr-r.	6-6	312	RS	Statesville, N.C./Statesville
4	Kesean Strong	WR	Jr.	5-10	191	2L	Oxon Hill, Md./Potomac
57	Mufu Taiwo	DL	So-r.	6-5	295	1L	Waldorf, Md./McDonough
20	Rob Thompson	S	Sr-r.	6-1	189	3L	Hammonton, N.J./St. Joseph HS
17	Pat Toal	DT	Jr-r.	6-4	316	2L	Hazlet, N.J./Raritan
84	Kevin Todd Jr.	WR	Fr-r.	6-2	189	RS	Chesapeake, Va./Oscar Smith
8	Brandon Tyson	DT	Jr-r.	6-1	342	1L	Midlothian, Va./Clover Hill
99	James Valle III	DE	Fr.	6-4	220	HS	Burtonsville, Md./Paint Branch
1	Melvin Vaughn	TE	Sr-r.	6-2	233	3L	Chesapeake, Va./Oscar Smith
2	Tim Ward	DE	Jr.	6-6	243	2L	High Point, N.C./High Point Central
55	Cameron Washington	DT	Fr.	6-4	245	HS	Virginia Beach, Va./Tallwood
71	Isaac Weaver	OL	Fr-r.	6-6	283	RS	Marietta, Ga./Lassiter
39	Isaiah White	S	Fr.	6-3	195	HS	King George, Va./King George
41	Keion White	TE	Fr.	6-4	230	HS	Garner, N.C./Garner
95	Sam White Jr.	DE	Fr-r.	6-3	242	RS	Orlando, Fla./Boone
21	Tracy White Jr.	CB	Fr.	6-2	180	HS	Hinesville, Ga./Liberty County
42	Derek Wilder	LB	So-r.	6-1	243	SQ	Norfolk, Va./Maury
25	Denzel Williams	S	So-r.	6-2	204	1L	Dinwiddie, Va./Dinwiddie
14	Steven Williams Jr.	QB	Fr.	6-4	196	HS	Washington, D.C./Woodrow Wilson
14	J.C. Williamson	CB	So-r.	5-9	193	SQ	Portsmouth, Va./Norcom
35	Keisean Wilson	LB	Fr.	6-2	230	HS	Waldorf, Md./North Point
26	Austin Wood	S	Fr.	6-3	190	HS	Chesapeake, Va./Grassfield
6	DeAndre Woods	TE	Jr.	6-3	229	TR	Birmingham, Ala./Clay-Chalkville/Vanderbilt
7	Oshane Ximines	DE	Jr-r.	6-3	247	2L	Ahoskie, N.C./Hertford County
32	Jordan Young	LB	Fr-r.	6-3	222	RS	Coatesville, Pa./Coatesville

Head Coach: Bobby Wilder

Associate Head Coach/Offensive Coordinator: Brian Scott

Defensive Coordinator/Linebackers: Rich Nagy

Assistant Defensive Coordinator/Recruiting Coordinator/Safeties: Kermit Buggs

Wide Receivers: Arick Forrest

Assistant Head Coach/Defensive Line: Jeff Comissiong

Offensive Line: Chris Malone

Cornerbacks: Sam Perryman

Pass Game Coordinator/Quarterbacks: Ron Whitcomb

Special Teams Coordinator/Running Backs: Charles Bankins

GA/Offensive Line: Jack Lowney

GA/Wide Receivers: Craig Wilkins

GA/Linebackers: Tanner Cotman

GA/Linebackers: Connor Beerworth

Assistant Director of Recruiting: Jay Haeseker

Director of Operations: Tim Kovacs

Roster by Position

Quarterback

No.	Name	Class	Ht.	Wt.
9	Drayton Arnold	Fr-r.	5-11	201
12	Jordan Hoy	So.	6-1	195
11	Blake LaRussa	So-r.	5-10	189
14	Steven Williams Jr.	Fr.	6-4	196

Running Back

No.	Name	Class	Ht.	Wt.
26	Justin Cooper	Jr-r.	5-11	209
35	Jeremy Cox	Jr.	5-11	217
28	Malik Fuller	Jr-r.	5-9	176
27	Gemonta Jackson	So-r.	5-10	193
33	Ray Lawry	Sr.	5-10	203
29	Lamar Lucas	Fr.	5-11	215
24	Josh Marriner	Sr.	5-9	185
20	Casey Perkins	Fr.	6-0	215
27	Brandon Simmons	Sr.	5-9	187
22	Brandon Sinclair	Fr-r.	5-10	208
4	Kesean Strong	Jr.	5-10	191

Wide Receivers

No.	Name	Class	Ht.	Wt.
10	Darrell Brown	So-r.	5-9	174
81	Amari Colbert	Fr.	6-1	191
21	Jonathan Duhart	Sr.	6-3	220
8	Noah Ellison	Fr-r.	6-2	202
7	Travis Fulgham	Jr-r.	6-3	208
15	Isaiah Harper	Jr-r.	5-9	168
5	Eri'Reon Hayes	Jr.	6-2	199
83	Jake Herslow	Fr-r.	6-0	166
3	Marques Little	Sr.	5-9	182
17	Scott McCluney	Fr-r.	6-1	172
2	Hasaan Patterson	So-r.	6-2	199
84	Kevin Todd Jr.	Fr-r.	6-2	189

Tight End

No.	Name	Class	Ht.	Wt.
85	Nijee Cox	So-r.	6-3	234
48	Marcus Joyner	Fr-r.	6-2	254
1	Melvin Vaughn	Sr-r.	6-2	233
41	Keion White	Fr.	6-4	230
6	DeAndre Woods	Jr.	6-3	229

Offensive Line

No.	Name	Class	Ht.	Wt.
74	Tony Barnett	So-r.	6-4	321
63	Nick Clarke	Jr-r.	6-4	312
68	A.J. Davison	Jr-r.	6-6	298
78	Darius Garcia	Sr.	6-3	331
56	Devin Hannan	So-r.	6-4	293
73	Chad Hendricks	Jr-r.	6-6	305
61	Andrew Lawson	Fr-r.	6-3	305
59	Eric Magwood	So-r.	6-4	298
66	Jace Mallory	Fr-r.	6-4	288
77	Manuel Matiarena	Sr-r.	6-4	302
76	Jack Miller III	Fr.	6-7	260
65	Cameron Muller	Fr.	6-4	305
70	Lawrence Pettaway	Fr.	6-2	310
67	Elijah Rivers	Fr.	6-5	275
72	T.J. Storment	Fr-r.	6-6	312
71	Isaac Weaver	Fr-r.	6-6	283

Defensive Line

No.	Name	Class	Ht.	Wt.
4	Daniel Appouh	Jr-r.	6-4	249
91	Casey Bernard	So-r.	6-2	249
93	Maxime Evans	Fr.	6-4	280
11	Miles Fox	Jr.	6-1	292
97	Marcus Haynes	Fr.	6-4	223
94	Janaz Jordan	Fr.	6-4	290
12	Ryan Londree	Jr-r.	6-3	277
69	Ty-Kee McCullers	Fr-r.	6-2	275
54	Jeremy Meiser	Fr.	6-3	285

No.	Name	Class	Ht.	Wt.
52	Juwan Ross	Fr-r.	6-2	292
44	Bunmi Rotimi	Sr-r.	6-4	275
57	Mufu Taiwo	So-r.	6-5	295
17	Pat Toal	Jr-r.	6-4	316
8	Brandon Tyson	Jr-r.	6-1	342
99	James Valle III	Fr.	6-4	220
2	Tim Ward	Jr.	6-6	243
55	Cameron Washington	Fr.	6-4	245
95	Sam White Jr.	Fr-r.	6-3	242
7	Oshane Ximines	Jr-r.	6-3	247

Linebacker

No.	Name	Class	Ht.	Wt.
37	Marvin Branch Jr.	Jr-r.	6-2	222
40	Tyler Darr	Fr-r.	6-2	225
13	Terez Dickerson	So-r.	6-4	211
48	Estefano Feliciano Jr.	Fr.	6-1	220
34	Lawrence Garner	Fr-r.	6-2	224
43	Zach Lackman	Fr-r.	6-2	219
51	James Newsome Jr.	Fr.	6-2	215
36	Brent Priester	Fr-r.	6-2	207
47	Anthony Resek	Fr-r.	6-0	204
45	Demetrius Stitmon	Fr-r.	6-0	216
42	Derek Wilder	So-r.	6-1	243
35	Keisean Wilson	Fr.	6-2	230
39	Jordan Young	Fr-r.	6-3	222

Defensive Back

No.	Name	Class	Ht.	Wt.
1	Brandon Addison	Sr-r.	5-10	179
15	Prince Ajegwu	Fr-r.	6-3	211
10	Andre Bernhard	Jr-r.	6-2	192
29	Elijah Blue	Fr-r.	6-0	188
5	Jamez Brickhouse	So-r.	5-10	183
3	Christian Byrum	Jr-r.	6-1	182
27	Jelani Carter	So.	6-1	207
31	Sean Carter	Jr-r.	6-1	205
28	Justice Davila	Sr.	6-0	193
19	Akim Bundu-Fitz	So-r.	6-1	186
58	Matt Geiger	Fr.	5-10	200
18	Jordan Glover	Jr-r.	5-11	175
38	Parrish Gordon	Fr-r.	6-0	213
23	Geronda Hall Jr.	Fr.	5-10	170
24	Joe Joe Headen	Fr-r.	5-10	173
9	Lawrence Holley	Jr-r.	6-2	201
30	Conor Kringel	Fr.	6-1	208
16	Jamshyer McUmbert	Jr-r.	6-0	176
6	Kane Miskel	So-r.	6-2	183
22	Justin Noye	Jr-r.	6-1	212
20	Rob Thompson	Sr-r.	6-1	189
39	Isaiah White	Fr.	6-3	195
21	Tracy White Jr.	Fr.	6-2	180
25	Denzel Williams	So-r.	6-2	204
14	J.C. Williamson	So-r.	5-9	193
26	Austin Wood	Fr.	6-3	190

Specialists

No.	Name	Class	Ht.	Wt.
46	Reed Buce (LS)	Sr.	6-2	209
96	Bailey Cate (P)	So.	6-4	192
41	Brad Davis (K)	So-r.	6-6	200
98	Nick Rice (K)	Fr.	6-1	185
49	Jacob Schwind (LS)	Jr.	6-0	237

PRESEASON DEPTH CHART

OFFENSE

QB	11	Blake LaRussa	So-r.	5-11	189
	9	Drayton Arnold	Fr-r.	5-11	201
	12	Jordan Hoy	So.	6-1	195
	14	Steven Williams Jr.	Fr.	6-4	196
RB	33	Ray Lawry	Sr.	5-10	203
	35	Jeremy Cox	Jr.	5-11	217
	23	Brandon Simmons	Sr.	5-9	187
	22	Brandon Sinclair	Fr-r.	5-10	208
	27	Gemonta Jackson	So-r.	5-10	193
	26	Justin Cooper	Jr-r.	5-11	209
	24	Josh Marriner	Sr-r.	5-9	195
	28	Malik Fuller	Jr-r.	5-9	176
	4	Kesean Strong	Jr.	5-10	191
	20	Casey Perkins	Fr.	6-0	215
H	15	Isaiah Harper	Jr-r.	5-9	168
	10	Darrell Brown	So-r.	5-10	174
	83	Jake Herslow	Fr-r.	6-0	166
	3	Marques Little	Sr.	5-9	182
X	21	Jonathan Duhart	Sr.	6-3	220
	2	Hasaan Patterson	So-r.	6-2	199
	84	Kevin Todd	Fr-r.	6-2	189
	81	Amari Colbert	Fr.	6-1	191
Z	7	Travis Fulgham	Jr-r.	6-3	208
	8	Noah Ellison	Fr-r.	6-2	202
	17	Scott McCluney	Fr-r.	6-1	172
	5	Eri'Reon Hayes	Jr.	6-2	199
TE	6	DeAndre Woods	Jr.	6-3	229
	85	Nijee Cox	So-r.	6-3	234
	48	Marcus Joyner	Fr-r.	6-2	254
	1	Melvin Vaughn	Sr-r.	6-3	233
	41	Keion White	Fr.	6-4	230
LT	71	Isaac Weaver	Fr-r.	6-6	283
	59	Eric Magwood	So-r.	6-4	298
	67	Elijah Rivers	Fr	6-5	275
LG	74	Tony Barnett	So-r.	6-4	321
	61	Andrew Lawson	Fr-r.	6-3	305
	65	Cameron Muller	Fr.	6-4	305
C	63	Nick Clarke	Jr-r.	6-4	312
	66	Jace Mallory	Fr-r.	6-4	288
	70	Lawrence Pettaway	Fr.	6-2	310
RG	78	Darius Garcia	Sr.	6-3	331
	68	A.J. Davison	Jr-r.	6-6	298
RT	73	Chad Hendricks	Jr-r.	6-6	305
	72	T.J. Storment	Fr-r.	6-6	312
	76	Jack Miller III	Fr.	6-7	260

DEFENSE

End or	44	Bunmi Rotimi	Sr-r.	6-4	275
	4	Daniel Appouh	Jr-r.	6-4	249
	95	Sam White	Fr-r.	6-3	242
	99	James Valle III	Fr.	6-4	220
Nose	8	Brandon Tyson	Jr-r.	6-1	342
	17	Pat Toal	Jr-r.	6-4	316
	57	Mufu Taiwo	So-r.	6-5	295
	69	Ty-Kee McCullers	Fr-r.	6-2	275
Tackle	54	Jeremy Meiser	Fr.	6-3	285
	11	Miles Fox	Jr.	6-1	292
	12	Ryan Londree	Jr-r.	6-3	277
	52	Juwan Ross	Fr-r.	6-2	292
STUD or	55	Cameron Washington	Fr.	6-4	245
	7	Oshane Ximines	Jr-r.	6-3	247
	2	Tim Ward	Jr.	6-6	243
	91	Casey Bernard	So-r.	6-2	249
OLB	97	Marcus Haynes	Fr.	6-4	223
	32	Jordan Young	Fr-r.	6-3	222
	36	Brent Priestler	Fr-r.	6-2	207
	13	Terez Dickerson	So-r.	6-4	211
MLB	47	Anthony Resek	Fr-r.	6-0	204
	51	James Newsome Jr.	Fr.	6-2	215
	45	Demetrius Stitmon	Fr-r.	6-0	216
	42	Derek Wilder	So-r.	6-1	243
OLB	43	Zach Lackman	Fr-r.	6-2	219
	48	Estefano Feliciano Jr.	Fr.	6-1	220
	37	Marvin Branch Jr.	Jr-r.	6-2	222
	34	Lawrence Garner	Fr-r.	6-2	224
CB	40	Tyler Darr	Fr-r.	6-2	225
	35	Keisean Wilson	Fr.	6-2	230
	1	Brandon Addison	Sr-r.	6-1	179
	9	Lawrence Holley	Jr-r.	6-2	201
CB or	19	Akim Bundu-Fitz	So-r.	6-1	186
	16	Jamshyer McUmber	Jr-r.	6-0	176
	27	Jelani Carter	So-r.	6-1	207
	21	Tracy White Jr.	Fr.	6-2	180
FS	24	Joe Joe Headen	Fr-r.	5-10	173
	5	Jamez Brickhouse	So-r.	5-10	183
	29	Elijah Blue	Fr-r.	6-0	188
	18	Jordan Glover	So-r.	5-11	175
SS	23	Geronda Hall Jr.	Fr.	5-10	170
	20	Rob Thompson	Sr-r.	6-1	189
	28	Justice Davila	Sr.	6-0	193
	15	Prince Ajegwu	Fr-r.	6-3	211
N	26	Austin Wood	Fr.	6-3	190
	39	Isaiah White	Fr.	6-3	195
	31	Sean Carter	Jr-r.	6-1	205
	22	Justin Noye	Jr-r.	6-1	212
KR	10	Andre Bernhard	Sr-r.	6-2	192
	14	J.C. Williamson	So-r.	5-9	193
	30	Conor Kringel	Fr.	6-1	208
	25	Denzel Williams	So-r.	6-2	204
PR	3	Christian Byrum	Jr-r.	6-1	182
	38	Parrish Gordon	Fr-r.	6-0	213
	58	Matt Geiger	Fr.	5-11	200

Specialists

PK	41	Brad Davis	So-r.	6-6	200
	46	Reed Buce	Sr.	6-2	209
P	96	Bailey Cate	So.	6-4	192
	41	Brad Davis	So-r.	6-6	200
H	96	Bailey Cate	So.	6-4	192
	49	Jacob Schwind	Jr.	6-0	237

MEET THE MONARCHS



Meet the Monarchs



1
Brandon Addison
 5-10 • 179
 Jr.-r. • CB
 Suffolk, Va.
 Western Branch/
 Alderson Broaddus

Changed his number from 11 to 1.

2016: Started all 13 games at cornerback for the second-straight season ... Earned Second-Team All-Conference USA honors ... Former walk-on earned a scholarship over the summer ... Had 47 tackles on the year and led ODU with 10 pass breakups ... Holds the career record with 21 ... Had a season-high six tackles at App State and UTEP ... Set the ODU single-game record for pass breakups with five in the win over Marshall ... Had five tackles at NC State and WKU ... Intercepted his first career pass in the end zone to stop a UTSA drive, that led to an ODU touchdown ... Intercepted second career pass in the win over Southern Miss, that also set up a Monarch touchdown ... Recorded four tackles in the win over Eastern Michigan.


2015: Started all 12 games at cornerback ... Led ODU and finished ninth in Conference USA with 11 pass breakups ... Registered 38 tackles on the year and one tackle for loss ... Recorded a career-best seven tackles in the win at UTSA ... Notched six tackles at FIU ... Recorded five stops in the win over UTEP.

2014: Redshirted.

PERSONAL: Son of Brenda Addison ... Two brothers, Brenton Addison and Josh Marriner ... Majoring in international relations.

BRANDON ADDISON CAREER STATS

Year	Games	UT	AT	TOTAL	TFL	Sacks	INT	FF	FR	PBU
2015	12	28	10	38	1.0-8	0.0	0	0	0	11
2016	13	31	16	47	3.0-7	0.0	2	0	0	10
TOTAL	24	59	26	85	4.0-15	0.0	2	0	0	21

10
Andre Bernhard
 6-2 • 192
 Sr. • S
 Stafford, Va.
 Mountain View/
 Christopher Newport

Changed his number from 17 to 10.

2016: Played in 10 games at safety and on special teams ... Had 24 tackles on the year, including a team-best 14 specials teams stops ... Notched five stops in the season-opening win over Hampton ... Tied his season-high with five tackles in the win at Charlotte ... Made four tackles in the win over Marshall.

2015: Played in the season-opener at Eastern Michigan ... Suffered a season-ending injury in the ODU win ... C-USA Commissioner's Honor Roll.

2014: Redshirted.

HIGH SCHOOL: Played on both sides of the ball for all four years in the Virginia Commonwealth District ... Played wide receiver and free safety ... Also a district champion for high jump and long jump on the track and field team

PERSONAL: Born December 22, 1994 in Woodbridge, Va. ... Son of Lisa Bernhard and Cedric Davis ... Has one sister, Savannah.

ANDRE BERNHARD CAREER STATS

Year	Games	UT	AT	TOTAL	TFL	Sacks	INT	FF	FR	PBU
2015	1	0	0	0	0.0	0.0	0	0	0	0
2016	10	13	11	24	0.0	0.0	0	0	0	0
TOTAL	11	13	11	24	0.0	0.0	0	0	0	0



Meet the Monarchs



Reed Buce
6-2 • 209
Sr. • LS
Peoria, Ariz.
**Centennial/
 Glendale CC**

46

2016: Played in all 13 games as ODU's long snapper for punts and kicks ... Conference USA honorable mention honors ... Was flawless on all 108 snaps.

2015: Played in all 12 games performing long snapping duties for all extra points/field goals and punts ... C-USA Commissioner's Honor Roll ... A transfer from Glendale Community College in Arizona ... Originally committed to UCLA.

PERSONAL: Son of Greg Buce and Kathie Snyder ... Majoring in business management.



PERSONAL: Born November 30, 1995 ... Son of Suso and Annmarie Davila.

JUSTICE DAVILA CAREER STATS

Year	G	UT	AT	Total	TFL	Sacks	INT	FF	FR	PBU
2014	6	23	10	33	0.0	0.0	0	1	0	4
2015	11	41	48	89	0.0	0.0	0	1	0	4
2016	10	20	27	47	0.0	0.0	0	0	0	7
TOTAL	27	84	85	169	0.0	0.0	0	2	0	15



Jonathan Duhart
6-3 • 220
Sr. • WR
Midlothian, Va.
Manchester

21

Changed his number from 9 to 21.

2016: Started all 13 games at wide receiver ... Second on the team with 48 receptions for 735 yards ... Tied Zach Pascal with nine receiving touchdowns ... Caught two passes for 60 yards and a touchdown in the 54-21 win over Hampton ... Led the team in receptions with five for 45 yards at Appalachian State ... Registered two receptions for 13 yards at NC State ... Tallied a team-high six receptions for 86 yards and two touchdowns including the lone scoring play of the 4th quarter to propel ODU to a 33-19 win over UTSA ... Had just one catch for seven yards at Charlotte ... Notched three receptions for 77 yards including a 56-yard 1st-down completion inside the UMASS red zone ... Had one catch for 31 yards at Western Kentucky ... Recorded a season-high 155-yard game on five receptions with a season-long of 77-yards against UTEP ... Led the team with five receptions for 68 yards including a 9-yard touchdown catch to put ODU on the board first in the 38-14 win over Marshall ... Led the Monarchs with five receptions for 52 yards including a 5-yard touchdown pass against Southern Miss ... Tied his career-high with three receiving touchdowns on eight receptions for 72 yards leading the Monarchs to a 42-24 victory over Florida Atlantic ... Recorded two catches for 24 yards against FIU in the regular season finale ... Caught three passes for 45 yards and caught the eventual game-winning touchdown pass early in the fourth quarter of the 24-20 Popeyes Bahamas Bowl win over Eastern Michigan.

2015: Played in all 12 games starting 10 at wide receiver ... He finished second on the team with 47 receptions for 636 yards and tied for the team lead with eight touchdown grabs ... Caught three passes for 56 yards in the season-opening win at Eastern Michigan ... Had one catch for 25 yards in the win over Norfolk State ... Caught two passes for 36 yards and a touchdown versus NC State ... Had three receptions for 42 yards at FIU ... Recorded five catches for 46 yards and a pair of touchdowns against WKU ... Notched eight receptions for a career-best 160 yards and two touchdowns in the win at UTSA ... Registered five catches for 49 yards and a touchdown in the win over UTEP ... Recorded a career-best nine receptions for 134 yards and two touchdowns, including a career-long 64-yard catch at Southern Miss ... Hauled in six passes for 59 yards in the season finale against FAU.

2014: Appeared in all 12 games and started two at wide receiver ... Recorded seven catches for 127 yards ... Had one reception for 23 yards in the game at North Carolina State ... He completed one catch for 45 yards



Justice Davila
6-0 • 183
Sr. • S
Erial, N.J.
Timber Creek

28

2016: Played in 10 games, starting seven at safety ... Finished fifth on the team with 47 tackles and had seven pass breakups ... Recorded season-high 10 tackles at App State ... Notched nine tackles at WKU ... Recorded five tackles in the home finale against FIU.

2015: Appeared in 11 games starting 10 at safety ... Finished third on the squad with 89 tackles, four pass breakups and a forced fumble ... Had nine tackles in the season-opening win at EMU ... Totaled a career-best 12 tackles against Appalachian State ... Had nine tackles apiece in consecutive games against Marshall and Charlotte ... Recorded nine stops in the win at UTSA and 10 in the win over UTEP ... Notched eight tackles at Southern Miss.

2014: Played in six games starting five at safety ... Tallied 33 tackles, four pass break-ups and forced a fumble ... Had a season high 10 tackles in the game against Vanderbilt ... Recorded nine tackles in the game at FAU ... His forced fumble came in the win over Louisiana Tech ... Had six tackles in the win over FIU.

HIGH SCHOOL: The first four-year starter in Timber Creek High School history... Played in the 2014 Chesapeake Bowl High School All-Star Game and the New York vs. New Jersey All-Star Game ... Two-time team captain ... Recorded 76 tackles and nine pass breakups as a senior ... Second all-time in school history in career tackles ... Helped his team win the South Jersey Championship as a sophomore and junior ... Won the Nick Brandemarti Leadership Award ... Named team Defensive Player of the Year.

Meet the Monarchs


versus Eastern Michigan ... Pulled down one catch against Marshall for 14 yards ... Caught two passes against FAU for 21 yards.

HIGH SCHOOL: A 2-Star recruit by Rivals and 247 Sports ... Earned First-Team All-District and First-Team All-Region honors ... A two-time All-Metro selection ... Had 49 catches for 772 yards and nine touchdowns as a junior ... Named All-Dominion and All-Region ... Earned Big River Rivalry honors.

PERSONAL: Son of Bobby Duhart and Verna Bradby ... Two brothers, Aaron and Drew ... Majoring in criminal justice.

JONATHAN DUHART CAREER STATS

Year	G	Rec.	Yards	TD	Long	Avg.
2014	12	7	127	0	45	10.6
2015	12	47	636	8	64	13.5
2016	13	48	735	9	77	15.3
TOTAL	37	102	1498	17	77	14.7



Ray Lawry
5-10 • 203
Sr. • RB
Logan Township, N.J.
Kingsway Regional

2016: Conference USA Honorable Mention ... Played in 12 games, starting eight games ... Recorded 11 rushing and one receiving touchdown for 12 total ... Ran for his second consecutive 1000-yard season tallying 1,255 yards on 200 attempts ... Set ODU career record with 38 rushing touchdowns and 40 total touchdowns ... Averaged 104.6 rushing yards per game ... Ran for 110 yards on 14 carries and a touchdown as well as catching two passes for 62 yards and a TD in the 54-21 win against Hampton including a 59-yard receiving touchdown just 23 seconds into the game ... Collected 119-yards on 15 carries and the lone ODU touchdown, a 27-yard run, at Appalachian State ... Carried the ball nine times for 42 yards and caught a 12-yard pass in the 33-19 win over UTSA ... Rushed for 88 yards on 12 carries and a touchdown against UMASS ... Tallied 27 yards on four carries at Western Kentucky ... Notched a team-high 17 carries for 131 yards and two touchdowns including a 40-yard touchdown to help the Monarchs defeat the Miners 31-21 ... Carried the ball 27 times for 209 yards and a 33-yard touchdown in the 38-14 win over Marshall ... Had a team-high 17 carries for 71 yards and two touchdowns as well as a 28-yard catch against Southern Miss ... Ran 25 times for 117 yards against FAU ... Ran 24 times for 194 yards and three touchdowns, including two of 20+ yardage, and catching two passes for 23 yards in the regular season finale win over FIU ... Ran for 133 yards on 23 carries in ODU's 24-20 Popeyes Bahamas Bowl victory over Eastern Michigan ... Also caught two passes for 14 yards ... Was named the games Offensive MVP.

2015: Second-Team All-Conference USA ... Played in 12 games starting in nine ... Led Conference USA with 1,136 rushing yards ... Finished the season 28th in the country with 103.3 yards per game ... Set single-season ODU record with 194 carries for 1,136 yards ... Had 11 rushing touchdowns on the season ... Had a school record six 100-yard rushing games ... Began the season with a 28 carry, 223 yard, four touchdown game at Eastern Michigan to propel ODU to a 38-34 win ... Scored the winning touchdown on a 45-yard run with 1:57 left to play ... Also scored on runs of 54, 2 and 5 yards, tying his own single-game record with four rushing touchdowns ... Rushed a school record 31 times for 215 yards and two touchdowns in ODU's 24-10 win over Norfolk State ... Rushed 11 times for 15 yards against NC State ... Caught two passes for 71 yards including a 70-yard touchdown pass, the longest pass so far this season and his first career TD reception ... Carried eight times for 22 yards versus Appalachian State ... Registered 29 carries for 160 yards and a touchdown at Marshall and caught four passes for 12 yards ... Had seven rushes for 34 yards and four catches in the win over Charlotte ... For the first time since last season at WKU, Lawry did not start at FIU, but did carry 22 times for 161 yards and a season-long tying 57-yard touchdown run ... He also had two catches for seven yards ... Totaled 136 yards on 26 carries and two catches for 15 yards against WKU ... Recorded 23 carries for 103 yards and two touchdowns in ODU's 36-31 win at UTSA ... His 16 yard run in the second quarter put him over 1,000 for the season ... Carried five times for 59 yards including a 42-yard touchdown in ODU's win over UTEP ... Had two catches for eight yards ... Holds school record with



Darius Garcia
6-3 • 331
Sr. • OL
Chesterfield, Va.
Manchester /
Fork Union

2016: Started the first six games of the season at right tackle ... Missed the rest of the season due to a season-ending injury.

2015: Played in 10 games starting seven ... Started three games at left tackle before switching to right tackle and made four-straight starts.

2014: Played in all 12 games, starting nine at right tackle as a true freshman ... Just the second true freshman offensive lineman to start a game at ODU, joining Tyler Fisher who did it in 2013 ... Played on an offensive line that helped ODU average 441.9 yards per game and 149.4 rushing yards per game ... Helped record a season best 643 yards of total offense at WKU.

HIGH SCHOOL: Was a two-time First-Team All-District performer at Manchester High School ... He earned First-Team All-Region and also received honorable mention All-State accolades and was named All-Metro.

PERSONAL: Son of Robert and Janet Garcia ... Two sisters, Jasmine and Cierra ... Majoring in criminal justice.



Meet the Monarchs

2,083 career rushing yards and is second with 27 rushing touchdowns ... His 6.3 yards per carry is also tops in ODU history.

2014: Conference USA Freshman of the Year ... C-USA All-Freshman Team ... Had 134 carries for 947 yards and 16 touchdowns ... Led all freshmen in the country with 7.1 yards per carry ... Tied for third among all freshmen with 16 rushing touchdowns ... Finished ninth among freshmen in rushing yards ... Five 100-yard rushing games most in a season by an ODU back ... 16 rushing touchdowns second most in a single-season ... Rushed 14 times for 71 yards and three touchdowns in the second game of his career, at NC State ... Had four carries for 69 yards and a 55-yard touchdown in the win over Eastern Michigan ... Carried 16 times for 131 yards against Marshall, the first 100-yard game of his career ... Had 13 attempts for 117 yards and two touchdowns at UTEP ... In his first career start, rushed 25 times for 148 yards and a school record tying four touchdowns at WKU ... Had seven carries for 12 yards and a touchdown at Vanderbilt ... Also had three catches for 23 yards against the Commodores ... Carried 10 times for 29 yards and a touchdown in the overtime victory against Louisiana Tech ... Recorded three receptions for 32 yards against LA Tech ... Notched a career-best 213 yards on 25 carries in the season finale win at FAU ... Also finished the year with 17 catches for 155 yards.

HIGH SCHOOL: Rated a 3-Star recruit by ESPN, Rivals and 247 Sports ... Named First-Team All-Group 4 as a senior ... Led Kingsway Regional to an 8-3 record and the West Jersey Championship ... Rushed 205 times as a senior for 1,833 yards and 25 touchdowns ... Rushed for 227 yards and five touchdowns in the game that clinched the championship ... Played in the 2014 Chesapeake Bowl High School All-Star Game ... Rushed for 2,225 yards and 31 touchdowns as a junior ... Led team to the South Jersey 4A title game.

PERSONAL: Son of Shleema and Ray Lawry ... One brother, Isaiah, and one sister, Deja ... Majoring in criminal justice and minoring in marketing.

RAY LAWRY CAREER STATS

RUSHING STATS

Year:	G	Att.	Yds.	Avg.	TD	Long
2014	12	134	947	16	68	7.1
2015	11	194	1136	11	57	5.9
2016	12	200	1255	11	46	6.3
TOTAL	35	528	3338	38	68	6.3

RECEIVING STATS

Year:	G	Rec.	Yards	TD	Long	Avg.
2014	12	17	155	0	31	9.1
2015	11	21	152	1	70	7.2
2016	12	11	134	1	59	12.2
TOTAL	35	49	434	2	70	8.9



Marques Little
5-9 • 182
Sr. • WR
Williamstown, N.J.
Williamstown

Changed to number 3 in the spring.

2016: Played in all 13 games playing wide receiver and on special teams ... Registered four catches for 25 yards ... Returned three punts for seven yards ... Caught three passes for 21 yards at WKU.

2015: Played in all 12 games starting 11 at wide receiver ... Finished the year third on the team with 23 receptions for 221 yards and two touchdowns ... Led the team with 34 punt return yards and also returned 13 kickoffs for 235 yards ... Caught four passes for 34 yards in the season-opener at Eastern Michigan ... Caught one pass for a career-high 43 yard reception against Appalachian State ... Had one reception for a 33-yard touchdown in the win over Charlotte ... Made four receptions for 25 yards at FIU ... Notched three catches for 31 yards and a touchdown versus WKU ... Registered a career-best six catches for 31 yards in the win at UTSA.

2014: Played in all 12 games at wide receiver and on special teams ... Started two games at wide receiver ... Finished the season with 11 catches for 138 yards and three touchdowns ... Had one reception for 18 yards in first collegiate game against Hampton ... Notched his first career touchdown catch against Middle Tennessee, catching a four-yard touchdown pass ... Made one catch for a 38-yard touchdown at UTEP ... Had a pair of catches for 43-yards and a touchdown at Vanderbilt ... Caught a season-high three passes in the season finale win at FAU.

HIGH SCHOOL: A 3-Star recruit by 247 Sports ... Played in the 2014 Chesapeake Bowl High School All-Star Game, catching a 25-yard touchdown pass ... Had 1,075 yards rushing and 22 TD's as a junior while catching 17 passes for 338 yards ... Led team to 12-0 record and South Jersey Group A Championship.


PERSONAL: Son of Harold and Tonya Little ... One brother, Mitchell ... Majoring in sport management.

MARQUES LITTLE CAREER STATS:

Year:	G	Rec.	Yards	TD	Long	Avg.
2014	12	11	138	3	38	11.5
2015	12	23	221	2	43	9.6
2016	13	4	25	0	13	6.2
TOTAL	37	38	384	5	43	10.1



Meet the Monarchs



Josh Marriner
 5-9 • 195
 Sr. • RB
 Chesapeake, Va.
 Western Branch/
 UConn

24

2016: Played in all 13 games at running back and on special teams ... Rushed 23 times for 84 yards and caught two passes for 13 yards ... Had nine carries for 31 yards in the season-opener against Hampton ... Rushed six times for 14 yards at App State ... Had two attempts for 25 yards in the win at Charlotte ... Finished tied for third on the team with nine special teams tackles.

2015 (UConn): Played in 12 games at tailback and on kickoff return ... started the game at BYU ... Had four kickoff returns for 57 yards against UCF ... Also had eight receptions for 71 yards and made two tackles ... Had four carries against Marshall in St. Petersburg Bowl.

2014 (UConn): Played in 11 games at tailback and on special teams ... Finished the season with 110 yards on the ground and a touchdown ... Added six receptions for 73 yards and returned three kicks for 55 yards ... Opened the season with 44 total yards and a touchdown vs. BYU ... Rushed for 19 yards on five carries at USF ... Had a 38-yard reception vs. SMU ... Named to the American Athletic Conference All-Academic team.

2013 (UConn): Redshirted.

High School: Was named First Team All-Tidewater by the Virginian Pilot ... Rushed for 2,168 yards as a senior on 253 carries with 24 rushing touchdowns and 26 total touchdowns ... Had two receptions - both for touchdowns ... Team was 9-3 in senior year and advanced to second round of Virginia Division Six tournament ... Gained 417 yards in single game on 20 carries against Great Bridge in late October ... The game was 10 yards short of the South Hampton Roads single-game record ... 1,898 regular season yards in 2012 is fourth in South Hampton Roads' all-time list ... Southeastern District and Eastern Region Offensive Player of the Year.


Personal: Son of Melvin and Melody Marriner ... Three brothers, Courtland and Isaiah Marriner, and ODU teammate, Brandon Addison ... Working towards his Master's in public administration.

JOSH MARRINER CAREER RUSHING STATS

Year	Games	Attempts	Yards	TD's	Long	Avg.
2016	13	23	84	0	19	3.7
TOTAL	13	23	84	0	19	3.7

JOSH MARRINER CAREER RECEIVING STATS

Year	Games	Receptions	Yards	TD's	Long	Avg.
2016	13	2	13	0	8	6.5
TOTAL	13	2	13	0	8	6.5



Manny Matiarena
 6-4 • 302
 Sr-r. • OL
 Los Angeles, Calif.
 Salesian/
 Pasadena CC

77

2016: Appeared in 11 games, mostly on the kickoff team ... Earned his undergraduate degree in criminal justice.

2015: Did not play.

2014: Redshirted.

JUCO: A 2-star recruit by 247 Sports .

PERSONAL: Full name is Manuel Matiarena ... Son of Fernando Matiarena and Rosa M. Lopez ... One brother, Fernando ... Majoring in criminal justice.



Bunmi Rotimi
 6-4 • 275
 Sr-r. • DE
 Alexandria, Va.
 West Potomac

44

Changed his number from 58 to 44.

2016: Conference USA Honorable Mention ... CoSIDA Academic All-District honoree ... Started all 13 games at defensive end ... Moved to end after playing defensive tackle his first two seasons ... Earned his undergraduate degree in marketing ... Had 44 tackles and finished second on the team with seven sacks and 10.0 tackles for loss ... Tied with Craig Wilkins for the ODU career record with 13.5 sacks ... Had season high five tackles at NC State, and in the win over UMass ... Notched a career-best two sacks and forced a fumble that fellow defensive lineman, Rashaad Coward, returned for a touchdown ... Had 1.5 sacks in the win over UTEP and UTSA ... Recorded four tackles and a tackle for loss in the Popeyes Bahamas Bowl win over Eastern Michigan.

2015: Played in all 12 games starting 11 at defensive tackle ... Was second on the defensive line with 36 tackles and second on the squad with 4.5 sacks and 7.0 tackles for loss ... Notched four tackles in the win at Eastern Michigan ... Registered a season best six tackles and a sack at Marshall ... Registered five tackles in the win over Charlotte ... Notched a sack in three-straight games starting with the contest at FIU ... C-USA Commissioner's Honor Roll.

2014: Played in all 12 games, starting two at defensive tackle ... A former

Meet the Monarchs

walk-on, earned a scholarship in fall camp ... Recorded 30 tackles, 2.5 tackles for loss and two sacks on the season ... Had a season-high seven tackles in the game at UTEP ... Tallied three tackles apiece in the games against Eastern Michigan, Western Kentucky, Louisiana Tech and FAU ... Recorded sacks against Middle Tennessee and FIU ... Made Dean's List in the fall of 2014.

2013: Redshirted.

HIGH SCHOOL: Helped team to the playoffs as a junior and senior ... Earned first-team All-Patriot District accolades as a junior ... Received All-Region honors in the shot put.

PERSONAL: Son of Samuel and Mulako Rotimi ... Full name is Olubunmi Rotimi ... One sister, Tiffany ... Made the Dean's List in the fall of 2014 ... Majoring in marketing.

BUNMI ROTIMI CAREER STATS

Year	G	UT	AT	Total	TFL	Sacks	INT	FF	FR	PBU
2014	12	12	18	30	2.5-10	2.0-9	0	0	0	0
2015	12	13	23	36	7.0-39	4.5-36	0	0	0	2
2016	13	20	24	43	9.0-74	7.0-69	0	2	1	0
TOTAL	37	45	65	110	19.5-127	13.5-114	0	2	1	2



Rob Thompson
6-1 • 189
Sr.-r. • S
Hammonton, N.J.
St. Joseph HS

2016: Played in 11 games, started the final five regular season games at safety ... Posted 22 tackles, a tackle for loss, two pass breakups and an interception ... Had a season-high four tackles in the win at Florida Atlantic ... Has already earned his earned his undergraduate degree and is currently taking master's classes.

2015: Played in four games, starting in the season finale against FAU ... Notched seven tackles and a pass breakup ... Notched a season-high six tackles versus Florida Atlantic in his most extensive action of the season ... C-USA Commissioner's Honor Roll.

2014: Redshirted. Earned a starting safety spot in fall camp before suffering a season-ending shoulder injury.

2013: Played in 10 games at safety and on special teams ... Switched to safety from cornerback during fall camp ... Registered 20 stops on the year ... Recorded a season-best seven tackles at North Carolina ... Had three tackles apiece against Campbell, Maryland, Howard and Liberty.

HIGH SCHOOL: Helped St. Joseph to an undefeated season in 2011 winning the state championship ... Scored a TD in the state title game ... Earned Cape-Atlantic League accolades ... A tall athletic cornerback, also was a hurdler and high jumper on the St. Joseph indoor and outdoor track and field teams ... Won the state Non-Public B indoor 55-meter hurdles championship.

PERSONAL: Full name is Robert C. Thompson ... Son of Darrell and Rikkia Thompson ... One brother, Christopher, and one sister, Christiana ... Majoring in finance ... Made the Dean's List in the spring of 2015.

ROB THOMPSON CAREER STATS

Year	G	UT	AT	Total	TFL	Sacks	INT	FF	FR	PBU
2013	10	14	6	20	0.0	0.0	0	0	0	0
2014	Redshirted									
2015	5	4	3	7	0.0	0.0	0	0	0	1
2016	11	14	8	22	1.0-2	0.0	1	0	0	2
TOTAL	26	32	17	49	1.0-2	0.0	1	0	0	3



Brandon Simmons
5-9 • 187
Sr. • RB
Virginia Beach, Va.
Ocean Lakes

Changed his number from 27 to 23.

2016: Played in 10 games at running back and on special teams ... Had 11 carries for 45 yards and caught one pass for four yards ... Recorded 10 carries for 38 yards in the win at Charlotte ... Had one attempt for seven yards in the win over FAU.

2015: Played in four games on the year seeing action on special teams.

2014: Played in seven games this season seeing action on special teams ... Appeared on kickoff return, kickoff, punt and punt return teams, recording three tackles on the year ... Had two tackles in the season finale at FAU.

PERSONAL: Son of Solomon and Alberta Simmons ... Two brothers, Solomon Simmons and Martell Tennant.

BRANDON SIMMONS CAREER RUSHING STATS

Year	Games	Attempts	Yards	TD's	Long	Avg.
2014	7	0	0	0	0	0.0
2015	4	0	0	0	0	0.0
2016	13	23	84	0	19	3.7
TOTAL	13	23	84	0	19	3.7

Meet the Monarchs



Melvin Vaughn
6-2 • 233
Sr-r. • TE
Chesapeake, Va.
Oscar Smith

1

2016: Played in 11 games, starting 10 at tight end ... Fourth on the team in receptions with 22 for 233 yards ... Caught one touchdown ... Averaged 10.6 yards per catch and 21.2 yards per game ... Caught a pass for nine yards against Hampton ... Had two receptions for 20 yards at Appalachian State ... Notched three receptions for 39 yards with a long of 32 at NC State ... Had one catch for a loss of five yards against UTSA ... Tallied 19 yards on two receptions in the 52-17 win at Charlotte ... Recorded 42 yards on three catches including a 16-yard 1st-down catch ... Pulled down two catches for 18 yards at Western Kentucky ... Hauled in two catches for 18 yards including a 15 touchdown catch to help the Monarchs defeat UTEP 31-21 ... Registered three catches for 27 yards with a long of 19 in the win over Marshall ... Recorded one catch for no gain in the 51-35 win over Southern Miss ... Caught two passes for 46 yards, both securing ODU first downs, in the 24-20 Popeyes Bahamas Bowl win over Eastern Michigan.

2015: Redshirted ... Did not play due to a season-ending injury.

2014: Played in all 12 games, starting five at wide receiver ... One of four ODU receivers to have more than 30 receptions on the season ... Recorded 30 receptions for 315 yards and three touchdowns ... Had three catches for 17 yards in the opener against Hampton ... Registered three catches for 45 yards and first career touchdown in the C-USA opening win at Rice ... Notched career bests with eight catches for 94 yards and a touchdown at Western Kentucky ... Had four receptions for 46 yards in the win against FIU ... In the finale at FAU, recorded a team-best seven catches for 67 yards and a touchdown ... Also a solid special teams player, recorded four tackles on the year.

2013: Played in all 12 games and started three at wide receiver ... He had a total of 19 receptions for 148 yards ... He completed two catches for 29 yards vs. Maryland ... He grabbed three passes for 32 yards against Albany ... Vaughn snatched four receptions for 36 yards in the nail-biting win over Norfolk State ... Caught four passes against Rhode Island for 19 yards.

HIGH SCHOOL: Rated two stars by ESPN.com ... Two-time All-District and All-Region accolades ... Earned All-State honors in 2011 ... Scored four touchdowns, three at running back, a position he had not played before, in the Eastern Region semifinal victory over Salem ... Had the game-winning score in the Tigers' 34-28 victory in that game ... Leading receiver with 57 catches for 856 yards and nine touchdowns ... Had 15 carries for 120 yards and three touchdowns ... Coached by Richard Morgan.

PERSONAL: Son of Melvin Vaughn Sr. and Tawanna Riddick ... Majoring in criminal justice.

MELVIN VAUGHN CAREER STATS

Year	G	Rec.	Yards	TD	Long	Avg.
2013	12	19	149	0	30	7.8
2014	12	30	315	3	28	10.5
2015	Did Not Play					
2016	11	22	233	1	32	10.6
TOTAL	35	71	697	4	32	9.8



Daniel Appouh
6-4 • 249
Jr-r. • DE
Germantown, Md.
Seneca Valley

99

Changed his number from 99 to 4.

2016: Appeared in eight games on the season at defensive end and on special teams ... Registered 17 tackles, 4.5 tackles for loss and two sacks ... Notched the first two sacks of his career, five tackles and 3.5 tackles for loss in the season-opening win over Hampton ... Tied season-high with five tackles in the win at Charlotte.

2015: Played in nine games on the year at defensive end and on special teams ... Had four tackles on the season ... Had two tackles against Appalachian State.

2014: Redshirted.

HIGH SCHOOL: Earned first-team All-State and All-Montgomery County honors ... Named League Defensive Player of the Year ... As a senior, recorded 93 tackles, 20 tackles for loss and nine sacks ... For his career, notched 154 tackles, 13 sacks, three forced fumbles and a fumble recovery ... Played in the Army National Guard Crab Bowl, Washington vs. Baltimore ... Recorded a sack in the game and helped his team to a win ... Selected to the prestigious Big 33 All-Star Game between Pennsylvania and Maryland ... His cousin plays at Nebraska and his brother played at Penn State.

PERSONAL: Son of Bertha Williams ... Two brothers, Henry and Christopher ... Majoring in physical education.

DANIEL APOUH CAREER STATS

Year	Games	UT	AT	TOTAL	TFL	Sacks	INT	FF	FR	PBU
2015	9	1	3	4	0.0	0.0	0	0	0	0
2016	8	9	8	17	4.5-18	2.0-12.0	1	0	0	0
TOTAL	17	10	11	21	4.5-18	2.0-12.0	1	0	0	0



Meet the Monarchs



Marvin Branch Jr.
6-2 • 222
Jr-r. • LB
Suffolk, Va.
Nansemond River

2016: Played in 11 games at linebacker and on special teams ... Finished the season with 14 tackles, including two on special teams ... Had four tackles apiece in the first game of the season against Hampton, and the Popeyes Bahamas Bowl win over Eastern Michigan ... Also had a pass breakup and QB hurry in the win over EMU.

2015: Played in all 12 games seeing action at linebacker and on special teams ... Finished the year with 30 tackles and one tackle for loss and recovered two fumbles ... Registered a career-high 11 tackles in the win over Charlotte.

2014: Redshirted.

PERSONAL: Son of Marvin Sr. and Tosha Branch ... One brother, Omarion, and one sister, Taniya ... Majoring in leadership with a minor in management.

MARVIN BRANCH CAREER STATS

Year	Games	UT	AT	TOTAL	TFL	Sacks	INT	FF	FR	PBU
2015	12	10	20	30	1.0-2	0.0	0	0	2	0
2016	11	6	8	14	0.0	0.0	0	0	2	1
TOTAL	23	16	28	44	1.0-2	0.0	0	0	4	1



Christian Byrum
6-1 • 182
Jr-r. • S
Virginia Beach, Va.
Tallwood

2016: Played in eight games at safety and on special teams ... Registered 12 tackles and a fumble recovery ... Recorded a career-high and team-best 11 tackles in the Popeyes Bahamas Bowl victory over Eastern Michigan.

2015: Redshirted

2014: Conference USA All-Freshman Team ... Played in nine games at safety, starting four ... Had 20 tackles and two interceptions on the season ... Just the second player in school history to intercept two passes in one game ... Had three tackles in the C-USA opener at Rice ... Notched four stops against Middle Tennessee ... Had career-best five tackles and two interceptions against Marshall.

HIGH SCHOOL: A 3-Star recruit by ESPN, Rivals and 247 Sports ... Earned First-Team All-757 honors at defensive back ... Named First-Team All-Beach District DB.

PERSONAL: Son of David and Sandra Byrum ... Majoring in business marketing ... Uncle Pernell "Sweet Pea" Whitaker was a boxing champion and won a gold medal at the 1984 Olympics.

CHRISTIAN BYRUM CAREER STATS

Year	Games	UT	AT	TOTAL	TFL	Sacks	INT	FF	FR	PBU
2014	9	13	7	20	0.0	0.0	2	0	0	2
2015	REDSHIRTED									
2016	8	3	9	12	0.0	0.0	0	0	1	0
TOTAL	17	16	16	32	0.0	0.0	2	0	1	2



Sean Carter
6-1 • 205
Jr-r. • S
Stafford, Va.
Colonial Forge

2016: Played in all 13 games, starting 12 at safety ... Former walk-on that earned scholarship over the summer ... Third on the team with 60 tackles ... Registered the first two interceptions of his career, and his first career tackle for loss ... Registered a career-high 11 tackles at WKU ... Recorded eight tackles in the win over Southern Miss ... Notched team-high seven tackles in the win at FAU ... Led the team in tackles twice ... Hauled in first career interception in the win at Charlotte ... Returned an interception for a touchdown at UTEP, but it was brought back due to a penalty. ODU kept the ball and kicked a field goal ... Registered two tackles in the win over EMU.

2015: Played in all 12 games and started three games at safety ... Finished the season sixth on the team with 48 tackles and recovered two fumbles ... Recorded seven tackles at Marshall ... Notched eight tackles in his first career start against WKU ... Totaled a career-best nine tackles in the win at UTSA and recovered a fumble and again two weeks later against Southern Miss.

2014: Redshirted.

PERSONAL: Son of Darin and Joy Pearson ... Majoring in sport management.

SEAN CARTER CAREER STATS

Year	Games	UT	AT	TOTAL	TFL	Sacks	INT	FF	FR	PBU
2015	12	31	17	48	0.0	0.0	0	0	2	0
2016	13	34	26	60	1.0-1	0.0	2	1	1	1
TOTAL	24	65	43	108	1.0-1	0.0	2	1	3	1



Meet the Monarchs



Nick Clarke
 6-4 • 312
 Jr.-r. • C
 Mechanicsville, Va.
 Atlee

63

Named to preseason watch list for the Rimington Award for the second-straight year.

2016: Started all 13 games at center ... On the preseason watch list for the Rimington Award, given to the best center in the country ... Helped ODU rush for a school record 2,559 yards, while Ray Lawry set a single-season record with 1,255 yards ... ODU led Conference USA with 196.8 rushing yards per game ... The offensive line allowed 19 sacks, second fewest in Conference USA.

2015: Conference USA All-Freshmen Team ... Played in all 12 games starting nine at center ... Came in early in the opener at Eastern Michigan and played well and followed that by starting the next three games ... Started the final six games of the season ... Helped pave the way for Ray Lawry to the first 1,000 yard rushing season in school history.

2014: Redshirted ... Made Dean's List in the fall of 2014.

HIGH SCHOOL: A 2-Star recruit by Rivals and 247 Sports ... A two-time All-Metro, All-District and All-Region honoree ... Played in the 2014 Chesapeake Bowl High School All-Star Game ... A Big River Rivalry selection.

PERSONAL: Son of Kevin and Cheryl Clarke ... One brother, Colby, and one sister, Savannah ... Majoring in exercise science.



Justin Cooper
 5-11 • 209
 Jr.-r. • RB
 Chester, Va.
 Thomas Dale


26

2016: Played in nine games ... Had two carries for six yards ... Registered two special teams tackles.

2015: Did not play ... C-USA Commissioner's Honor Roll.

2014: Redshirted.

Personal: Son of Michael and Caroline Cooper ... One brother, Jordan ... Majoring in business management.



Jeremy Cox
 5-11 • 217
 Jr. • RB
 Hope Mills, N.C.
 South View/
 Fork Union

35

2016: Appeared in 12 games ... Started eight games ... Tallied 129 carries for 732 yards ... Collected 13 rushing touchdowns and one receiving for 14 total ... Ran four times for 28 yards and recorded the final touchdown against Hampton to propel ODU to its first win, 54-21, of the season ... Led the running game for ODU with nine carries for 91 yards including a 65-yard touchdown run at NC State ... Rushed for 22 carries, 103-yards and two touchdowns against UTSA ... Carried the ball 10 times for 36 yards and a career-high three touchdowns, including the first two scoring drives, at Charlotte ... Ran for a career-high 24 carries and 162 yards as well as two touchdowns while also catching three passes for 11 yards in the 36-16 win over UMASS ... Drove in an 8-yard run for a touchdown against Western Kentucky while rushing for 33 total yards on eight carries and grabbed two receptions for three yards ... Tallied seven carries for 22 yards against UTEP ... Ran five times for eight yards against Marshall ... Netted 77 yards on four carries and two touchdowns including a 67-yard TD run, while also collecting 26 yards on a kickoff return in the 51-35 win over Southern Miss ... Rushed 11 times for 64 yards and a touchdown as well as recording his career-long touchdown reception on an 84-yard TD catch at Florida Atlantic ... The 84-yard catch and run at FAU is the longest play in ODU's FBS history ... Collected 15 carries for 62 yards and a touchdown in the 42-28 win against FIU in the regular season finale ... Rushed 10 times for 47 yards in the Popeyes Bahamas Bowl.

2015: Played in 10 games starting four at running back ... Finished second on the team with 369 rushing yards on 72 carries ... Also caught 20 passes for 99 yards ... Carried seven times for 33 yards in his first career game at Eastern Michigan ... Carried five times for 15 yards in the win over NSU ... Had one carry for 15 yards at Marshall and recorded his first career start ... Rushed nine times for 46 yards and caught three passes in the win over Charlotte ... Rushed five times for 50 yards including a 39-yard run at FIU ... Rushed for a then career-best 15 times for 84 yards and a touchdown in the win over UTEP ... Recorded a season-long 42-yard touchdown run in the win over the Miners ... Also caught four passes for 70 yards ... The following week, rushed a career-best 21 times for 98 yards and caught a career-high seven passes for 21 yards.

HIGH SCHOOL: A two-time First-Team All-Conference selection at South View High School ... A three-star recruit by Rivals and 247 Sports coming out of high school ... Rushed for 1,386 yards and 20 touchdowns as a senior at South View.

PERSONAL: Son of Jimmie and Stephanie Cox ... One brother, Trey, two sisters, Javaria and Jamia ... Majoring in sport management.

JEREMY COX CAREER RUSHING STATS

Year	Games	Attempts	Yards	TD's	Long	Avg.
2015	10	72	369	1	42	5.1
2016	11	119	685	13	67	5.8
TOTAL	21	191	1054	14	67	5.5

CAREER RECEIVING STATS

Year	Games	Rec.	Yards	TD's	Long	Avg.
2015	10	20	99	0	23	4.9
2016	11	11	118	1	84	10.7
TOTAL	21	31	217	1	84	7.0



Meet the Monarchs



A.J. Davison
 6-6 • 298
 Jr-r. • OL
 Rohnert, Calif.
 Rancho Cotate/
 Santa Rosa JC

68

2016: Redshirted.

JUCO: Had 39 tackles and 10 sacks playing defensive line at Santa Rosa JC.

Personal: Son of Allen and Linda Davison ... One brother, Garrett ... Majoring in criminal justice.



Malik Fuller
 5-9 • 176
 Jr-r. • RB
 Nokesville, Va.
 Patriot
 Fork Union

28

2016: Appeared in two games before suffering a season-ending injury.

2015: Did not play. C-USA Commissioner's Honor Roll.

2014: Redshirted.

Personal: Son of James and Johnna Fuller ... Two brothers, Mekhi and Carlo, and one sister, Ashia ... Majoring in sport management.



Miles Fox
 6-1 • 292
 Jr. • DT
 Lawrenceville, Ga.
 Collins Hill

11

Changed his number from 90 to 11.

2016: Played in 11 games, starting nine at defensive tackle ... Had 27 tackles, 4.5 tackles for loss, two sacks and one forced fumble ... Second on the team with five QB hurries ... Recorded career-high eight tackles at Appalachian State ... Registered first full sack of his career in the win over UTSA, and then again the following week in the victory at Charlotte ... Had three tackles and two QB hurries in the bowl win over Eastern Michigan.

2015: Played in all 12 games starting one at defensive tackle ... Registered 25 tackles, 3.0 tackles for loss and half a sack ... Also notched three quarterback hurries and a forced fumble ... Totaled four tackles and half a sack against Appalachian State ... Started his first career game at Marshall and recorded four tackles ... Made four stops in the win over Charlotte ... C-USA Commissioner's Honor Roll.

HIGH SCHOOL: A three-star recruit by 247 Sports ... Named First-Team All-County at defensive line ... Earned First-Team All-Region accolades ... Recorded 80 tackles, eight sacks and a fumble recovery in his senior season ... Notched 11 tackles and two tackles for loss in a 27-20 win over South Gwinnett ... Registered a season-high 16 tackles and four tackles for loss against Norcross.

Personal: Son of George and Cheryl Fox ... One sister, Gabriella, and one brother, Jackson ... Majoring in communications with a minor in sport management.

MILES FOX CAREER STATS

Year	Games	UT	AT	TOTAL TFL	Sacks	INT	FF	FR	PBU
2015	12	9	16	25	3.0-9	0.5-5	0	1	0
2016	11	13	14	27	4.5-19	2.0-14	0	1	0
TOTAL	22	22	30	52	7.5-28	2.5-19	0	2	0



Jordan Glover
 5-11 • 175
 Jr-r. • CB
 Virginia Beach, Va.
 Princess Anne

18

2016: Played in the season opener against Hampton ... Had one tackle.

2015: Played in one game, the season finale against Florida Atlantic.

2014: Redshirted.

Personal: Son of Joseph Glover-Cook and Kimberly Carroll ... One brother, JaQuan ... Majoring in mechanical engineering technology.



Isaiah Harper
 5-9 • 168
 Jr-r. • WR
 Chesapeake, Va.
 Grassfield

15

2016: Played in all 13 games at wide receiver ... Notched 14 receptions for 174 yards and a touchdown ... Returned a punt 39 yards in the opener against Hampton ... Had two receptions for 54 yards at Charlotte, including a career-long 45-yard catch and his first career touchdown ... Hauled in four passes for 42 yards at FAU ... Had two receptions for 43 yards in the regular season finale against FIU.

2015: Played 10 games on the year at wide receiver and was also an integral part of special teams ... Had four catches for 28 yards.

2014: Redshirted ... Made Dean's List in the fall of 2014.

HIGH SCHOOL: Earned All-Region honors as both a running back and kick returner as a senior ... Earned All-757 honors ... Named First-Team All-District as a junior.

ISAIAH HARPER CAREER STATS

Year	Games	Rec.	Yards	TD's	Long	Avg.
2015	10	4	28	0	14	7.0
2016	13	14	174	1	45	12.4
TOTAL	23	18	202	1	45	11.2



Meet the Monarchs



Travis Fulgham
6-3 • 208
Jr.-r. • WR
Ashburn, Va.
Broad Run

7

2016: Started all 13 games at wide receiver ... Third most receptions on the team with 29 for 478 yards ... Tallied eight touchdowns on the season ... Tallied two catches for 36 yards at NC State ... Collected five receptions for 55 yards in the 33-19 win against UTSA ... Notched two receptions for 64 yards including a career-long 55-yard touchdown catch in the 52-17 win at Charlotte ... Recorded four receptions for 27 yards and a touchdown against the Minutemen of UMass ... Totaled 88 yards on four receptions including a 53-yard TD catch at WKU ... Brought down three catches for 44 yards and a touchdown catch for seven yards at UTEP ... Recorded 32 yards on three receptions and a touchdown against Marshall ... Hauled down one catch for a 39-yard touchdown completion in the 51-35 win over Southern Miss ... Caught two passes for 39 yards and a long of 29 at Florida Atlantic ... Had one catch but it went for a 31-yard touchdown in the Popeyes Bahamas Bowl win over Eastern Michigan.

2015: Played in 10 games on the year ... Had six receptions for 89 yards on the year.

2014: Redshirted ... A walk-on that earned a scholarship with a strong fall camp.

PERSONAL: Born on Sept. 13, 1995 ... Son of Alonzo and Celeste Fulgham ... Majoring in sport management.

TRAVIS FULGHAM CAREER STATS

Year	Games	Rec.	Yards	TD's	Long	Avg.
2015	10	6	89	0	24	8.9
2016	13	29	478	8	55	16.5
TOTAL	23	35	567	8	55	16.2



Eri'Leon Hayes
6-2 • 199
Jr. • WR
Dillon, S.C.
Dillon

5

2016: Played in all 13 games at wide receiver and on special teams ... Caught three passes for 32 yards ... Was one of ODU's top special teams performers, finishing second on the team with 10 special teams tackles.

2015: Played in six games, starting all six at wide receiver ... Recorded eight catches for 120 yards on the season ... Notched two receptions for 61 yards in his first game of the season at FIU, including a season-best 47-yard reception ... Caught a season-high three passes for 26 yards in the season finale against Florida Atlantic.

HIGH SCHOOL: Rated a two-star recruit by Rivals ... Named the State Offensive Back of the Year as a senior ... Earned Region Offensive Player of the Year honors and was named First-Team All-Region wide receiver ... Registered 65 receptions for 1,353 yards and 22 touchdowns ... Caught five passes for 109-yards and a touchdown in the state championship game, a 49-27 win over Newberry to give Dillon three-straight state championships.

ERI'LEON HAYES CAREER STATS

Year	Games	Rec.	Yards	TD's	Long	Avg.
2015	6	8	120	0	47	20.0
2016	13	3	32	0	17	10.7
TOTAL	19	11	152	0	47	13.8



Chad Hendricks
6-6 • 305
Jr.-r. • OL
Blackstone, Va.
Nottoway

73

2016: Appeared in all 13 games, starting the final 10 at left tackle ... Helped ODU rush for a school record 2,559 yards, while Ray Lawry set a single-season record with 1,255 yards ... ODU led Conference USA with 196.8 rushing yards per game ... The offensive line allowed 19 sacks, second fewest in Conference USA.

2015: Played in nine games, starting the final four at right tackle ... Helped solidify the offensive line after becoming the fourth player to start at right tackle.

2014: Redshirted.

PERSONAL: Born May 18, 1996 ... Son of Elizabeth Hendricks ... Majoring in supply chain management ... A member of the Old Dominion ROTC.



Meet the Monarchs



Lawrence Holley
6-2 • 201
Jr-r. • CB
Harrisburg, Pa.
Susquehanna Township

9

Changed his number from 1 to 9.

2016: Did not play ... Suffered season-ending injury.

2015: Played in two games on the year ... Saw action against Southern Miss and Florida Atlantic on special teams ... C-USA Commissioner's Honor Roll.

2014: Redshirted ... Made Dean's List in the fall of 2014.

HIGH SCHOOL: Nominated for the prestigious Big 33 All-Star Game ... Ranked as a 2-Star recruit by 247 Sports ... Recorded three interceptions ... Recorded 13 catches for 200 yards on offense ... Pennsylvania East-West All-Star Game nominee ... Named to the Patriot News top-100 ... Earned PSFCA Hot 100 recognition ... Earned All-Conference accolades.

PERSONAL: Son of Larry and Nancee Holley ... One brother, Larson ... Majoring in finance ... His dad Larry, played safety at West Virginia.



Jamshyer McUmbler
6-0 • 176
Jr-r. • CB
Bethesda, Md.
Chevy Chase

16

2016: Played in five games at cornerback and on special teams ... Recorded two tackles and a pass breakup ... Had a tackle apiece in the wins over Hampton and UMass.

2015: Did not play.

2014: Redshirted.

PERSONAL: Son of Rick McUmbler and Melanie Lolstad ... One brother, Nick, and one sister, Nora ... Majoring in mechanical engineering.

JAMSHYER MCUMBLER CAREER STATS

Year	Games	UT	AT	TOTAL TFL	Sacks	INT	FF	FR	PBU
2015	DNP								
2016	5	0	2	2	0.0	0.0	0	0	1
TOTAL	5	0	2	2	0.0	0.0	0	0	1



Ryan Londree
6-3 • 277
Jr-r. • DL
Charlottesville, Va.
Albemarle

12

Changed his number from 53 to 12.

2016: Appeared in 10 games, starting two at defensive tackle ... Started his first career game against Southern Miss ... Had five tackles on the season.

2015: Played in two games at defensive tackle against Appalachian State and WKU.

2014: Redshirted.

HIGH SCHOOL: Earned All-5A North accolades as a defensive lineman and All-Region honors on both offense and defense as a senior ... Earned All-District accolades as a junior on both offense and defense ... A 2-Star recruit by 247 Sports ... Started playing football as a freshman.

PERSONAL: Son of John and Sandra Blair ... One brother, Johnnta, and one sister, LaQuawanna ... Majoring in sport management.

RYAN LONDREE CAREER STATS

Year	Games	UT	AT	TOTAL TFL	Sacks	INT	FF	FR	PBU
2015	2	0	0	0	0.0	0.0	0	0	0
2016	10	4	1	5	0.0	0.0	0	0	0
TOTAL	12	4	1	5	0.0	0	0	0	0



Justin Noye
6-1 • 212
Jr-r. • S
Rochester, N.Y.
East Rochester

22

Changed number from 21 to 22.

2016: Played in all 13 games, seeing time at safety and on special teams ... Had eight tackles on the year along with two tackles for loss ... Had two tackles apiece against Hampton, UMass and FAU.

2015: Played in all 12 games seeing action mostly on special teams ... Recorded four tackles on the year ... Notched a season best two tackles in the win at UTSA.

2014: Redshirted.

HIGH SCHOOL: Played quarterback and cornerback at Rochester East for head coach Paul Brigandi ... A team captain and three-year starter at quarterback ... Led the team to the state playoffs in 2013 ... A three-star recruit by Rivals ... Delivered 15 touchdowns and 1,000 all-purpose yards as a junior.

PERSONAL: Son of Billy Noye ... Three brothers, Quinten Noye, Steven Crews and Theo Crews ... Majoring in communications.

JUSTIN NOYE CAREER STATS

Year	Games	UT	AT	TOTAL TFL	Sacks	INT	FF	FR	PBU
2015	12	3	1	4	0.0	0.0	0	0	0



Meet the Monarchs



Jacob Schwind
6-0 • 237
 Jr.-r. • LS
 Warrenton, Va.
 Kettle Run

49


2016: Appeared in two games ... The backup long snapper, he played against NC State and UTSA and was the holder for all extra points and field goals.

2015: Did Not Play.

2014: Redshirted.

HIGH SCHOOL: Named Kettle Run High School Athlete of the Year as a senior ... Also played lacrosse and wrestling.

PERSONAL: Son of Michael and Kari Schwind ... One sister, Rachel and one brother, Ryan ... Majoring in biology.



Kesean Strong
5-10 • 191
 Jr. • RB
 Oxon Hill, Md.
 Potomac

4

2016: Played in 12 games on the year ... Caught six passes for 81 yards ... Had two rushes for negative one yards ... Returned 16 kickoffs for 338 yards for a 21.1 yard average, with a long of 39 ... Had one catch for a season-long 40-yard gain at Charlotte ... Caught two passes for 27 yards against Marshall ... Had a season-long 39-yard kickoff return in the season-opening win over Hampton.

2015: Played in all 12 games seeing time at running back, wide receiver and on special teams ... Rushed 27 times for 75 yards and a touchdown ... Caught six passes for 46 yards on the year ... Returned kicks in the season finale against FAU, returning five kicks for 140 yards and a long of 32 ... Notched season bests with 12 carries for 36 yards and a touchdown in the win over Norfolk State ... Carried eight times for 23 yards versus Appalachian State and caught two passes for 15 yards ... Rushed four times for 18 yards at Marshall ... Caught one pass for a season long of 20 yards in the finale against FAU ... C-USA Commissioner's Honor Roll.

HIGH SCHOOL: A three-star recruit by 247 Sports and two-star recruit by Rivals ... Rushed for 648 yards in just four games as a senior before a season-ending injury ... As a junior earned First-Team All-County accolades ... Rushed 95 times for 1,363 yards and 24 touchdowns ... Returned seven kicks for touchdowns.

PERSONAL: Son of James Strong and Temika Manley ... Majoring in business management.

KESEAN STRONG CAREER STATS
RECEIVING STATS

Year	Games	Rec.	Yards	TD's	Long	Avg.
2015	12	6	46	0	20	7.7
2016	12	6	81	0	40	13.5
TOTAL	24	12	127	0	40	10.6

CAREER RUSHING STATS

Year	Games	Attempts	Yards	TD's	Long	Avg.
2015	12	27	75	1	9	2.8
2016	12	3	-1	0	1	-0.1
TOTAL	24	30	74	1	9	2.5



Pat Toal
6-4 • 316
 Jr.-r. • DT
 Hazlet, N.J.
 Raritan

17

Changed number from 54 to 17.

2016: Played in 11 games, earning his first career start at defensive tackle ... Registered 12 tackles, 2.0 tackles for loss and half a sack ... Had a season-high two tackles apiece against Southern Miss and FIU ... Had a tackle for loss against Marshall.

2015: Appeared in 11 games at defensive tackle ... Recorded eight tackles, 1.5 tackles for loss, one forced fumble and fumble recovery ... Registered a season-high three tackles at Marshall.

2014: Redshirted.

HIGH SCHOOL: A 2-Star recruit by 247 Sports ... Earned First-Team All-Monmouth County honors ... As a junior and senior, recorded 90 tackles, nine sacks, four forced fumbles and two fumble recoveries ... A two-time First-Team All-Central Division honoree ... Two-time "Chris Carroll" Ironman Award Winner ... Chosen to play in both the 2014 Chesapeake Bowl High School All-Star Game and the U.S. Army All Shore Classic.

PERSONAL: Son of Patrick and Theresa Toal ... One sister, Jessica ... Majoring in criminal justice.

PAT TOAL CAREER STATS

Year	Games	UT	AT	TOTAL TFL	Sacks	INT	FF	FR	PBU
2015	11	2	6	8	1.5-3	0.0	0	1	1
2016	11	3	9	12	2.0-6	0.5-3	0	0	0
TOTAL	22	5	15	20	3.5-9	0.5-3	0	1	1



Brandon Tyson
6-1 • 342
 Jr.-r. • DT
 Midlothian, Va.
 Clover Hill

8

2016: Did not play ... Suffered season-ending injury.

2015: Played in eight games at defensive tackle ... Made three tackles on the season.

2014: Redshirted.

HIGH SCHOOL: A four-year starter on the offensive and defensive line at Clover Hill ... A three-time All-District and All-Conference performer ... Received All-Metro accolades as a senior ... Named Lineman of the Year for Clover Hill.

PERSONAL: Son of Oscar Jr., and Maureen Tyson ... One brother, Ray, and one sister, Brianna ... Majoring in sport management ... His father and brother played football at East Carolina ... His father is a pastor.

Meet the Monarchs



Tim Ward
6-6 • 243
Jr. • DE
High Point, N.C.
High Point Cental

2

Changed his number from 93 to 2.

2016: Played in all 13 games at defensive end ... Had 25 tackles, five sacks and 6.5 tackles for loss ... Tied his career-high with seven tackles and a sack in the win at Charlotte.

2015: Played in all 12 games as a true freshman making two starts at defensive end ... Finished the year with 23 tackles, 5.0 tackles for loss and 2.5 sacks ... Finished second on the team with seven QB hurries and had three pass breakups ... In his first career game had three tackles and the game-clinching interception at Eastern Michigan ... Notched a season best seven tackles against Appalachian State ... Started his first career game at Marshall, recording two tackles ... Had a sack in the win over Charlotte ... Totaled four tackles and a sack in the win over UTEP.

HIGH SCHOOL: Ward had 75 tackles, 12 sacks and two forced fumbles his senior season at High Point Central ... He had a season high 13 tackles and two sacks against Northwest Guilford as well as nine tackles and three sacks in a win at Grimsley ... MaxPreps.com Player of the Game eight times as a senior.

PERSONAL: Son of Tim Ward Sr. and Kim Taylor ... Majoring in business marketing.

TIM WARD CAREER STATS

Year	Games	UT	AT	TOTAL TFL	Sacks	INT	FF	FR	PBU
2015	12	7	16	23	5.0-27	2.5-13	1	0	3
2016	13	9	16	25	6.5-40	5.0-39	0	1	0
TOTAL	25	16	31	48	11.5-67	7.5-52	1	1	3



DeAndre Woods
6-3 • 229
Jr-r. • TE
Birmingham, Ala.
Clay-Chalkville
Vanderbilt

6

A graduate transfer from Vanderbilt ... Has two years of eligibility.

Vanderbilt: Battled injuries with the Commodores, playing in eight games in his career ... In the first three games of 2015, caught seven passes for 129 yards before battling injuries ... Caught three passes for 57 yards against Georgia ... As a senior at Clay-Chalkville, had 51 catches for 733 yards and nine touchdowns ... Led Clay-Chalkville to a 12-2 record and berth in state semi-finals.

HIGH SCHOOL: Started for three seasons at WR for Cougars... As senior, posted 51 receptions for 733 yards and nine TDs, helping North Birmingham squad to 12-2 season and 5A state semifinals... Named to Birmingham News' All-Metro team as senior... 6A All-State WR as a junior after posting 36 catches, good for 460 yards and 10 TDs... Became a starter as sophomore, hauling in 30 catches for nearly 400 yards and six TDs... Sprinted on track squad.

PERSONAL: Graduated with a degree in communication studies.



Oshane Ximines
6-3 • 247
Jr-r. • DE
Ahoskie, N.C.
Hertford County

7

Changed his number from 98 to 7.

2016: Played in all 13 games, starting 12 games at defensive end ... Only game he did not start was Senior Day ... Seventh on the team with 42 tackles ... Had a team-best 7.5 sacks and 11.5 tackles for loss ... 7.5 sacks is a new single-season school record ... Notched season-high seven tackles and a tackle for loss at Appalachian State ... Totaled six tackles, two sacks and 3.5 tackles for loss in regular season finale win over FIU ... Also recorded two sacks in the win over Marshall ... Registered one tackle, a pass breakup and two QB hurries in the Popeyes Bahamas Bowl win over Eastern Michigan.

2015: Started all 12 games at defensive end ... Had 32 tackles and a team-high five sacks and 7.5 tackles for loss ... Had a team-high nine quarterback hurries and a fumble recovery ... Had three tackles, a sack and fumble recovery in the season-opening win at Eastern Michigan ... Notched two stops and a sack in the win over Norfolk State ... Registered a season-best five tackles and a sack in the win over Charlotte ... Had four tackles and a sack against WKU ... C-USA Commissioner's Honor Roll.

2014: Redshirted ... Made Dean's List in the fall of 2014.

Meet the Monarchs

HIGH SCHOOL: A 2-Star recruit by 247 Sports and Rivals.com ... Recorded 65 tackles and 14 sacks as a junior ... Notched 35 career sacks and 145 total tackles ... Recorded six sacks in one game during his senior season ... Two-time Defensive MVP and two-time All-Conference accolades.

PERSONAL: Born December 7, 1996 ... Son of Delroy Ximines and Dane McDonald ... Majoring in business finance.

OSHAINE XIMINES CAREER STATS

Year	Games	UT	AT	TOTAL	TFL	Sacks	INT	FF	FR	PBU
2015	12	12	20	32	7.5-37	5.0-31	0	0	1	4
2016	13	22	20	42	11.5-54	7.5-47	0	3	2	3
TOTAL	24	34	40	74	19.0-91	12.5-78	0	3	3	7



Casey Bernard
6-2 • 249
So-r. • DE
White Plains, Md.
St. Mary's Ryken

2016: Played in two games at defensive end ... Recorded one tackle.

2015: Redshirted.

HIGH SCHOOL: A three-star recruit by 247 Sports ... Played in the annual "Crab Bowl," a high school All-Star Game featuring players from Washington, D.C. and Maryland ... Earned All-County honors as a junior and senior ... Recorded 67 tackles and seven sacks as a junior and 12 sacks as a senior.

PERSONAL: Son of Robert and Crystal Bernard ... Two brothers, Corey and Chris, one sister, Candace ... Majoring in business finance.



Tony Barnett
6-4 • 321
So-r. • OL
Roseland, Va.
Nelson County
Fork Union

Will enter camp as the starter at left guard.

2016: Played in 10 games, starting six at left guard ... Helped ODU rush for a school record 2,559 yards, while Ray Lawry set a single-season record with 1,255 yards ... ODU led Conference USA with 196.8 rushing yards per game ... The offensive line allowed 19 sacks, second fewest in Conference USA.

2015: Redshirted.

HIGH SCHOOL: A big, athletic offensive lineman who projects as a tackle ... Earned All-District honors at Nelson County ... Finished in third place in the Virginia State Championships in the shot put.

PERSONAL: Son of Homer and Tammy Barnett ... Full name is Homer Antonio Barnett ... Two sisters, Simone and Myra and one brother, Alcindor ... Majoring in sport management.



Jamez Brickhouse
5-10 • 183
So-r. • CB
Virginia Beach, Va.
Bayside

2016: Played in 12 games, starting the first game of his career in the Popeyes Bahamas Bowl against Eastern Michigan ... Recorded 18 tackles, one tackle for loss and one QB hurry ... Made four tackles at WKU ... In his first career start, made a career-best and team-high 11 tackles in the win over Eastern Michigan.

2015: Redshirted.

HIGH SCHOOL: Ranked as a three-star recruit by 247 Sports, Rivals and ESPN ... Earned All-Beach District honors as a junior ... Named one of the top defensive backs in the state by Virginia Preps ... Ranked the 10th best player in Hampton Roads by the Virginian Pilot ... Earned First-Team All-Conference honors.

PERSONAL: Son of Monica Burton ... One brother, Mek Mek ... Majoring in sport management.

JAMEZ BRICKHOUSE CAREER STATS

Year	Games	UT	AT	TOTAL	TFL	Sacks	INT	FF	FR	PBU
2016	12	12	6	18	1.0-1	0.0	0	0	0	0
TOTAL	12	12	6	18	1.0-1	0.0	0	0	0	0



Meet the Monarchs



Darrell Brown
 5-9 • 174
 So-r. • WR
 Hampton, Va.
 Bethel

10

Changed his number from 80 to 10

2016: Conference USA All-Freshman Team ... Played in nine games as the primary punt returner ... Returned 14 punts for 145 yards for a 10.4 yard average ... Had three returns for 62 yards, including a season long 36 yards ... Returned one punt for nine yards at App State ... Returned four punts for 43 yards in the win over UTSA ... Had one return for 12 yards at UTEP ... Brought back three punts for 17 yards versus Marshall.

2015: Redshirted.

HIGH SCHOOL: Played in the 757 Adidas All-Star Game ... Holds the Peninsula District record in the long jump.

PERSONAL: Full name is Darrell Brown Jr. ... Son of Darrell Brown Sr. and Sharon Whitney ... Majoring in business marketing.

DARRELL BROWN CAREER STATS

Year	NO.	Yards	TD's	Long	Avg.
2016	14	145	0	36	10.4
TOTAL	14	145	0	36	10.4



Jelani Carter
 6-1 • 207
 So. • CB
 Roanoke, Va.
 Northside

27

2016: Appeared in four games ... Played mostly on special teams and defensive back.

HIGH SCHOOL: Ranked as a three-star recruit by 247 Sports ... Earned All-State honors as a senior at defensive back ... Helped Northside to a 14-1 record and state championship as a junior ... Recorded 57 tackles, two interceptions and two forced fumbles.

PERSONAL: Born Oct. 1, 1996 ... Son of Jelani and Monica Carter ... Two sisters, Shaguan and Tselani ... Majoring in psychology.



Bailey Cate
 6-4 • 192
 So. • P
 Orange Park, Fla.
 Orange Park

96

2016: Conference USA All-Freshman Team ... Punted 57 times for an average of 37.8 yards per punt with a long of 70 yards at NC State ... Forced opponents to fair catch 23 times ... Downed a punt inside the 20-yardline 25 times ... Had four punts of 50-yards or longer ... Also kicked two extra points and was 1-for-1 on field goals, a 21-yarder at NC State ... Had two kickoffs on the season.

High School: Rated a five star punter by one-on-one kicking ... Ranked the No. 1 punter in Florida and No. 17 in the country by Kohls Kicking ... Averaged 44 yards per punt as a senior and had 21 punts downed inside the 20.

PERSONAL: Son of Kelly Cate and Shirley Neidermeier ... One brother, Justen ... Major is undecided.

BAILEY CATE CAREER PUNTING STATS

YEAR	NO.	Avg.	Long	TB	FC	i20	50+
2016	57	37.8	70	3	23	25	4
TOTAL	57	37.8	70	3	23	25	4

BAILEY CATE CAREER KICKING STATS

Year	Games	PAT	FG	Long	TB
2016	13	2-5	1-1	21	0
TOTAL	13	2-5	1-1	21	0



Meet the Monarchs



Nijee Cox
6-3 • 234
So-r. • TE
Virginia Beach, Va.
Salem

85

2016: Played in 10 games ... Saw action at tight end and on special teams.

2015: Redshirted.

High School: Rated a two-star recruit by 247 Sports ... Named First-Team All-State at defensive tackle and Second-Team All-State at offensive line ... Named Conference 9 Defensive Lineman of the Year and earned First-Team honors at offensive and defensive line ... Played in the Adidas 757 All-Star Game ... Returned an interception for a touchdown in win over Cox.

Personal: Son of James and Natasha Cox ... Two sisters, Ganae Cox and Shamiqua Bacon-Cox and one brother, Willie Ponder ... Majoring in criminal justice.




Brad Davis
6-6 • 200
So-r. • K
Chesapeake, Va.
Oscar Smith

41

2016: Conference USA All-Freshman Team ... Handled kickoff duties as well as PAT and field goals ... Was 45-for-46 on extra points, with his only miss coming on a block ... Was 10-for-12 on field goals, including nine-straight makes until a miss in the 11th game of the season ... Made his first career field goal, a 35-yarder, at Charlotte ... Was 3-for-3 on field goals, including a then long 38-yarder ... Made a career-long 43-yard kick at UTEP ... Made two first half field goals at FAU ... Snapped a string of nine-straight makes as his 38-yarder at the end of the first half was tipped and hit the left upright ... Had 10 touchbacks on the season ... Had one punt on the season, a 36-yarder that was downed inside the 10.

2015: Redshirted.

HIGH SCHOOL: Kicked 298 extra points for Oscar Smith and had a touchback rate of 90% on kickoffs ... Earned all-conference honors four-straight years.

PERSONAL: Son of Scott and Jackie Davis ... Two sisters, Maggie and Kelsey ... Majoring in exercise science.

BRAD DAVIS CAREER STATS

Year	Games	PAT	FG	Long	TB
2016	13	45-46	10-12	43	10
TOTAL	13	45-46	10-12	43	10




Terez Dickerson
6-4 • 211
So-r. • LB
Vinton, Va.
William Byrd

13

2016: Played in 5 games, recorded three tackles this season, two coming against FAU ... One in the Popeyes Bahamas Bowl win over Eastern Michigan.

2015: Redshirted.

High School: Registered 100 tackles, one interception and a forced fumble ... First-Team All-Conference and First-Team All-District.

Personal: Son of Terrance and Annette Dickerson ... Two sisters, Tori and Toni ... Majoring in sport management.

TEREZ DICKERSON CAREER STATS

Year	Games	UT	AT	TOTAL	TFL	Sacks	INT	FF	FR	PBU
2016	5	2	1	3	0.0	0.0	0	0	0	0
TOTAL	5	2	1	3	0.0	0.0	0	0	0	0




Akim Bundu-Fitz
6-1 • 186
So-r. • CB
Springfield, Va.
Robert E. Lee

19


2016: Played in four games, mostly appearing on special teams ... Recorded one tackle in the season-opening win over Hampton.

2015: Redshirted ... C-USA Commissioner's Honor Roll.

HIGH SCHOOL: Recorded a pair of interceptions as a senior ... Scored eight touchdowns and racked up 600 receiving yards.

PERSONAL: Son of Mike and Susan Fitzgerald ... Brothers Salifu, Konbek, Sean, Pat, Kelly and Scott; two sisters Adma and Jusu ... Major is undecided.

Meet the Monarchs



Devin Hannan
6-4 • 293
So-r. • OL
Belle Vernon, Pa.
Belle Vernon Area

56

Changed his number from 70 to 56

2016: Conference USA All-Freshman Team ... Started all 13 games on the offensive line ... Started the first three games at left tackle, three at left guard, and the final seven at right tackle ... Helped ODU rush for a school record 2,559 yards, while Ray Lawry set a single-season record with 1,255 yards ... ODU led Conference USA with 196.8 rushing yards per game ... The offensive line allowed 19 sacks, second fewest in Conference USA.

2015: Redshirted. C-USA Commissioner's Honor Roll.

HIGH SCHOOL: Ranked as a three-star recruit by 247 Sports ... A four-year starter on the offensive and defensive line at Belle Vernon Area ... A two-time All-Conference honoree at offensive and defensive line ... Earned Second-Team All-State at defensive tackle ... Played in the Big 33 All-Star Game (Pennsylvania vs. Maryland).

PERSONAL: Son of Frances Hannan ... Two sisters, Felicia Howell and Ashley Howell ... Majoring in criminal justice.



Blake LaRussa
5-10 • 189
So-r. • QB
Virginia Beach, Va.
Bishop Sullivan

11

2016: Played in 10 games as the backup quarterback ... Completed 14-of-24 passes for 140 yards ... Completed his first career pass at App State for a 17-yard gain ... Was 3-of-4 for 17 yards at Charlotte ... In his most extensive action of the season, completed 6-of-8 passes for 68 yards against FIU, including a 40-yarder to Isaiah Harper at the end of the first half that came up a yard short of a touchdown.

2015: Redshirted. Earned C-USA Commissioner's Academic Medal. C-USA Commissioner's Honor Roll.

HIGH SCHOOL: Earned VISAA All-State Team accolades as a senior ... Completed 101-of-199 passes for 2,060 yards and 22 touchdowns ... Named First-Team All-Tidewater honors as a junior ... Passed for 3,794 yards and 52 touchdowns and was named Tidewater Conference Player of the Year.

PERSONAL: Son of Michael and Cathy LaRussa ... Two brothers, Bryan and Mike ... Majoring in finance.

BLAKE LARUSSA CAREER STATS

Year	Games	Comp.	Att.	INT	Yards	TD's	Long	Pct.
2016	10	14	24	1	140	0	40	58.3
TOTAL	10	14	24	1	140	0	40	58.3



Gemonta Jackson
5-10 • 186
So-r. • RB
Petersburg, Va.
Petersburg

27

Changed his number from 32 to 27.

2016: Played in six games at running back before suffering a season-ending injury ... Rushed 22 times for 107 yards and one touchdown ... Rushed four times for 21 yards at NC State ... In his most extensive action of the season, carried nine times for 55 yards and a touchdown in the win over Charlotte.

2015: Redshirted.

HIGH SCHOOL: A two-star recruit by 247 Sports ... A two-time All-State selection, earning First-Team honors as a returner as a junior and as an all-purpose player in his senior season ... Named Conference 26 Offensive Player of the Year ... Rushed for 1,000 yards and 13 touchdowns and also threw for 700 yards and nine touchdowns while playing quarterback, running back and wide receiver as a senior.


PERSONAL: Son of Sam Parham and Yolanda Jackson ... Four sisters, Sade, Jonte, Jackson and Jakayla Pender ... Majoring in sport management.

GEMONTA JACKSON CAREER RUSHING STATS


Year	Games	Attempts	Yards	TD's	Long	Avg.
2016	6	22	107	1	37	4.7
TOTAL	6	22	107	1	37	4.7

GEMONTA JACKSON CAREER RECEIVING STATS

Year	Games	Rec.	Yards	TD's	Long	Avg.
2016	6	1	12	0	12	12.0
TOTAL	6	1	12	0	12	12.0



Meet the Monarchs



Eric Magwood
 6-4 • 298
 So-r. • OL
 Virginia Beach, Va.
 Landstown/
 West Virginia State

59

2016: Redshirted.

HIGH SCHOOL: Earned all-conference accolades as a senior ... Played in the 757 All-Star Game.

PERSONAL: Son of Alexander and Brandy Shaw ... Two brothers, Zach and Brady, and one sister, Alexis ... Double majoring in exercise science and psychology.



Kane Miskel
 6-2 • 183
 So-r. • S
 Suffolk, Va.
 King's Fork

6

2016: Played in 12 games, starting three at safety ... Finished the season with 33 tackles, two pass breakups and half a tackle for loss ... Also had two special teams stops ... Recorded five tackles against Hampton in his first career game ... Notched a season-best nine tackles at NC State ... Totaled seven tackles in the win at Charlotte.

2015: Redshirted.

HIGH SCHOOL: A two-star recruit by ESPN and 247 Sports ... Earned First-Team All-State accolades at defensive back ... Earned First-Team All-Conference 18 honors ... Named First-Team All-757 defensive back ... Received Second-Team All-Tidewater and All-Region accolades ... Played in the Adidas 757 All-Star Game ... Helped King's Fork to a 10-3 record and the third round of the playoffs ... Recorded 65 tackles, eight interceptions, three forced fumbles and scored four touchdowns.

PERSONAL: Son of Terry Towns and Jayne'ne Miskel ... Three brothers, Kahari Rodgers, Kavase Towns and Kameron Goudy, and one sister, Jaquana Johnson ... Majoring in sport management.

KANE MISKEL CAREER STATS

Year	Games	UT	AT	TOTAL	TFL	Sacks	INT	FF	FR	PBU
2016	12	21	12	33	0.5-1	0.0	0	0	0	2
TOTAL	12	21	12	33	0.5-1	0.0	0	0	0	2



Hasaan Patterson
 6-2 • 199
 So-r. • WR
 Atlanta, Ga.
 Westlake

3

Changed number from 2 to 3.

2016: Played in seven games ... Registered one catch for 17 yards.

2015: Redshirted. C-USA Commissioner's Honor Roll.

HIGH SCHOOL: A three-star recruit by ESPN ... Helped Westlake to a 10-2 record and the school's first region championship in nine years ... Earned All-Region accolades ... Recorded 23 receptions for 332 yards and four touchdowns.

PERSONAL: Son of Terry and Pamela Bass-Patterson ... Two sisters, Amiyah and Brianna ... Majoring in exercise science.

HASAAN PATTERSON CAREER STATS

Year	Games	Rec.	Yards	TD's	Long	Avg.
2016	7	1	17	0	17	17.0
TOTAL	7	1	17	0	17	17.0



Meet the Monarchs



Mufu Taiwo
 6-5 • 295
 So-r. • DT
 Waldorf, Md.
 McDonough

57

Changed his number from 60 to 57.

2016: Played in six games at defensive tackle ... Made three tackles and one tackle for loss ... Made two tackles at WKU.


2015: Redshirted. C-USA Commissioner's Honor Roll.

HIGH SCHOOL: A two-star recruit by 247 Sports and Rivals ... Earned All-Conference accolades at defensive line ... Named to the small-school All-State Team at offensive line ... Played in the annual "Crab Bowl," a high school All-Star Game featuring players from Washington, D.C. and Maryland ... Ranked the No. 36 player in Maryland and No. 84 strong side defensive end in the country.

PERSONAL: Son of Mufu Taiwo I and Paige Payne ... Full name is Mufutau Abdul-Kareem Taiwo II ... Two sisters, Shakia and Alexis Payne ... Majoring in computer science.

MUFU TAIWO CAREER STATS

Year	Games	UT	AT	TOTAL TFL	Sacks	INT	FF	FR	PBU
2016	6	1	2	3	1.0-1	0.0	0	0	0
TOTAL	6	1	2	3	1.0-1	0.0	0	0	0



Derek Wilder
 6-1 • 243
 So-r. • LB
 Norfolk, Va.
 Maury

42

2016: Played in three games before suffering a season-ending injury.

2015: Redshirted. C-USA Commissioner's Honor Roll.

HIGH SCHOOL: Earned First-Team All-District honors at linebacker and Second-Team at tight end ... Wilder earned All-Region accolades as a junior at both tight end and linebacker ... As a junior, helped Maury to an 8-4 record and advanced to the second round of the playoffs ... Wilder caught a 50-yard touchdown against Warwick and had 15 tackles and two sacks.

PERSONAL: Son of Bobby and Pam Wilder ... One brother, Drew ... Majoring in business management.



Denzel Williams
 6-2 • 204
 So-r. • S
 Dinwiddie, Va.
 Dinwiddie

25

Changed his number from 4 to 25.

2016: Played in seven games, playing safety and on special teams ... Registered 14 tackles, two interceptions and a pass breakup ... Had three tackles and his first career interception at Appalachian State ... Totaled four tackles in the win at Charlotte ... Missed five games due to injury ... Came back for the bowl game against Eastern Michigan and made four tackles and had an interception in the end zone to stop an EMU drive.

2015: Redshirted.

HIGH SCHOOL: Named First-Team All-State at safety ... Earned First-Team All-Region honors at safety ... Helped lead Dinwiddie to a 15-0 record and state championship as a junior ... Named Conference 20 Defensive Player of the Year, as well as First-Team running back and defensive back ... Named to the Richmond Times Dispatch A-List ... Played in the second annual Big River Rivalry All-Star Game featuring players from Central Virginia ... Rushed for 462-yards and 13 touchdowns ... Earned First-Team All-Metro honors as a junior.


PERSONAL: Son of Christy Washington ... Two sisters, Taranía and Jaylyn, and one brother, Sadarius ... Majoring in business management.

DENZEL WILLIAMS CAREER STATS

Year	Games	UT	AT	TOTAL TFL	Sacks	INT	FF	FR	PBU
2016	7	8	6	14	0.0	2	0	0	1
TOTAL	7	8	6	14	0.0	2	0	0	1



Meet the Monarchs



J.C. Williamson
5-9 • 193
So-r. • CB
Portsmouth, Va.
Norcom

14

Changed his number from 22 to 14.

2016: Did not play.

2015: Redshirted.

PERSONAL: Son of Jermain Williamson Sr. and Coretta Williamson ... Two sisters, Jamacha and Jazmyne ... Majoring in exercise exercise.




Elijah Blue
6-0 • 188
Fr-r. • CB
Norfolk, Va.
Norview

29

2016: Redshirted.

HIGH SCHOOL: A three-star recruit by 247 sports ... Earned first-team All-Conference and first-team All-Tidewater accolades ... Helped the squad to an 8-3 record this season and advanced to the second round of the playoffs ... As a junior he notched 54 tackles, 11 pass breakups and three interceptions ... Helped Norview to an 11-2 record and a berth in the regional finals ... Played in the Virginia High School Coaches Association East-West All-Star Game.

PERSONAL: Son of Jeffrey and Stephanie Blue ... One sister, T'atiana, and one brother, Tariek ... Majoring in sport management.




Prince Ajegwu
6-3 • 211
Fr-r. • S
Baltimore, Md.
Eastern Tech

15

2016: Redshirted.

HIGH SCHOOL: A two-star recruit by 247 sports ... Led Eastern Tech to a 10-1 record and berth in the Maryland state playoffs ... Played in the 2015 Maryland vs. Washington Crab Bowl.

PERSONAL: Son of Sigismond and Chinyere Ajegwu ... Two sisters, Linda and Sidney ... Majoring in exercise science.



Tyler Darr
6-2 • 225
Fr-r. • LB
District Heights, Md.
Suitland

40

2016: Redshirted.

PERSONAL: Son of John and Linda Darr ... One brother, John, and one sister, Midori ... Brother John played football at Old Dominion from 2010-13, and is ODU's fourth all-time leading tackler with 232 tackles ... Majoring in criminal justice.



Drayton Arnold
5-11 • 201
Fr-r. • QB
Myrtle Beach, S.C.
Myrtle Beach

9

Changed number from 13 to 9.

2016: Redshirted.

HIGH SCHOOL: A three-star recruit by 247 sports and a two-star recruit by ESPN ... Rated No. 53 dual threat quarterback by ESPN and No. 32 recruit in South Carolina ... Finished his high school career with 8,514 passing yards and 104 touchdown passes ... Helped Myrtle Beach High School to the South Carolina state semifinals ... Passed for 3,052 yards and 36 touchdowns this season ... Led Myrtle Beach to a state championship as a sophomore passing for 2,570 yards and 31 touchdowns and running for two touchdowns ... Was 7-for-13 for 101 yards with a touchdown and interception in the South Carolina North vs. South All-Star Game.

PERSONAL: Son of Rodney and Heidi Arnold ... One brother, Kaden, and two sisters, Ashley and Lauren ... Majoring in finance and accounting.



Noah Ellison
6-2 • 202
Fr-r. • WR
Sicklerville, N.J.
Timber Creek

8

2016: Redshirted.

HIGH SCHOOL: A three-star recruit by 247 sports ... Helped Timber Creek to a 9-3 record and New Jersey State Championship ... Had 49 receptions for 697 yards and seven touchdowns this season as a senior ... As a junior, caught 25 passes for 468 yards and three touchdowns.

PERSONAL: Son of Dionne Ellison ... Major is undecided.

Meet the Monarchs



Lawrence Garner
 6-2 • 224
 Fr-r. • LB
 Columbus, N.J.
 Northern Burlington

34

2016: Redshirted.

HIGH SCHOOL: A three-star recruit by 247 sports ... Earned first-team West Jersey Patriot League honors as a junior.

PERSONAL: Son of Amir Muhammad and Karry Johnson ... Majoring in sport management.



Jake Herslow
 6-0 • 166
 Fr-r. • WR
 Virginia Beach, Va.
 Cox

83

2016: Redshirted.

HIGH SCHOOL: Earned all-conference honors at Cox ... Played in the 757 Under Armour All-Star Game.

PERSONAL: Son of Rob and Christine Herslow ... Two brothers, Josh and Jeremy ... Majoring in business management.



Parrish Gordon
 6-0 • 213
 Fr-r. • S
 Richmond, Va.
 Benedictine

38

2016: Redshirted.

HIGH SCHOOL: A two-star recruit by 247 sports ... Ranked the No. 8 best player in Virginia by MaxPreps ... Helped Benedictine to a 9-2 record and the VISAA Division I State Championship ... Earned All-Metro honors at safety ... Named All-State as a senior.

PERSONAL: Son of Earman Gordon and Kristin McCutchen ... Two brothers, Artel and Chase ... Majoring in exercise science.



Marcus Joyner
 6-2 • 254
 Fr-r. • TE
 Camden, N.C.
 Camden County

48

2016: Redshirted.

HIGH SCHOOL: A three-star recruit by 247 sports ... Played fullback at Camden County High School ... Rushed for 3,083 yards and 43 touchdowns in his career ... Carried the ball 205 times for 1,367 yards and 16 touchdowns as a senior ... Rushed for 1,033 yards and 18 touchdowns as a junior ... Notched 269 career tackles and 18 career sacks as a defensive tackle ... Recorded 78 tackles and 22 tackles for loss as a senior ... Helped Camden County to a 10-4 record as a junior ... Averaged 11.1 points per game on the Camden County basketball team.

PERSONAL: Son of Diana Joyner Walston ... Three brothers, Leroy Brown, Shaquille Joyner and Elijah Walston ... Majoring in sport management.



Joe Joe Headen
 5-10 • 173
 Fr-r. • CB
 Harrisburg, Pa.
 Bishop McDevitt

24

2016: Redshirted.

HIGH SCHOOL: A three-star recruit by 247 sports and two-star recruit by ESPN ... Rated No. 49 best recruit in Pennsylvania by ESPN ... Earned first-team All-State honors ... His senior year Bishop McDevitt won the District 3-AAA Championship and fell to Cathedral Prep in the state semifinals and finished with a 13-2 record ... As a junior helped Bishop McDevitt to a 14-1 record and play in the Pennsylvania Class AAA semifinals ... Recorded 45 tackles and seven interceptions, including returning one for a touchdown ... His father, Joe Headen, is the head football coach at Susquehanna Township, where he coached current ODU teammate, Lawrence Holley ... Played in the Big 33 All-Star Game.

PERSONAL: Son of Joseph Sr. and Susi Headen ... Two sisters, Dominique and Gabriella ... Majoring in international business.



Zach Lackman
 6-2 • 219
 Fr-r. • LB
 North Fort Myers, Fla.
 Dunbar

43

2016: Redshirted.

HIGH SCHOOL: A three-star recruit ... Named MaxPreps Medium School second-team All-American ... Recorded 168 tackles, 21 tackles for loss, seven sacks and five pass breakups as a senior ... All-time leading tackler in Southwest Florida High School Football history with 475 career tackles ... Helped lead Dunbar to a 10-3 record and the Region 5A-3 championship game ... Selected to the Florida Athletic Coaches Association (FACA) All-Star Game ... Named the Florida District 18 5A Player of the Year ... Earned first-team All-State and All-Conference accolades.

PERSONAL: Son of Fred and Sandy Lackman ... Four brothers, LJ, Tim, Nick and Jordan ... Majoring in business marketing.

Meet the Monarchs



Andrew Lawson
6-3 • 305
Fr-r. • OL
Spring Grove, Pa.
Spring Grove

2016: Redshirted.

HIGH SCHOOL: Earned first-team all-conference honors as a senior at Spring Grove ... Received second-team accolades as a junior.

PERSONAL: Son of Ronald and Donna Lawson ... Two brothers, Ronald and Brandon, and one sister, Rosemary ... Majoring in business management.



Ty-Kee McCullers
6-2 • 275
Fr-r. • DL
Virginia Beach, Va.
Bayside

2016: Redshirted ... Switched to defensive tackle in the middle of the season.

HIGH SCHOOL: Two-time First-Team All-Tidewater ... Conference 1 Lineman of the Year ... Also wrestled in high school.

PERSONAL: Son of Tilisa McCullers ... One sister, Xyniya ... Majoring in exercise science.



Jace Mallory
6-4 • 288
Fr-r. • OL
Richmond, Va.
Benedictine

2016: Redshirted.

HIGH SCHOOL: Won a state championship as a senior at Benedictine ... Played in the Big River Rivalry All-Star Game ... Earned All-Metro honors.

PERSONAL: Son of Scott and Tonya Mallory ... One brother, Adam ... Majoring in nutrition.




Brent Priester Jr.
6-2 • 207
Fr-r. • LB
Brooklyn, N.Y.
Christ the King

2016: Redshirted.

HIGH SCHOOL: Recorded 107 tackles and two sacks as a senior at Christ the King ... Notched 89 tackles and a sack as a junior ... A three-time All-Diocesan Team and first-team All-League honors.

PERSONAL: Son of Brent Sr. and Melissa Priester ... One sister, Mariah ... Majoring in cyber security.



Scott McCluney
6-1 • 172
Fr-r. • WR
Gaffney, S.C.
Gaffney

2016: Redshirted.

HIGH SCHOOL: As a senior led Gaffney to the first round of the South Carolina state playoffs ... Caught 72 passes for 1,119 yards and seven touchdowns ... His junior season nabbed 58 passes for 711 yards and five touchdowns.

PERSONAL: Son of Timothy McCluney Sr. and Cecily Nicole Kennedy ... Full name is Timothy Scott McCluney Jr. ... Two brothers, Timothy Guidelock and Malcolm Bonner, and one sister, Dana Guidelock ... Majoring in business management.



Anthony Resek
6-0 • 204
Fr-r. • LB
Virginia Beach, Va.
Kempsville

2016: Redshirted.

HIGH SCHOOL: Earned First-Team All-Conference honors and team MVP.

PERSONAL: Son of Randy and Laura Resek ... Major is undecided.

Meet the Monarchs



Juwan Ross
 6-2 • 292
 Fr-r. • DL
 Daytona Beach, Fla.
 Father Lopez Catholic

52

2016: Redshirted.

HIGH SCHOOL: A two-star recruit by 247 sports ... Played in just five games as a senior due to injury, but registered 39 tackles (7.8 per game) and 6.5 tackles for loss ... Totaled 69 tackles, 9.5 tackles for loss and seven sacks as a junior.

PERSONAL: Son of Benjiman Troutman and Priscilla Ross Troutman ... Two sisters, Jahniah and Jalyiah, and one brother, Jerimiah ... Major is undecided.



T.J. Storment
 6-6 • 312
 Fr-r. • OL
 Statesville, N.C.
 Statesville

72

2016: Redshirted.

HIGH SCHOOL: Named to the All-North Piedmont team.

PERSONAL: Son of Jeff and Natalie Storment ... Full name is Tyler Storment ... Majoring in finance.



Brandon Sinclair
 5-10 • 208
 Fr-r. • RB
 Myrtle Beach, S.C.
 Myrtle Beach

22

2016: Redshirted.

HIGH SCHOOL: A two-star recruit by 247 sports ... Helped Myrtle Beach High School advance to the state semifinals this past season ... Named the South Carolina AAA Lower State Back of the Year ... As a sophomore, rushed for 1,849 yards and 16 touchdowns as Myrtle Beach won the South Carolina State Championship ... A high school teammate with ODU mid-year signee, Drayton Arnold ... As a senior rushed 253 times for 1,674 yards and 26 touchdowns while catching 28 passes for 304 yards and a touchdown ... For his career he rushed 800 times for 4,608 yards and 59 touchdowns, including a career long run of 86 yards as a sophomore.

PERSONAL: Son of Randy and Kim Sinclair ... One sister, Jaida ... Majoring in nursing.



Kevin Todd Jr.
 6-2 • 189
 Fr-r. • WR
 Chesapeake, Va.
 Oscar Smith

84

2016: Redshirted.

PERSONAL: Son of Robyn Fulp ... One brother, Jaylen ... Majoring in fashion merchandising.



Demetrius Stitmon
 6-0 • 216
 Fr-r. • LB
 Suffolk, Va.
 Nansemond River

45

2016: Redshirted.

HIGH SCHOOL: First-team All-Conference and First-Team All-Tidewater as a senior ... Registered 60 tackles, 16 sacks, 20 tackles for loss and forced a fumble ... For his career, notched 200 tackles, 22 sacks, four forced fumbles and three fumble recoveries.

PERSONAL: Son of Leslie Stitmon ... Two brothers, Cameron and Dorian ... Majoring in mechanical engineering.



Isaac Weaver
 6-6 • 283
 Fr-r. • OL
 Marietta, Ga.
 Lassiter


71

2016: Redshirted.

HIGH SCHOOL: A three-star recruit by 247 sports ... Earned All-Region accolades ... Played in the Georgia Junior Elite Classic.

PERSONAL: Son of Steve McGuiness and Kristen Weaver ... Three sisters, Erica Weaver, and Erin and Megan McGuiness ... Major is undecided.

Meet the Monarchs



Sam White Jr.
6-3 • 242
Fr.-r. • DE
Orlando, Fla.
Boone

95

2016: Redshirted.

HIGH SCHOOL: Helped Boone to a 6-5 record and advance to the state playoffs ... Recorded 11 sacks, 20 tackles for loss, four pass breakups and two fumble recoveries this past season.

PERSONAL: Son of Steve Sanders and Qwanza Sanders ... One brother, Steve Sanders Jr., and four sisters, Shadae Sanders, Sondana Sanders, Kadijah White and Kensley Williams ... Majoring in sport management.

Estefano Feliciano Jr.
6-1 • 220
Fr. • LB
Tampa, Fla.
Gaither

48

HIGH SCHOOL: Totaled 90 tackles, three sacks and had five pass breakups as a senior at Gaither ... Played in the Florida East-West All-Star Game, recording five tackles and two tackles for loss ... Registered 73 tackles and six sacks as a junior ... Earned All-Conference accolades.

Other Schools Considered: Northwestern, Coastal Carolina, Florida Atlantic, Middle Tennessee, WKU



Jordan Young
6-3 • 222
Fr.-r. • LB
Coatesville, Pa.
Coatesville

32

2016: Redshirted.

HIGH SCHOOL: A two-star recruit by 247 sports ... Played quarterback at Coatesville, completing 208-of-324 passes for 2,720 yards and 20 touchdowns ... Rushed 147 times for 669 yards and 20 touchdowns ... Played in the Big 33 All-Star Game.

PERSONAL: Son of Anthony Young ... Full name is Anthony Jordan Young ... Two brothers, Avery and Aaron ... Major is undecided.

Geronda Hall Jr.
5-10 • 170
Fr. • CB
Atlanta, Ga.
KIPP Atlanta
Collegiate

23

HIGH SCHOOL: Recorded 27 tackles and two interceptions as a senior at KIPP Atlanta Collegiate ... Scored six touchdowns in 2016, doing it four different ways, two rushing, one receiving, one interception return, and two punt returns ... Helped squad to a 7-3 record as a senior ... Had 37 tackles and an interception as a junior.

Other Schools Considered: Western Carolina

Amari Colbert
6-1 • 190
Fr. • WR
Warner Robins, Ga.
Houston County

81

HIGH SCHOOL: A two-star recruit by 247 sports ... Caught 56 passes for 1,200 yards and 20 touchdowns as a senior ... Earned First-Team Georgia 6A All-State accolades ... Named a week one D1 Gridiron Top Start after catching 10 passes for 168 yards and four touchdowns in a season-opening win over Mary Persons ... Notched 44 catches for 904 yards and nine touchdowns as a junior.

Other Schools Considered: Ohio, WKU

Marcus Haynes
6-4 • 220
Fr. • DE
Bowie, Md.
Bowie
Fork Union

97

Enrolled at ODU in January.

HIGH SCHOOL: In the season finale this season, had six tackles, 4.5 tackles for loss and three sacks ... As a high school senior at Bowie, caught 43 passes and had 12 touchdowns.

Other Schools Considered: Cincinnati, Colorado State

Meet the Monarchs

Jordan Hoy
6-1 • 195
So. • QB
Rockwall, Texas
Rockwall-Heath
Fullerton CC

12

JUCO/HIGH SCHOOL: Completed 246-of-391 passes for 3,434 yards and 37 touchdowns this season at Fullerton ... Also rushed 131 times for 712 yards and nine touchdowns ... Was named the California Community College Sports Information Association (CCCSIA) 2016-17 Athlete of the Year ... Earned SCFA Player of the Year and All-Conference honors ... As a senior at Rockwall-Heath, passed for 1,400 yards rushed for 1,000, earning team MVP and All-District accolades.

Other Schools Considered: Georgia, Coastal Carolina, Louisiana Lafayette, Nevada

Jack Miller III
6-7 • 260
Fr. • OL
Richmond, Va.
Douglas S. Freeman

76

HIGH SCHOOL: Helped Douglas S. Freeman to a 10-2 record as a senior ... Ranked the No. 51 recruit in Virginia ... Played offensive and defensive line.

Janaz Jordan
6-4 • 290
Fr. • DT
Hampton, Va.
Bethel

94

HIGH SCHOOL: Earned All-PenSouth honors as a senior ... Helped Bethel to a 7-5 record and berth in the playoffs ... Rushed 92 times for 500 yards and 13 touchdowns as a senior ... Also caught two passes for 28 yards and a touchdown.

Other Schools Considered: Virginia Tech

Cameron Muller
6-4 • 305
Fr. • OL
Columbia, S.C.
Ridge View

65

HIGH SCHOOL: A three-star recruit by 247 sports ... Ranked the No. 35 recruit in South Carolina ... Earned First-Team All-State honors ... Played in the South Carolina, North-South All-Star Game ... Selected to play in the 2016 OD All-American Bowl ... Named Ridge View Offensive Linemen MVP ... Helped Ridge View to a 10-3 record and berth in the state quarterfinals ... Two-time All-Region 4-AAAA honoree ... A three-year letterwinner on the football team, also lettered in track and was a two-time placer in the regional weight lifting competition.

Other Schools Considered: Appalachian State, Charlotte, Georgia Southern, Georgia State

Jeremy Meiser
6-3 • 285
Fr. • DT
Cincinnati, Ohio
Archbishop Moeller

54

HIGH SCHOOL: A two-star recruit by 247 sports ... Ranked the No. 102 recruit in Ohio by 247 sports ... Was named GCL South First-Team All-Conference and GCL Defensive Lineman of the Year ... Earned the Man of Moeller Award ... Earned All-Southwest District accolades ... Had 22 tackles and two sacks as a senior ... Named third-team All-Tri State (Ohio, Indiana, Kentucky).

Other Schools Considered: Air Force, Ball State, Eastern Michigan, Kent State, Navy, Nevada, WKU

Casey Perkins
6-0 • 215
Fr. • RB
Smyrna, Tenn.
Smyrna

20

HIGH SCHOOL: A three-star recruit by 247 sports ... Ranked as the No. 29 player in the state of Tennessee and No. 70 running back in the country ... Rushed for 1,422 yards and 24 touchdowns as a junior ... Helped Smyrna to the state quarterfinals ... In four games in 2016 had 47 carries for 448 yards and seven touchdowns before a season-ending injury.

Other Schools Considered: Ball State, East Carolina, Marshall, Miami (Ohio), Middle Tennessee, Southern Miss, Toledo, UAB, WKU

Meet the Monarchs

Nick Rice
6-1 • 185
Fr. • K
St. Petersburg, Fla.
Plant

98

HIGH SCHOOL: Earned All-State honors as a senior.

Cameron Washington
6-4 • 245
Fr. • DT
Virginia Beach, Va.
Tallwood

55

HIGH SCHOOL: A two-star recruit by 247 sports ... Ranked the No. 67 recruit in Virginia by 247 sports ... Had 42 tackles as a senior at Tallwood, along with 11 tackles for loss and four sacks ... Ranked No. 24 recruit in Hampton Roads, and No. 63 in Virginia ... As a junior, had 31 tackles, nine tackles for loss and three sacks ... Earned All-Coastal Conference honors.

Other Schools Considered: East Carolina, Navy

Elijah Rivers
6-5 • 290
Fr. • OL
Chesterfield, Va.
Matoaca
Fork Union

67

HIGH SCHOOL: Rivers went to Matoaca High School and helped the Warriors to a 7-4 record last season and berth in the playoffs ... Earned First-Team All-Conference 12 honors ... In 2016, Rivers helped Fork Union to a 9-2 record ... A starter on the offensive line at Fork Union, Rivers is an athletic lineman that can move in space ... His sister, Aliyah Rivers, is on the rowing team at Old Dominion.

Other Schools Considered: Coastal Carolina, UMass

Keion White
6-4 • 230
Fr. • TE
Garner, N.C.
Garner

41

HIGH SCHOOL: A three-star recruit by 247 sports ... A two-way starter, starting at tight end and defensive end ... Had 20 catches for 243 yards and four touchdowns as a senior ... First-Team All-Greater Neuse River Conference ... Four-time Academic All-Conference.

Other Schools Considered: Appalachian State, Charlotte

James Valle III
6-4 • 220
Fr. • DE
Burtonsville, Md.
Paint Branch

99

HIGH SCHOOL: A three-star recruit by 247 sports ... Played one year of high school football ... Ranked No. 84 weak-side defensive end and No. 30 recruit in Maryland by 247 sports ... Recorded 52 tackles and six sacks for Paint Branch ... Also a standout on the basketball team ... Was a three-time honorable mention all-conference basketball player at Good Counsel High School.

Tracy White Jr.
6-2 • 180
Fr. • CB
Hinesville, Ga.
Liberty County

21

HIGH SCHOOL: A three-star recruit by 247 sports ... Helped lead Liberty County to an 11-2 record and berth in Georgia state quarterfinals ... His senior year he recorded 52 tackles, broke up nine passes and recovered three fumbles ... Had three interceptions apiece as a sophomore and junior.

Other Schools Considered: Georgia Southern, UTSA

Meet the Monarchs

Steven Williams Jr.
6-4 • 196
Fr. • QB
Washington, D.C.
Woodrow Wilson

14

HIGH SCHOOL: Ranked the No. 14 recruit in Washington, D.C. ... A left-handed QB, Williams completed 141-of-253 for 2,395 yards and 31 touchdowns as a senior, while rushing for 295 yards and nine touchdowns ... Led Woodrow Wilson to a 10-3 record as a senior ... As a junior, passed for 2,849 yards on 161-of-319 passes and 42 touchdowns passes ... He rushed for 190 yards and six touchdowns as well.

Other Schools Considered: Maryland, Syracuse, Cincinnati, Temple

Keisean Wilson
6-2 • 230
Fr. • LB
Waldorf, Md.
North Point

35

HIGH SCHOOL: A three-star recruit by 247 sports ... Ranked the No. 62 inside linebacker in the country and No. 24 recruit in Maryland by 247 sports ... Made 85 tackles, two sacks and an interception his senior year at North Point ... Registered 101 tackles, seven sacks, two forced fumbles and an interception as a junior.

Other Schools Considered: Indiana, Syracuse, Air Force, Appalachian State, Army, Charlotte, Coastal Carolina, Marshall, Miami (Ohio), Navy, Temple, Toledo

Austin Wood
6-3 • 190
Fr. • S
Chesapeake, Va.
Grassfield

26

HIGH SCHOOL: Ranked the No. 62 recruit in Virginia by 247 sports ... Had four interceptions as a senior at Grassfield ... Caught 47 passes for 601 yards and six touchdowns as a senior ... Also made 35 tackles and four interceptions ... Ranked No. 32 recruit in Hampton Roads.

Other Schools Considered: Coastal Carolina

SEASON REVIEW



2016 Statistics

Team Statistics	ODU	OPP	Rushing	GP	Att.	Yds.	Avg.	TD	LG	Avg./G
SCORING	456	354	LAWRY, Ray	12	200	1255	6.3	11	46	104.6
Points Per Game	35.1	27.2	COX, Jeremy	12	129	732	5.7	13	67	61.0
Points Off Turnovers	92	19	WASHINGTON, David	13	67	207	3.1	1	41	15.9
FIRST DOWNS	273	278	PASCAL, Zach	13	23	145	6.3	0	25	11.2
Rushing	113	118	JACKSON, Gemonta	6	22	103	4.7	1	37	17.2
Passing	132	139	MARRINER, Josh	13	23	84	3.7	0	19	6.5
Penalty	28	21	SIMMONS, Brandon	10	11	45	4.1	0	9	4.5
RUSHING YARDAGE	2559	2043	CATE, Bailey	13	2	9	3.5	0	9	0.5
Yards gained rushing	2778	2429	COOPER, Justin	9	2	6	3.0	0	3	0.7
Yards lost rushing	219	386	HARPER, Isaiah	13	2	2	1.0	0	9	0.2
Rushing Attempts	500	503	STRONG, Kesean	12	3	-1	-0.3	0	1	-0.1
Average Per Rush	5.1	4.1	TEAM	9	10	-12	-1.2	0	0	-1.3
Average Per Game	196.8	157.2	LARUSSA, Blake	10	6	-14	-2.3	1	1	-1.4
TDs Rushing	27	25	Total	13	500	2559	5.1	27	67	196.8
PASSING YARDAGE	3042	2948	Opponents	13	503	2043	4.1	25	44	157.2
Comp-Att-Int	220-374-6	245-418-11	Passing	GP	Effic.	Comp-Att-Int.	Pct.	Yds.	TD LG	Avg./G
Average Per Pass	8.1	7.1	WASHINGTON, David	13	156.62	202-340-5	59.4	2836	31 84	218.2
Average Per Catch	13.8	12.0	LARUSSA, Blake	10	99.00	14-24-1	58.3	140	0 40	14.0
Average Per Game	234.0	226.8	BENTLEY, Shuler	2	95.44	4-10-0	40.0	66	0 34	33.0
TDs Passing	31	21	Total	13	151.29	220-374-6	58.8	3042	31 84	234.0
TOTAL OFFENSE	5601	4991	Opponents	13	129.17	245-418-11	58.6	2948	21 61	226.8
Total Plays	874	921	Receiving	GP	No.	Yds.	Avg.	TD	LG	Avg./G
Average Per Play	6.4	5.4	PASCAL, Zach	13	65	946	14.6	9	53	72.8
Average Per Game	430.8	383.9	DUHART, Jonathan	13	48	735	15.3	9	77	56.5
KICK RETURNS: #-Yards	40-881	67-1144	FULGHAM, Travis	13	29	478	16.5	8	55	36.8
PUNT RETURNS: #-Yards	22-204	8-133	VAUGHN, Melvin	11	22	233	10.6	1	32	21.2
INT RETURNS: #-Yards	11-76	6-80	HARPER, Isaiah	13	14	174	12.4	1	45	13.4
KICK RETURN AVERAGE	22.0	17.1	LAWRY, Ray	12	11	134	12.2	1	59	11.2
PUNT RETURN AVERAGE	9.3	16.6	COX, Jeremy	12	11	118	10.7	1	84	9.8
INT RETURN AVERAGE	6.9	13.3	STRONG, Kesean	12	6	81	13.5	0	40	6.8
FUMBLES-LOST	10-4	25-12	LITTLE, Marques	13	4	25	6.2	0	13	1.9
PENALTIES-Yards	66-572	67-606	HAYES, Eri'Reon	13	3	32	10.7	0	17	2.5
Average Per Game	44.0	46.6	VERHAEGH, Joey	6	2	40	20.0	1	32	6.7
PUNTS-Yards	59-2198	59-2387	MARRINER, Josh	13	2	13	6.5	0	8	1.0
Average Per Punt	37.3	40.5	PATTERSON, Hasaan	7	1	17	17.0	0	17	2.4
Net punt average	34.0	35.3	JACKSON, Gemonta	6	1	12	12.0	0	12	2.0
KICKOFFS-Yards	85-4640	64-3824	SIMMONS, Brandon	10	1	4	4.0	0	4	0.4
Average Per Kick	54.6	59.8	Total	13	220	3042	13.8	31	84	234.0
Net kick average	38.2	38.2	Opponents	13	245	2948	12.0	21	61	226.8
TIME OF POSSESSION/Game	29:40	30:20	Punt Returns	No.	Yds.	Avg.	TD	LG		
3RD-DOWN Conversions	64/172	70/186	BROWN, Darrell	14	145	10.4	0	36		
3rd-Down Pct	37%	38%	HARPER, Isaiah	5	52	10.4	0	39		
4TH-DOWN Conversions	18/31	17/35	LITTLE, Marques	3	7	2.3	0	7		
4th-Down Pct	58%	49%	Total	22	204	9.3	0	39		
SACKS BY-Yards	34-242	19-114	Opponents	8	133	16.6	0	44		
TOUCHDOWNS SCORED	60	47	Interceptions	No.	Yds.	Avg.	TD	LG		
FIELD GOALS-ATTEMPTS	12-14	7-9	YOUNG, Aaron	3	40	13.3	1	24		
ON-SIDE KICKS	0-0	0-3	WILLIAMS, Denzel	2	0	0.0	0	0		
RED-ZONE SCORES	(46-54) 85%	(45-51) 88%	CARTER, Sean	2	22	11.0	0	22		
RED-ZONE TOUCHDOWNS	(34-54) 63%	(39-51) 76%	ADDISON, Brandon	2	0	0.0	0	0		
PAT-ATTEMPTS	(52-56) 93%	(45-46) 98%	WILLIAMS, Shadow	1	14	14.0	0	14		
ATTENDANCE	120708	137546	THOMPSON, Rob	1	0	0.0	0	0		
Games/Avg Per Game	6/20118	6/22924	Total	11	76	6.9	1	24		
			Opponents	6	80	13.3	1	45		



2016 Statistics

Kick Returns	No.	Yds.	Avg.	TD	LG	Punting	No.	Yds.	Avg.	LG	TB	FC	I20	50+	blk
STRONG, Kesean	16	338	21.1	0	39	CATE, Bailey	57	2157	37.8	70	3	23	25	4	0
PASCAL, Zach	12	315	26.2	0	53	DAVIS, Brad	1	36	36.0	36	0	0	1	0	0
MARRINER, Josh	5	112	22.4	0	28	TEAM	5	5.0	5.0	5	0	0	0	0	1
LITTLE, Marques	2	36	18.0	0	21	Total	59	2198	37.3	70	3	23	26	4	1
HARPER, Isaiah	2	25	12.5	0	25	Opponents	59	2387	40.5	68	5	10	18	12	0
SIMMONS, Brandon	2	29	14.5	0	31	Kickoffs	No.	Yds.	Avg.	TB	OB Retn. Net Ydln				
COX, Jeremy	1	26	26.0	0	26	DAVIS, Brad	83	4528	54.6	10	3				
Total	40	881	22.0	0	53	CATE, Bailey	2	112	56.0	0	0				
Opponents	67	1144	17.1	0	57	Total	85	4640	54.6	10	3 17.1 38.2 26				

Fumble Returns	No.	Yds.	Avg.	TD	LG
XIMINES, Oshane	2	25	12.5	0	25
COWARD, Rashaad	1	7	7.0	1	7
RICKS, TJ	1	23	23.0	0	23
ROTIMI, Bunmi	1	4	4.0	0	4
BRANCH, Marvin	1	17	17.0	0	17
Total	6	76	12.7	1	25
Opponents	0	0	0.0	0	0

Field Goals	FG	Pct.	1-19	20-29	30-39	40-49	50-99	LG	BLK
KIRTLEY, Chris	1-1	100.0	0-0	1-1	0-0	0-0	0-0	21	0
DAVIS, Brad	10-12	83.3	1-1	4-5	4-5	1-1	0-0	43	1
CATE, Bailey	1-1	100.0	0-0	1-1	0-0	0-0	0-0	21	0

FG Sequence	Old Dominion	Opponents
Hampton	(21),25	-
Appalachian State	-	(20)
NC State	(21)	-
UTSA	-	(26)
Charlotte	(35)	(23)
UMASS	(26),(38),(35)	-
WKU	(26)	(39)
UTEP	(43)	-
MARSHALL	(20)	-
Southern Miss	-	-
FAU	(19),(25),38	30,(30)
FIU	-	48
Eastern Michigan	(34)	(24),(19)

Numbers in parentheses indicate field goal was made.
* Numbers in parentheses indicate field goal was made.



All Purpose	G	Rush	Rcv.	PR	KR	IR Total	Avg./G
PASCAL, Zach	13	145	946	0	315	0	1406 108.2
LAWRY, Ray	12	1255	134	0	0	0	1389 115.8
COX, Jeremy	12	732	118	0	26	0	876 73.0
DUHART, Jonathan	13	0	735	0	0	0	735 56.5
FULGHAM, Travis	13	0	478	0	0	0	478 36.8
STRONG, Kesean	12	-1	81	0	338	0	418 34.8
HARPER, Isaiah	13	2	174	52	25	0	253 19.5
VAUGHN, Melvin	11	0	233	0	0	0	233 21.2
MARRINER, Josh	13	84	13	0	112	0	209 16.1
WASHINGTON, David	13	207	0	0	0	0	207 15.9
BROWN, Darrell	9	0	0	145	0	0	145 16.1
JACKSON, Gemonta	6	103	12	0	0	0	115 19.2
SIMMONS, Brandon	10	45	4	0	29	0	78 7.8
LITTLE, Marques	13	0	25	7	36	0	68 5.2
YOUNG, Aaron	12	0	0	0	0	40	40 3.3
VERHAEGH, Joey	6	0	40	0	0	0	40 6.7
HAYES, Eri'Leon	13	0	32	0	0	0	32 2.5
CARTER, Sean	13	0	0	0	0	22	22 1.7
PATTERSON, Hasaan	7	0	17	0	0	0	17 2.4
WILLIAMS, Shadow	9	0	0	0	0	14	14 1.6
CATE, Bailey	13	7	0	0	0	0	7 0.5
COOPER, Justin	9	6	0	0	0	0	6 0.7
TEAM	9	-12	0	0	0	-12	-1.3
LARUSSA, Blake	10	-14	0	0	0	-14	-1.4
Total	13	2559	3042	204	881	76	6762 520.2
Opponents	13	2043	2948	133	1144	80	6348 488.3

Total Offense	G	Plays	Rush	Pass	Total	Avg./G
WASHINGTON, David	13	407	207	2836	3043	234.1
LAWRY, Ray	12	200	1255	0	1255	104.6
COX, Jeremy	12	129	732	0	732	61.0
PASCAL, Zach	13	23	145	0	145	11.2
LARUSSA, Blake	10	30	-14	140	126	12.6
JACKSON, Gemonta	6	22	103	0	103	17.2
MARRINER, Josh	13	23	84	0	84	6.5
BENTLEY, Shuler	2	10	0	66	66	33.0
SIMMONS, Brandon	10	11	45	0	45	4.5
CATE, Bailey	13	2	7	0	7	0.5
COOPER, Justin	9	2	6	0	6	0.7
HARPER, Isaiah	13	2	2	0	2	0.2
STRONG, Kesean	12	3	-1	0	-1	-0.1
TEAM	9	10	-12	0	-12	-1.3
Total	13	874	2559	3042	5601	430.8
Opponents	13	921	2043	2948	4991	383.9

Scoring	TD	FG	PAT Kick	Rush	Rcv.	Pass	Saf.	Pts.
COX, Jeremy	14	-	-	1-1	-	-	-	86
DAVIS, Brad	-	10-12	45-46	-	-	-	-	75
LAWRY, Ray	12	-	-	-	-	-	-	72
PASCAL, Zach	9	-	-	-	-	-	-	54
DUHART, Jonathan	9	-	-	-	-	-	-	54
FULGHAM, Travis	8	-	-	-	-	-	-	48
WASHINGTON, David	1	-	-	1-2	-	0-1	-	8
KIRTLEY, Chris	-	1-1	4-4	-	-	-	-	7
VAUGHN, Melvin	1	-	-	-	-	-	-	6
VERHAEGH, Joey	1	-	-	-	-	-	-	6
COWARD, Rashaad	1	-	-	-	-	-	-	6
YOUNG, Aaron	1	-	-	-	-	-	-	6
HARPER, Isaiah	1	-	-	-	-	-	-	6
JACKSON, Gemonta	1	-	-	-	-	-	-	6
LARUSSA, Blake	1	-	-	-	-	-	-	6
CATE, Bailey	-	1-1	2-5	-	-	-	-	5
TEAM	-	-	-	-	-	-	2	4
TILLMAN, Joe	-	-	1-1	-	-	-	-	1
Total	60	12-14	52-56	2-3	-	0-1	2	456
Opponents	47	7-9	45-46	-	1	1-1	-	354



2016 Statistics

# Defensive Leaders	GP	Tackles		Sacks No.-Yds.	Pass defense		QBH	Fumbles		Blkd Kick	Saf.	
		UA	A TOT		TFL/Yds.	Int.-Yds.		PBU	Rcv.-Yds.			FF
47 RICKS, TJ	13	48	54	102	6.0-17	1.0-8	.	4	1	2-23	2	.
22 WILSON, Anthony	13	54	45	99	9.5-26	5.0-21	.	5	1	.	.	.
31 CARTER, Sean	13	34	26	60	1.0-1	.	2-22	1	.	1-0	1	.
57 COWARD, Rashaad	13	23	27	50	7.5-21	1.5-11	.	1	3	1-7	.	1
28 DAVILA, Justice	10	20	27	47	.	.	.	7
11 ADDISON, Brandon	13	31	16	47	3.0-7	.	2-0	10
58 ROTIMI, Bunmi	13	20	24	44	10.0-78	7.0-69	.	.	6	1-4	2	.
98 XIMINES, Oshane	13	22	20	42	11.5-54	7.5-47	.	3	4	2-25	3	.
40 WORTHY, Isaiah	12	19	20	39	0.5-2	.	.	.	2	.	1	.
27 YOUNG, Aaron	12	27	9	36	4.0-11	.	3-40	6
3 BRADSHAW, C.J.	11	17	19	36	1	1-0	2	.
10 MISKEL, Kane	12	21	12	33	0.5-1	.	.	2
45 WILLIAMS, Shadow	9	7	21	28	1.0-8	1.0-8	1-14	1	3	.	.	.
20 THOMPSON, Rob	12	16	12	28	1.0-2	.	1-0	2
90 FOX, Miles	11	13	14	27	4.5-19	2.0-14	.	.	7	.	1	.
93 WARD, Tim	13	9	16	25	6.5-40	5.0-39	.	.	1	1-0	1	.
17 BERNHARD, Andre	10	13	11	24
5 BRICKHOUSE, Jamez	12	12	6	18	1.0-1	.	.	.	1	.	.	.
99 APOUH, Daniel	8	9	8	17	4.5-18	2.0-12	.	.	1	.	1	.
38 THOMAS, Richard	12	10	6	16
37 BRANCH, Marvin	11	6	8	14	.	.	.	1	2	2-17	.	.
25 WILLIAMS, Denzel	7	8	6	14	.	.	2-0	1
54 TOAL, Pat	11	3	9	12	2.0-6	0.5-3
12 BYRUM, Christian	8	3	9	12	1-0	.	.
13 HAYES, Eri'Reon	13	8	4	12
50 WENTZ, Torrez	8	1	9	10	1.0-5	0.5-5
24 MARRINER, Josh	13	3	7	10
21 NOYE, Justin	13	5	3	8	2.0-18
94 WIGGINS, Scott	8	2	5	7	.	.	.	1	3	.	.	.
53 LONDREE, Ryan	10	4	1	5
92 BRENYA, Jude	13	2	2	4	1.0-5	1.0-5	.	.	1	.	.	.
44 DICKERSON, Terez	5	2	1	3
30 FERRARI-SMITH, Nick	4	3	.	3
60 TAIWO, Mufu	6	1	2	3	1.0-1
16 MCUMBER, J.	5	.	2	2	.	.	.	1
26 COOPER, Justin	9	2	.	2
2 LITTLE, Marques	13	2	.	2
32 JACKSON, Gemonta	6	1	1	2
6 PASCAL, Zach	13	1	1	2
7 FULGHAM, Travis	13	1	.	1
TM TEAM	9	1	.	1	2
4 STRONG, Kesean	12	1	.	1
18 GLOVER, Jordan	1	.	1	1
8A BUNDU-FITZ, Akim	4	1	.	1
1A WASHINGTON, David	13	1	.	1
91 BERNARD, Casey	1	1	.	1
Total	13	488	464	952	79-341	34-242	11-76	46	37	12-76	14	2
Opponents	13	375	588	963	58-213	19-114	6-80	33	45	4-0	2	.



2016 Statistics

Opponent	Score	Total	First Downs			Pen	Rushing		Passing		Yards	Total Offense		Return Yards	Turnovers
			Rush	Pass	Pen		Number-Yards	Comp-Att-Int	Plays-Yards	Plays-Yards					
HAMPTON	54 - 21	20/19	9/6	9/10	2/3	38-211/41-90	14-29-0	20-44-1	253/218	67-464/85-308	242/112	1/4			
App State	7-31	18/22	5/14	9/7	4/1	31-157/48-230	17-36-1	15-22-1	169/185	67-326/70-415	59/33	1/1			
NC State	22-49	15/28	5/8	9/18	1/2	32-117/39-158	17-27-0	27-32-0	204/316	59-321/71-474	153/31	0/1			
UTSA	33-19	27/21	9/9	12/10	6/2	45-238/39-131	21-35-0	15-30-1	207/211	80-445/69-342	74/94	0/2			
Charlotte	52-17	22/22	10/10	12/9	0/3	40-207/49-178	17-29-1	18-36-1	274/176	69-481/85-354	83/156	2/3			
UMASS	36-16	29/22	12/10	14/11	3/1	47-274/34-169	20-35-0	16-33-2	248/237	82-522/67-406	86/106	0/2			
WKU	24-59	13/29	2/11	10/17	1/1	23-67/35-246	19-34-1	28-33-1	263/378	57-330/68-624	165/160	1/1			
UTEP	31-21	15/24	6/9	9/12	0/3	30-131/35-132	14-22-1	22-37-1	262/205	52-393/72-337	34/106	1/2			
MARSHALL	38-14	26/10	13/5	10/5	3/0	50-262/20-76	16-27-0	20-29-0	199/138	77-461/49-214	17/109	0/0			
USM	51-35	10/21	3/12	5/9	2/0	31-170/55-222	13-19-0	12-24-1	150/230	50-320/79-452	135/125	0/5			
FAU	42-24	31/16	12/6	15/10	4/0	43-207/34-144	26-36-0	15-28-0	416/219	79-623/62-363	28/124	0/0			
FIU	42-28	27/16	14/10	11/5	2/1	51-312/36-97	15-25-1	11-23-1	209/135	76-521/59-232	83/85	3/1			
EMU	24-20	20/28	13/8	7/16	0/4	39-206/38-170	11-20-1	26-47-1	188/300	59-394/85-470	78/116	1/1			
Totals	456-354	273/278	113/118	132/139	28/21	500-2559/503-2043	220-374-6/245-418-11	3042/2948	874-5601	921-4991	1237/1357	10/23			

Opponent	3rd Down Conversions	4th Down Conversions	Time of Possession	TOP Margin	Avg Yds/Rush	Avg Yds/Pass	Avg Yds/Play	Punting Number-Avg	Penalties			
									No.-Yards	Sacks		
HAMPTON	4-13/7-21	1-2/1-3	23:30	36:30	-13:00	5.6/2.2	8.7/5.0	6.9/3.6	5-36.2/8-40.0	9-66/3-38	4/1	
App State	2-12/2-13	1-6/4-5	26:09	33:51	-7:42	5.1/4.8	4.7/8.4	4.9/5.9	4-25.8/4-34.8	5-45/7-72	3/3	
NC State	7-17/7-11	2-2/2-2	29:29	30:31	-1:02	3.7/4.1	7.6/9.9	5.4/6.7	7-45.4/2-47.5	7-50/2-24	1/5	
UTSA	6-15/5-14	0-2/0-1	32:57	27:03	5:54	5.3/3.4	5.9/7.0	5.6/5.0	5-33.8/6-45.3	3-30/8-69	4/0	
Charlotte	8-13/5-17	0-1/1-5	29:52	30:08	-0:16	5.2/3.6	9.4/4.9	7.0/4.2	3-33.0/5-36.4	10-85/5-25	3/0	
UMASS	8-18/2-10	2-4/0-2	36:30	23:30	13:00	5.8/5.0	7.1/7.2	6.4/6.1	3-42.3/5-35.0	5-49/10-95	4/3	
WKU	2-13/8-12	1-3/0-1	27:24	32:36	-5:12	2.9/7.0	7.7/11.5	5.8/9.2	7-39.3/2-42.0	7-61/7-81	0/0	
UTEP	1-8/4-14	1-1/2-4	25:59	34:01	-8:02	4.4/3.8	11.9/5.5	7.6/4.7	4-42.5/4-50.0	5-52/2-10	2/2	
MARSHALL	6-14/3-12	3-3/1-2	35:22	24:38	10:44	5.2/3.8	7.4/4.8	6.0/4.4	4-33.5/7-38.4	2-10/5-39	2/2	
USM	3-12/5-15	0-0/3-4	25:21	34:39	-9:18	5.5/4.0	7.9/9.6	6.4/5.7	8-37.8/3-36.7	2-20/4-34	6/1	
FAU	5-13/6-14	3-3/1-3	35:08	24:52	10:16	4.8/4.2	11.6/7.8	7.9/5.9	2-21.0/3-64.3	3-15/8-62	1/1	
FIU	7-13/3-13	3-3/2-2	30:32	29:28	1:04	6.1/2.7	8.4/5.9	6.9/3.9	3-40.0/7-33.3	3-24/3-42	4/0	
EMU	5-11/13-20	1-1/0-1	27:30	32:30	-5:00	5.3/4.5	9.4/6.4	6.7/5.5	4-39.5/3-38.3	5-65/3-15	0/1	
Totals	64-172/70-186	18-31/17-35	385:43	394:17	-8:34	5.1/4.1	8.1/7.1	6.4/5.4	59-37.3/59-40.5	66-572	67-606	34/19

Opponent	Score	Times		Total		Rush		Pass		FGs		Failed to score inside RZ		Fum. Half		Game
		In RZ	Scored	Pts	TDs	TDs	TDs	Made	FGA	Down	Int					
HAMPTON	W 54-21	5	3	17	2	1	1	1	1	1	1	0	0	0	0	
at App State	L 7-31	2	0	0	0	0	0	0	0	0	1	1	0	0	0	
at NC State	L 22-49	2	2	9	1	0	1	0	1	0	0	0	0	0	0	
UTSA	W 33-19	7	5	33	5	3	2	0	0	2	0	0	0	0	0	
at Charlotte	W 52-17	6	5	31	4	3	1	1	1	0	1	0	0	0	0	
UMASS	W 36-16	7	7	36	4	3	1	3	0	0	0	0	0	0	0	
at WKU	L 24-59	2	2	10	1	1	0	1	0	0	0	0	0	0	0	
at UTEP	W 31-21	4	4	24	3	1	2	1	0	0	0	0	0	0	0	
MARSHALL	W 38-14	4	4	24	3	1	2	1	0	0	0	0	0	0	0	
SOUTHERN MISS	W 51-35	5	4	28	4	3	1	0	0	0	0	0	0	1	0	
at FAU	W 42-24	4	4	21	2	0	2	2	0	0	0	0	0	0	0	
FIU	W 42-28	4	4	28	4	2	2	0	0	0	0	0	0	0	0	
vs Eastern Michigan	W 24-20	2	2	10	1	0	1	1	0	0	0	0	0	0	0	
Totals		54	46	271	34	18	16	12	1	5	1	0	1	0		

46 of 54 (85.2%)

Opponent	Score	Times		Total		Rush		Pass		FGs		Failed to score inside RZ		Fum. Half		Game
		In RZ	Scored	Pts	TDs	TDs	TDs	Made	FGA	Down	Int					
HAMPTON	W 54-21	3	3	21	3	2	1	0	0	0	0	0	0	0	0	
at App State	L 7-31	6	5	31	4	4	0	1	0	1	0	1	0	0	0	
at NC State	L 22-49	7	7	49	7	3	4	0	0	0	0	0	0	0	0	
UTSA	W 33-19	3	3	17	2	1	1	1	0	0	0	0	0	0	0	
at Charlotte	W 52-17	2	2	10	1	1	0	1	0	0	0	0	0	0	0	
UMASS	W 36-16	3	2	14	2	1	1	0	0	0	0	1	0	0	0	
at WKU	L 24-59	5	5	35	5	3	2	0	0	0	0	0	0	0	0	
at UTEP	W 31-21	4	3	21	3	1	2	0	0	1	0	1	0	0	0	
MARSHALL	W 38-14	1	1	7	1	0	1	0	0	0	0	0	0	0	0	
SOUTHERN MISS	W 51-35	4	4	28	4	4	0	0	0	0	0	0	0	0	0	
at FAU	W 42-24	6	4	24	3	3	0	1	1	1	1	0	0	0	0	
FIU	W 42-28	2	2	14	2	1	1	0	0	0	0	0	0	0	0	
vs Eastern Michigan	W 24-20	5	4	20	2	0	2	2	0	0	0	1	0	0	0	
Totals		51	45	291	39	24	15	6	1	3	2	0	0	0		

45 of 51 (88.2%)
50 of 63 (79.4%)



2016 Statistics

ODU INDIVIDUAL GAME HIGHS

Rushes: 27 LAWRY, Ray vs MARSHALL (Nov 05, 2016)
 Yards Rushing: 209 LAWRY, Ray vs MARSHALL (Nov 05, 2016)
 TD Rushes: 3 COX, Jeremy at Charlotte (Oct 01, 2016)
 3 LAWRY, Ray vs FIU (Nov 26, 2016)
 Long Rush: 67 COX, Jeremy vs Southern Miss (Nov 12, 2016)
 Pass attempts: 36 WASHINGTON, D. at FAU (Nov 19, 2016)
 Pass completions: 26 WASHINGTON, D. at FAU (Nov 19, 2016)
 Yards Passing: 416 WASHINGTON, D. at FAU (Nov 19, 2016)
 TD Passes: 5 WASHINGTON, D. at FAU (Nov 19, 2016)
 Long Pass: 84 WASHINGTON, D. at FAU (Nov 19, 2016)
 Receptions: 9 PASCAL, Zach at FAU (Nov 19, 2016)
 Yards Receiving: 178 PASCAL, Zach at FAU (Nov 19, 2016)
 TD Receptions: 3 DUHART, J. at FAU (Nov 19, 2016)
 Long Reception: 84 COX, Jeremy at FAU (Nov 19, 2016)
 Field Goals: 3 DAVIS, Brad vs UMASS (Oct 07, 2016)
 Long Field Goal: 43 DAVIS, Brad at UTEP (Oct 29, 2016)
 Punts: 8 CATE, Bailey vs Southern Miss (Nov 12, 2016)
 Punting Avg: 45.4 CATE, Bailey at NC State (Sep 17, 2016)
 Long Punt: 70 CATE, Bailey at NC State (Sep 17, 2016)
 Punts inside: 20 5 CATE, Bailey vs Southern Miss (Nov 12, 2016)
 Long Punt Return: 39 HARPER, Isaiah vs Hampton (Sep 04, 2016)
 Long Kickoff Return: 53 PASCAL, Zach vs Southern Miss (Nov 12, 2016)
 Tackles: 17 WILSON, Anthony vs Southern Miss (Nov 12, 2016)
 Sacks: 3.0 WILSON, Anthony at Appalachian State (Sep 10, 2016)
 Tackles For Loss: 3.5 APPOUH, Daniel vs Hampton (Sep 04, 2016)
 3.5 XIMINES, Oshane vs FIU (Nov 26, 2016)
 Interceptions: 11 tied with one

ODU TEAM GAME HIGHS

Rushes: 51 vs FIU (Nov 26, 2016)
 Yards Rushing: 312 vs FIU (Nov 26, 2016)
 Yards Per Rush: 6.1 vs FIU (Nov 26, 2016)
 TD Rushes: 4 at Charlotte (Oct 01, 2016)
 4 vs Southern Miss (Nov 12, 2016)
 4 vs FIU (Nov 26, 2016)
 Pass attempts: 36 at Appalachian State (Sep 10, 2016)
 36 at FAU (Nov 19, 2016)
 Pass completions: 26 at FAU (Nov 19, 2016)
 Yards Passing: 416 at FAU (Nov 19, 2016)
 Yards Per Pass: 11.9 at UTEP (Oct 29, 2016)
 TD Passes: 5 at FAU (Nov 19, 2016)
 Total Plays: 82 vs UMASS (Oct 07, 2016)
 Total Offense: 623 at FAU (Nov 19, 2016)
 Yards Per Play: 7.9 at FAU (Nov 19, 2016)
 Points: 54 vs Hampton (Sep 04, 2016)
 Sacks By: 6 vs Southern Miss (Nov 12, 2016)
 First Downs: 31 at FAU (Nov 19, 2016)
 Penalties: 10 at Charlotte (Oct 01, 2016)
 Penalty Yards: 85 at Charlotte (Oct 01, 2016)
 Turnovers: 3 vs FIU (Nov 26, 2016)
 Interceptions By: 2 vs UMASS (Oct 07, 2016)
 Punts: 8 vs Southern Miss (Nov 12, 2016)
 Punting Avg: 45.4 at NC State (Sep 17, 2016)
 Long Punt: 70 at NC State (Sep 17, 2016)
 Punts inside 20: 5 vs Southern Miss (Nov 12, 2016)
 Long Punt Return: 39 vs Hampton (Sep 04, 2016)

2016 Game-by-Game Starters

OFFENSE

Opponent	QB	RB	WR	WR	WR	WR	LT	LG	C	RG	RT
Hampton	Washington	Lawry	Cox	Pascal	Duhart	Fulgham	Hannan	Casey	Clarke	Butler	Garcia
App State	Washington	Lawry	Vaughn	Pascal	Duhart	Fulgham	Hannan	Compton	Clarke	Butler	Garcia
NC State	Washington	Lawry	Vaughn	Pascal	Duhart	Fulgham	Hannan	Compton	Clarke	Butler	Garcia
UTSA	Washington	Lawry	Vaughn	Pascal	Duhart	Fulgham	Hendricks	Hannan	Clarke	Butler	Garcia
Charlotte	Washington	Cox	Vaughn	Pascal	Duhart	Fulgham	Hendricks	Hannan	Clarke	Butler	Garcia
UMass	Washington	Cox	Vaughn	Pascal	Duhart	Fulgham	Hendricks	Hannan	Clarke	Butler	Garcia
WKU	Washington	Cox	Vaughn	Pascal	Duhart	Fulgham	Hendricks	Barnett	Clarke	Butler	Hannan
UTEP	Washington	Cox	Vaughn	Pascal	Duhart	Fulgham	Hendricks	Barnett	Clarke	Butler	Hannan
Marshall	Washington	Lawry	Vaughn	Pascal	Duhart	Fulgham	Hendricks	Barnett	Clarke	Butler	Hannan
USM	Washington	Cox	Vaughn	Pascal	Duhart	Fulgham	Hendricks	Barnett	Clarke	Butler	Hannan
FAU	Washington	Lawry	Cox (RB)	Pascal	Duhart	Fulgham	Hendricks	Casey	Clarke	Butler	Hannan
FIU	Washington	Lawry	Cox (RB)	Pascal	Duhart	Fulgham	Hendricks	Barnett	Clarke	Compton	Hannan
EMU	Washington	Lawry	Vaughn	Pascal	Duhart	Fulgham	Hendricks	Barnett	Clarke	Butler	Hannan

DEFENSE

Opponent	DE	DT	DT	STUD	OLB (S)	MLB	OLB	CB	CB	FS	SS
Hampton	Rotimi	Coward	Fox	Ximines	Wilson	Ricks	S. Carter	Addison	A. Young	Davila	Bradshaw
App State	Rotimi	Coward	Fox	Ximines	Wilson	Ricks	S. Carter	Addison	A. Young	Davila	Bradshaw
NC State	Rotimi	Coward	Fox	Ximines	Wilson	Ricks	S. Carter	Addison	A. Young	Davila	Bradshaw
UTSA	Rotimi	Coward	Fox	Ximines	Wilson	Ricks	S. Carter	Addison	A. Young	Davila	Miskel
Charlotte	Rotimi	Coward	Fox	Ximines	Wilson	Ricks	S. Carter	Addison	A. Young	Davila	Miskel
UMass	Rotimi	Coward	Toal	Ximines	Wilson	Ricks	S. Carter	Addison	A. Young	Davila	Bradshaw
WKU	Rotimi	Coward	Fox	Ximines	Wilson	Ricks	S. Carter	Addison	A. Young	Davila	Bradshaw
UTEP	Rotimi	Coward	Fox	Ximines	Wilson	Ricks	Worthy	Addison	A. Young	Thompson	S. Carter
Marshall	Rotimi	Coward	Fox	Ximines	Wilson	Ricks	Bradshaw	Addison	A. Young	Thompson	S. Carter
USM	Rotimi	Coward	Londree	Ximines	Wilson	Ricks	Bradshaw	Addison	A. Young	Thompson	S. Carter
FAU	Rotimi	Coward	Londree	Ximines	Wilson	Ricks	Bradshaw	Addison	A. Young	Thompson	S. Carter
FIU	Rotimi	Coward	Brenya	Wiggins	Wilson	Ricks	Bradshaw	Addison	A. Young	Thompson	S. Carter
EMU	Rotimi	Coward	Fox	Ximines	Wilson	Ricks	Bradshaw	Addison	Brickhouse	Thompson	S. Carter

OPPONENT INDIVIDUAL GAME HIGHS

Rushes: 28 HOWARD, Keon, vs Southern Miss (Nov 12, 2016)
 Yards Rushing: 163 Young, M., vs UMASS (Oct 07, 2016)
 TD Rushes: 3 Cox, Marcus, at Appalachian State (Sep 10, 2016)
 3 SMITH, Ito, vs Southern Miss (Nov 12, 2016)
 Long Rush: 44 WALES, Anthony, at WKU (Oct 22, 2016)
 Pass attempts: 46 ROBACK, Brogan, vs Eastern Michigan (Dec 23, 2016)
 Pass completions: 28 WHITE, Mike, at WKU (Oct 22, 2016)
 Yards Passing: 378 WHITE, Mike, at WKU (Oct 22, 2016)
 TD Passes: 4 WHITE, Mike, at WKU (Oct 22, 2016)
 Long Pass: 61 Ford, A., vs UMASS (Oct 07, 2016)
 Receptions: 10 TAYLOR, Taywan, at WKU (Oct 22, 2016)
 Yards Receiving: 161 PROCTOR, Rashawn, vs Hampton (Sep 04, 2016)
 TD Receptions: 3 TAYLOR, Taywan, at WKU (Oct 22, 2016)
 Long Reception: 61 Jonah, D., vs UMASS (Oct 07, 2016)
 Field Goals: 2 FRICANO, Paul, vs Eastern Michigan (Dec 23, 2016)
 Long Field Goal: 39 SIMCOX, Skyler, at WKU (Oct 22, 2016)
 Punts: 8 FABER-KINNEY, Ch, vs Hampton (Sep 04, 2016)
 Punting Avg: 64.3 SCHOMP, Dalton, at FAU (Nov 19, 2016)
 Long Punt: 68 SCHOMP, Dalton, at FAU (Nov 19, 2016)
 Punts inside 20: Seven tied with two
 Long Punt Return: 44 FANT, Nacarius, at WKU (Oct 22, 2016)
 Long Kickoff Return: 57 FANT, Nacarius, at WKU (Oct 22, 2016)
 Tackles: 15 Taauefa, vs UTSA (Sep 24, 2016)
 Sacks: 3.0 Roseboro, D., at NC State (Sep 17, 2016)
 Tackles For Loss: 3.0 Roseboro, D., at NC State (Sep 17, 2016)
 3.0 Previte, J., vs UMASS (Oct 07, 2016)
 Interceptions: Six tied with one

OPPONENT TEAM GAME HIGHS

Rushes: 55 vs Southern Miss (Nov 12, 2016)
 Yards Rushing: 246 at WKU (Oct 22, 2016)
 Yards Per Rush: 7.0 at WKU (Oct 22, 2016)
 TD Rushes: 4 at Appalachian State (Sep 10, 2016)
 4 at WKU (Oct 22, 2016)
 4 vs Southern Miss (Nov 12, 2016)
 Pass attempts: 47 vs Eastern Michigan (Dec 23, 2016)
 Pass completions: 28 at WKU (Oct 22, 2016)
 Yards Passing: 378 at WKU (Oct 22, 2016)
 Yards Per Pass: 11.5 at WKU (Oct 22, 2016)
 TD Passes: 4 at NC State (Sep 17, 2016)
 4 at WKU (Oct 22, 2016)
 Total Plays: 85 vs Hampton (Sep 04, 2016)
 85 at Charlotte (Oct 01, 2016)
 85 vs Eastern Michigan (Dec 23, 2016)
 Total Offense: 624 at WKU (Oct 22, 2016)
 Yards Per Play: 9.2 at WKU (Oct 22, 2016)
 Points: 59 at WKU (Oct 22, 2016)
 Sacks By: 5 at NC State (Sep 17, 2016)
 First Downs: 29 at WKU (Oct 22, 2016)
 Penalties: 10 vs UMASS (Oct 07, 2016)
 Penalty Yards: 95 vs UMASS (Oct 07, 2016)
 Turnovers: 5 vs Southern Miss (Nov 12, 2016)
 Interceptions By: Six tied with one
 Punts: 8 vs Hampton (Sep 04, 2016)
 Punting Avg: 64.3 at FAU (Nov 19, 2016)
 Long Punt: 68 at FAU (Nov 19, 2016)
 Punts inside 20: Seven tied with two

2016 Statistics

CONFERENCE USA STATS

RUSHING								
	G	ATT	YDS	AVG	TD	YDS/G		
JONES, Aaron, UTEP	12	229	1773	7.7	17	147.8		
WALES, A., WKU	13	237	1621	6.8	27	124.7		
MATHERS, I., MT	13	232	1561	6.7	17	120.1		
SMITH, Ito, USM	13	265	1459	5.5	17	112.2		
LAWRY, R., ODU	12	200	1255	6.3	11	104.6		
WILSON, J., NT	11	169	936	5.5	14	85.1		
SINGLETARY, D., FAU	12	152	1021	6.7	12	85.1		
PHILLIPS, K., CHA	11	189	907	4.8	4	82.5		
GARDNER, A., FIU	12	181	930	5.1	6	77.5		
CRAFT, J., LT	14	191	1074	5.6	9	76.7		
PASS EFFICIENCY								
	G	CMP	ATT	INT	Pct.	YDS	TD	EFF
WHITE, M., WKU	14	280	416	7	67.3	4363	37	181.4
HIGGINS, R., LT	13	329	496	8	66.3	4617	41	168.6
WASHINGTON, D., ODU	13	202	341	5	59.2	2836	31	156.2
STOCKSTILL, B., MT	10	262	414	7	63.8	3233	31	150.2
MULLENS, N., USM	11	243	384	11	63.2	3272	24	149.8
METZ, R., UTEP	11	130	201	4	64.7	1375	14	141.1
LITTON, C., MAR	10	231	371	9	62.3	2612	24	137.9
STURM, UTSA	13	169	299	6	56.5	2170	20	135.5
DRISKEL, J., FAU	12	200	327	11	61.1	2415	9	125.6
STEHLING, T., RICE	11	194	316	7	61.4	2049	12	124.0
REC. YDS/GAME								
	G	REC	YDS	TD	AVG/C	REC/G		
TAYLOR, T., LT	14	136	1803	12	13.3	128.8		
JAMES, Richie, MT	13	105	1625	12	15.5	125.0		
TAYLOR, T., WKU	14	98	1730	17	17.7	123.6		
HENDERSON, C., LT	13	82	1535	19	18.7	118.1		
NORRIS, N., WKU	14	76	1318	14	17.3	94.1		
STAGGERS, A., USM	13	63	1165	7	18.5	89.6		
WOODS, K., FAU	12	68	934	1	13.7	77.8		
PASCAL, Z., ODU	13	65	946	9	14.6	72.8		
DUKE, A., CHA	12	59	803	4	13.6	66.9		
DUHART, J., ODU	13	48	735	9	15.3	56.5		
RECEPTIONS/GAME								
	G	REC	YDS	TD	AVG/C	YDS/G		
TAYLOR, T., LT	14	136	1803	12	128.8	9.7		
JAMES, R., MT	13	105	1625	12	125.0	8.1		
TAYLOR, T., WKU	14	98	1730	17	123.6	7.0		
HENDERSON, C., LT	13	82	1535	19	118.1	6.3		
WOODS, K., FAU	12	68	934	1	77.8	5.7		
NORRIS, N., WKU	14	76	1318	14	94.1	5.4		
KNIGHT, J., MAR	12	62	631	5	52.6	5.2		
MATHERS, I., MT	13	66	633	3	48.7	5.1		
PASCAL, Z., ODU	13	65	946	9	72.8	5.0		
DUKE, A., CHA	12	59	803	4	66.9	4.9		
TOTAL OFFENSE								
	G	RUSH	PASS	PLAYS	TOTAL	YDS/G		
HIGGINS, R., LT	13	277	4617	584	4894	376.5		
STOCKSTILL, B., MT	10	240	3233	459	3473	347.3		
WHITE, M., WKU	14	-74	4363	445	4289	306.4		
MULLENS, N., USM	11	-54	3272	435	3218	292.5		
LITTON, C., MAR	10	-133	2612	405	2479	247.9		
WASHINGTON, D., ODU	13	207	2836	408	3043	234.1		
McGOUGH, A., FIU	9	117	1891	331	2008	223.1		
DRISKEL, J., FAU	12	242	2415	407	2657	221.4		
STEHLING, T., RICE	11	309	2049	417	2358	214.4		
STURM, UTSA	13	313	2170	409	2483	191.0		



2016 Statistics

CONFERENCE USA STATS

INTERCEPTIONS						FUMBLES FORCED						
G	INT	YDS	TD	INT/G		G	TOTAL	Avg.				
WOODS, X., LT	14	5	45	0	0.36	ALLEN, R., MAR	11	4	0.36			
BROOKS, N., NT	13	4	54	0	0.31	FERGUSON, J., LT	14	4	0.29			
JENKINS, E., NT	11	3	86	2	0.27	SANDERS, D.J., MT	13	3	0.23			
BROWN, I., FIU	11	3	43	1	0.27	THIGPEN, X., USM	13	3	0.23			
DAVIS, K., CHA	11	3	8	0	0.27	XIMINES, O., ODU	13	3	0.23			
YOUNG, A., ODU	12	3	40	1	0.25	WEST, V., FIU	9	2	0.22			
ROLLE, E., CHA	12	3	24	0	0.25	NEELY, C., MAR	11	2	0.18			
MCCLAIN, K., NT	13	3	18	0	0.23	BRADSHAW, C.J., ODU	11	2	0.18			
CUTRER, J., MT	13	3	0	0	0.23	ROSE, O., FAU	11	2	0.18			
ALLEN, R., MAR	11	2	39	0	0.18							
FIELD GOAL PCT.						PASSES DEFENDED						
G	FG	FGA	LONG	FG/G		G	TOTAL	Avg.				
BARNES, J., LT	14	22	27	81.5	1.57	ALLEN, R., MAR	11	14	1.27			
ROOKER, C., MT	13	16	19	84.2	1.23	JENKINS, E., NT	11	13	1.18			
SHAUNFIELD, P., USM	10	12	14	85.7	1.20	CUTRER, J., MT	13	13	1.00			
SIMCOX, Skyler, WKU	14	16	22	72.7	1.14	COVINGTON, A., CHA	11	11	1.00			
TAYLOR, A., FIU	12	12	16	75.0	1.00	MINTER, M., MT	13	12	0.92			
FALCON, UTSA	12	12	17	70.6	1.00	ADDISON, B., ODU	13	12	0.92			
JOSEPH, G., FAU	12	10	14	71.4	0.83	JACKSON, C., MAR	12	11	0.92			
DAVIS, B., ODU	13	10	11	90.9	0.77	NEEDHAM, N., UTEP	12	11	0.92			
MOORE, T., NT	12	9	13	69.2	0.75							
TOBOLA, H., RICE	11	7	11	63.6	0.64							
TACKLES						RUSHING OFFENSE						
G	UA	A	TOTAL	TPG		G	ATT	YDS	AVG	TD	YDS/G	
ELLERBEE, RICE	11	70	48	118	10.7	Old Dominion	13	500	2595	5.2	27	199.6
BROWN, K., WKU	14	60	71	131	9.4	Middle Tennessee	13	417	2494	6.0	26	191.8
AL-SHAIR, A., FAU	12	56	56	112	9.3	Florida Atlantic	12	472	2258	4.8	31	188.2
JONES, A., UTEP	10	44	49	93	9.3	WKU	14	487	2609	5.4	35	186.4
YOUNG, J., FAU	11	67	33	100	9.1	UTEP	12	409	2226	5.4	20	185.5
WILLIAMS, T., FIU	12	61	48	109	9.1	Charlotte	12	487	2114	4.3	18	176.2
WINT, A., FIU	12	57	51	108	9.0	Southern Miss	13	544	2269	4.2	26	174.5
COOK, N., CHA	12	49	59	108	9.0	Rice	12	483	2036	4.2	23	169.7
TAUAEFA, UTSA	13	50	65	115	8.8	UTSA	13	524	2104	4.0	22	161.8
RICKS, TJ, ODU	13	48	54	102	7.8	Louisiana Tech	14	417	2119	5.1	30	151.4
MELTON, C., MT	13	52	50	102	7.8	FIU	12	423	1783	4.2	16	148.6
HARRIS, J, LT	12	53	41	94	7.8	North Texas	13	426	1736	4.1	24	133.5
WILSON, A., ODU	13	54	45	99	7.6	Marshall	12	396	1298	3.3	12	108.2
LYONS, A., RICE	12	48	43	91	7.6							
LOVILETTE, D., UTEP	12	38	51	89	7.4	RUSHING DEFENSE						
NEELY, C., MAR	11	40	39	79	7.2	G	Rushes	Yards	Avg	TD	Yds/G	
MCCOLLUM, T.J., WKU	12	45	40	85	7.1	WKU	14	456	1361	3.0	16	97.2
MCCLAIN, K., NT	13	67	24	91	7.0	Charlotte	12	406	1721	4.2	24	143.4
						Louisiana Tech	14	524	2047	3.9	27	146.2
						Southern Miss	13	427	1949	4.6	28	149.9
						Old Dominion	13	503	2033	4.0	25	156.4
						UTSA	13	487	2112	4.3	21	162.5
						Middle Tennessee	13	577	2583	4.5	37	198.7
						FIU	12	457	2385	5.2	26	198.8
						Marshall	12	488	2421	5.0	28	201.8
						UTEP	12	476	2524	5.3	23	210.3
						Rice	12	477	2602	5.5	30	216.8
						North Texas	13	588	3114	5.3	31	239.5
						Florida Atlantic	12	537	2945	5.5	37	245.4
SACKS						SCORING (TDs)						
G	UA	A	TOTAL			G	TD	Run	Pass	Ret	Pts	Avg/G
FERGUSON, J., LT	14	13	3	14.5		WALES, A., WKU	13	29	27	2	0	174
HENDRICKSON, T., FAU	12	8	3	9.5		HENDERSON, C., LT	13	23	2	19	2	138
BRADLEY, D., USM	13	6	5	8.5		JONES, A., UTEP	12	20	17	3	0	120
XIMINES, O., ODU	13	7	1	7.5		MATHERS, I., MT	13	20	17	3	0	120
ROTIMI, B., ODU	13	4	6	7.0		SMITH, I., USM	13	19	17	2	0	114
POOLE, J., USM	13	6	2	7.0		WILSON, J., NT	11	15	14	1	0	90
DAWSON, N., WKU	12	5	4	7.0		JAMES, R., MT	13	16	4	12	0	96
DAVENPORT, UTSA	13	6	1	6.5		TAYLOR, T., WKU	14	17	0	17	0	102
TAUAEFA, UTSA	13	6	0	6.0		COX, J., ODU	12	14	13	1	0	86
THIGPEN, X., USM	13	5	2	6.0		HOWELL, G., FAU	12	13	13	0	0	78
BROWN, K., WKU	14	5	2	6.0								



Game One: ODU vs. Hampton

Monarchs Top Hampton, 54-21, in Season Opener

NORFOLK, Va. – Old Dominion University football scored 23-straight second half points to run away from Hampton 54-21 in the 2016 season opener for both schools.

Old Dominion (1-0) led 31-14 at halftime, but Hampton (0-1) received the opening kick of the second half and cut the lead to 31-21 on a two-yard run from Dwayne Garrett.

After an ODU punt, the Monarchs forced a three and out by Hampton, and on the attempted punt, the snap went through Hampton's punter Christian Faber-Kinney's hands. Faber-Kinney recovered the ball and punted it out of the back of the end zone for a safety.

The Monarchs received the ensuing free kick and drove to the Hampton 48 before the drive stalled and Bailey Cate knocked a punt to the HU five-yard line. Three plays later Aaron Young intercepted a J.J. Williamson pass and returned it for a touchdown for a 40-21 ODU lead.

ODU added a 32-yard David Washington to Joey Verhaegh touchdown pass early in the fourth quarter, while Jeremy Cox capped the scoring with a 12-yard run to give the Monarchs a 54-21 victory.

The Monarchs scored on the first offensive play from scrimmage with a 59-yard touchdown pass from David Washington to Ray Lawry for a 7-0 lead.

Hampton came right back with a 71-yard drive capped by a two-yard run by Yahkee Johnson.

ODU came right back with a three play, 59-yard drive as Lawry took an option pitch and ran for a 31-yard touchdown, his second of the day.

The Monarchs went up 21-7 early in the second quarter as David Washington found Zach Pascal for a 10-yard touchdown pass to cap a six play, 60-yard drive.

David Washington tossed his third touchdown pass of the day, a 26-yarder to Jonathan Duhart to cap a 10 play, 53-yard drive to give ODU a 28-7 edge late in the second quarter.

Lawry led the way for ODU with 110 yards rushing and two receptions for 62 yards and two touchdowns. Washington finished the day 10-of-18 for 187 yards and tied his career-best with four touchdown passes and ran for another 36 yards.

Zach Pascal had five catches for 63 yards and a touchdown.

TJ Ricks led the ODU defense with nine tackles while Anthony Wilson had a career-high six tackles. Daniel Appouh registered the first two sacks of his career.

OLD DOMINION 54, HAMPTON 21
S.B. Ballard Stadium • Norfolk, Va.
Sept. 4, 2016 • Attendance: 20,118

SCORE BY QUARTERS:

	1st	2nd	3rd	4th	Final
Hampton.....	7	7	7	0	21
Old Dominion.....	14	17	9	14	54

Scoring Summary:

1st 14:37 ODU - LAWRY, Ray 59 yd pass from WASHINGTON, D. (KIRTLEY, Chris kick), 1-59 0:23, HAM 0 - ODU 7
 11:37 HAM - JOHNSON, Yahkee 2 yd run (PREVOST, Anthony kick), 5-71 2:52, HAM 7 - ODU 7
 10:39 ODU - LAWRY, Ray 31 yd run (KIRTLEY, Chris kick), 3-59 0:51, HAM 7 - ODU 14
 2nd 13:36 ODU - PASCAL, Zach 10 yd pass from WASHINGTON, D. (KIRTLEY, Chris kick), 6-60 1:58, HAM 7 - ODU 21
 04:58 ODU - DUHART, J. 26 yd pass from WASHINGTON, D. (KIRTLEY, Chris kick), 10-53 4:16, HAM 7 - ODU 28
 01:38 ODU - KIRTLEY, Chris 21 yd field goal, 9-53 1:40, HAM 7 - ODU 31
 00:00 HAM - ALONZO, Shakim 4 yd pass from WILLIAMSON, Jayl (PREVOST, Anthony kick), 8-50 0:33, HAM 14 - ODU 31
 3rd 08:47 HAM - GARRETT, Dwayne 2 yd run (BROWN, Adam kick), 13-72 6:07, HAM 21 - ODU 31
 06:19 ODU - TEAM safety, , HAM 21 - ODU 33
 02:30 ODU - YOUNG, Aaron 15 yd interception return (DAVIS, Brad kick), , HAM 21 - ODU 40
 4th 14:53 ODU - VERHAEGH, J. 32 yd pass from WASHINGTON, D. (TILLMAN, Joe kick), 5-53 1:22, HAM 21 - ODU 47
 09:13 ODU - COX, Jeremy 12 yd run (DAVIS, Brad kick), 2-19 0:22, HAM 21 - ODU 54

	HU	ODU
FIRST DOWNS.....	19	20
RUSHES-YARDS (NET).....	41-90	38-211
PASSING YDS (NET).....	218	253
Passes Att-Comp-Int.....	44-20-1	29-14-0
TOTAL OFFENSE PLAYS-YARDS.....	85-308	67-464
Fumble Returns-Yards.....	0-0	1-17
Punt Returns-Yards.....	0-0	4-101
Kickoff Returns-Yards.....	8-112	4-109
Interception Returns-Yards....	0-0	1-15
Punts (Number-Avg).....	8-40.0	5-36.2
Fumbles-Lost.....	5-3	1-1
Penalties-Yards.....	3-38	9-66
Possession Time.....	36:30	23:30
Third-Down Conversions.....	7 of 21	4 of 13
Fourth-Down Conversions.....	1 of 3	1 of 2
Red-Zone Scores-Chances.....	3-3	3-5
Sacks By: Number-Yards.....	1-5	4-27

RUSHING: Hampton - JOHNSON, Yahkee 11-59; CARTER, Eric 9-41; COX, Brandon 5-21; GARRETT, Dwayne 8-16; WILLIAMSON, Jayl 7-minus 19; FABER-KINNEY, Ch 1-minus 28. **Old Dominion** - LAWRY, Ray 14-110; WASHINGTON, D. 6-36; MARRINER, Josh 9-31; COX, Jeremy 4-28; JACKSON, G. 1-7; HARPER, Isaiah 2-2; TEAM 1-minus 1; LARUSSA, Blake 1-minus 2.

PASSING: Hampton - WILLIAMSON, Jayl 16-37-1-200; COX, Brandon 3-5-0-6; TEAM 0-1-0-0; MIXSON, Twarn 1-1-0-12. **Old Dominion** - WASHINGTON, D. 10-17-0-187; BENTLEY, Shuler 4-10-0-66; LARUSSA, Blake 0-2-0-0.

RECEIVING: Hampton - PROCTOR, Rashawn 9-161; ALONZO, Shakim 4-33; MIXSON, Twarn 3-16; BELL, Ronald 3-6; WILLENBROCK, Jac 1-2. **Old Dominion** - PASCAL, Zach 5-63; LAWRY, Ray 2-62; DUHART, J. 2-60; VERHAEGH, J. 1-32; PATTERSON, H. 1-17; VAUGHN, Melvin 1-9; HARPER, Isaiah 1-6; COX, Jeremy 1-4.



Rob Thompson and Jelani Carter

Game Two: ODU at Appalachian State

Monarchs Fall at Appalachian State, 31-7

BOONE, N.C. -- Old Dominion suffered its first loss of the season, falling at Appalachian State, 31-7, on Saturday afternoon at Kidd Brewer Stadium in Boone, North Carolina.

Old Dominion (1-1) was led by Ray Lawry, who finished the game with 119 rushing yards and a touchdown. The 100-yard game was Lawry's second of the season and the 13th of his career.

Defensively, Anthony Wilson notched a career-high 11 tackles, including an ODU single game record three sacks, while Denzel Williams recorded his first career interception. Justice Davila totaled 10 tackles and Miles Fox added a career-high eight.

Marcus Cox got the Mountaineers on the board first with a one yard touchdown run for a 7-0 App State lead.

ODU followed with a drive to the App 16, highlighted by a 42-yard run by Ray Lawry, but a fourth down pass from David Washington to Zach Pascal was knocked away at the last second.

The Mountaineers followed with an 84-yard drive culminated with a two yard run by Cox for a 14-0 lead.

Michael Rubinio added a 24-yard field goal for App to go up 17-0 early in the second quarter.

App State tried a field goal, and the Monarchs stuffed it and took over at their own eight. The Monarchs drove 92 yards in seven plays capped by a 27-yard touchdown run from Ray Lawry. Washington hit Pascal for a 26-yard pass for a key first down on the drive.

Cox added his third touchdown run of the first half with a 10-yard score with just over one minute remaining in the first half for a 24-7 halftime lead.

In the second half, the Monarch defense held App State to just seven points, a touchdown in the final minute, and less than 100 yards of total offense. ODU outgained the Mountaineers, 144-97, in the second half.



APP STATE 31, OLD DOMINION 7
Kidd Brewer Stadium • Boone, N.C.
September 10, 2015 • Attendance: 23,374

SCORE BY QUARTERS:

	1st	2nd	3rd	4th	Final
Old Dominion.....	0	7	0	0	7
Appalachian State...	14	10	0	7	31

Scoring Summary:

1st 10:58 APP - Cox, Marcus 1 yd run (Rubino, Michael kick), 7-7 4:02, ODU 0 - APP 7
 03:41 APP - Cox, Marcus 2 yd run (Rubino, Michael kick), 9-8 4:22, ODU 0 - APP 14
 2nd 14:49 APP - Rubino, Michael 20 yd field goal, 6-41 1:49, ODU 0 - APP 17
 08:12 ODU - Ray Lawry 27 yd run (Brad Davis kick), 7-92 3:12, ODU 7 - APP 17
 01:12 APP - Cox, Marcus 10 yd run (Rubino, Michael kick), 6-63 2:12, ODU 7 - APP 24
 4th 00:57 APP - Caruso, J.P. 1 yd run (Rubino, Michael kick), 11-39 5:15, ODU 7 - APP 31

	ODU	APP
FIRST DOWNS.....	18	22
RUSHES-YARDS (NET).....	31-157	48-230
PASSING YDS (NET).....	169	185
Passes Att-Comp-Int.....	36-17-1	22-15-1
TOTAL OFFENSE PLAYS-YARDS.....	67-326	70-415
Fumble Returns-Yards.....	0-0	0-0
Punt Returns-Yards.....	1-9	1-5
Kickoff Returns-Yards.....	2-50	2-28
Interception Returns-Yards...	1-0	1-0
Punts (Number-Avg).....	4-25.8	4-34.8
Fumbles-Lost.....	0-0	1-0
Penalties-Yards.....	5-45	7-72
Possession Time.....	26:09	33:51
Third-Down Conversions.....	2 of 12	2 of 13
Fourth-Down Conversions.....	1 of 6	4 of 5
Red-Zone Scores-Chances.....	0-2	5-6
Sacks By: Number-Yards.....	3-8	3-8

RUSHING: Old Dominion - Ray Lawry 15-119; David Washington 7-28; Josh Marriner 6-14; Zach Pascal 1-minus 1; Blake 2-minus 3.
Appalachian State - Cox, Marcus 18-133; Moore, Jalin 13-42; Caruso, J.P. 2-19; Evans, Darrynton 8-16; Hopkins, Deltron 1-14; Lamb, Taylor 5-5; Critcher, Bentley 1-1.

PASSING: Old Dominion - David Washington 16-34-1-152; Blake LaRussa 1-2-0-17. **Appalachian State** - Lamb, Taylor 14-21-1-181; Caruso, J.P. 1-1-0-4.

RECEIVING: Old Dominion - Jonathan Duhart 5-45; Zach Pascal 4-56; Melvin Vaughn 2-20; Josh Marriner 2-13; Eri'Reon Hayes 1-17; Joey Verhaegh 1-8; Isaiah Harper 1-5; Travis Fulgham 1-5. **Appalachian State** - Capel, Jaquil 6-82; Burns, Barrett 3-66; Hopkins, Deltron 3-17; Letman, Zy 1-8; Cox, Marcus 1-8; Cecil, Bill 1-4.

Game Three: ODU at NC State

ODU Football Falls to NC State, 49-22

RALEIGH, N.C. - Old Dominion University Football had 258 yards of offense in the second half but could not overcome a slow first half, falling at NC State 49-22 Saturday night.

Trailing 21-3 at halftime, Old Dominion (1-2) stopped NC State (2-1) on the opening drive of the second half and then scored on a 21-yard touchdown pass from David Washington to Zach Pascal to make the score 21-9.

NC State came back to score 14 straight points to go up 35-9 before another Washington to Pascal touchdown made the score 35-15.

Jeremy Cox rushed for a 65-yard touchdown midway through the fourth quarter for ODU's final score.

The Wolfpack got on the board first as Jalen McClendon carried in from a yard out to put NC State up 7-0.

On the next NC State possession, C.J. Bradshaw forced a fumble that Bunmi Rotimi recovered at the NC State 17 yard line. ODU drove to the NC State three but settled for a Bailey Cate 21-yard field goal to make the score 7-3.

McClendon added another touchdown, this time a three-yard run to cap a 72-yard drive to put the Wolfpack up 14-3.

With three minutes left in the first half Ryan Finley connected with Jaylen Samuels for a 19-yard touchdown pass to go up 21-3 at halftime.

David Washington finished the day 16-of-26 for 200 yards, while Jeremy Cox led the way with 91 yards on nine carries and a touchdown. Pascal had season-high eight receptions for 104 yards and two TD's.

TJ Ricks had a game high 11 tackles for the ODU defense.

NC STATE 49, OLD DOMINION 22
Carter-Finley Stadium • Raleigh, N.C.
September 17, 2016 • Attendance: 57,810

SCORE BY QUARTERS:

	1st	2nd	3rd	4th	Final
Old Dominion.....	0	3	6	13	22
NC State.....	7	14	14	14	49

Scoring Summary:

1st 07:24 ST - McClendon, J. 1 yd run (Bambard, K. kick), 13-95 5:51, ODU 0 - ST 7
 2nd 13:36 ODU - CATE, Bailey 21 yd field goal, 7-17 2:57, ODU 3 - ST 7
 09:32 ST - McClendon, J. 3 yd run (Bambard, K. kick), 10-72 4:04, ODU 3 - ST 14
 03:06 ST - Samuels, J. 19 yd pass from Finley, R. (Bambard, K. kick), 9-77 4:06, ODU 3 - ST 21
 3rd 09:31 ODU - PASCAL, Zach 21 yd pass from WASHINGTON, D. (WASHINGTON, D. pass failed), 9-91 3:47, ODU 9 - ST 21
 06:46 ST - Moss, T. 3 yd pass from McClendon, J. (Bambard, K. kick), 6-72 2:39, ODU 9 - ST 28
 01:45 ST - Samuels, J. 4 yd pass from Finley, R. (Bambard, K. kick), 8-64 2:45, ODU 9 - ST 35
 4th 13:19 ODU - PASCAL, Zach 20 yd pass from WASHINGTON, D. (CATE, Bailey kick blockd), 8-69 3:20, ODU 15 - ST 35
 10:33 ST - Cook, C. 8 yd pass from Finley, R. (Bambard, K. kick), 6-40 2:46, ODU 15 - ST 42
 09:12 ODU - COX, Jeremy 65 yd run (CATE, Bailey kick), 3-73 1:13, ODU 22 - ST 42
 05:56 ST - Nichols, D. 9 yd run (Bambard, K. kick), 8-52 3:15, ODU 22 - ST 49

	ODU	ST
FIRST DOWNS.....	15	28
RUSHES-YARDS (NET).....	32-117	39-158
PASSING YDS (NET).....	204	316
Passes Att-Comp-Int.....	27-17-0	32-27-0
TOTAL OFFENSE PLAYS-YARDS.....	59-321	71-474
Fumble Returns-Yards.....	1-4	0-0
Punt Returns-Yards.....	0-0	0-0
Kickoff Returns-Yards.....	7-149	2-31
Interception Returns-Yards....	0-0	0-0
Punts (Number-Avg).....	7-45.4	2-47.5
Fumbles-Lost.....	0-0	1-1
Penalties-Yards.....	7-50	2-24
Possession Time.....	29:29	30:31
Third-Down Conversions.....	7 of 17	7 of 11
Fourth-Down Conversions.....	2 of 2	2 of 2
Red-Zone Scores-Chances.....	2-2	7-7
Sacks By: Number-Yards.....	1-9	5-42

RUSHING: Old Dominion - COX, Jeremy 9-91; JACKSON, G. 4-21; LAWRY, Ray 9-14; CATE, Bailey 1-9; PASCAL, Zach 1-9; MARRINER, Josh 1-1; LARUSSA, Blake 1-minus 9; WASHINGTON, D. 6-minus 19. **NC State**-Dayes, M. 14-71; Nichols, D. 7-29; Samuels, J. 3-22; Gallaspy, R. 5-20; Frasier, J. 2-8; McClendon, J. 2-4; Meyers, J. 1-2; Trowell, M. 1-2; Finley, R. 4-0.

PASSING: Old Dominion - WASHINGTON, D. 16-26-0-200; LARUSSA, Blake 1-1-0-4. **NC State** - Finley, R. 24-28-0-285; McClendon, J. 3-4-0-31.

RECEIVING: Old Dominion - PASCAL, Zach 8-104; VAUGHN, Melvin 3-39; FULGHAM, Travis 2-36; DUHART, J. 2-13; COX, Jeremy 1-8; LITTLE, Marques 1-4. **NC State** - Louis, S. 5-80; Dayes, M. 4-53; Meyers, J. 3-50; Harmon, K. 3-41; Samuels, J. 3-28; Cherry, B. 2-22; Trowell, M. 2-11; Nichols, D. 1-19; Cook, C. 1-8; Locklear, G. 1-5; Moss, T. 1-3; Gallaspy, R. 1-minus 4.



Jeremy Cox

Game Four: ODU vs. UTSA

Monarchs Defeat UTSA, 33-19, in C-USA Opener

NORFOLK, Va. -- Jeremy Cox and Jonathan Duhart each scored two touchdowns to lead Old Dominion over UTSA, 33-19, in the Conference USA opener on Saturday at Foreman Field at S.B. Ballard Stadium.

Cox also ran for a career-high 107 yards to lead a Monarch offense that recorded 445 total yards. David Washington went 21-of-35 for 207 yards and two touchdowns, both to Duhart, and also added 69 yards on the ground.

The ODU defense, which held UTSA to just seven points in the first half, forced a pair of Roadrunner turnovers and recorded four sacks.

Old Dominion (2-2, 1-0) carried a 19-7 lead into halftime. UTSA (1-3, 0-1) closed the gap to as little as six at 25-19 at the end of the third quarter, but Washington's one-yard touchdown pass to Duhart early in the fourth put the Monarchs back up by two scores.

Old Dominion got on the board first with a five-yard touchdown run from Jeremy Cox. Cox capped a three play, 58-yard drive, as the touchdown was set up by a career long 41-yard run from David Washington. The extra point was no good as ODU went on top 6-0.

UTSA took the lead on a 13 play, 81-yard drive as Jarveon Williams scored on a seven yard run. All 81 yards came on the ground. The extra point was good and UTSA took a 7-6 lead early in the second quarter.

The Monarchs made the score 13-7, 26 seconds before halftime on a two-yard touchdown run by David Washington to cap an eight play, 80 yard drive set up by a Brandon Addison interception.

Defensively, ODU was led by TJ Ricks' 14 tackles, while Brandon Addison recorded the first interception of his career.

OLD DOMINION 33, UTSA 19
Foreman Field at S.B. Ballard • Norfolk, Va.
September 24, 2016 • Attendance: 20118

SCORE BY QUARTERS:

	1st	2nd	3rd	4th	Final
UTSA.....	0	7	12	0	19
Old Dominion.....	6	7	12	8	33

Scoring Summary:

1st 09:06 ODU - COX, Jeremy 5 yd run (CATE, Bailey kick failed), 3-58 1:02, UTSA 0 - ODU 6
 2nd 11:44 UTSA - Williams,J 7 yd run (Falcon kick), 13-81 5:29, UTSA 7 - ODU 6
 00:26 ODU - WASHINGTON, D. 2 yd run (CATE, Bailey kick), 8-80 1:21, UTSA 7 - ODU 13
 3rd 12:02 ODU - COX, Jeremy 3 yd run (CATE, Bailey kick blocked), 6-23 2:38, UTSA 7 - ODU 19
 12:02 UTSA - McGhee PAT return,, UTSA 9 - ODU 19
 09:41 UTSA - Falcon 26 yd field goal, 6-66 2:21, UTSA 12 - ODU 19
 04:50 ODU - DUHART, J. 2 yd pass from WASHINGTON, D. (WASHINGTON, D. rush failed), 13-82 4:45, UTSA 12 - ODU 25
 00:46 UTSA - Johnson 8 yd pass from Jones,B (Falcon kick), 10-74 3:58, UTSA 19 - ODU 25
 4th 11:55 ODU - DUHART, J. 1 yd pass from WASHINGTON, D. (COX, Jeremy rush), 9-82 3:46, UTSA 19 - ODU 33

	UTSA	ODU
FIRST DOWNS.....	21	27
RUSHES-YARDS (NET).....	39-131	45-238
PASSING YDS (NET).....	211	207
Passes Att-Comp-Int.....	30-15-1	35-21-0
TOTAL OFFENSE PLAYS-YARDS.....	69-342	80-445
Fumble Returns-Yards.....	0-0	0-0
Punt Returns-Yards.....	1-13	6-50
Kickoff Returns-Yards.....	5-81	2-24
Interception Returns-Yards....	0-0	1-0
Punts (Number-Avg).....	6-45.3	5-33.8
Fumbles-Lost.....	4-1	2-0
Penalties-Yards.....	8-69	3-30
Possession Time.....	27:03	32:57
Third-Down Conversions.....	5 of 14	6 of 15
Fourth-Down Conversions.....	0 of 1	0 of 2
Red-Zone Scores-Chances.....	3-3	5-7
Sacks By: Number-Yards.....	0-0	4-34

RUSHING: UTSA - Williams,J 21-93; Rhodes 12-68; Johnson 1-4; Team 1-0; Sturm 4-minus 34. **Old Dominion** - COX, Jeremy 22-103; WASHINGTON, D. 6-69; LAWRY, Ray 9-42; PASCAL, Zach 3-19; JACKSON, G. 3-9; TEAM 1-minus 2; CATE, Bailey 1-minus 2.

PASSING: UTSA - Sturm 8-17-1-103; Johnson 6-12-0-100; Jones,B 1-1-0-8. **Old Dominion** - WASHINGTON, D. 21-35-0-207.

RECEIVING: UTSA - Stewart 4-80; Jones,B 3-51; Thomas Jr. 3-24; Rhodes 2-34; Taylor 1-12; Johnson 1-8; Williams,S 1-2. **Old Dominion** - DUHART, J. 6-86; FULGHAM, Travis 5-55; PASCAL, Zach 5-42; LAWRY, Ray 1-12; HAYES, Eri/Reon 1-10; COX, Jeremy 1-4; STRONG, Kesean 1-3; VAUGHN, Melvin 1-minus 5.



Bunmi Rotimi

Game Five: ODU at Charlotte

ODU Cruises to 52-17 Win at Charlotte

CHARLOTTE, N.C. - Old Dominion University Football jumped out to a 28-3 lead in the first half at Charlotte and cruised to a 52-17 win over the 49ers Saturday night at Jerry Richardson Stadium.

Old Dominion's (3-2, 2-0) 52 points are the most the Monarchs have scored against a Conference USA opponent, and the 17 points are the fewest it has given up against a C-USA foe. The margin of victory is also the biggest against a conference team.

ODU took a 31-10 lead into the break, giving up a touchdown to Charlotte with two seconds left in the first half. Charlotte recorded an interception on ODU's first drive of the second half but ODU forced a Charlotte three and out. Following an ODU punt, Tim Ward sacked the Charlotte quarterback, forced and recovered a fumble to set up a Jeremy Cox one-yard touchdown to make the score 38-10 and the Monarchs never looked back.

Isaiah Harper added a nine-yard touchdown catch from Washington, the first score of his career, and Gemonta Jackson ripped off a 37-yard touchdown run, the longest run of his career and first career touchdown.

Old Dominion got on the board first, as Charlotte tried to punt on their second possession, but the snap to the punter was low and Justin Noye tackled the punter for a 17-yard loss to the 21 yard line. ODU took over and scored on a Jeremy Cox one-yard run to take a 7-0 lead.

The following possession, Sean Carter intercepted the first pass of his career for the Monarchs. On third and 12, David Washington found Isaiah Harper for a 45-yard completion to the one, and Cox punched it in from there for a 14-0 ODU lead.

After a Charlotte field goal, ODU made the score 21-3 on a 25-yard touchdown pass from Washington to Pascal. The big play on the drive was a 40-yard reception by Kesean Strong.

ODU tacked on another score with a 55-yard touchdown pass from Washington to Travis Fulgham for a 28-3 lead.

Brad Davis kicked a 35-yard field goal to put ODU on top, 31-3. The key play of the drive was a 23-yard pass from Washington to Pascal.

Charlotte tacked a touchdown on the board with two seconds left in the first half as Kalif Phillips caught a 42-yard score from Kevin Olsen to make the halftime score 31-10 Old Dominion.



OLD DOMINION 52, CHARLOTTE 17
Jerry Richardson Stadium • Charlotte, N.C.
October 1, 2016 • Attendance: 12,589

SCORE BY QUARTERS:

	1st	2nd	3rd	4th	Final
Old Dominion.....	21	10	21	0	52
Charlotte.....	3	7	0	7	17

Scoring Summary:

1st 09:57 ODU - COX, Jeremy 1 yd run (DAVIS, Brad kick), 4-21 1:19, ODU 7 - CHA 0
06:54 ODU - COX, Jeremy 1 yd run (DAVIS, Brad kick), 5-44 2:14, ODU 14 - CHA 0
02:12 CHA - MUSCARELLO, S. 23 yd field goal, 4-8 1:27, ODU 14 - CHA 3
00:30 ODU - PASCAL, Zach 25 yd pass from WASHINGTON, D. (DAVIS, Brad kick), 4-77 1:42, ODU 21 - CHA 3
2nd 12:29 ODU - FULGHAM, Travis 55 yd pass from WASHINGTON, D. (DAVIS, Brad kick), 2-66 0:39, ODU 28 - CHA 3
04:56 ODU - DAVIS, Brad 35 yd field goal, 12-45 4:14, ODU 31 - CHA 3
00:02 CHA - PHILLIPS, Kalif 42 yd pass from OLSEN, Kevin (MUSCARELLO, S. kick), 6-67 0:44, ODU 31 - CHA 10
3rd 10:24 ODU - COX, Jeremy 1 yd run (DAVIS, Brad kick), 3-7 1:01, ODU 38 - CHA 10
04:15 ODU - HARPER, Isaiah 9 yd pass from WASHINGTON, D. (DAVIS, Brad kick), 8-37 3:16, ODU 45 - CHA 10
00:15 ODU - JACKSON, G. 37 yd run (DAVIS, Brad kick), 5-60 2:36, ODU 52 - CHA 10
4th 02:57 CHA - KLUGH, Hasaan 3 yd run (MUSCARELLO, S. kick), 11-94 4:49, ODU 52 - CHA 17

	ODU	CHA
FIRST DOWNS.....	22	22
RUSHES-YARDS (NET).....	40-207	49-178
PASSING YDS (NET).....	274	176
Passes Att-Comp-Int.....	29-17-1	36-18-1
TOTAL OFFENSE PLAYS-YARDS.....	69-481	85-354
Fumble Returns-Yards.....	1-25	0-0
Punt Returns-Yards.....	2-9	0-0
Kickoff Returns-Yards.....	4-49	9-155
Interception Returns-Yards....	1-0	1-1
Punts (Number-Avg).....	3-33.0	5-36.4
Fumbles-Lost.....	2-1	2-2
Penalties-Yards.....	10-85	5-25
Possession Time.....	29:52	30:08
Third-Down Conversions.....	8 of 13	5 of 17
Fourth-Down Conversions.....	0 of 1	1 of 5
Red-Zone Scores-Chances.....	5-6	2-2
Sacks By: Number-Yards.....	3-27	0-0

RUSHING: Old Dominion - JACKSON, G. 9-55; SIMMONS, B. 10-38; COX, Jeremy 10-36; WASHINGTON, D. 5-29; MARRINER, Josh 2-25; PASCAL, Zach 3-25; LARUSSA, Blake 1-minus 1. **Charlotte** - JOHNSON, Matt 10-61; PHILLIPS, Kalif 16-57; KLUGH, Hasaan 6-40; WASHINGTON, R. 7-34; LEMAY, Ben 5-22; Team 1-minus 17; OLSEN, Kevin 4-minus 19.

PASSING: Old Dominion - WASHINGTON, D. 14-25-1-256; LARUSSA, Blake 3-4-0-18. **Charlotte** - OLSEN, Kevin 14-31-1-145; KLUGH, Hasaan 4-5-0-31.

RECEIVING: Old Dominion - PASCAL, Zach 5-68; FULGHAM, Travis 2-64; HARPER, Isaiah 2-54; VAUGHN, Melvin 2-19; STRONG, Kesean 1-40; JACKSON, G. 1-12; DUHART, J. 1-7; HAYES, Eri'Reon 1-5; SIMMONS, B. 1-4; COX, Jeremy 1-1. **Charlotte** - DUKE, Austin 4-30; FORD II, T.L. 4-18; PHILLIPS, Kalif 2-52; KOFA, Workpeh 2-27; HOFFMAN, Kyle 1-15; MULLEN, Nate 1-8; WASHINGTON, R. 1-8; QUATTLEBAUM, M. 1-7; MONTGOMERY, C. 1-7; FOGGIE, Juwan 1-4.

Game Six: ODU vs. Massachusetts

Cox Powers ODU Past UMass, 36-16

NORFOLK, Va. -- Jeremy Cox ran for 162 yards and two touchdowns to lead Old Dominion over UMass, 36-16, on Friday evening at Foreman Field at S.B. Ballard Stadium.

Old Dominion (4-2) finished the game with a season-high 522 total yards of offense. Ray Lawry added 88 yards and a touchdown on the ground and David Washington completed 20 of his 35 pass attempts for 248 yards and a touchdown.

Midway through the third quarter UMass pulled to within six at 22-16, but ODU followed with a seven play, 73-yard drive as Ray Lawry scored an 18-yard touchdown on 4th and 2 to make the score 29-16.

Jeremy Cox scored his second TD of the game, an 18-yarder to make the score 36-16, while the defense iced the game with interceptions from Rob Thompson and Shadow Williams.

The ODU defense gave up just 167 yards in the second half.

ODU scored on their first drive of the game with an eight-yard touchdown pass from David Washington to Travis Fulgham. The Monarchs drove 71 yards in 10 plays to take the 7-0 lead.

The Monarchs tacked on a 26-yard field goal from Brad Davis to take a 10-0 lead. The big play on the drive was a 56-yard completion from Washington to Jonathan Duhart to the UMass five.

Marquis Young got UMass on the board with a 12-yard touchdown run to make the score 10-7 early in the second quarter.

ODU added a 16-yard Jeremy Cox touchdown run to take a 16-9 lead, however, UMass blocked the extra point and returned it for a two-point conversion.

Davis' 38 yard field goal with 10 seconds left in the first half gave ODU a 19-9 halftime lead.

Defensively, Rob Thompson and Shadow Williams each recorded an interception, while Bunmi Rotimi, Anthony Wilson and Jude Brenya each tallied a sack.

Zach Pascal led the receivers with six catches for 92 yards while Jonathan Duhart had three grabs for 77 yards, and Travis Fulgham had four receptions for 27 yards and a touchdown.

Justice Davila led the defense with nine tackles, while Aaron Young and Sean Carter had six apiece.



Jeremy Cox

OLD DOMINION 36, UMass 16
Foreman Field at S.B. Ballard Stadium • Norfolk, Va.
October 7, 2016 • Attendance: 20,118

SCORE BY QUARTERS:

	1st	2nd	3rd	4th	Final
UMASS.....	0	9	7	0	16
Old Dominion.....	10	9	10	7	36

Scoring Summary:

1st 10:45 ODU - FULGHAM, Travis 8 yd pass from WASHINGTON, D. (DAVIS, Brad kick), 10-7 4:15, UMass 0 - ODU 7
 04:57 ODU - DAVIS, Brad 26 yd field goal, 7-84 2:57, UMass 0 - ODU 10
 2nd 13:57 UMass - Young, M. 12 yd run (Caggiano, M. kick), 3-75 0:55, UMass 7 - ODU 10
 09:46 ODU - COX, Jeremy 16 yd run (DAVIS, Brad kick blockd), 9-73 4:05, UMass 7 - ODU 16
 09:46 UMass - Casali, S. PAT return, , UMass 9 - ODU 16
 00:10 ODU - DAVIS, Brad 38 yd field goal, 13-64 4:41, UMass 9 - ODU 19
 3rd 08:22 ODU - DAVIS, Brad 35 yd field goal, 9-63 3:52, UMass 9 - ODU 22
 05:38 UMass - Isabella, A. 11 yd pass from Ford, A. (Caggiano, M. kick), 7-73 2:39, UMass 16 - ODU 22
 00:32 ODU - LAWRY, Ray 18 yd run (DAVIS, Brad kick), 5-62 1:58, UMass 16 - ODU 29
 4th 08:39 ODU - COX, Jeremy 18 yd run (DAVIS, Brad kick), 11-73 5:08, UMass 16 - ODU 36

	UMASS	ODU
FIRST DOWNS.....	22	29
RUSHES-YARDS (NET).....	34-159	47-274
PASSING YDS (NET).....	237	248
Passes Att-Comp-Int.....	33-16-2	35-20-0
TOTAL OFFENSE PLAYS-YARDS....	67-396	82-522
Fumble Returns-Yards.....	0-0	0-0
Punt Returns-Yards.....	1-27	0-0
Kickoff Returns-Yards.....	5-79	3-72
Interception Returns-Yards....	0-0	2-14
Punts (Number-Avg).....	5-35.0	3-42.3
Fumbles-Lost.....	2-0	0-0
Penalties-Yards.....	10-85	5-49
Possession Time.....	23:30	36:30
Third-Down Conversions.....	2 of 10	8 of 18
Fourth-Down Conversions.....	0 of 2	2 of 4
Red-Zone Scores-Chances.....	2-3	7-7
Sacks By: Number-Yards.....	3-13	4-26

RUSHING: UMass - Young, M. 22-153; Comis, R. 3-15; Isabella, A. 1-11; Lindsay, S. 1-5; Ally, B. 2-1; TEAM 1-0; Ford, A. 4-minus 26.

Old Dominion - COX, Jeremy 24-162; LAWRY, Ray 12-88; WASHINGTON, D. 8-15; JACKSON, G. 3-9.

PASSING: UMass - Ford, A. 11-21-2-189; Comis, R. 3-7-0-12; West, R. 2-4-0-36; Davis, B. 0-1-0-0.

Old Dominion - WASHINGTON, D. 20-35-0-248.

RECEIVING: UMass - Isabella, A. 4-26; Breneman, A. 3-26; Jonah, D. 2-83; Davis, B. 2-25; Reynolds, T. 1-23; Lee, M. 1-22; Lindsay, S. 1-14; Palmer, S. 1-13; Young, M. 1-5. **Old Dominion** - PASCAL, Zach 6-92; FULGHAM, Travis 4-27; DUHART, J. 3-77; VAUGHN, Melvin 3-42; COX, Jeremy 3-11; HARPER, Isaiah 1-minus 1.

Game Seven: ODU at WKU

ODU Falls at WKU, 59-24

BOWLING GREEN, Ky. – Old Dominion University Football gave up 52 first half points at WKU as the Monarchs fell 59-24 in Bowling Green Saturday night.

WKU scored the first 35 points before ODU got on the board with a Travis Fulgham touchdown in the second quarter.

The Monarchs drove 77-yards on nine plays to open the second half as Jeremy Cox scored on an eight-yard run. Aaron Young followed with an interception that ODU turned into a Brad Davis field goal to make the score 52-24 midway through the third quarter.

WKU received the opening kickoff and drove 85 yards in three plays as Anthony Wales rushed for a 44-yard touchdown to put the Hilltoppers up 7-0.

The Hilltoppers pushed the lead to 14-0 on an 11 play, 82 yard drive as Mike White hit Taywan Taylor for a six-yard touchdown pass.

WKU added a touchdown late in the first quarter on a three-yard run from Quinton Baker that capped a 33-yard drive.

WKU scored early in the second quarter, following a 44-yard punt return, White connected with Taylor for a 14-yard touchdown pass to make the score 28-0.

Taylor scored his third touchdown of the first half from White with a 54-yard reception to make the score 35-0.

Travis Fulgham got ODU on the board with a 53-yard touchdown reception from David Washington midway through the second quarter to make the score 35-7.

Anthony Wales added his second touchdown of the first half, a three-yard run, to put WKU on top 42-7 and a Nicholas Norris touchdown made the lead 49-7.

Washington tossed another 53-yard touchdown pass, this time to Zach Pascal, to make the score 49-14. WKU added a field goal to make the halftime score 52-14.



Nick Clarke

WKU 59, OLD DOMINION 24
Houchens-Smith Stadium • Bowling Green, Ky,
October 22, 2016 • Attendance: 18676

SCORE BY QUARTERS:

	1st	2nd	3rd	4th	Final
Old Dominion.....	0	14	10	0	24
WKU.....	21	31	0	7	59

Scoring Summary:

1st 13:50 WKU - WALES, Anthony 44 yd run (SIMCOX, Skyler kick), 3-85
1:10, ODU 0 - WKU 7
07:08 WKU - TAYLOR, Taywan 6 yd pass from WHITE, Mike (SIMCOX, Skyler kick), 11-82 5:10, ODU 0 - WKU 14
03:15 WKU - BAKER, Quinton 3 yd run (SIMCOX, Skyler kick), 5-33 2:03, ODU 0 - WKU 21
2nd 14:50 WKU - TAYLOR, Taywan 14 yd pass from WHITE, Mike (SIMCOX, Skyler kick), 3-16 0:29, ODU 0 - WKU 28
09:27 WKU - TAYLOR, Taywan 54 yd pass from WHITE, Mike (SIMCOX, Skyler kick), 5-85 2:12, ODU 0 - WKU 35
04:00 ODU - FULGHAM, Travis 53 yd pass from WASHINGTON, D. (DAVIS, Brad kick), 2-63 0:48, ODU 7 - WKU 35
03:26 WKU - WALES, Anthony 3 yd run (SIMCOX, Skyler kick), 2-25 0:34, ODU 7 - WKU 42
00:58 WKU - NORRIS, N. 45 yd pass from WHITE, Mike (SIMCOX, Skyler kick), 3-68 0:51, ODU 7 - WKU 49
00:30 ODU - PASCAL, Zach 53 yd pass from WASHINGTON, D. (DAVIS, Brad kick), 2-66 0:28, ODU 14 - WKU 49
00:00 WKU - SIMCOX, Skyler 39 yd field goal, 4-43 0:30, ODU 14 - WKU 52
3rd 11:46 ODU - COX, Jeremy 8 yd run (DAVIS, Brad kick), 9-77 3:14, ODU 21 - WKU 52
07:38 ODU - DAVIS, Brad 26 yd field goal, 4--4 1:25, ODU 24 - WKU 52
4th 12:39 WKU - TRIGG, Marquez 1 yd run (SIMCOX, Skyler kick), 6-58 2:35, ODU 24 - WKU 59

	ODU	WKU
FIRST DOWNS.....	13	29
RUSHES-YARDS (NET).....	23-67	35-246
PASSING YDS (NET).....	263	378
Passes Att-Comp-Int.....	34-19-1	33-28-1
TOTAL OFFENSE PLAYS-YARDS....	57-330	68-624
Fumble Returns-Yards.....	0-0	0-0
Punt Returns-Yards.....	1-1	1-44
Kickoff Returns-Yards.....	7-140	5-116
Interception Returns-Yards....	1-24	1-0
Punts (Number-Avg).....	7-39.3	2-42.0
Fumbles-Lost.....	0-0	0-0
Penalties-Yards.....	7-61	7-81
Possession Time.....	27:24	32:36
Third-Down Conversions.....	2 of 13	8 of 12
Fourth-Down Conversions.....	1 of 3	0 of 1
Red-Zone Scores-Chances.....	2-2	5-5
Sacks By: Number-Yards.....	0-0	0-0

RUSHING: Old Dominion - COX, Jeremy 8-33; LAWRY, Ray 8-27; MARRINER, Josh 1-5; JACKSON, G. 2-2; PASCAL, Zach 1-1; WASHINGTON, D. 3-minus 1. **WKU**- WALES, Anthony 15-157; BAKER, Quinton 12-68; TRIGG, Marquez 8-21.

PASSING: Old Dominion - WASHINGTON, D. 17-28-0-236; LARUSSA, Blake 2-6-1-27. **WKU** - WHITE, Mike 28-32-1-378; FERGUSON, Tyler 0-1-0-0.

RECEIVING: Old Dominion - PASCAL, Zach 4-93; FULGHAM, Travis 4-88; LITTLE, Marques 3-21; VAUGHN, Melvin 2-18; COX, Jeremy 2-3; LAWRY, Ray 2-minus 2; DUHART, J. 1-31; HARPER, Isaiah 1-11. **WKU** - TAYLOR, Taywan 10-123; NORRIS, N. 6-90; JACKSON, Lucky 3-41; FANT, Nacarius 3-31; TOWNER, Kylan 2-39; WALES, Anthony 2-25; DONATELL, S. 1-22; BAKER, Quinton 1-7.

Game Eight: ODU at UTEP

Strong Second Half Propels ODU to 31-21 Win at UTEP

EL PASO, TEXAS – Ray Lawry rushed for 131 yards and two touchdowns in the second half as Old Dominion University Football grinded out 261 yards of offense in the second half to defeat UTEP 31-21 Saturday night in El Paso.

UTEP (2-6, 1-4) took the opening kickoff of the second half and drove 75 yards in nearly nine minutes and scored on an Aaron Jones five-yard touchdown run to take a 13-7 lead. Rashaad Coward blocked the extra point.

Old Dominion (5-3, 3-1) followed with a seven play, 75-yard drive capped by a 15-yard touchdown pass from David Washington to Melvin Vaughn. On the play, Washington scrambled left and flipped a pass to Vaughn who broke two tackles and dove into the end zone to give ODU a 17-13 lead.

The Monarchs added to their lead as Lawry broke free for a 40-yard touchdown run. Lawry's run gave him his 31st career rushing touchdown, the ODU career record.

Early in the fourth quarter ODU padded its lead with another Lawry score, this from a yard out. The score was set up by a 77-yard catch and run from Washington to Jonathan Duhart, the longest play so far this season for ODU.

UTEP added a late Ryan Metz to Cole Freytag touchdown for the final margin.

ODU kicked off the scoring with an efficient 12 play, 75-yard drive capped by a David Washington to Travis Fulgham seven-yard touchdown reception. Washington hit Zach Pascal for a 22-yard first down on third and seven and Jeremy Cox converted a fourth and one a play before the touchdown.

Following a Sean Carter interception, ODU failed to pick up a first down but Brad Davis drilled a career long 43-yard field goal for a 10-0 ODU lead midway through the first quarter

UTEP closed the gap to 10-7 right before halftime, driving 91-yards in 13 plays as Aaron Jones hit Hayden Plinke for a three-yard touchdown pass with 30 seconds left in the half.

Washington completed 14-of-22 passes for 262 yards, two touchdowns and an interception. Duhart had five catches for 155 yards, while Fulgham had three receptions for 44 yards and Zach Pascal had three grabs for 42 yards.



©Shane Ximines and Miles Fox

OLD DOMINION 31, UTEP 21
Sun Bowl • El Paso, Texas
October 29, 2016 • Attendance: 19254

SCORE BY QUARTERS:

	1st	2nd	3rd	4th	Final
Old Dominion.....	10	0	7	14	31
UTEP.....	0	7	6	8	21

Scoring Summary:

1st 09:00 ODU - FULGHAM, Travis 7 yd pass from WASHINGTON, D. (DAVIS, Brad kick), 12-75 6:00, ODU 7 - UTEP 0
 05:16 ODU - DAVIS, Brad 43 yd field goal, 4--8 2:07, ODU 10 - UTEP 0
 2nd 00:30 UTEP - PLINKE, Hayden 3 yd pass from JONES, Aaron (MATTOX, Jay kick), 13-91 6:14, ODU 10 - UTEP 7
 3rd 06:24 UTEP - JONES, Aaron 5 yd run (MATTOX, Jay kick blockd), 13-75 8:36, ODU 10 - UTEP 13
 03:42 ODU - VAUGHN, Melvin 15 yd pass from WASHINGTON, D. (DAVIS, Brad kick), 7-75 2:42, ODU 17 - UTEP 13
 4th 14:15 ODU - LAWRY, Ray 40 yd run (DAVIS, Brad kick), 3-68 0:59, ODU 24 - UTEP 13
 12:05 ODU - LAWRY, Ray 1 yd run (DAVIS, Brad kick), 2-73 1:06, ODU 31 - UTEP 13
 01:49 UTEP - FREYTAG, Cole 9 yd pass from METZ, Ryan (LAUFASA, Darrin pass from METZ, Ryan), 4-29 1:24, ODU 31 - UTEP 21

	ODU	UTEP
FIRST DOWNS.....	15	24
RUSHES-YARDS (NET).....	30-131	35-132
PASSING YDS (NET).....	262	205
Passes Att-Comp-Int.....	22-14-1	37-22-1
TOTAL OFFENSE PLAYS-YARDS.....	52-393	72-337
Fumble Returns-Yards.....	1-0	0-0
Punt Returns-Yards.....	1-12	1-39
Kickoff Returns-Yards.....	0-0	4-60
Interception Returns-Yards....	1-22	1-7
Punts (Number-Avg).....	4-42.5	4-50.0
Fumbles-Lost.....	0-0	1-1
Penalties-Yards.....	5-52	2-10
Possession Time.....	25:59	34:01
Third-Down Conversions.....	1 of 8	4 of 14
Fourth-Down Conversions.....	1 of 1	2 of 4
Red-Zone Scores-Chances.....	4-4	3-4
Sacks By: Number-Yards.....	2-14	2-22

RUSHING: Old Dominion - LAWRY, Ray 17-131; COX, Jeremy 7-22; PASCAL, Zach 1-9; TEAM 2-minus 4; WASHINGTON, D. 3-minus 27.
UTEP - JONES, Aaron 25-94; JOHNSON, Kavika 2-17; DAWN, Walter 3-16; METZ, Ryan 5-5.

PASSING: Old Dominion - WASHINGTON, D. 14-22-1-262.
 UTEP-METZ, Ryan 21-36-1-202; JONES, Aaron 1-1-0-3.

RECEIVING: Old Dominion - DUHART, J. 5-155; FULGHAM, Travis 3-44; PASCAL, Zach 3-42; VAUGHN, Melvin 2-18; COX, Jeremy 1-3.
UTEP - FREYTAG, Cole 7-84; PLINKE, Hayden 5-53; JONES, Aaron 3-15; SINEGAL, Eddie 2-13; JUNIEL, Terry 2-12; REDIX, Warren 1-13; TAYLOR, Kent 1-10; BATSON, Tyler 1-5.

Game Nine: ODU vs. Marshall

ODU Becomes Bowl Eligible With 38-14 Win Over Marshall

NORFOLK, Va. -- In just its eighth year of football and second full season playing at the FBS level, Old Dominion University became bowl eligible with a 38-14 win over Marshall Saturday night in Norfolk.

Ray Lawry ran for a season-high 209 yards and a touchdown, while David Washington threw for 199 yards and three touchdowns, as Old Dominion (6-3, 4-1 C-USA) outgained Marshall (2-7, 1-4 C-USA), 461-214, on the evening. The Monarchs held the Thundering Herd to 144 total yards until the final drive of the game.

The Monarchs led 21-7 at halftime, and the defense held Marshall to a three and out on the first drive of the second half. ODU drove 68 yards in five plays as David Washington hit Travis Fulgham for a three-yard touchdown pass to make the score 28-7.

ODU worked a 13 play, 63-yard drive that finished with a 20-yard Brad Davis field goal to make the score 31-7 and finished the ODU scoring with a one-yard touchdown run by Blake LaRussa to put the exclamation point on a 17 play, 63-yard drive to make the score 38-7.

Old Dominion took the lead on the opening drive of the game with a David Washington to Jonathan Duhart nine-yard touchdown pass to cap a nine play, 75-yard drive.

Ray Lawry made the score 14-0 as he completed a 79-yard drive with a 33-yard touchdown run around the left end. He began the drive with a 24-yard run.

Marshall made the score 14-7 with a 93-yard drive culminating in a five-yard Ryan Yurachek touchdown from Chase Litton.

The Monarchs came right back with a 75-yard drive on just five plays, as Washington connected with Zach Pascal for a 23-yard touchdown pass to make the score 21-7. Washington connected with Travis Fulgham and Isaiah Harper on third down conversions on the drive.



Andre Bernhard and Dr. Wood Selig

OLD DOMINION 38, Marshall 14
S.B. Ballard Stadium • Norfolk, Va.
November 5, 2016 • Attendance. 20118

SCORE BY QUARTERS:

	1st	2nd	3rd	4th	Final
MARSHALL.....	7	0	0	7	14
Old Dominion.....	14	7	10	7	38

Scoring Summary:

1st 10:32 ODU - DUHART, J. 9 yd pass from WASHINGTON, D. (DAVIS, Brad kick), 9-75 4:28, MAR 0 - ODU 7

07:05 ODU - LAWRY, Ray 33 yd run (DAVIS, Brad kick), 5-79 1:58, MAR 0 - ODU 14

00:35 MAR - YURACHEK, Ryan 5 yd pass from LITTON, Chase (CURRAJ, Amoreto kick), 8-93 3:29, MAR 7 - ODU 14

2nd 10:32 ODU - PASCAL, Zach 23 yd pass from WASHINGTON, D. (DAVIS, Brad kick), 9-75 5:03, MAR 7 - ODU 21

3rd 11:17 ODU - FULGHAM, Travis 3 yd pass from WASHINGTON, D. (DAVIS, Brad kick), 5-68 1:54, MAR 7 - ODU 28

00:36 ODU - DAVIS, Brad 20 yd field goal, 13-63 4:27, MAR 7 - ODU 31
4th 03:19 ODU - LARUSSA, Blake 1 yd run (DAVIS, Brad kick), 17-63 9:34, MAR 7 - ODU 38

00:02 MAR - BYRD, Emanuel 22 yd pass from MORRELL, Garett (CURRAJ, Amoreto kick), 8-70 3:06, MAR 14 - ODU 38

	MAR	ODU
FIRST DOWNS.....	10	26
RUSHES-YARDS (NET).....	20-76	50-262
PASSING YDS (NET).....	138	199
Passes Att-Comp-Int.....	29-20-0	27-16-0
TOTAL OFFENSE PLAYS-YARDS.....	49-214	77-461
Fumble Returns-Yards.....	0-0	0-0
Punt Returns-Yards.....	0-0	3-17
Kickoff Returns-Yards.....	6-109	0-0
Interception Returns-Yards....	0-0	0-0
Punts (Number-Avg).....	7-38.4	4-33.5
Fumbles-Lost.....	1-0	2-0
Penalties-Yards.....	5-39	2-10
Possession Time.....	24:38	35:22
Third-Down Conversions.....	3 of 12	6 of 14
Fourth-Down Conversions.....	1 of 2	3 of 3
Red-Zone Scores-Chances.....	1-1	4-4
Sacks By: Number-Yards.....	2-12	2-12

RUSHING: MARSHALL - PITTMAN, Tony 9-50; FOSTER, Hyleck 4-26; VEDVIK, Kaare 1-8; MORRELL, Garett 2-7; ANDERSON, A. 1-1; LITTON, Chase 3-minus 16. **Old Dominion** - LAWRY, Ray 27-209; PASCAL, Zach 3-34; MARRINER, Josh 4-8; COX, Jeremy 5-8; WASHINGTON, D. 6-3; LARUSSA, Blake 1-1; TEAM 1-0; STRONG, Kesean 3-minus 1.

PASSING: MARSHALL - LITTON, Chase 17-26-0-87; MORRELL, Garett 3-3-0-51. **Old Dominion** - WASHINGTON, D. 16-27-0-199.

RECEIVING: MARSHALL - KNIGHT, Josh 6-34; FOSTER, Hyleck 4-12; BYRD, Emanuel 3-26; YURACHEK, Ryan 2-26; PITTMAN, Tony 2-2; GREEN, Donquell 1-26; HUNT, Justin 1-7; ANDERSON, A. 1-5.

Old Dominion - DUHART, J. 5-68; FULGHAM, Travis 3-32; VAUGHN, Melvin 3-27; PASCAL, Zach 2-30; STRONG, Kesean 2-27; HARPER, Isaiah 1-15.

Game 10: ODU vs. SOUTHERN MISS

Monarchs Topple Southern Miss, 51-35

NORFOLK, Va. – Old Dominion University Football jumped out to a 42-7 lead over Southern Miss and finished off a 51-35 victory over the Golden Eagles Saturday evening at Foreman Field at S.B. Ballard Stadium.

Anthony Wilson finished with a game-high 17 tackles and a sack, one off of TJ Ricks' record of 18, while Ricks finished with 11 tackles, 2.5 tackles for loss, two forced fumbles and two fumble recoveries.

Old Dominion (7-3, 5-1) tied school records with five forced fumbles, four fumble recoveries and five takeaways, as well as six sacks.

Trailing 42-7, Southern Miss (5-5, 3-3) pulled within 42-28 with three-straight Ito Smith touchdowns. After an ODU punt, the Golden Eagles got the ball at their own 15. Tim Ward sacked Keon Howard on first down and Rashaad Coward sacked Howard in the end zone for a safety on third down to make the score 44-28.

The following Southern Miss possession, Bunmi Rotimi sacked and forced a fumble by Howard that Rashaad Coward recovered and ran in for a seven-yard touchdown to make the score 51-28.

Howard hit Marquise Ricard for a 55-yard touchdown pass under four minutes remaining to make the final score 51-35.

On Southern Miss's opening drive, Sean Carter forced a Keon Howard fumble that TJ Ricks recovered and took to the Southern Miss five-yard line. Three plays later, Ray Lawry bowled in from two yards out for a 7-0 ODU lead.

On the first play of the next Southern Miss drive, Ricks forced and recovered a Howard fumble at the Southern Miss 28. David Washington tossed a 22-yard completion to Jonathan Duhart and Lawry ran in from two-yards out for a 14-0 ODU lead.

Another Southern Miss turnover, a Brandon Addison interception, gave ODU the ball at the Golden Eagle 43. Lawry caught a 28-yard pass to set up a three-yard touchdown run from Jeremy Cox to make the score 21-0.

ODU made the score 28-7 on a five-yard touchdown pass from Washington to Duhart to complete a six play, 62-yard drive.

The Monarchs made the score 35-7 with 1:19 left in the first half on a Washington to Travis Fulgham 39-yard touchdown to complete a four play, 92-yard scoring drive.

The story of the day was the defense, as Wilson and Ricks led the way, but several others had big games. Sean Carter had eight tackles and a forced fumble. Oshane Ximines had five tackles, a sack and a forced fumble, while Coward had five tackles, a sack, a safety, and the touchdown return.



Sean Carter

OLD DOMINION 51, Southern Miss 35
Foreman Field at S.B. Ballard Stadium • Norfolk, Va.
November 12, 2016 • Attendance: 20,118

SCORE BY QUARTERS:

	1st	2nd	3rd	4th	Final
Southern Miss.....	0	7	14	14	35
Old Dominion.....	21	14	7	9	51

Scoring Summary:

1st 11:02 ODU - LAWRY, Ray 2 yd run (DAVIS, Brad kick), 3-5 0:47, USM 0 - ODU 7
09:45 ODU - LAWRY, Ray 2 yd run (DAVIS, Brad kick), 3-28 1:04, USM 0 - ODU 14
03:58 ODU - COX, Jeremy 3 yd run (DAVIS, Brad kick), 3-43 1:02, USM 0 - ODU 21
2nd 10:05 USM - HOWARD, Keon 2 yd run (BRAUCHLE, S. kick), 8-64 3:54, USM 7 - ODU 21
06:55 ODU - DUHART, J. 5 yd pass from WASHINGTON, D. (DAVIS, Brad kick), 6-62 3:04, USM 7 - ODU 28
01:19 ODU - FULGHAM, Travis 39 yd pass from WASHINGTON, D. (DAVIS, Brad kick), 4-92 2:05, USM 7 - ODU 35
3rd 11:29 ODU - COX, Jeremy 67 yd run (DAVIS, Brad kick), 3-69 0:53, USM 7 - ODU 42
06:54 USM - SMITH, Ito 1 yd run (BRAUCHLE, S. kick), 11-73 4:30, USM 14 - ODU 42
00:07 USM - SMITH, Ito 2 yd run (BRAUCHLE, S. kick), 12-82 4:34, USM 21 - ODU 42
4th 09:55 USM - SMITH, Ito 1 yd run (BRAUCHLE, S. kick), 8-93 2:36, USM 28 - ODU 42
07:44 ODU - TEAM safety, , USM 28 - ODU 44
04:13 ODU - COWARD, Rashaad 7 yd fumble recovery (DAVIS, Brad kick), , USM 28 - ODU 51
03:53 USM - RICARD, M. 55 yd pass from HOWARD, Keon (BRAUCHLE, S. kick), 1-55 0:13, USM 35 - ODU 51

	USM	ODU
FIRST DOWNS.....	21	10
RUSHES-YARDS (NET).....	55-222	31-170
PASSING YDS (NET).....	230	150
Passes Att-Comp-Int.....	24-12-1	19-13-0
TOTAL OFFENSE PLAYS-YARDS....	79-452	50-320
Fumble Returns-Yards.....	0-0	2-30
Punt Returns-Yards.....	1--1	1--3
Kickoff Returns-Yards.....	7-126	4-108
Interception Returns-Yards....	0-0	1-0
Punts (Number-Avg).....	3-36.7	8-37.8
Fumbles-Lost.....	6-4	0-0
Penalties-Yards.....	4-34	2-20
Possession Time.....	34:39	25:21
Third-Down Conversions.....	5 of 15	3 of 12
Fourth-Down Conversions.....	3 of 4	0 of 0
Red-Zone Scores-Chances.....	4-4	4-5
Sacks By: Number-Yards.....	1-4	6-57

RUSHING: Southern Miss - HOWARD, Keon 28-98; SMITH, Ito 20-97; PARKS, Tez 3-25; PAYNE, George 3-4; JONES, Isaiah 1-minus 2.
Old Dominion - COX, Jeremy 4-77; LAWRY, Ray 17-71; WASHINGTON, D. 3-28; TEAM 3-minus 3; PASCAL, Zach 4-minus 3.

PASSING: Southern Miss - HOWARD, Keon 12-24-1-230.
Old Dominion - WASHINGTON, D. 12-18-0-144; LARUSSA, Blake 1-1-0-6.

RECEIVING: Southern Miss - RICARD, M. 3-84; STAGGERS, A. 2-56; ROBERTSON, K. 2-34; ALLEN, Julian 2-9; WHITEHEAD, C. 1-27; SMITH, Ito 1-11; PARKS, Tez 1-9. **Old Dominion** - DUHART, J. 5-52; PASCAL, Zach 4-24; FULGHAM, Travis 1-39; LAWRY, Ray 1-28; STRONG, Kesean 1-7; VAUGHN, Melvin 1-0.

Game 11: ODU at Florida Atlantic

ODU Outscores FAU 29-3 in Second Half, Beats Owls 42-24

BOCA RATON, Fla. – Old Dominion University Football outscored Florida Atlantic 29-3 in the second half on their way to a 42-24 victory in Boca Raton Saturday night.

David Washington passed for a career-high 416 yards and five touchdowns, while Zach Pascal had nine catches for 178 yards and a touchdown as Old Dominion (8-3, 6-1) racked up 623 yards of total offense, 360 coming in the second half.

Duhart started the second half with a six-yard TD grab, followed by an acrobatic 45-yard grab from Pascal and another one-yard score from Duhart. Washington capped the second half scoring with an 84-yard score to Jeremy Cox, the longest ODU play since joining FBS.

The Monarchs trailed 21-13 at halftime but received the opening kickoff of the second half and drove 75-yards in nine plays capped by a Washington to Jonathan Duhart six-yard touchdown pass. Washington ran in a two-point conversion to tie the score at 21.

After the defense forced a three and out, Washington led the offense on a seven play, 91-yard drive and tossed a 45-yard touchdown pass to Pascal for the ODU 28-21 lead.

Greg Joseph kicked a 30-yard field goal to bring the Owls to within four at 28-24.

ODU came right back, driving 75-yards on seven plays as Washington hit Duhart for a third time, a one-yarder to make the score 35-24.

The Monarchs capped the scoring early in the fourth quarter as Jeremy Cox caught a swing pass to the left side, ran over a defender, and raced 84-yards for a touchdown to put the score at 42-24.

Florida Atlantic got on the board first as Greg Howell scored on a one-yard run to finish a 12 play, 57-yard scoring drive.

Brad Davis kicked a 19-yard field goal to get ODU on the board on its opening drive, capping a nine play, 77-yard drive. Washington completed 4-of-6 passes for 71 yards, hitting Zach Pascal three times for 60 yards.

Devin Singletary scored from two-yards out on the following FAU drive to put the Owls on top 14-3 with three minutes left in the first quarter.



Chad Hendricks

OLD DOMINION 42, FLORIDA ATLANTIC 24
FAU Stadium • Boca Raton, Fla.
November 19, 2016 • Attendance: 5843

SCORE BY QUARTERS:

	1st	2nd	3rd	4th	Final
ODU.....	3	10	22	7	42
FAU.....	14	7	3	0	24

Scoring Summary:

1st 10:13 FAU - HOWELL, Greg 1 yd run (Joseph, Greg I kick), 12-57 4:47, ODU 0 - FAU 7
07:00 ODU - Brad Davis 19 yd field goal, 9-77 3:13, ODU 3 - FAU 7
03:11 FAU - SINGLETARY, D 2 yd run (Joseph, Greg I kick), 8-63 3:49, ODU 3 - FAU 14
2nd 13:44 ODU - Jonathan Duhart 23 yd pass from David Washington (Brad Davis kick), 12-70 4:27, ODU 10 - FAU 14
10:20 FAU - SINGLETARY, D 5 yd run (Joseph, Greg I kick), 3-27 0:33, ODU 10 - FAU 21
03:16 ODU - Brad Davis 25 yd field goal, 15-67 7:04, ODU 13 - FAU 21
3rd 11:02 ODU - Jonathan Duhart 6 yd pass from David Washington (David Washington rush), 9-75 3:58, ODU 21 - FAU 21
05:57 ODU - Zach Pascal 45 yd pass from David Washington (Brad Davis kick), 7-91 3:25, ODU 28 - FAU 21
04:35 FAU - Joseph, Greg I 30 yd field goal, 5-40 1:22, ODU 28 - FAU 24
00:51 ODU - Jonathan Duhart 1 yd pass from David Washington (Brad Davis kick), 7-75 3:44, ODU 35 - FAU 24
4th 13:03 ODU - Jeremy Cox 84 yd pass from David Washington (Brad Davis kick), 2-86 0:56, ODU 42 - FAU 24

	ODU	FAU
FIRST DOWNS.....	31	16
RUSHES-YARDS (NET).....	43-207	34-144
PASSING YDS (NET).....	416	219
Passes Att-Comp-Int.....	36-26-0	28-15-0
TOTAL OFFENSE PLAYS-YARDS....	79-623	62-363
Fumble Returns-Yards.....	0-0	0-0
Punt Returns-Yards.....	1-7	0-0
Kickoff Returns-Yards.....	1-21	7-124
Interception Returns-Yards....	0-0	0-0
Punts (Number-Avg).....	2-21.0	3-64.3
Fumbles-Lost.....	0-0	0-0
Penalties-Yards.....	3-15	8-62
Possession Time.....	35:08	24:52
Third-Down Conversions.....	5 of 13	6 of 14
Fourth-Down Conversions.....	3 of 3	1 of 3
Red-Zone Scores-Chances.....	4-4	4-6
Sacks By: Number-Yards.....	1-8	1-3

RUSHING: ODU - Ray Lawry 25-117; Jeremy Cox 11-63; David Washington 4-21; Brandon Simmons 1-7; Zach Pascal 1-0; TEAM 1-minus 1. **FAU** - SINGLETARY, D 17-89; HOWELL, Greg 13-54; Driskel, Jason 4-1.

PASSING: ODU - David Washington 26-36-0-416. **FAU** - DRISKEL, Jason 15-27-0-219; Parr, Daniel 0-1-0-0.

RECEIVING: ODU - Zach Pascal 9-178; Jonathan Duhart 8-72; Isaiah Harper 4-42; Travis Fulgham 2-39; Jeremy Cox 1-84; Kesean Strong 1-4; Ray Lawry 1-minus 3. **FAU** - WOODS, Kalib 7-120; Cameron, Tyler 4-62; Terry, Nate 2-33; SOLOMON, Kamrin 1-7; SINGLETARY, D 1-minus 3.

Game 12: ODU vs. FIU

Lawry Leads ODU Past FIU, 42-28

NORFOLK, Va. -- Ray Lawry rushed for 194 yards and three touchdowns to lead Old Dominion over FIU, 42-28, on Saturday afternoon at Foreman Field at S.B. Ballard Stadium.

Old Dominion (9-3, 7-1 C-USA) opened the scoring with a 22-yard Lawry run after Aaron Young recorded his third interception of the season on FIU's (4-8, 4-4 C-USA) first play from scrimmage.

The teams entered halftime deadlocked at 14-14 and FIU then opened the second half with a pick-six to take its only lead of the game at 21-14. However, ODU responded with 21 unanswered points to build a 21-point lead with 10 minutes remaining.

Following the pick six, ODU drove 75 yards on six plays, all runs, as Lawry bulled in for a two-yard touchdown run to tie the score at 21.

After an FIU three and out, the Monarchs drove 80 yards in 10 plays as David Washington found Travis Fugham for an 18-yard touchdown pass to put ODU on top 28-21.

ODU kept their foot on the gas, adding a Jeremy Cox six-yard score and Lawry's third touchdown of the game, a 24-yarder to make the score 42-21.

FIU added a touchdown with 1:23 remaining for the final 42-28 margin.

Aaron Young intercepted the first pass of the game by Maurice Alexander and ODU drove 41 yards in four plays as Ray Lawry scored on a 22-yard touchdown run. Lawry carried for 25 yards on the drive and also caught an 11-yard pass.

FIU responded on the next drive, driving 75 yards in seven plays as Alexander hit Jonnu Smith for a 36-yard touchdown pass.

The Monarchs retook the lead on a six play, 50-yard drive as David Washington found Zach Pascal in the corner of the end zone for an 11-yard touchdown pass.

FIU tied the score at 14 with 51 seconds left, driving 45 yards as Christian Alexander hit A.J. Branisel for an 18-yard touchdown pass.

Zach Pascal led the team in receiving with eight receptions for 101 yards and a touchdown and Jeremy Cox added 62 yards and a touchdown on the ground. David Washington went 9-of-17 for 141 yards and two touchdowns.

Oshane Ximines led the Monarch defense with six tackles, two sacks, three tackles for loss and a forced fumble. TJ Ricks added six tackles and a sack.



Ray Lawry

OLD DOMINION 42, FIU 28
Foreman Field at S.B. Ballard • Norfolk, Va.
November 26, 2016 • Attendance: 20118

SCORE BY QUARTERS:

	1st	2nd	3rd	4th	Final
FIU.....	7	7	7	7	28
Old Dominion.....	14	0	14	14	42

Scoring Summary:

1st 13:09 ODU - LAWRY, Ray 22 yd run (DAVIS, Brad kick), 4-41 1:44, FIU 0 - ODU 7
09:39 FIU - SMITH, Jonnu 36 yd pass from ALEXANDER, M. (TAYLOR, Austin kick), 7-75 3:30, FIU 7 - ODU 7
03:00 ODU - PASCAL, Zach 11 yd pass from WASHINGTON, D. (DAVIS, Brad kick), 6-50 2:31, FIU 7 - ODU 14
2nd 00:51 FIU - BRANISEL, AJ 18 yd pass from ALEXANDER, C. (TAYLOR, Austin kick), 4-45 1:41, FIU 14 - ODU 14
3rd 14:15 FIU - BROWN, Isaiah 45 yd interception return (TAYLOR, Austin kick), , FIU 21 - ODU 14
12:07 ODU - LAWRY, Ray 2 yd run (DAVIS, Brad kick), 6-75 2:08, FIU 21 - ODU 21
05:22 ODU - FULGHAM, Travis 18 yd pass from WASHINGTON, D. (DAVIS, Brad kick), 10-80 4:18, FIU 21 - ODU 28
4th 13:50 ODU - COX, Jeremy 6 yd run (DAVIS, Brad kick), 5-69 2:11, FIU 21 - ODU 35
10:43 ODU - LAWRY, Ray 24 yd run (DAVIS, Brad kick), 5-49 1:36, FIU 21 - ODU 42
01:23 FIU - ALEXANDER, C. 20 yd run (TAYLOR, Austin kick), 13-79 3:58, FIU 28 - ODU 42

	FIU	ODU
FIRST DOWNS.....	16	27
RUSHES-YARDS (NET).....	36-97	51-312
PASSING YDS (NET).....	135	209
Passes Att-Comp-Int.....	23-11-1	25-15-1
TOTAL OFFENSE PLAYS-YARDS....	59-232	76-521
Fumble Returns-Yards.....	0-0	0-0
Punt Returns-Yards.....	1-6	2-1
Kickoff Returns-Yards.....	2-34	3-81
Interception Returns-Yards...	1-45	1-1
Punts (Number-Avg).....	7-33.3	3-40.0
Fumbles-Lost.....	1-0	3-2
Penalties-Yards.....	3-42	3-24
Possession Time.....	29:28	30:32
Third-Down Conversions.....	3 of 13	7 of 13
Fourth-Down Conversions.....	2 of 2	3 of 3
Red-Zone Scores-Chances.....	2-2	4-4
Sacks By: Number-Yards.....	0-0	4-20

RUSHING: FIU - GARDNER, Alex 10-53; JONES, Anthony 13-42; ALEXANDER, C. 6-30; ALEXANDER, M. 7-minus 28.
Old Dominion - LAWRY, Ray 24-194; COX, Jeremy 15-62; PASCAL, Zach 2-27; WASHINGTON, D. 8-23; COOPER, Justin 2-6.

PASSING: FIU - ALEXANDER, C. 8-17-0-82; ALEXANDER, M. 3-6-1-53.
Old Dominion - WASHINGTON, D. 9-17-1-141; LARUSSA, Blake 6-8-0-68.

RECEIVING: FIU - BRANISEL, AJ 3-44; SMITH, Jonnu 2-50; OWENS, Thomas 2-18; GARDNER, Alex 2-6; THOMAS, S. 1-9; SCOTT, Darrius 1-8.
Old Dominion - PASCAL, Zach 8-101; HARPER, Isaiah 2-43; DUHART, J. 2-24; LAWRY, Ray 2-23; FULGHAM, Travis 1-18.

Game 13: ODU vs. Eastern Michigan

HISTORY IS MADE: ODU WINS POPEYES BAHAMAS BOWL

NASSAU, BAHAMAS - Ray Lawry rushed for 133 yards and David Washington tossed three touchdown passes as Old Dominion defeated Eastern Michigan 24-20 in the Popeyes Bahamas Bowl to win the first bowl game in school history.

Old Dominion (10-3, 7-1 C-USA) took a 10-0 lead into halftime, but Eastern Michigan (7-6, 4-4 MAC) tied the score at 17 to end the third quarter.

Washington led ODU on a seven play, 72-yard drive capped by a five-yard touchdown pass to Jonathan Duhart. The defense made a pair of stops in the fourth quarter and ODU hung on for the historic win.

EMU cut the score to 10-7 on the first drive of the third quarter with a Brogan Roback to Sergio Bailey five-yard touchdown pass, but ODU came right back with a David Washington to Travis Fulgham 31-yard touchdown pass. Lawry started the drive with a 23-yard run.

Brad Davis got ODU on the board first with a 34-yard field goal to give the Monarchs a 3-0 lead. The kick capped a 16 play, 58-yard drive that was kept alive on a fake punt on fourth and 2, with Jeremy Cox picked up three yards. Ray Lawry ran for 25-yards on the opening drive.

ODU scored its first bowl touchdown in the second quarter on a 47-yard touchdown pass from David Washington to Zach Pascal to complete a six play, 80-yard drive, that was set up by a Denzel Williams interception in the end zone. Lawry had a 14-yard first down run on the drive.

OLD DOMINION 24, EASTERN MICHIGAN 20
Thomas A. Robinson Stadium • Nassau, Bahamas
DECEMBER 23, 2016 • Attendance: 13422

SCORE BY QUARTERS:

	1st	2nd	3rd	4th	Final
Eastern Michigan....	0	0	17	3	20
Old Dominion.....	3	7	7	7	24

Scoring Summary:

1st 07:43 ODU - DAVIS, Brad 34 yd field goal, 16-58 7:17, EMU 0 - ODU 3
 2nd 07:59 ODU - PASCAL, Zach 47 yd pass from WASHINGTON, D. (DAVIS, Brad kick), 6-80 2:23, EMU 0 - ODU 10
 3rd 12:04 EMU - BAILEY, Sergio 5 yd pass from ROBACK, Brogan (FRICANO, Paul kick), 9-76 2:50, EMU 7 - ODU 10
 09:50 ODU - FULGHAM, Travis 31 yd pass from WASHINGTON, D. (DAVIS, Brad kick), 5-72 2:08, EMU 7 - ODU 17
 07:25 EMU - NIUPALAU, J. 5 yd pass from ROBACK, Brogan (FRICANO, Paul kick), 7-71 2:20, EMU 14 - ODU 17
 00:12 EMU - FRICANO, Paul 24 yd field goal, 14-66 5:11, EMU 17 - ODU 17
 4th 12:56 ODU - DUHART, J. 5 yd pass from WASHINGTON, D. (DAVIS, Brad kick), 7-72 2:09, EMU 17 - ODU 24
 09:08 EMU - FRICANO, Paul 19 yd field goal, 10-77 3:39, EMU 20 - ODU 24

	EMU	ODU
FIRST DOWNS.....	28	20
RUSHES-YARDS (NET).....	38-170	39-206
PASSING YDS (NET).....	300	188
Passes Att-Comp-Int.....	47-26-1	20-11-1
TOTAL OFFENSE PLAYS-YARDS.....	85-470	59-394
Fumble Returns-Yards.....	0-0	0-0
Punt Returns-Yards.....	1-0	0-0
Kickoff Returns-Yards.....	5-89	3-78
Interception Returns-Yards....	1-27	1-0
Punts (Number-Avg).....	3-38.3	4-39.5
Fumbles-Lost.....	1-0	0-0
Penalties-Yards.....	3-15	5-65
Possession Time.....	32:30	27:30
Third-Down Conversions.....	13 of 20	5 of 11
Fourth-Down Conversions.....	0 of 1	1 of 1
Red-Zone Scores-Chances.....	4-5	2-2
Sacks By: Number-Yards.....	1-5	0-0


RUSHING: Eastern Michigan - BANHAM, Blake 13-63; TURNER, Breck 8-48; ERIKSEN, Ian 9-30; ROBACK, Brogan 6-28; DAUGHERTY, E. 1-5; HOLDER, Isaac 1-minus 4. **Old Dominion** - LAWRY, Ray 23-133; COX, Jeremy 10-47; PASCAL, Zach 3-25; WASHINGTON, D. 2-2; TEAM 1-minus 1.

PASSING: Eastern Michigan-ROBACK, Brogan 26-46-1-300; TEAM 0-1-0-0. **Old Dominion** - WASHINGTON, D. 11-20-1-188.

RECEIVING: Eastern Michigan - ARISTILDE, D. 7-80; DAUGHERTY, E. 6-72; BAILEY, Sergio 5-69; NIUPALAU, J. 4-31; BANHAM, Blake 2-18; BROWNING, Sam 1-24; TURNER, Breck 1-6. **Old Dominion** - DUHART, J. 3-45; PASCAL, Zach 2-53; VAUGHN, Melvin 2-46; LAWRY, Ray 2-14; FULGHAM, Travis 1-31; HARPER, Isaiah 1-minus 1.



OPPONENTS



ALBANY

ODU vs. Albany

Saturday, Sept. 2 | 6 p.m.

Quick Facts

Location: Albany, NY
 Enrollment: 12,929
 Nickname: Great Danes
 Website: Ualbanysports.com
 Twitter: @Ualbanysports
 Facebook: www.Facebook.com/Ualbanysports
 Stadium: Tom & Mary Casey Stadium
 Capacity: 8,500
 Stadium Name/Surface: Bob Ford Field/Synthetic Turf
 President: Dr. Robert J. Jones
 Athletic Director: Mark Benson
 FB Contact: Dave Vatz (Interim SID)
 FB Contact Office Phone/Email: 518-442-3072 / Dvatz@Albany.edu
 2016 Record/ CAA Record: 7-4/4-4
 2016 Postseason: N/A



UMASS

ODU at UMass

Saturday, Sept. 9 | TBA

Quick Facts

Location: Amherst, Mass.
 Enrollment: 29,269
 Nickname: Minutemen
 Website: http://www.umassathletics.com
 Twitter: @UMassAthletics
 Facebook: www.facebook.com/UMassAthletics
 Stadium: Gillette Stadium/McGuirk Alumni Stadium
 Capacity: 68,756/17,000
 Surface: Fieldturf and lights
 President: Dr. Kumble Subbaswamy
 Athletic Director: Ryan Bamford
 FB Contact: TBA
 FB Contact Office Phone/Email: TBA
 2016 Record: 2-10
 2016 Postseason: N/A



2016 Schedule/Results			2017 Schedule	
Date	Opponent	Result	Date	Opponent
Sept. 2	Buffalo	W, 22-16	Sept. 2	at Old Dominion
Sept. 10	Rhode Island *	W, 35-7	Sept. 9	at Morgan State
Sept. 17	Holy Cross	W, 45-28	Sept. 16	vs. Monmouth
Sept. 24	Saint Francis (PA)	W, 20-9	Sept. 23	vs. Villanova *
Oct. 8	Richmond *	L, 36-30 3OT	Sept. 30	at Elon *
Oct. 15	Maine *	L, 20-16	Oct. 7	at Richmond *
Oct. 22	Villanova *	L, 24-13	Oct. 21	vs. Maine *
Oct. 29	Elon *	W, 27-3	Oct. 28	vs. Rhode Island *
Nov. 5	Delaware *	L, 33-17	Nov. 4	at Stony Brook *
Nov. 12	21/23 New Hampshire *W	36-25	Nov. 11	at Delaware *
Nov. 19	Stony Brook *	W, 13-6	Nov. 18	vs. New Hampshire *

Last Meeting: 2013 - ODU 66 Albany 10
 ODU All-Time Record vs. HU: 1-0

Coaching Staff

Greg Gattusso: Head Coach
 Overall Record: 114-49 (16th season)
 Record At Albany: 17-17 (Fourth Season)
 Bernard Clark: Assoc. Head Coach/Def. Coordinator/Linebackers
 Joe Bernard: Asst. Head Coach/Off. Coordinator/Running Backs
 Nate Byham: Special Teams Coordinator/Tight Ends
 Delbert Cowsette: Defensive Line
 Keith Dudzinski: Assistant Head Coach/Safeties
 Bill Hurley: Wide Receivers
 Gabe Luvara: Assistant Offensive Coordinator/Quarterbacks
 Dave Plungas: Recruiting Coordinator/Outside Linebackers
 Jim Sweeney: Offensive Line
 Nick Sanchez: Cornerbacks

2016 Schedule/Results			2017 Schedule	
Date	Opponent	Result	Date	Opponent
Sept. 3	at Florida	L, 7-24	Aug. 26	vs. Hawai'i
Sept. 10	vs. Boston College	W, 21-13	Sept. 2	at Coastal Carolina
Sept. 17	vs Florida International	W, 21-13	Sept. 9	vs. Old Dominion
Sept. 24	vs Mississippi State	L, 35-47	Sept. 15	at Temple
Oct. 1	vs Tulane	L, 24-31	Sept. 23	at Tennessee
Oct. 7	at Old Dominion	L, 16-36	Sept. 30	vs. Ohio
Oct. 15	vs Louisiana Tech	L, 28-56	Oct. 14	at South Florida
Oct. 22	at South Carolina	L, 28-34	Oct. 21	vs. Georgia Southern
Oct. 29	vs Wagner	W, 34-10	Oct. 28	vs. Appalachian State
Nov. 5	at Troy	L, 31-52	Nov. 04	at Mississippi State
Nov. 19	at BYU	L, 9-51	Nov. 11	vs. Maine
Nov. 26	at Hawai'i	L, 40-46	Nov. 18	at BYU

Last Meeting: 2016- ODU 36 UMass 16
 ODU All-Time Record vs. UMass: 2-0

Coaching Staff

Mark Whipple: Head Coach
 Overall Record: 129-87 (19th season)
 Record at UMass: 57-54 (10th season)
 Ed Pinkham: Defensive Coordinator/Secondary
 Mark Michaels: Special Teams Coordinator/Rush Ends
 Charles Walker: Recruiting Coordinator/Linebackers
 Steve Costello: Cornerbacks
 Dave Wissman: ADefensive Line
 Spencer Whipple: Passing Game Coordinator/Wide Receivers
 Mike Foley: Offensive Line
 Jason Palermo: Tight Ends
 Darrius Smith: Running Backs

NORTH CAROLINA

ODU vs. UNC

Saturday, Sept. 16 | 3:30 p.m.

Quick Facts

Location:Chapel Hill, N.C.
 Enrollment: 18,415
 Nickname: Tar Heels
 Website: www.goheels.com
 Twitter: @GoHeels
 Facebook: www.facebook.com/TarHeels
 Stadium: Kenan Stadium
 Capacity: 63,000
 Surface: Natural Grass
 President: Carol L. Folt
 Athletic Director: Bubba Cunningham
 FB Contact: TBA
 FB Contact Office Phone/Email: TBA
 2016 Record/ ACC Record: 8-5/5-3
 2016 Postseason: Sun Bowl – vs. Stanford, L, 23-25



VIRGINIA TECH

ODU at Virginia Tech

Saturday, Sept. 23 | TBA

Quick Facts

Location:Blacksburg, Va.
 Enrollment: 31,000+
 Nickname: Hokies
 Website: http://www.hokiesports.com
 Twitter: @hokiesports
 Facebook: www.facebook.com/hokiesports
 Stadium: Lane Stadium
 Capacity: 66,233
 Surface: Natural (Patriot Bermuda)
 President: Dr. Tim Sands
 Athletic Director: Whit Babcock
 FB Contact: Pete Moris
 FB Contact Office Phone/Email: 540-231-6726/morisvt@vt.edu
 2016 Record/ ACC Record: 10-4/6-2
 2016 Postseason: Belk Bowl – vs Arkansas, W, 35-24



2016 Schedule/Results			2017 Schedule		
Date	Opponent	Result	Date	Opponent	
Sept. 3	vs GEORGIA	L, 24-33	Sept. 2	vs. Cal	
Sept. 10	at ILLINOIS	W, 48-23	Sept. 9	vs. Louisville*	
Sept. 17	vs JAMES MADISON	W, 56-28	Sept. 16	at Old Dominion	
Sept. 24	vs. PITTSBURGH		Sept. 23	vs. Duke*	
Oct. 1	at FLORIDA STATE	W, 37-35	Sept. 30	at Georgia Tech*	
Oct. 8	vs VIRGINIA TECH	L, 3-34	Oct. 7	vs. Notre Dame*	
Oct. 15	at MIAMI	W, 20-13	Oct. 14	vs. Virginia*	
Oct. 22	at VIRGINIA	W, 35-14	Oct. 21	at Virginia Tech*	
Nov. 5	vs GEORGIA TECH	W, 48-20	Oct. 28	vs. Miami*	
Nov. 10	at DUKE	L, 27-28	Nov. 9	at Pittsburgh*	
Nov. 19	vs THE CITADEL	W, 41-7	Nov. 18	vs. Western Carolina	
Nov. 25	vs NC STATE	L, 21-28	Nov. 25	at Nc State*	
Dec. 30	vs Stanford	L, 23-25		*Conference Game	

2016 Schedule/Results			2017 Schedule		
Date	Opponent	Result	Date	Opponent	
Sept. 3	vs Liberty	W, 36-13	Sept. 3	vs West Virginia	
Sept. 10	at #17 Tennessee	L, 24-45	Sept. 9	vs Delaware	
Sept. 17	vs Boston College	W, 49-0	Sept. 16	at East Carolina	
Sept. 24	vs East Carolina	W, 54-17	Sept. 23	vs Old Dominion	
Oct. 8	at #17 North Carolina	W, 34-3	Sept. 30	vs Clemson*	
Oct. 15	at Syracuse	L, 17-31	Oct. 7	at Boston College*	
Oct. 20	vs Miami	W, 37-16	Oct. 21	vs North Carolina*	
Oct. 27	at Pitt	W, 39-36	Oct. 28	vs Duke*	
Nov. 5	at Duke	W, 24-21	Nov. 4	at Miami (Fla.)*	
Nov. 12	vs Georgia Tech	L, 20-30	Nov. 11	at Georgia Tech*	
Nov. 19	at Notre Dame	W, 34-31	Nov. 18	vs Pittsburgh*	
Nov. 26	vs Virginia	W, 52-10	Nov. 24	at Virginia*	
Dec. 3	vs #3 Clemson	L, 35-42		*Conference Game	
Dec. 29	vs Arkansas	W, 35-24			

Last Meeting: 2013 - UNC 80 ODU 20
 ODU All-Time Record vs. UNC: 0-1

FIRST MEETING

Coaching Staff
 Larry Fedora: Head Coach
 Overall Record: 74-44 (10th season)
 Record at UNC: 40-25 (Sixth season)
 Chris Kapilovic: Associate Head Coach/Offensive Coordinator/OL
 Gunter Brewer: Co-Offensive Coord./Wide Receivers/Recruiting Coord.
 Keith Heckendorf: Passing Game Coordinator/Quarterbacks
 Deke Adams: Defensive Line
 Mike Ekeler: Linebackers
 DeAndre Smith: Running Backs
 Chad Scott: Tight Ends
 Terry Joseph: Defensive Backs
 John Papuchis: Defensive Coordinator

Coaching Staff
 Justin Fuente: Head Coach
 Overall Record: 36-28 (Sixth season)
 Record at Virginia Tech: 10-4 (Second season)
 Bud Foster: Assoc. Head Coach, Defensive Coordinator & Linebackers
 Galen Scott: Assistant Head Coach & Safeties
 Zohn Burden: Running Backs
 Brad Cornelsen: Offensive Coordinator and Quarterbacks
 Brian Mitchell: Cornerbacks
 James Shibest: Special Teams Coordinator & Tight Ends
 Vance Vice: Offensive Line
 Holmon Wiggins: Wide Receivers
 Charley Wiles: Defensive Line

FLORIDA ATLANTIC

ODU vs. Florida Atlantic

Saturday, Oct. 7 | 6 p.m.

Quick Facts

Location: Boca Raton, Fla.
 Enrollment: 30,000
 Nickname: Owls
 Website: <http://www.fausports.com/>
 Twitter: @FAUAthletics
 Facebook: www.facebook.com/FAUATHLETICS
 Stadium: FAU Stadium
 Capacity: 29,495
 Surface: Natural Grass
 President: Dr. John W. Kelly
 Athletic Director: Pat Chun
 FB Contact: Katrina McCormack
 FB Contact Office Phone/Email: 561-297-3163/kmccormi@fau.edu
 2016 Record/ C-USA Record: 3-9/2-6
 2016 Postseason: N/A



2016 Schedule/Results			2017 Schedule		
Date	Opponent	Result	Date	Opponent	
Sept. 3	vs. Southern Illinois	W, 38-30	Sept. 1	vs. Navy	
Sept. 10	at Miami	L, 38-10	Sept. 9	at Wisconsin	
Sept. 17	at Kansas State	L, 63-7	Sept. 16	vs. Bethune Cookman	
Sept. 24	vs. Ball State	L, 31-27	Sept. 23	at Buffalo	
Oct. 1	at FIU *	L, 33-31	Sept. 30	vs. Middle Tennessee *	
Oct. 9	vs. Charlotte *	L, 28-23	Oct. 7	at Old Dominion *	
Oct. 15	at Marshall *	L, 27-21	Oct. 21	vs. North Texas *	
Oct. 29	vs. WKU *	L, 52-3	Oct. 28	at WKU *	
Nov. 5	at Rice *	W, 42-25	Nov. 3	vs. Marshall *	
Nov. 12	vs. UTEP *	W, 35-31	Nov. 11	at Louisiana Tech *	
Nov. 19	vs. Old Dominion *	L, 42-24	Nov. 18	vs. FIU *	
Nov. 26	at Middle Tennessee *	L, 77-56	Nov. 25	at Charlotte *	

*Conference Game

Last Meeting: 2016 - ODU 42 FAU 24
 ODU All-Time Record vs. FAU: 2-1

Coaching Staff

Lane Kiffin: Head Coach
 Overall Record: 35-21 (Fifth Season)
 Record at FAU: First Season
 Kendal Briles: Assistant Head Coach/OC/QB
 Chris Kiffin: Co-Defensive Coordinator/Linebackers
 Corey Batoon: Special Teams Coordinator/Co-Defensive Coordinator/Safeties
 Eric Mathies: Recruiting Coordinator/Defensive Line
 Gary Harrell: Wide Receivers
 Keynodo Hudson: Cornerbacks
 Garin Justice: Offensive Line
 Kevin Smith: Running Backs
 Clint Trickett: Tight Ends

MARSHALL

ODU at Marshall

Saturday, Oct. 14 | 2:30 p.m.

Quick Facts

Location: Huntington, W. Va.
 Enrollment: 14,000
 Nickname: Thundering Herd
 Website: <http://www.herdzone.com/>
 Twitter: @HerdZone
 Facebook: www.facebook.com/MarshallAthletics
 Stadium: Joan C. Edwards Stadium
 Capacity: 38,227
 Surface: FieldTurf
 President: Dr. Jerome Gilbert
 Athletic Director: Mike Hamrick
 FB Contact: Jason Corriher
 FB Contact Office Phone/Email: 304-696-4660/corriher@marshall.edu
 2016 Record/ C-USA Record: 3-9/2-6
 2016 Postseason: N/A



2016 Schedule/Results			2017 Schedule		
Date	Opponent	Result	Date	Opponent	
Sept. 10	vs. Morgan State	W, 62-0	Sept. 2	vs. Miami (Ohio)	
Sept. 17	vs. Akron	L, 65-38	Sept. 9	at NC State	
Sept. 24	vs. Louisville	L, 59-28	Sept. 16	vs. Kent State	
Oct. 1	at Pittsburgh	L, 43-27	Sept. 30	at Cincinnati	
Oct. 8	at North Texas *	L, 38-21	Oct. 7	at Charlotte *	
Oct. 15	vs. Florida Atlantic *	W, 27-21	Oct. 14	vs. Old Dominion *	
Oct. 22	vs. Charlotte *	L, 27-24	Oct. 20	at Middle Tennessee *	
Oct. 29	at Southern Miss *	L, 24-14	Oct. 28	vs. FIU *	
Nov. 5	at Old Dominion *	L, 38-14	Nov. 3	at Florida Atlantic *	
Nov. 12	vs. Middle Tennessee *	W, 42-17	Nov. 11	vs. WKU *	
Nov. 19	at FIU *	L, 31-14	Nov. 18	at UTSA *	
Nov. 26	vs. WKU *	L, 60-6	Nov. 25	vs. Southern Miss *	

*Conference Game

Last Meeting: 2016: ODU 38 Marshall 14
 ODU All-Time Record vs. Marshall: 1-2

Coaching Staff

Doc Holliday: Head Coach
 Overall Record: 60-43 (Ninth Season)
 Record at Marshall: 60-43 (Same)
 Chuck Heater: Defensive Coordinator/Secondary
 Bill Legg: Offensive Coordinator/Tight Ends
 Adam Fuller: Asst. Head Coach/ Linebackers/ Special Teams Coordinator
 Todd Goebel: Co-Offensive Coordinator/ Quarterbacks
 Alex Mirabal: Offensive Line
 Pepe Pearson: Running Backs
 J.C. Price: Defensive Tackles
 Dallas Baker: Wide Receivers
 Cornell Brown: Defensive Ends

WKU

NORTH TEXAS

ODU vs. WKU

ODU at North Texas

Friday, Oct. 20 | TBA

Saturday, Oct. 28 | TBA

Quick Facts

Location: Bowling Green, Ky.
 Enrollment: 20,178
 Nickname: Hilltopppers
 Website: <http://www.wkusports.com>
 Twitter: @WKUSports
 Facebook: www.facebook.com/WKUAthletics
 Stadium: Houchens Industries-L.T. Smith Stadium
 Capacity: 22,113
 Surface: Turf
 President: Dr. Gary Ransdell
 Athletic Director: Todd Stewart
 FB Contact: Kyle Neaves
 FB Contact Office Phone/Email: 270-745-3756/kyle.neaves@wku.edu
 2016 Record/ C-USA Record: 11-3/7-1
 2016 Postseason: Boca Raton Bowl – vs. Memphis, W, 51-31

Quick Facts

Location: Denton, Texas
 Enrollment: 36,222
 Nickname: Mean Green
 Website: MeanGreenSports.com
 Twitter: @MeanGreenSports
 Facebook: www.facebook.com/MeanGreenSports
 Stadium: Apogee Stadium
 Capacity: 30,850
 Surface: Artificial
 President: Dr. Neal Smatresk
 Athletic Director: Wren Baker
 FB Contact: Jordan Stepp
 FB Contact Office Phone/Email: 805-551-8648/jordan.stepp@unt.edu
 2016 Record/ C-USA Record: 5-8/3-5
 2016 Postseason: Zaxby's Heart of Dallas Bowl



2016 Schedule/Results

Date	Opponent	Result
Sept. 1	vs Rice *	W, 46-14
Sept. 10	at Alabama	L, 10-38
Sept. 17	at Miami (OH)	W, 31-24
Sept. 24	vs Vanderbilt	L, 30-31 OT
Oct. 1	vs Houston Baptist	W, 50-3
Oct. 6	at Louisiana Tech *	L, 52-55
Oct. 15	at MTSU*	W, 44-43 2OT
Oct. 22	vs Old Dominion *	W, 59-24
Oct. 29	at Florida Atlantic *	W, 52-3
Nov. 5	vs FIU *	W, 49-21
Nov. 12	vs North Texas *	W, 45-7
Nov. 26	at Marshall *	W, 60-6
Dec. 3	vs Louisiana Tech	(C-USA Championship Game).....W, 58-44
Dec. 20	vs Memphis	(Boca Raton Bowl)W, 51-31

2017 Schedule

Date	Opponent
Sept. 2	vs Eastern Kentucky
Sept. 9	at Illinois
Sept. 16	vs Louisiana Tech *
Sept. 23	vs Ball State
Oct. 7	at UTEP *
Oct. 14	vs Charlotte *
Oct. 20	at Old Dominion *
Oct. 28	vs Florida Atlantic *
Nov. 4	at Vanderbilt
Nov. 11	at Marshall *
Nov. 17	vs Middle Tennessee *
Nov. 24	at FIU *

*Conference Game

2016 Schedule/Results

Date	Opponent	Result
Sept. 3	vs SMU	L, 21-34
Sept. 10	vs Bethune-Cookman	W, 41-20
Sept. 17	at No. 23 Florida	L, 0-32
Sept. 24	at Rice *	W, 42-35 2OT
Oct. 1	vs Middle Tennessee *	L, 13-30
Oct. 8	vs Marshall *	W, 38-21
Oct. 22	at Army	W, 35-18
Oct. 29	at UTSA *	L, 17-31
Nov. 5	vs Louisiana Tech *	L, 24-45
Nov. 12	at Western Kentucky *	L, 7-45
Nov. 19	vs Southern Miss *	W, 29-23
Nov. 26	at UTEP *	L, 24-55
Dec. 27	vs Army (Heart of Dallas Bowl)	L, 31-38 OT

2017 Schedule

Date	Opponent
Sept. 2	vs. Lamar
Sept. 9	at SMU
Sept. 16	at Iowa
Sept. 23	vs. UAB *
Sept. 30	at Southern Miss *
Oct. 14	vs. UTSA *
Oct. 21	at Florida Atlantic *
Oct. 28	vs. Old Dominion *
Nov. 4	at Louisiana Tech *
Nov. 11	vs. UTEP *
Nov. 18	vs. Army
Nov. 25	at Rice *

*Conference Game

Last Meeting: 2016 - WKU 59 ODU 24
 ODU All-Time Record vs. WKU: 0-3

FIRST MEETING

Coaching Staff

Mike Sanford: Head Coach
 Overall Record: First Season
 Record at WKU: Same
 Clayton White: Defensive Coordinator
 Junior Adams: Offensive Coordinator/Wide Receivers
 Steve Spurrier Jr.: Quarterbacks
 Mike Sanford Sr.: Special Teams Coordinator/Running Backs
 Geoff Dartt: Offensive Line
 Jimmy Lindsey: Defensive Line
 Jami DeBerry: Recruiting Coordinator/Safeties
 Ryan Mahaffey: Tight Ends
 Maurice Crum: Linebackers

Coaching Staff

Seth Littrell: Head Coach
 Overall Record: 5-8 (Second Season)
 Record at North Texas: 5-8 (Same)
 Graham Harrell: Offensive Coordinator
 Troy Reffett: Defensive Coordinator/Safeties
 Tommy Mainord: Associate HC/Pass Game Coordinator/Inside WR's
 Chuck Langston: Offensive Line
 Joel Filani: Wide Receivers
 Nate Brown: Cornerbacks
 Jeff Koonz: Linebackers
 Marc Yellock: Defensive Line
 Marty Biagi: Special Teams Coordinator

CHARLOTTE

FIU

ODU vs. Charlotte

ODU AT FIU

Saturday, Nov. 4 | 3:30 p.m.

Saturday, Nov. 11 | TBA

Quick Facts

Location: Charlotte, N.C.
 Enrollment: 28,062
 Nickname: 49ers
 Website: <http://www.charlotte49ers.com>
 Twitter: @Charlotte49ers
 Facebook: www.facebook.com/charlotte49ers
 Stadium: McColl-Richardson Field at Jerry Richardson Stadium
 Capacity: 15,314
 Surface: Turf
 President: Dr. Phil Dubois
 Athletic Director: Judy Rose
 FB Contact: Tom Whitestone
 FB Contact Office Phone/Email: 704-687-1022/tewhites@unc.edu
 2016 Record/ C-USA Record: 4-8/3-5
 2016 Postseason: N/A

Quick Facts

Location: Miami, Fla.
 Enrollment: 56,000
 Nickname: Panthers
 Website: FIUSports.com
 Twitter: @FIUAthletics
 Facebook: <https://www.facebook.com/FIUSports>
 Stadium: Ocean Bank Field at FIU Stadium
 Capacity: 20,000
 Surface: FieldTurf
 President: Dr. Mark B. Rosenberg
 Athletic Director: Pete Garcia
 FB Contact: Paul Dodson
 FB Contact Office Phone/Email: 305-348-3164/pdodson@fiu.edu
 2016 Record/ C-USA Record: 4-8/4-4
 2016 Postseason: N/A



2016 Schedule/Results			2017 Schedule	
Date	Opponent	Result	Date	Opponent
Sept. 1	at #19 Louisville	L, 14-70	Sept. 1	at Eastern Michigan
Sept. 10	vs. Elon	W, 47-14	Sept. 9	at Kansas State
Sept. 17	vs. Eastern Michigan	L, 13-21	Sept. 16	vs North Carolina A&T
Sept. 24	at Temple	L, 20-48	Sept. 23	vs Georgia State
Oct. 1	vs Old Dominion *	L, 17-52	Sept. 30	at FIU *
Oct. 9	at Florida Atlantic *	W, 28-23	Oct. 7	vs Marshall *
Oct. 15	vs FIU *	L, 26-27	Oct. 14	at WKU *
Oct. 22	at Marshall *	W, 27-24	Oct. 21	vs UAB *
Nov. 5	at Southern Miss *	W, 38-27	Nov. 4	at Old Dominion
Nov. 12	vs Rice *	L, 21-22	Nov. 11	vs Middle Tennessee
Nov. 19	vs Middle Tennessee *	L, 31-38	Nov. 18	at Southern Miss
Nov. 26	at UTSA *	L, 14-33	Nov. 25	vs Florida Atlantic
				*Conference Game

2016 Schedule/Results			2017 Schedule	
Date	Opponent	Result	Date	Opponent
Sept. 1	vs Indiana	L 13-34	Aug. 31	at UCF
Sept. 9	vs Maryland	L 14-41	Sept. 9	vs Alcorn State
Sept. 17	at UMass	L 13-21	Sept. 16	at Indiana
Sept. 24	vs UCF	L 14-53	Sept. 23	at Rice*
Oct. 1	vs Florida Atlantic	W 33-31	Sept. 30	vs Charlotte*
Oct. 8	at UTEP	W 35-21	Oct. 7	at Middle Tennessee*
Oct. 15	at Charlotte	W 27-26	Oct. 14	vs Tulane
Oct. 22	vs Louisiana Tech	L 24-44	Oct. 28	at Marshall*
Oct. 29	vs Middle Tennessee	L 35-42	Nov. 4	vs UTSA*
Nov. 5	at WKU	L 21-49	Nov. 11	vs Old Dominion*
Nov. 19	vs Marshall	W 31-14	Nov. 18	at Florida Atlantic*
Nov. 26	at Old Dominion	L 28-42	Nov. 24	vs WKU*
				*Conference Game

Last Meeting: 2016 - ODU 52-17
 ODU All-Time Record vs. Charlotte: 2-0

Last Meeting: 2016 - ODU 42 FIU 28
 ODU All-Time Record vs. FIU: 2-1

Coaching Staff

Brad Lambert: Head Coach
 Overall Record: 16-30 (Seventh Season)
 Record at Charlotte: Same
 Jeff Mullen: Offensive Coordinator
 Matt Wallerstedt: Defensive Coordinator
 James Adams: Secondary
 Greg Adkins: Run Game Coordinator/Offensive Line
 Ulrick Edmonds: Recruiting Coordinator/ Outside Linebackers
 Damien Gary: Wide Receivers
 Keith Henry: Running Backs
 Johnson Richardson: Tight Ends
 Charlie Skalaski: Special Teams Coordinator

Coaching Staff

Butch Davis: Head Coach
 Overall Record: 79-43 (11th season)
 Record at FIU: First season
 Allen Mogridge: Assistant Head Coach - Offensive Line
 Brent Guy: Defensive Coordinator/Linebackers
 Rich Skrosky: Offensive Coordinator/Quarterbacks
 Jeff Copp: Defensive Backs
 Tim Harris, Jr.: Running Backs
 Aubrey Hill: Wide Receivers
 Kenny Holmes: Defensive Line
 Eric Thatcher: Defensive Backs
 James Vollono: Special Teams Coordinator

RICE

MIDDLE TENNESSEE

ODU at Rice

ODU at Middle Tennessee

Saturday, Nov. 18 | 2 p.m.

Saturday, Nov. 25 | 3 p.m. ET

Quick Facts

Location: Houston, Texas
 Enrollment: 3,879
 Nickname: Owls
 Website: <http://www.riceowls.com>
 Twitter: @RiceAthletics
 Facebook: <https://www.facebook.com/RiceAthletics>
 Stadium: Rice Stadium
 Capacity: 47,000
 Surface: Astro Turf 3D60H
 President: David W. Leebron
 Athletic Director: Joe Karlgaard
 FB Contact: Chuck Pool
 FB Contact Office Phone/Email: 713-348-5775
 2016 Record/ C-USA Record: 3-9/2-6
 2016 Postseason: N/A

Quick Facts

Location: Murfreesboro, Tenn.
 Enrollment: 22,050
 Nickname: Blue Raiders
 Website: <http://www.goblueraiders.com>
 Twitter: @MTAthletics
 Facebook: <https://www.facebook.com/BlueRaiderAthletics>
 Stadium: Floyd/Horace Jones Field
 Capacity: 30,788
 Surface: Synthetic
 President: Dr. Sidney A. McPhee
 Athletic Director: Chris Massaro
 FB Contact: Mark Owens
 FB Contact Office Phone/Email: 615-898-2968/owens@goblueraiders.com
 2016 Record/ C-USA Record: 8-5/5-3
 2016 Postseason: Hawai'i Bowl – vs. Hawaii, L, 35-52



2016 Schedule/Results

Date	Opponent	Result
Sept. 1	at WKU *	L, 46-14
Sept. 10	at Army West Point	L, 31-14
Sept. 16	vs. Baylor	L, 38-10
Sept. 24	vs. North Texas *	L, 42-35
Oct. 1	at Southern Miss *	L, 44-28
Oct. 15	vs. UTSA *	L, 14-13
Oct. 22	vs. Prairie View A&M	W, 65-44
Oct. 29	at Louisiana Tech *	L, 61-16
Nov. 5	vs. Florida Atlantic *	L, 42-25
Nov. 12	at Charlotte *	W, 22-21
Nov. 19	vs. UTEP *	W, 44-24
Nov. 26	at Stanford	L, 41-17

2017 Schedule

Date	Opponent
Aug. 26	vs. Stanford
Sept. 9	at UTEP *
Sept. 16	at Houston
Sept. 23	vs. FIU *
Sept. 30	at Pittsburgh
Oct. 7	vs. Army West Point
Oct. 21	at UTSA *
Oct. 28	vs. Louisiana Tech *
Nov. 4	at UAB *
Nov. 11	vs. Southern Miss *
Nov. 18	at Old Dominion *
Nov. 25	vs. North Texas *

*Conference Game

2016 Schedule/Results

Date	Opponent	Result
Sept. 3	Alabama A&M	W 55-0
Sept. 10	Vanderbilt	L 24-47
Sept. 17	Bowling Green	W 41-21
Sept. 24	Louisiana Tech	W 38-34
Oct. 1	North Texas	W 30-13
Oct. 15	WKU	L 43-44
Oct. 22	Missouri	W 51-45
Oct. 29	FIU	W 42-35
Nov. 5	UTSA	L 25-45
Nov. 12	Marshall	L 17-42
Nov. 19	Charlotte	W 38-31
Nov. 26	Florida Atlantic	W 77-56
Dec. 24	Hawaii (Hawai'i Bowl)	L 35-52

2017 Schedule

Date	Opponent
Sept. 2	vs. Vanderbilt
Sept. 9	at Syracuse
Sept. 16	at Minnesota
Sept. 23	Bowling Green
Sept. 30	at Florida Atlantic *
Oct. 7	vs. FIU *
Oct. 14	at UAB *
Oct. 20	vs. Marshall *
Nov. 4	vs. UTEP *
Nov. 11	at Charlotte *
Nov. 17	at WKU *
Nov. 25	vs. Old Dominion *

*Conference Game

Last Meeting: 2014 - ODU 45 Rice 42
 ODU All-Time Record vs. Rice: 1-0

Last Meeting: 2014 - MTSU 41 ODU 29
 ODU All-Time Record vs. MTSU: 0-1

Coaching Staff

David Bailiff: Head Coach
 Overall Record: 77-84 (13th Season)
 Record at Rice: 56-69 (10th Season)
 Darrell Patterson: Asst. Head Coach/Special Teams Coord./Linebackers
 Billy Lynch: Offensive Coordinator/Wide Receivers
 Brian Stewart: Defensive Coordinator/Cornerbacks
 Wesley Beschoner: Quarterbacks
 Frank Okam: Defensive Line
 David Sloan: Recruiting Coordinator/Tight Ends
 AJ Steward: Running Backs
 Scott Vestal: Safeties
 Ronnie Vinklarek: Offensive Line

Coaching Staff

Rick Stockstill: Head Coach
 Overall Record: 72-66 (11th season)
 Record at MTSU: 56-69 (10th yr)
 Darrell Patterson: Asst. Head Coach/Special Teams Coordinator/LB
 Billy Lynch: Offensive Coordinator/Wide Receivers
 Brian Stewart: Defensive Coordinator/Cornerbacks
 Wesley Beschoner: Quarterbacks
 Frank Okam: Defensive Line
 David Sloan: Tight Ends/Recruiting Coordinator
 AJ Steward: Running Backs
 Scott Vestal: Safeties
 Ronnie Vinklarek: Offensive Line

RECORDS AND HISTORY



National Stats - 2016

OLD DOMINION NATIONAL TEAM RANKINGS:

Rank	Category	Total
T-2	Turnovers Lost	10
T-5	Passes Had Intercepted	6
T-5	Turnover Margin	+13
6	Kick Return Defense	17.07
T-6	Fumbles Lost	4
9	Tackles For Loss Allowed	4.66
15	Fumbles Recovered	12
T-27	Sacks Allowed	19
28	Sacks	34
28	Fewest Penalty Yards	572
30	Fewest Penalties	66
31	Scoring Offense	35.1
35	Fourth Down Pct.	58.1
T-38	Turnovers Gained	23
43	Third Down Pct. Defense	37.6
43	Kick Return Avg.	22.03
45	Rushing Offense	196.8
49	Total Defense	382.8
50	Rushing Defense	157.2
50	Total Offense	430.8
T-52	Tackles For Loss	6.1
55	Red Zone Offense	85.2
56	Fourth Down Pct. Defense	48.6
T-57	Scoring Defense	27.2
T-58	Interceptions	11
63	Passing Yards Allowed	226.5
64	First Down Offense	273
64	Passing Offense	234.0

C-USA Stats Rankings

Rank	Category	Total
1	Rushing Offense	196.8
1	Turnover Margin	+13
1	Fewest Penalties	66
2	Scoring Defense	27.2
2	Sacks Against	19
2	Third Down Defense	37.6
T-2	Sacks	34
3	Total Defense	382.8
3	Pass Efficiency	151.3
4	Scoring Offense	35.1
4	Pass Defense	226.5
4	Interceptions	11
4	Kickoff Returns	22.2
4	Punt Return Avg.	9.5



Anthony Wilson



David Washington

Individual Player Stats Rankings

Player	Category	Total	C-USA Rank	NCAA Rank
David Washington	TD Passes	31	3	13
David Washington	Passing Eff.	156.6	3	14
David Washington	Passing Yds. Per Comp.	14.04	2	17
David Washington	Passing Yards	2836	5	43
Ray Lawry	Rushing Yards Per Game	104.6	5	30
Ray Lawry	Rushing Yards	1255	5	33
Jeremy Cox	Rushing Touchdowns	13	6	30
Zach Pascal	Receiving Yards	946	7	49
Zach Pascal	Receptions Per Game	5.0	9	64
Z.Pascal/J. Duhart	Touchdown Catches	9	6	36
Oshane Ximines	Sacks	7.5	5	62
TJ Ricks	Tackles Per Game	7.8	10	95
Anthony Wilson	Tackles Per Game	7.6	14	115

National Stats - 2015

OLD DOMINION NATIONAL TEAM RANKINGS:

• **Fewest Penalties**

5. 49

• **Fewest Penalties Per Game**

7. 4.0

• **Fewest Penalty Yards**

4. 437

• **Fewest Penalty Yards Per Game**

5. 36.4

• **Total Offense**

91. 371.2

• **Total Defense**

96. 437.2

• **Passing Offense**

68. 219.5

• **Passing Defense**

77. 233.9

• **Rushing Offense**

92. 151.8

• **Rushing Defense**

103. 202.3

NATIONAL INDIVIDUAL RANKINGS:

All-Purpose Yards Per Game

26. Zach Pascal 129.08

Touchdown Receptions

T-37. Zach Pascal/Jonathan Duhart 8

Receiving Yards

44. Zach Pascal 970

Rushing Yards Per Game

28. Ray Lawry 103.3

Interceptions

35. Fellonte Misher 4

Total Tackles Per Game

11. TJ Ricks 10.3



TJ Ricks



Jonathan Duhart



Fellonte Misher

National Stats - 2014

OLD DOMINION NATIONAL TEAM RANKINGS:

• Total Offense

38. 441.9

• Passing Offense

16. 292.5

• Scoring Offense

42. 32.7

• Fewest Penalties Per Game

5. 3.67

• Fewest Penalty Yards Per Game

11. 36.58

• Fumbles Recovered

T-11. 14

NATIONAL INDIVIDUAL RANKINGS:

Passing Yards Per Game

13. Taylor Heinicke Old Dominion 289.7

Passing Yards

17. Taylor Heinicke Old Dominion 3,476

Receiving Touchdowns

T-7th Antonio Vaughan Old Dominion 12

Rushing Touchdowns (Freshman Only)

T-4th Ray Lawry Old Dominion 16

Rushing Touchdowns (Overall)

11th Ray Lawry Old Dominion 16

Yards Per Carry (Freshman)

1st Ray Lawry Old Dominion 7.1

Yards Per Carry (Overall)

7th Ray Lawry Old Dominion 7.1

Rushing Yards (Freshman)

11th Ray Lawry Old Dominion 947

Forced Fumbles

T-10th TJ Ricks Old Dominion 4

National Stats - 2013

NATIONAL TEAM RANKINGS:

• Total Offense

1.	Baylor	618.8
2.	Oregon	565.0
3.	Fresno State	547.8
4.	Texas A&M	538.4
5.	Northern Illinois	519.8
6.	Fresno State	519.1
7.	Old Dominion	519.0

• Passing Offense

1.	Fresno State	394.8
2.	Texas Tech	392.8
3.	Oregon State	372.6
4.	Washington State	368.0
5.	Old Dominion	359.4

• Scoring Offense

1.	Baylor	52.4
2.	Florida State	51.6
3.	Oregon State	45.5
	Oregon	45.5
5.	Texas A&M	44.2
6.	Fresno State	43.4
7.	Old Dominion	42.3

NATIONAL INDIVIDUAL RANKINGS:

Passing Yards Per Game

1.	Derek Carr	Fresno State	390.9
2.	Sean Mannion	Oregon State	358.6
3.	Connor Halliday	Washington St.	353.6
4.	Garrett Gilbert	SMU	352.8
5.	David Fales	San Jose State	349.1
6.	Taylor Heinicke	Old Dominion	335.2

Passing Yards

1.	Derek Carr	Fresno State	5,082
2.	Sean Mannion	Oregon State	4,662
3.	Connor Halliday	Washington St.	4,597
4.	Bryce Petty	Baylor	4,200
5.	David Fales	San Jose State	4,189
6.	Keith Wenning	Ball State	4,148
7.	Shane Carden	East Carolina	4,139
8.	Johnny Manziel	Texas A&M	4,114
9.	Jameis Winston	Florida State	4,057
10.	Taylor Heinicke	Old Dominion	4,022

Total Offense Per Game

1.	Derek Carr	Fresno State	399.9
2.	Garrett Gilbert	SMU	379.5
3.	Johnny Manziel	Texas A&M	374.8
4.	Taylor Heinicke	Old Dominion	364.2

Taylor Heinicke Career Numbers

Old Dominion quarterback set 36 school records in his career and holds several NCAA records. He ranks in the top-10 among Division I quarterbacks in passing yards, total offense and touchdown passes. He is also one of just 20 Division I quarterbacks to have thrown for 10,000 yards and rushing for 1,000.

Division I Career Total Offense

Rk.	Player	School	Total
1.	Case Keenum	Houston	20,114
2.	Timmy Chang	Hawai'i	16,910
3.	Steve McNair	Alcorn State	16,283
4.	Taylor Heinicke	Old Dominion	16,279

Division I Career Touchdown Passes

Rk.	Player	School	Total
1.	Case Keenum	Houston	155
2.	Kellen Moore	Boise State	142
3.	Bruce Eugene	Grambling	140
4.	Willie Totten	Miss. Valley St.	139
5.	Graham Harrell	Texas Tech	134
6.	Taylor Heinicke	Old Dominion	132

Division I Career Passing Yards

Rk.	Player	School	Total
1.	Case Keenum	Houston	19,217
2.	Timmy Chang	Hawai'i	17,072
3.	Landry Jones	Oklahoma	16,646
4.	Graham Harrell	Texas Tech	15,793
5.	Ty Detmer	BYU	15,031
6.	Taylor Heinicke	Old Dominion	14,959

Heinicke NCAA Records

Single-Game FCS Records

Passing Yards - 730 vs. New Hampshire (9/22/15)
 Total Offense - 791 vs. New Hampshire (9/22/15)

Single-Season FCS Records

Passing Yards - 5,076 (2012)
 Completions - 398 (2012)



National Stats - 2012 (FCS)

ATTENDANCE:

• Third in Accumulated Attendance

1.	Appalachian St.	184,505
2.	North Dakota St.	166,641
3.	Old Dominion	160,294

• Fourth in Average Attendance

1.	Appalachian St.	26,358
2.	Montana	25,236
3.	James Madison	22,783
4.	Old Dominion	20,037

TEAM:

• FIRST in Pass Offense

1.	Old Dominion	393.85
----	---------------------	---------------

• FIRST in Total Offense

1.	Old Dominion	548.09
----	---------------------	---------------

• FIRST in Scoring Offense

1.	Old Dominion	45.15
----	---------------------	--------------

• Third in Pass Efficiency

1.	Cal Poly	175.71
2.	Stony Brook	167.54
3.	Old Dominion	162.19

• Third in First Downs

1.	Stephen F. Austin	28.82
2.	Murray St.	27.09
3.	Old Dominion	27.08

• Fourth in 3rd Down Conv.

1.	Cal Poly	55.78%
2.	Colgate	52.56%
3.	Youngstown St.	51.90%
4.	Old Dominion	51.85%

• Fourth in 4th Down Conv.

1.	Albany (NY)	81.25%
2.	Central Arkansas	78.95%
	North Dakota St.	78.95%
4.	Old Dominion	72.73%

• Tied for Seventh in Sacks

1.	Illinois State	43
2.	Harvard	42
2.	Jackson State	42
4.	Montana	41
5.	Montana State	38
5.	Sam Houston State	38
7.	Arkansas - Pine Bluff	37
7.	Old Dominion	37

• Tied for 10th in Touchbacks

1.	Appalachian St.	46
1.	Northern Arizona	46
3.	Eastern Washington	42
3.	Fordham	42
5.	Cal Poly	41
6.	Montana St.	38
7.	UC Davis	34
8.	Wofford	32
9.	Sam Houston St.	31
10.	Old Dominion	30
10.	Northern Colorado	30

• 16th in Red Zone Defense

1.	Marist	.58%
2.	Ark. - Pine Bluff	.60%
3.	South Dakota St.	.60%
4.	Bethune-Cookman	.62%
5.	N.C. A&T	.63%
5.	Stony Brook	.63%
7.	Maine	.65%
8.	Alabama St.	.68%
9.	Richmond	.69%
9.	Princeton	.69%
11.	South Carolina St.	.70%
11.	Tennessee St.	.70%
11.	Mississippi Val.	.70%
11.	San Diego	.70%
11.	Drake	.70%
16.	Old Dominion	.71%
16.	Alcorn St.	.71%
16.	Grambling	.71%

INDIVIDUAL:

Taylor Heinicke led the nation in:


Passing yards - 5,076
 Passing yards Per Game - 390.46
 Touchdown Passes - 44
 Total Touchdowns - 55
 Total Offense - 426.62
 Points Responsible For - 26.00

Passing Efficiency

1.	Kyle Essington (Stony Brook)	171.02
2.	Taylor Heinicke (ODU)	162.22

Touchdown Receptions

1.	Aaron Mellette (Elon)	18
2.	Nick Mayers (ODU)	16
	Quentin Sims (Tennessee-Martin)	16



National Stats - 2011 (FCS)

ATTENDANCE:

• **Sixth in Accumulated Attendance**

1.	Montana	199023
2.	Appalachian St.	183479
3.	North Dakota St.	163284
4.	Ga. Southern	141605
5.	Jackson St.	138996
6.	Old Dominion	138726

• **Sixth in Average Attendance**

1.	Appalachian St.	26211
2.	James Madison	25002
3.	Montana	24878
4.	Yale	23730
5.	Jackson St.	23166
6.	Old Dominion	19818

• **12th in Pass Efficiency**

1.	Furman	171.32
2.	Ga. Southern	165.17
3.	Youngstown St.	159.93
4.	Cornell	159.83
5.	Harvard	158.33
6.	Northern Ariz.	158.01
7.	Jacksonville	154.32
8.	Towson	151.48
9.	Liberty	150.20
10.	New Hampshire	150.01
11.	Drake	149.23
12.	Old Dominion	149.14

TEAM:

• **Tenth in Total Offense**

1.	Jackson St.	490.91
2.	Morehead St.	478.91
3.	Lehigh	469.62
4.	Murray St.	460.91
5.	Youngstown St.	458.64
6.	Eastern Wash.	447.36
7.	Wofford	444.67
8.	Stony Brook	441.62
9.	Stephen F. Austin	439.36
10.	Old Dominion	439.08

• **Fifth in Scoring Offense**

1.	Stony Brook	38.00
2.	Harvard	37.40
3.	Murray St.	37.09
4.	Sam Houston St.	36.93
5.	Old Dominion	36.69

• **Ninth in Net Punting**

1.	Fordham	40.90
2.	Southern Utah	39.08
3.	Albany (NY)	38.57
4.	Weber St.	38.48
5.	Citadel	38.22
6t.	Villanova	38.20
6t.	Indiana St.	38.20
8.	Ga. Southern	38.00
9t.	Brown	37.32
9t.	Old Dominion	37.32

• **12th in Turnover Margin**

1.	Bucknell	2.45
2.	Sam Houston St.	1.87
3.	Alabama St.	1.55
4.	Georgetown	1.36
5.	Butler	1.27
6.	Eastern Ky.	1.25
7.	Stony Brook	1.23
8.	North Dakota St.	1.20
9t.	Hampton	1.18
9t.	Wagner	1.18
11.	UNI	1.08
12t.	Alabama A&M	1.00
12t.	Ark.-Pine Bluff	1.00
12t.	Harvard	1.00
12t.	Old Dominion	1.00

INDIVIDUAL:

• **Punting**

o Jonathan Plisco - 2nd

• **Interceptions**

o Eriq Lewis - T9th


ALL-AMERICAN:



Ronnie Cameron
CAA DEFENSIVE PLAYER OF THE YEAR

CAA STUDENT-ATHLETE OF THE YEAR

First Team All-American - AFCA
First Team All-American - The Sports Network
First Team All-American - Beyond College Sports Network
First Team All-American - College Sports Journal
Second Team All-American - Associated Press
Second Team All-American - Phil Steele
Honorable Mention All-American - College Sporting News



Jonathan Plisco

First Team All-American - Beyond College Sports Network
First Team All-American - College Sports Journal
Second Team All-American - College Sports Madness
Second Team All-American - Associated Press
Second Team All-American - The Sports Network
Second Team All-American - Phil Steele

National Stats - 2010 (FCS)

ATTENDANCE:

• Fourth in Accumulated Attendance

1.	Appalachian St.	205719
2.	Delaware	177526
3.	Montana	152689
4.	Old Dominion	138474
5.	Jackson St.	120698

• Fourth in Average Attendance

1.	Appalachian St.	25715
2.	Montana	25448
3.	Jackson St.	24140
4.	Old Dominion	19782
5.	Delaware	17753

TEAM:

• Eighth in Scoring Offense

1.	Jacksonville	42.18
2.	Bethune-Cookman	38.17
3.	Liberty	36.45
4.	Stephen F. Austin	36.25
5.	Murray St.	36.09
6.	Dayton	35.45
7.	Appalachian St.	34.31
8.	Old Dominion	33.55
9.	Jackson St.	33.18
10.	Montana St.	33.00

• Fourth in Kick Returns

1.	Yale	25.43
2.	Stephen F. Austin	25.22
3.	Penn	24.93
4.	Old Dominion	24.86
5.	Illinois St.	24.82

• Eighth in Sacks Allowed

1.	Southeast Mo. St.	.50
2.	South Dakota St.	.55
3.	Coastal Carolina	.58
4.	Penn	.60
5.	Liberty	.64
6.	Appalachian St.	.69
7.	Dartmouth	.70
8t.	Old Dominion	.82
8t.	Colgate	.82
8t.	Austin Peay	.82

• 11th in Tackles for Loss

1.	Texas Southern	9.33
2.	Morehead St.	8.55
3.	Murray St.	8.45
4.	Stephen F. Austin	8.33
5.	South Carolina St.	8.29
6.	Southern U.	8.27
7t.	Tenn.-Martin	8.18
7t.	Central Arkansas	8.18
7t.	Eastern Kentucky	8.18
7t.	Jackson St.	8.18
11t.	Old Dominion	7.91
11t.	Rhode Island	7.91

INDIVIDUAL:

• Total Offense

o Thomas DeMarco - 7th

• Punting

o Jonathan Plisco - 2nd

• Kickoff Returns

o Colby Goodwyn - 3rd

• Tackles for Loss

o Ronnie Cameron - T8th

• Punt Returns

o Monty Smalley - 13th

ALL-STATE:



Ronnie Cameron VaSID Second Team Defensive Line

Named a "Transfer to Watch" by the Sports Network. Led the defense with 72 tackles. He tied for eighth among FCS defenders in tackles for loss, averaging 1.73 TFL's a game, and was second on the squad with 5.5 sacks.



Colby Goodwyn VaSID First Team Return Specialist

Averaged 29.8 yards per return to rank fourth among all FCS punt returners and set the Division I record (FBS or FCS) for kickoff return yardage in a game.

National Stats - 2009 (FCS)

ATTENDANCE:

• Third in Accumulated Attendance

1. Montana	219753
2. Appalachian St.	168029
3. Old Dominion	138474
4. Delaware	124497
5. Yale	106226

• Fifth in Average Attendance

1. Montana	24730
2. Appalachian St.	24004
3. Yale	21245
4. Delaware	21254
5. Old Dominion	19782

TEAM:

• Ninth in Rushing Offense

1. VMI	276.73
2. Wofford	270.18
3. Colgate	249.91
4. Villanova	240.27
5. Southern Illinois	221.09
6. North Dakota St.	219.82
7. Central Conn. St.	219.42
8. McNeese St.	218.00
9. Old Dominion	216.73
10. Appalachian St.	206.43

• Third in Scoring Offense

1. Liberty	36.36
2. Montana	35.80
3t. Old Dominion	35.00
3t. Jacksonville St.	35.00
3t. McNeese St.	35.00

• Third in Net Punting

1. Southern Utah	47.62
2. Weber St.	41.50
3. Old Dominion	44.57
4. Furman	39.82
5. Sam Houston St.	39.55

• Third in Turnover Margin

1. Liberty	1.91
2. Southern	1.64
3. Old Dominion	1.45
4. Jacksonville St.	1.36
5. Southern Illinois	1.31

• Second in Sacks Allowed

1. VMI	.45
2. Old Dominion	.64
3t. Colgate	.73
3t. Chattanooga	.73

INDIVIDUAL:

• Rushing

- o Thomas DeMarco - 32nd
- o Second-leading rushing QB in the FCS

• Total Offense

- o Thomas DeMarco - 21st

• Punting

- o Jonathan Plisco - 1st

• Scoring

- o Thomas DeMarco - 9th

COACHING:

- Brian Scott - Offensive Coordinator
- o Finalist for FootballScoop.Com I-AA Coordinator of the Year

ALL-AMERICAN:

- Jonathan Plisco - Punter
 - o Associated Press, First Team
 - o The Sports Network, Second Team
 - o College Sporting News, Honorable Mention
- Dustin Phillips - Long Snapper
 - o College Sporting News, Fabulous Fifty Team



Jonathan Plisco All-American Monarch Punter

Nation's FCS leader in punting. Made 57 punts with 18 going 50 yards or more
26 inside the opponent 20, and seven for a touchback.



Dustin Phillips All-American Monarch Long Snapper

All-American Monarch
Helped teammate Jonathan Plisco become the nation's top punter in the FCS and also helped the kick unit score 71 points.

Individual Season Records

Rushing yards

1. **1255 - Ray Lawry (200-1255) - 2016**
2. 1136 - Ray Lawry (194-1136) - 2015
3. 947 - Ray Lawry (134-947) - 2014
4. 892 - Thomas DeMarco (163-892) - 2009
5. 864 - Tyree Lee (159-864) - 2012
6. **732 - Jeremy Cox (129-732) - 2016**
7. 633 - Angus Harper (141-633) - 2011
8. 600 - Mario Crawford (99-600) - 2009
8. 581 - Colby Goodwyn (129-581) - 2011
10. 505 - Mario Crawford (132-505) - 2010

Rushing attempts

1. **200 - Ray Lawry (200-1255) - 2016**
2. 194 - Ray Lawry (194-1136) - 2015
3. 163 - Thomas DeMarco (163-892) - 2009
4. 159 - Tyree Lee (159-864) - 2012
5. 141 - Angus Harper (141-633) - 2011
6. 134 - Ray Lawry (134-947) - 2014
7. 132 - Mario Crawford (132-505) - 2010
8. **129 - Jeremy Cox (129-732) - 2016**
- 129 - Colby Goodwyn (129-581) - 2011
10. 128 - Thomas DeMarco (128-423) - 2010

Rushing TDs

1. 17 - Thomas DeMarco - 2009
2. 16 - Ray Lawry - 2014
3. **13 - Jeremy Cox - 2016**
4. 12 - Colby Goodwyn - 2013
5. **11 - Ray Lawry - 2016**
6. 11 - Ray Lawry - 2015
- 11 - Taylor Heinicke - 2012
8. 10 - Angus Harper - 2011
9. 8 - Tyree Lee - 2012
- 8 - Thomas DeMarco - 2010

Average yards/rush (min. 20 attempts)

1. 7.10 - Ray Lawry (134-947) - 2014
2. 6.53 - Gerard Johnson (57-372) - 2013
3. **6.30 - Ray Lawry (200-1255) - 2016**
4. 6.09 - Jamar Parham (23-140) - 2010
5. 6.06 - Mario Crawford (99-600) - 2009
6. 5.93 - D. Williams (43-255) - 2010
7. 5.92 - Cam Boyd (76-450) - 2013
8. 5.90 - Ray Lawry (194-1136) - 2015
9. 5.87 - Lorenzo Smith (30-176) - 2011
10. **5.70 - Jeremy Cox (129-732) - 2016**
11. 5.60 - Cam Boyd (31-174) - 2014

Rushing yards/game (min. 5 games)

1. **104.6 - Ray Lawry (12 games) - 2016**
2. 103.3 - Ray Lawry (11 games) - 2015
3. 81.1 - Thomas DeMarco (11 games) - 2009
4. 78.9 - Ray Lawry (12 games) - 2014
5. 66.5 - Tyree Lee (13 games) - 2012
6. 64.6 - Colby Goodwyn (9 games) - 2011
7. **61.0 - Jeremy Cox (12 games) - 2016**
8. 60.0 - Mario Crawford (10 games) - 2009
9. 48.7 - Angus Harper (13 games) - 2011
10. 45.9 - Mario Crawford (11 games) - 2010

Pass attempts

1. 579 - Taylor Heinicke (398-579-14) - 2012
2. 486 - Taylor Heinicke (340-486-8) - 2013
3. 457 - Taylor Heinicke (289-457-16) - 2014
4. 401 - Thomas DeMarco (233-401-12) - 2010
5. **340 - David Washington (202-340-5) - 2016**
6. 307 - Taylor Heinicke (211-307-1) - 2011
7. 269 - Shuler Bentley (140-269-6) - 2015
8. 255 - Thomas DeMarco (137-255-4) - 2009
9. 161 - David Washington (94-161-3) - 2015
10. 160 - Thomas DeMarco (101-160-5) - 2011

Pass completions

1. 398 - Taylor Heinicke (398-579-14) - 2012
2. 340 - Taylor Heinicke (340-486-8) - 2013
3. 289 - Taylor Heinicke (289-457-16) - 2014
4. 233 - Thomas DeMarco (233-401-12) - 2010
5. 211 - Taylor Heinicke (211-307-1) - 2011
6. **202 - David Washington (202-340-5) - 2016**
7. 140 - Shuler Bentley (140-269-6) - 2015
8. 137 - Thomas DeMarco (137-255-4) - 2009
9. 101 - Thomas DeMarco (101-160-5) - 2011
10. 94 - David Washington (94-161-3) - 2015

Passing yards

1. 5076 - Taylor Heinicke (398-579-14) - 2012*
 2. 4022 - Taylor Heinicke (340-486-8) - 2013
 3. 3476 - Taylor Heinicke (289-457-16) - 2014
 4. **2836 - David Washington (202-340-5) - 2016**
 5. 2756 - Thomas DeMarco (233-401-12) - 2010
 6. 2385 - Taylor Heinicke (211-307-1) - 2011
 7. 1921 - Thomas DeMarco (137-255-4) - 2009
 8. 1432 - Shuler Bentley (140-269-6) - 2015
 9. 1155 - David Washington (94-161-3) - 2015
 10. 1055 - Thomas DeMarco (101-160-5) - 2011
- *Led the nation

Passing TDs

1. 44 - Taylor Heinicke - 2012
2. 33 - Taylor Heinicke - 2013
3. **31 - David Washington - 2016**
4. 30 - Taylor Heinicke - 2014
5. 25 - Taylor Heinicke - 2011
6. 23 - Thomas DeMarco - 2010
7. 21 - Thomas DeMarco - 2009
8. 12 - Shuler Bentley - 2015
9. 8 - David Washington - 2015
10. 7 - Thomas DeMarco - 2011

Passes had intercepted

1. 16 - Taylor Heinicke (289-457-16) - 2014
2. 14 - Taylor Heinicke (398-579-14) - 2012
3. 12 - Thomas DeMarco (233-401-12) - 2010
4. 8 - Taylor Heinicke (340-486-8) - 2013
5. 7 - Shuler Bentley (140-269-6) - 2015
6. **5 - David Washington (202-340-5) - 2016**
- 5 - Thomas DeMarco (101-160-5) - 2011
- 4 - Thomas DeMarco (137-255-4) - 2009
- 3 - David Washington (94-161-3) - 2015
- 1 - Nate Ong (3-5-1) - 2011
- 1 - Dan Pitts (3-6-1) - 2009
- 1 - Bobby Cooper (4-6-1) - 2009
- 1 - Rashad Manley (9-15-1) - 2010
- 1 - Drew Hareza (0-1-1) - 2009
- 1 - Taylor Heinicke (211-307-1) - 2011

Individual Season Records

Pass completion pct (min. 20 attempts)

1. 71.0 - David Washington (22-31-0) - 2013
2. 70.0 - Taylor Heinicke (340-486-8) - 2013
3. 68.7 - Taylor Heinicke (398-579-14) - 2012
4. 68.7 - Taylor Heinicke (211-307-1) - 2011
5. 63.2 - Taylor Heinicke (289-457-16) - 2014
6. 63.1 - Thomas DeMarco (101-160-5) - 2011
7. **59.7 - David Washington (202-340-5) - 2016**
8. 58.4 - David Washington (94-161-3) - 2015
9. 58.1 - Thomas DeMarco (233-401-12) - 2010
10. 53.7 - Thomas DeMarco (137-255-4) - 2009

Pass efficiency (min. 20 attempts)

1. 183.7 - David Washington (22-31-0) - 2013
2. 162.6 - Taylor Heinicke (398-579-14) - 2012
3. 160.2 - Taylor Heinicke (211-307-1) - 2011
4. 158.6 - Taylor Heinicke (340-486-8) - 2013
5. **155.6 - David Washington (202-340-5) - 2016**
6. 141.79 - Taylor Heinicke (289-457-16) - 2014
7. 141.0 - Thomas DeMarco (137-255-4) - 2009
8. 131.32 - David Washington (94-161-3) - 2015
9. 128.8 - Thomas DeMarco (233-401-12) - 2010
10. 126.7 - Thomas DeMarco (101-160-5) - 2011

Average yards/pass (min. 20 attempts)

1. 8.8 - Taylor Heinicke (398-579-14) - 2012
2. 8.4 - David Washington (22-31-0) - 2013
3. **8.3 - David Washington (202-340-5) - 2016**
- 8.3 - Taylor Heinicke (340-486-8) - 2013
5. 7.8 - Taylor Heinicke (211-307-1) - 2011



Ray Lawry

6. 7.6 - Taylor Heinicke (289-457-16) - 2014
7. 7.5 - Thomas DeMarco (137-255-4) - 2009
8. 7.1 - David Washington (94-161-3) - 2015
9. 6.9 - Thomas DeMarco (233-401-12) - 2010
10. 6.6 - Thomas DeMarco (101-160-5) - 2011

Average yards/completion (min. 20 attempts)

1. 14.0 - David Washington (202-340-5) - 2016
- 14.0 - Thomas DeMarco (137-255-4) - 2009
3. 12.8 - Taylor Heinicke (398-579-14) - 2012
4. 12.2 - David Washington (94-161-3) - 2015
- 12.2 - Taylor Heinicke (289-457-16) - 2014
6. 11.8 - Taylor Heinicke (340-486-8) - 2013
7. 11.8 - Thomas DeMarco (233-401-12) - 2010
8. 11.8 - David Washington (22-31-0) - 2013
9. 11.3 - Taylor Heinicke (211-307-1) - 2011
10. 10.4 - Thomas DeMarco (101-160-5) - 2011

Passing yards/game (min. 5 games)

1. 390.5 - Taylor Heinicke (13 games) - 2012
2. 335.2 - Taylor Heinicke (12 games) - 2013
3. 289.7 - Taylor Heinicke (12 games) - 2014
4. 265.0 - Taylor Heinicke (9 games) - 2011
5. 250.5 - Thomas DeMarco (11 games) - 2010
6. **218.2 - David Washington (13 games) - 2016**
7. 174.6 - Thomas DeMarco (11 games) - 2009
8. 143.2 - Shuler Bentley (10 games) - 2015
9. 128.3 - David Washington (9 games) - 2015
10. 81.2 - Thomas DeMarco (13 games) - 2011

Pass reception yards

1. 1233 - Nick Meyers (79-1233) - 2012
2. 1020 - Larry Pinkard (68-1020) - 2013
3. 1019 - Antonio Vaughan (63-1019) - 2014
4. 970 - Zach Pascal (68-970) - 2015
5. **946 - Zach Pascal (65-946) - 2016**
6. 885 - Antonio Vaughan (60-885) - 2012
7. 843 - Antonio Vaughan (60-843) - 2013
8. 830 - Larry Pinkard (55-830) - 2012
9. 743 - Zach Pascal (59-743) - 2014
10. 707 - Blair Roberts (56-707) - 2012

Pass receptions

1. 79 - Nick Meyers (79-1233) - 2012
2. 68 - Larry Pinkard (68-1020) - 2013
- 68 - Zach Pascal (68-970) - 2015
4. **65 - Zach Pascal (65-946) - 2016**
5. 63 - Antonio Vaughan (57-975) - 2014
6. 62 - Nick Meyers (62-698) - 2011
7. 60 - Antonio Vaughan (60-885) - 2012
- 60 - Antonio Vaughan (60-843) - 2013
9. 59 - Zach Pascal (59-743) - 2014
10. 56 - Blair Roberts (56-707) - 2012

Pass reception TDs

1. 16 - Nick Meyers - 2012
2. 12 - Antonio Vaughan - 2014
3. 9 - Larry Pinkard - 2011
- 9 - Larry Pinkard - 2013
- 9 - Antonio Vaughan - 2013
- 9 - **Zach Pascal - 2016**
- 9 - **Jonathan Duhart - 2016**
- 8 - **Travis Fulgham - 2016**
- 8 - Zach Pascal - 2015
- 8 - Jonathan Duhart - 2015

Average yards/catch (min. 5 receptions)

1. 19.50 - Nick Meyers (24-468) - 2009
2. 19.44 - James Edwards (9-175) - 2009
3. 18.62 - Carlos Davis (8-149) - 2009
4. 16.73 - Prentice Gill (41-686) - 2010
5. 16.50 - Travis Fulgham (29-478) - 2016
- 16.50 - Chris Lovitt (10-165) - 2009
7. 16.20 - Antonio Vaughan (63-1019) - 2014
8. 15.61 - Nick Meyers (79-1233) - 2012
9. **15.30 - Jonathan Duhart (48-735) - 2016**
10. 15.09 - Larry Pinkard (55-830) - 2012

Receptions/game (min. 5 games)

1. 6.08 - Nick Meyers (13 games) - 2012
2. 5.67 - Larry Pinkard (12 games) - 2013
- 5.67 - Zach Pascal (12 games) - 2015
4. 5.30 - Antonio Vaughan (12 games) - 2014
5. 5.17 - Nick Meyers (12 games) - 2011

6. **5.00 - Zach Pascal (13 games) - 2016**
- 5.00 - Reid Evans (11 games) - 2010
- 5.00 - Antonio Vaughan (12 games) - 2013
9. 4.91 - Zach Pascal (12 games) - 2014
10. 4.62 - Antonio Vaughan (13 games) - 2012

Total offense yards

1. 5546 - Taylor Heinicke (705-5546) - 2012
2. 4370 - Taylor Heinicke (579-4370) - 2013
3. 3615 - Taylor Heinicke (537-3615) - 2014
4. 3179 - Thomas DeMarco (529-3179) - 2010
5. **3043 - David Washington (407-3043) - 2016**
6. 2813 - Thomas DeMarco (418-2813) - 2009
7. 2748 - Taylor Heinicke (375-2748) - 2011
8. 1396 - Shuler Bentley (314-1396) - 2015
9. 1286 - David Washington (201-1286) - 2015
10. **1255 - Ray Lawry (200-1255) - 2016**

Individual Season Records

TDs responsible for

1. 55 - Taylor Heinicke - 2012
2. 38 - Taylor Heinicke - 2013
- 38 - Thomas DeMarco - 2009
4. **32 - David Washington - 2016**
- 32 - Taylor Heinicke - 2014
6. 31 - Thomas DeMarco - 2010
7. 29 - Taylor Heinicke - 2011
8. 16 - Nick Meyers - 2012
- 16 - Ray Lawry - 2014
10. **14 - Jeremy Cox - 2016**

Total offense/game (min. 5 games)

1. 426.6 - Taylor Heinicke (13 games) - 2012
2. 364.2 - Taylor Heinicke (12 games) - 2013
3. 305.3 - Taylor Heinicke (9 games) - 2011
4. 301.2 - Taylor Heinicke (12 games) - 2014
5. 289.0 - Thomas DeMarco (11 games) - 2010
6. 255.7 - Thomas DeMarco (11 games) - 2009
7. **234.1 - David Washington (13 games) - 2016**
8. 142.9 - David Washington (9 games) - 2015
9. 139.6 - Shuler Bentley (10 games) - 2015
10. **104.6 - Ray Lawry (13 games) - 2016**

All purpose yards

1. 1549 - Zach Pascal - 2015
2. **1406 - Zach Pascal - 2016**
3. **1389 - Ray Lawry - 2016**
4. 1357 - Antonio Vaughan - 2012
5. 1321 - Nick Meyers - 2012
6. 1288 - Ray Lawry - 2015
7. 1207 - Tyree Lee - 2012
8. 1162 - Antonio Vaughan - 2014
9. 1136 - Colby Goodwyn - 2011
10. 1102 - Ray Lawry - 2014

All purpose yards/game (min. 5 games)

1. 126.2 - Colby Goodwyn (9 games) - 2011
2. 129.1 - Zach Pascal (12 games) - 2015
3. 117.1 - Ray Lawry (11 games) - 2015
4. **115.8 - Ray Lawry (12 games) - 2016**
5. **108.2 - Zach Pascal (13 games) - 2016**
6. 104.4 - Antonio Vaughan (13 games) - 2012
7. 101.6 - Nick Meyers (13 games) - 2012
8. 98.6 - Colby Goodwyn (9 games) - 2010
9. 96.8 - Antonio Vaughan (12 games) - 2014
10. 92.8 - Tyree Lee (13 games) - 2012

Total points scored

1. 103 - Jarod Brown (64 PAT, 13 FG) - 2013
- 103 - Jarod Brown (73 PAT, 10 FG) - 2012
3. 102 - Thomas DeMarco (17 TD) - 2009
4. 101 - Jarod Brown (58 PAT, 14 FG) - 2011
5. 98 - Nick Meyers (16 TD, 1 PAT) - 2012
6. 96 - Ray Lawry (16 TD) - 2014
7. **86 - Jeremy Cox (13 TD, 1 PAT) - 2016**
8. 78 - Antonio Vaughan (13 TD) - 2014
9. 75 - Jarod Brown (39 PAT, 12 FG) - 2010
10. 72 - Colby Goodwyn (12 TD) - 2013
- 72 - Ray Lawry (12 TD) - 2015

Individual Season Records

Touchdowns scored

- 17 - Thomas DeMarco (17 rush) - 2009
- 16 - Nick Mayers (16 rcv) - 2012
- 16 - Ray Lawry (16 rush) - 2014
- 14 - Jeremy Cox (13 rush, 1 rcv) - 2016**
- 13 - Antonio Vaughan (11 rcv, 1 ret) - 2014
- 12 - Ray Lawry (11 rush, 1 rcv) - 2016**
 - 12 - Colby Goodwyn (12 rush) - 2013
 - 12 - Ray Lawry (11 rush, 1 rcv) - 2015
- 11 - Taylor Heinicke (11 rush) - 2012
- 10 - Antonio Vaughan (1 rush, 9 rcv) - 2013
- 10 - Larry Pinkard (9 rcv, 1 ret) - 2011
- 10 - Angus Harper (10 rush) - 2011

PAT kicks made

- 73 - Jarod Brown (73-73) - 2012
- 64 - Jarod Brown (64-65) - 2013
- 57 - Jarod Brown (57-59) - 2011
- 50 - Drew Hareza (50-51) - 2009
- 45 - Brad Davis (45-46) - 2016**
- 39 - Jarod Brown (39-41) - 2010
- 26 - Ricky Segers (26-27) - 2014
- 21 - Chris Kirtley (21-23) - 2015
- 12 - Jarrett Cervi (12-13) - 2014
- 12 - Satchel Ziffer (12-12) - 2014

PAT kicks attempted

- 73 - Jarod Brown (73-73) - 2012
- 65 - Jarod Brown (64-65) - 2013
- 59 - Jarod Brown (57-59) - 2011
- 51 - Drew Hareza (50-51) - 2009
- 46 - Brad Davis (45-46) - 2016**
- 41 - Jarod Brown (39-41) - 2010
- 27 - Ricky Segers (26-27) - 2014
- 23 - Chris Kirtley (21-23) - 2015
- 13 - Jarrett Cervi (12-13) - 2014
- 12 - Satchel Ziffer (12-12) - 2014

PAT kick pct (min. 5 attempts)

- 100.0 - Satchel Ziffer (12-12) - 2014
- 100.0 - Jarod Brown (73-73) - 2012
- 98.5 - Jarod Brown (64-65) - 2013
- 98.0 - Drew Hareza (50-51) - 2009
- 97.8 - Brad Davis (45-46) - 2016**
- 96.6 - Jarod Brown (57-59) - 2011
- 96.2 - Ricky Segers (26-27) - 2014
- 95.1 - Jarod Brown (39-41) - 2010
- 91.3 - Chris Kirtley (21-23) - 2015

Individual Season Records

Field goals made

- 14 - Jarod Brown (14-21) - 2011
- 13 - Jarod Brown (13-20) - 2013
- 12 - Jarod Brown (12-16) - 2010
- 10 - Jarod Brown (10-12) - 2012
- 10 - Chris Kirtley (10-13) - 2015
- 10 - Brad Davis (10-12) - 2016**
- 7 - Drew Hareza (7-13) - 2009
- 3 - Satchel Ziffer (3-5) - 2014
- 2 - Ricky Segers (2-3) - 2014
- 1 - Jarrett Cervi (1-1) - 2014
- 1 - Drew Hareza (1-3) - 2010

Field goals attempted

- 21 - Jarod Brown (14-21) - 2011
- 20 - Jarod Brown (13-20) - 2013
- 16 - Jarod Brown (12-16) - 2010
- 13 - Drew Hareza (7-13) - 2009
- 13 - Chris Kirtley (10-13) - 2015
- 12 - Jarod Brown (10-12) - 2012
- 12 - Brad Davis (10-12) - 2016**
- 3 - Drew Hareza (1-3) - 2010
- 5 - Satchel Ziffer (2-3) - 2014
- 3 - Ricky Segers (2-3) - 2014

Field goal pct (min. 5 attempts)

- 83.3 - Jarod Brown (10-12) - 2012
- 83.3 - Brad Davis (10-12) - 2016**
- 77.0 - Chris Kirtley (10-13) - 2015
- 75.0 - Jarod Brown (12-16) - 2010
- 66.7 - Jarod Brown (14-21) - 2011
- 65.0 - Jarod Brown (13-20) - 2013
- 53.8 - Drew Hareza (7-13) - 2009

Punt yards

- 2780 - Jonathan Plisco (62-2780) - 2009
- 2450 - Satchel Ziffer (61-2450) - 2015
- 2352 - Jonathan Plisco (51-2352) - 2011
- 2157 - Bailey Cate (57-2157) - 2016**
- 1905 - Jonathan Plisco (43-1905) - 2010
- 1261 - Jonathan Plisco (28-1261) - 2012
- 931 - Jarrett Cervi (23-931) - 2014
- 688 - Jake Walsh (18-688) - 2013
- 661 - Taylor Heinicke (14-661) - 2014
- 539 - Taylor Heinicke (13-539) - 2013

Punt attempts

- 62 - Jonathan Plisco (62-2780) - 2009
- 61 - Satchel Ziffer (61-2450) - 2015
- 57 - Bailey Cate (57-2157) - 2016**
- 51 - Jonathan Plisco (51-2352) - 2011
- 43 - Jonathan Plisco (43-1905) - 2010
- 28 - Jonathan Plisco (28-1261) - 2012
- 23 - Jarrett Cervi (18-726) - 2014
- 18 - Jake Walsh (18-688) - 2013
- 14 - Taylor Heinicke (13-620) - 2014
- 13 - Taylor Heinicke (13-539) - 2013

Average yards/punt (min. 5 attempts)

- 47.20 - Taylor Heinicke (14-661) - 2014
- 46.12 - Jonathan Plisco (51-2352) - 2011
- 45.04 - Jonathan Plisco (28-1261) - 2012
- 44.84 - Jonathan Plisco (62-2780) - 2009
- 44.30 - Jonathan Plisco (43-1905) - 2010
- 41.46 - Taylor Heinicke (13-539) - 2013
- 40.50 - Jarrett Cervi (23-931) - 2014
- 40.20 - Satchel Ziffer (61-2450) - 2015
- 38.83 - Joe Pulisic (6-233) - 2013
- 38.22 - Jake Walsh (18-688) - 2013

Punt return yards

- 304 - Monty Smalley (24-304) - 2010
- 145 - Darrell Brown (14-145) - 2016**
- 144 - Reid Evans (17-144) - 2011
- 112 - Antonio Vaughan (12-112) - 2014
- 92 - Antonio Vaughan (7-92) - 2012
- 76 - Nick Mayers (14-76) - 2012
- 70 - Aaron Evans (6-70) - 2013
- 62 - Monty Smalley (10-62) - 2009
- 52 - Isaiah Harper (4-52) - 2016**
- 36 - Blair Roberts (0-36) - 2011

Punt returns

- 24 - Monty Smalley (24-304) - 2010
- 17 - Reid Evans (17-144) - 2011
- 16 - Marques Little (16-34) - 2015
- 14 - Nick Mayers (14-76) - 2012
- 14 - Darrell Brown (13-145) - 2016**
- 12 - Antonio Vaughan (12-112) - 2014
- 10 - Monty Smalley (10-62) - 2009
- 9 - Reid Evans (9-28) - 2009
- 7 - Antonio Vaughan (7-92) - 2012
- 6 - Aaron Evans (6-70) - 2013

Punt return TDs

- 1 - Antonio Vaughan - 2014
- 1 - Larry Pinkard - 2011
- 1 - Blair Roberts - 2011
- 1 - Aaron Evans - 2013
- 1 - Antonio Vaughan - 2010
- 1 - Colby Goodwyn - 2012

Average yards/punt return (min. 5 attempts)

- 13.14 - Antonio Vaughan (7-92) - 2012
- 12.67 - Monty Smalley (24-304) - 2010
- 11.67 - Aaron Evans (6-70) - 2013
- 10.4 - Darrell Brown (14-145) - 2016**
- 9.30 - Antonio Vaughan (12-112) - 2014
- 8.47 - Reid Evans (17-144) - 2011
- 6.20 - Monty Smalley (10-62) - 2009
- 5.43 - Nick Mayers (14-76) - 2012
- 3.11 - Reid Evans (9-28) - 2009

Kick return yards

- 802 - Aaron Evans (33-802) - 2013
- 686 - Colby Goodwyn (23-686) - 2010
- 486 - Colby Goodwyn (23-486) - 2012

- 478 - Cam Boyd (27-478) - 2014
- 417 - Colby Goodwyn (20-417) - 2011
- 414 - Zach Pascal (20-414) - 2015
- 400 - Antonio Vaughan (20-400) - 2012
- 358 - Aaron Evans (14-358) - 2011
- 343 - Aaron Evans (16-343) - 2012
- 338 - Kesean Strong (16-338) - 2016**

Kick returns

- 33 - Aaron Evans (33-802) - 2013
- 27 - Cam Boyd (27-478) - 2014
- 23 - Colby Goodwyn (23-686) - 2010
- 23 - Colby Goodwyn (23-486) - 2012
- 20 - Antonio Vaughan (20-400) - 2012
- 20 - Colby Goodwyn (20-417) - 2011
- 20 - Zach Pascal (20-414) - 2015
- 16 - Kesean Strong (16-338) - 2016**
- 16 - Antonio Vaughan (16-279) - 2011
- 16 - Aaron Evans (16-343) - 2012

Kick return TDs

- 1 - Aaron Evans - 2010

Average yards/kick return (min. 5 attempts)

- 29.83 - Colby Goodwyn (23-686) - 2010
- 27.14 - Aaron Evans (7-190) - 2010
- 26.20 - Zach Pascal (12-315) - 2016**
- 25.57 - Aaron Evans (14-358) - 2011
- 24.30 - Aaron Evans (33-802) - 2013
- 22.60 - Mario Crawford (10-226) - 2009
- 21.44 - Aaron Evans (16-343) - 2012
- 21.13 - Colby Goodwyn (23-486) - 2012
- 21.10 - Kesean Strong (16-338) - 2016**
- 20.85 - Colby Goodwyn (20-417) - 2011

Interception return yards

- 82 - Fellonte Misher (4-82) - 2015
- 77 - A.T. Aoelua (1-77) - 2009
- 65 - Craig Wilkins (3-65) - 2009
- 51 - Craig Wilkins (3-51) - 2012
- 49 - Fellonte Misher (2-49) - 2013
- 44 - Donald Smith (3-44) - 2009
- 40 - Aaron Young (3-40) - 2016**
- 37 - Devon Simmons (1-37) - 2010
- 33 - Devon Simmons (2-33) - 2011
- 31 - Eriq Lewis (5-31) - 2011

Interceptions

- 5 - Eriq Lewis (5-31) - 2011
- 4 - Devon Simmons (4-27) - 2009
- 4 - Fellonte Misher (4-82) - 2015
- 3 - Aaron Young (2-39) - 2016**
- 3 - Craig Wilkins (3-65) - 2009
- 3 - Craig Wilkins (3-51) - 2012
- 3 - Donald Smith (3-44) - 2009
- 3 - D.J. Simon (3-25) - 2013
- 3 - Carvin Powell (3-18) - 2011
- 2 - Denzel Williams (2-0) - 2016**
- 2 - Brandon Addison (2-0) - 2016**
- 2 - Sean Carter (2-22) - 2016**
- 2 - Fellonte Misher (2-0) - 2014
- 2 - Christian Byrum (2-0) - 2014
- 2 - Fellonte Misher (2-49) - 2013
- 2 - Devon Simmons (2-33) - 2011
- 2 - Paul Morant (2-20) - 2011
- 2 - Craig Wilkins (2-12) - 2011
- 2 - Rodney Hunter (2-5) - 2012
- 2 - Mateus Porter (2-4) - 2009
- 2 - Devon Simmons (2-0) - 2012

Interception return TDs

- 1 - Aaron Young - 2016**
- 1 - Craig Wilkins - 2010
- 1 - A.T. Aoelua - 2009

Fumble return yards

- 33 - Martez Simpson (1-33) - 2015
- 28 - TJ Ricks (2-28) - 2015
- 25 - Oshane Ximines (2-25) - 2015**
- 25 - Fellonte Misher (1-25) - 2014
- 25 - Richie Staton (1-25) - 2013
- 23 - TJ Ricks (2-23) - 2016**
- 18 - Chris Lovitt (1-18) - 2011

- 17 - Marvin Branch (2-17) - 2016**
- 16 - Craig Wilkins (2-16) - 2010
- 15 - Aaron Young (1-15) - 2016**

Fumble returns

- 2 - TJ Ricks (2-23) - 2016**
- 2 - Marvin Branch (2-17) - 2016**
- 2 - Craig Wilkins (2-16) - 2010
- 1 - Martez Simpson (1-33) - 2015
- 1 - TJ Ricks (1-28) - 2015
- 1 - Marvin Branch (1-1) - 2015
- 1 - Sean Carter (1-1) - 2015
- 1 - Fellonte Misher (1-25) - 2014
- 1 - Richie Staton (1-25) - 2013
- 1 - Chris Lovitt (1-18) - 2011
- 1 - Mateus Porter (1-11) - 2010
- 1 - Deron Mayo (1-4) - 2010
- 1 - Fellonte Misher (1-3) - 2013
- 1 - Devon Simmons (1-0) - 2011

Fumble return TDs

- 1 - Rashaad Coward - 2016**
- 1 - Martez Simpson - 2015
- 1 - Poncho Barnwell - 2014
- 1 - Chris Lovitt - 2011
- 1 - Marquis Johnson - 2009

Total tackles

- 123 - TJ Ricks (41-68) - 2015
- 111 - Craig Wilkins (58-53) - 2011
- 102 - TJ Ricks (44-49) - 2016**
- 99 - Anthony Wilson (49-41) - 2016**
- 99 - Fellonte Misher (41-43) - 2015
- 95 - Fellonte Misher (54-41) - 2013
- 90 - Craig Wilkins (41-49) - 2012
- 89 - Justice Davila (33-45) - 2015
- 89 - D.J. Simon (48-41) - 2014
- 87 - Caleb Taylor (43-44) - 2012

Quarterback sacks

- 7.5 - Oshane Ximines (7.5/47) - 2016**
- 7.0 - Bunmi Rotimi (7.0/69) - 2016**
- 6.5 - Craig Wilkins (5-3/46) - 2012
- 6.5 - Deron Mayo (6-1/45) - 2010
- 6.5 - Ronnie Cameron (4-5/48) - 2011
- 5.5 - Chad King (5-1/37) - 2011
- 5.5 - Ronnie Cameron (4-3/39) - 2010
- 5.0 - Tim Ward (5.0/39) - 2016**
- 5.0 - Anthony Wilson (5.0/21) - 2016**
- 5.0 - Oshane Ximines (5-31) - 2015

Fumbles forced

- 4 - TJ Ricks - 2014
- 3 - Oshane Ximines - 2016**
- 3 - T.J. Cowart - 2010
- 3 - Chris Burnette - 2012
- 3 - Eriq Lewis - 2011
- 3 - Deron Mayo - 2010
- 2 - TJ Ricks - 2016**
- 2 - Bunmi Rotimi - 2016**
- 2 - C.J. Bradshaw - 2016**
- 2 - D.J. Simon - 2014
- 2 - Reggie Owens - 2014
- 2 - Edmon McClam - 2009
- 2 - Craig Wilkins - 2010
- 2 - Edmon McClam - 2011
- 2 - Devon Simmons - 2011
- 2 - John Darr - 2011
- 2 - Preston Smith - 2013
- 2 - Ronnie Cameron - 2010
- 2 - A.T. Aoelua - 2009
- 2 - Andrew Everett - 2012
- 2 - Reggie Owens - 2013

Fumbles recovered

- 5 - Craig Wilkins - 2010

Pass breakups

- 11 - T.J. Cowart - 2010
- 11 - Brandon Addison - 2015
- 10 - Brandon Addison - 2016**
- 9 - Eriq Lewis - 2011
- 8 - Eriq Lewis - 2014
- 8 - Aaron Young - 2015

Individual Season/Year-By-Year Records

- 7. 7 - Craig Wilkins - 2009
- 8. 7 - TJ Ricks - 2015
- 7 - Justice Davila - 2016**

QB hurries

- 1. 10 - Ronnie Cameron - 2011
- 2. 9 - Oshane Ximines - 2015
- 3. 8 - Ronnie Cameron - 2010
- 4. 7 - Miles Fox - 2016**
- 7 - Tim Ward - 2015
- 7 - Andrew Everett - 2014
- 7 - Caleb Taylor - 2012
- 7 - Deron Mayo - 2010
- 9. 6 - Bunmi Rotimi - 2016**
- 10. 5 - Poncho Barnwell - 2015
- 5 - TJ Ricks - 2014
- 5 - Edmon McClam - 2011
- 5 - Chris Burnette - 2012

Blocked kicks

- 1. 5 - Edmon McClam - 2009
- 2. 3 - Chris Burnette - 2011
- 3. 2 - Jakwail Bailey - 2011
- 2 - Andrew Everett - 2013
- 2 - Deron Mayo - 2010
- 2 - Chris Burnette - 2009
- 2 - Rashaad Coward - 2013
- 8. 1 - Rashaad Coward - 2016**
- 1 - Eriq Lewis - 2014
- 1 - Edmon McClam - 2010
- 1 - Chris Burnette - 2012
- 1 - Craig Wilkins - 2011
- 1 - Erik Saylor - 2012
- 1 - D. Williams - 2010
- 1 - Erik Saylor - 2011
- 1 - Alex Arain - 2010
- 1 - Eriq Lewis - 2013
- 1 - Paul Morant - 2011
- 1 - James Faircloth - 2011
- 1 - Edmon McClam - 2011
- 1 - Alex Arain - 2011

RUSHING

Year	Player	Att	Yds	Lg	TD	Avg/A	Avg/G
2009	Thomas DeMarco	163	892	51	17	5.5	81.1
2010	Mario Crawford	132	505	25	6	3.8	45.9
2011	Angus Harper	141	633	64	10	4.5	48.7
2012	Tyree Lee	159	864	50	8	5.4	66.5
2013	Colby Goodwyn	104	483	25	12	4.6	40.2
2014	Ray Lawry	134	947	68	16	7.1	78.9
2015	Ray Lawry	194	1136	57	11	5.9	103.3
2016	Ray Lawry	200	1255	46	11	6.3	104.6

PASSING

Year	Player	C-A-I	Yds	Lg	TD	Avg/A	Avg/G
2009	Thomas DeMarco	137-255-4	1921	55	21	7.5	174.6
2010	Thomas DeMarco	233-401-122	756	62	23	6.9	250.5
2011	Taylor Heinicke	211-307-1	2385	93	25	7.8	265.0
2012	Taylor Heinicke	398-579-14	5076	84	44	8.8	390.5
2013	Taylor Heinicke	340-486-8	4022	76	33	8.3	335.2
2014	Taylor Heinicke	289-457-16	3476	74	30	7.6	289.7
2015	Shuler Bentley	140-269-6	1432	70	12	5.3	143.2
2016	David Washington	202-340-5	2836	84	31	8.3	218.2

TOTAL OFFENSE

Year	Player	Total	Rush	Pass
2009	Thomas DeMarco	2813	892	1921
2010	Thomas DeMarco	3179	423	2756
2011	Taylor Heinicke	2748	363	2385
2012	Taylor Heinicke	5546	470	5076
2013	Taylor Heinicke	4360	348	4022
2014	Taylor Heinicke	3615	139	3476
2015	Shuler Bentley	1396	-36	1432
2016	David Washington	2836	207	3043

SCORING

Year	Player	Points	TD	XP	FG
2009	Thomas DeMarco	102	17	0	0
2010	Jarod Brown	75	0	39	12
2011	Jarod Brown	101	0	58	14
2012	Jarod Brown	103	0	73	10
2013	Jarod Brown	103	0	64	13
2014	Ray Lawry	96	16	0	0
2015	Ray Lawry	72	12	0	0
2016	Jeremy Cox	86	14	0	0

RECEIVING

Year	Player	Rec.	Yds	Lg	TD	Avg/C	Rec/G
2009	Reid Evans	46	602	42	3	13.1	4.2
2010	Reid Evans	55	616	33	6	11.2	5.0
2011	Nick Mayers	62	698	93	7	11.3	5.2
2012	Nick Mayers	79	1233	75	16	15.6	6.1
2013	Larry Pinkard	68	1020	74	9	15.0	5.7
2014	Antonio Vaughan	63	1019	74	12	16.2	5.3
2015	Zach Pascal	68	970	53	8	14.3	5.7
2016	Zach Pascal	65	946	53	9	14.6	5.0

PUNT RETURNS

Year	Player	No.	Yds	Avg.	Lg	TD
2009	Monty Smalley	10	62	6.2	18	0
2010	Monty Smalley	24	304	12.7	40	0
2011	Reid Evans	17	144	8.5	28	0
2012	Antonio Vaughan	7	92	13.1	70	1
2013	Aaron Evans	6	70	11.7	64	1
2014	Antonio Vaughan	12	112	9.3	46	1
2015	Marques Little	16	34	2.1	14	0
2016	Darrell Brown	14	145	10.4	36	0

KICK RETURNS

Year	Player	No.	Yds	Avg.	Lg	TD
2009	Mario Crawford	10	226	22.6	76	0
2010	Colby Goodwyn	23	686	29.8	89	0
2011	Colby Goodwyn	20	417	20.9	43	0
2012	Colby Goodwyn	23	486	21.1	47	0
2013	Aaron Evans	33	802	24.3	76	0
2014	Cam Boyd	27	478	17.7	45	0

2015	Zach Pascal	20	414	20.7	34	0
2016	Kesean Strong	16	338	21.1	39	0

INTERCEPTIONS

Year	Player	No.	Yards	Long	TD
2009	Devon Simmons	4	27	14	0
2010	Carvin Powell	1	18	18	0
	Craig Wilkins	1	25	25	1
	Devon Simmons	1	37	37	0
	T.J. Cowart	1	11	11	0
2011	Eriq Lewis	5	31	20	0
2012	Craig Wilkins	3	51	31	0
2013	D.J. Simon	3	25	15	0
2014	Christian Byrum	2	0	0	0
	Fellonte Misher	2	0	0	0
2015	Fellonte Misher	4	82	52	0
2016	Aaron Young	3	40	40	1

ALL PURPOSE

Year	Player	Total	Rush	Rec	PR	KR	IR	Avg/G
2009	Thomas DeMarco	892	892	0	0	0	0	81.1
	Mario Crawford	892	600	66	0	226	0	89.2
2010	Colby Goodwyn	887	186	15	0	686	0	98.6
2011	Colby Goodwyn	1136	581	138	0	417	0	126.2
2012	Antonio Vaughan	1357	-20	885	92	400	0	104.4
2013	Larry Pinkard	1041	21	1020	0	0	0	86.8
2014	Antonio Vaughan	1162	31	1029	112	0	0	96.8
2015	Zach Pascal	1549	165	970	0	414	0	129.1
2016	Zach Pascal	1406	145	946	0	315	0	108.2

PUNTING

Year	Player	No.	Yards	Avg.	Lg
2009	Jonathan Plisco	62	2780	44.8	76
2010	Jonathan Plisco	43	1905	44.3	75
2011	Jonathan Plisco	51	2352	46.1	62
2012	Jonathan Plisco	28	1261	45.0	61
2013	Jake Walsh	18	688	38.2	58
2014	Jarrett Cervi	23	931	40.5	54
2015	Satchel Ziffer	61	2450	40.2	64
2016	Bailey Cate	57	2157	37.8	70

TACKLES

Year	Player	Total	Solo	Ast.
2009	Mychael McJunkins	85	57	28
2010	Craig Wilkins	74	35	39
2011	Craig Wilkins	111	58	53
2012	Craig Wilkins	90	41	49
2013	Fellonte Misher	95	54	41
2014	D.J. Simon	89	48	41
2015	TJ Ricks	123	47	76
2016	TJ Ricks	102	48	54



David Washington

Team Season Records

Team Season Records

RUSHING

Rushing Yards

1. **2559 (500-2559) - 2016**
2. 2384 (469-2384) - 2009
3. 2186 (490-2186) - 2011
4. 2112 (401-2112) - 2015
5. 2007 (469-2007) - 2012

Rushing Attempts

1. **500 (500-2559) - 2016**
2. 490 (490-2186) - 2011
3. 469 (469-2007) - 2012
4. 469 (469-2384) - 2009
5. 401 (401-1915) - 2013
- 401 (401-2112) - 2015

Rushing TD's

1. 34-2012
2. 29-2013
- 29-2009
4. **27-2016**
5. 26-2011

Average Yards/Rush

1. **5.10 (500-2559) - 2016**
1. 5.08 (469-2384) - 2009
2. 4.91 (365-1793) - 2014
3. 4.77 (401-1915) - 2013
4. 4.50 (401-2112) - 2015
5. 4.46 (490-2186) - 2011

Rushing Yards/Game

1. 216.7 (11 games) - 2009
2. **196.8 (13 games) - 2016**
3. 168.2 (13 games) - 2011
4. 159.6 (12 games) - 2013
5. 154.4 (13 games) - 2012
6. 151.8 (12 games) - 2015

PASSING

Pass Attempts

1. 586 (403-586-14) - 2012
2. 519 (363-519-8) - 2013
3. 474 (316-474-7) - 2011
4. 458 (290-458-16) - 2014
5. 433 (235-433-9) - 2015

Pass Completions

1. 403 (403-586-14) - 2012
2. 363 (363-519-8) - 2013
3. 316 (316-474-7) - 2011
4. 290 (290-458-16) - 2014
5. 242 (242-416-13) - 2010

Passing Yards

1. 5120 (403-586-14) - 2012
2. 4313 (363-519-8) - 2013
3. 3522 (316-474-7) - 2011
4. 3510 (290-458-16) - 2014
5. **3042 (220-374-6) - 2016**

Passing TD's

1. 44 - 2012
2. 37 - 2013
3. 33 - 2011
4. **31 - 2016**
5. 30 - 2014

Passes Had Intercepted

1. 16 - (290-458-16) - 2014
2. 14 - (403-586-14) - 2012
3. 13 - (242-416-13) - 2010
4. 9 - (235-433-9) - 2015
5. 8 - (363-519-8) - 2013

Pass Completion PCT

1. 69.9 (363-519-8) - 2013
2. 68.8 (403-586-14) - 2012
3. 66.7 (316-474-7) - 2011
4. 63.3 (290-458-16) - 2014
5. **58.8 (220-374-6) - 2016**

Average Yards/Pass

1. 8.7 (403-586-14) - 2012
2. 8.3 (363-519-8) - 2013
3. **8.1 (2220-374-6) - 2016**
4. 7.7 (290-458-16) - 2014
5. 7.5 (144-268-7) - 2009
6. 7.4 (316-474-7) - 2011

Average Yards/Completion

1. 13.9 (144-268-7) - 2009
2. **13.8 (2220-374-6) - 2016**
3. 12.7 (403-586-14) - 2012
4. 12.1 (290-458-16) - 2014
5. 11.9 (363-519-8) - 2013

Passing Yards/Game

1. 393.8 (13 games) - 2012
2. 359.4 (12 games) - 2013
3. 292.5 (12 games) - 2014
4. 270.9 (13 games) - 2013
5. 258.7 (11 games) - 2010

TOTAL OFFENSE

Total Offense Yards

1. 7127 (1055-7127) - 2012
2. 6228 (920-6228) - 2013
3. 5708 (964-5708) - 2011
4. **5601 (874-5601) - 2016**
5. 5303 (823-5303) - 2014

Total Offense/Game

1. 548.2 (13 games) - 2012
2. 519.0 (12 games) - 2013
3. 441.9 (12 games) - 2014
4. 439.1 (13 games) - 2011
5. **433.9 (12 games) - 2016**

Total Offense/Play

1. 6.77 (920-6228) - 2013
2. 6.76 (1055-7127) - 2012
3. 6.44 (823-5303) - 2014
4. **6.40 (874-5601) - 2016**
5. 5.96 (737-4390) - 2009
6. 5.92 (964-5708) - 2011

All Purpose Yards

1. 8629 - 2012
2. 7425 - 2013
3. 7222 - 2011
4. **6762 - 2016**
5. 6105 - 2014

All Purpose Yards/Game

1. 663.8 - 2012
2. 618.8 - 2013
3. 555.5 - 2011
4. 547.9 - 2009
5. 540.1 - 2010

SCORING

Total Points Scored

1. 587 - 2012
2. 508 - 2014
3. 477 - 2011
4. **456 - 2016**
5. 392 - 2014

Touchdowns Scored

1. 79 - 2012
2. 67 - 2013
3. 62 - 2011
4. **60 - 2016**
5. 54 - 2014

EXTRA POINTS

PAT Kicks Made

1. 75 (75-75) - 2012
2. 65 (65-66) - 2013
3. 57 (57-59) - 2011
4. **56 (52-56) - 2016**
5. 50 (50-52) - 2014
- 50 (50-51) - 2009

PAT Kicks Attempted

1. 75 (75-75) - 2012
2. 66 (65-66) - 2013
3. 59 (57-59) - 2011
4. **56 (52-56) - 2016**
5. 52 (50-52) - 2014

PAT Kick PCT

1. 100.0 (75-75) - 2012
2. 98.5 (65-66) - 2013
3. 98.0 (50-51) - 2009
4. 96.6 (57-59) - 2011
5. 96.2 (50-52) - 2014

FIELD GOALS

Field Goals Made

1. 14 (14-21) - 2011
2. 13 (13-20) - 2013
- 13 (13-19) - 2010
4. 12 (12-17) - 2015
- 12 (12-14) - 2016**

Field Goals Attempted

1. 21 (14-21) - 2011
2. 20 (13-20) - 2013
3. 19 (13-19) - 2010
4. 17 (12-17) - 2015
5. **14 (12-14) - 2016**

Field Goal PCT

1. **83.3 (12-14) - 2016**
- 83.3 (10-12) - 2012
- 71.0 (12-17) - 2015
- 68.4 (13-19) - 2010
- 66.7 (14-21) - 2011

PUNTING

Punt Yards

1. 2897 - 2009
2. 2803 - 2011
3. 2553 - 2015
4. **2198 - 2016**
5. 2135 - 2010

Punt Attempts

1. 65 - 2009
2. 64 - 2015
3. 63 - 2011
4. **59 - 2016**
5. 51 - 2010

Average Yards/Punt

1. 44.5 - 2009
2. 44.4 - 2011
3. 42.9 - 2012
4. 41.9 - 2014
5. 41.8 - 2010

PUNT RETURNS

Punt Return Yards

1. 348 - 2010
2. 246 - 2011
3. **204 - 2016**
4. 168 - 2012
5. 112 - 2014

Punt Returns

1. 28 - 2010
2. 24 - 2011
3. **22 - 2016**
4. 21 - 2012
5. 20 - 2009

Punt Return TD's

1. 2 - 2011
2. 1 - 2014
- 1 - 2013
- 1 - 2012
- 1 - 2010

Average Yards/Punt Return

1. 12.4 - 2010
2. 11.3 - 2013
3. 10.2 - 2011
4. **9.3 - 2016**
- 9.3 - 2014

KICK RETURNS

Kick Return Yards

1. 1252 - 2012
2. 1154 - 2011
3. 1094 - 2010
4. 1032 - 2013
5. 951 - 2015

Kick Returns

1. 63 - 2011
2. 62 - 2012
3. 48 - 2013
4. 46 - 2009
5. 45 - 2015

Kick Return TD's

1. 1 - 2010

Average Yards/Kick Return

1. 24.8 - 2010
2. **22.0 - 2016**
3. 21.5 - 2013
4. 21.1 - 2015
5. 20.1 - 2012

INTERCEPTION RETURNS

Interception Return Yards

1. 217 - 2009
2. 114 - 2015
- 114 - 2011
3. 113 - 2010
5. 82 - 2012

Interceptions

1. 15 - 2012
- 15 - 2009
- 15 - 2011
4. **11 - 2016**
5. 8 - 2013
- 8 - 2015

Interception Return TD's

1. **1 - 2016**
- 1 - 2010
- 1 - 2009

Passing Records

300-Yard Passing Games (33)

Date	Name	Opponent	Yards
September 22, 2012	Taylor Heinicke	New Hampshire	730
November 9, 2013	Taylor Heinicke	Idaho	533
December 1, 2012	Taylor Heinicke	Coastal Carolina	497
September 1, 2012	Taylor Heinicke	Duquesne	492
September 15, 2012	Taylor Heinicke	Campbell	486
October 25, 2014	Taylor Heinicke	WKU	471
October 5, 2013	Taylor Heinicke	Liberty	450
September 20, 2014	Taylor Heinicke	Rice	430
December 8, 2012	Taylor Heinicke	Georgia Southern	421
November 16, 2016	David Washington	Florida Atlantic	416
September 25, 2010	Thomas DeMarco	Monmouth	407
September 14, 2013	Taylor Heinicke	Howard	406
November 7, 2015	David Washington	UTSA	378
October 27, 2012	Taylor Heinicke	Delaware	375
November 5, 2011	Taylor Heinicke	Richmond	373
October 17, 2015	David Washington	Charlotte	365
September 28, 2013	Taylor Heinicke	Albany	365
September 21, 2013	Taylor Heinicke	The Citadel	363
September 26, 2014	Taylor Heinicke	Middle Tennessee	362
September 29, 2012	Taylor Heinicke	Richmond	360
October 15, 2011	Taylor Heinicke	Towson	360
November 17, 2012	Taylor Heinicke	James Madison	357
November 3, 2012	Taylor Heinicke	Georgia State	351
November 16, 2013	Taylor Heinicke	Campbell	341
December 3, 2011	Taylor Heinicke	Georgia Southern	341
August 31, 2013	Taylor Heinicke	East Carolina	338
September 4, 2010	Thomas DeMarco	Jacksonville	334
October 9, 2010	Thomas DeMarco	Cal Poly	327
October 26, 2013	Taylor Heinicke	Norfolk State	325
November 8, 2014	Taylor Heinicke	FIU	315
October 19, 2013	Taylor Heinicke	Pittsburgh	312
September 3, 2011	Thomas DeMarco	Campbell	310
November 15, 2014	Taylor Heinicke	Louisiana Tech	302



David Washington



Thomas DeMarco



Taylor Heinicke

Team Season Records (Cont.)

FUMBLE RETURNS

Fumble Return Yards

1. **76 - 2016**
2. 63 - 2015
3. 31 - 2010
4. 28 - 2013
5. 25 - 2014

Fumble Returns

1. **6 - 2016**
2. 4 - 2010
3. 4 - 2015
4. 2 - 2011
5. 2 - 2013

Fumble Return TD's

1. **1 - 2016**
- 1 - 2014
- 1 - 2011
- 1 - 2009
- 1 - 2015

DEFENSE

Total Tackles

1. 1048 - 2011
2. 1008 - 2012
3. 989 - 2015
4. **952 - 2016**
5. 940 - 2014

Unassisted Tackles

1. 549 - 2011
2. 516 - 2014
3. **488 - 2016**
4. 487 - 2009
5. 485 - 2012

Assisted Tackles

1. 564 - 2010
2. 528 - 2015
3. 523 - 2012
4. 499 - 2011
5. **464 - 2016**

Tackles For Loss

1. 98.0 - 2012
2. 92.0 - 2011
3. 87.0 - 2010
4. **79.0 - 2016**
5. 78.0 - 2013

Yards From Tackles For Loss

1. 418 - 2012
2. 413 - 2011
3. 346 - 2010
4. **341 - 2016**
5. 254 - 2009

Quarterback Sacks

1. 38 - 2012
2. 36 - 2011
3. **34 - 2016**
4. 28 - 2010
5. 26 - 2015

Yards From Sacks

1. 283 - 2012
2. **242 - 2016**
3. 239 - 2011
4. 217 - 2010
5. 163 - 2015

Fumbles Forced

1. 19 - 2011
2. 18 - 2014
3. 15 - 2010
4. **14 - 2016**

Fumbles Recovered


1. 15 - 2010
- 15 - 2009
3. 14 - 2014
4. **12 - 2016**
- 12 - 2011

Pass Breakups

1. 53 - 2015
2. 50 - 2009
3. **46 - 2016**
4. 45 - 2011
5. 38 - 2010

Blocked Kicks


1. 11 - 2011
2. 7 - 2009
3. 5 - 2010
- 5 - 2013
5. 2 - 2015
- 2 - 2012



Robbie Duncan



Chad King



Brandon Addison

Individual Game Records

Most carries

- 31 - Ray Lawry; Norfolk St.; 9/12/2015
- 30 - Thomas DeMarco; N.C. Central; 11/7/2009
- 29 - D. Williams; Campbell; 10/17/2009
- 29 - Ray Lawry; at Marshall; 9/10/2015
- 28 - Ray Lawry; at EMU; 9/5/2015
- 28 - Tyree Lee; William and Mary; 11/10/2012
- 27 - Ray Lawry; Marshall; 11/5/2016**
- 26 - Ray Lawry; WKU; 10/31/2015
- 25 - Ray Lawry; at FAU; 11/19/2016**
- 25 - Ray Lawry; at FAU; 11/29/2014
- 25 - Ray Lawry; at WKU; 10/25/2014
- 25 - Tyree Lee; at Georgia State; 11/3/2012

Most net yards rushing

- 224 - Thomas DeMarco; N.C. Central; 11/7/2009
- 223 - Ray Lawry; at EMU; 9/5/2015
- 215 - Ray Lawry; at Norfolk St.; 9/12/2015
- 213 - Ray Lawry; at FAU; 11/29/2014
- 209 - Ray Lawry; Marshall; 11/5/2016**
- 194 - Ray Lawry; FIU; 11/26/2016**
- 184 - Colby Goodwyn; at Georgia State; 9/10/2011
- 166 - Tyree Lee; William and Mary; 11/10/2012
- 162 - Jeremy Cox; UMass; 10/7/2016**
- 162 - Ray Lawry; at FIU; 10/24/2015

Highest average gain per rush (10 carries)

- 13.1 - Thomas DeMarco; Georgetown; 10/31/2009
- 9.0 - Ray Lawry; at UTEP; 10/11/2014
- 8.6 - Kesean Strong; Norfolk St.; 9/12/2015
- 8.5 - Ray Lawry; at FAU; 11/29/2014
- 8.2 - Ray Lawry; Marshall; 10/4/2014
- 8.1 - Ray Lawry; FIU; 11/26/2016**
- 8.1 - Jamar Parham; Chowan; 9/5/2009
- 8.0 - Ray Lawry; at EMU; 9/5/2015
- 8.0 - Thomas DeMarco; at Jacksonville; 9/19/2009
- 7.9 - Ray Lawry; at App State; 9/10/2016**
- 7.9 - Ray Lawry; Hampton; 9/4/2016**
- 7.9 - Ray Lawry; FIU; 11/8/2014

Most rushing TDs scored

- 4 - Ray Lawry; at EMU; 9/5/2015
- 4 - Ray Lawry; at WKU; 10/25/2014
- 4 - Thomas DeMarco; N.C. Central; 11/7/2009
- 3 - Ray Lawry; FIU; 11/26/2016**
- 3 - Jeremy Cox; at Charlotte; 10/1/2016**
- 3 - Ray Lawry; at NC State; 9/6/2014
- 3 - Angus Harper; at William and Mary; 11/12/2011
- 3 - Colby Goodwyn; at University of Idaho; 11/9/2013
- 3 - Colby Goodwyn; ALBANY; 9/28/2013
- 3 - Taylor Heinicke; DELAWARE; 10/27/2012
- 3 - Thomas DeMarco; at VMI; 11/21/2009
- 3 - Thomas DeMarco; Georgetown; 10/31/2009
- 3 - Thomas DeMarco; Virginia Union; 9/12/2009

Longest rush from scrimmage

- 81 - Gerard Johnson; at North Carolina; 11/23/2013
- 75 - Zach Pascal; at FIU; 10/24/2015
- 70 - Cam Boyd; Rhode Island; 11/2/2013
- 68 - Ray Lawry; at FAU; 11/29/2014
- 67 - Jeremy Cox; Southern Miss; 11/12/16**
- 65 - Jeremy Cox; at NC State; 9/17/16**
- 64 - Angus Harper; TOWSON; 10/15/2011
- 61 - Ray Lawry; at FAU; 11/29/2014
- 57 - Ray Lawry; at FIU; 10/24/2015
- 55 - Ray Lawry; EMU; 9/13/2014

Most passes attempted

- 79 - Taylor Heinicke; New Hampshire; 9/22/2012
- 63 - Taylor Heinicke; Duquesne; 9/1/2012
- 57 - Thomas DeMarco; Cal Poly; 10/9/2010
- 56 - Taylor Heinicke; at University of Idaho; 11/9/2013
- 52 - Taylor Heinicke; at PITT; 10/19/2013
- 52 - Taylor Heinicke; Liberty; 10/5/2013
- 51 - Taylor Heinicke; at East Carolina; 8/31/2013
- 50 - Taylor Heinicke; at FAU; 11/29/2014
- 49 - Taylor Heinicke; at NC St.; 9/6/2014
- 48 - David Washington; at UTSA; 11/7/2015

Most passes completed

- 55 - Taylor Heinicke; New Hampshire; 9/22/2012
- 41 - Taylor Heinicke; Duquesne; 9/1/2012
- 40 - Taylor Heinicke; at University of Idaho; 11/9/2013
- 39 - Taylor Heinicke; Liberty; 10/5/2013
- 38 - Taylor Heinicke; at East Carolina; 8/31/2013
- 36 - Taylor Heinicke; DELAWARE; 10/27/2012
- 35 - Taylor Heinicke; at NC State; 9/6/2014
- 35 - Taylor Heinicke; The Citadel; 9/21/2013
- 34 - Taylor Heinicke; RICHMOND; 11/5/2011
- 32 - Taylor Heinicke; at FAU; 11/29/2014
- 32 - Taylor Heinicke; Coastal Carolina; 12/1/2012
- 32 - Taylor Heinicke; at James Madison; 11/17/2012
- 32 - Taylor Heinicke; at Richmond; 9/29/2012

Highest percentage passes completed (10 attempts)

- 84.8 - Taylor Heinicke; ALBANY; 9/28/2013
- 83.3 - Taylor Heinicke; The Citadel; 9/21/2013
- 81.2 - Taylor Heinicke; at Rhode Island; 10/8/2011
- 80.0 - Taylor Heinicke; Rhode Island; 11/2/2013
- 80.0 - Taylor Heinicke; DELAWARE; 10/27/2012
- 79.3 - Taylor Heinicke; Campbell; 11/16/2013
- 78.8 - Thomas DeMarco; at CAMPBELL; 9/11/2010
- 76.9 - Taylor Heinicke; at W&M; 11/12/2011
- 76.3 - Thomas DeMarco; CAMPBELL; 9/3/2011
- 76.2 - Taylor Heinicke; at Richmond; 9/29/2012

Passing Yards

- 730 - Taylor Heinicke; New Hampshire; 9/22/2012
- 533 - Taylor Heinicke; Idaho; 11/9/2013
- 497 - Taylor Heinicke; Coastal Carolina; 12/1/2012
- 492 - Taylor Heinicke; Duquesne; 9/1/2012
- 486 - Taylor Heinicke; Campbell; 9/15/2012
- 471 - Taylor Heinicke; at WKU; 10/25/2014
- 450 - Taylor Heinicke; Liberty; 10/5/2013
- 430 - Taylor Heinicke; at Rice; 9/20/2014
- 421 - Taylor Heinicke; Georgia Southern; 12/8/2012
- 416 - David Washington; at FAU; 11/19/2016**

Most passing yards gained per attempt (10 attempts)

- 16.8 - Taylor Heinicke; Campbell; 9/15/2012
- 15.2 - Thomas DeMarco; Savannah State; 11/6/2010
- 15.0 - Taylor Heinicke; Howard; 9/14/2013
- 12.0 - David Washington; at UTEP; 10/29/2016**
- 11.6 - David Washington; at FAU; 11/19/2016**
- 11.8 - Taylor Heinicke; at WKU; 10/25/2014
- 11.8 - Taylor Heinicke; Campbell; 11/16/2013
- 11.3 - Taylor Heinicke; Coastal Carolina; 12/1/2012
- 11.1 - Taylor Heinicke; ALBANY; 9/28/2013
- 11.0 - Thomas DeMarco; Virginia Union; 9/12/2009

Most passing yards gained per completion (5 completions)

- 24.8 - Thomas DeMarco; Savannah State; 11/6/2010
- 23.1 - Taylor Heinicke; Campbell; 9/15/2012
- 20.3 - Taylor Heinicke; Howard; 9/14/2013
- 18.7 - David Washington; at UTEP; 1-29/2016**
- 18.7 - David Washington; Hampton; 9/4/2016**
- 18.3 - David Washington; at Charlotte; 10/1/2016**
- 18.1 - Thomas DeMarco; Campbell; 10/17/2009
- 17.4 - Taylor Heinicke; at WKU; 10/25/2014
- 17.1 - David Washington; vs. EMU; 12/23/2016**
- 16.9 - Thomas DeMarco; N.C. Central; 11/7/2009

Most touchdown passes

- 7 - Taylor Heinicke; Campbell; 9/15/2012
- 6 - Taylor Heinicke; Rhode Island; 11/2/2013
- 6 - Taylor Heinicke; Coastal Carolina; 12/1/2012
- 5 - David Washington; at FAU; 11/19/2016**
- 5 - Taylor Heinicke; at Rice; 9/20/2014
- 5 - Taylor Heinicke; at Georgia Southern; 12/3/2011
- 5 - Taylor Heinicke; Norfolk State; 11/26/2011
- 5 - Taylor Heinicke; New Hampshire; 9/22/2012
- 4 - David Washington; Hampton; 9/4/2016**
- 4 - David Washington; Charlotte; 10/17/15
- 4 - Taylor Heinicke; Middle Tennessee; 9/26/2014
- 4 - Taylor Heinicke; at University of Idaho; 11/9/2013
- 4 - Taylor Heinicke; Howard; 9/14/2013
- 4 - Taylor Heinicke; William and Mary; 11/10/2012
- 4 - Taylor Heinicke; at James Madison; 11/17/2012

- 4 - Taylor Heinicke; Duquesne; 9/1/2012
- 4 - Thomas DeMarco; Cal Poly; 10/9/2010
- 4 - Thomas DeMarco; at CAMPBELL; 9/11/2010
- 4 - Thomas DeMarco; at Monmouth; 9/25/2010

Most passes had intercepted

- 4 - Taylor Heinicke; LA Tech; 11/22/2014
- 3 - Taylor Heinicke; Middle Tennessee; 9/26/2014
- 3 - Taylor Heinicke; at Maryland; 9/7/2013
- 3 - Taylor Heinicke; at Georgia State; 11/3/2012
- 3 - Taylor Heinicke; Duquesne; 9/1/2012
- 3 - Thomas DeMarco; Jacksonville; 9/4/2010
- 2 - Taylor Heinicke; at WKU; 10/25/2014
- 2 - Taylor Heinicke; Liberty; 10/5/2013
- 2 - Taylor Heinicke; at Richmond; 9/29/2012
- 2 - Thomas DeMarco; Massachusetts; 10/1/2011
- 2 - Thomas DeMarco; Cal Poly; 10/9/2010
- 2 - Thomas DeMarco; at Hampton; 10/30/2010

Highest passing efficiency rating (10 attempts)

- 285.9 - Taylor Heinicke; Campbell; 9/15/2012
- 249.3 - Taylor Heinicke; Howard; 9/14/2013
- 240.2 - Thomas DeMarco; Savannah State; 11/6/2010
- 223.6 - Taylor Heinicke; Massachusetts; 10/1/2011
- 228.8 - David Washington vs. EMU; 12/23/2016**
- 215.1 - David Washington at FAU; 11/19/2016**
- 214.9 - Thomas DeMarco; Campbell; 10/17/2009
- 212.6 - Taylor Heinicke; Coastal Carolina; 12/1/2012
- 212.2 - Taylor Heinicke; Campbell; 11/16/2013
- 206.9 - Taylor Heinicke; Rhode Island; 11/2/2013

Longest pass completion

- 93 - Taylor Heinicke; TOWSON; 10/15/2011
- 84 - David Washington; at FAU; 11/19/2016**
- 84 - Taylor Heinicke; Campbell; 9/15/2012
- 77 - David Washington; at UTEP; 10/29/2016**
- 76 - Taylor Heinicke; Howard; 9/14/2013
- 75 - Taylor Heinicke; Duquesne; 9/1/2012
- 74 - Taylor Heinicke; FIU; 11/8/2014
- 74 - Taylor Heinicke; Campbell; 11/16/2013
- 74 - Taylor Heinicke; Georgia Southern; 12/8/2012
- 73 - Taylor Heinicke; Coastal Carolina; 12/1/2012

Most passes caught

- 12 - Zach Pascal; UTEP; 11/14/2015
- 12 - Antonio Vaughan; New Hampshire; 9/22/2012
- 12 - Nick Mayers; New Hampshire; 9/22/2012
- 12 - Reid Evans; RICHMOND; 11/5/2011
- 11 - Zach Pascal; Charlotte; 10/17/15
- 11 - Antonio Vaughan; The Citadel; 9/21/2013
- 11 - Nick Mayers; DELAWARE; 10/27/2012
- 10 - Zach Pascal; at UTSA; 11/7/2015
- 10 - Antonio Vaughan; at James Madison; 11/17/2012
- 10 - Nick Mayers; Georgia Southern; 12/8/2012

Most yards receiving

- 271 - Nick Mayers; New Hampshire; 9/22/2012
- 231 - Zach Pascal; Charlotte; 10/17/15
- 220 - Antonio Vaughan; at WKU; 10/25/2014
- 178 - Zach Pascal; at FAU; 11/19/2016**
- 171 - Antonio Vaughan; Campbell; 11/16/2013
- 166 - Nick Mayers; TOWSON; 10/15/2011
- 163 - Zach Pascal; FAU; 11/28/2015
- 160 - Jonathan Duhart; at UTSA; 11/7/2015
- 156 - Larry Pinkard; Campbell; 11/16/2013
- 155 - Jonathan Duhart; at UTEP; 10/29/2016**

Highest average gain per reception (3 receptions)

- 36.7 - Antonio Vaughan; at WKU; 10/25/2014
- 34.3 - Antonio Vaughan; at University of Idaho; 11/9/2013
- 32.7 - Nick Mayers; N.C. Central; 11/7/2009
- 31.0 - Jonathan Duhart; at UTEP; 10/29/2016**
- 30.7 - Angus Harper; Campbell; 9/15/2012
- 30.3 - Chris Lovitt; Savannah State; 11/6/2010
- 29.3 - Larry Pinkard; The Citadel; 9/21/2013
- 27.7 - Nick Mayers; Monmouth; 9/26/2009
- 27.5 - Prentice Gill; VMI; 11/13/2010
- 26.6 - Prentice Gill; Cal Poly; 10/9/2010

Individual Game Records (Cont.)

Most TD receptions

- 1. 3 - Jonathan Duhart; at FAU; 11/19/2016**
 3 - Zach Pascal; FAU; 11/28/2015
 3 - Zach Pascal; Charlotte; 10/17/2015
 3 - Antonio Vaughan; Middle Tennessee; 9/26/2014
 3 - Antonio Vaughan; Campbell; 11/16/2013
 3 - Blair Roberts; Campbell; 9/15/2012
 3 - Larry Pinkard; Coastal Carolina; 12/1/2012
 3 - Nick Mayers; New Hampshire; 9/22/2012

Longest pass reception

1. 93 - Nick Mayers; TOWSON; 10/15/2011
2. 84 - Jeremy Cox; at FAU; 11/19/2016
 84 - Angus Harper; Campbell; 9/15/2012
4. 77 - Jonathan Duhart; at UTEP; 10/29/2016
 5. 76 - Antonio Vaughan; Howard; 9/14/2013
 6. 75 - Nick Mayers; Duquesne; 9/1/2012
 7. 74 - Antonio Vaughan; FIU; 11/8/2014
 74 - Antonio Vaughan; Georgia Southern; 12/8/2012
 74 - Larry Pinkard; Campbell; 11/16/2013
 10. 73 - Larry Pinkard; Coastal Carolina; 12/1/2012

Most total offense plays

1. 90 - Taylor Heinicke; New Hampshire; 9/22/2012
 2. 74 - Taylor Heinicke; Duquesne; 9/1/2012
 3. 73 - Thomas DeMarco; Cal Poly; 10/9/2010
 4. 65 - Taylor Heinicke; Idaho; 11/9/2013
 5. 64 - Taylor Heinicke; Liberty; 10/5/2013
 6. 62 - Taylor Heinicke; at East Carolina; 8/31/2013
 7. 59 - Thomas DeMarco; at Delaware; 9/24/2011
 8. 58 - Shuler Bentley; FAU; 11/28/2015
 9. 57 - Taylor Heinicke; at PITT; 10/19/2013
 57 - Thomas DeMarco; at Monmouth; 9/25/2010

Most total offense yards gained

1. 791 - Taylor Heinicke; New Hampshire; 9/22/2012
 2. 553 - Taylor Heinicke; at Idaho; 11/9/2013
 3. 542 - Taylor Heinicke; Coastal Carolina; 12/1/2012
 4. 530 - Taylor Heinicke; Duquesne; 9/1/2012
 5. 527 - Taylor Heinicke; Campbell; 9/15/2012
 6. 482 - Taylor Heinicke; Liberty; 10/5/2013
 7. 475 - Taylor Heinicke; at WKU; 10/25/2014
 8. 469 - Taylor Heinicke; Georgia Southern; 12/8/2012
 9. 466 - Taylor Heinicke; at Rice; 9/20/2014
10. 437 - David Washington; at FAU; 11/19/2016

Highest average gain per play (20 plays)

1. 14.2 - Taylor Heinicke; Campbell; 9/15/2012
 2. 13.7 - Taylor Heinicke; Howard; 9/14/2013
 3. 11.4 - Thomas DeMarco; Savannah State; 11/6/2010
4. 10.9 - David Washington; at FAU; 11/19/2016
 5. 10.8 - Taylor Heinicke; at WKU; 10/25/2014
 6. 10.6 - Taylor Heinicke; Coastal Carolina; 12/1/2012
 7. 10.4 - Taylor Heinicke; Campbell; 11/16/2013
 8. 10.1 - Thomas DeMarco; Georgetown; 10/31/2009
 10.1 - Taylor Heinicke; ALBANY; 9/28/2013
 10. 9.3 - David Washington; Hampton; 9/4/2016

Most all-purpose yards gained

1. 356 - Colby Goodwyn; Cal Poly; 10/9/2010
 2. 317 - Antonio Vaughan; New Hampshire; 9/22/2012
 3. 303 - Zach Pascal; Charlotte; 10/17/2015
 4. 272 - Nick Mayers; New Hampshire; 9/22/2012
 5. 239 - Ray Lawry; at FAU; 11/29/2014
 6. 224 - Thomas DeMarco; N.C. Central; 11/7/2009
 7. 223 - Ray Lawry; at EMU; 9/5/2015
 8. 222 - Colby Goodwyn; at Georgia State; 9/10/2011
 9. 220 - Antonio Vaughan; at WKU; 10/25/2014
10. 217 - Ray Lawry; FIU; 11/26/2016
 217 - Colby Goodwyn; RICHMOND; 11/5/2011

Most all-purpose attempts

1. 33 - Ray Lawry; at Marshall; 10/3/2015
 2. 32 - Tyree Lee; William and Mary; 11/10/2012
 3. 31 - Ray Lawry; Norfolk St.; 9/12/2015
 4. 30 - Colby Goodwyn; Hampton; 9/17/2011
 30 - Thomas DeMarco; N.C. Central; 11/7/2009
 6. 29 - D. Williams; Campbell; 10/17/2009
 7. 28 - Ray Lawry; at WKU; 10/31/2015

28 - Ray Lawry; at EMU; 9/5/2015

28 - Ray Lawry; at FAU; 11/29/2014

10. 27 - Ray Lawry; Marshall; 11/5/2016

- 27 - Jeremy Cox; UMass; 10/7/2016**
 27 - Ray Lawry; at WKU; 10/25/2014

Most points scored

1. 24 - Ray Lawry; at EMU; 9/5/2015
 24 - Ray Lawry; at WKU; 10/25/2014
 24 - Thomas DeMarco; N.C. Central; 11/7/2009
 4. 20 - Nick Mayers; New Hampshire; 9/22/2012
5. 18 - Ray Lawry; FIU; 11/26/2016
18 - Jonathan Duhart; at FAU; 11/19/2016
18 - Jeremy Cox; at Charlotte; 10/1/2016
 18 - Zach Pascal; FAU; 11/28/2015
 18 - Zach Pascal; Charlotte; 10/17/15
 18 - Antonio Vaughan; Middle Tenn.; 9/26/2014
 18 - Ray Lawry; at NC State; 9/6/2014
 18 - Antonio Vaughan; Campbell; 11/16/2013
 18 - Angus Harper; at William and Mary; 11/12/2011
 18 - Blair Roberts; Campbell; 9/15/2012
 18 - Colby Goodwyn; at Idaho; 11/9/2013
 18 - Colby Goodwyn; ALBANY; 9/28/2013
 18 - Drew Hareza; Chowan; 9/5/2009
 18 - Larry Pinkard; Coastal Carolina; 12/1/2012
 18 - Taylor Heinicke; DELAWARE; 10/27/2012
 18 - Thomas DeMarco; at VMI; 11/21/2009
 18 - Thomas DeMarco; Georgetown; 10/31/2009
 18 - Thomas DeMarco; Virginia Union; 9/12/2009

Most touchdowns scored

1. 4 - Ray Lawry; at EMU; 9/5/2015
 4 - Ray Lawry; at WKU; 10/25/2014
 4 - Thomas DeMarco; N.C. Central; 11/7/2009
3. 3 - Ray Lawry; FIU; 11/26/2016
3 - Jonathan Duhart; at FAU; 11/19/2016
3 - Jeremy Cox; at Charlotte; 10/1/2016
 3 - Zach Pascal; FAU; 11/28/2015
 3 - Zach Pascal; Charlotte; 10/17/2015
 3 - Antonio Vaughan; Middle Tenn.; 9/26/2014
 3 - Ray Lawry; NC State; 9/6/2014
 3 - Antonio Vaughan; Campbell; 11/16/2013
 3 - Angus Harper; at William and Mary; 11/12/2011
 3 - Blair Roberts; Campbell; 9/15/2012
 3 - Colby Goodwyn; at University of Idaho; 11/9/2013
 3 - Colby Goodwyn; ALBANY; 9/28/2013
 3 - Larry Pinkard; Coastal Carolina; 12/1/2012
 3 - Nick Mayers; New Hampshire; 9/22/2012
 3 - Taylor Heinicke; DELAWARE; 10/27/2012
 3 - Thomas DeMarco; at VMI; 11/21/2009
 3 - Thomas DeMarco; Georgetown; 10/31/2009
 3 - Thomas DeMarco; Virginia Union; 9/12/2009

Most extra points made by kicking

1. 10 - Jarod Brown; Howard; 9/14/2013
 10 - Jarod Brown; Campbell; 9/15/2012
 3. 9 - Jarod Brown; ALBANY; 9/28/2013
 9 - Jarod Brown; Coastal Carolina; 12/1/2012
 5. 8 - Jarod Brown; Rhode Island; 11/2/2013
 8 - Jarod Brown; at University of Idaho; 11/9/2013
7. 7 - Brad Davis; Charlotte 10/1/2016
 7 - Drew Hareza; Virginia Union; 9/12/2009
 7 - Jarod Brown; Duquesne; 9/1/2012

Most extra points attempted by kicking

1. 10 - Jarod Brown; Howard; 9/14/2013
 10 - Jarod Brown; Campbell; 9/15/2012
 3. 9 - Jarod Brown; ALBANY; 9/28/2013
 9 - Jarod Brown; Coastal Carolina; 12/1/2012
 5. 8 - Jarod Brown; Rhode Island; 11/2/2013
 8 - Jarod Brown; at University of Idaho; 11/9/2013
7. 7 - Brad Davis; Southern Miss; 11/12/16
7 - Brad Davis; Charlotte; 10/1/2016
 7 - Drew Hareza; Virginia Union; 9/12/2009
 7 - Jarod Brown; The Citadel; 9/21/2013
 7 - Jarod Brown; at Georgia Southern; 12/3/2011
 7 - Jarod Brown; Duquesne; 9/1/2012

Most points scored by kicking

1. 18 - Drew Hareza; Chowan; 9/5/2009
 2. 16 - Jarod Brown; Howard; 9/14/2013
 3. 15 - Jarod Brown; at N.C. Central; 11/20/2010
 4. 13 - Jarod Brown; Duquesne; 9/1/2012
5. 12 - Brad Davis; UMass; 10/7/2016
 12 - Jarod Brown; ALBANY; 9/28/2013
 12 - Jarod Brown; New Hampshire; 9/22/2012
 8. 11 - Jarod Brown; Rhode Island; 11/2/2013
 11 - Jarod Brown; at University of Idaho; 11/9/2013
 11 - Jarod Brown; James Madison; 10/29/2011
 11 - Jarod Brown; CAMPBELL; 9/3/2011

Most field goals attempted

1. 7 - Drew Hareza; Chowan; 9/5/2009
 2. 5 - Jarod Brown; at N.C. Central; 11/20/2010
 3. 4 - Chris Kirtley; Charlotte; 10/17/15
 4 - Jarod Brown; at Norfolk State; 10/26/2013
 4 - Jarod Brown; James Madison; 10/29/2011
6. 3 - Brad Davis; at FAU; 11/19/2016
3 - Brad Davis; UMass; 10/7/2016
 3 - Jarod Brown; at PITT; 10/19/2013
 3 - Jarod Brown; RICHMOND; 11/5/2011
 3 - Jarod Brown; Georgia State; 10/23/2010
 3 - Jarod Brown; Duquesne; 9/1/2012

Most field goals made

1. 5 - Drew Hareza; Chowan; 9/5/2009
 2. 4 - Jarod Brown; at N.C. Central; 11/20/2010
3. 3 - Brad Davis; UMass; 10/7/2016
 3 - Chris Kirtley; at UTSA (11/7/2015)
 3 - Chris Kirtley; Charlotte; 10/17/2015
 3 - Jarod Brown; James Madison; 10/29/2011

Longest field goal made

1. 54 - Jarod Brown; at PITT; 10/19/2013
 2. 52 - Jarod Brown; The Citadel; 9/21/2013
 3. 51 - Jarod Brown; Duquesne; 9/1/2012
 51 - Jarod Brown; at Georgia State; 9/10/2011
 5. 48 - Drew Hareza; Chowan; 9/5/2009
 48 - Jarod Brown; at N.C. Central; 11/20/2010
 7. 47 - Jarod Brown; at James Madison; 11/17/2012
 8. 45 - Jarod Brown; CAMPBELL; 9/3/2011
 45 - Chris Kirtley; Charlotte; 10/17/2015
 9. 44 - Jarod Brown; Georgia State; 10/23/2010
10. 43 - Brad Davis; at UTEP; 10/29/2016
 43 - Jarod Brown; Massachusetts; 10/1/2011

Most punts

1. 10 - Jonathan Plisco; at Fordham University; 10/3/2009
 2. 9 - Jonathan Plisco; at Georgia State; 9/10/2011
3. 8 - Bailey Cate; Southern Miss; 11/12/16
 8 - Jonathan Plisco; Gardner-Webb; 10/2/2010
 8 - Satchel Ziffer; NC State; 9/19/2015
 8 - Satchel Ziffer; UTEP; 11/14/2015
7. 7 - Bailey Cate; at WKU; 10/22/2016
7 - Bailey Cate; at NC State; 9/17/2016
 7 - Satchel Ziffer; FAU; 11/28/2015
 7 - Satchel Ziffer; at Marshall; 10/3/2015
 7 - Jonathan Plisco; Campbell; 10/17/2009
 7 - Jonathan Plisco; at Savannah State Univ.; 10/24/2009
 7 - Jonathan Plisco; at Delaware; 9/24/2011
 7 - Jonathan Plisco; Monmouth; 9/26/2009

Longest Punt

1. 76 - Jonathan Plisco; Campbell
 2. 75 - Jonathan Plisco; W&M
3. 70 - Bailey Cate; at NC State
 4. 66 - Taylor Heinicke; EMU; 9/13/2014
 5. 64 - Jonathan Plisco; at Hampton; 10/30/2010
 64 - Taylor Heinicke; Norfolk State; 11/26/2011
 64 - Satchel Ziffer; Charlotte; 10/17/2015
 8. 63 - Taylor Heinicke; at Rice; 9/20/2014
 9. 62 - Jonathan Plisco; at Rhode Island; 10/8/2011
 62 - Jonathan Plisco; TOWSON; 10/15/2011

Individual Game Records (Cont.)

Longest punt return

1. 70 - Antonio Vaughan; W&M; 11/10/2012
2. 64 - Aaron Evans; Liberty; 10/5/2013
3. 46 - Antonio Vaughan; EMU; 9/13/2014
4. 40 - Monty Smalley; at N.C. Central; 11/20/2010
- 5. 39 - Isaiah Harper; Hampton; 9/4/2016**
 - 39 - Monty Smalley; at CAMPBELL; 9/11/2010
- 7. 36 - Darrell Brown; Hampton; 9/4/2016**
 - 36 - Blair Roberts; at Georgia State; 9/10/2011
9. 32 - Monty Smalley; Gardner-Webb; 10/2/2010
10. 28 - Antonio Vaughan; at Rice; 9/20/2014
 - 28 - Reid Evans; at Villanova; 10/22/2011

Longest kick return

1. 92 - Aaron Evans; Savannah State; 11/6/2010
2. 89 - Colby Goodwyn; Cal Poly; 10/9/2010
3. 83 - Antonio Vaughan; New Hampshire; 9/22/2012
- 76 - Aaron Evans; Howard; 9/14/2013
 - 76 - Mario Crawford; Chowan; 9/5/2009
6. 75 - Aaron Evans; Rhode Island; 11/2/2013
 - 75 - Jeremy Cox; WKU; 10/31/2015
 - 68 - Colby Goodwyn; Jacksonville; 9/4/2010
- 9. 53 - Zach Pascal; Southern Miss; 11/12/2016**
 - 10. 49 - Colby Goodwyn; Georgia State; 10/23/2010

Longest interception return

1. 77 - A.T. Aoelua; at Savannah State Univ.; 10/24/2009
- 52 - Fellonte Misher; at Southern Miss; 11/21/2015
- 37 - Devon Simmons; at Hampton; 10/30/2010
- 36 - Craig Wilkins; Chowan; 9/5/2009
- 33 - Devon Simmons; at Georgia State; 9/10/2011
- 32 - Craig Wilkins; Virginia Union; 9/12/2009
- 31 - Craig Wilkins; at Georgia State; 11/3/2012
- 30 - Donald Smith; Georgetown; 10/31/2009
- 25 - Craig Wilkins; Savannah State; 11/6/2010
 - 25 - Fellonte Misher; ALBANY; 9/28/2013

Longest fumble return

1. 33 - Martez Simpson; at Southern Miss; 11/21/2015
- 28 - TJ Ricks; Charlotte; 10/17/2015
- 25 - Fellonte Misher; at WKU; 10/25/2014
 - 25 - Richie Staton; Howard; 9/14/2013
- 5. 23 - TJ Ricks; Southern Miss; 11/12/16**
 - 6. 18 - Chris Lovitt; at Delaware; 9/24/2011
 - 7. 15 - Craig Wilkins; VMI; 11/13/2010
 - 8. 11 - Mateus Porter; VMI; 11/13/2010
- 9. 7 - Rashaad Coward; Southern Miss; 11/12/16**
 - 10. 4 - Deron Mayo; at Hampton; 10/30/2010

Most punt returns

1. 5 - Reid Evans; CAMPBELL; 9/3/2011
- 4 - Monty Smalley; Savannah State; 11/6/2010
 - 4 - Monty Smalley; at N.C. Central; 11/20/2010
 - 4 - Monty Smalley; Gardner-Webb; 10/2/2010
 - 4 - Reid Evans; Virginia Union; 9/12/2009

Most punt return yards

1. 75 - Antonio Vaughan; William and Mary; 11/10/2012
- 74 - Monty Smalley; at N.C. Central; 11/20/2010
- 70 - Antonio Vaughan; EMU; 9/13/2014
- 68 - Monty Smalley; at CAMPBELL; 9/11/2010
- 64 - Aaron Evans; Liberty; 10/5/2013
- 6. 62 - Darrell Brown; Hampton; 9/4/2016**
 - 7. 59 - Monty Smalley; Gardner-Webb; 10/2/2010
- 8. 43 - Darrell Brown; UTSA; 9/24/2016**
 - 9. 39 - Isaiah Harper; Hampton; 9/4/2016**
 - 10. 36 - Blair Roberts; at Georgia State; 9/10/2011

Highest average gain per punt return (2 returns)

1. 35.0 - Antonio Vaughan; EMU; 9/13/2014
2. 25.0 - Antonio Vaughan; William and Mary; 11/10/2012
3. 22.7 - Monty Smalley; at CAMPBELL; 9/11/2010
- 4. 21.0 - Darrell Brown; Hampton; 9/4/2016**
 - 5. 18.5 - Monty Smalley; at N.C. Central; 11/20/2010
 - 6. 14.8 - Monty Smalley; Gardner-Webb; 10/2/2010
 - 7. 11.5 - Reid Evans; James Madison; 10/29/2011
 - 8. 11.0 - Reid Evans; at Villanova; 10/22/2011
- 9. 10.8 - Darrell Brown; UTSA; 9/24/2016**
 - 10. 10.7 - Monty Smalley; at Monmouth; 9/25/2010

Most kick returns

1. 9 - Colby Goodwyn; Cal Poly; 10/9/2010
- 6 - Cam Boyd; FIU; 11/8/2014
 - 6 - Aaron Evans; at Maryland; 9/7/2013
 - 6 - Aaron Evans; Georgia Southern; 12/8/2012
 - 6 - D. Williams; at Fordham University; 10/3/2009

Most kick return yards

1. 333 - Colby Goodwyn; Cal Poly; 10/9/2010
2. 174 - Antonio Vaughan; UNH; 9/22/2012
3. 149 - Aaron Evans; Howard; 9/14/2013
4. 140 - Kesean Strong; 11/28/2015
5. 130 - Marques Little; WKU; 10/31/2015
6. 124 - Aaron Evans; at Rhode Island; 10/8/2011
7. 115 - Aaron Evans; at North Carolina; 11/23/2013
8. 112 - Aaron Evans; Savannah State; 11/6/2010
9. 111 - Colby Goodwyn; RICHMOND; 11/5/2011
10. 109 - Aaron Evans; at PITT; 10/19/2013

Highest average gain per kick return (2 returns)

1. 56.0 - Aaron Evans; Savannah State; 11/6/2010
2. 49.5 - Mario Crawford; Chowan; 9/5/2009
3. 43.0 - Colby Goodwyn; Jacksonville; 9/4/2010
4. 37.2 - Aaron Evans; Howard; 9/14/2013
5. 37.0 - Colby Goodwyn; Cal Poly; 10/9/2010
6. 34.8 - Antonio Vaughan; UNH; 9/22/2012
7. 34.0 - Aaron Evans; at James Madison; 11/17/2012
8. 33.0 - Colby Goodwyn; Campbell; 9/15/2012
 - 33.0 - T.J. Cowart; Chowan; 9/5/2009
10. 32.0 - Colby Goodwyn; Georgia State; 10/23/2010

Most fumble return yards

1. 33 - Martez Simpson; at Southern Miss; 11/21/2015
- 28 - TJ Ricks; Charlotte; 10/17/15
- 25 - Richie Staton; Howard; 9/14/2013
- 4. 23 - TJ Ricks; Southern Miss; 11/12/16**
 - 5. 18 - Chris Lovitt; at Delaware; 9/24/2011
 - 6. 15 - Craig Wilkins; VMI; 11/13/2010
 - 7. 11 - Mateus Porter; VMI; 11/13/2010
- 8. 7 - Rashaad Coward; Southern Miss; 11/12/16**
 - 9. 4 - Deron Mayo; at Hampton; 10/30/2010
 - 10. 3 - Fellonte Misher; The Citadel; 9/21/2013

Most interceptions

1. 2 - Christian Byrum; Marshall; 10/4/2014
 - 2 - Eriq Lewis; at William and Mary; 11/12/2011

Most interception return yards

1. 77 - A.T. Aoelua; at Savannah State; 10/24/2009
- 52 - Fellonte Misher; at Southern Miss; 11/21/2015
- 37 - Devon Simmons; at Hampton; 10/30/2010
- 36 - Craig Wilkins; Chowan; 9/5/2009
- 33 - Devon Simmons; at Georgia State; 9/10/2011
- 32 - Craig Wilkins; Virginia Union; 9/12/2009
- 31 - Craig Wilkins; at Georgia State; 11/3/2012
- 30 - Donald Smith; Georgetown; 10/31/2009
- 25 - Craig Wilkins; Savannah State; 11/6/2010
 - 25 - Fellonte Misher; ALBANY; 9/28/2013

Most tackles

1. 18 - TJ Ricks; Charlotte; 10/17/2015
- 2. 17 - Anthony Wilson; Southern Miss; 11/12/16**
 - 17 - Craig Wilkins; Hampton; 9/17/2011
4. 15 - Fellonte Misher; FAU; 11/28/2015
- 5. 14 - TJ Ricks; UTSA; 9/24/2016**
 - 14 - TJ Ricks; FAU; 11/28/2015
 - 14 - Fellonte Misher; Charlotte; 10/17/2015
 - 14 - TJ Ricks; at EMU; 9/5/2015
 - 14 - TJ Ricks; FIU; 11/8/2014
 - 14 - Caleb Taylor; Georgia Southern; 12/8/2012
 - 14 - Ronnie Cameron; at N.C. Central; 11/20/2010

Most quarterback sacks

- 1. 3.0 - Anthony Wilson; App State; 9/10/2016**
 - 2. 2.5 - Alex Arain; Coastal Carolina; 12/1/2012
 - 2.5 - Ronnie Cameron; TOWSON; 10/15/2011
- 4. 2.0 - Bunmi Rotimi; Southern Miss; 11/12/16**
 - 2.0 - Daniel Appouh; Hampton; 9/4/2016**
 - 2.0 - Chris Burnette; Campbell; 9/15/2012

- 2.0 - Edmon McClam; Hampton; 9/17/2011
- 2.0 - J.J. Williams; TOWSON; 10/15/2011
- 2.0 - Reggie Owens; Villanova; 10/13/2012
- 2.0 - Ronnie Cameron; at Georgia State; 9/10/2011

Most tackles for loss

1. 4.5 - Alex Arain; Coastal Carolina; 12/1/2012
2. 4.0 - Chad King; at Jacksonville; 9/19/2009
- 3. 3.5 - Daniel Appouh; Hampton; 9/4/2016**
 - 3.5 - Craig Wilkins; at Rhode Island; 10/8/2011
 - 3.5 - Eriq Lewis; at East Carolina; 8/31/2013
 - 3.5 - Ronnie Cameron; at N.C. Central; 11/20/2010
 - 3.5 - Ronnie Cameron; TOWSON; 10/15/2011
- 8. 3.0 - Anthony Wilson; at App State; 9/10/2016**
 - 3.0 - Caleb Taylor; Coastal Carolina; 12/1/2012
 - 3.0 - Caleb Taylor; at James Madison; 11/17/2012
 - 3.0 - Craig Wilkins; at Hampton; 9/8/2012
 - 3.0 - Richie Staton; at Norfolk State; 10/26/2013
 - 3.0 - Reggie Owens; Villanova; 10/13/2012
 - 3.0 - Ronnie Cameron; James Madison; 10/29/2011
 - 3.0 - Ronnie Cameron; William & Mary; 9/18/2010

Most fumbles forced

- 1. 2 - TJ Ricks; Southern Miss; 11/12/16**
 - 2 - Chris Burnette; at Hampton; 9/8/2012
 - 2 - Edmon McClam; Hampton; 9/17/2011

Most fumbles recovered

- 1. 2 - TJ Ricks; Southern Miss; 11/12/16**
 - 2 - Marvin Branch; Hampton; 9/4/2016**
 - 2 - Isaiah Worthy; Hampton; 8/30/2014
 - 2 - Craig Wilkins; Georgia State; 10/23/2010

Most pass breakups

- 1. 5 - Brandon Addison; 11/5/2016**
 - 2. 4 - Justice Davila; UTSA; 9/24/2016**
 - 3. 3 - Aaron Young; FAU; 11/28/2015
 - 3 - Brandon Addison; at FIU; 10/24/2015
 - 3 - Fellonte Misher; at EMU; 9/5/2015
 - 3 - Eriq Lewis; Hampton; 8/30/2014
 - 3 - Eriq Lewis; at Delaware; 9/24/2011
 - 3 - MR Williams; Presbyterian; 10/10/2009
 - 3 - T.J. Cowart; Gardner-Webb; 10/2/2010
 - 3 - T.J. Cowart; Georgia State; 10/23/2010
 - 3 - T.J. Cowart; William & Mary; 9/18/2010

Most blocked kicks

1. 3 - Edmon McClam; Chowan; 9/5/2009
1. 1 - Rashaad Coward; Charlotte; 10/17/2015
 - 1 - Eriq Lewis; at UTEP; 10/11/14
 - 1 - Andrew Everett; Campbell; 11/16/2013
 - 1 - Andrew Everett; at Norfolk State; 10/26/2013
 - 1 - Alex Arain; at Georgia State; 9/10/2011
 - 1 - Alex Arain; at Monmouth; 9/25/2010
 - 1 - Andrew Turner; Virginia Union; 9/12/2009
 - 1 - Chris Burnette; at William and Mary; 11/12/2011
 - 1 - Chris Burnette; Norfolk State; 11/26/2011
 - 1 - Chris Burnette; Presbyterian; 10/10/2009
 - 1 - Chris Burnette; Virginia Union; 9/12/2009
 - 1 - Chris Burnette; at Delaware; 9/24/2011
 - 1 - Chris Burnette; at Richmond; 9/29/2012
 - 1 - Craig Wilkins; James Madison; 10/29/2011
 - 1 - D. Williams; at Hampton; 10/30/2010
 - 1 - Deron Mayo; Gardner-Webb; 10/2/2010
 - 1 - Deron Mayo; at Hampton; 10/30/2010
 - 1 - Eriq Lewis; ALBANY; 9/28/2013
 - 1 - Edmon McClam; Savannah State; 11/6/2010
 - 1 - Edmon McClam; Norfolk State; 11/26/2011
 - 1 - Edmon McClam; at Fordham University; 10/3/2009
 - 1 - Edmon McClam; at Jacksonville; 9/19/2009
 - 1 - Erik Saylor; at Georgia Southern; 12/3/2011
 - 1 - Erik Saylor; Duquesne; 9/1/2012
 - 1 - Jakwail Bailey; RICHMOND; 11/5/2011
 - 1 - Jakwail Bailey; Massachusetts; 10/1/2011
 - 1 - James Faircloth; Hampton; 9/17/2011
 - 1 - Paul Morant; at Georgia State; 9/10/2011
 - 1 - Rashaad Coward; Campbell; 11/16/2013
 - 1 - Rashaad Coward; ALBANY; 9/28/2013

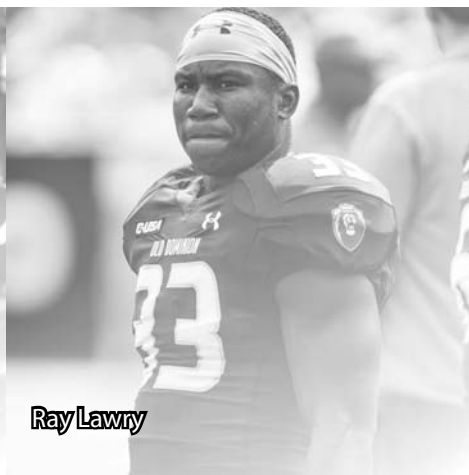
Rushing Records

100-Yard Rushing Games (38)

Date	Name	Opponent	Yards
November 7, 2009	Thomas DeMarco	North Carolina Central	224
September 5, 2015	Ray Lawry	Eastern Michigan	223
September 12, 2015	Ray Lawry	Norfolk State	217
November 29, 2014	Ray Lawry	Florida Atlantic	213
November 5, 2016	Ray Lawry	Marshall	209
November 26, 2016	Ray Lawry	FIU	194
September 10, 2011	Colby Goodwyn	Georgia State	184
November 10, 2012	Tyree Lee	William and Mary	166
October 7, 2016	Jeremy Cox	Massachusetts	162
October 17, 2015	Ray Lawry	FIU	162
October 3, 2015	Ray Lawry	Marshall	160
October 25, 2014	Ray Lawry	WKU	148
October 17, 2009	Desmond Williams	Campbell	145
October 31, 2009	Desmond Williams	Georgetown	144
November 23, 2013	Gerard Johnson	UNC	143
November 8, 2014	Ray Lawry	FIU	142
October 4, 2014	Ray Lawry	Marshall	142
August 30, 2014	Gerard Johnson	Hampton	137
October 31, 2015	Ray Lawry	WKU	136
September 19, 2009	Thomas DeMarco	Jacksonville	136
December 23, 2016	Ray Lawry	Eastern Michigan	133 (Popeyes Bahamas Bowl)
October 29, 2016	Ray Lawry	UTEP	131
October 27, 2012	Tyree Lee	Delaware	128
November 3, 2012	Tyree Lee	Georgia State	126
September 10, 2016	Ray Lawry	Appalachian State	119
November 2, 2013	Cam Boyd	Rhode Island	119
November 19, 2016	Ray Lawry	Florida Atlantic	117
October 11, 2014	Ray Lawry	UTEP	117
September 17, 2011	Angus Harper	Hampton	115
September 1, 2012	Tyree Lee	Duquesne	113
October 31, 2009	Thomas DeMarco	Georgetown	113
September 4, 2016	Ray Lawry	Hampton	110
October 10, 2009	Thomas DeMarco	Presbyterian	108
November 12, 2011	Angus Harper	William and Mary	106
September 5, 2009	Jamar Parham	Chowan	105
September 24, 2016	Jeremy Cox	UTSA	103
November 7, 2015	Ray Lawry	UTSA	103
October 24, 2009	Mario Crawford	Savannah State	102
October 26, 2013	Gerard Johnson	Norfolk State	101



Mario Crawford



Ray Lawry



Jeremy Cox

Team Game Records

Most carries

- 59 - Norfolk St; 9/12/2015
- 54 - at Georgia State; 9/10/2011
- 53 - at VMI; 11/21/2009
- 53 - Virginia Union; 9/12/2009
- 52 - at Richmond; 9/29/2012
- 6. 51 - FIU; 11/26/2016**
- 7. 50 - Marshall; 11/5/2016**
- 50 - Georgetown; 10/31/2009
- 49 - Presbyterian; 10/10/2009
- 49 - Hampton; 9/17/2011

Most net yards rushing

- 340 - Georgetown; 10/31/2009
- 338 - Norfolk St; 9/12/2015
- 3. 312 - FIU; 11/26/2016**
- 297 - at FIU; 10/24/2015
- 285 - Rhode Island; 11/2/2013
- 282 - at Georgia State; 9/10/2011
- 279 - N.C. Central; 11/7/2009
- 8. 274 - UMass; 10/7/2016**
- 9. 262 - Marshall; 11/5/2016**
- 252 - Campbell; 9/15/2012

Highest average gain per rush (20 rushes)

- 9.0 - at FIU; 10/24/2015
- 7.3 - at Georgia Southern; 12/3/2011
- 6.8 - Georgetown; 10/31/2009
- 6.7 - at William and Mary; 11/12/2011
- 6.6 - Campbell; 9/15/2012
- 6.6 - N.C. Central; 11/7/2009
- 6.3 - Rhode Island; 11/2/2013
- 6.2 - Monmouth; 9/26/2009
- 6.2 - Howard; 9/14/2013
- 10. 6.1 - FIU; 11/26/2016**
- 6.1 - at Jacksonville; 9/19/2009

Most rushing TDs scored

- 7 - ALBANY; 9/28/2013
- 5 - N.C. Central; 11/7/2009
- 5 - Virginia Union; 9/12/2009
- 5 - Hampton; 9/17/2011
- 5 - The Citadel; 9/21/2013
- 6. 4 - FIU; 11/26/2016**
- 4 - at EMU; 9/5/2015
- 4 - at WKU; 10/25/2014
- 4 - at Georgia State; 11/3/2012
- 4 - Savannah State; 11/6/2010
- 4 - at University of Idaho; 11/9/2013
- 4 - at William and Mary; 11/12/2011
- 4 - at VMI; 11/21/2009
- 4 - DELAWARE; 10/27/2012
- 4 - Howard; 9/14/2013
- 4 - at Richmond; 9/29/2012

Most passes attempted

- 79 - New Hampshire; 9/22/2012
- 63 - Duquesne; 9/1/2012
- 57 - Cal Poly; 10/9/2010
- 56 - at University of Idaho; 11/9/2013
- 53 - at PITT; 10/19/2013
- 52 - at East Carolina; 8/31/2013
- 52 - Liberty; 10/5/2013
- 50 - at NC State; 9/6/2014
- 48 - at UTSA; 11/7/2015
- 47 - RICHMOND; 11/5/2011
- 47 - at Monmouth; 9/25/2010

Most passes completed

- 55 - New Hampshire; 9/22/2012
- 41 - Duquesne; 9/1/2012
- 40 - at University of Idaho; 11/9/2013
- 39 - at East Carolina; 8/31/2013
- 39 - Liberty; 10/5/2013
- 36 - at NC State; 9/6/2014
- 36 - DELAWARE; 10/27/2012
- 35 - The Citadel; 9/21/2013
- 34 - RICHMOND; 11/5/2011
- 32 - Coastal Carolina; 12/1/2012
- 32 - Rhode Island; 11/2/2013
- 32 - at James Madison; 11/17/2012
- 32 - CAMPBELL; 9/3/2011
- 32 - ALBANY; 9/28/2013

32 - at Richmond; 9/29/2012

Highest percentage passes completed (10 passes)

- 86.5 - ALBANY; 9/28/2013
- 83.3 - The Citadel; 9/21/2013
- 81.2 - at Rhode Island; 10/8/2011
- 80.0 - Rhode Island; 11/2/2013
- 80.0 - DELAWARE; 10/27/2012
- 78.8 - at CAMPBELL; 9/11/2010
- 78.1 - Campbell; 11/16/2013
- 77.5 - at William and Mary; 11/12/2011
- 76.2 - at Richmond; 9/29/2012
- 75.0 - at East Carolina; 8/31/2013
- 75.0 - Liberty; 10/5/2013

Most passing yards

- 730 - New Hampshire; 9/22/2012
- 533 - at University of Idaho; 11/9/2013
- 530 - Campbell; 9/15/2012
- 497 - Coastal Carolina; 12/1/2012
- 492 - Duquesne; 9/1/2012
- 487 - Howard; 9/14/2013
- 471 - at WKU; 10/25/2014
- 450 - Liberty; 10/5/2013
- 430 - at Rice; 9/20/2014
- 421 - Georgia Southern; 12/8/2012

Most passing yards gained per attempt (10 attempts)

- 15.1 - Campbell; 9/15/2012
- 13.1 - Campbell; 11/16/2013
- 12.8 - Howard; 9/14/2013
- 11.8 - at WKU; 10/25/2014
- 11.6 - at FAU; 11/19/2016**
- 11.3 - Coastal Carolina; 12/1/2012
- 11.0 - Savannah State; 11/6/2010
- 10.5 - ALBANY; 9/28/2013
- 10.4 - Campbell; 10/17/2009
- 10.3 - Presbyterian; 10/10/2009

Most passing yards gained per completion (5 completions)

- 20.4 - Campbell; 9/15/2012
- 18.1 - Hampton; 9/4/2016**
- 18.1 - Campbell; 10/17/2009
- 17.9 - Savannah State; 11/6/2010
- 17.4 - Howard; 9/14/2013
- 16.9 - N.C. Central; 11/7/2009
- 16.8 - Campbell; 11/16/2013
- 16.4 - TOWSON; 10/15/2011
- 9. 16.0 - at FAU; 11/19/2016**
- 15.5 - Coastal Carolina; 12/1/2012

Most touchdown passes

- 7 - Rhode Island; 11/2/2013
- 7 - Campbell; 9/15/2012
- 6 - Coastal Carolina; 12/1/2012
- 6 - Howard; 9/14/2013
- 5. 5 - at FAU; 11/19/2016**
- 5 - at Rice; 9/20/2014
- 5 - at Georgia Southern; 12/3/2011
- 5 - Norfolk State; 11/26/2011
- 5 - Massachusetts; 10/1/2011
- 5 - New Hampshire; 9/22/2012

- 3 - Jacksonville; 9/4/2010
- 3 - at Maryland; 9/7/2013
- 2 - Hampton; 8/30/2014
- 2 - Massachusetts; 10/1/2011
- 2 - Liberty; 10/5/2013
- 2 - Cal Poly; 10/9/2010
- 2 - at Hampton; 10/30/2010
- 2 - CAMPBELL; 9/3/2011
- 2 - Virginia Union; 9/12/2009
- 2 - Monmouth; 9/26/2009
- 2 - at Richmond; 9/29/2012

Highest passing efficiency rating (11 attempts)

- 261.8 - Campbell; 9/15/2012
- 233.4 - Howard; 9/14/2013
- 229.4 - Campbell; 11/16/2013
- 214.9 - Campbell; 10/17/2009
- 212.6 - Coastal Carolina; 12/1/2012
- 210.8 - Rhode Island; 11/2/2013
- 206.6 - Presbyterian; 10/10/2009
- 202.7 - at Savannah State Univ.; 10/24/2009
- 202.0 - Norfolk State; 11/26/2011
- 192.9 - ALBANY; 9/28/2013

Most total offense plays

- 106 - Duquesne; 9/1/2012
- 106 - New Hampshire; 9/22/2012
- 94 - at Richmond; 9/29/2012
- 92 - Cal Poly; 10/9/2010
- 89 - at Georgia State; 11/3/2012
- 88 - RICHMOND; 11/5/2011
- 86 - at University of Idaho; 11/9/2013
- 85 - Rhode Island; 11/2/2013
- 85 - William and Mary; 11/10/2012
- 85 - Liberty; 10/5/2013

Most total offense yards gained

- 824 - New Hampshire; 9/22/2012
- 782 - Campbell; 9/15/2012
- 733 - Howard; 9/14/2013
- 723 - Duquesne; 9/1/2012
- 672 - Coastal Carolina; 12/1/2012
- 643 - at WKU; 10/25/2014
- 633 - Rhode Island; 11/2/2013
- 8. 623 - Florida Atlantic; 11/19/2016**
- 621 - at University of Idaho; 11/9/2013
- 614 - ALBANY; 9/28/2013

Highest average gain per play

- 10.7 - Campbell; 9/15/2012
- 9.8 - Campbell; 11/16/2013
- 9.4 - Howard; 9/14/2013
- 8.8 - Coastal Carolina; 12/1/2012
- 8.7 - at WKY; 10/25/2014
- 8.3 - at Rice; 9/20/2014
- 8.0 - Georgia Southern; 12/8/2012
- 8. 7.9 - at FAU; 11/19/2016**
- 7.8 - New Hampshire; 9/22/2012
- 7.7 - TOWSON; 10/15/2011

Most all-purpose yards gained

- 1027 - New Hampshire; 9/22/2012
- 890 - Campbell; 9/15/2012
- 882 - Howard; 9/14/2013
- 805 - Duquesne; 9/1/2012
- 804 - Cal Poly; 10/9/2010
- 764 - Coastal Carolina; 12/1/2012
- 739 - Rhode Island; 11/2/2013
- 715 - ALBANY; 9/28/2013
- 705 - RICHMOND; 11/5/2011
- 698 - at Richmond; 9/29/2012

Most all-purpose attempts

- 93 - Duquesne; 9/1/2012
- 92 - New Hampshire; 9/22/2012
- 91 - at Richmond; 9/29/2012
- 84 - ALBANY; 9/28/2013
- 83 - at Georgia State; 11/3/2012
- 82 - Rhode Island; 11/2/2013
- 82 - RICHMOND; 11/5/2011
- 81 - William and Mary; 11/10/2012
- 81 - DELAWARE; 10/27/2012
- 81 - Virginia Union; 9/12/2009



Zach Pascal

Team Game Records (Cont.)

Most points scored

1. 76 - Howard; 9/14/2013
2. 70 - Campbell; 9/15/2012
3. 66 - Rhode Island; 11/2/2013
66 - ALBANY; 9/28/2013
5. 64 - New Hampshire; 9/22/2012
6. 63 - Coastal Carolina; 12/1/2012
7. 59 - at University of Idaho; 11/9/2013
59 - The Citadel; 9/21/2013
9. 57 - Savannah State; 11/6/2010
57 - Duquesne; 9/1/2012

Most touchdowns scored

1. 10 - Howard; 9/14/2013
10 - Campbell; 9/15/2012
3. 9 - Coastal Carolina; 12/1/2012
9 - Rhode Island; 11/2/2013
9 - ALBANY; 9/28/2013
6. 8 - Savannah State; 11/6/2010
8 - at University of Idaho; 11/9/2013
8 - The Citadel; 9/21/2013
8 - New Hampshire; 9/22/2012
- 10. 7 - Southern Miss; 11/12/16**
7 - at Georgia Southern; 12/3/2011
7 - at Georgia State; 11/3/2012
7 - Duquesne; 9/1/2012
7 - Virginia Union; 9/12/2009

Most punt returns

1. 6 - CAMPBELL; 9/3/2011
6 - Campbell; 9/15/2012
3. 5 - Hampton; 9/4/2016
5 - Savannah State; 11/6/2010
5 - at Georgia State; 9/10/2011
6. 4 - UTSA; 9/24/2016
4 - at N.C. Central; 11/20/2010
4 - Gardner-Webb; 10/2/2010
4 - at Savannah State Univ.; 10/24/2009
4 - at Hampton; 10/30/2010
4 - at CAMPBELL; 9/11/2010
4 - Virginia Union; 9/12/2009

Most punt return yards

1. 116 - Hampton; 9/4/2016
2. 80 - Liberty; 10/5/2013
3. 77 - at CAMPBELL; 9/11/2010
4. 75 - William and Mary; 11/10/2012
5. 74 - at N.C. Central; 11/20/2010
6. 70 - EMU; 9/13/2014
7. 59 - Gardner-Webb; 10/2/2010
8. 54 - at Georgia State; 9/10/2011
9. 50 - UTSA; 9/24/2016
10. 46 - Savannah State; 11/6/2010

Highest average gain per punt return (2 returns)

1. 40.0 - Liberty; 10/5/2013
2. 35.0 - EMU; 9/13/2014
3. 25.0 - William and Mary; 11/10/2012
4. 23.2 - Hampton; 9/4/2016
5. 19.5 - Hampton; 9/17/2011
6. 19.2 - at CAMPBELL; 9/11/2010
7. 18.5 - at N.C. Central; 11/20/2010
8. 15.5 - Massachusetts; 10/1/2011
9. 14.8 - Gardner-Webb; 10/2/2010
10. 14.0 - at Rice; 9/20/2014

Most kick returns

1. 11 - at North Carolina; 11/23/2013
11 - Cal Poly; 10/9/2010
3. 7 - Georgia Southern; 12/8/2012
7 - at Fordham University; 10/3/2009
7 - New Hampshire; 9/22/2012
7 - at Delaware; 9/24/2011
7. 6 - at Georgia Southern; 12/3/2011
6 - at VMI; 11/21/2009
6 - Massachusetts; 10/1/2011
6 - Villanova; 10/13/2012
6 - TOWSON; 10/15/2011
6 - DELAWARE; 10/27/2012
6 - Jacksonville; 9/4/2010
6 - at Maryland; 9/7/2013
6 - Hampton; 9/17/2011

Most kick return yards

1. 365 - Cal Poly; 10/9/2010
2. 215 - at North Carolina; 11/23/2013
3. 198 - New Hampshire; 9/22/2012
4. 182 - Jacksonville; 9/4/2010
5. 165 - Chowan; 9/5/2009
6. 149 - Howard; 9/14/2013
7. 135 - at James Madison; 11/17/2012
8. 134 - Massachusetts; 10/1/2011
9. 132 - at Rhode Island; 10/8/2011
10. 130 - Villanova; 10/13/2012

Highest average gain per kick return (2 returns)

1. 41.2 - Chowan; 9/5/2009
2. 38.7 - Savannah State; 11/6/2010
3. 37.2 - Howard; 9/14/2013
4. 33.2 - Cal Poly; 10/9/2010
5. 33.0 - Campbell; 9/15/2012
6. 31.3 - Hampton; 9/4/2016
7. 30.3 - Jacksonville; 9/4/2010
8. 29.0 - N.C. Central; 11/7/2009
9. 28.3 - New Hampshire; 9/22/2012
10. 27.0 - at James Madison; 11/17/2012

Most fumble returns

1. 2 - Southern Miss; 11/12/16
2 - VMI; 11/13/2010

Most fumble return yards

- 1. 30 - Southern Miss; 11/12/16**
2. 26 - VMI; 11/13/2010
3. 25 - Howard; 9/14/2013
4. 18 - at Delaware; 9/24/2011
5. 4 - at Hampton; 10/30/2010
6. 3 - The Citadel; 9/21/2013
7. 1 - Georgia State; 10/23/2010

Most interceptions

1. 4 - Presbyterian; 10/10/2009
2. 3 - William and Mary; 11/10/2012
3 - Chowan; 9/5/2009
3 - at Georgia State; 9/10/2011

Most interception return yards

1. 75 - at Savannah State Univ.; 10/24/2009
2. 56 - Chowan; 9/5/2009
3. 52 - at Southern Miss; 11/21/2015
4. 47 - at Georgia State; 9/10/2011
5. 42 - at Hampton; 10/30/2010
6. 41 - Virginia Union; 9/12/2009
7. 40 - ALBANY; 9/28/2013
8. 32 - at Rhode Island; 10/8/2011
9. 31 - at Georgia State; 11/3/2012
10. 30 - Georgetown; 10/31/2009

Most tackles

1. 128 - Charlotte; 10/17/2015
2. 101 - Massachusetts; 10/1/2011
101 - Villanova; 10/13/2012
4. 97 - TOWSON; 10/15/2011
97 - Howard; 9/14/2013
6. 95 - FAU; 11/28/2015
95 - Gardner-Webb; 10/2/2010
95 - Cal Poly; 10/9/2010
95 - New Hampshire; 9/22/2012
10. 94 - at EMU; 9/5/2015

Most quarterback sacks

- 1. 6.0 - Southern Miss; 11/12/16**
6.0 - Hampton; 8/30/2014
6.0 - Coastal Carolina; 12/1/2012
6.0 - at James Madison; 11/17/2012
6.0 - TOWSON; 10/15/2011
4. 5.0 - Massachusetts; 10/1/2011
5.0 - Gardner-Webb; 10/2/2010
5.0 - at Villanova; 10/22/2011
5.0 - at Savannah State Univ.; 10/24/2009
5.0 - CAMPBELL; 9/3/2011
5.0 - Chowan; 9/5/2009
5.0 - Campbell; 9/15/2012

Most tackles for loss

1. 14.0 - Coastal Carolina; 12/1/2012
2. 13.0 - at James Madison; 11/17/2012
3. 12.0 - Rhode Island; 11/2/2013
12.0 - Gardner-Webb; 10/2/2010
12.0 - TOWSON; 10/15/2011
12.0 - Chowan; 9/5/2009
12.0 - Campbell; 9/15/2012
- 8. 11.0 - Southern Miss; 11/12/16**
11.0 - Hampton; 8/30/2014
11.0 - at Hampton; 10/30/2010
11.0 - Campbell; 9/15/2012

Most fumbles forced

- 1. 5 - Southern Miss; 11/12/16**
2. 4 - Massachusetts; 10/1/2011
4 - Hampton; 9/17/2011
4. 3 - Hampton; 8/30/2014
3 - Georgia Southern; 12/8/2012
3 - VMI; 11/13/2010
3 - Campbell; 10/17/2009
3 - at Villanova; 10/22/2011
3 - Georgia State; 10/23/2010
3 - at Hampton; 9/8/2012

Most fumbles recovered

- 1. 4 - Southern Miss; 11/12/16**
4 - Georgia State; 10/23/2010
- 3. 3 - Hampton; 9/4/2016**
3 - Hampton; 8/30/2014
3 - VMI; 11/13/2010
3 - at Fordham University; 10/3/2009
3 - at Villanova; 10/22/2011
3 - Howard; 9/14/2013

Most pass breakups

1. 10 - Georgia State; 10/23/2010
2. 9 - Southern Miss; 11/21/2015
9 - Massachusetts; 10/1/2011
9 - Presbyterian; 10/10/2009
5. 8 - FAU; 11/28/2015
8 - Virginia Union; 9/12/2009
- 7. 7 - UTSA; 9/24/2016**
7 - VMI; 11/13/2010
7 - Gardner-Webb; 10/2/2010
7 - Georgetown; 10/31/2009

Most blocked kicks

1. 3 - Chowan; 9/5/2009
2. 2 - Campbell; 11/16/2013
2 - Norfolk State; 11/26/2011
2 - at Hampton; 10/30/2010
2 - at Georgia State; 9/10/2011
2 - ALBANY; 9/28/2013
7. 1 - at Georgia Southern; 12/3/2011
1 - RICHMOND; 11/5/2011
1 - Savannah State; 11/6/2010
1 - at William and Mary; 11/12/2011
1 - Massachusetts; 10/1/2011
1 - Gardner-Webb; 10/2/2010
1 - at Fordham University; 10/3/2009
1 - Presbyterian; 10/10/2009
1 - at Norfolk State; 10/26/2013
1 - James Madison; 10/29/2011
1 - Duquesne; 9/1/2012
1 - Virginia Union; 9/12/2009
1 - Hampton; 9/17/2011



D.J. Morrell

Old Dominion FBS Firsts

FBS Firsts

First FBS Game – at East Carolina (8/31/13)

Win – at Idaho, 59-38 (11/9/13)

Road Win – at Idaho (11/9/13)

FBS Home Game - Eastern Michigan (9/13/14)

FBS Home Win - Eastern Michigan, 17-3 (9/13/14)

Touchdown – Blair Roberts one-yard Pass from Taylor Heinicke (at ECU – 8/31/13)

TD Pass - Blair Roberts one-yard Pass from Taylor Heinicke (at ECU – 8/31/13)

Rushing TD – Taylor Heinicke seven yard run (at ECU – 8/31/13)

Points – Jarod Brown 27-yard field goal (at ECU – 8/31/13)

Field Goal - Jarod Brown 27-yard field goal (at ECU – 8/31/13)

Completion – Taylor Heinicke to Colby Goodwyn, 30 yards (at ECU – 8/31/13)

Run – Taylor Heinicke, six yards (at ECU – 8/31/13)

Run by a running back – Colby Goodwyn, four-yard run (at ECU – 8/31/13)

Tackle – Andre Simmons (at ECU – 8/31/13)

Interception – Caleb Taylor (at Maryland – 9/6/13)

Sack – Eriq Lewis (at ECU – 8/31/13)

First Down – Taylor Heinicke pass to Colby Goodwyn, 30-yards (at ECU – 8/31/13)

Rush TD by RB – Colby Goodwyn 10-yard run (at ECU – 8/31/13)

First Forced Fumble – D.J. Simon (at ECU – 8/31/13)

First Recovered Fumble – Zach Pascal (at Idaho – 11/9/13)


Longest Plays

Pass – David Washington to Jeremy Cox 84 yards (at FAU - 11/19/26)

Run – Gerard Johnson 81-yards (at UNC - 11/23/13) * School Record

Kick Return – Jeremy Cox 68-yards (WKU - 10/31/15)

Punt Return – Antonio Vaughan, 46 yards (Eastern Michigan – 9/13/14)



Career Records

Rushing yards

- 1. 3338 - Ray Lawry (528-3338) - 2014-16**
- 1583 - Colby Goodwyn (340-1583) - 2010-13
- 1456 - Thomas DeMarco (346-1456) - 2009-11
- 1320 - Taylor Heinicke (367-1320) - 2011-14
- 1105 - Mario Crawford (231-1105) - 2009-11
- 6. 1101 - Jeremy Cox (201-1101) - 2015-16**
- 961 - Tyree Lee (195-961) - 2011-12
- 895 - Angus Harper (215-895) - 2010-12
- 865 - Gerard Johnson (151-833) - 2013-14
- 640 - D. Williams (126-640) - 2009-10

Rushing attempts

- 1. 528 - Ray Lawry (528-3338) - 2014-16**
- 367 - Taylor Heinicke (367-1320) - 2011-14
- 346 - Thomas DeMarco (346-1456) - 2009-11
- 340 - Colby Goodwyn (340-1583) - 2010-13
- 231 - Mario Crawford (231-1105) - 2009-11
- 215 - Angus Harper (215-895) - 2010-12
- 7. 201 - Jeremy Cox (201-1101) - 2015-16**
- 195 - Tyree Lee (195-961) - 2011-12
- 158 - Gerard Johnson (122-726) - 2013-14
- 126 - D. Williams (126-640) - 2009-10

Rushing TDs

- 1. 38 - Ray Lawry - 2014-16**
- 30 - Thomas DeMarco - 2009-11
- 25 - Colby Goodwyn - 2010-13
- 22 - Taylor Heinicke - 2011-14
- 15 - Angus Harper - 2010-12
- 6. 14 - Jeremy Cox - 2015-16**
- 12 - Mario Crawford - 2009-11
- 10 - Tyree Lee - 2011-12
- 8 - Cam Boyd - 2013-14
- 6 - D. Williams - 2009-10
- 6 - Gerard Johnson - 2013-14

Average yards/rush (min. 20 attempts)

- 1. 6.32 - Ray Lawry (528-3338) - 2014-16**
- 5.95 - Harvey Taylor (21-125) - 2012-13
- 5.83 - Cam Boyd (107-624) - 2013-14
- 5.87 - Lorenzo Smith (30-176) - 2011
- 5.63 - Antonio Vaughan (38-214) - 2010-13
- 5.60 - Gerard Johnson (147-822) - 2013-14
- 7. 5.47 - Jeremy Cox (201-1101) - 2015-16**
- 5.08 - D. Williams (126-640) - 2009-10
- 4.93 - Tyree Lee (195-961) - 2011-12
- 4.82 - Nick Mayers (34-164) - 2009-12

Rushing yards/game (min. 5 games)

- 1. 95.4 - Ray Lawry (35 games) - 2014-16**
- 60.1 - Tyree Lee (16 games) - 2011-12
- 52.6 - Mario Crawford (21 games) - 2009-11
- 4. 50.0 - Jeremy Cox (22 games) - 2015-16**
- 41.6 - Thomas DeMarco (35 games) - 2009-11
- 40.7 - Angus Harper (22 games) - 2010-12
- 39.3 - Gerard Johnson (22 games) - 2013-14
- 38.6 - Colby Goodwyn (41 games) - 2010-13
- 30.5 - D. Williams (21 games) - 2009-10
- 27.0 - Cam Boyd (22 games) - 2013-14

Pass attempts

- 1829 - Taylor Heinicke (1238-1829-39) - 2011-14
- 816 - Thomas DeMarco (471-816-21) - 2009-11
- 3. 549 - David Washington (315-549-8) - 2012-16**
- 4. 279 - Shuler Bentley (144-279-6) - 2015-16**
- 5. 24 - Blake LaRussa (14-24-1) - 2016**
- 15 - Rashad Manley (9-15-1) - 2010-11
- 11 - Nate Ong (8-11-1) - 2011-12
- 6 - Bobby Cooper (4-6-1) - 2009
- 6 - Dan Pitts (3-6-1) - 2009
- 4 - Antonio Vaughan (3-4-0) - 2010-14

Pass completions

- 1238 - Taylor Heinicke (1238-1829-39) - 2011-14
- 471 - Thomas DeMarco (471-816-21) - 2009-11
- 3. 315 - David Washington (315-549-8) - 2012-16**
- 4. 144 - Shuler Bentley (144-279-6) - 2015-16**
- 5. 14 - Blake LaRussa (14-24-1) - 2016**
- 9 - Rashad Manley (9-15-1) - 2010-11

- 7.8 - Nate Ong (8-11-1) - 2011-12
- 4 - Bobby Cooper (4-6-1) - 2009
- 3 - Dan Pitts (3-6-1) - 2009
- 0.2 - Antonio Vaughan (3-4-0) - 2010-14

Passing yards

- 14959 - Taylor Heinicke (1238-1829-39) - 2011-14
- 5732 - Thomas DeMarco (471-816-21) - 2009-11
- 3. 4250 - David Washington (315-549-8) - 2012-16**
- 4. 1498 - Shuler Bentley (144-279-6) - 2015-16**
- 5. 140 - Blake LaRussa (14-24-1) - 2016**
- 99 - Nate Ong (8-11-1) - 2011-12
- 90 - Rashad Manley (9-15-1) - 2010-11
- 63 - Bobby Cooper (4-6-1) - 2009
- 93 - Antonio Vaughan (3-4-0) - 2010-14
- 22 - Dan Pitts (3-6-1) - 2009

Passing TDs

- 132 - Taylor Heinicke - 2011-14
- 51 - Thomas DeMarco - 2009-11
- 3. 43 - David Washington - 2012-16**
- 4. 12 - Shuler Bentley - 2015-16**
- 1 - Antonio Vaughan - 2010-14

Passes had intercepted

- 39 - Taylor Heinicke (1238-1829-39) - 2011-14
- 21 - Thomas DeMarco (471-816-21) - 2009-11
- 3. 8 - David Washington (315-549-8) - 2013-16**
- 4. 6 - Shuler Bentley (144-279-6) - 2015-16**
- 5. 1 - Blake LaRussa (14-24-1) - 2016**
 - Rashad Manley (9-15-1) - 2010-11
 - Drew Hareza (0-1-1) - 2009-10
 - Bobby Cooper (4-6-1) - 2009
 - Nate Ong (8-11-1) - 2011-12
 - Dan Pitts (3-6-1) - 2009

Pass completion pct (min. 20 attempts)

- 67.7 - Taylor Heinicke (1238-1829-39) - 2011-14
- 57.7 - Thomas DeMarco (471-816-21) - 2009-11
- 3. 57.4 - David Washington (315-549-8) - 2012-16**
- 4. 52.0 - Shuler Bentley (144-279-6) - 2015-16**

Pass efficiency (min. 20 attempts)

- 1. 183.7 - David Washington (22-31-0) - 2012-16**
- 160.7 - Taylor Heinicke (1238-1829-39) - 2011-14
- 132.2 - Thomas DeMarco (471-816-21) - 2009-11

Average yards/pass (min. 20 attempts)

- 8.2 - Taylor Heinicke (1238-1829-39) - 2011-14
- 7. 7.7 - David Washington (315-549-8) - 2012-16**
- 7.0 - Thomas DeMarco (471-816-21) - 2009-11
- 4. 5.3 - Shuler Bentley (140-269-6) - 2015-16**

Average yards/completion (min. 20 attempts)

- 1. 13.5 - David Washington (315-549-8) - 2012-16**
- 12.2 - Thomas DeMarco (471-816-21) - 2009-11
- 12.1 - Taylor Heinicke (1238-1829-39) - 2011-14
- 4. 10.4 - Shuler Bentley (144-279-6) - 20116**

Passing yards/game (min. 5 games)

- 325.0 - Taylor Heinicke (46 games) - 2011-14
- 2. 185.0 - David Washington (23 games) - 2012-16**
- 163.8 - Thomas DeMarco (35 games) - 2009-11
- 4. 136.2 - Shuler Bentley (11 games) - 2015-16**
- 5.8 - Nate Ong (17 games) - 2011-12

Pass reception yards

- 3267 - Antonio Vaughan (209-2991) - 2010-14
- 2. 3193 - Zach Pascal (233-3193) - 2013-16**
- 2688 - Nick Mayers (190-2688) - 2009-12
- 2338 - Larry Pinkard (160-2338) - 2010-13
- 1811 - Reid Evans (152-1811) - 2009-11
- 6. 1498 - Jonathan Duhart (102-1498) - 2014-16**
- 1345 - Blair Roberts (108-1345) - 2011-15
- 1277 - Prentice Gill (83-1277) - 2010-11
- 1137 - Marquel Thomas (92-1137) - 2009-13
- 10. 697 - Melvin Vaughn (71-697) - 2013-16**

Pass receptions

- 1. 233 - Zach Pascal (233-3193) - 2013-16**
- 230 - Antonio Vaughan (230-3267) - 2010-14
- 190 - Nick Mayers (190-2688) - 2009-12
- 160 - Larry Pinkard (160-2338) - 2010-13
- 152 - Reid Evans (152-1811) - 2009-11
- 108 - Blair Roberts (108-1345) - 2011-15
- 7. 102 - Jonathan Duhart (102-1498) - 2014-16**
- 92 - Marquel Thomas (92-1137) - 2009-13
- 83 - Prentice Gill (83-1277) - 2010-11
- 76 - Colby Goodwyn (76-570) - 2010-13

Pass reception TDs

- 33 - Antonio Vaughan - 2010-14
- 30 - Nick Mayers - 2009-12
- 30 - Zach Pascal - 2012-16**
- 25 - Larry Pinkard - 2010-13
- 5. 17 - Jonathan Duhart - 2014-16**
- 13 - Blair Roberts - 2011-15
- 13 - Reid Evans - 2009-11
- 12 - Marquel Thomas - 2009-13
- 12 - Prentice Gill - 2010-11
- 10. 8 - Travis Fulgham - 2015-16**

Average yards/catch (min. 5 receptions)

- 18.62 - Carlos Davis (8-149) - 2009
- 17.70 - James Edwards (10-177) - 2009-10
- 15.39 - Prentice Gill (83-1277) - 2010-11
- 4. 14.70 - Jonathan Duhart (102-1498) - 2014-16**
- 14.61 - Larry Pinkard (160-2338) - 2010-13
- 14.57 - Krik Spellman (7-102) - 2013
- 14.20 - Antonio Vaughan (230-3267) - 2010-14
- 14.15 - Nick Mayers (190-2688) - 2009-12
- 14.00 - Chris Lovitt (29-406) - 2009-12
- 10. 13.70 - Zach Pascal (233-3193) - 2012-16**

Receptions/game (min. 5 games)

- 1. 4.75 - Zach Pascal (49 games) - 2012-16**
- 4.60 - Antonio Vaughan (50 games) - 2010-14
- 4.34 - Reid Evans (35 games) - 2009-11
- 4.32 - Larry Pinkard (37 games) - 2010-13
- 4.32 - Nick Mayers (44 games) - 2009-12
- 3.46 - Prentice Gill (24 games) - 2010-11
- 7. 2.76 - Jonathan Duhart (37 games) - 2014-16**
- 2.70 - Blair Roberts (40 games) - 2011-15
- 2.55 - Cam Boyd (12 games) - 2014
- 2.31 - Tyree Lee (16 games) - 2011-12

Total offense yards

- 16,279 - Taylor Heinicke (1659-13235) - 2011-14
- 7188 - Thomas DeMarco (1162-7188) - 2009-11
- 3. 4712 - David Washington (647-4712) - 2013-16**
- 4. 3338 - Ray Lawry (528-3338) 2014-16**
- 1583 - Colby Goodwyn (340-1583) - 2010-13
- 6. 1462 - Shuler Bentley (324-1462) - 2016**
- 1105 - Mario Crawford (231-1105) - 2009-11
- 8. 1101 - Jeremy Cox (191-1054) - 2015-16**
- 961 - Tyree Lee (195-961) - 2011-12
- 895 - Angus Harper (215-895) - 2010-12

TDs responsible for

- 154 - Taylor Heinicke - 2011-14
- 81 - Thomas DeMarco - 2009-11
- 3. 50 - David Washington - 2013-16**
- 4. 40 - Ray Lawry - 2014-16**
- 37 - Antonio Vaughan - 2010-14
- 6. 31 - Zach Pascal - 2012-16**
- 30 - Nick Mayers - 2009-12
- 26 - Larry Pinkard - 2010-13
- 26 - Colby Goodwyn - 2010-13
- 17 - Angus Harper - 2010-12

Career Records

All purpose yards

1. 4469 - Antonio Vaughan - 2010-14
2. **4262 - Zach Pascal (2012-16)**
3. 3883 - Colby Goodwyn - 2010-13
4. **3779 - Ray Lawry (2014-16)**
5. 3045 - Nick Mayers - 2009-12
6. 2363 - Larry Pinkard - 2010-13
7. 2010 - Reid Evans - 2009-11
8. 1763 - Aaron Evans - 2010-13
9. 1613 - Mario Crawford - 2009-11
10. 1460 - Thomas DeMarco - 2009-11

All purpose yards/game (min. 5 games)

1. **108.0 - Ray Lawry (35 games) - 2014-16**
2. 94.7 - Colby Goodwyn (41 games) - 2010-13
3. 89.4 - Antonio Vaughan (50 games) - 2010-13
4. **87.0 - Zach Pascal (49 games) - 2012-16**
5. 81.6 - Tyree Lee (16 games) - 2011-12
6. 76.8 - Mario Crawford (21 games) - 2009-11
7. 69.2 - Nick Mayers (44 games) - 2009-12
8. 63.9 - Larry Pinkard (37 games) - 2010-13
9. 59.3 - Angus Harper (22 games) - 2010-12
10. 57.4 - Reid Evans (35 games) - 2009-11

Total points scored

1. 382 - Jarod Brown (234 PAT, 49 FG) - 2010-13
2. **240 - Ray Lawry (40 TD) - 2014-16**
3. 222 - Antonio Vaughan (37 TD) - 2010-14
4. **186 - Zach Pascal (31 TD) - 2012-16**
5. 184 - Thomas DeMarco (30 TD, 2 PAT) - 2009-11
- 184 - Nick Mayers (30 TD, 2 PAT) - 2009-12
7. 158 - Larry Pinkard (26 TD, 1 PAT) - 2010-13
8. 156 - Colby Goodwyn (26 TD) - 2010-13
9. 132 - Taylor Heinicke (22 TD) - 2011-13
10. 102 - Angus Harper (17 TD) - 2010-12

Touchdowns scored

1. **40 - Ray Lawry (38 rush, 2 rcv.) - 2014-16**
2. 37 - Antonio Vaughan (2 rush, 33 rcv, 2 ret) - 2010-13
3. **31 - Zach Pascal (30 rcv, 1 rush) - 2012-15**
- 30 - Thomas DeMarco (30 rush) - 2009-11
- 30 - Nick Mayers (30 rcv) - 2009-12
- 26 - Larry Pinkard (25 rcv, 1 ret) - 2010-13
- 26 - Colby Goodwyn (25 rush, 1 ret) - 2010-13
- 22 - Taylor Heinicke (22 rush) - 2011-13
- 17 - Angus Harper (15 rush, 2 rcv) - 2010-12
- 17 - Jonathan Duhart (17 rcv) - 2014-16

PAT kicks made

1. 233 - Jarod Brown (233-238) - 2010-13
2. 53 - Drew Hareza (53-54) - 2009-10
3. **45 - Brad Davis (45-46) - 2016**
- 32 - Ricky Segers (32-33) - 2012-15
5. **27 - Chris Kirtley (25-27) - 2015**
6. 17 - Satchel Ziffer (17-17) - 2014-15
7. 16 - Jarrett Cervi (16-17) - 2014-15
8. **2 - Bailey Cate (2-5) - 2016**
9. 1 - Kyle Lawrence (1-1) - 2012-13

PAT kicks attempted

1. 238 - Jarod Brown (233-238) - 2010-13
2. 54 - Drew Hareza (53-54) - 2009-10
3. **46 - Brad Davis (45-46) - 2016**
4. 33 - Ricky Segers (32-33) - 2012-2015
5. **27 - Chris Kirtley (25-27) - 2015**
6. 17 - Satchel Ziffer (17-17) - 2014-15
7. 13 - Jarrett Cervi (12-13) - 2014-15
8. **5 - Bailey Cate (2-5) - 2016**

PAT kick pct (min. 5 attempts)

1. 98.1 - Drew Hareza (53-54) - 2009-10
2. 97.9 - Jarod Brown (233-238) - 2010-13
3. **97.8 - Brad Davis (45-46) - 2016**
4. 97.0 - Ricky Segers (32-33) - 2012-2015
5. **93.0 - Chris Kirtley (25-27) - 2015-16**

Field goals made

1. 49 - Jarod Brown (49-69) - 2010-13
2. **11 - Chris Kirtley (11-14) - 2015-16**
4. **10 - Brad Davis (10-12) - 2016**

5. 8 - Drew Hareza (8-16) - 2009-10
- 4 - Satchel Ziffer (4-6) - 2014-15
7. 3 - Ricky Segers (3-5) - 2012-2015
8. **1 - Bailey Cate (1-1) - 2016**
- 1 - Jarrett Cervi (1-1) - 2014-15

Field goals attempted

1. 69 - Jarod Brown (49-69) - 2010-13
2. 16 - Drew Hareza (8-16) - 2009-10
3. **14 - Chris Kirtley (11-14) - 2015**
4. **12 - Brad Davis (10-12) - 2016**
5. 6 - Satchel Ziffer (4-6) - 2014-15
- 5 - Ricky Segers (3-5) - 2012-2015
7. **1 - Bailey Cate (1-1) - 2016**
- 1 - Jarrett Cervi (1-1) - 2014-15

Field goal pct (min. 5 attempts)

1. **83.3 - Brad Davis (10-12) - 2016**
2. **78.6 - Chris Kirtley (11-14) - 2015**
3. 71.0 - Jarod Brown (49-69) - 2010-13
4. 60.0 - Ricky Segers (3-5) - 2012-15
5. 50.0 - Drew Hareza (8-16) - 2009-10

Punt yards

1. 8298 - Jonathan Plisco (184-8298) - 2009-12
2. 2552 - Satchel Ziffer (63-2552) - 2014-15
3. **2157 - Bailey Cate (57-2157) - 2016**
4. 1785 - Taylor Heinicke (42-1785) - 2011-14
5. 1034 - Jarrett Cervi (23-931) - 2014-15
6. 688 - Jake Walsh (18-688) - 2013
7. 549 - Thomas DeMarco (16-549) - 2009-11
8. 258 - Joe Pulisic (6-233) - 2012-15

Punt attempts

1. 184 - Jonathan Plisco (184-8298) - 2009-12
2. 63 - Satchel Ziffer (63-2552) - 2014-15
4. **57 - Bailey Cate (57-2157) - 2016**
5. 42 - Taylor Heinicke (33-1371) - 2011-14
6. 27 - Jarrett Cervi (27-1034) - 2014-15
7. 18 - Jake Walsh (18-688) - 2013
8. 16 - Thomas DeMarco (16-549) - 2009-11
9. 7 - Joe Pulisic (6-233) - 2012-15

Average yards/punt (min. 5 attempts)

1. 45.10 - Jonathan Plisco (184-8298) - 2009-12
2. 42.50 - Taylor Heinicke (39-1643) - 2011-14
3. 40.50 - Satchel Ziffer (63-2552) - 2014-15
4. 38.30 - Jarrett Cervi (27-1034) - 2014-15
5. 38.22 - Jake Walsh (18-688) - 2013
6. **37.80 - Bailey Cate (57-2157) - 2016**
7. 36.9 - Joe Pulisic (6-233) - 2012-15
8. 34.31 - Thomas DeMarco (16-549) - 2009-11

Punt return yards

1. 366 - Monty Smalley (34-366) - 2009-10
2. 245 - Antonio Vaughan (19-229) - 2010-14
3. 199 - Reid Evans (28-199) - 2009-11
4. **145 - Darrell Brown (14-145) - 2016**
5. 76 - Nick Mayers (14-76) - 2009-12
6. 70 - Aaron Evans (6-70) - 2010-13
7. **56 - Marques Little (18-57) - 2014-16**
8. **52 - Isaiah Harper (5-52) - 2015-16**
9. 36 - Blair Roberts (0-36) - 2011-15
10. 33 - James Faircloth (1-33) - 2011-12

Punt returns

1. 34 - Monty Smalley (34-366) - 2009-10
2. 28 - Reid Evans (28-199) - 2009-11
3. 21 - Antonio Vaughan (17-230) - 2010-14
4. **19 - Marques Little (19-56) - 2014-16**
5. 14 - Nick Mayers (14-76) - 2009-12
- 14 - **Darrell Brown (14-144) - 2016**

Punt return TDs

1. 2 - Antonio Vaughan - 2010-14
- 1 - Blair Roberts - 2011-15
- 1 - Larry Pinkard - 2010-13
- 1 - Colby Goodwyn - 2010-13
- 1 - Aaron Evans - 2010-13

Average yards/punt return (min. 5 attempts)

1. 11.70 - Antonio Vaughan (18-229) - 2010-14
2. 11.67 - Aaron Evans (6-70) - 2010-13
4. 10.76 - Monty Smalley (34-366) - 2009-10
5. **10.40 - Darrell Brown (14-145) - 2016**
6. 7.11 - Reid Evans (28-199) - 2009-11
7. 5.43 - Nick Mayers (14-76) - 2009-12

Kick return yards

1. 1730 - Colby Goodwyn (74-1730) - 2010-13
2. 1693 - Aaron Evans (70-1693) - 2010-13
3. **730 - Zach Pascal (32-730) - 2012-16**
4. 712 - Antonio Vaughan (38-712) - 2010-14
5. 478 - Cam Boyd (27-457) - 2013-14
- 478 - **Kesean Strong (20-478) - 2015-16**
7. **256 - Marques Little (14-256) - 2014-16**
8. 252 - Monty Smalley (16-252) - 2009-10
9. 226 - Mario Crawford (10-226) - 2009-11
10. 143 - T.J. Cowart (7-143) - 2009-12

Kick returns

1. 74 - Colby Goodwyn (74-1730) - 2010-13
2. 70 - Aaron Evans (70-1693) - 2010-13
3. 38 - Antonio Vaughan (38-712) - 2010-14
4. **32 - Zach Pascal (32-730) - 2013-16**
5. 29 - Cam Boyd (27-457) - 2013-14
6. **20 - Kesean Strong (20-478) - 2015-16**
7. 16 - Monty Smalley (16-252) - 2009-10
8. **14 - Marques Little (14-256) - 2014-16**
9. 10 - Mario Crawford (10-226) - 2009-11
10. 9 - Kai Blanco (9-44) - 2009-12

Kick return TDs

1. 1 - Aaron Evans - 2010-13

Average yards/kick return (min. 5 attempts)

1. 24.19 - Aaron Evans (70-1693) - 2010-13
2. **24.0 - Kesean Strong (20-478) - 2015-16**
3. 23.38 - Colby Goodwyn (74-1730) - 2010-13
4. 22.60 - Mario Crawford (10-226) - 2009-11
5. **23.00 - Zach Pascal (32-730) - 2013-16**
6. 20.43 - T.J. Cowart (7-143) - 2009-12
7. 19.50 - Nick Mayers (6-117) - 2009-12
8. 18.74 - Antonio Vaughan (38-712) - 2010-13
9. 15.75 - Monty Smalley (16-252) - 2009-10
10. 13.14 - D. Williams (7-92) - 2009-10

Interception return yards

1. 153 - Craig Wilkins (9-153) - 2009-12
2. 131 - Fellonte Misher (8-131) - 2012-15
3. 97 - Devon Simmons (9-97) - 2009-12
4. 77 - A.T. Aoelua (1-77) - 2009
5. 49 - Donald Smith (4-49) - 2009-10
6. **42 - Aaron Young (4-42) - 2013-16**
7. 36 - Carvin Powell (5-36) - 2009-12
8. 31 - Eriq Lewis (6-31) - 2010-13
9. 25 - D.J. Simon (3-25) - 2013
10. **22 - Sean Carter (2-22) - 2015-16**

Interceptions

1. 9 - Craig Wilkins (9-153) - 2009-12
- 9 - Devon Simmons (9-97) - 2009-12
3. 8 - Fellonte Misher (8-131) - 2012-15
4. 6 - Eriq Lewis (6-31) - 2010-14
5. 5 - Carvin Powell (5-36) - 2009-12
6. **4 - Aaron Young (4-42) - 2013-16**
- 4 - Donald Smith (4-49) - 2009-10
8. 3 - Reggie Owens (3-0) - 2011-14
- 3 - D.J. Simon (3-25) - 2014
- 3 - Paul Morant (3-20) - 2010-13

Interception return TDs

1. **1 - Aaron Young - 2013-16**
- 1 - Craig Wilkins - 2009-12
- 1 - A.T. Aoelua - 2009

Career Records

Fumble return yards

1. **51 - TJ Ricks (2-51) - 2013-15**
2. 33 - Martez Simpson (1-33) - 2014-15
3. 28 - Fellonte Misher (2-28) - 2012-15
4. **25 - Oshane Ximines (2-25) - 2015-16**
25 - Richie Staton (1-25) - 2014
6. **18 - Marvin Branch (4-18) - 2015-16**
18 - Chris Lovitt (1-18) - 2009-12
8. 16 - Craig Wilkins (2-16) - 2009-12
9. 11 - Mateus Porter (1-11) - 2009-10
10. **7 - Rashaad Coward (1-7) - 2013-16**

Fumble returns

1. **2 - TJ Ricks (2-51) - 2012-16**
2. **Marvin Brach (2-18) - 2015-16**
2 - Craig Wilkins (2-16) - 2009-12
2 - Fellonte Misher (2-28) - 2012-15
4. 1 - Richie Staton (1-25) - 2013
1 - Chris Lovitt (1-18) - 2009-12
1 - Mateus Porter (1-11) - 2009-10
1 - Deron Mayo (1-4) - 2010
1 - Devon Simmons (1-0) - 2009-12

Fumble return TDs

1. **1 - Rashaad Coward - 2016**
1 - Martez Simpson - 2015
1 - Poncho Barnwell - 2014
1 - Chris Lovitt - 2009-12
1 - Marquis Johnson - 2009-10

Total tackles

1. 340 - Craig Wilkins (180-160) - 2009-12
2. **323 - TJ Ricks (172-41) - 2013-16**
3. 288 - Fellonte Misher (144-144) 2012-15
4. 232 - John Darr (104-128) - 2009-13
5. 197 - Chris Burnette (71-126) - 2009-12
6. 191 - Devon Simmons (106-85) - 2009-12
7. 178 - Paul Morant (88-90) - 2010-13
8. **169 - Justice Davila (92-83) - 2014-16**
9. 159 - Carvin Powell (103-56) - 2009-12
10. **151 - Anthony Wilson (77-74) - 2013-16**

Tackles for loss

1. 40.0 - Craig Wilkins (32-16/169) - 2009-12
2. 36.0 - Ronnie Cameron (22-28/147) - 2010-11
3. 28.5 - Chris Burnette (16-25/99) - 2009-12
4. **21.0 - TJ Ricks (21.0/67) - 2013-16**
5. 20.5 - John Darr (15-11/80) - 2009-13
6. **19.0 - Oshane Ximines (19.0/91) - 2015-16**
7. 18.5 - D.J. Simon (18.5/44) - 2013-14
18.5 - **Bunmi Rotimi (18.5/123) - 2014-16**
9. 18.0 - Chad King (14-8/86) - 2009-11
10. 17.5 - Erik Saylor (12-11/81) - 2009-12

Yards from tackles for loss

1. 169 - Craig Wilkins (32-16/169) - 2009-12
2. 147 - Ronnie Cameron (22-28/147) - 2010-11
3. **123 - Bunmi Rotimi (18.5/123) - 2014-16**
4. 99 - Chris Burnette (16-25/99) - 2009-12
5. **91 - Oshane Ximines (19/91) - 2015-16**
6. 86 - Chad King (14-8/86) - 2009-11
7. 81 - Erik Saylor (12-11/81) - 2009-12
8. 80 - John Darr (15-11/80) - 2009-13
9. 66 - Tim Ward (10.5/66) - 2015-16
66 - Deron Mayo (9-6/66) - 2010

Quarterback sacks

1. **13.5 - Bunmi Rotimi (13.5/114) - 2014-16**
13.5 - Craig Wilkins (11-5/102) - 2009-12
3. **12.5 - Oshane Ximines (12.5/78) - 2015-16**
4. 12.0 - Ronnie Cameron (8-8/87) - 2010-11
5. 11.0 - Chris Burnette (10-2/66) - 2009-12
6. 9.0 - Erik Saylor (8-2/63) - 2009-12
7. 8.5 - Edmon McClam (7-3/55) - 2009-11
8. **7.5 - Tim Ward (7.5/52) - 2015-16**
9. 7.0 - Chad King (6-2/52) - 2009-11
10. 6.5 - Deron Mayo (6-1/45) - 2010

Yards from sacks

1. **114 - Bunmi Rotimi (13.5/114) - 2014-16**
2. 102 - Craig Wilkins (11-5/102) - 2009-12

3. 87 - Ronnie Cameron (8-8/87) - 2010-11
4. **78 - Oshane Ximines (12.5/78) - 2015-16**
5. 66 - Chris Burnette (10-2/66) - 2009-12
6. 63 - Erik Saylor (8-2/63) - 2009-12
7. 55 - Edmon McClam (7-3/55) - 2009-11
8. 52 - Chad King (6-2/52) - 2009-11
52 - **Tim Ward (7.5/52) - 2015-16**
10. 45 - Deron Mayo (6-1/45) - 2010
45 - Andrew Turner (3-3/45) - 2009-11

Fumbles forced

1. **7 - TJ Ricks - 2013-16**
2. 5 - Craig Wilkins - 2009-12
3. 4 - Edmon McClam - 2009-11
4 - Reggie Owens - 2011-14
4 - Eriq Lewis - 2010-13
4 - John Darr - 2009-13
7. **3 - Oshane Ximines - 2015-16**
3 - Fellonte Misher - 2012-15
3 - D.J. Simon - 2013-14
3 - Ronnie Cameron - 2010-11
3 - T.J. Cowart - 2009-12
3 - Chris Burnette - 2009-12
3 - Deron Mayo - 2010

Fumbles recovered

1. 9 - Craig Wilkins - 2009-12
2. 6 - Carvin Powell - 2009-12
3. **5 - TJ Ricks - 2013-16**
4. **4 - Marvin Branch - 2015-16**
5. **3 - Oshane Ximines - 2015-16**
3 - Sean Carter - 2015-16
3 - T.J. Cowart - 2009-12
8. **2 - Isaiah Worthy - 2014-16**
2 - Paul Morant - 2010-13
2 - John Darr - 2009-13
2 - Marquis Johnson - 2009-10
2 - Ronnie Cameron - 2010-11
2 - Erik Saylor - 2009-12
2 - A.T. Aoelua - 2009
2 - Devon Simmons - 2009-12
2 - Fellonte Misher - 2012-13
2 - Dom. Guinn-Bailey - 2010-13

Pass breakups

1. **21 - Brandon Addison - 2015-16**
2. 19 - Eriq Lewis - 2010-14
3. 18 - T.J. Cowart - 2009-12
4. **16 - Aaron Young - 2013-16**
5. **15 - Justice Davila - 2014-16**
6. 14 - Craig Wilkins - 2009-12
14 - Fellonte Misher - 2012-15
8. **13 - TJ Ricks - 2013-16**
11 - Devon Simmons - 2009-12
11 - Paul Morant - 2010-13


QB hurries

1. 18 - Ronnie Cameron - 2010-11
2. **12 - Oshane Ximines - 2015-16**
3. 11 - Chris Burnette - 2009-12
4. 8 - Poncho Barnwell - 2014-15
8 - Edmon McClam - 2009-11
8 - Dom. Guinn-Bailey - 2010-13
- 8 - **Tim Ward - 2015-16**
8. 7 - Deron Mayo - 2010
7 - Caleb Taylor - 2012-13
10. 6 - Preston Smith - 2010-13
6 - Alex Johnson - 2009-13

Blocked kicks

1. 7 - Edmon McClam - 2009-11
2. 6 - Chris Burnette - 2009-12
3. **4 - Rashaad Coward - 2013-16**
4. 2 - Erik Saylor - 2009-12
2 - Deron Mayo - 2010
2 - Alex Arain - 2009-12
2 - Andrew Everett - 2012-14
2 - Jakwail Bailey - 2011-13
9. 1 - James Faircloth - 2011-12

- 1 - Craig Wilkins - 2009-12
- 1 - Paul Morant - 2010-13
- 1 - Eriq Lewis - 2010-14
- 1 - D. Williams - 2009-10



Receiving Records

100-Yard Receiving Games (45)

Date	Name	Opponent	Yards
December 1, 2012	Nick Mayers	New Hampshire	271
October 17, 2015	Zach Pascal	Charlotte	231
September 26, 2014	Antonio Vaughan	WKU	220
November 19, 2016	Zach Pascal	Florida Atlantic	178
September 21, 2013	Antonio Vaughan	Campbell	171
December 3, 2011	Nick Mayers	Towson	166
November 28, 2015	Zach Pascal	Florida Atlantic	163
November 7, 2015	Jonathan Duhart	UTSA	160
September 14, 2013	Larry Pinkard	Campbell	156
October 29, 2016	Jonathan Duhart	Florida Atlantic	155
November 13, 2010	Prentice Gill	Monmouth	154
October 15, 2011	Prentice Gill	Georgia Southern	154
September 22, 2012	Larry Pinkard	Coastal Carolina	154
September 1, 2012	Nick Mayers	Georgia Southern	150
November 12, 2011	Reid Evans	Richmond	149
November 7, 2015	Zach Pascal	UTSA	146
September 1, 2012	Antonio Vaughan	Georgia Southern	146
December 1, 2012	Antonio Vaughan	New Hampshire	143
November 14, 2015	Zach Pascal	UTEP	140
September 26, 2014	Antonio Vaughan	FIU	140
November 9, 2013	Marquel Thomas	Idaho	137
November 21, 2015	Jonathan Duhart	Southern Miss	134
December 8, 2012	Nick Mayers	Duquesne	134
November 20, 2010	Prentice Gill	Cal Poly	133
November 10, 2012	Nick Mayers	Delaware	131
October 27, 2012	Nick Mayers	William and Mary	131
November 16, 2013	Zach Pascal	Howard	124
October 13, 2012	Antonio Vaughan	James Madison	123
November 15, 2014	Zach Pascal	Rice	111
September 25, 2010	Reid Evans	North Carolina Central	111
November 8, 2014	Zach Pascal	Middle Tennessee	110
October 9, 2010	Prentice Gill	VMI	110
November 9, 2013	Antonio Vaughan	Liberty	108
November 16, 2013	Antonio Vaughan	The Citadel	107
September 20, 2014	David Washington	Louisiana Tech	106
October 25, 2014	Antonio Vaughan	Middle Tennessee	105
September 17, 2016	Zach Pascal	NC State	104
December 8, 2012	Blair Roberts	Duquesne	104
October 5, 2013	Antonio Vaughan	Idaho	103
November 17, 2012	Antonio Vaughan	Villanova	103
September 22, 2012	Nick Mayers	Coastal Carolina	103
October 3, 2009	Nick Mayers	Fordham	103
November 5, 2011	Nick Mayers	William and Mary	101
November 26, 2016	Zach Pascal	FIU	101
October 31, 2015	Zach Pascal	WKU	100



Antonio Vaughan



Jonathan Duhart



Zach Pascal

All-Time Monarchs

<p>- A - Brandon Addison ... 2015-present Ely Anderson ... 2013-14 Kanyia Anderson ... 2013-14 A.T. Aoelua ... 2009 Daniel Appouh ... 2015-present Alex Arain ... 2009-12</p> <p>- B - Brandon Bacchus ... 2012 Jakwail Bailey ... 2011-13 Nate Barnes ... 2009-2013 Tony Barnett ... 2016-present Poncho Barnwell ... 2014-15 Shuler Bentley ... 2015-16 Casey Bernard ... 2016-present Andre Bernhard ... 2015-present Kai Blanco ... 2009-12 T.J. Boothe ... 2014-16 David Born ... 2011-13 Kyle Bottoms ... 2013-14 Cam Boyd ... 2013-14 C.J. Bradshaw ... 2013-16 Marvin Branch ... 2015-present Jude Brenya ... 2013-16 Jamez Brickhouse ... 2016-present Darrell Brown ... 2016-present Devon Brown ... 2015 Jarod Brown ... 2010-13 Marvin Bryant ... 2009 Reed Buce ... 2015-present Chris Burnette ... 2009-12 Tyler Burns ... 2014-15 Troy Butler ... 2012-16 Christian Byrum ... 2014-present</p>	<p>Travis Fulgham ... 2015-present Jason Fuller ... 2009 Malik Fuller ... 2016-present</p> <p>- G - Darius Garcia ... 2014-present Prentice Gill ... 2010-11 Jordan Glover ... 2016-present Colby Goodwyn ... 2010-13 Shantea Green ... 2009 Dominique Guinn-Bailey... 2011-13 Malik Gumbs ... 2013-14</p> <p>- H - Neal-Anthony Hale ... 2011-12 Eric Hampson ... 2014-15 Devin Hannan ... 2016-present Angus Harper ... 2011-12 Isaiah Harper ... 2015-present Drew Hareza ... 2009-10 Daniel Harvey ... 2009 Eri'Reon Hayes ... 2015-present Taylor Heinicke ... 2011-14 Chad Hendricks ... 2015-present Jeremy Hensley ... 2009-11 Justin Hill ... 2009 Lawrence Holley ... 2015-present Rodney Hunter ... 2010-12 Kohl Adams-Hurd ... 2014-15</p> <p>- J - Dorian Jackson ... 2009-11 Gemonta Jackson ... 2016-present Deron Jasper ... 2010 Ryan Jensen ... 2009-11 Alex Johnson ... 2010-13 Gerard Johnson ... 2013-14 Jamal Johnson ... 2009-10 Malique Johnson ... 2012-15 Marquis Johnson ... 2009-10 Mike Justice ... 2011-13</p>	<p>- O - Nate Ong ... 2011-12 Reggie Owens ... 2011-14</p> <p>- P - Jamar Parham ... 2009-10 Zach Pascal ... 2013-16 Hasaan Patterson ... 2016-present Phil Paulhill ... 2013-14 Dustin Phillips ... 2009-10 Larry Pinkard ... 2011-13 Dan Pitts ... 2009 Jonathan Plisco ... 2009-12 Mateus Porter ... 2009-10 Carvin Powell ... 2009-12 Joe Pulisic ... 2013-15</p> <p>- R - Tommy Reamon ... 2009-11 Terrell Reid ... 2013-15 TJ Ricks ... 2013-16 Blair Roberts ... 2011-15 Bunmi Rotimi ... 2013-present</p> <p>- S - Erik Saylor ... 2009-12 Reece Schmidt ... 2014-15 Jacob Schwind ... 2016-present Gary Scruggs ... 2013-14 Ricky Segers ... 2014-15 Andre Simmons ... 2012-14 Brandon Simmons ... 2014-present Devon Simmons ... 2009-12 D.J. Simon ... 2013-14 Martez Simpson ... 2014-15 Andrew Slebonick ... 2009 Monty Smalley ... 2009-10 Chris Smith ... 2013-14 Donald Smith ... 2009-10 Lorenzo Smith ... 2011 Preston Smith ... 2011-14 John Sparagna ... 2009 Kirk Spellman ... 2012-14 Richie Staton ... 2013-14 Kesean Strong ... 2015-present Jake Sweedyk ... 2009</p>
<p>- C - Ronnie Cameron ... 2010-11 Tobin Cameron ... 2009-10 Brandon Carr ... 2009-12 Matt Carrillo ... 2009-10 Jelani Carter ... 2016-present Sean Carter ... 2015-present Cullen Casey ... 2014-16 Mitch Castleberry ... 2011-12 Bailey Cate ... 2016-present Jarrett Cervi ... 2014-15 Sandy Chapman ... 2013-14 Nick Clarke ... 2015-present Michael Colbert ... 2009-12 Tyler Compton ... 2013-16 Bobby Cooper ... 2009 Justin Cooper ... 2016-present Blake Cornalino ... 2009 Andrew Council ... 2009 Rashaad Coward ... 2013-16 T.J. Cowart ... 2009-12 Jeremy Cox ... 2015-present Nijee Cox ... 2016-present Jeff Crawford ... 2009 Mario Crawford ... 2009-11 Fred Credle ... 2009-12</p>	<p>- K - Eli Kessner ... 2013-15 Chad King ... 2009-11 Chris Kirtley ... 2015-16 Justin Klingerman ... 2009-10</p> <p>- L - Blake LaRussa ... 2016-present Ray Lawry ... 2014-present Tyree Lee ... 2011-12 Mike Lennox ... 2012-14 Eriq Lewis ... 2011-14 Marques Little ... 2014-present Nikita Logan ... 2009-10 Ryan Londree - 2015-present Chris Lovitt ... 2009-11 Rick Lovato ... 2011-14 Vincent Lowe ... 2014-15 Jack Lowney ... 2010-13</p>	<p>- T - Mufu Taiwo ... 2016-present Caleb Taylor ... 2012-13 Marquel Thomas ... 2009-13 Richard Thomas ... 2015-16 Rob Thompson ... 2013-present Aquante Thornton ... 2011-15 Pat Toal ... 2015-present Andrew Turner ... 2009-11 Brandon Tyson ... 2015-present</p>
<p>- D - Tyler Damato ... 2010-11 Lee Daniel ... 2010 John Darr ... 2010-13 Carlos Davis ... 2009 Justice Davila ... 2014-present Brad Davis ... 2016-present Thomas DeMarco ... 2009-11 Phil Dickens ... 2012 Terez Dickerson ... 2016-present Jonathan Duhart ... 2014-present Xavier Duckett ... 2010-12 Robbie Duncan ... 2009-12</p> <p>- E - James Edwards ... 2009-10 Nick England ... 2013-15 Aaron Evans ... 2010-13 Galen Evans ... 2012-15 Reid Evans ... 2009-11 Andrew Everett ... 2012-14</p> <p>- F - James Faircloth ... 2011-12 Tyler Fisher ... 2013-15 Akim Bundu-Fitz ... 2016-pres. Miles Fox ... 2015-present Jai Franklin ... 2013-14</p>	<p>- M - Rob Mahan ... 2012-14 Rashad Manley ... 2010-11 Josh Mann ... 2011-14 Josh Marriner ... 2016-present Manny Matiarena ... 2016-present Nick Mayers ... 2009-12 Deron Mayo ... 2010 Edmon McClam ... 2009-11 Mychael McJunkins ... 2009 Alex McLaughlin ... 2009-10 B.J. McLaughlin ... 2010-12 Patrick McNichols ... 2010 Jamshyer McCumber ... 2016-present Connor Mewbourne ... 2012-15 Fellonte Misher ... 2012-15 Kane Miskel ... 2016-present Paul Morant ... 2010-13 D.J. Morrell ... 2012-13 Bryan Morrison ... 2009-11 Wes Moulton ... 2011</p> <p>- N - Jevon Neal ... 2013-14 Ricky Nichols ... 2009 Justin Noye ... 2015-present</p>	<p>- V - Antonio Vaughan ... 2010-14 Melvin Vaughn ... 2013-present</p> <p>- W - Charles Walls ... 2009 Jake Walsh ... 2013 David Washington ... 2012-16 Tim Ward ... 2015-present Torrez Wentz ... 2015-16 Scott Wiggins ... 2013-16 Derek Wilder ... 2016-present Craig Wilkins ... 2009-12 Markell Wilkins ... 2009-11 Denzel Williams ... 2016-present Desmond Williams ... 2009-10 J.J. Williams ... 2010-11 Michael E. Williams ... 2009 Michael R. Williams ... 2009-10 Shadow Williams ... 2015-16 Anthony Wilson ... 2013-16 Isaiah Worthy ... 2014-16</p> <p>- X - Oshane Ximines ... 2015-present</p> <p>- Y - Aaron Young ... 2013-16 Patrick Young ... 2010-11</p> <p>- Z - Satchel Ziffer ... 2014-15</p>

2012 Walter Payton Award Winner: Taylor Heinicke

Old Dominion sophomore quarterback Taylor Heinicke capped his remarkable 2012 season by winning the Walter Payton Award, given to the top player in the FCS.



Heinicke won in a landslide, receiving 72 first place votes and 531 points to outdistance second place finisher, running back Miguel Maysonet of Stony Brook.

Heinicke became the ninth straight quarterback to win the award and joined former Georgia Southern running back Adrian Peterson as just the second sophomore to ever win the award.

The sophomore signal caller led the FCS with his 5,076 passing yards, 390.5 passing yards per game, 44 touchdown passes, 55 total touchdowns, 26.00 points responsible for and 426.6 yards of total offense per game.

He also had 126 carries for 470 yards and 11 rushing touchdowns. Heinicke's record-setting season included breaking Steve McNair's (Alcorn State, 1994) FCS single-season passing yards record with 5,076 yards and also surpassing the single-season record for completions with 398, breaking Brett Gordon's record of 386 for Villanova in 2002.

Heinicke tied the FCS record by throwing for 200 yards in 13 games while passing for 300 yards nine times and going for 400 yards five times. He tossed three TD passes nine times and four or more scores on six occasions, including a season-best seven in the win over Campbell.



Walter Payton Award Voting

RK	Player	1st	2nd	3rd	4th	5th	TOTAL
1.	Taylor Heinicke (ODU)	72	29	13	6	4	531
2.	Miguel Maysonet (SBU)	13	25	20	21	17	284
3.	Eric Breitenstein (Wofford)	11	15	15	12	13	197
4.	Erik Lora (EIU)	7	14	15	7	14	164
5.	Gavin McCarney (Colgate)	15	9	10	6	5	158
6.	Casey Brockman (Murray St.)	8	7	9	16	12	139
7.	Zach Zenner (S. Dakota St.)	4	8	14	14	12	134
8.	Aaron Mellette (Elon)	1	6	9	11	10	88
9.	DeNarius McGhee (Montana)	3	6	9	7	7	87
10.	Jimmy Garoppolo (EIU)	3	5	7	11	6	84
11.	Wynrick Smothers (CAU)	2	4	9	5	14	77
12.	Shakir Bell (Indiana St.)	1	5	5	8	1	57
13.	Tim Flanders (SHSU)	2	4	4	3	5	53
14.	Jamal Londry-Jackson (App. St.)	1	1	2	6	6	33
15.	Brad Sorensen (SUU)	0	3	1	4	1	24
16.	Deonte Williams (Cal Poly)	0	2	0	3	8	22
17.	Zach Bauman (N. Arizona)	1	2	1	0	3	19
18.	Terrance West (Towson)	0	0	1	3	4	13
19.	Matt Denham (EKU)	0	0	1	2	1	8
20.	Jamaine Cook (YSU)	1	0	0	0	2	7

All-American Monarchs

2009

Player	Position	Organization
Jonathan Plisco	Punter	First-Team Associated Press Second-Team The Sports Network Honorable Mention College Sporting News
Dustin Phillips	Long Snapper	First-Team College Sporting News

2011

Player	Position	Organization
Ronnie Cameron	Defensive Line	First Team AFCA First Team The Sports Network First Team Beyond College Sports Network First Team College Sports Journal Second Team Associated Press Second Team Phil Steele Honorable Mention College Sporting News
Jonathan Plisco	Punter	First Team Beyond College Sports Network First Team College Sports Journal Second Team College Sports Madness Second Team Associated Press Second Team The Sports Network Second Team Phil Steele

2012

Player	Position	Organization
Taylor Heinicke	Quarterback	First-Team Associated Press First-Team Walter Camp First-Team The Sports Network First-Team Phil Steele First-Team Beyond Sports Network First-Team College Sporting News First-Team College Sports Journal
Nick Mayers	Wide Receiver	Second-Team College Sports Madness Honorable Mention College Sports Journal
Jack Lowney	Offensive Line	Second-Team College Sports Madness
Jonathan Plisco	Punter	First-Team Phil Steele First-Team College Sports Journal Third-Team Beyond Sports Network
Rick Lovato	Long Snapper	First-Team College Sporting News
Chris Burnette	Defensive Line	Third-Team The Sports Network Honorable Mention Beyond Sports Network
Craig Wilkins	Linebacker	Third-Team Phil Steele Honorable Mention College Sports Journal

All-Conference Accolades

All-Conference

CONFERENCE USA FRESHMAN OF THE YEAR

Ray Lawry - Running Back - 2014

FIRST TEAM ALL-CONFERENCE USA

TJ Ricks - Linebacker - 2016
 Josh Mann - Center - 2014
 Antonio Vaughan - Wide Receiver - 2014

SECOND TEAM ALL-CONFERENCE USA

Zach Pascal - Wide Receiver - 2016
 Troy Butler - Offensive Line - 2016
 Rashaad Coward - Defensive Line - 2016
 Oshane Ximines - Defensive Line - 2016
 Brandon Addison - Defensive Back - 2016
 Ray Lawry - Running Back - 2015
 Zach Pascal - Wide Receiver - 2015
 TJ Ricks - Linebacker - 2015

CONFERENCE USA HONORABLE MENTION

Fellonte Misher - Safety - 2015
 Taylor Heinicke - Quarterback - 2014
 Tyler Fisher - Offensive Line - 2014
 Zach Pascal - Wide Receiver - 2014
 D.J. Simon - Linebacker - 2014
 Antonio Vaughan - Punt Returner - 2014
 Rick Lovato - Long Snapper - 2014

CONFERENCE USA ALL-FRESHMAN TEAM

Brad Davis - Kicker - 2016
 Bailey Cate - Punter - 2016
 Darrell Brown - Punt Returner - 2016
 Devin Hannan - Offensive Line - 2016
 Oshane Ximines - Defensive End - 2015
 Chris Kirtley - Kicker - 2015
 Nick Clarke - Center - 2015
 Ray Lawry - Running Back - 2014
 Darius Garcia - Offensive Line - 2014
 Bunmi Rotimi - Defensive Line - 2014
 Christian Byrum - Safety - 2014
 Jarrett Cervi - Punter - 2014

CAA OFFENSIVE PLAYER OF THE YEAR

Taylor Heinicke - 2012

CAA DEFENSIVE PLAYER OF THE YEAR

Ronnie Cameron - 2011

FIRST TEAM ALL-CAA

Taylor Heinicke - Quarterback - 2012
 Nick Mayers - Wide Receiver - 2012
 Jarod Brown - Kicker - 2012
 Chris Burnette - Defensive Line - 2012
 Jonathan Plisco - Punter - 2012
 Ronnie Cameron - Defensive Lineman - 2011
 Nick Mayers - Wide Receiver - 2011
 Jonathan Plisco - Punter - 2011
 Craig Wilkins - Linebacker - 2011

SECOND TEAM ALL-CAA

Antonio Vaughan - Wide Receiver - 2012
 David Born - Offensive Line - 2012
 Craig Wilkins - Linebacker - 2012
 Eriq Lewis - Cornerback - 2011

THIRD TEAM ALL-CAA

Jack Lowney - Offensive Line - 2012
 Dominique Guinn-Bailey - 2012
 Jarod Brown - Kicker - 2011
 Chris Burnette - Defensive Line - 2011
 Reid Evans - Wide Receiver - 2011
 Reid Evans - Punt Returner - 2011
 Taylor Heinicke - Quarterback - 2011
 Jeremy Hensley - Offensive Line - 2011

Academic Honors

2016 - Bunmi Rotimi - CoSIDA Academic All-District
 2016 - Tyler Compton - CoSIDA Academic All-District
 2015 - Tyler Compton - CoSIDA Academic All-District
 2014 - Tyler Compton - CoSIDA Academic All-District
 2014 - Josh Mann - CoSIDA Academic All-District
 2012 - Jonathan Plisco - ADA (Athletic Director's Assoc.) All-Star Team
 2011 - Ronnie Cameron - CAA Scholar Athlete of the Year
 2011 - Jonathan Plisco - CoSIDA Academic All-District

Conference Players of the Week

CONFERENCE USA OFFENSIVE PLAYER OF THE WEEK

11/21/16 - David Washington
 9/7/15 - Ray Lawry
 10/19/15 - Zach Pascal
 9/20/14 - Taylor Heinicke

CONFERENCE USA DEFENSIVE PLAYER OF THE WEEK

11/14/16 - TJ Ricks
 9/12/16 - Anthony Wilson
 10/19/15 - TJ Ricks
 11/16/15 - Fellonte Misher
 9/13/14 - D.J. Simon

CAA PLAYERS OF THE WEEK

9/3/12 - Taylor Heinicke
 9/17/12 - Taylor Heinicke
 9/24/12 - Taylor Heinicke
 9/12/11 - Colby Goodwyn

CAA ROOKIE OF THE WEEK

9/5/11 - Antonio Vaughan
 10/3/11 - Taylor Heinicke
 10/31/11 - Taylor Henicke
 11/7/11 - Taylor Heinicke

CAA SPECIAL TEAMS PLAYER OF THE WEEK

11/12/12 - Antonio Vaughan
 10/3/11 - Jakwail Bailey

CAA DEFENSIVE PLAYER OF THE WEEK

11/14/11 - Eriq Lewis

C-USA All-Academic Team

2016

Tyler Compton

2015

Tyler Compton

2014

Tyler Compton
 Josh Mann



NFF Foundation Honor Society

2017 - Tyler Compton
 2016 - Joe Pulisic
 2015 - Josh Mann
 2013 - Jonathan Plisco
 2012 - Ronnie Cameron, Thomas DeMarco



CAA All-Academic Team

2011

Jakwail Bailey
 Kai Blanco
 Jagger Blehm
 David Born
 Ronnie Cameron
 Thomas DeMarco
 Neal-Anthony Hale
 Taylor Heinicke
 Dorian Jackson
 Ryan Jensen
 Chad King
 Josh Mann
 Bryan Morrison
 Wes Moulton
 Jonathan Plisco

2012

Jakwail Bailey
 Kai Blanco
 David Born
 Chris Burnette
 Phil Dickens
 Taylor Heinicke
 Josh Mann
 Anderson Miller
 Jonathan Plisco
 Andre Simmons

Post-Season Honors

College Football Performance Awards

FCS NATIONAL PERFORMER OF THE YEAR:

Taylor Heinicke - 2011

FCS NATIONAL FRESHMAN PERFORMER:

Taylor Heinicke - 2011

ELITE DEFENSIVE TACKLE AWARD:

Ronnie Cameron - 2011

QUARTERBACK AWARD:

Taylor Heinicke - 2011



Senior All-Star Games

PLAYERS ALL-STAR CLASSIC:

Ronnie Cameron - 2011

CASINO DEL-SOL ALL-STAR GAME

Ronnie Cameron - 2012

FCS SENIOR SCOUT BOWL

Chad King - 2011

Edmon McClam - 2011

Texas vs. the Nation Senior All-Star Game

Craig Wilkins - 2013

NFLPA Collegiate Bowl

D.J. Morrell - 2014

Zach Pascal - 2017

East-West Shrine Game

Taylor Heinicke - 2015

College Gridiron Showcase

Rick Lovato - 2015

Rashaad Coward - 2017

FBS All Americans Tropical Bowl

TJ Ricks - 2017



Zach Pascal (top left) played in the 2017 NFLPA Collegiate Bowl, D.J. Morrell (Bottom Left) played in the 2014 NFLPA Collegiate Bowl, while Taylor Heinicke participated in the 2015 East-West Shrine Game.

All-Time Results

2009 (9-2 Overall; FCS Independent)
Home: 6-1; Away: 3-1

Date	Opponent	Score	H/A	Attend
9/5	CHOWAN	W, 36-21	H	19782
9/12	VIRGINIA UNION	W, 49-17	H	19782
9/19	Jacksonville	W, 28-27	A	5023
9/26	MONMOUTH	L, 31-28	H	19782
10/3	Fordham	L, 34-29	A	3673
10/10	PRESBYTERIAN	W, 34-16	H	19782
10/17	CAMPBELL	W, 28-17	H	19782
10/24	Savannah State	W, 38-17	A	2743
10/31	GEORGETOWN	W, 31-10	H	19782
11/7	N.C. CENTRAL	W, 42-28	H	19782
11/21	VMI	W, 42-35	A	8132

HEAD COACH: Bobby Wilder
CAPTAINS: Tobin Cameron, Drew Hareza, Chad King, Craig Wilkins

2010 (8-3 Overall; FCS Independent)
Home: 4-3; Away: 4-0

Date	Opponent	Score	H/A	Attend
9/4	JACKSONVILLE	L, 35-25	H	19782
9/11	CAMPBELL	W, 44-13	A	5462
9/18	#12/13 WILLIAM & MARY	L, 21-17	H	19782
9/25	Monmouth	W, 35-21	A	1580
10/2	GARDNER-WEBB	W, 14-7	H	19782
10/9	CAL POLY	L, 50-37	H	19782
10/23	GEORGIA STATE	W, 34-20	H	19782
10/30	Hampton	W, 28-14	A	8605
11/6	SAVANNAH STATE	W, 57-9	H	19782
11/13	VMI	W, 45-28	H	19782
11/20	N.C. Central	W, 33-21	A	4107

HEAD COACH: Bobby Wilder
CAPTAINS: Ronnie Cameron, Thomas DeMarco, Deron Mayo, Craig Wilkins
FINAL RANKING: RV - TSN/RV - FCS Coaches

2011 (10-3 Overall; 6-2 CAA)
Home: 6-1; Away: 4-2

Date	Opponent	Score	H/A	Attend
9/3	CAMPBELL	W, 41-14	H	19818
9/10	Georgia State	W, 40-17	A	11701
9/17	HAMPTON	W, 45-42	H	19818
9/24	#7/6 Delaware	L, 27-17	A	16789
10/1	MASSACHUSETTS	W, 48-33	H	19818
10/8	Rhode Island	W, 31-23	A	4026
10/15	#17/23 TOWSON	L, 39-35	H	19818
10/22	Villanova	W, 37-14	A	7471
10/29	#9/10 JAMES MADISON	W, 23-20	H	19818
11/5	RICHMOND	W, 42-28	H	19818
11/12	William and Mary	W, 35-31	A	12259
11/26	#19 NORFOLK STATE §	W, 35-18	H	19818
12/3	#3/4 Georgia Southern !	L, 55-48	A	13226

§ - First Round FCS Playoffs - Norfolk, Va.
! - Second Round FCS Playoffs - Statesboro, Ga.

HEAD COACH: Bobby Wilder
CAPTAINS: Ronnie Cameron, Thomas DeMarco, Jonathan Plisco, Craig Wilkins
FINAL RANKING: #10- TSN/#10 - FCS Coaches

2012 (11-2 Overall; 7-1 CAA)
Home: 6-2; Away: 5-0

Date	Opponent	Score	H/A	Attend
9/1	Duquesne	W, 57-23	H	19818
9/8	Hampton	W, 45-7	A	5500
9/15	Campbell	W, 70-14	H	20068
9/22	#18 New Hampshire	W, 64-61	H	20068
9/29	Richmond	W, 45-37	A	8700
10/13	Villanova	L, 38-14	H	20068
10/20	#18 Towson	W, 31-20	A	7817
10/27	#20 Delaware	W, 31-26	H	20068
11/3	Georgia State	W, 53-27	A	12293
11/10	William and Mary	W, 41-31	H	20068
11/17	#13 James Madison	W, 38-28	A	23051
12/1	Coastal Carolina §	W, 63-35	H	20068
12/8	#6 Georgia Southern !	L, 49-35	H	20068

§ - Second Round FCS Playoffs - Norfolk, Va.
! - Quarterfinals FCS Playoffs - Norfolk, Va.

HEAD COACH: Bobby Wilder
CAPTAINS: Chris Burnette, Taylor Heinicke, Craig Wilkins
FINAL RANKING: #6- TSN/#6 - FCS Coaches

2013 (8-4 Overall; FBS Transition)
Home: 6-0; Away: 2-4

Date	Opponent	Score	H/A	Attend
8/31	East Carolina	L, 52-38	A	44,597
9/7	Maryland	L, 47-10	A	38,377
9/14	HOWARD	W, 76-19	H	20,118
9/21	THE CITADEL	W, 59-58	H	20,118
9/28	ALBANY	W, 66-10	H	20,118
10/5	LIBERTY	W, 21-17	H	20,118
10/19	Pittsburgh	L, 35-24	A	38,462
10/26	Norfolk State	W, 27-24	A	11,308
11/2	RHODE ISLAND	W, 66-14	H	20,118
11/9	Idaho	W, 59-38	A	14,489
11/16	CAMPBELL	W, 42-14	H	20,118
11/23	North Carolina	L, 80-20	A	41,500

HEAD COACH: Bobby Wilder
CAPTAINS: Taylor Heinicke, Nate Barnes, Jack Lowney, Andre Simmons

2014 (6-6 Overall; 4-4 C-USA)
Home: 4-2; Away: 2-4

Date	Opponent	Score	H/A	Attend
8/30	HAMPTON	W, 41-28	H	20118
9/6	NC State	L, 46-34	A	55390
9/13	EASTERN MICHIGAN	W, 17-3	H	20118
9/20	Rice	W, 45-42	A	17558
9/26	MIDDLE TENNESSEE	L, 41-28	H	20118
10/4	MARSHALL	L, 56-14	H	20118
10/11	UTEP	L, 42-35	A	25509
10/25	WKU	L, 66-51	A	17886
11/1	Vanderbilt	L, 42-28	A	28966
11/8	FIU	W, 38-35	H	20118
11/22	LOUISIANA TECH	W, 30-27 OT	H	20118
11/29	FAU	W, 31-28	A	9566

HEAD COACH: Bobby Wilder
CAPTAINS: Taylor Heinicke, Josh Mann, Eriq Lewis, Andre Simmons, Antonio Vaughan

2015 (5-7 Overall; 3-5 C-USA)
Home: 3-4; Away: 2-3

Date	Opponent	Score	H/A	Attend
9/5	Eastern Michigan	W, 38-34	A	6474
9/12	Norfolk State	W, 24-10	H	20118
9/19	NC State	L, 38-14	H	20118
9/26	Appalachian State	L, 49-0	H	20118
10/3	Marshall	L, 27-7	A	18473
10/17	Charlotte	W, 37-34	H	20118
10/24	FIU	L, 41-12	A	17961
10/31	WKU	L, 55-30	H	20118
11/7	UTSA	W, 36-31	A	19586
11/14	UTEP	W, 31-21	H	20118
11/21	Southern Miss	L, 56-31	A	29568
11/28	Florida Atlantic	L, 33-31	H	20118

HEAD COACH: Bobby Wilder
CAPTAINS: On a game-by-game basis

2016 (10-3 Overall; 7-1 C-USA)
Home: 6-0; Away: 3-3

Date	Opponent	Score	H/A	Attend
9/4	Hampton	W, 54-21	H	20118
9/10	Appalachian State	L, 31-7	A	23374
9/17	NC State	L, 49-22	A	57810
9/24	UTSA	W, 33-19	H	20118
10/1	Charlotte	W, 52-17	A	12589
10/7	UMass	W, 36-16	H	20118
10/22	WKU	L, 59-24	A	18676
10/29	UTEP	W, 31-21	A	19254
11/5	Marshall	W, 38-14	H	20118
11/12	Southern Miss	W, 51-35	H	20118
11/19	Florida Atlantic	W, 42-24	A	5843
11/26	FIU	W, 42-28	H	20118
12/23	Eastern Michigan!	W, 24-20	N	13422

! - Popeyes Bahamas Bowl - Nassau, Bahamas

HEAD COACH: Bobby Wilder
CAPTAINS: Rashaad Coward, Zach Pascal, TJ Ricks, David Washington

Record Vs. Conferences

ATLANTIC COAST CONFERENCE (0-6)

Maryland	0-1		
Date	Score	H/A	Attend
9/7/13	L, 47-10	A	38,377
*Joined Big 10 in 2014			

PITTSBURGH	0-1		
Date	Score	H/A	Attend
10/19/13	L, 35-24	A	38,462

NORTH CAROLINA	0-1		
Date	Score	H/A	Attend
11/23/13	L, 80-20	A	41500

NC STATE	0-3		
Date	Score	H/A	Attend
9/6/14	L, 46-34	A	55390
9/19/15	L, 38-14	H	20118
9/17/16	L, 49-22	A	57810

BIG SOUTH (6-0)

PRESBYTERIAN	1-0		
Date	Score	H/A	Attend
10/10/09	W, 34-16	H	19782

VIRGINIA MILITARY INSTITUTE	2-0		
Date	Score	H/A	Attend
11/21/09	W, 42-35	A	8132
11/13/10	W, 45-28	H	19782

GARDNER-WEBB:	1-0		
Date	Score	H/A	Attend
10/2/10	W, 14-7	H	19782

COASTAL CAROLINA	1-0		
Date	Score	H/A	Attend
12/1/12	W, 63-35	H	20068

LIBERTY	1-0		
Date	Score	H/A	Attend
10/5/13	W, 21-17	H	20118

BIG SKY (0-1)

CAL POLY:	0-1		
Date	Score	H/A	Attend
10/9/10	L, 50-37	H	19782
* Joined BIG SKY in 2012; Great West prior			

CONFERENCE USA (14-11)

EAST CAROLINA	0-1		
Date	Score	H/A	Attend
8/31/13	L, 52-38	A	44597
*Joined AAC in 2014			

RICE	1-0		
Date	Score	H/A	Attend
9/20/14	W, 45-42	A	17558

MIDDLE TENNESSEE	0-1		
Date	Score	H/A	Attend
9/26/14	L, 41-28	H	20118

MARSHALL	1-2		
Date	Score	H/A	Attend
10/4/14	L, 56-14	H	20118
10/3/15	L, 27-7	A	18743
11/5/16	W, 38-14	H	20118

UTEP	2-1		
Date	Score	H/A	Attend
10/11/14	L, 42-35	A	25509
11/14/15	W, 31-21	H	20118
10/29/16	W, 31-21	A	19254

WKU	0-3		
Date	Score	H/A	Attend
10/25/14	L, 66-51	A	17886
10/31/15	L, 55-30	H	20118
10/22/16	L, 59-24	A	18676

FIU	2-1		
Date	Score	H/A	Attend
11/8/14	W, 38-35	H	20118
10/24/15	L, 41-12	A	17961
11/26/16	W, 42-28	H	20118

LOUISIANA TECH	1-0		
Date	Score	H/A	Attend
11/22/14	W, 30-27 OT	H	20118

FAU	2-1		
Date	Score	H/A	Attend
11/29/14	W, 31-28	A	9566
11/28/15	L, 33-31	H	20118
11/19/16	W, 42-24	A	5843

SOUTHERN MISS	1-1		
Date	Score	H/A	Attend
11/21/15	L, 56-31	A	29568
11/12/16	W, 51-35	H	20118

UTSA	2-0		
Date	Score	H/A	Attend
11/7/15	W, 36-31	A	19586
9/24/16	W, 33-19	H	20118

COLONIAL ATHLETIC ASSOCIATION (16-4)

ALBANY	1-0		
Date	Score	H/A	Attend
9/28/13	W, 66-10	H	20118

DELAWARE	1-1		
Date	Score	H/A	Attend
9/24/11	L, 27-17	A	16789
10/27/12	W, 31-26	H	20068

GEORGIA STATE	3-0		
Date	Score	H/A	Attend
10/23/10	W, 34-20	H	19782
9/10/11	W, 40-17	A	11701
11/3/12	W, 53-27	A	12293
* Joined CAA in 2012; FCS Independent Prior			

JAMES MADISON	2-0		
Date	Score	H/A	Attend
10/29/11	W, 23-20	H	19818
11/17/12	W, 38-28	A	23051

NEW HAMPSHIRE	1-0		
Date	Score	H/A	Attend
9/22/12	W, 64-61	H	20068

RICHMOND	2-0		
Date	Score	H/A	Attend
11/5	W, 42-28	H	19818
9/29/12	W, 45-37	A	8700

RHODE ISLAND	2-0		
Date	Score	H/A	Attend
10/8/11	W, 31-23	A	4026
11/2/13	W, 66-14	H	20118

TOWSON	1-1		
Date	Score	H/A	Attend
10/15/11	L, 39-35	H	19818
10/20/12	W, 31-20	A	7817

VILLANOVA	1-1		
Date	Score	H/A	Attend
10/22/11	W, 37-14	A	7471
10/13/12	L, 38-14	H	20068

WILLIAM & MARY	2-1		
Date	Score	H/A	Attend
9/18/10	L, 21-17	H	19782
11/12/11	W, 35-31	A	12259
11/10/12	W, 41-31	H	20068

FBS INDEPENDENT (2-0)

MASSACHUSETTS *	2-0		
Date	Score	H/A	Attend
10/1/11	W, 48-33	H	19818
10/7/16	W, 36-16	H	20118
* Joined MAC in 2012; CAA Prior; Independent in 2016			

MEAC (13-0)

SAVANNAH STATE	2-0		
Date	Score	H/A	Attend
10/24/09	W, 38-17	A	2743
11/6/10	W, 57-9	H	19782

NORTH CAROLINA CENTRAL	2-0		
Date	Score	H/A	Attend
11/7/09	W, 42-28	H	19782
11/20/10	W, 33-21	A	4107

HAMPTON	5-0		
---------	-----	--	--

Record Vs. Conferences (Cont.)

Date	Score	H/A	Attend
10/30/10	W, 28-14	A	8605
9/17/11	W, 45-42	H	19818
9/8/12	W, 45-7	A	5500
8/30/14	W, 41-28	H	20118
9/4/16	W, 54-21	H	20118

HOWARD 1-0

Date	Score	H/A	Attend
9/14/13	W, 76-19	H	20118

NORFOLK STATE 3-0

Date	Score	H/A	Attend
11/26/11	W, 35-18	H	19818
10/26/13	W, 27-24	A	11308
9/12/15	W, 24-10	H	20118

NORTHEAST CONFERENCE (2-1)

MONMOUTH 1-1

Date	Score	H/A	Attend
9/26/09	L, 31-28	H	19782
9/25/10	W, 35-21	A	1580

DUQUESNE 1-0

Date	Score	H/A	Attend
9/1/12	W, 57-23	H	19818

MID-AMERICA CONFERENCE (3-0)

Eastern Michigan: 3-0

Date	Score	H/A	Attend
9/13/14	W, 17-3	H	20118
9/5/15	W, 38-34	A	6474
12/23/16	W, 24-20	N	13422

PATRIOT LEAGUE (1-1)

FORDHAM 0-1

Date	Score	H/A	Attend
10/3/09	L, 34-29	A	3673

GEORGE TOWN 1-0

Date	Score	H/A	Attend
10/31/09	W, 31-10	H	19782

PIONEER LEAGUE (6-1)

JACKSONVILLE 1-1

Date	Score	H/A	Attend
9/19/09	W, 28-27	A	5023
9/4/10	L, 25-35	H	19782

CAMPBELL 5-0

Date	Score	H/A	Attend
10/17/09	W, 28-17	H	19782
9/11/10	W, 44-13	A	5462
9/3/11	W, 41-14	H	19818
9/15/12	W, 70-14	H	20068
11/16/13	W, 42-14	H	20118

SOUTHEASTERN CONFERENCE (0-1)

VANDERBILT 0-1

Date	Score	H/A	Attend
11/1/14	L, 42-28	A	28966

SOUTHERN CONFERENCE (1-2)

GEORGIA SOUTHERN 0-2

Date	Score	H/A	Attend
2/3/11	L, 55-48	A	13226
12/8/12	L, 49-35	H	20068

THE CITADEL 1-0

Date	Score	H/A	Attend
9/21/13	W, 59-58	H	20118

SUN BELT CONFERENCE (1-2)

Appalachian State 0-2

Date	Score	H/A	Attend
9/26/15	L, 49-0	H	20118
9/10/16	L, 31-7	A	23374

IDAHO 1-0

Date	Score	H/A	Attend
11/9/13	W, 59-38	A	14489

DIVISION II (2-0)

CHOWAN: 1-0

Date	Score	H/A	Attend
9/5/09	W, 36-21	H	19782

VIRGINIA UNION: 1-0

Date	Score	H/A	Attend
9/12/09	W, 49-17	H	19782



Monarchs In The Pros

In a brief period of time, Old Dominion has sent numerous former football players into various levels of professional football. Deron Mayo and Thomas DeMarco became the first former Monarchs to play in a regular season professional game. In 2012, Mayo suited up for the Calgary Stampeders of the Canadian Football League, while DeMarco played for the BC Lions, also of the CFL. In 2015, Taylor Heinicke made history when he made the 53-man roster of the Minnesota Vikings, becoming the first former Monarch to do so out of training camp. That same year, former long snapper Rick Lovato signed with the Green Bay Packers, making him the first former ODU player to play in a regular season NFL contest.

In 2016, Lovato was cut by the Packers at the end of preseason, but in the middle of the season was signed by the Washington Redskins for two games, and he finished the season with three games for the Philadelphia Eagles. In two years, Lovato has played nine total games, including a pair of playoff games with the Packers in 2015.

Heading into 2017, ODU has five players on NFL camp rosters, and another in Mayo in the CFL.



D.J. Morrell

Ronnie Cameron

Thomas DeMarco

Players with NFL/CFL Preseason Experience

Chris Burnette - Miami Dolphins
Ronnie Cameron - Bears, Browns, Eagles
Josh Mann - Jacksonville Jaguars
Edmon McClam - Detroit Lions
D.J. Morrell - Lions, Rams, Bills
Reggie Owens - Buffalo Bills
Craig Wilkins - Seahawks, Stampeders (CFL)
Anthony Wilson - San Francisco 49ers

Players in 2017 NFL Training Camps

Taylor Heinicke - Minnesota Vikings
Rick Lovato - Philadelphia Eagles
Larry Pinkard - Jacksonville Jaguars
Rashaad Coward - Chicago Bears
Zach Pascal - Washington Redskins

Monarchs In The Pros



Rick Lovato



Rashaad Coward



Deron Mayo



Taylor Heinicke



Larry Pinkard




Zach Pascal

Norfolk Division of William and Mary Football Team • 1930-1941



The 1930 Norfolk Division of W&M football team was the first team in ODU history

- The first ODU football team played in 1930, when Old Dominion was known as the Norfolk Division of William and Mary.
- The first team was coached by Tommy Scott, a Norfolk native and football All-American at VMI. Scott coached a team comprised of local players, many of whom had not played football at the high school level.
- From 1930-35, ODU played its home games at Bain Field but opened Foreman Field in 1936. The first game played at the newly constructed Foreman Field was in 1936 between Virginia and William and Mary.
- In 1941, the team was disbanded for several reasons:
 - A ruling that did not allow the team to use freshman players since it was part of a branch campus.
 - There was a \$10,000 debt as well as poor attendance at games.
 - Many of the players left school to fight in World War II.



In 2010, members of the last Norfolk Division of College of William and Mary football teams were honored during the Monarchs' game against W&M.

ODU FOOTBALL

USA BOWL PARTNERS



SATURDAY, DECEMBER 16
MERCEDES-BENZ SUPERDOME



SATURDAY, DECEMBER 16
UNIVERSITY STADIUM



TUESDAY, DECEMBER 19
FAU STADIUM



THURSDAY, DECEMBER 21
TROPICANA FIELD



FRIDAY, DECEMBER 22
NASSAU'S THOMAS A. ROBINSON NATIONAL STADIUM
(REQUIRES A PASSPORT)



TUESDAY, DECEMBER 26
HISTORIC COTTON BOWL STADIUM



WEDNESDAY, DECEMBER 27
INDEPENDENCE STADIUM • SHREVEPORT, LA

FOR MORE INFORMATION GO TO CONFERENCEUSA.COM