

HAWAII

RAINBOW WARRIOR FOOTBALL



TRAYVON
HENDERSON

DEJON
ALLEN

DIOCEMY
SAINT JUSTE

MEFFY
KOLOAMATANGI

Live Aloha
PLAY WARRIOR

2017
MEDIA GUIDE

2016 HAWAI'I BOWL CHAMPIONS



Season Highlights...

- ▲ Best Record and First Bowl Appearance in Six Years
- ▲ First Bowl Win in 10 Years
- ▲ Highest Ever Regular-Season Mountain West Finish (2nd – West Division)
- ▲ Highest Rushing Average (163.8 ypg) Since 1995
- ▲ 1,000-Yard Rusher (Diocemy Saint Juste) and 1,000-Yard Receiver (Marcus Kemp) for Just the Second Time in School History
- ▲ Averaged 36.0 Points per Game at Aloha Stadium



TABLE OF CONTENTS

Table of Contents	1
Quick Facts	2-3
Media Information	4-5
Media Outlets	6
Aloha Stadium	7

8 RAINBOW WARRIOR FOOTBALL

Rosters	8-9
Geographical Roster/Pronunciation Chart	10
Head Coach Nick Rolovich	12-13
Assistant Coaches	14-18
Support Staff & Graduate Assistants	19-20
Player Profiles	22-47
Newcomer Profiles	48-55
Mountain West Conference	56
MW Bowl Affiliations	57
MW Composite Schedule	58
All-Time Opponent Series Records	59
2017 Opponents & Series History	60-63
Season in Review	64-65
Game Recaps & Statistics	66-72
Final Statistics	73-77

78 RECORDS

Passing	78-81
Rushing	82-84
Receiving	85-87
Total Offense	88-89
All-Purpose Yards	90
Punting	91
Scoring	92-93
Kickoff Returns	94
Punt Returns	95
Defense	96-98
Longest Plays	99
Team Records	100-101
Team Top Performances	102
Opponent Records	103
Margins	104
Streaks	105
Miscellaneous/Attendance	106

107 HISTORY

History of UH Football	107-111
Bowl Game History	112
Bowl Appearances	113-118

Bowl Game Record Book	119
National Television	120
National Rankings	121
All-Time Head Coaches	122
Quarterback Starts	123
All-Time Letterwinners	124-130
Distinguished Alumni	131
Year-by-Year Statistics	132-133
Year-by-Year Results	134-135
All-Time Results	136-143
Awards and Honors	
All-Americans	144-148
Major Award Finalists	149
All-Conference	150-151
Scholar-Athletes	152
All-Star Game Participants	153
Team Awards	154-155
'Bows in the Pros	
National Football League	156-157
NFL Draft Picks	157
NFL Free Agents	158
Other Pro Leagues	159
University of Hawai'i at Mānoa Traditions	
Nicknames/Logos	160
Seal/Colors	160
Fight Song/Alma Mater	160

2017 SCHEDULE

Date	Opponent	Time
Aug. 26	at Massachusetts (TBA)	TBA
Sept. 2	WESTERN CAROLINA (Spectrum)	6:00 pm
Sept. 9	at UCLA (Pac-12 Network)	2:00 pm PT
Sept. 23	at Wyoming* (ESPN family)	TBA
Sept. 30	COLORADO STATE* (Spectrum)	6:00 pm
Oct. 7	at Nevada* (CBSSN)	TBA
Oct. 14	SAN JOSÉ STATE* (HC) (Spectrum)	6:00 pm
Oct. 28	SAN DIEGO STATE* (ESPN family)	TBA
Nov. 4	at UNLV* (Spectrum)	TBA
Nov. 11	FRESNO STATE* (Spectrum)	6:00 pm
Nov. 18	at Utah State* (Spectrum)	TBA
Nov. 25	BRIGHAM YOUNG (CBSSN)	4:00 pm
Dec. 2	MW Championship Game (ESPN)	TBA

BOLD CAPS = Home games played at Aloha Stadium
All times local to site * = Mountain West game



UH MĀNOA POLICY ON GENDER EQUITY IN INTERCOLLEGIATE ATHLETICS

Gender equity in athletics extends the doctrine of fairness to all areas of athletic activity at the University level. It is activated by a sense of moral obligation that exceeds any specific duty to comply with legal requirements, although it also recognizes the necessity of observing the tenets of Title IX, Patsy Mink Act.

Its desired effect is to offer women and men equal opportunities to participate in sports for which there is demonstrated interest among athletes in Hawai'i and to provide equitable levels of support for coaching, travel, scholarships, operating expenses and facilities used. Beyond these specific goals, gender equity also fosters an attitude and establishes an environment in which men's and women's sports are encouraged in comparable ways.

Those who support gender equity are willing to cooperate in frequent self-evaluations and to implement change so that all student-athletes can have the same opportunity to realize the highest level of their abilities.

A copy of the plan titled, "Believe It, Achieve It," is available in the Senior Woman Administrator's Office.

CREDITS: The 2017 University of Hawai'i Football Media Guide was produced by the University of Hawai'i Sports Media Relations Office. All rights reserved. Derek Inouchi, Director; Kara Nishimura, Michael Stambaugh, Neal Iwamoto, Nick Heidelberger, Assistant Directors; Troy Yamamoto, Internet Specialist; Jay Metzger, Multimedia Specialist; Derren Iha, Adrian Labuda, Paige Salavea; Interns. Layout and design by Derek Inouchi and Neal Iwamoto. Written by Derek Inouchi, Neal Iwamoto, Michael Stambaugh and Kara Nishimura. Cover designs by Amy Lowe. Edited by Sherri Yoshioka. Printing by Obun Hawaii.



GENERAL INFORMATION

Location _____ Honolulu, Hawai'i
 Founded _____ 1907
 Enrollment _____ 20,000
 President (UH System)/ UH-Mānoa Chancellor _____ David Lassner
 Athletics Director _____ David A. K. Matlin
 Senior Woman Administrator _____ Lois Manin
 Faculty Athletics Representative _____ David Ericson, PhD
 Colors _____ Green, Black, White, Silver
 Nickname _____ Rainbow Warriors
 Conference (Division) _____ Mountain West (West Division)
 Stadium (Capacity) _____ Aloha Stadium (50,000)
 Surface _____ Synthetic Infilled Turf

TEAM INFORMATION

2016 Overall Record _____ 7-7 (4-3 H, 3-3 A, 0-1 N)
 2016 MW Record (Place) _____ 4-4 (2nd-West)
 2016 Bowl _____ Hawai'i Bowl (W, 52-35, vs. Middle Tennessee)
 2016 Final Ranking _____ NR (AP)/NR (Coaches)
 Starters Returning/Lost _____ 15/10
 Offense: 8/3 Defense: 6/5 Special Teams: 1/2
 Lettermen Returning/Lost _____ 52/21
 Offense: 20/12 Defense: 30/7 Special Teams: 2/2
 Redshirts Returning _____ 21
 Newcomers _____ 36
 Offensive Formation _____ Spread
 Defensive Formation _____ 4-3

FOOTBALL HISTORY

First Season _____ 1909
 All-Time Record _____ 544-443-25 (.550)
 All-Time Collegiate Record _____ 377-386-9 (.494)
 Home Record _____ 453-280-22 (.615)
 Road Record _____ 89-161-3 (.358)
 Neutral Record _____ 2-2-0 (.500)
 MW Record _____ 8-32 (.200)
 Aloha Stadium Record _____ 194-134-4 (.590)
 Bowl Record _____ 6-5 (.545)
 Last Bowl Appearance _____ 2016 Hawai'i Bowl
 Opponent (Result) _____ Middle Tennessee (W, 52-35)

MEDIA RELATIONS

Media Relations Director/Football Contact _____ Derek Inouchi
 E-mail _____ inouchi@hawaii.edu
 Office _____ (808) 956-7523
 Cell _____ (808) 954-0234
 Asst. Media Relations Dir./Secondary FB Contact _____ Neal Iwamoto
 E-mail _____ niwamoto@hawaii.edu
 Office _____ (808) 956-7506
 Cell _____ (808) 375-6819
 Asst. Directors _ Kara Nishimura, Michael Stambaugh, Nick Heidelberger
 Multimedia Specialist _____ Jay Metzger
 Internet Specialist _____ Troy Yamamoto
 Fax _____ (808) 956-4470
 Address _____ UH Sports Media Relations
 1337 Lower Campus Rd., Honolulu, HI 96822
 Website _____ www.HawaiiAthletics.com
 Twitter _____ @HawaiiAthletics

IMPORTANT PHONE NUMBERS

Aloha Stadium Press Box _____ (808) 486-1800
 Athletics Department Phone _____ (808) 956-7301
 Stan Sheriff Center Box Office _____ (808) 956-4481

COACHING STAFF

Head Coach _____ Nick Rolovich
 Alma Mater (Year) _____ Hawai'i (2004)
 Overall Record (Years) _____ 7-7 (1)
 Record at School (Years) _____ Same
 Bowl Record _____ 1-0
 Assoc HC/Off. Coordinator/RBs/TEs _ Brian Smith (Hawai'i, 2005)
 Defensive Coordinator/Tackles _ Legi Suiaunua (Nevada, 2002)
 Special Teams Coord./Def. Ends _ Mayur Chaudhari (UC Davis, 2002)
 Pass. Game Coord./Quarterbacks _ Craig Stutzmann (Hawai'i, 2002)
 Linebackers _____ Sean Duggan (Boston College, 2014)
 Secondary _____ Abe Elimimian (Hawai'i, 2004)
 Wide Receivers _____ Kefense Hynson (Willamette, 2003)
 Offensive Line _____ Chris Naeole (Colorado, 1997)
 Safeties _____ Jacob Yoro (Hawai'i, 2008)
 Strength & Conditioning Coord. _ Bubba Reynolds (Humboldt St., 2011)
 Dir. of Football Operations _____ Jimmy Morimoto
 Dir. of Recruiting & Retention _____ Jason Cvercko
 Video Coordinator _____ Oli Vea
 Graduate Assistants _____ John Estes, Makana Garrigan
 _____ Marc Moody, Mikahael Waters
 Office Phone _____ (808) 956-6508
 Office Fax _____ (808) 956-9552
 Facebook _____ Facebook.com/HawaiiRainbowWarriorsFootball
 Twitter _____ @HawaiiFootball



STARTERS RETURNING (15)

Offense (8)	Notes
Dejon Allen (OL, 6-3, 290, Sr., 3L)	2nd Team All-MW; Team-high 38 consec. starts
Ammon Barker (WR, 6-4, 225, Sr. 3L)	15 rec., 211 yds., 1 TD
Dru Brown (QB, 6-0, 200, Jr., 2L)	Started 9 games last year; 2,488 yd, 19 TD-7 INT
Asotui Eli (OL, 6-4, 315, So., 1L)	Started 11 games at C and RG
Diocemy Saint Juste (RB, 5-8, 195, Sr., 3L)	165 att, 1,006 yds., 3 TD, 6.1 ypc
Dakota Torres (TE, 6-2, 245, Jr., 2L)	10 rec., 74 yds., 2 TD
John Ursua (WR, 5-10, 165, So., 1L)	53 rec., 652 yds., 3 TD
John Wa'a (OL, 6-4, 315, Sr., 3L)	Started all 14 games at LG

Defense (6)	Notes
Penitito Faalologo (DL, 5-11, 300, Sr., 3L)	19 TK (7 solo), 2.5 TFL
Meffy Koloamatangi (DL, 6-5, 240, Sr., 2L)	HM All-MW; 38 TK (23 solo), 5.0 TFL, 3.0 SK
Jahlani Tavai (LB, 6-4, 235, Jr., 2L)	1st Team All-MW; 7th in NCAA in total TK (129)
Trayvon Henderson (DB, 6-0, 200, Sr., 3L)	HM All-MW; 90 TK (64 solo), 10.5 TFL, 3 INT, 7 PBU
Malachi Mageo (LB, 6-2, 210, Jr., 2L)	78 TK (46 solo), 7.5 TFL, 2.0 SK
Russell Williams (LB, 6-1, 230, Sr., 2L)	46 TK (26 solo), 5.5 TFL, 1.5 SK

Specialists (1)	Notes
Noah Borden (LS, 6-1, 215, Jr., 1L)	Long snapper for punts

STARTERS LOST (10)

Offense (3)	Notes
RJ Hollis (OL)	2-year starter at RT
Marcus Kemp (WR)	HM All-MW; 73 rec., 1,100 yd, 8 TD
Leo Koloamatangi (OL)	Started 8 games at RG; 5 at C

Defense (5)	Notes
Kory Rasmussen (DL)	42 TK, 3.5 TFL, 2.0 SK
Makani Kema-Kaleiwahea (DL)	45 TK, 5.0 TFL, 2.0 SK
Jalen Rogers (DB)	HM All-MW; 71 TK, 4 INT, 4 PBU
Jamal Mayo (DB)	49 TK, 1.0 TFL, 1 INT, 2 PBU
Damien Packer (DB)	87 TK, 1 INT, 2 PBU, 2 FR

Specialists (2)	Notes
Brodie Nakama (SS)	4-year starter at short snapper
Rigoberto Sanchez (PK/P)	HM All-MW, 13-13 FG; 44.6 y/punt



LETTERMEN RETURNING (52)

Offense (20): Frank Abreu, Dejon Allen, Ammon Barker, Dru Brown, Kaiwi Chung, Dylan Collie, Asotui Eli, Keelan Ewaliko, J.R. Hensley, Matt Norman, Don'Yeh Patterson, Chris Posa, Diocemy Saint Juste, Kalakaua Timoteo, Dakota Torres, Ryan Tuiasoa, Davine Tullis, Metuisela 'Unga, John Ursua, John Wa'a,

Defense (30): Samiuela Akoteu, Max Broman, Zeno Choi, Tevarua Eldridge, Penitito Faalologo, Rashaan Falemalu, Rojesterman Farris II, Dayton Furuta, Austin Gerard, Ka'aumoana Gifford, Cameron Hayes, Trayvon Henderson, Kalen Hicks, Meffy Koloamatangi, La'akea Look, Malachi Mageo, David Manoa, Solomon Matautia, Viane Moala, Dany Mulanga, Ikem Okeke, Kaimana Padello, Jeremiah Pritchard, Keala Santiago, Ben Scruton, Jahlani Tavai, Tumua Tuinei, Manly Williams, Russell Williams, Jr., Zach Wilson

Special Teams (2): Noah Borden, Alex Trifonovitch

SQUADMEN RETURNING (9)

Offense (4): Kyle Gallup, Hunter Hughes, Devan Stubblefield, Austin Webb

Defense (4): Austin Borengasser, Dalton Gouveia, Austin Pang Kee, Terrence Sayles

Special Teams (1): Shawn McCarthy

LETTERMEN LOST (21)

Offense (12): Samson Anguay, Makoa Camanse-Stevens, Davasyia Hagger, Paul Harris, RJ Hollis, Sione Kauhi, Marcus Kemp, Leo Koloamatangi, Steven Lakalaka, Elijah Tupai, Ikaika Woolsey, Aaron Zwhalen

Defense (7): Dejaun Butler, Jerrol Garcia-Williams, Makani Kema-Kaleiwahea, Jamal Mayo, Damien Packer, Kory Rasmussen, Jalen Rogers

Special Teams (2): Brodie Nakama, Rigoberto Sanchez

SQUADMEN LOST (8)

Offense (6): Luke Clements, Ko'olau Gaspar, Andrew James-Ho, Kalei Letoto, Beau Reilly, Greg Zuniga

Defense (2): Arona Amosa, Jeremy McClam

REDSHIRTS (21)

Offense (12): Isaiah Bernard, Cole Brownholtz, Melvin Davis, Josh Hauani'o, Freddie Holly III, Genta Ito, Cole McDonald, Eperone Moananu, Kumoku Noa, Alesana Sunia, Nic Tom, Fred Ulu-Perry

Defense (8): Cole Carter, Wesley Faagau, Maxwell Hendrie, Daniel Lewis, Jr., Joey Nu'uuanu-Kuhi'iiki, Scheyenne Sanitoa, Mykal Tolliver, Taaga Tuulima

Special Teams (1): Stan Gaudion

MID-YEAR ENROLLEES (5)

Offense (1): Marcus Armstrong-Brown

Defense (4): Jay Dominique, Manu Hudson-Rasmussen, Eugene Ford, Kalepo Naotala

SIGNING CLASS (16)

Offense (9): Emil Graves, Kade Greeley, Hekili Keliiliki, Brandon Kipper, Isaia Leeth, Josaiah Maama, Miles Reed, Drake Stallworth, Micah Vanterpool

Defense (7): Donovan Dalton, Akil Francisco, Damario Mclean, Anthony Mermea, Penei Pavihi, Doug Russell, Paul Scott

OTHER NEWCOMERS (15)

Offense (7): Ramsey Aviu, Stephan Bernal-Wendt, Elijah Dale, Karson Greeley, Tristin Kamaka, KJ Pascua, Justin Uahinui

Defense (6): Justice Augafa, Makai Manuwai, A.J. Oto, Kelii Padello, Brandon Picanco, Kayson Smith-Bejgrowicz

Special Teams (2): Michael Boyle, Ryan Meskell

SPORTS MEDIA RELATIONS

1337 Lower Campus Rd.
Honolulu, HI 96822

Main Office Number: (808) 956-7523

Fax Number: (808) 956-4470

E-mail: mediarel@hawaii.edu

Website: HawaiiAthletics.com

Twitter: www.twitter.com/HawaiiAthletics

Facebook: www.facebook.com/HawaiiAthletics

Instagram: www.instagram.com/HawaiiAthletics

YouTube: www.youtube.com/HawaiiAthletics



DEREK INOUCHI

Media Relations Director

Work: (808) 956-4478

Cell: (808) 954-0234

E-mail: inouchi@hawaii.edu

Alma Mater: Hawai'i, 1996

Sport Assignments: Football,

M/W Golf, Men's Volleyball



KARA NISHIMURA

Assistant Director

Work: (808) 956-5087

Cell: (808) 497-0638

E-mail: karakn@hawaii.edu

Alma Mater: Purdue, 1993

Sport Assignments: Women's

Volleyball, Softball, M/W Tennis,



MICHAEL STAMBAUGH

Assistant Director

Work: (808) 956-9748

Cell: (785) 979-5721

E-mail: mstambau@hawaii.edu

Alma Mater: Kansas, 2006, 2008

Sport Assignments: Baseball,

Cross Country, Track and Field, Water Polo



NEAL IWAMOTO

Assistant Director

Work: (808) 956-7506

Cell: (808) 375-6819

E-mail: niwamoto@hawaii.edu

Alma Maters: Santa Clara, 1995; Hawai'i, 1998

Sport Assignments: Secondary Football, Men's Basketball, Beach Volleyball, Sailing



NICK HEIDELBERGER

Assistant Director

Work: (808) 956-4480

Cell: (208) 596-1198

E-mail: njh@hawaii.edu

Alma Maters: Idaho, 2007, U.S. Sports Academy, 2014

Sport Assignments: Women's Soccer, Women's Basketball, Swimming & Diving

SUPPORT STAFF



JAY METZGER

Multimedia Specialist

Work: (808) 956-4479

Cell: (808) 295-4353

E-mail: jmetzger@hawaii.edu

Alma Mater: Menlo, 1995



TROY YAMAMOTO

Internet Specialist

Work: (808) 956-9647

E-mail: troy@hawaii.edu

Alma Mater: Hawai'i, 1996

The 2017 Hawai'i Football Media Guide has been produced to assist members of the media in the coverage of Rainbow Warrior football. The Sports Media Relations Office will follow-up with weekly press releases during the fall season to keep the media informed about the Rainbow Warrior football team. Please direct all inquiries to the UH Sports Media Relations Office at (808) 956-7523. We look forward to working with you throughout the season!

INTERVIEW POLICY

All players and coaches will be available for interviews after practice during the season on Tuesdays and Wednesdays at the practice field. Interviews with either players or coaches will not be allowed on Thursdays or Fridays. Contact UH Sports Media Relations for availability for weekday night games.

If you wish to interview a particular player at a specific time, in person or by telephone, arrangements should be made through the Sports Media Relations Office at least 24 hours in advance. Every effort will be made to accommodate your requests, but players will not be asked to miss class, study hall, practices, or medical treatment to conduct interviews. Players' mobile or home numbers will not be released by the Sports Media Relations Office.

To schedule interviews with head coach Nick Rolovich, contact the Sports Media Relations Office at (808) 956-7523.

PRESS CREDENTIALS

Requests for working press, photo and broadcast credentials for 2017 home football games should be made in writing on company letterhead at least two weeks prior to the game. Direct all requests to:

Derek Inouchi, Media Relations Director

inouchi@hawaii.edu

1337 Lower Campus Rd., Honolulu, HI 96822

Credentials will be available for pickup weekdays from 8 a.m. until 4:30 p.m. in the Sports Media Relations Office.

After 4:30 p.m. on the day before game day, credentials will be available at the "Will Call" window of the Aloha Stadium Box Office. A picture ID is required to pick up items at "Will Call."

Due to the limited space available in the Aloha Stadium Press Box, news outlets covering the Rainbow Warriors or their opponent on a regular basis will receive top priority for credentials. All other credentials for print media are issued on the basis of space availability.

ESPN 1420AM, which holds the exclusive radio rights for Rainbow Warrior football, will be the only local radio station to receive season credentials. Local radio stations with a full-time sports director conducting a daily sports show of notable length will receive first consideration.

Credentials should be used for professional use only. Individuals who abuse the use of their credential will lose their future privileges.

IMPORTANT PHONE NUMBERS

Sports Media Relations _____ (808) 956-7523

Sports Media Relations Fax _____ (808) 956-4470

E-mail _____ mediarel@hawaii.edu

Aloha Stadium Press Box _____ (808) 486-1800

OVERNIGHT ADDRESS

UH Sports Media Relations Office

1337 Lower Campus Road

Honolulu, HI 96822

PHOTOGRAPHERS

Photo passes are available for accredited news media and should be ordered in the same manner as press credentials. In accordance with NCAA and Mountain West rules, photographers must wear their credentials, are NOT permitted in either team's bench area (between the 25-yard lines) and must stay within the 12-foot restraining line. Children under the age of 18 are not permitted on the sideline at any time. Individuals violating sideline policies may be required to surrender their credentials and be removed from the stadium.

No credentials will be issued to freelance photographers, cutline workers, equipment carriers or radio station representatives, except for the two originating stations.

For additional questions regarding photography guidelines, please contact Multimedia Specialist Jay Metzger at jmetzger@hawaii.edu.

PARKING

Aloha Stadium is located in Halawa, just off the waters of historic Pearl Harbor (99-500 Salt Lake Blvd.). The media parking lot at Aloha Stadium is located in Section 1C. Media should enter the stadium through the Main Salt Lake entrance (Gate 1). Limited space is available on a first-come, first-served basis.

Passes should be requested through the Sports Media Relations Office with highest priority going to news outlets who regularly cover the Rainbow Warriors and their opponents.

TELEPHONES & INTERNET SERVICES

The Sports Media Relations Office has one telephone line in the Aloha Stadium Press Box for office use only. Media members requiring telephone lines should call Hawaiian Telcom at (808) 643-4411 to install phone lines at the user's expense.

The Aloha Stadium Press Box and Hospitality Room features free wireless internet service to working media. In addition, wireless access and a limited number of hard lines are available at field level in the photo/video room located in the South Endzone dugout. Please see a Sports Media Relations staff member for login codes on game days.

SERVICES

Programs, flip cards and pregame notes will be distributed prior to each game. Last-minute number changes and starting line-up changes (if they are reported) will be issued prior to kickoff. Play-by-play accounts and flash quarter statistics will be distributed throughout the game. Final statistics, quotes and notes will be distributed following the game. Soft drinks and a light meal will be available in the buffet area behind booths 4, 5 and 6.

POST-GAME INTERVIEWS

Head coach Nick Rolovich and selected players will be available at the post-game press conference following the 10-minute cooling-off period in the Aloha Stadium Hospitality Room near the security entrance and stadium personnel offices. With approximately five minutes remaining in the game, a Sports Media Relations representative will escort the media down to the field. No interviews will be allowed on the field. The UH main locker room is located on the mauka (east) side of the south end zone. The locker room is open to print media. Television cameras and videographers are not allowed inside the locker room.

HAWAIIATHLETICS.COM

The UH Athletics website (HawaiiAthletics.com) features a video component (H-TV), photo galleries and online media guides in addition to the existing player and coach biographies, press releases, statistics, schedules and everything else you need to know about UH Athletics. In addition, a .pdf version of every UH media guide is available on the website.

collegepressbox.com
SINCE 2005 EVERYTHING BUT THE PRE-GAME MEAL

COLLEGEPRESSBOX.COM

collegepressbox.com is the official media website for Division I football. Access and download weekly game notes, quotes, statistics, media guides, headshots, logos and more for each conference and its member schools. Login information will be distributed to accredited media or you can apply for a password by sending an e-mail to password@collegepressbox.com.

WE ARE THE "RAINBOW WARRIORS"

In 2013, the University of Hawai'i changed its official nickname for men's sports to "Rainbow Warriors." Previously, the football team used the nickname "Warriors."

The school's women's teams are still referred to as "Rainbow Wahine." The word "Wahine" (pronounced wah-HEE-nay) means woman in the Hawaiian language.

All UH sports may also be referred to as "the 'Bows." The rainbow has been part of UH's nickname since 1923.

WHAT'S AN 'OKINA?

Q: Ever wondered what that punctuation mark in the word Hawai'i is?

A: In the Hawaiian language, it's called an 'okina, which translated literally in English means separator. Phonetically it is referred to as a glottal stop, similar to the sound that would be made in the English oh-oh. The 'okina is actually a letter in the Hawaiian language and typed out looks like a backwards, inverted apostrophe. The practice of the UH Sports Media Relations office is to use the 'okina in all Hawaiian words in which they occur.

UH'S SOCIAL MEDIA SITES

In order to broaden its reach to fans worldwide, UH Athletics maintains a presence in the world of social networking with official Facebook, Twitter, YouTube and Instagram pages.

Twitter page is available at:
www.twitter.com/HawaiiAthletics
-also- www.twitter.com/HawaiiFootball

twitter

Facebook page is available at
www.facebook.com/HawaiiAthletics
-also- www.facebook.com/HawaiiRainbowWarriorsFootball

facebook

YouTube channel is available at
www.youtube.com/HawaiiAthletics

You Tube

Instagram page is available at
www.instagram.com/HawaiiAthletics

Instagram

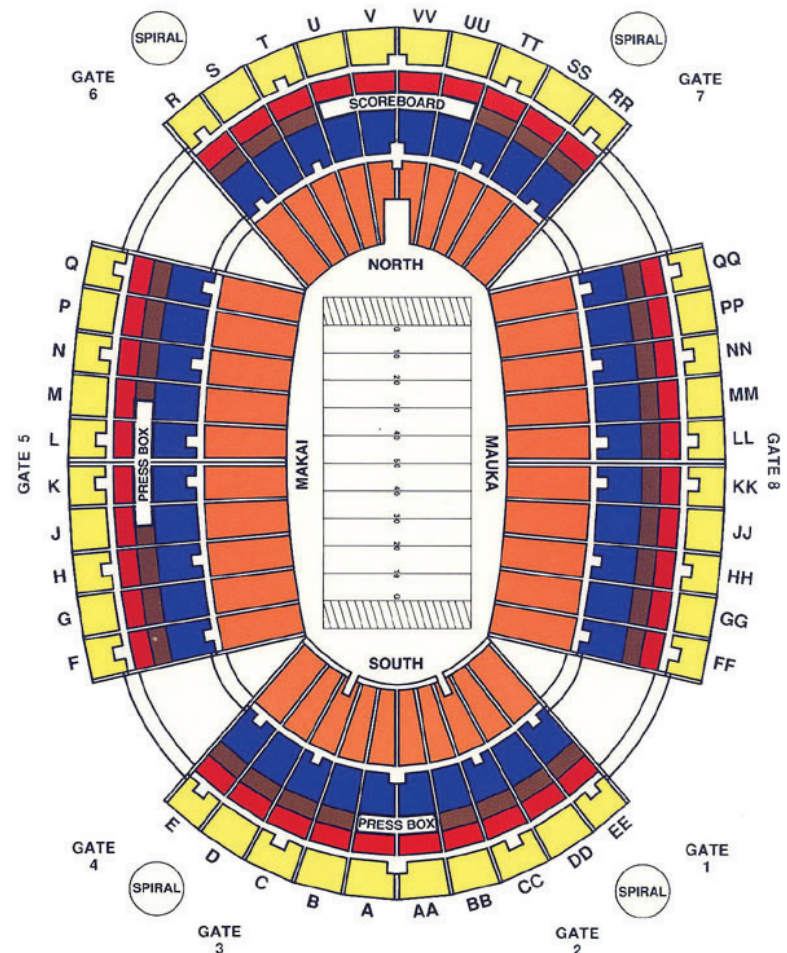
ALOHA STADIUM

Aloha Stadium seats approximately 50,000 spectators and features five levels of seating - orange, blue, brown, red and yellow. It is the largest outdoor arena in the state of Hawai'i and home to University of Hawai'i football as well as the Hawai'i Bowl.



The Aloha Stadium Press Box is located on the makai (ocean) sideline on the loge (brown) level. The main booth seats approximately 60 print media, statisticians and game operations personnel. There are additional booths for home/visiting team radio, TV, home/visiting team coaches, the UH Athletics Director, and the UH Mānoa Chancellor.

For more information about the stadium, see page 7.



BROADCAST PARTNERS

TELEVISION PARTNER

Spectrum Sports is the television rights holder of UH Athletics. Robert Kekaula, who has been part of the broadcast team for UH football since 1992, begins his seventh year in the television play-by-play role. Former Rainbow Warrior and UH assistant coach Rich Miano will join Kekaula to provide color commentary for the telecasts, with Scott Robbs continuing to report from the sidelines.

Also for the seventh year, Spectrum Sports will present expanded pre-game and post-game coverage, hosted by Kanoa Leahey. Joining him for Game On!, the halftime show and post-game show will be Rob DeMello, and former Warriors Nate Ilaoa and Leonard Peters.

SPECTRUM SPORTS



Robert Kekaula
Play-by-Play



Rich Miano
Color Analyst



Scott Robbs
Sideline



Kanoa Leahey
Pre-/Post-game Host

RADIO PARTNER

Every UH football game this season will be broadcast by ESPN 1420 AM, UH's flagship station. Longtime play-by-play announcer Bobby Curran has covered UH sports for three decades. Former Rainbow Warrior slotback and former sports anchor John Veneri will handle color commentary while Mark Veneri has sideline duties.

Every game and "Call the Coach" show is streamed live on the internet at www.espn1420am.com and also on the free Sideline Hawaii app for smartphones and tablets.

ESPN (1420)



Bobby Curran
Play-by-Play



John Veneri
Color Analyst



Mark Veneri
Sideline

TELEVISION STATIONS

SPECTRUM SPORTS

Dan Schmidt, General Manager
Candace Fujishima, Exec. Producer
200 Akamainui St.
Mililani, HI 96789
Phone: (808) 628-2663
Fax: (808) 625-5888
Website: www.spectrum.com

KGMB/KHNL (CBS/NBC)

Collin Harmon, Sports Director
420 Waiakamilo Road, Suite 205
Honolulu, HI 96817
Phone: (808) 847-1112
Fax: (808) 847-3298
Website: www.hawaii.newsnow.com

KHON (FOX)

Rob DeMello, Sports Director
88 Piikoi St.
Honolulu, HI 96814
Phone: (808) 591-4278
Fax: (808) 593-2418
Website: www.khon.com

KITV (ABC)

Brandi Higa, Sports Director
801 South King St.
Honolulu, HI 96813
Phone: (808) 535-0440
Fax: (808) 536-8993
Website: www.kitv.com

KFVE (K5-The Home Team)

John Fink, General Manager
420 Waiakamilo Road, Suite 205
Honolulu, HI 96817
Phone: (808) 847-3246
Fax: (808) 845-3616
Website: www.k5thehometeam.com

RADIO STATIONS

ESPN Honolulu 1420/1500

Mike Kelly, General Manager
Bobby Curran, Play-by-Play
John Veneri, Color Analyst
900 Fort St., Suite 700
Honolulu, HI 96813
Phone: (808) 536-3624
Fax: (808) 548-0608
Website: www.espn1420am.com

O'AHU NEWSPAPERS

HONOLULU STAR-ADVERTISER (DAILY)

Paul Arnett, Sports Editor
Stephen Tsai, Football Beat
Dave Reardon, Columnist
Ferd Lewis, Columnist
Jason Kaneshiro, Football Features
Brian McInnis, Football Features
Billy Hull, Football Features
Seven Waterfront Plaza
500 Ala Moana Blvd., #210
Honolulu, HI 96813
Phone: (808) 529-4782
Fax: (808) 529-4787
Website: www.staradvertiser.com

KA LEO O HAWAII (Student Newspaper)

TBA, Sports Editor
University of Hawai'i
1755 Pope Rd.
Honolulu, HI 96822
Phone: (808) 956-3215
Fax: (808) 956-9962
Website: www.kaleo.org

NEIGHBOR ISLAND NEWSPAPERS

The Garden Island (Kaua'i)

Nick Celario, Sports Reporter
P.O. Box 231
Lihue, HI 96766
Phone: (808) 245-3681
Fax: (808) 245-5286
Website: www.thegardenisland.com

Hawai'i Tribune Herald (Hawai'i)

Matt Gerhart, Sports Editor
P.O. Box 767
Hilo, HI 96721
Phone: (808) 935-6621
Fax: (808) 961-3680
Website: www.hawaii.tribune-herald.com

West Hawai'i Today (Hawai'i)

John De Groote, Sports Editor
P.O. Box 789
Kailua-Kona, HI 96745
Phone: (808) 329-9315
Fax: (808) 329-4860
Website: www.westhawaii.today.com

Maui News (Maui)

Brad Sherman, Sports Editor
Robert Collias, Staff Writer
P.O. Box 550
Wailuku, HI 96793
Phone: (808) 244-3981
Fax: (808) 242-9087
Website: www.mauinews.com

WIRE SERVICES

ASSOCIATED PRESS

Mark Thiessen, Alaska/Hawai'i Editor
Caleb Jones, Admin. Correspondent
Seven Waterfront Plaza
500 Ala Moana Blvd., Ste. 7-590
Honolulu, HI 96813
Phone: (808) 536-5510
Fax: (808) 531-1213
Website: www.ap.org

NATIONAL TELEVISION


Hawai'i will make at least five appearances on national television during the regular season with two appearances each on the ESPN Network - Sept. 23 at Wyoming and Oct. 28 vs. San Diego State - and CBS Sports Network - Oct. 7 at Nevada and Nov. 25 vs. BYU. UH will also make one appearance on the Pac-12 Network - Sept. 9 at UCLA.



NETWORKS



STADIUM MANAGEMENT




Scott Chan
Stadium Manager



Ryan Andrews
Deputy Stadium
Manager

QUICK FACTS

- Officially opened on Sept. 12, 1975
- First football game played between University of Hawai'i and Texas A&I on Sept. 13, 1975. Attendance: 32,247
- **Ownership:** State of Hawai'i
- **Management:** Stadium Authority, Department of Accounting and General Services
- **Capacity:** 50,000 (424 wheelchair seats on the lower concourse level)
- **Size:** 104 acres
- **Location:** 12 miles (20 minutes) from Waikiki, 2 miles from the Daniel K. Inouye International Airport
- **Parking:** 8,000 stalls
- **Main playing surface:** UBU Speed Series S5-M
- The scoreboard is 154 feet long. The Jumbo-Tron is 19' x 26'.
- Sitting in the highest seat in the stadium is as high as a 10-story building



Overlooking the turquoise waters of Pearl Harbor lies the home of the University of Hawai'i's football team, Aloha Stadium. The 50,000-seat facility has been home to the state of Hawai'i's only Division I football team for more than 40 years.

UH made its stadium debut on Sept. 13, 1975, against Texas A&I. Three seasons later, Hawai'i played in front of its first sold-out crowd but lost the 1978 season-finale to USC, 21-5.

Through the 1980s, fans swarmed to Aloha Stadium as the Rainbow Warriors consistently averaged more than 40,000 spectators per game. Nearly a half-million fans walked through the turnstiles in 1989, not including a sellout crowd in UH's first postseason bowl game, a 33-13 loss to Michigan State in the Jeep Eagle Aloha Bowl.

The 1992 season, in which the Warriors claimed its first Western Athletic Conference Championship, was witnessed by an average of 44,432 fans per game. In 1999, Aloha Stadium became the venue for June Jones as he took over the helm of the Rainbow Warrior football team and sparked the best turnaround in NCAA football history. The Rainbow Warriors went on to appear in five Aloha Stadium bowl games under Jones and three more since, including a bowl win in 2016.

Hawai'i's Showcase

For more than 20 years, Aloha Stadium hosted the annual Aloha Bowl on Christmas Day. The O'ahu Bowl was added in 1998 and created the nation's first bowl doubleheader. Despite both bowls being moved away, Aloha Stadium now plays host to the annual Hawai'i Bowl, which is celebrating its 15th edition and is slated for Dec. 24 this year.

The Pro Bowl, which features the top athletes from the NFL, was held in February for 30 consecutive years (1980-2009), drawing sellout crowds. The NFL held its annual all-star game at Aloha Stadium all but twice from 1980-2016.

In addition, many big-name musicians have graced the Aloha Stadium stage in its 40-year history. Frank Sinatra, Michael Jackson, Janet Jackson, the Rolling Stones, the Eagles, Van Halen, Gloria Estefan, Mariah Carey, Whitney Houston, the Backstreet Boys, Celine Dion and U2 have all rocked the complex.

High schools also take advantage of the state's largest outdoor facility. The state's football, baseball and soccer championships have been held on Aloha Stadium's turf many times throughout the years. Many high schools even hold their commencement ceremonies there.

The Stadium

In the summer of 2016, the stadium installed UBU Speed Series S5-M turf, considered the newest generation of synthetic turf.

Four spacious locker rooms, fitted with 100 lockers, are available for each team. Additionally, there are lounges, training rooms and team meeting rooms. Decorating the stadium's loge section is a press box, two club boxes and five sky boxes.

In addition to traditional stadium refreshments, Aloha Stadium features an array of worldwide dishes to satisfy every taste bud. This includes Hawaiian, Mexican, Italian, Cajun, Japanese, Greek, Chinese, American and other cuisines at concession stands throughout the facility. Aloha Stadium also provides first-aid, lost and found, security and disability parking and seating. The box office is open weekdays from 9 a.m. to 5 p.m.

An LCD screen on the North scoreboard debuted in 2010, doubling the width of the old screen. Ongoing construction projects include seat plate replacement, waterproofing and resurfacing, and rust mitigation on the steel structure.

UH ALL-TIME ATTENDANCE & RECORDS AT ALOHA STADIUM

Year	Record	Total	Avg.
1975	6-3	254,501	28,278
1976	3-6	210,263	23,363
1977	5-4	255,547	28,394
1978	6-3	327,295	36,366
1979	5-4	334,364	37,152
1980	6-2	342,852	42,857
1981	6-2	340,261	42,533
1982	5-3	336,183	42,023
1983	4-3-1	339,138	42,392
1984	6-3	411,884	45,765
1985	1-6-1	359,042	44,880

Year	Record	Total	Avg.
1986	6-2	359,242	44,905
1987	4-5	385,556	42,839
1988	6-3	401,864	44,652
1989	9-0-1	445,348	44,535
1990	6-2	331,041	41,380
1991	3-4	304,148	43,450
1992	7-0	311,022	44,432
1993	6-2	326,454	40,807
1994	2-5-1	306,989	38,374
1995	3-4	242,433	34,633
1996	2-6	263,986	32,998

Year	Record	Total	Avg.
1997	3-5	267,524	33,441
1998	0-8	234,821	29,353
1999	5-4	348,095	38,677
2000	3-5	298,719	37,340
2001	6-2	313,345	39,168
2002	7-1	310,074	38,759
2003	6-1	289,155	41,308
2004	7-1	294,404	36,801
2005	3-4	229,142	32,735
2006	7-1	292,708	36,588
2007	7-0	304,600	43,514

Year	Record	Total	Avg.
2008	5-3	328,081	41,010
2009	4-3	257,074	36,725
2010	6-2	298,486	37,311
2011	4-3	222,493	31,785
2012	3-3	180,186	30,031
2013	1-5	185,931	30,988
2014	3-4	192,159	27,451
2015	3-4	164,031	23,433
2016	4-3	170,299	24,328
Total Record		12,066,162	36,343
		194-134-4	.590

ALPHABETICAL

No	Name	Pos
31	Frank Abreu	WR
91	Samuella Akoteu	DL
50	Dejon Allen	OL
85	Marcus Armstrong-Brown	WR
26	Justice Augafa	DB
76	Ramsey Aviu	OL
80	Ammon Barker	WR
71	Stephan Bernal-Wendt	OL
84	Isaiah Bernard	WR
1	Noah Borden	LB/LS
25	Austin Borengasser	DB
52	Michael Boyle	PK
59	Max Broman	LB
2	Dru Brown	QB
17	Cole Brownholtz	QB
89	Cole Carter	DL
99	Zeno Choi	DL
47	Kaiwi Chung	TE
23	Dylan Collie	WR
25	Elijah Dale	RB
23	Donovan Dalton	DB
33	Melvin Davis	RB
11	Jay Dominique	DB
43	Tevarua Eldridge	DL
65	Asotui Eli	OL
12	Keelan Ewaliko	WR
61	Wesley Faagau	DL
8	Penitito Faalologo	DL
58	Rashaan Falemalu	LB
18	Rojesterman Farris II	DB
19	Eugene Ford	DB
29	Akil Francisco	DB
42	Dayton Furuta	TE
15	Kyle Gallup	QB
99	Stan Gaudion	P
37	Austin Gerard	DB
94	Ka'aumoana Gifford	DL
52	Dalton Gouveia	LB
59	Emil Graves	OL
83	Kade Greeley	TE
16	Karson Greeley	QB
67	Josh Hauani'o	OL
28	Cameron Hayes	DB
39	Trayvon Henderson	DB
92	Maxwell Hendrie	DL
57	J.R. Hensley	OL
16	Kalen Hicks	DB
21	Freddie Holly III	RB
14	Manu Hudson-Rasmussen	DB
20	Hunter Hughes	QB
29	Genta Ito	RB
49	Tristin Kamaka	WR
44	Hekilii Kelililiki	RB
68	Brandon Kipper	OL
97	Meffy Koloamatangi	DL
88	Isaia Leeth	WR
4	Daniel Lewis Jr.	DB
54	La'akea Look	LB
79	Josaiah Maama	OL
38	Malachi Mageo	LB
3	David Manoa	DL
51	Makai Manuwai	OL
27	Solomon Matautia	LB
43	Shawn McCarthy	LS
13	Cole McDonald	QB
12	Damario Mclean	DB

NUMERICAL

No	Name	Pos	Ht	Wt	Cl	Exp	Hometown/Last School
1	Noah Borden	LB/LS	6-1	215	Jr.	2L	Pearl City, O'ahu (Kamehameha Schools-Kapālama)
2	Dru Brown	QB	6-0	200	Jr.	1L	San Mateo, Calif. (College of San Mateo)
3	David Manoa	DL	6-3	240	Sr.	3L	Hayward, Calif. (Aragon HS)
4	Daniel Lewis, Jr.	DB	5-11	190	Jr.	2L	New Iberia, La. (New Iberia HS)
5	John Ursua	WR	5-10	165	So.	1L	Kailua-Kona, Hawai'i (Cedar City HS)
7	Metuisela 'Unga	TE	6-5	240	Sr.	3L	Rochester, Calif. (Rancho Cucamonga HS)
8	Penitito Faalologo	DL	5-11	300	Sr.	3L	Pago Pago, American Samoa (Fagaitua HS)
9	Devan Stubblefield	WR	6-0	190	Jr.	1L	'Ewa Beach, O'ahu (Saint Louis School)
10	Justin Uahinui	QB	6-3	195	Fr.	HS	Honolulu, O'ahu (Farrington HS)
10	Jeremiah Pritchard	LB	6-0	210	So.	1L	Leone, American Samoa (Silverado HS)
11	Jay Dominique	DB	6-2	190	Fr.	HS	Montreal, Canada (Old Montreal Cegep)
12	Keelan Ewaliko	WR	5-11	200	Sr.	3L	Wailuku, Maui (Baldwin HS)
12	Damario Mclean	DB	6-1	185	Fr.	HS	Sacramento, Calif. (Elk Grove HS)
13	Cole McDonald	QB	6-4	205	Fr.	RS	La Mirada, Calif. (Sonora HS)
13	Keala Santiago	DB	6-0	200	So.	1L	Hau'ula, O'ahu (Kahuku HS)
14	Manu Hudson-Rasmussen	DB	6-0	185	Jr.	JC	Tigard, Ore. (Riverside City College)
15	Kyle Gallup	QB	6-2	210	So.	TR	Parker, Colo. (Marshall)
15	Paul Scott	LB	6-2	210	Fr.	HS	Oakland, Calif. (McClymonds Senior HS)
16	Karson Greeley	QB	6-5	210	Fr.	HS	Murrieta, Calif. (Vista Murrieta HS)
16	Kalen Hicks	DB	6-3	200	So.	1L	Las Vegas, Nev. (Bishop Gorman HS)
17	Cole Brownholtz	QB	6-4	210	So.	JC	Carmichael, Calif. (Sierra JC)
17	Terrence Sayles	DB	6-3	195	Jr.	SQ	Kerens, Texas (Kerens HS)
18	Rojesterman Farris II	DB	6-1	180	So.	1L	Coral Springs, Fla. (Coral Springs Charter HS)
19	Eugene Ford	DB	6-2	195	Fr.	HS	Venice, Calif. (University HS)
20	Hunter Hughes	QB	5-11	190	Sr.	SQ	Lake Zurich, Ill. (Lake Zurich HS)
20	Zach Wilson	DB	5-11	170	So.	1L	Upland, Calif. (Mt. SAC)
21	Freddie Holly III	RB	6-0	210	Fr.	RS	Riverside, Calif. (Norte Vista HS)
22	Diocemy Saint Juste	RB	5-8	200	Sr.	3L	Boynton Beach, Fla. (Santaluces HS)
22	Ikem Okeke	LB	6-0	220	So.	1L	Las Vegas, Nev. (Bishop Gorman HS)
23	Dylan Collie	WR	5-10	175	Jr.	2L	El Dorado Hills, Calif. (BYU)
23	Donovan Dalton	DB	6-4	200	Fr.	HS	Apple Valley, Minn. (Saguaro HS)
24	Mykal Tolliver	DB	6-0	175	Fr.	RS	Bellflower, Calif. (St. John Bosco HS)
25	Elijah Dale	RB	5-10	210	Jr.	JC	San Francisco, Calif. (City College of San Francisco)
25	Austin Borengasser	DB	6-2	205	So.	SQ	Honolulu, O'ahu (Kamehameha Schools-Kapālama)
26	Miles Reed	RB	5-8	190	Fr.	HS	Corona, Calif. (Centennial HS)
26	Justice Augafa	DB	5-11	205	Jr.	JC	Anchorage, Alaska (LA Harbor College)
27	Solomon Matautia	LB	6-1	230	So.	1L	'Ewa Beach, O'ahu (Campbell HS)
28	Cameron Hayes	DB	5-11	180	So.	1L	Los Angeles, Calif. (Junipero Serra HS)
29	Genta Ito	RB	5-8	195	Jr.	JC	Inabe, Japan (Santa Monica College)
29	Akil Francisco	DB	6-0	160	Fr.	HS	Alameda, Calif. (Encinal HS)
30	Davine Tullis	WR	6-1	195	So.	1L	Seattle, Wash. (Ballard HS)
31	Frank Abreu	WR	6-0	200	Sr.	1L	Honolulu, O'ahu (Notre Dame College)
31	Jahlani Tavai	LB	6-4	235	Jr.	2L	Inglewood, Calif. (Mira Costa HS)
33	Melvin Davis	RB	6-2	235	Sr.	1L	Compton, Calif. (Santa Monica College)
33	A.J. Oto	DB	5-11	205	Jr.	JC	Oxnard, Calif. (Fullerton College)
34	Nic Tom	WR	5-9	180	Fr.	RS	Honolulu, O'ahu (Kaiser HS)
34	Austin Pang Kee	DB	5-11	155	So.	SQ	Kāne'ohe, O'ahu (Damien HS)
35	Kayson Smith-Bejgrowicz	DB	6-3	195	So.	HS	'Ewa Beach, O'ahu (Kamehameha Schools-Kapālama)
36	Ben Scruton	DB	6-1	200	So.	1L	Melbourne, Australia (Melbourne University)
37	KJ Pascua	RB	5-7	175	Fr.	HS	Waipahu, O'ahu ('Iolani School)
37	Austin Gerard	DB	6-1	195	Sr.	1L	Pearl City, O'ahu (College of the Sequoias)
38	Malachi Mageo	LB	6-2	210	Jr.	2L	Carson, Calif. (Junipero Serra HS)
39	Trayvon Henderson	DB	6-0	200	Sr.	3L	Sacramento, Calif. (Grant Union HS)
40	Dany Mulanga	LB	6-3	200	Jr.	2L	Bedford, Texas (Trinity HS)
41	Scheyenne Sanitoa	DB	6-0	200	Fr.	RS	Fagatogo, American Samoa (Samoana HS)
42	Dayton Furuta	TE	5-11	230	So.	1L	Mililani, O'ahu (Mililani HS)
43	Shawn McCarthy	LS	6-4	250	Jr.	JC	Honolulu, O'ahu (Puget Sound)
43	Tevarua Eldridge	DL	6-2	230	Jr.	2L	Wailuku, Maui (Baldwin HS)
44	Hekilii Kelililiki	RB	6-2	225	Fr.	HS	Bentonville, Ark. (Bentonville HS)
44	Russell Williams, Jr.	LB	6-1	230	Sr.	2L	Elk Grove, Calif. (Sacramento City College)
45	Dakota Torres	TE	6-2	245	Jr.	1L	Wai'anae, O'ahu (Punahou School)
46	Alex Trifonovitch	P	6-1	180	So.	1L	Honolulu, O'ahu (Punahou School)
46	Ryan Meskill	PK	6-0	180	So.	TR	Gold Coast, Australia (Lewis & Clark CC)
47	Kaiwi Chung	TE	5-11	240	Jr.	1L	Honolulu, O'ahu (Kamehameha Schools-Kapālama)
48	Ryan Tuiaosa	RB	5-11	210	Sr.	2L	Kailua, O'ahu (Weber State)
49	Tristin Kamaka	WR	5-8	165	Sr.	TR	'Ewa Beach, Oahu (Midland [Neb.] University).

NUMERICAL

No	Name	Pos	Ht	Wt	Cl	Exp	Hometown/Last School
49	Manly Williams	DL	6-2	220	So.	1L	Honolulu, O'ahu (Farrington HS)
50	Dejon Allen	OL	6-3	290	Sr.	3L	Compton, Calif. (Dominguez HS)
50	Penei Pavihi	LB	6-2	230	Fr.	HS	Pago Pago, American Samoa (Tafuna HS)
51	John Wa'a	OL	6-4	315	Sr.	3L	Hau'ula, O'ahu (Kahuku HS)
51	Makai Manuwai	DL	6-1	260	Fr.	HS	Medford, Ore. (South Medford HS)
52	Michael Boyle	PK	6-1	175	Fr.	HS	Washougal, Wash. (Camas HS)
52	Dalton Gouveia	LB	6-1	225	So.	SQ	Mooresville, N.C. (Charlotte Christian HS)
53	Kana'i Picanco	LB	6-1	230	Jr.	JC	Kane'ohe, O'ahu (Pima CC)
54	La'akea Look	LB	6-0	225	So.	1L	Waipahu, O'ahu (Punahou School)
55	Micah Vanterpool	OL	6-6	285	Fr.	HS	Phoenix, Ariz. (Phoenix Central HS)
56	KK Padello	LB	5-11	215	Jr.	TR	Mililani, O'ahu (Southern Oregon)
57	J.R. Hensley	OL	6-5	310	So.	1L	Edmond, Okla. (Santa Fe HS)
58	Rashaan Falemalu	LB	6-1	230	Jr.	1L	Hau'ula, O'ahu (Kahuku HS)
59	Emil Graves	OL	6-3	295	Jr.	JC	Lynwood, Calif. (Fullerton College)
59	Max Broman	LB	6-1	220	Sr.	1L	Draper, Utah (Alta HS)
60	Chris Posa	OL	6-4	290	Sr.	1L	Commerce, Mich. (Alabama)
61	Wesley Faagau	DL	6-0	220	Fr.	RS	Wai'anae, O'ahu (Kamehameha Schools-Kapālama)
62	Doug Russell	DL	6-5	300	Fr.	HS	Seattle, Wash. (O'Dea HS)
63	Taaga Tuulima	DL	6-2	280	Fr.	RS	'Ewa Beach, O'ahu ('Iolani School)
64	Fred Ulu-Perry	OL	6-2	305	So.	TR	Honolulu, O'ahu (UCLA)
65	Asotui Eli	OL	6-4	315	Jr.	2L	Kailua-Kona, Hawai'i (Kealakehe HS)
66	Eperone Moananu	OL	6-2	290	So.	1L	Pago Pago, American Samoa (Tafuna HS)
67	Josh Hauani'o	OL	6-4	300	Fr.	RS	Kāne'ohe, O'ahu ('Iolani School)
68	Brandon Kipper	OL	6-6	270	Fr.	HS	Nampa, Idaho (Columbia HS)
70	Joey Nu'uuanu-Kuhi'iki	DL	6-3	260	Fr.	RS	Wai'anae, O'ahu (Wai'anae HS)
71	Stephan Bernal-Wendt	OL	6-3	315	Fr.	HS	Honolulu, O'ahu (Salesian HS)
72	Matt Norman	OL	6-5	270	Sr.	1L	Monrovia, Calif. (Fullerton College)
73	Austin Webb	OL	6-8	310	So.	SQ	Dallas, Texas (Highland Park HS)
75	Kalepo Naotala	DL	6-3	300	Fr.	HS	Newport News, Va. (Menchville HS)
76	Ramsey Aviu	OL	6-2	300	Fr.	HS	'Aiea, Oahu ('Aiea HS)
77	Alesana Sunia	OL	6-3	305	Fr.	RS	Leone, American Samoa (Leone HS)
79	Josaiah Maama	OL	6-4	270	Fr.	HS	East Palo Alto, Calif. (Kings Academy)
80	Ammon Barker	WR	6-4	225	Sr.	3L	Salt Lake City, Utah (Alta HS)
81	Kalakaua Timoteo	WR	6-1	190	So.	1L	Mililani, O'ahu (Mililani HS)
82	Drake Stallworth	WR	6-1	185	Fr.	HS	Folsom, Calif. (Folsom HS)
83	Kade Greeley	TE	6-6	225	Fr.	HS	Murrieta, Calif. (Vista Murrieta HS)
84	Isaiah Bernard	WR	6-1	190	Sr.	1L	Santa Clarita, Calif. (Glendale CC)
85	Marcus Armstrong-Brown	WR	6-3	210	Jr.	JC	Napa, Calif. (Diablo Valley College)
87	Kumoku Noa	WR	5-11	175	Fr.	RS	Honolulu, O'ahu (Kamehameha Schools-Kapālama)
88	Isaia Leeth	WR	6-3	190	Fr.	HS	Portland, Ore. (Madison HS)
88	Tumua Tuinei	DB	5-9	210	Jr.	2L	Honolulu, O'ahu (Punahou School)
89	Don'Yeh Patterson	WR	6-0	195	Jr.	1L	Carson, Calif. (Carson HS)
89	Cole Carter	DL	6-4	265	Fr.	RS	Ashburn, Va. (Fork Union Military Academy)
91	Samiuela Akoteu	DL	6-2	320	So.	1L	Ingleswood, Calif. (Junipero Serra HS)
92	Maxwell Hendrie	DL	6-4	245	Fr.	RS	Sydney, Australia (The Scots College)
93	Anthony Mermea	DL	6-3	325	Fr.	HS	Bellflower, Calif. (Vista Murrieta HS)
94	Ka'aumoana Gifford	DL	6-4	275	Jr.	1L	Wai'anae, O'ahu (Kamehameha Schools-Kapālama)
96	Kaimana Padello	DL	6-0	205	So.	1L	Mililani, O'ahu (Mililani HS)
97	Meffy Koloamatangi	DL	6-5	240	Sr.	2L	East Palo Alto, Calif. (Woodside HS)
98	Viane Moala	DL	6-7	270	So.	1L	Ili'ili, American Samoa (Fa'asao Marist HS)
99	Stan Gaudion	P	6-3	210	Fr.	RS	Melbourne, Australia (Scotch College)
99	Zeno Choi	DL	6-3	260	Jr.	1L	Honolulu, O'ahu (Kaiser HS)

ALPHABETICAL

No	Name	Pos
93	Anthony Mermea	DL
46	Ryan Meskell	PK
98	Viane Moala	DL
66	Eperone Moananu	OL
40	Dany Mulanga	LB
75	Kalepo Naotala	DL
87	Kumoku Noa	WR
72	Matt Norman	OL
70	Joey Nu'uuanu-Kuhi'iki	DL
22	Ikem Okeke	LB
33	A.J. Oto	DB
96	Kaimana Padello	DL
56	KK Padello	LB
34	Austin Pang Kee	DB
37	KJ Pascua	RB
89	Don'Yeh Patterson	WR
50	Penei Pavihi	LB
53	Brandon Picanco	LB
60	Chris Posa	OL
10	Jeremiah Pritchard	LB
26	Miles Reed	RB
62	Doug Russell	DL
22	Diocemy Saint Juste	RB
41	Scheyenne Sanitoa	DB
13	Keala Santiago	DB
17	Terrence Sayles	DB
15	Paul Scott	LB
36	Ben Scruton	DB
35	Kayson Smith-Bejgrowicz	DB
82	Drake Stallworth	WR
9	Devan Stubblefield	WR
77	Alesana Sunia	OL
31	Jahlani Tava'i	LB
81	Kalakaua Timoteo	WR
24	Mykal Tolliver	DB
34	Nic Tom	WR
45	Dakota Torres	TE
46	Alex Trifonovitch	P
48	Ryan Tuiasoa	RB
88	Tumua Tuinei	DB
30	Davine Tullis	WR
63	Taaga Tuulima	DL
10	Justin Uahinui	QB
64	Fred Ulu-Perry	OL
7	Metuisela 'Unga	TE
5	John Ursua	WR
55	Micah Vanterpool	OL
51	John Wa'a	OL
73	Austin Webb	OL
49	Manly Williams	DL
44	Russell Williams, Jr.	LB
20	Zach Wilson	DB

STAFF

Coaches and Support Staff

Head Coach: Nick Rolovich, 2nd season

Associate Head Coach/Offensive Coordinator/RBs/TEs: Brian Smith

Defensive Coordinator/Defensive Tackles: Legi Suiaunoa

Special Teams Coordinator/Defensive Ends: Mayur Chaudhari

Passing Game Coordinator/Quarterbacks: Craig Stutzmann

Offensive Line: Chris Naeole

Wide Receivers: Kefense Hynson

Linebackers: Sean Duggan

Secondary: Abe Elimimian

Safeties: Jacob Yoro

Director of Operations: Jimmy Morimoto

Director of Recruiting & Retention: Jason Cvercko

Strength & Conditioning Coordinator: Bubba Reynolds

Graduate Assistants: John Estes, Makana Garrigan, Marc Moody, Mikahael Waters

Video Coordinator: Olivia Vea

Intern: Brodie Nakama

Football Administration Assistants: Myles Gota, Gavin Shigesato



PRONUNCIATION CHART

(Alphabetical order)

Name	Pronunciation
Samuela Akoteu	sam-YEW-eh-lah
	ah-KO-tay-ooH
Dejon Allen	DEE-zjon
Justice Augafa	owng-afa
Ramsey Aviu	ah-VEE-you
Ammon Barker	am-men (rhymes with salmon)
Austin Borengasser	bor-un-gasser
Zeno Choi	ZEE-No
Kaiwi Chung	kah-E-vee
Tevarua Eldridge	teh-vah-roo-ah
Asotui Eli	ah-so-TOO-E eh-lee
Keelan Ewaliko	eh-vah-LEE-ko
Wesley Faagau	fah-un-gow
Penitito Faalologo	fah-ah-low-low-n-go
Rashaan Falemalu	fah-lay-MAH-loo
Rojesterman Farris	roe-jester-mun
Akil Francisco	ah-keel
Dayton Furuta	fuh-ROO-tuh
Stan Gaudion	gaw-dee-an
Ka'aumoana Gifford	kah-OW-mo-AH-na
Dalton Gouveia	GO-VAY-uh
Emil Graves	E-mill
Josh Hauanio	howah-nee-oh
Genta Ito	gen-tah E-tow
Hekili Keliiliki	hey-KEY-lee
	kay-LEE-EE-lee-key
Tristin Kamaka	kah-mah-kah
Sione Kauhi	see-oh-NAY cow-he
Meffy Koloamatangi	KO-low-ah-MAH-tung
La'akea Look	lah-ah-kay-ah
Josaiah Maama	mah-AH-ma
Malachi Mageo	ma-lah-KYE mon-GAY-o
Makai Manuwai	mah-kye mah-new-why
Solomon Matautia	mah-TAO-tee-ah
Viane Moala	vee-ah-nay mo-ah-la
Eperone Moananu	ep-er-row-nay mo-ah-NAH-new
Kalepo Naotala	kah-le-poh now-tah-lah
Kumoku Noa	coo-mo-coo noah
Ikem Okeke	EE-come oh-kay-kay
Kaimana Padello	kye-mah-nah
KJ Pascua	pass-kwah
Penei Pavihi	pe-nay pa-VEE-hee
Kana'i Picanco	kuh-nuh-ee pee-KAHN-so
Diocemy Saint Juste	DEE-awesome-ME saint just
Scheyenne Sanitoa	sah-ni-tow-ah
Keala Santiago	kay-ah-lah
Kayson Smith-Bejgrowicz	beh-gra-vitch
Alesana Sunia	ah-lay-sah-nah soo-nee-ah
Jahlani Tavai	tah-VIE
Kalakaua Timoteo	kah-lah-kow-ah tee-mo-tay-oh
Alex Trifonovitch	trif-on-oh-vitch
Ryan Tuiasoa	too-E-ah-so-ah
Tumua Tuinei	too-moo-AH TOO-ee-nay
Davine Tullis	duh-VINE
Taaga Tuulima	tah-un-gah too-oo-lee-mah
Justin Uahinui	OO-ahi-new-ee
Metuisela 'Unga	may-TOO-ee-say-lah
	OO-n-gah
John Wa'a	wah-ah

GEOGRAPHICAL ROSTER

HAWAII (42)

O'ahu (38)

'**Alea**: Ramsey Aviu

'**Ewa Beach**: Tristin Kamaka, Solomon Matautia, Kayson Smith-Bejgrowicz, Devan Stubblefield, Taaga Tuulima

Hau'ula: Rashaan Falemalu, Keala Santiago, John Wa'a

Honolulu: Frank Abreu, Stephan Bernal-Wendt, Austin Borengasser, Zeno Choi, Kaiwi Chung, Shawn McCarthy, Kumoku Noa, Nic Tom, Alex Trifonovitch, Tumua Tuinei, Fred Ulu-Perry, Manly Williams, Justin Uahinui

Kailua: Ryan Tuiasoa

Kāne'ohe: Josh Hauani'o, Austin Pang Kee, Kana'i Picanco

Milliani: Dayton Furuta, Kaimana Padello, KK Padello, Kalakaua Timoteo

Pearl City: Noah Borden, Austin Gerard

Wai'anae: Wesley Faagau, Ka'aumoana Gifford, Joey Nu'uuanu-Kuhi'iki, Dakota Torres

Waipahu: La'akea Look, KJ Pascua

Hawaii'i (2)

Kailua-Kona: Asotui Eli, John Ursua

Maui (2)

Wailuku: Tevarua Eldridge, Keelan Ewaliko

CONTINENTAL U.S. (63)

Alaska (1)

Anchorage: Justice Augafa

Arizona (1)

Phoenix: Micah Vanterpool

Arkansas (1)

Bentonville: Hekili Keliiliki

California (35)

Alameda: Akil Francisco

Bellflower: Anthony Mermea, Mykal Tolliver

Carmichael: Cole Brownholtz

Carson: Malachi Mageo, Don'Yeh Patterson,

Compton: Dejon Allen, Melvin Davis

Corona: Miles Reed

East Palo Alto: Meffy Koloamatangi, Josaiah Maama

El Dorado Hills: Dylan Collie

Elk Grove: Russell Williams, Jr.

Folsom: Drake Stallworth

Hayward: David Manoa

Inglewood: Samuela Akoteu, Jahlani Tavai

La Mirada: Cole McDonald

Los Angeles: Cameron Hayes

Lynwood: Emil Graves

Monrovia: Matt Norman

Murrieta: Kade Greeley, Karson Greeley

Napa: Marcus Armstrong-Brown

Oakland: Paul Scott

Oxnard: A.J. Oto

Riverside: Freddie Holly III

Rochester: Metuisela 'Unga

Sacramento: Trayvon Henderson, Damario Mclean

San Francisco: Elijah Dale

San Mateo: Dru Brown

Santa Clarita: Isaiah Bernard

Upland: Zach Wilson

Venice: Eugene Ford

Colorado (1)

Parker: Kyle Gallup

Florida (2)

Boynnton Beach: Diocemy Saint Juste

Coral Springs: Rojesterman Farris II

Idaho (1)

Caldwell: Brandon Kipper

Illinois (1)

Lake Zurich: Hunter Hughes

Louisiana (1)

New Iberia: Daniel Lewis, Jr.

Michigan (1)

Commerce: Chris Posa

Minnesota (1)

Apple Valley: Donovan Dalton

Nevada (2)

Las Vegas: Kalen Hicks, Ikem Okeke

North Carolina (1)

Mooreville: Dalton Gouveia

Oklahoma (1)

Edmond: J.R. Hensley

Oregon (3)

Portland: Isaia Leeth

Medford: Makai Manuwai

Tigard: Manu Hudson-Rasmussen

Texas (3)

Bedford: Dany Mulanga

Dallas: Austin Webb

Kerens: Terrence Sayles

Utah (2)

Draper: Max Broman

Salt Lake City: Ammon Barker

Virginia (2)

Ashburn: Cole Carter

Newport News: Kalepo Naotala

Washington (3)

Seattle: Doug Russell, Davine Tullis

Washougal: Michael Boyle

AMERICAN SAMOA (7)

III'iili: Viane Moala

Fagatogo: Scheyenne Sanitoa

Leone: Jeremiah Pritchard, Alesana Sunia

Pago Pago: Penitito Faalologo, Eperone Moananu, Penei Pavihi

AUSTRALIA (4)

Gold Coast: Ryan Meskell

Melbourne: Stan Gaudion, Ben Scruton

Sydney: Maxwell Hendrie

CANADA (1)

Montreal: Jay Dominique

JAPAN (1)

Inabe: Genta Ito



MOUNTAIN WEST

MOUNTAIN DIVISION



AIR FORCE



BOISE STATE



COLORADO STATE



NEW MEXICO



UTAH STATE



WYOMING

WEST DIVISION



FRESNO STATE



HAWAII



NEVADA



SAN DIEGO STATE



SAN JOSÉ STATE



UNLV

TheMW.com




MountainWestConference



@MountainWest



MountainWestConf



NICK ROLOVICH

Head Coach
2nd Season As Head Coach
6th Season At UH

In just his first season as head coach, former Rainbow Warrior quarterback Nick Rolovich reinvigorated a University of Hawai'i football program and returned it back to national relevancy both on the field and in the football community.

His "Live Aloha, Play Warrior" and "Pride Rock" slogans, which echoed throughout his introductory press conference, were the foundation of his inaugural season of 2016 that saw the Rainbow Warriors reach a bowl game for the first time in six years. In addition, his witty theatrics helped promote the program off the field through numerous ESPN SportsCenter Top Plays and viral videos across social media. He also re-energized a fan base, including the alumni, with the help of three of his former UH teammates on the coaching staff.

Most importantly, the Rainbow Warriors won on the field, finishing with seven wins capped by a 52-35 victory over Middle Tennessee in the Hawai'i Bowl, while snapping a five-year losing drought. When he took over the program as the fifth-youngest head coach in NCAA Division I FBS at the age of 37 after a four-year stint as Nevada's offensive coordinator, Rolovich promised a refined offense and he came through in the form of a 1,000-yard rusher and a 1,000-yard receiver for just the second time in program history.

Also in 2016, the Warriors scored 30 or more points eight times, its most since 2010, when Rolovich was UH's offensive coordinator. The team rushed for an average of 163.8 yards per game, its highest output since 1995. UH won three road games and finished runner-up in the West Division of the Mountain West, its highest finish since joining the league in 2012.

Rolovich became the 23rd head coach for the Rainbow Warrior program when he was hired in December 2015. Regarded as one of the top offensive minds in the country, Rolovich has proven an accomplished play-caller in operating the Run and Shoot, as well as the Pistol offense.

THE NICK ROLOVICH FILE

PERSONAL

Years at UH: 2nd season as Head Coach; 6th season overall

Hometown: Novato, Calif.

Family: Wife - Analea, Daughter - Alana, Sons - Daniel, William and Patrick

EDUCATION

Bachelor's: Hawai'i, 2004

Master's: New Mexico Highlands, 2007

PLAYING EXPERIENCE

City College of San Francisco (1998-99); **Hawai'i** (2000-01); **Rhein Fire [NFL Europe]** (2002-03); **San Jose SaberCats [Arena]** (2004-05); **Arizona Rattlers [AFL]** (2006); **Chicago Rush [AFL]** (2006); **Las Vegas Gladiators [AFL]** (2007)

COACHING RESUME

Years	School/Team	Position
2016-	Hawai'i	Head Coach
2012-15	Nevada	Offensive Coordinator/Quarterbacks
2010-11	Hawai'i	Offensive Coordinator/Quarterbacks
2008-09	Hawai'i	Quarterbacks
2006-07	C.C. of San Francisco	Quarterbacks
2003-04	Hawai'i	Student Assistant
2002	San Marin (Calif.) HS	Assistant Coach



Under Rolovich's guidance at Nevada, quarterback Cody Fajardo made NCAA history in 2014, reaching 9,000 yards passing and 3,000 yards rushing in a career—only the second player in NCAA history, following fellow Wolf Pack signal caller Colin Kaepernick, to reach that mark. In addition, he tutored Bryant Moniz to 10,169 career passing yards at Hawai'i.

Since joining the Nevada staff in 2012, Rolovich's Wolf Pack offense has ranked as high as eighth nationally (2012) in total offense, generating 2,786 yards passing with Fajardo at quarterback, while boasting a seventh-ranked rushing attack paced by Stephon Jefferson's 1,883 yards.

With Fajardo's graduation, Rolovich redoubled Nevada's running game efforts, which finished 25th nationally with 210.6 rushing yards per game as the Wolf Pack averaged over 200 yards for the second consecutive season. Under his guidance, the tandem of James Butler and Don Jackson ranked fifth and seventh in MW rushing, both exceeding 1,000 yards rushing. Butler led the conference in yards per carry (6.5).

During his time in Reno, the Wolf Pack made three bowls: the 2012 Gildan New Mexico Bowl, the 2014 R+L Carriers New Orleans Bowl and the 2015 NOVA Home Loans Arizona Bowl.

Rolovich has coached four quarterbacks who are currently on professional rosters: UH's Bryant Moniz (CFL – Saskatchewan Roughriders) and Shane Austin (AFL – Cleveland Gladiators); Nevada's Fajardo (CFL – Toronto Argonauts); and City College of San Francisco's Jeremiah Masoli (CFL – Hamilton Tiger Cats).

Rolovich led an improved Wolf Pack offense in 2014, averaging 29.2 points per game to jump from 11th to fourth in the Mountain West in scoring offense. Rolovich's ground game racked up 2,671 yards. The Nevada offense came up clutch numerous times in 2014, ranking second in the nation in fourth-quarter scoring.

In his second season at Nevada in 2013, the first under Brian Polian, Nevada averaged 429 yards per game and was 45th nationally in total offense, scoring over 30 points on five occasions. Rolovich joined Nevada in 2012, expanding his offensive repertoire

under College Football Hall of Fame coach Chris Ault—labeled “The Godfather of the Pistol.” Rolovich was one of three coaches retained when Ault retired.

In 2012, Rolovich helped Fajardo develop into one of the top young quarterbacks in the nation, completing 67 percent of his passes, while throwing for 2,786 yards with 20 touchdowns and 1,121 yards rushing for 12 more scores.

During his time in Reno, Rolovich guided 10 offensive players to all-Mountain West honors. He previously mentored nine UH offensive players to all-Western Athletic Conference honors.

Rolovich’s first coaching stint at UH was wildly productive from 2008-11, directing one of the top passing offenses in the nation. He was the quarterbacks coach all four seasons and spent the final two years as the Rainbow Warriors’ offensive coordinator.

For the latter three years of his time with the Rainbow Warriors, he had play-calling duties, while UH threw for 13,915 yards—an average of 347.9 yards per game—and 96 touchdowns. That includes the 2010 season in which Hawai’i led the nation in passing offense (394.3 ypg) and finished sixth in total offense (500.6 ypg). That year, Rolovich mentored former walk-on quarterback Moniz to the top of the NCAA charts in passing yards, total offense, and touchdowns, and to an eighth-place ranking in passing efficiency. Moniz’s favorite targets were receivers Greg Salas and Kealoha Pilares, both of whom spent time in the NFL. Salas finished his career as the school’s all-time leader in receiving yards (4,345), while Pilares is eighth in all-purpose yards (3,379).

Rolovich was a two-year letterwinner at quarterback for Hawai’i from 2000-01, starting the bulk of the 2001 season and leading the team to an 8-1 record as a starter. He passed for 4,176 career yards and 40 touchdowns and still holds six school passing records. The highlight of his career was perhaps one of the best performances in college football history. Rolovich led the Warriors to an upset over previously unbeaten and No. 9 BYU in the 2001 season finale, 72-45, with 543 yards and eight touchdowns. As a senior that season, he ranked 10th nationally in passing efficiency with a 150.5 rating and broke 19 school passing and eight total offense records. He ended his college career with three consecutive 500-yard passing games, engineering at least 52 points in each outing.

Rolovich participated in the 2002 Hula Bowl and was named the game’s Most Valuable Player, completing 10-of-18 passes for 171 yards and three touchdowns.

He came to UH from City College of San Francisco (CCSF), where he was a two-time All-American, and directed the school to a national championship in 1999 under legendary coach George Rush.

Following his collegiate playing career, Rolovich participated in the Dallas Cowboys mini-camp before signing with the Denver Broncos.



He was released after the team’s final preseason game in 2002. The next year, he was allocated to the Rhein Fire of NFL Europe, where he threw for 907 yards and led the Fire to World Bowl XI.

Rolovich got his coaching start in 2002 as an assistant coach for San Marin (Calif.) High School, later reuniting with his college coach, June Jones, in coaching the Run and Shoot offense as a student assistant at Hawai’i during the 2003-04 seasons.

Rush gave Rolovich his first full-time college coaching position as quarterbacks coach at CCSF, where he helped guide the Rams to a J.C. Gridwire National Championship in 2007. He also coached all-conference quarterbacks Zak Lee and Masoli, who went on to earn Division I scholarships at Nebraska and Oregon, respectively.

Rolovich balanced between extending his playing career and successfully coaching the next generation of players. Prior to his first stint coaching at UH, he returned to Denver in 2003 and was cut following training camp. From there he began a five-year career in the Arena Football League, beginning with the San Jose SaberCats. Serving as veteran Mark Grieb’s backup, Rolovich was a member of the Arena Bowl Championship team. He then spent time with the Chicago Rush, Arizona Rattlers and Las Vegas Gladiators. While with the Gladiators, he threw for 1,248 yards and 23 touchdowns and had a passer rating of 104.8 in 2007 before retiring and accepting a full-time role at his alma mater on Greg McMackin’s coaching staff.

The Novato, Calif., native earned his bachelor’s degree in economics from UH in 2004 and a master’s in human performance and sport from New Mexico Highlands (2007).

Rolovich and his wife, Analea, have three sons, Daniel, William and Patrick, and a daughter, Alana.



YEAR-BY-YEAR RECORD AS FBS HEAD COACH & ASSISTANT

Season	Team	Overall W-L	Conf. Finish	Bowl
Head Coach				
2016	Hawai’i (MW)	7-7	5-3 (2nd-West)	Hawai’i
Assistant Coach				
2015	Nevada (MW)	7-6	4-4 (T-2nd-West)	Arizona
2014	Nevada (MW)	7-6	4-4 (3rd-West)	New Orleans
2013	Nevada (MW)	4-8	3-5 (5th-West)	None
2012	Nevada (MW)	7-6	4-4 (5th-West)	New Mexico
2011	Hawai’i (WAC)	6-7	3-4 (T-4th)	None
2010	Hawai’i (WAC)	10-4	7-1 (T-1st)	Hawai’i
2009	Hawai’i (WAC)	6-7	3-5 (T-5th)	None
2008	Hawai’i (WAC)	7-7	5-3 (T-2nd)	Hawai’i



BRIAN SMITH

Associate Head Coach
Offensive Coordinator ▶ Running Backs/Tight Ends
6th Season

Former Rainbow Warrior offensive lineman Brian Smith begins his second season as associate head coach and offensive coordinator. In addition to coaching the running backs, Smith will assume the tight ends in 2017.

Smith returned to his alma mater in 2016 with the hiring of his former UH teammate Nick Rolovich as head coach. In his second stint with the program, Smith enters his sixth season as an assistant coach following four years under former coach Greg McMackin from 2008-11.

In 2016, Smith served as the primary play-caller and directed an offense that scored 40 or more points three times, including a season-best 52 in a Hawai'i Bowl win over Middle Tennessee. His running backs unit helped the team average 163.8 yards per game on the ground, its highest output since 1995, and the group featured three 1,000-yard career rushers in the same season for the first time in school history.

In addition, UH featured a 1,000-yard rusher (Diocemy Saint Juste, 1,006) and 1,000-yard receiver (Marcus Kemp, 1,100) in the same season for just the second time in program history.

Smith rejoined the program after spending three seasons as offensive coordinator and offensive line coach at Occidental College in Los Angeles, Calif. The team averaged 33.8 points and 480.6 yards of total offense per game in 2015 and featured Conference Player of the Year running back Kwame Do, who ran for a single-season record 1,571 yards (174.6 avg.) and 13 touchdowns. Do, who was second nationally in rushing in Division III, finished as the league's career rushing leader (4,133 yards) and ran for more than 1,000 yards each season with Smith on staff. All-conference quarterback Bryan Scott threw for 2,541 yards (282.3 avg.) and 22 touchdowns in 2015.

Prior to joining Occidental, Smith was offensive line coach at California Lutheran, his second stint at the school where he began his collegiate coaching career. In 2012, he helped the Kingsmen to a league championship and second-best scoring offense in NCAA Division III. Three of Smith's offensive linemen were named all-conference and one earned all-region honors.

Smith joined McMackin's staff at Hawai'i in 2008, coaching the offensive line in his first season and the running backs from 2009-11. Under Smith's tutelage, UH's run game was its most productive during the Run-and-Shoot era as the team rushed for 1,942 yards (106.4 per game) in 2010, its highest total in 15 years. Also that year, running back Alex Green broke a 60-year-old single-game rushing record by scampering for 327 yards against New Mexico State. Green finished the season with 1,199 yards, the second-highest total in school history.

Smith got his first taste of collegiate coaching as a student assistant at UH under former head coach June Jones in 2004. The following year, he joined Cal Lutheran's staff for his first full-time position where he coached the running backs and receivers. The following season, he worked as a graduate assistant at Oregon State, helping the Beavers to a 10-4 record in 2006 and a victory in the Sun Bowl.

SMITH'S FILE

PERSONAL

Years at UH: 6th season
Hometown: Thousand Oaks, Calif.
Alma Mater: Hawai'i, B.A. (2005); California Lutheran, M.A. (2013)

PLAYING EXPERIENCE

▶ 1998-2001, Hawai'i

COACHING EXPERIENCE

▶ 2017: Hawai'i
Assistant (Offensive Coord./RBs/TEs)
▶ 2016: Hawai'i
Assistant (Offensive Coordinator/RBs)
▶ 2013-15: Occidental College
Assistant (Offensive Coordinator/OL)
▶ 2012: California Lutheran
Assistant (Offensive Line)
▶ 2009-11: Hawai'i
▶ 2008: Hawai'i
Assistant (Offensive Line)
▶ 2007: Portland State
Assistant (Offensive Line)
▶ 2006: Oregon State
Graduate Assistant
▶ 2005: California Lutheran
Assistant (RBs/Receivers)
▶ 2004: Hawai'i
Student Assistant
▶ 2003: Royal High School (Calif.)
Assistant (Offensive Line)

After one year in Corvallis, he moved to Portland State as offensive line coach under head coach Jerry Glanville and offensive coordinator Mouse Davis. In his only season in Portland, the Vikings led the nation in passing and were tops in the Big Sky Conference in total offense.

Smith lettered at UH during the program's transition to the Run-and-Shoot offense. In addition to playing center, Smith started at long snapper during his four-year career and was a member of the 1999 squad which captured a share of the Western Athletic Conference title and won the Jeep O'ahu Bowl.

Smith started most of the team's games during his junior and senior seasons of which he centered for Rolovich. Following his playing career at UH, Smith spent some time in the NFL with the Green Bay Packers and Baltimore Ravens, playing both center and long snapper.

Smith earned his bachelor's degree in interdisciplinary studies in 2005 from UH and a master's of arts degree in educational leadership from California Lutheran in 2013. He is married to the former Liane Yim and they have a daughter, Chloe.



LEGI SUIAUNOA

Defensive Coordinator ▶ Defensive Tackles
2nd Season

After serving as defensive line coach in his first season on the Rainbow Warrior coaching staff, Lawrence "Legi" Suaiaunua takes over as defensive coordinator in 2017.

Suaiaunua will continue to run a 4-3 defense while coaching the defensive tackles.

Last season, UH's defensive line play was superb with Makani Kema-Kaleiwahea and Kory Rasmussen starting all but one game. Meffy Koloamatangi was an honorable-mention all-Mountain West pick and Penitito Faalologo anchored the middle despite missing several games due to injury.

Suaiaunua came to UH after five seasons as defensive line coach at the University of Montana, where he developed numerous all-conference players as a foundation for the Grizzlies' consistent top-level defense. During the 2013-14 seasons at UM, Suaiaunua also served in the role of associate head coach.

Under his guidance, senior consensus All-American defensive end Tyrone Holmes led the Division I Football Championship Subdivision (FCS) in sacks (18) in 2015, and wrapped his career with 34.5 sacks, ranking second on the school's all-time leaders list behind another Suaiaunua pupil, Zach Wagenmann. Holmes was one of three finalists for the Buck Buchanan Award (FCS Defensive Player of the Year) in 2015.

In addition, Suaiaunua mentored defensive tackle Caleb Kidder to first-team all-Big Sky Conference honors after a 71-tackle junior campaign in 2015 following an injury rehab, logging seven pass deflections, six pass breakups, an interception, a fumble recovery, and a blocked kick.

In 2014, Montana ranked among the FCS leaders in several defensive categories. The Griz were ranked seventh in the country in sacks (3.20 SPG), 19th in scoring defense (21.0 PPG), and 36th in tackles for loss (6.8 TFL/Gm).

Over the previous three seasons, Suaiaunua also guided the development of record-setting defensive end Zach Wagenmann, who was named first team

SUIAUNOA'S FILE

PERSONAL

Years at UH: 2nd season
Hometown: Oceanside, Calif.
Alma Mater: Nevada, B.A. (2002)

PLAYING EXPERIENCE

▶ 1998-2001: Nevada
▶ 1997: Palomar Junior College

COACHING EXPERIENCE

▶ 2017: Hawai'i
Assistant (Defensive Coordinator./DTs)
▶ 2016: Hawai'i
Assistant (Defensive Line)
▶ 2011-2015: Montana
Assistant (Defensive Line)
▶ 2010: Portland State
Assistant (Defensive Line)
▶ 2009: Eastern Oregon
Defensive Coordinator (DL/LBs/Strength)
▶ 2005-08: Western Washington
Assistant (Defensive Line)
▶ 2004: Nevada
Graduate Assistant
▶ 2002-03: Palomar Junior College
Assistant (Linebackers)

all-Big Sky and was tabbed 2014 Big Sky Defensive Player of the Year. Under Suaiaunua's tutelage, Wagenmann set school records in career sacks (37.5), career tackles for loss (53), and career forced fumbles (11).

Senior defensive tackle Tonga Takai joined Wagenmann on the league's first team in 2014, while Holmes and defensive tackle Trevor Rehm were honorable-mention selections that season.

In 2013, UM ranked second in the FCS in sacks (3.73 per game), fourth in rush defense (92.55 yards per game), fifth in fumble recoveries (16), and 28th in scoring defense (22.9 PPG).

Suaiaunua came to Montana from Portland State, where he worked with the defensive line during the 2010 season.

Prior to his stint at PSU, he spent the 2009 season at Eastern Oregon as the defensive coordinator following a four-year stint at Western Washington (2005-08) coaching defensive line and linebackers, in addition to serving as strength and conditioning coach.

He was a graduate assistant at his alma mater, the University of Nevada, in 2004.

Suaiaunua began his coaching career at Palomar (Calif.) Junior College in 2002-03, working with the linebackers. The Comets were 8-3 in 2003, reaching the first round of Southern California JC playoffs and were 10-1 in 2002, winning the Mission Conference championship and were ranked fourth in the nation in the final JC Grid-Wire Poll.

While his playing career began at Palomar, he moved on to a three-year career as a linebacker at Nevada, earning his general studies administration degree in 2002. He was a two-year starter for the Wolf Pack and was recipient of the 2001 Coaches' Award.

An Oceanside, Calif., native, Suaiaunua and his wife, Rose, have three teenage girls—Malae (18), Sarai (16), and Rosalani (15); two sons—Lawrence (5) and Ramsey (2); and an infant daughter, Timena.



MAYUR CHAUDHARI

**Special Teams Coordinator ▶ Tight Ends
2nd Season**

In his first season on the Rainbow Warrior coaching staff, Mayur Chaudhari made quite a first impression as special teams coordinator. In addition to special teams, he will transition from coaching the tight ends to defensive ends in 2017.

Last season, Chaudhari directed a special teams unit that featured kicker Rigoberto Sanchez, who served the dual role of placekicker and punter for the second straight season and earned honorable-mention all-Mountain West honors at both positions. Sanchez earned an invite to Indianapolis Colts training camp after concluding a two-year career that saw him finish as the school's all-time leader in career punting average (44.8) and single-season field-goal accuracy (13-for-13).

Chaudhari, the son-in-law of former University of Hawai'i head coach Dick Tomey, came to Manoa after two seasons as an assistant coach at Lenoir-Rhyne University, where he oversaw the special teams and secondary for the Bears.

In 2015, L-R topped the South Atlantic Conference (SAC) and ranked

fourth in the nation in net punting under Chaudhari's guidance, the unit led by all-SAC punter Michael DeStephens, who improved his average by 3.5 yards after his sophomore season working with Chaudhari. The Bears' special teams also received a nod for all-SAC kick returner Kristaan Ivory, who led the conference with a 25.9 average and ranked fourth in the nation. Also in 2015, cornerback Ivan Milliken provided the Bears with four blocks on special teams; three punts and a field goal.

Also under Chaudhari's charge, rookie cornerback Kyle Dugger was named the SAC Defensive Freshman of the Year after intercepting four passes and breaking up six more, while also blocking two kicks and scoring touchdowns on a punt return and blocked field goal. Another L-R corner, Cliff Barrett, drew national attention on a highlight-reel interception, earning No. 1 on that week's ESPN SportsCenter Top 10 Plays. Safety Chris Shaffer also was named for first-team all-SAC honors and picked up CoSIDA Academic All-America second-team accolades after recording 157 takedowns and six picks.

In 2014, L-R finished 11-1 and claimed the conference title and No. 1 seed in the NCAA Playoffs, before finishing the season No. 8 in the nation. Under Chaudhari in 2014, both free safety Marcus Kincaid and placekicker Justin Powell earned all-SAC accolades. Powell also earned all-region and All-American honors as well after making 11-of-13 field-goal attempts and 54-of-57 extra points.

Chaudhari arrived at L-R after spending one season (2013) as Army West Point's safeties coach, serving as an assistant under former University of Hawai'i defensive coordinator Rich Ellerson. He was also the United States Military Academy's head junior varsity coach during his stint in West Point, fulfilling roles as the defensive and special teams coordinator. One of Chaudhari's Black Knights safeties, Thomas Holloway, earned second-team Capital One CoSIDA Academic All-America honors, leading the team in tackles despite missing four games.

Chaudhari also coached at the U.S. Military Academy Prep School as the special teams coordinator, and worked with the secondary, linebackers and wide receivers for two seasons (2011-12). In addition, Chaudhari was the school's head track and field coach.

Chaudhari also had stints at Virginia Military Institute (2010) as safeties and nickels coach and San José State (2008-09) as a graduate assistant with roles as special teams, safeties and linebackers coach, where he worked under coach Tomey. At SJSU, Chaudhari mentored current Washington Redskins safety Duke Ihenacho to first-team all-Western Athletic Conference honors in 2009.

While in recent years he has coached on the eastern seaboard, Chaudhari's roots are on the west coast, holding numerous tenures in California, including one season at his alma mater, UC Davis (2007), as linebackers coach following a year at Stanford (2006) as a defensive intern aiding the secondary coaches and Menlo College (2005), where he worked with the team's running backs, served as video coordinator and assisted in recruiting.

He began his collegiate coaching career at UC Davis in 1998 as video coordinator and an offensive assistant. Following his initial season, his role expanded and assisted with running backs and tight ends while continuing to serve as video coordinator. In addition to his football workload, he also competed for UC Davis men's lacrosse.

Building up greater special-teams experience during the summer of 2015, he participated in a Bill Walsh Minority Coaching Fellowship with the Atlanta Falcons.

Chaudhari is married to the former Leigh Kincaid, who is the daughter of former University of Hawai'i head coach Dick Tomey (1977-86). A San Jose native, he earned his bachelor's degree in English with a history minor from UC Davis in 2002.



SEAN DUGGAN

**Linebackers
2nd Season**

Sean Duggan begins his second season as linebackers coach for the Rainbow Warriors in 2017.

As a rookie assistant coach

CHAUDHARI'S FILE

PERSONAL

Years at UH: 2nd season

Hometown: San Jose, Calif.

Alma Mater: UC Davis, B.S. (2002)

COACHING EXPERIENCE

- ▶ 2017: Hawai'i
Assistant (S.T. Coordinator, Def. Ends)
- ▶ 2016: Hawai'i
Assistant (S.T. Coordinator, Tight Ends)
- ▶ 2014-15: Lenoir-Rhyne
Assistant (S.T. Coordinator, Secondary)
- ▶ 2014-15: Lenoir-Rhyne
Assistant (S.T. Coordinator, Secondary)
- ▶ 2013: Army West Point
Assistant (Safeties, J.V. Head Coach)
- ▶ 2011-12: U.S. Military Academy Prep
Assistant (Secondary, WRs, S.T.)
- ▶ 2009-10: Virginia Military Institute
Assistant (Safeties/Nickels)
- ▶ 2008-09: San José State
▶ 2009: Assistant (S.T., Safeties)
▶ 2008: Assistant (S.T., Asst. LBs)
- ▶ 2007: UC Davis
Assistant (Linebackers)
- ▶ 2006: Stanford
Intern (Secondary)
- ▶ 2005: Menlo College
Assistant (RBs, Video Coordinator)
- ▶ 1998-2001: UC Davis
Assistant (Off. Asst., Video Coordinator)

DUGGAN'S FILE

PERSONAL

Years at UH: 2nd season

Hometown: Cincinnati, Ohio

Alma Mater: Boston College, B.A. (2014)

in 2016, Duggan headed a linebacker unit that featured first-team all-Mountain West standout Jahlani Tavai, who led the team with 129 tackles including 19.5 tackles for loss and 86 solo tackles, both of which led the conference. Linebacker Malachi Mageo started all 13 games in which he played and was fourth on the squad with 78 stops, including 7.5 for loss and two sacks.

Duggan also mentored linebacker Jerrol Garcia-Williams, who completed his eligibility last season and signed as an undrafted free agent by the Denver Broncos in the offseason.

Duggan came to UH from Boston College, where he coached alongside Kevin Lempa, UH's defensive coordinator in 2016 who has since left for a position at Michigan. Duggan was a defensive graduate assistant for the Eagles following a four-year playing career. Duggan was a part of a BC defensive staff that produced the nation's top total defense and was fourth nationally in points allowed (15.3). In addition, the squad ranked second in run defense (82.8 rushing YPG) and sixth in pass defense (171.5 passing YPG).

Working with the linebackers, Duggan helped guide first team all-ACC inside linebacker Stephen Daniels, who led BC with 82 tackles, including 16 for loss and six sacks.

As a player, Duggan played in 45 games for the Eagles, recording 115 career tackles, including 49 solo stops and 6.5 tackles for a loss of 12 yards. He was voted a captain by his teammates prior to the start of the 2014 season. He forced a fumble and recovered two while donning the maroon and gold and made an interception in his senior campaign, returning it 15 yards in a victory against Syracuse.

A Cincinnati, Ohio, native, Duggan earned all-Ohio Division I second-team honors out of St. Xavier. He earned his marketing degree from BC's Carroll School of Management in 2014.



ABE ELIMIMIAN

**Secondary
3rd Season**

Former Rainbow Warriors cornerback Abe Elimimian begins his third year coaching the secondary for the Hawai'i football program and second under his former UH teammate Nick Rolovich.

Last season, Elimimian's unit boasted four of the team's top six tacklers, who combined for 297 tackles, nine interceptions and 15 pass breakups.

Cornerback Jalen Rogers signed with the Montreal Alouettes of the CFL while safety DeJaun Butler was invited to New Orleans Saints training camp.

In 2015, UH allowed only three 100-yard receivers in the entire 13-game slate. The secondary generated 35 pass breakups on the year, led by all-MW honorable-mention cornerback Nick Nelson, who came within striking distance of the single-season pass breakups record, knocking down 15 passes, the second-highest total in the conference and 11th most in the NCAA. In addition, senior safety Marrell Jackson tied for second in the conference and seventh nationally with three fumble recoveries.

During the final game of the 2015 season, Elimimian assumed defen-

PLAYING EXPERIENCE

▶ 2011-14: Boston College

COACHING EXPERIENCE

▶ 2016: Hawai'i Assistant (Linebackers)
▶ 2015: Boston College Graduate Assistant

sive play-calling duties against Louisiana Monroe, a season-ending 28-26 victory for UH. In that game, UH's defense allowed only 20 points, with ULM notching a late defensive TD.

An all-conference defensive back under then-head coach June Jones, Elimimian returned to UH after a one-year stint at Simon Fraser (British Columbia, Canada), where he was the defensive coordinator during the 2014 campaign.

Prior to SFU, Elimimian served as a graduate assistant at Washington State under Mike Leach in 2012, where he assisted with the defensive backs. Elimimian arrived at WSU after two seasons as a graduate assistant under his former coach at Southern Methodist (SMU).

Assisting with the defensive secondary, Elimimian aided the Mustangs to an appearance in the 2010 Armed Forces Bowl and a victory in the 2011 BBVA Compass Bowl. In the latter, SMU's defense held Pittsburgh to just 10 rushing yards and a bowl-record-low six points.

In 2010, Elimimian helped lead SMU defensive backs Chris Banjo and Richard Crawford to all-Conference USA honors.

Elimimian began his coaching career in 2009, serving as the defensive coordinator for his high school alma mater, Crenshaw High School, helping guide the Cougars to a 14-1 record, a Los Angeles City Championship and to the Open State California State Championship game.

Under his tutelage, six players earned Division I scholarships. These players included De' Anthony Thomas (Oregon), Hayes Pullard (USC), Greg Ducree (Washington), Marcus Andrews (San Diego State), Clint Floyd (Arizona State), and Noel Grigsby (San José State).

Prior to coaching, Elimimian played professionally for NFL Europe's Amsterdam Admirals in 2006 and '07. During the 2007 season, he started every game at cornerback and led the team in pass breakups. Elimimian signed as a free agent with the Chicago Bears in 2006 and the San Diego Chargers in 2005.

Elimimian played for Jones in the UH secondary from 2001-04, with the team registering a 36-17 record during his career, logging three Hawai'i Bowl appearances—recording victories in 2003 over Houston and 2004 over UAB.

The Los Angeles native ranks fourth on the UH all-time career interceptions list with 12 picks and is 18th in career tackles (189)—he remains tied for the school's single-game interception record with three against UTEP. He was a first-team all-Western Athletic Conference (WAC) pick as a senior and also appeared as a starter in the 2005 Senior Bowl.

He graduated from Hawai'i in 2004 with a degree in political science and a minor in speech. His younger brother, Solomon, also played at UH and was a member of the 2007 team that went 12-1 and played in the Sugar Bowl and is now a starting linebacker for the B.C. Lions of the Canadian Football League.



KEFENSE HYNSON

**Wide Receivers
2nd Season**

Wide receivers coach Kefense Hynson enters his second season on the University of Hawai'i coaching staff in 2017.

One of the team's top recruiters, Hynson also coached one of the team's top units. The wide receiver corps underwent a complete transformation under Hynson which resulted in a 1,000-yard receiver (Marcus Kemp) and a significant increase of explosive plays (41 catches over 20 yards).

Kemp finished the year with 1,100 yards on 73 catches and eight touchdowns to earn honorable-mention all-Mountain West honors. In the offseason, the Layton, Utah, native signed as an undrafted free agent by the Kansas City Chiefs.

ELIMIMIAN'S FILE

PERSONAL

Years at UH: 3rd season
Hometown: Los Angeles, Calif.
Alma Mater: Hawai'i (2004); Washington State (MS, 2013)

PLAYING EXPERIENCE

▶ 2006-07, Amsterdam Admirals (NFL Europe)
▶ 2001-04, Hawai'i

COACHING EXPERIENCE

▶ 2015: Hawai'i Assistant (Secondary)
▶ 2013-14: Simon Fraser (B.C.) Assistant (Defensive Coordinator)
▶ 2012: Washington State Graduate Assistant (DBs)
▶ 2010-11: Southern Methodist Graduate Assistant (Secondary)
▶ 2009: Crenshaw HS Assistant (Defensive Coordinator)

HYNSON'S FILE

PERSONAL

Years at UH: 2nd season
Hometown: Oakland, Calif.
Alma Mater: Willamette, B.A. (2003)

PLAYING EXPERIENCE

▶ 1999-2002, Willamette

COACHING EXPERIENCE

▶ 2016: Hawai'i Assistant (Wide Receivers)
▶ 2015: Norfolk State Assistant (Wide Receivers)
▶ 2012-14: Montana
▶ 2013-14: Co-Offensive Coordinator (QBs)
▶ 2012: Assistant (TEs/Special Teams)
▶ 2009-11: Yale Co-Offensive Coordinator (WRs)

Hynson accumulated collegiate experience coaching receivers, quarterbacks, running backs, tight ends and defensive backs. He has worked at the Division I FBS and FCS and Division II levels, in addition to several internships in the NFL.

He came to UH after one season at Norfolk State in the same position. With just one year under his guidance, the Spartans improved from a 113th national ranking in passing yards to 77th, putting up an additional 450 yards receiving on the year.

Prior to NSU, Hynson served three seasons at the University of Montana, including the last two years as co-offensive coordinator and quarterbacks coach. In his first season with the Grizzlies, he coached the tight ends and special teams.

In 2014, Hynson helped Montana finish 9-5 and reach the second round of the FCS playoffs. The Grizzlies finished the season ranked 11th (FCS Coaches) and 13th (Sports Network) in the two major Division I FCS polls. UM averaged 29.6 points and 226.6 passing yards per game behind quarterback Jordan Johnson, who earned honorable-mention all-Big Sky Conference honors.

The previous year, Johnson passed for 32 touchdowns and 3,387 yards, both of which ranked among the top five single-season totals in school history, ranked 14th nationally and had the highest scoring average (37.7 PPG) since 1999—during Hynson's first season as co-offensive coordinator. The Grizzlies ranked second in the always offensively-elite Big Sky in scoring that season.

With Hynson as co-offensive coordinator, UM produced a 1,000-yard receiver in consecutive seasons, including the most prolific receiver in history, Jamaal Jones, who tallied 1,044 yards receiving and eight touchdowns for second-team all-Big Sky honors in 2014. Jones followed 2013 second team all-Big Sky receiver Ellis Henderson, who registered 1,008 yards and a program third-best 14 receiving touchdowns.

Before joining the Montana staff, Hynson coached the wide receivers and was co-offensive coordinator at Yale from 2009-11. That followed a three-year stint at Division II Western Washington (2006-08), where he served as offensive coordinator for the final two seasons. Hynson's offense in his final season at Western Washington averaged 404 total yards, nearly 30 points a game and had 29 touchdown passes.

Hynson was running backs coach at Minnesota State in 2005 and director of football operations at Boise State in 2004 when the Broncos went 11-1, won the Western Athletic Conference (WAC) title and were ranked in both major polls. He has also held assistant coaching jobs at Quincy (defensive backs coach, 2004) and Willamette (assistant receivers coach, 2003) and completed NFL minority coaching fellowships with Seattle (2008), Oakland (2009), Kansas City (2010), Houston (2013) and Detroit (2014).

Hynson was selected to participate in the 2009 NCAA Football Coaches Academy and the 2011 NCAA Expert Forum.

Hynson was an honorable mention All-America defensive back at Willamette University in Oregon. He was a three-time Northwest Conference All-Star and served as team captain before graduating with his bachelor's degree in history in 2003.

An Oakland, Calif., native, Hynson and his wife, Shanina, have three children – Jade, Myles and Layla.

- ▶ 2006-08: Western Washington
- ▶▶ 2007-08: Offensive Coordinator
- ▶▶ 2006: Assistant (WRs)
- ▶ 2005: Minnesota State Assistant (Running Backs)
- ▶ 2004: Boise State Director of Football Operations
- ▶ 2004: Quincy Assistant (Defensive Backs)
- ▶ 2003: Willamette Assistant (Asst. Wide Receivers)

Naeole spent three years on former coach Norm Chow's staff, including a turbulent 2015 season in which he served as interim head coach for the final four games, finishing with a 1-3 record.

Last season, Naeole's offensive line unit posted its fewest sacks allowed (24) since the 2004 season and ranked 41st nationally. Continuity was the key as three linemen – guards Dejon Allen and John Wa'a, and tackle RJ Hollis – each started all 14 games while Leo Koloamatangi made 13 starts at both guard and center. Asotui Eli started 11 games but missed three due to injury.

Allen received second-team all-Mountain West honors and Koloamatangi signed as an undrafted free agent with the Detroit Lions. The unit helped produce a 1,000-yard rusher for the second consecutive season as Diocemy Saint Juste finished with 1,006 yards.

In 2015, during his third season with the program, Naeole was assistant head coach and offensive line coach and his teaching helped transform the unit into a hard-nosed and physical group, modeled after his style of play as an All-American and NFL guard.

Under his guidance in 2015, the UH offensive line produced its first 1,000-yard rusher since the 2010 season, as Paul Harris registered 1,132 yards and six touchdowns on the ground. In addition, the unit improved on total sacks allowed for the second consecutive year, recording the fewest in nine seasons. Senior tackle Ben Clarke earned all-MW honorable mention and was on the Lombardi Trophy watch list for the second straight year, collecting three of his four conference awards under Naeole's tutelage, and starting 50 consecutive games, in addition to consecutive seasons as a MW Scholar Athlete. Joining Clarke as all-MW honorable mention was sophomore guard Dejon Allen.

Naeole, a 1992 Kahuku High School graduate, played collegiately at Colorado where he was a consensus All-American as a senior in 1996. He was a three-year starter for the Buffs and only allowed one sack over his career. Naeole was the recipient of the John Mack Award, given to the team's Most Outstanding Offensive Player. He graduated from the university with a degree in sociology and a 3.0 grade point average.

Raised in Ka'a'awa, O'ahu, Naeole became the state of Hawai'i's then-highest draft pick, having been selected by the New Orleans Saints with the 10th overall pick in the 1997 NFL Draft. Naeole was also the highest-selected guard since 1988, and first Colorado offensive lineman selected in the first round since 1980.

He spent 12 years playing for both the Saints (1997-2001) and Jacksonville Jaguars (2002-08) before an injury ended his career in the middle of the season. He missed only one NFL game prior to the injury and started 150 of 154 career games.

Following his playing career, Naeole began coaching, spending his first three years as the defensive line coach at 'Iolani School under head coach Wendell Look. He also has participated in NFL summer internships with the Jaguars and Green Bay Packers in recent years and made guest-coaching appearances at clinics and camps throughout Hawai'i, New Orleans and Jacksonville.

Naeole earned numerous All-America honors as a senior at Kahuku. As a two-way star, he garnered first-team accolades by *Prep Football Report*, second-team from *Blue Chip Report* and honorable mention from *USA Today*. In addition to playing offensive guard, he was a defensive tackle for the Red Raiders and recorded 56 tackles, five sacks, eight passes deflected, four forced fumbles and three fumble recoveries as a senior.

From there, Naeole signed with Colorado where he was a two-time first-team all-Big 12 pick. He played on four bowl teams—including a 1993 Aloha Bowl victory over Fresno State—and was a starter on the Fiesta and Cotton Bowl-winning teams.

Naeole and his wife, Tara, have two children, Azure and Christian, and reside in Honolulu.

PLAYING EXPERIENCE

- ▶ 2002-08, Jacksonville (NFL)
- ▶ 1997-2001, New Orleans (NFL)
- ▶ 1992-96, Colorado

COACHING EXPERIENCE

- ▶ 2013-: Hawai'i
- ▶▶ 2016-: Assistant (OL)
- ▶▶ 2015: Interim Head Coach (4 Games); Assistant Head Coach (Offensive Line)
- ▶▶ 2013-14: Assistant (OL)
- ▶ 2010-12: 'Iolani School Assistant (Defensive Line)



CHRIS NAEOLE

**Offensive Line
5th Season**

NAEOLE'S FILE

PERSONAL

Years at UH: 5th season

Hometown: Ka'a'awa, O'ahu

Alma Mater: Colorado (1997)

Entering his fifth season on the Rainbow Warriors coaching staff is NFL veteran and Kahuku High School graduate Chris Naeole, who returns as offensive line coach in 2017.



CRAIG STUTZMANN

Passing Game Coordinator ▶ Quarterbacks
2nd Season

Former University of Hawai'i slot receiver Craig Stutzmann begins his second season as the team's passing game coordinator and quarterbacks coach in 2017.

In his first season on staff at his alma mater, Stutzmann mentored quarterback Dru Brown, who took over the starting spot five games in and threw for 2,488 yards and 19 touchdowns in 2016. Brown's 62.4 completion percentage ranked second among Mountain West signal callers. Quarterback Ikaika Woolsey, the team's off-and-on starter since his freshman year, went on to play professionally in Japan's X League.

Stutzmann came to UH from Emory & Henry College in Emory, Va., where he served as offensive coordinator and quarterbacks coach for two seasons. A former teammate of head coach Nick Rolovich and offensive coordinator Brian Smith, Stutzmann was a four-year letterman (1998-2001) and three-year starter. At the end of his senior year, in which he was voted team captain by his coaches and teammates, Stutzmann ranked fifth on the school's all-time receiving list (2,025 yards). He was also a two-time honorable-mention all-Western Athletic Conference selection.

As the primary play-caller for E&H's spread-and-shred offense, the Wasps averaged 32.7 points and 440.0 yards of total offense per game in 2015. Quarterback Kevin Saxton threw for 2,541 yards and 20 touchdowns with only five interceptions. In his first season at E&H in 2014, he transformed the Wasps' offense into an up-tempo threat, which averaged 36.6 points and 466 yards per game. Saxton was named the conference's Rookie of the Year and was third team all-league.

Prior to E&H, Stutzmann spent two years at Weber State in Ogden, Utah, where he coached the receivers. One of his receivers, Erik Walker, led the Wildcats with 62 catches for 658 yards and three touchdowns in 2013 and was an honorable-mention all-Big Sky Conference pick. Another receiver, Xavian Johnson, earned honorable mention in 2011.

Stutzmann spent the 2012 season at Division III Rhodes College in Memphis, Tenn., where he helped the Lynx average nearly 300 passing yards per game, which ranked 15th nationally. In 2010, he was a graduate assistant at Memphis, which followed a one-year stint as wide receivers coach at Portland State. Stutzmann's first full-time coaching position. At PSU, he took charge of implementing the pass game and oversaw the kickoff returners, including Aaron Woods who was one of the nation's leaders in all-purpose yardage.

Stutzmann also served as a graduate assistant at UH under former head coach Greg McMackin during the 2008 season and was part of the offensive coaching staff, which included Rolovich and Smith.

The Saint Louis School graduate began his coaching career at Kalaheo High School in Kailua, O'ahu, where he spent one year as a teacher and offensive coordinator before moving on to his alma mater where he coached for four years.

Following his collegiate playing career at Hawai'i, Stutzmann played one year of professional football for the B.C. Lions of the Canadian Football

STUTZMANN'S FILE

PERSONAL

Years at UH: 2nd season

Hometown: Honolulu, O'ahu

Alma Mater: Hawai'i, BA (2002); Hawai'i, MA (2014)

PLAYING EXPERIENCE

- ▶ 1998-2001, Hawai'i
- ▶ 2002, British Columbia

COACHING EXPERIENCE

- ▶ 2016-: Hawai'i Assistant (Pass. Game Coord./QBs)
- ▶ 2014-15: Emory & Henry (Offensive Coordinator)
- ▶ 2012-13: Weber State Assistant (Wide Receivers)
- ▶ 2011: Rhodes College Assistant (Wide Receivers)
- ▶ 2010: Memphis Graduate Assistant
- ▶ 2009: Portland State Assistant (Wide Receivers)
- ▶ 2008: Hawai'i Graduate Assistant
- ▶ 2004-07: Saint Louis School
 - ▶▶ 2005-07: J.V. Head Coach
 - ▶▶ 2004: Varsity Assistant
- ▶ 2003: Kalaheo High School Assistant

League. The Honolulu native has a bachelor's degree in political science from UH in 2002 and a master's degree in education from UH in 2014.

He and his wife, Briana, have one son, Baylor.



JACOB YORO

Safeties
1st Season

Jacob Yoro joins the Rainbow Warriors coaching staff in 2017, taking over the safeties position.

A native of Mililani, O'ahu, Yoro returns to the 50th state after spending the last eight years coaching collegiately in California, Oregon, and Montana, including the past two seasons as defensive backs coach at Cal Poly in San Luis Obispo, Calif. In 2016, he helped guide the Mustangs to a 7-5 record and a spot in the NCAA Division I Football Championship Subdivision Playoffs.

Prior to Cal Poly, Yoro spent five seasons at Pacific University in Forest Grove, Ore. There, he served as the defensive coordinator and linebackers coach. In 2013, Yoro's defense finished the season ranked fifth among NCAA Division III teams in sacks and 28th in tackles for loss. Pacific limited opponents to just 19.6 points per game that season.

During his final season at Pacific, he was the assistant head coach. He was also the recruiting coordinator for the Boxers for his last three seasons there. Pacific was his second stop on the collegiate level after spending his first season on the mainland as the linebackers coach at the University of Montana Western in Dillon.

Yoro began his coaching career in the high school ranks on O'ahu. He was a defensive assistant for five seasons at his alma mater, Saint Louis School, including three seasons as the defensive coordinator. During his five years there, the Crusaders advanced to the state finals three times. Yoro also enjoyed stints as a defensive assistant at Mililani High School (2002) and Waipahu High School (2008).

Yoro played his collegiate football at the University of Montana. He was a member of Grizzly teams that advanced to the FCS playoffs in 1998 and '99, before an injury derailed his career.

Locally, Yoro was an all-state linebacker at Saint Louis School, where he played under legendary high school coach and former UH assistant Cal Lee. Yoro graduated with a bachelor's degree in history with a political science minor from UH in 2008.



BUBBA REYNOLDS

Strength & Conditioning Coordinator
2nd Season

Joseph "Bubba" Reynolds joined the University of Hawai'i strength and conditioning staff in January 2016 as the primary strength coach on head coach Nick Rolovich's UH football coaching staff.

Reynolds came to Mānoa from the University of Nevada, where he spent three years on the strength staff, most recently serving one year as the associate director of strength and conditioning, assisting strength director Matt Eck in the design, implementation, execution and assessment of the

YORO'S FILE

PERSONAL

Years at UH: 1st season

Hometown: Mililani, O'ahu.

Alma Mater: Hawai'i, B.A. (2008)

PLAYING EXPERIENCE

- ▶ 1998-2001, Montana

COACHING EXPERIENCE

- ▶ 2017: Hawai'i Assistant (Safeties)
- ▶ 2015-16: Cal Poly Assistant (Defensive Backs)
- ▶ 2014: Pacific University (Ore.), Assistant Head Coach
- ▶ 2010-14: Pacific University (Ore.) Defensive Coordinator (LBs)
- ▶ 2009: Montana Western Assistant (Linebackers)
- ▶ 2008: Waipahu High School, Assistant (Linebackers)
- ▶ 2003-07: Saint Louis School Defensive Coordinator (LBs)
- ▶ 2002: Mililani High School, Assistant (Linebackers)

Wolf Pack football team's training program. He was also the primary coach for the women's basketball, softball and 2016 Mountain West Champion swim and dive teams.

While completing his master's degree, he joined Nevada's Learfield Sports unit, Wolf Pack Sports Properties, as an intern, working with marketing and sponsorships.

Prior to his full-time position at Nevada, Reynolds spent two seasons as a graduate assistant strength and conditioning coach, also with the Wolf Pack, where he cut his teeth working with the Nevada football team while also developing and executing training programs for the softball, swimming and diving, golf and cheer programs.

Before Reno, Reynolds began coaching at the NCAA Division I level as a strength and conditioning intern at Notre Dame, working directly with diving, cross country and men's rugby, while also assisting in the implementation of programs for 25 olympic-lifting teams.

Reynolds got his coaching start in strength and conditioning at his alma mater, Humboldt State, as a student assistant strength coach, aiding in the training programs of the football team, as well as softball and men's and women's basketball, also preparing youth strength and conditioning summer programs. During his time in Arcata, he completed field experience at HSU's Human Performance Lab.

He has received certifications for CsCCa-SCCC-Strength and Conditioning Coach, PN- Level 1 Precision Nutrition, FMS- Level 1 Functional Movement Systems and NSCA-CSCS - Strength and Conditioning.

Reynolds was a standout linebacker at Humboldt State, earning second-team all-Great Northwest Athletic Conference (GNAC) honors as a senior team captain, a season in which he set a conference single-game record with 25 tackles against Dixie State. He also played rugby while at HSU. He began his playing career at Orange Coast College.

A native of Huntington Beach, Calif., Reynolds earned his bachelor's degree in kinesiology with a minor in recreation from Humboldt State in 2011, going on to receive a master's in educational leadership from Nevada in 2015.



JIMMY MORIMOTO

Director of Football Operations
1st Season

Jimmy Morimoto begins his first season as the football program's director of operations.

Morimoto, a Maui-born and Baldwin High graduate, spent the past two seasons as director of player personnel at Fresno State, where he monitored the program's recruiting operations. Prior to that, he spent nine years at UNLV, including six as director of player personnel.

Morimoto coached at Baldwin High School in Wailuku, Maui, for 15 seasons, the last two as head coach where he compiled a 21-2-1 record in 2005 and '06 and led the Bears to a pair of Maui Interscholastic League titles. He then moved on to UNLV, where he began his collegiate career as an assistant video coordinator in 2007 and assistant recruiting coordinator for two seasons.

Morimoto earned his bachelor's degree from the University of Phoenix in 2002, his teaching certificate from Chaminade in 2004 and master's degree from Walden University in 2007. He and his wife Tammie, have four children, Alyssa, Jimmy Jr., Karissa, and Jaden, and three grandchildren.



JASON CVERCKO

Director of Recruiting & Retention
2nd Season

Jason Cvercko enters his second season in 2017 as the football program's director of recruiting and retention.

Cvercko came to UH after one season as the coordinator of recruiting operations at the University of Nevada, where he worked alongside Nick Rolovich, assisting a program that won the inaugural Arizona Bowl in 2015.

Prior to working on Brian Polian's staff at Nevada, Cvercko served as the director of football operations at Stony Brook University three years. With his assistance, the Seawolves' staff was able to sign Will Tye as a transfer, who went on to become the starting tight end for the New York Giants.

With the Seawolves, Cvercko also played a key role on the 2012 Big South Championship team that gave the program only its second Division I Football Championship appearance. The West Hartford, Conn., native also assisted the program in its move to the Colonial Athletic Association (CAA).

At both Stony Brook and Nevada, Cvercko served as the program's pro liaison.

Cvercko previously worked at the University of Massachusetts in 2011 as a recruiting and operations assistant where he assisted with the Minutemen's jump to the Football Bowl Subdivision (FBS).

As an undergraduate, Cvercko served as a recruiting intern at the University of Connecticut beginning in 2009, before graduating with his bachelor's degree in physical education in 2011. He was a member of Randy Edsall's staff when the Huskies made its first BCS bowl appearance in the Fiesta Bowl in 2011.



OLI VEA

Video Coordinator
2nd Season

Oli Vea enters her eighth season with the Rainbow Warriors and second as the team's video coordinator in 2017.

Vea's work with the program began as a student manager under head coach Greg McMackin in 2010 when UH advanced to the Hawai'i Bowl against the Tulsa Golden Hurricane.

After serving as a team manager for two seasons, she became a graduate assistant on Norm Chow's staff, a move which allowed her to work closely with her passion of film. In 2015, she was promoted to video specialist, where she produced highlight videos and managed practices and game-day productions.


Vea is a 2007 graduate of Kaimuki High School on O'ahu, where as a junior she first got involved in athletics. Aside from working at UH athletics, Vea has also served as an intern with the hit TV show "Hawaii Five-0", assisting with production.

Vea graduated from UH in 2011 with a bachelor's degree in creative media, and is currently pursuing her master's degree in Pacific Island Studies.

ADDITIONAL SUPPORT STAFF



BRODIE NAKAMA
Intern



MYLES GOTA
Football
Administration



GAVIN SHIGESATO
Student
Assistant



ERIC OKASAKI
Head Athletic Trainer



BRIAN WONG
Assistant Athletic Trainer



AL GINOZA
Equipment
Manager



JOHN ESTES

**Graduate Assistant
2nd Season**

Former Rainbow Warriors center John Estes begins his second season as a graduate assistant. He assists coaching the offensive line.

During his time in Mānoa, Estes set an NCAA record for most consecutive games started at 54 from 2006-09 and was a three-time first-team all-Western Athletic Conference pick, becoming just the sixth player in program history to do so. As a senior, Estes was named to the watch lists of the Rimington, Outland and Lombardi awards and was rated among the Top 5 centers by several NFL Draft-ranking services.

As a sophomore in 2007, Estes helped the Warriors rank No. 1 nationally in scoring (43.4), second in passing (439.5), and third in total offense (512.1) as UH went undefeated during the regular season and earned a trip to the Allstate Sugar Bowl. During his junior year, he helped the Warriors reach their third consecutive bowl game – Sheraton Hawai'i Bowl – and in his senior season, Estes and the Warriors were coached by then-offensive play caller Rolovich who was part of former head coach Greg McMackin's staff.

Estes signed as an undrafted free agent in 2010 with the Jacksonville Jaguars. He spent his rookie season on the injured list after suffering a knee injury in preseason. He served as a backup center in the 2011 season, however was placed back on the injured list in 2012. In 2015, he signed as a free agent to the Calgary Stampeders of the Canadian Football League. He played in five regular-season games as well as the Western Final game against provincial rivals, the Edmonton Eskimos.

A native of Stockton, Calif., Estes earned his bachelor's degree in communications from UH in 2009.



MAKANA GARRIGAN

**Graduate Assistant
2nd Season**

Makana Garrigan enters his second season as a graduate assistant with the Rainbow Warrior football program. Coaching on the defensive side of the ball, he assists

with the linebackers.

Garrigan came to UH from the University of Nevada where he coached, opposite of Rolovich, on the defensive end as a graduate assistant. He assisted with defensive backs and linebackers, assisted with the breakdown of opponent film, created playbooks and was responsible for recruiting in the surrounding areas of California, Oregon, and Washington, as well as junior colleges.

Prior to becoming a graduate assistant, Garrigan served as a student assistant at Nevada from 2012-15. He assisted with drills, ran scout units, assisted in the breakdown of opponent film, helped prepare for meetings and practice plans, served as a signal caller during games and helped in all areas of recruiting. Garrigan was also a part of the staff that took the Wolf Pack to the 2015 Arizona Bowl, the 2014 New Orleans Bowl, and the 2012 Gildan New Mexico Bowl.

Garrigan began his coaching career as a summer coach for Casa Grande High School from 2012-14 where he instructed positional drills for wide receivers and defensive backs. He also assisted with defensive backs and wide receivers in the 2014 Tri-County All-Star Game in the Northern Bay Area where he implemented 0-, 1-, 2-, and 3-coverage shells.

A native of Petaluma, Calif., Garrigan graduated in 2011 from Casa Grande High School where he was a four-year letterwinner. Garrigan caught 53 passes for 776 yards and 11 touchdowns. He set the school records for tackles (307) and interceptions (17), recording 11 in one season. He also earned co-Conference Player of the Year in 2011.

Garrigan was originally recruited to play for Nevada in 2011 but suffered from an ongoing injury and was medically disqualified before the start of his freshman season. Eager to still be around the game, he rejoined the program as a student assistant coach.



MARC MOODY

**Graduate Assistant
2nd Season**

Marc Moody begins his second season as a graduate assistant for the Rainbow Warrior football program. He assists with coaching the defensive line.

Moody comes to UH after five seasons as a member of the Pacific University football staff, most recently as the defensive coordinator and linebackers coach. He was responsible for calling plays on the sidelines as well as in the box, creating defensive playbooks and weekly game plans. He was also in charge of recruiting in the Hawai'i and Southern California regions.


Moody joined the Pacific staff as a defensive assistant and assistant linebackers coach in 2012 and was the defensive ends coach from June 2012 to July 2013 while earning his bachelor's degree. In July 2013, Moody was named the defensive line coach, JV defensive coordinator, and equipment manager for the Boxers. That season, he helped the Boxers' defense lead the Northwest Conference in sacks (35) and rank fifth nationally with 3.5 sacks per game.

Moody coached three all-conference players in 2013 – second-team defensive end Sean Bangs, second-team defensive tackle Devin Lagorio, and honorable mention defensive end Alex Willeford. The following year, he helped the defense rank second in the NWC in sacks (25) and coached two all-conference players – first-team defensive end Jeff Bajema and second-team defensive tackle Eddie Carrillo.

A 2007 graduate of Saint Louis School in Honolulu, Moody played his freshman season at Mississippi Valley State where he was an all-Southwestern Athletic Conference second-team pick and was the runner-up for the conference's Freshman of the Year award.

Moody spent the 2008 season as a redshirt at Hawai'i before transferring to Saddleback Junior College for the 2009 season. He finished that season with 83 yards receiving and two touchdowns and recorded 14 tackles at linebacker, including eight solo tackles. Following the 2009 season, Moody transferred to Pacific to play out the remainder of his collegiate career. In 2010, he started three games at linebacker before his season ended early due to injury. In 2011, he saw action in seven games and recorded nine solo tackles and seven assisted tackles.

A native of 'Ewa Beach, O'ahu, Moody received his bachelor's degree in philosophy from Pacific in 2012. He and his wife, Ashley, have one daughter, Mia Lei.



MIKAHAEL WATERS

**Graduate Assistant
2nd Season**

Mikahael Waters joined the Rainbow Warriors football staff in 2016. Working on the offensive side of the ball, he assists with coaching the wide receivers.

Waters comes to UH after two seasons at the University of Nevada as a student assistant where he worked on offense with Rolovich, and opposite of fellow graduate assistant Makana Garrigan. Waters assisted the Wolf Pack quarterbacks, ran drills and scout units, helped prepare practice plans, was a game-day signal caller, and assisted in all areas of recruiting.

Waters got his start with the Wolf Pack in 2013 as a student manager. He was also part of the staff that took Nevada to the 2014 New Orleans Bowl and the 2015 Arizona Bowl in which the Wolf Pack defeated Colorado State.

Born in Cape Town, South Africa, Waters moved to the U.S. when he was four years old. He earned his bachelor's degree in business administration from Nevada in May 2015.



UNDER ARMOUR®


THIS IS YOUR ARMOUR.®



UNDER ARMOUR® IS PROUD TO OUTFIT UNIVERSITY OF HAWAII FOOTBALL WITH
THE WORLD'S MOST INNOVATIVE FOOTWEAR, APPAREL AND ACCESSORIES.



UA.COM



FRANK ABREU

Wide Receiver
6-0 » 200 » Senior
Honolulu, O'ahu » Notre Dame College

2016 (Junior): Appeared in 13 games on special teams...did not record any statistics.

2015 (Sophomore): Member of the scout team...did not see action in any games.

Prior To UH: Played one season at Notre Dame College in South Euclid, Ohio...saw action in one game at wide receiver.

Prep: A 2013 graduate of Saint Louis School in Honolulu, O'ahu...earned two varsity letters in football...caught three touchdown passes against nationally-ranked Bishop Gorman High School his senior year...also earned three letters in track and field, two in soccer and one letter in baseball...named as an honors student-athlete.

Personal: Born in Honolulu, O'ahu...majoring in economics...has one older sister...father, Frank-Sean Abreu, played football for Hawai'i...parents are Frank-Sean and Dorothy Abreu of Honolulu, O'ahu.



SAMIUELA AKOTEU

Defensive Line
6-2 » 320 » Sophomore
Inglewood, Calif. » Junipero Serra HS

2016 (Freshman): Appeared in 13 games along the defensive line with one start...recorded 17 total tackles (10 solo), including 1.5 for loss...recorded

a sack in the season-opener versus California in Australia (Aug. 27)...posted a season-high eight tackles in an overtime win at Air Force (Oct. 22)...made his first career start at San Diego State (Nov. 5) and finished with one solo tackle.

2015: Redshirted...suffered season-ending ankle injury during fall camp.

Prep: A 2014 graduate of Junipero Serra High School in California...played three years as an offensive and defensive lineman...helped JSHS accumulate 5,988 total yards and 65 touchdowns in his senior season, opening holes for a running game that featured two 1,000-yard rushers and a passing game that recorded over 2,600 yards...his team recorded an unbeaten regular season, captured the Mission League title and made its second-straight CIF Southern Section Western Division final, averaging 40.1 points per game...started on both sides of the ball, registering 61 tackles as a defensive tackle, including 11 for losses...named first-team MaxPreps California Division II all-state selection, as well as a first-team all-Mission League selection and first-team all-CIF Northwest Division on offense...also garnered *Daily Breeze* all-area, Southern Section all-Western Division and *Wave Newspaper* all-West Region accolades...in his sophomore season, JSHS won the Division II state championship.

Personal: Born in Inglewood, Calif...nickname is "Big Sam"...major is family resources...has two younger sisters, Antoinette and Tolofi, and one younger brother, Paul...has a daughter, Maleana Sitima Titilia Halalilo...high school teammate of current UH linebacker Malachi Mageo...parents are Samiuela and Otusia Akoteu of Inglewood, Calif.

CAREER STATISTICS

DEFENSE	G	UA	A	TOTAL	TFL	SACKS	PD	FF	FR	INT
2016	13	10	7	17	1.5	1.0	0	0	0	0



DEJON ALLEN

Offensive Line
6-3 » 290 » Senior
Compton, Calif. » Dominguez HS

2016 (Junior): Named to the all-Mountain West second team...started all 14 games at left tackle after making an offseason switch from guard...

graded out 90 percent or above in all 14 games...did not give up a single sack all season during drop-back pass plays.


2015 (Sophomore): Appeared in all 13 games as an interior lineman...started 12 games at right guard and one at left guard...tied for the team lead with a season grade of 89 percent...topped UH with 52 knockdowns, allowing only one sack all season...named all-Mountain West honorable mention.

2014 (Freshman): Appeared in 12 games on the offensive line...started the final 11 games at right guard...graded out at 78 percent for the season...did not allow a sack...season-best 89 percent against Rice (Oct. 4).

Prep: A 2012 graduate of Dominguez High School in Compton, Calif...played on both sides of the line at offensive guard and defensive tackle...rated the 36th-best offensive guard nationally by Rivals...selected 49th-best offensive guard by Scout...picked as the 40th-best offensive guard and No. 86 prospect in the state of California by 247Sports...rated as one of the Top 50 prospects in the south Los Angeles County for the class of 2012 by ESPN...selected honorable mention *Press-Telegram* Football Dream Team...named to Cal-Hi Sports Preseason all-South Bay/Long Beach first team...named a Top 25 guard/center nationally by MaxPreps...as a junior, named all-San Gabriel Valley League first team...logged 40 tackles and six sacks that season in helping lead team to a league title...also lettered in wrestling, track and field, and baseball.

Personal: Born in Los Angeles, Calif...majoring in sociology...has two brothers and one younger sister...mother is Latasha Williams of Compton, Calif.

Class of 2017 DEJON ALLEN





AMMON BARKER

Wide Receiver
6-4 » 225 » Senior
Salt Lake City, Utah » Alta HS



2016 (Junior): Appeared in all 14 games as a wide receiver and on special teams...made seven starts at 'X' receiver...recorded 15 receptions for 191

yards...averaged 14.1 yards per catch...had four catches of 20 yards or longer...scored his first career touchdown on a season-long 39-yard reception in a win at San José State (Oct. 8)...recorded a career-high three receptions twice, in wins over Nevada (Oct. 1) and at Air Force (Oct. 22)...logged a season-best 48 yards against Nevada...hauled in a 21-yard reception on a fake punt in UH's Hawai'i Bowl win over Middle Tennessee (Dec. 24)...also played in kick coverage, logging four tackles on special teams, including two at Arizona (Sept. 17).

2015 (Sophomore): Appeared in nine games as a reserve wide receiver and on special teams...recovered a squib kick versus San José State (Nov. 21).

2014 (Freshman): Appeared in all 13 games...started the final three games at "Z" receiver...finished the season with 10 catches for 162 yards (16.2 avg.)...season-highs of two catches each against Northern Iowa (Sept. 13) and Colorado State (Nov. 8)...season-long 41-yard reception against CSU...caught a pass in eight of 13 games.

2013: Redshirted.

Prep: A 2013 graduate of Alta High School in Sandy, Utah...rated the No. 8 recruit out of the state of Utah by Rivals, No. 12 by 247Sports, and No. 16 by ESPN...also rated No. 187 wide receiver nationally by ESPN...named to American Family Insurance All-Utah Football Team...earned *Salt Lake Tribune* and *Deseret News* 5-A all-state first team as a senior and Region III outstanding receiver and first team...posted 61 receptions for 1,201 yards and 13 touchdowns...ranked fifth in the state and second in 5A in touchdowns and fifth in the state and first in 5A in receiving yards...posted seven 100-yard receiving games, including season-best 196 yards on six catches and two touchdowns against Olympus...had 172 yards on five catches and two scores against Cottonwood...season-high nine receptions for 125 yards and two TDs in season-opener against Timpview...posted four multi-touchdown games as a senior and six over his career...named the team's Most Valuable Player as a senior...recorded 27 receptions for 335 yards and six TDs as a junior, and 23 catches for 462 yards and six TDs as a sophomore...named first team all-Region III in 2011 and second team all-Region IV in 2010...for his career, totaled 111 career receptions for 1,998 yards and 25 touchdowns...three-year starter on the varsity team.

Personal: Born in Sandy, Utah...majoring in political science...has four brothers and two sisters...parents are Bart and Patti Barker of Sandy, Utah.

CAREER STATISTICS

RECEIVING	GP	Rec	Yards	TD	Lg	R/G	Y/R	Y/G
2014	13	10	162	0	41	0.8	16.2	12.5
2015	9	0	0	0	0	0.0	0.0	0.0
2016	14	15	211	1	39	1.1	14.1	15.1
TOTAL	36	25	373	1	41	0.7	14.9	10.4



ISAIAH BERNARD

Wide Receiver
6-1 » 190 » Senior
Santa Clarita, Calif. » Glendale CC



2016: Redshirted

2015 (Junior): Appeared in 12 games, starting six contests at wide receiver...missed only game of the season vs. Louisiana Monroe (Nov. 28) due to injury...ranked fifth on the team with 21 receptions for 219 yards...made his first career NCAA start at New Mexico (Oct. 17), recording a season-high 62 yards on three catches...recorded his first career touchdown in the season-opening win over Colorado (Sept. 3), his only touchdown of the season...also recorded 58 yards off two catches versus San Diego State (Oct. 10), including a season-long 52-yarder down the right sideline to the SDSU 4-yard line, setting up a UH rushing score...made a season-high four receptions at UNLV (Nov. 7) for 29 yards...named to the academic all-MW team.

Prior To UH: Played two seasons of football at Glendale Community College...led the team in receiving as a freshman, hauling in 47 catches for 687 yards with eight touchdowns...as a sophomore, made 21 catches for 280 yards and three touchdowns...finished in a tie for ninth in the GCC records for single-season receiving scores and seventh in single-season receiving yards...earned second-team all-American Conference Pacific Division honors...also ran one season of track at GCC.

Prep: A 2013 graduate of Chaminade College Preparatory School in Canoga Park, Calif., aiding CCP to the Mission League Championship and an appearance in the CIF Southern Section Western Division II championship game...as a senior, had 19 receptions for 310 yards and two touchdowns...logged 24 catches for 308 yards as a junior...also ran track at CCP...was a member of the 4x400-meter relay that won the 2013 CIF State Track and Field Championships.

Personal: Born in San Fernando, Calif...nickname is "Zay"...majoring in sociology...has one sister and one brother...parents are Clifford and Sheila Bernard of Santa Clarita, Calif.

CAREER STATISTICS

RECEIVING	GP	Rec	Yards	TD	Lg	R/G	Y/R	Y/G
2015	12	21	219	1	52	1.8	10.4	18.3



Class of 2017
AMMON BARKER



NOAH BORDEN

Long Snapper
6-1 » 215 » Junior
Pearl City, O'ahu » Kamehameha Schools-Kapālama

2016 (Sophomore): Started all 14 games as long snapper...made seven total tackles (4 solo, 3 assist-ed) on the punt team...selected academic all-MW.

2015 (Freshman): Started 10 games as long snapper after an injury pushed him into action...made four total tackles (3 solo, 1 assisted) on the punt unit in four contests...selected academic all-MW.

Prior To UH: Served a two-year church mission in Las Vegas, Nev.

Prep: A 2012 graduate of Kamehameha Schools-Kapālama on O'ahu...played three seasons of varsity football...was a member of Warriors squad which won 2009 ILH and HHSAA state championships...earned all-ILH honorable mention as a senior...also played two seasons of basketball at Kamehameha...garnered first-team all-ILH honors in basketball as a junior and second-team honors as a senior.

Personal: Born in Honolulu, O'ahu...major is kinesiology...has a wife, Shayna...has three sisters and two brothers...older brother Kawika was a member of the UH football team for three seasons...his younger brother, Kamuela, was a member of the 2015 UH signing class...parents are Russell and Deborah Borden of Pearl City, O'ahu.



AUSTIN BORENGASSER


Defensive Back
6-2 » 205 » Sophomore
Honolulu, O'ahu » Kamehameha Schools-Kapālama

2016 (Freshman): Member of the scout team...did not appear in any games.

2015: Redshirted.

Prep: A 2015 graduate of Kamehameha Schools-Kapālama on O'ahu...played two seasons of football as a strong safety under former NFL All-Pro tight end Doug Cosbie...as a senior, registered 59 tackles with three sacks, three interceptions and 15 pass breakups...during his junior season, tallied 62 tackles with a sack, an interception and six pass breakups...invited to the H.U.B. Foundation Goodwill Senior Bowl...earned honorable mention all-league honors...also competed in track and field for Kamehameha...an honor roll student.

Personal: Born in Kailua, O'ahu...a finance major...has three younger brothers and one younger sister...parents are Billy and Tanya Borengasser of Kailua, O'ahu.



MAX BROMAN

Linebacker
6-1 » 220 » Senior
Draper, Utah » Alta HS

2016 (Junior): Appeared in 12 games on special teams...made his first career tackle and lone tackle of the year in the season-opener versus California in Australia (Aug. 27).

2015 (Sophomore): Appeared in one game on special teams against San José State (Nov. 21).

2014: Did not play football.

2013: Redshirted.

Prep: A 2013 graduate of Alta High School in Sandy, Utah...earned three varsity letters in football while starting at running back and linebacker...as a senior, carried the ball 73 times for 423 yards and two touchdowns, while averaging 5.8 yards per carry...on defense, tallied 55 tackles, 2.5 sacks and 13 quarterback hurries...also returned a fumble for a touchdown...named Great American Rivalry Series MVP after team's win over Bingham...eventually helped team advance to the 5A state quarterfinals...high school teammate of fellow Rainbow Warrior Ammon Barker...also a three-year letterwinner in track, competing in the 4x400 relay and the high jump.

Personal: Born in Draper, Utah...nickname is "Keeble"...a psychology major...has three younger brothers and one younger sister...parents are Ted and Steph Broman of Draper, Utah.

CAREER STATISTICS

DEFENSE	G	UA	A	TOTAL	TFL	SACKS	PD	FF	FR	INT
2015	1	0	0	0	0.0	0.0	0	0	0	0
2016	12	1	0	1	0.0	0	0	0	0	0
Totals	13	1	0	1	0.0	0	0	0	0	0



DRUE BROWN

Quarterback
6-0 » 200 » Junior
San Mateo, Calif. » College of San Mateo

2016 (Sophomore): Appeared in 13 games...played in relief in three of the first four games before starting the final 10 games at quarterback...completed 209-of-335 passes for a 62-percent completion rate and 2,488 yards...recorded 19 passing touchdowns versus seven interceptions...averaged 191.4 passing yards per game during all games and 228.3 yards in his 10 starts...posted two 300-yard passing games...accrued multiple touchdown passes in six contests, including season-high five touchdowns on 311 yards in the regular-season finale against Massachusetts (Nov. 26)...notched a season-best 312 yards at Air Force (Oct. 22)...tossed three touchdowns versus the Falcons, including consecutive touchdowns to Marcus Kemp after regulation to lift UH to the double-overtime road upset...made his first career start at home in a win over Nevada (Oct. 1) in the conference opener...recorded his first career passing touchdown against Nevada and threw for two scores against the Wolf Pack to help UH snap a nine-game conference losing streak...threw two touchdowns and ran for another in a road win at San José State the very next week (Oct. 8)...became the first UH quarterback since 1997 to win his first two starts...tossed his two longest passes of the season in the final two regular-season contests, finding Makoa Camanse-Stevens for 53 yards at Fresno State (Nov. 19), then hitting Keelan Ewaliko for 56 yards and the game-winning score versus UMass...threw for 274 yards and accounted for five UH touchdowns – four through the air and one on the ground – in UH's Hawai'i Bowl win over Middle Tennessee (Dec. 24)...the five touchdowns tied a bowl record...was named the bowl's Most Outstanding Player...also finished the



season as the team's fourth-leading rusher....carried the ball 88 times for 306 yards and four touchdowns...his four rushing touchdowns were the most by a quarterback since 2011...ran for his first score at Arizona (Sept. 17)...broke free for a season-long 62-yard score on a fourth-down play at San José State (Oct. 8)...recorded a season-high 61 yards rushing against Boise State (Nov. 12) on 11 carries...selected academic all-MW.

Prior To UH: Played one season at College of San Mateo in California...in 11 games as a freshman, completed 104-of-194 pass attempts (53.6 percent) for 1,879 yards and 21 touchdowns in a triple-option offense...also rushed for 188 yards and six touchdowns...accounted for five touchdowns in an early-season win over 2013 state champion Butte...threw for 425 yards and seven touchdowns in season-finale versus Chabot...named team MVP.

Prep: A 2015 graduate of Los Gatos High School in California...earned two varsity letters in football...as a senior, completed 67 percent of his passes for 2,301 yards and 22 touchdowns in 13 games played...also rushed for five touchdowns on the ground...earned league co-MVP honors...as a junior, played behind Nick Bawden, who went on to San Diego State...appeared in eight games, completing 73 percent of his passes (19-of-26) for 287 yards, five touchdowns and no interceptions...part of a team that claimed the 2013 Central Coast Section (CCS) championship.

Personal: Born in Palo Alto, Calif...majoring in communication...has two older sisters...parents are Dave and Terri Brown of Monte Sereno, Calif.

CAREER STATISTICS

PASSING	G	Cmp	Att	Int	Yds	TD	Lg	Pct	Y/A	Y/G	Effc
2016	13	209	335	7	2488	19	56	.620	7.4	191.4	139.3

RUSHING	G	Att	Yds	TD	Lg	Y/C	Y/G
2016	13	88	306	4	62	3.5	23.5



COLE BROWNOLTZ


Quarterback
6-4 » 210 » **Sophomore**
Carmichael, Calif. » **Sierra College**

2016: Redshirted.

Prior To UH: Played one season at Sierra College in Rocklin, Calif...appeared in 10 games as a freshman, starting four...completed 116-of-186 passes (63 percent) for 1,385 yards and 12 touchdowns...also rushed for one score...enjoyed best game versus Sacramento City, completing 20-of-23 passes for 218 yards and three touchdowns in a blowout win...part of squad that captured the State Center Bowl.

Prep: A 2015 graduate of Jesuit High School in California...as a senior, completed 60 percent of his passes for 2,558 yards and 25 touchdowns...named first team all-league and second team all-metro by the *Sacramento Bee*...a team captain...invited to the 2014 Elite 11 Regional Showcase...ranked 12th overall quarterback at the NFL combine and ranked 32nd overall out of over 1,300 athletes in the 2014 SPARQ Combine in Oakland...also earned Outstanding Quarterback honors at the FBU camp and invited to Football University's Top Gun Showcase for three straight years...an honor roll student.

Personal: Born in Sacramento, Calif...a history major...father played center at Georgia...uncles Billy and Joe Volek also played collegiately, with Billy eventually enjoying a 12-year NFL career at quarterback...another uncle, Billy Brownholtz, was an MLB draft pick of the Texas Rangers...grandfather John Volek is a Hall of Fame junior college football coach and athletics director...has two younger brothers...parents are Scott and Heather Brownholtz of Carmichael, Calif.




COLE CARTER

Defensive Line
6-4 » 265 » **Freshman**
Ashburn, Va. » **Fork Union Military Academy**

2016: Redshirted...earned the Coach Hank Vasconcellos Defensive Scout Team award.

Prep: A 2015 graduate of Stone Bridge High School in Ashburn, Va...earned four varsity letters in football and was a two-year starter on the defensive line...named the team's Defensive Lineman of the Year as a senior...team won the conference in each of his four years played...team was regional champs his freshman and sophomore years...also earned three letters in wrestling and two letters as a thrower on the track and field squad...following Stone Bridge, spent a semester playing football at Fork Union Military Academy in Virginia.

Personal: Born in Chino Hills, Calif...major is undecided...has one older sister...has lived in California, Thailand, Arizona and Virginia...father played football for Texas State, lining up at nose guard...parents are Michael and Sharon Carter of Kapolei, O'ahu.



ZENO CHOI

Defensive Line
6-3 » 260 » **Junior**
Honolulu, O'ahu » **Kaiser HS**

2016 (Sophomore): Played in 13 games along the defensive line...started the first two games of the season at tackle versus California (Aug. 27) and at Michigan (Sept. 3)...registered 18 total tackles (12 solo, 6 assisted), including two for loss...tallied a career-best five tackles, including one for a loss, in UH's double-overtime win at Air Force (Oct. 22)...re-corded other tackle-for-loss versus UT Martin (Sept. 10)...missed only game of the season versus Middle Tennessee in the Hawai'i Bowl (Dec. 24)...selected academic all-MW.

2015 (Freshman): Began the season on the scout team and worked his way into the defensive line rotation, appearing in five games...played his first collegiate game at Nevada (Oct. 24), recording a tackle...posted four total tackles...logged a tackle in four of five games he appeared in.

Prep: A 2015 graduate of Kaiser High School on O'ahu...a four-year varsity letterman...aided KHS to 2013 OIA White Division and Division II state championships...as a senior, collected 27 tackles, including seven for losses, with eight sacks, seven hurries and three fumble recoveries...during his junior season, logged 25 tackles with three for losses, seven sacks, two fumble recoveries and four hurries...all-Hawai'i honorable mention by ScoringLive...earned all-OIA White honorable mention in 2012 and '13...earned academic honors those seasons also.

Personal: Born in Honolulu, O'ahu...majoring in natural resources and environment management...has one younger brother...father is Joo Hee Choi of Honolulu, O'ahu.

CAREER STATISTICS

DEFENSE	G	UA	A	TOTAL	TFL	SACKS	PD	FF	FR	INT
2015	5	3	1	4	1.0	0.0	0	0	0	0
2016	13	12	6	18	2.0	0.0	0	0	0	0
Totals	18	15	7	22	3.0	0.0	0	0	0	0



KAIWI CHUNG

Tight End

5-11 » 240 » Junior

Honolulu, O'ahu » Kamehameha Schools-Kapālama



2016 (Sophomore): Appeared in nine games largely on special teams...also saw time at H-back, making two starts at Michigan (Sept. 3) and at Arizona (Sept. 9)...scored a one-yard touchdown on his first career carry and lone rushing attempt of the season in UH's conference-opening win over Nevada (Oct. 1)...missed the final four games of the season due to injury.

2015 (Freshman): Appeared in two games on special teams...did not record any statistics.

2014: Redshirted.

Prep: A 2014 graduate of Kamehameha Schools-Kapālama in Honolulu, O'ahu...a three-year starter for the Warriors...a 2013 first-team all-state selection...also a two-time first-team all-ILH pick...named team's Offensive Player of the Year as a senior...also served as a team captain...paved the way for an offense that led the state in rushing yards per game in 2013...selected to the ILH Legends List...also selected to participate in USA Football Development in Austin, Texas, during the summer of 2013...competed in the H.U.B. Foundation Goodwill Senior Bowl, while serving as a team captain...was named a Brian Derby Camp Top 10 Lineman.

Personal: Born in Honolulu, O'ahu...given first name is Dane...major is family resources...has three brothers and three sisters...related to NFL standout linemen Olin Kreutz (Chicago Bears) and Dominic Raiola (Detroit Lions)...parents are Dean Chung of Honolulu, O'ahu, and Pohai Moku of Kane'ohe, O'ahu.

CAREER STATISTICS

RUSHING	G	Att	Yds	TD	Lg	Y/C	Y/G
2016	9	1	1	1	1	1.0	0.1



DYLAN COLLIE

Wide Receiver

5-10 » 175 » Junior

El Dorado Hills, Calif. » Brigham Young



2016 (Sophomore): Appeared in all 14 games as a slot receiver, including one start...third on the team in receptions (33) and receiving yards (322)...registered four touchdowns...averaged 9.8 yards

per catch...recorded multiple receptions in nine games, including five contests with at least four receptions...scored first touchdown of the season on a 24-yard reception in UH's win at San José State (Oct. 8)...lone start of the season came in the regular-season finale against Massachusetts (Nov. 26)...tallied a season-best 83 yards and two touchdowns in that game...also carried the ball once on a jet sweep for nine yards and returned a kick for 13 yards against the Minutemen...also scored in UH's Hawai'i Bowl win over Middle Tennessee (Dec. 24).

2015 (Freshman): Appeared in all 13 games of his freshman campaign, starting nine at slot receiver...ranked third on the team in both receptions (29) and yards (342)...averaged 11.8 yards per catch...recorded his first career receiving touchdown at New Mexico (Oct. 17)...totaled 113 yards versus the Lobos for his first career century game, while also setting a season-high with seven catches...also recorded seven receptions in the following game at Nevada (Oct. 24), tallying 53 yards...fielded punt returns against Fresno State (Nov. 14) and Louisiana Monroe (Nov. 28).

Prior To UH: Redshirted at Brigham Young (BYU) in 2012...served a two-year church mission in Richmond, Va.

Prep: A 2012 graduate of Oak Ridge High School in El Dorado Hills, Calif...earned first-team all-Delta River League and all-Metro honors in 2011...as a senior, caught 47 passes for 660 yards and eight touchdowns...also rushed 42 times for 179 yards and three touchdowns...caught nine passes for 164 yards and three touchdowns in roughly just one half of work in one game during senior year...also played quarterback part of senior year due to injuries and passed for 345 yards and five touchdowns...had at least 100 receiving yards and two touchdowns in each of his playoff games...during his junior season, caught 43 passes for 548 yards and eight touchdowns while playing both receiver and safety.

Personal: Born in El Dorado Hills, Calif...nickname is "DC"...a communication major...older brothers, Austin and Zac, both played for BYU, as did their father Scott...Austin played in 49 career NFL games for both the Indianapolis Colts and New England Patriots...his older sister, Taylore, played golf at Utah Valley...also has one younger sister, Camelyn...was an Eagle Scout...married the former Savannah Ellison on New Year's Eve 2015...parents are Scott and Nicci Collier of El Dorado Hills, Calif.

CAREER STATISTICS

RECEIVING	GP	Rec	Yards	TD	Lg	R/G	Y/R	Y/G
2015	13	29	342	1	46	2.2	11.8	26.3
2016	14	33	322	4	43	2.4	9.8	23.0
TOTAL	27	62	664	5	46	2.3	10.7	24.6

PUNT RETURNS	G	No.	Yds	TD	Lg	Y/R	Y/G
2015	13	2	(-1)	0	0	(-0.5)	(-0.1)



MELVIN DAVIS

Running Back

6-2 » 235 » Senior

Compton, Calif. » Santa Monica College



2016: Redshirted.

2015 (Junior): Appeared in eight games as a running back...ranked second for UH with 218 yards rushing on 59 carries, earning a 3.7 yards-per-carry average...tied Paul Harris for the team lead with six rushing touchdowns...also tied for second in team scoring...tallied a season-high 52 yards and a touchdown on 13 carries against San Diego State (Oct. 10)...also logged 45-yard games against UC Davis (Sept. 19) and Fresno State (Nov. 14), collecting two rushing scores versus UCD and one against FS...also recorded a two-touchdown day on the road at UNLV (Nov. 7), with 18 yards on five carries...made three receptions out of the backfield, accruing 52 receiving yards, highlighted by a season-long 33-yarder versus Fresno State.

Prior To UH: Played two seasons at Santa Monica College...carried the ball 88 times for 534 yards (6.1 avg.) and seven touchdowns as a sophomore, receiving first-team all-conference honors...averaged 12.6 yards per carry (9 rushes for 113 yards) against L.A. Pierce College...ran for two touchdowns against West L.A....rushed for 364 yards and eight touchdowns during his freshman season...posted two TDs each against Mt. SAC, San Bernardino and Glendale...member of consecutive Pacific Conference championship teams that collected 14 consecutive conference wins and earned a combined 15-6 record.

Prep: A 2011 graduate of Narbonne High School in Harbor City, Calif...rushed for 1,594 yards and 14 touchdowns on 207 carries as a senior, averaging 113.9 yards per game with a long rush of 70 yards...also made 32 receptions for 525 yards and four scores...in 66 carries as a junior, collected 458 yards and eight touchdowns...rated as the No. 80 running back nationally by Rivals...also rated the No. 26 prospect in the state of California and No. 27 athlete by ESPN.

Personal: Born in Compton, Calif...nicknames are "Money Mel" or "The Mail Man"...majoring in interdisciplinary studies...has one older brother, one older sister and two younger sisters...parents are Melvin and Sandra Davis of Harbor City, Calif.

CAREER STATISTICS

RUSHING	G	Att	Yds	TD	Lg	Y/C	Y/G	
2015	8	59	218	6	18	3.7	27.3	
RECEIVING	GP	Rec	Yards	TD	Lg	R/G	Y/R	Y/G
2015	8	3	52	0	33	0.4	17.3	6.5



Class of 2017
MELVIN DAVIS



ASOTUI ELI

Offensive Line

6-4 » 315 » Junior

Kailua-Kona, Hawai'i » Kealakehe HS

2017 RIMINGTON TROPHY WATCH LIST

2016 (Sophomore): Appeared in 13 games...started first two games of the season at right guard...had nine starts at center...named to the preseason Rimington Award watch list...on preseason watch list for the Polynesian College Football Player of the Year...selected academic all-MW.

2015 (Freshman): Appeared in 12 games in the interior offensive line, starting 11 games at center and one at right guard...only missed the Louisiana Monroe (Nov. 28) game due to injury...one of only two freshmen offensive linemen in the Mountain West to start 12 games...graded out at 82 percent for the season, ranking third-best on the team...allowed only four sacks all season...totaled 40 knockdowns which ranked third-highest on the team...participated in 96 percent of offensive snaps of games he played (798-of-828), while missing most of the second half of the San José State (Nov. 21) game due to injury.

2014: Redshirted...earned team's offensive Scout Team Award.

Prep: A 2014 graduate of Kealakehe High School in Kailua-Kona, Hawai'i...rated as the No. 17 prospect in the state of Hawai'i by Scout...named to the 2013 American Family Insurance All-USA Hawai'i Football team...*Honolulu Star-Advertiser* honorable mention all-state as a senior...all-Big Island Interscholastic Federation first-team selection in 2012 and honorable-mention pick in 2013 on the offensive line...named team's Offensive MVP...served as a team captain...part of squad that captured back-to-back BIIF championships...also played on the defensive line...played club rugby for the Kona Bulls...helped lead Bulls to a state championship in 2012...invited to the U.S. Rugby U20 camp...an honor-roll student.

Personal: Born in Richmond, British Columbia, Canada...full name is Tavita Asotui Peter Eli...nickname is "Tui"...grew up in Samoa where his father is a tribal chief...major is family resources...has a brother, Misikopa, and two sisters, Leilani and Hannah...parents are Vaeluaga and Julianne Eli of Kailua-Kona, Hawai'i.



KEELAN EWALIKO

Wide Receiver

5-11 » 200 » Senior

Wailuku, Maui » Baldwin HS

2016 (Junior): Appeared in 12 games...started three of the final four contests at 'X' receiver...registered 15 receptions for 197 yards and one touchdown...averaged 13.1 yards per catch...scored his first career receiving touchdown on a career-long 56-yard catch for what proved to be the game-winning score against Massachusetts (Nov. 26)...finished the game with a career-topping 99 yards on four catches...also played a significant role on special teams as a kick returner...tallied 15 returns for 309 yards a 20.6 yards-per-return average...recorded a season-long 32-yard return against UT Martin (Sept. 10), while also logging 30-yard returns against California (Aug. 27) and Boise State (Nov. 12).

2015 (Sophomore): Made appearances in nine games as a kick returner and on other special teams before an injury against Fresno State (Nov. 14) sidelined him for the final two contests...totaled 22 kick returns for 578 yards and a 26.3 yards-per-return average...weaved his way through traffic against Air Force (Oct. 31) for a 98-yard kick-return touchdown, tying for the eighth-longest kick return in program history, highlighting a career-best 212-yard night...averaged 65.9 all-purpose yards per game...named to the academic all-MW team.



TEVARUA ELDRIDGE

Defensive Line

6-2 » 230 » Junior

Wailuku, Maui » Baldwin HS

2016 (Sophomore): Appeared in 11 games as a defensive end...recorded 15 total tackles (11 solo, 4 assisted)...posted at least one tackle in seven of 11 games played...logged three stops to start the year against California (Aug. 27) in Australia...recorded a career-high five tackles at Arizona (Sept. 17)...selected academic all-MW.

2015 (Freshman): Appeared in one game versus San José State (Nov. 21)...earned the team's defensive Scout Team Award.

2014: Redshirted.

Prep: A 2014 graduate of Baldwin High School in Wailuku, Maui...a four-year letterwinner in football...team won league championship all four years...a four-time all-league selection...earned first-team honors as a junior and senior...also named team Defensive MVP as a senior...part of squad that advanced to the state championship semifinals in 2011...high school teammate of current Rainbow Warrior Keelan Ewaliko...also a basketball standout...earned four varsity letters...twice selected to the *Honolulu Star-Advertiser* All-State Feb 15...a three-time all-league selection...named team MVP as a junior and senior...helped Baldwin to league titles in 2012 and '13...member of squad that advanced to the state semifinals in 2012...averaged 23 points per game in 2013 state tournament as Baldwin went 3-1.

Personal: Born in Wailuku, Maui...full name is Tevarua Kaohuokaleponi Paki Apia Eldridge...nickname is "Teva"...major is Hawaiian studies...has one younger sister...mother is Michelle Eldridge of Wailuku, Maui.

CAREER STATISTICS

DEFENSE	G	UA	A	TOTAL	TFL	SACKS	PD	FF	FR	INT
2015	1	0	0	0	0.0	0.0	0	0	0	0
2016	11	11	4	15	0.5	0.0	0	0	0	0
TOTAL	12	11	4	15	0.5	0.0	0	0	0	0

2014 (Freshman): Appeared in 12 games, making one start at "X" receiver...also served as the team's primary kickoff returner...recorded six catches for 141 yards (23.5 avg.) and seven rushes for 47 yards (6.7 avg.)...averaged 20.3 yards on 29 kickoff returns, which ranked sixth in the MW...scored first collegiate touchdown on 11-yard rush against Wyoming (Oct. 11)...two receptions of 50 or more yards...season-long 54-yard reception against Utah State (Nov. 1)...also caught a 51-yard pass against UNLV (Nov. 22)...season-long 35-yard kickoff return against Nevada (Oct. 25)...named to the academic all-MW team.

2013: Redshirted.

Prep: A 2013 graduate of Baldwin High School in Wailuku, Maui...a three-sport athlete, lettering in football, soccer and track...a three-year letterwinner in football...named the Maui Interscholastic League's Offensive Player of the Year for three consecutive years by *The Maui News*, a first in league history...rated as the No. 13 recruit in the state of Hawai'i by ESPN and No. 12 by 247Sports...*Honolulu Star-Advertiser* honorable mention all-state selection in 2012...participated and started for the White squad in the Polynesian All-America Bowl in La Mirada, Calif...led Baldwin to three straight league titles...for his career, was 22-0 against MIL foes as a starter...threw for 2,503 career yards (197-of-379) with 36 TDs...rushed for 1,815 career yards on 211 carries (8.6 ypc) with 26 TDs...as a senior, led the league in rushing with 644 yards and 11 TDs while averaging 10.1 ypc...finished third in passing going 39-of-86 for 522 yards and 6 TDs...as a junior, became the first player in MIL history to lead the league in rushing (88 carries for 810 yds, 9.2 ypc, 12 TDs), passing (89-of-135 for 1,060 yds, 17 TDs) and scoring (72 pts.) in a single season...was a third-team all-state selection and helped the Bears advance to the semifinals of the Division I state tournament...as a sophomore, was fourth in the league in rushing (59 carries for 361 yds, 6.1 ypc, 3 TDs), and led the league in passing (89-of-135 for 1,060 yds, and 17 TDs)...also a track and field standout...member of back-to-back track state champion team in 2012 and '13...state champion in the 200-meter and 4x100-meter relay as a junior...as a senior, won the 100- and 200-meter state championships and anchored the winning 4x100-meter relay team...also a three-year letterwinner in soccer...named the Baldwin Soccer Classic MVP as a sophomore...garnered soccer first-team all-league honors in 2012...tallied 21 goals and eight assists over his career...a 2013 Hawai'i High School Athletic Association Hall of Honor inductee...high school teammate of current Rainbow Warrior Tevarua Eldridge.

Personal: Born in Wailuku, Maui...major is family resources...related to former Rainbow Warriors Waylon Lolotai and Jeremiah Ostrowski...has two younger sisters, Sascia and Kahala...parents are Christopher and Aleina Baisa of Wailuku, Maui.

CAREER STATISTICS

RECEIVING	G	Rec	Yds	TD	Lg	R/G	Y/R	Y/G
2014	12	6	141	0	54	0.5	23.5	11.8
2015	9	0	0	0	0	0.0	0.0	0.0
2016	12	15	197	1	56	1.3	13.1	16.4
TOTAL	33	21	338	1	56	0.6	16.1	10.2

RUSHING	G	Att	Yds	TD	Lg	Y/C	Y/G
2014	12	7	47	1	17	6.7	3.9
2015	9	0	0	0	0	0.0	0.0
2016	12	0	0	0	0	0.0	0.0
TOTAL	33	7	47	1	17	6.7	1.4

KICK RETURNS	G	No.	Yds	TD	Lg	Y/R	Y/G
2014	12	29	589	0	29	20.3	49.1
2015	9	22	578	1	98	26.3	64.2
2016	12	15	309	0	32	20.6	25.8
TOTAL	33	66	1476	1	98	22.4	44.7



Class of 2017
KEELAN EWALIKO



WESLEY FAAGAU

Defensive Line
6-0 » 220 » Freshman
Wai'anae, O'ahu » Kamehameha Schools-Kapālama

2016: Redshirted.

Prep: A 2016 graduate of Kamehameha Schools-Kapālama in Honolulu...a three-year letterwinner and two-year starter for the Warriors at inside linebacker...also earned three varsity letters in track and field... claimed the 2016 state championship in the discus...also the ILH champion in the discus as a senior and runner-up as a junior...a state qualifier in the shot put as a senior.

Personal: Born in Wai'anae, O'ahu...major is undecided...has two sisters...parents are Setema and Tamara Faagau of Wai'anae, O'ahu.



PENITITO FAALOLOGO

Defensive Line
5-11 » 300 » Senior
Pago Pago, American Samoa » Fagaitua HS

2016 (Junior): Started all 10 games he appeared in at defensive tackle...missed four games – the first two and last two – due to injury...registered 19 total tackles (7 solo, 12 assisted), including 2.0 for a loss of three yards...tallied three tackles on three occasions – against Air Force (Oct. 22), Boise State (Nov. 12) and Fresno State (Nov. 19) with a tackle for loss in each of the latter two contests...selected academic all-MW.

2015 (Sophomore): Appeared in all 13 games, starting five games at nose tackle...recorded 24 total tackles (13 solo, 11 assisted), including 0.5 for loss at No. 1 Ohio State...made a season-high five tackles versus San Diego State (Oct. 10), with four solo stops...also made three tackles in each game at Nevada (Oct. 24) and against Fresno State (Nov. 14)...carried the ball on a fake punt in the season-ending victory over Louisiana Monroe (Nov. 28), gaining four yards and the first down...named to the academic all-MW team.



Class of 2017
**PENITITO
FAALOLOGO**

2014 (Freshman): Appeared in 11 games as a backup defensive lineman and on special teams...did not record any statistics...named to the academic all-MW team.

2013: Redshirted.

Prep: A 2011 graduate of Fagaitua High School in American Samoa...helped Fagaitua to a national runner-up finish as a senior...played on both sides of the ball at linebacker and fullback...named Defensive Player of the Year...played for the World team in the USA vs. the World All-Star football game in Austin, Texas...named the Most Valuable Player of the Samoa Bowl VIII All-Star game...high school teammate of former Rainbow Warrior and current New England Patriot Joey Iosefa.

Personal: Born in Falefa, Western Samoa...nickname is "Kiko"...a double major in family resources and sociology...has eight siblings...parents are Tamoto and Seilala Faalologo.

CAREER STATISTICS

DEFENSE	G	UA	A	TOTAL	TFL	SACKS	PD	FF	FR	INT
2014	11	0	0	0	0.0	0.0	0	0	0	0
2015	13	13	11	24	0.5	0.0	0	0	0	0
2016	10	7	12	19	2.0	0.0	0	0	0	0
Totals	34	20	23	43	2.5	0.0	0	0	0	0



RASHAAN FALEMALU

Linebacker

6-1 » 230 » Junior

Hau'ula, O'ahu » Kahuku HS




2016 (Sophomore): Appeared in seven games on special teams...did not record any statistics.

2015 (Freshman): Did not see action in any games...suffered a season-ending knee injury in fall camp.

2014: Redshirted.

Prep: A 2013 graduate of Kahuku High School on O'ahu...a three-year letterwinner in football...played primarily as linebacker and strong safety...rated as the No. 15 recruit in the state of Hawai'i by 247Sports...a *Honolulu Star-Advertiser* first-team all-state selection as a senior...also named to the O'ahu Interscholastic Association Red East first team...participated in the H.U.B. Foundation Goodwill Senior Bowl...part of squad that won back-to-back Division I state championships in 2011 and '12...also lettered twice in track and volleyball...high school teammate of current Rainbow Warrior John Wa'a.

Personal: Born in Honolulu, O'ahu...majoring in family resources...has three brothers and one sister...older brother Paipai was a defensive lineman at UH...also related to fellow Rainbow Warrior defender Keala Santiago...parents are Robyn Falemalu of Hau'ula, O'ahu, and Paipai Falemalu.



ROJESTERMAN FARRIS II

Defensive Back

6-1 » 180 » Sophomore

Coral Springs, Fla. » Coral Springs Charter HS



2016 (Freshman): Appeared in all 14 games at cornerback with six starts...recorded 29 total tackles (20 solo, 9 assisted)...broke up three passes and made his first career interception at San Diego State (Nov. 5)...made his first career start at Air Force (Oct. 22) and contributed two tackles...produced a season-high nine stops against Boise State (Nov. 12)...closed the regular season against Massachusetts (Nov. 26) with four tackles and a season-best two breakups, including a crucial knockdown in the endzone on fourth down that sealed the UH win in the waning moments of the game.

2015: Redshirted.

Prep: A 2015 graduate of Coral Springs Charter High School in Florida, playing four years as a defensive back and wide receiver...tallied 32 tackles, including 19 solo stops, deflecting eight passes, with two interceptions and two fumble recoveries...on offense, made six receptions for 153 yards and three touchdowns and also rushed for 139 yards and two touchdowns on 16 carries...had a long reception of 89 yards on the season...ranked in the *Miami Herald* Top 150 recruits and earned second-team all-Broward County honors...also ran track for Coral Springs...his 4x100-meter relay finished third at the 2015 FHSAA Region 4 Class 2A meet.

Personal: Born in Saginaw, Mich...nickname is "Roe"...a double major in political science and sociology...has two older sisters and two younger brothers...parents are Lisa and Rojesterman Farris, Sr., of Coral Springs, Fla.

CAREER STATISTICS

DEFENSE	G	UA	A	TOTAL	TFL	SACKS	PD	FF	FR	INT
2016	14	20	9	29	0.0	0.0	4	0	0	1



DAYTON FURUTA

Tight End

5-11 » 230 » Sophomore

Mililani, O'ahu » Mililani HS



2016 (Freshman): Appeared in four games on special teams...began the season at linebacker, but switched to H-back near mid-season...registered two tackles, one solo, one assisted.

2015: Redshirted.

Prep: A 2014 graduate of Mililani High School on O'ahu, playing linebacker...named to the *Honolulu Star-Advertiser's* all-state first team and ScoringLive all-Hawai'i Division I second team...also selected first team all-OIA Red West from 2012-14...helped Mililani to the OIA Championship and HHSAA Division I championship game...also played running back and rushed 45 times for 260 yards and six TDs, catching four passes for 51 yards and two scores...participated in the H.U.B. Foundation Goodwill Senior Bowl...named second team all-state utility player by the *Honolulu Star-Advertiser* in 2012 and first team all-state linebacker in 2014...a four-sport athlete, he also competed in wrestling, judo and basketball...captured the OIA wrestling championship as a junior in 2013 and placed fifth in the 215-pound division at the HHSAA state meet, finishing with a record of 55-9...also placed fifth at the state meet in 2012 in the 189-pound division...in judo, finished third at the HHSAA championships in the 198-pound division in 2011 and '12 and was runner-up in 2013 in the 220-pound division, finishing with a 70-4 record...was a member of the 2014 class of inductees to the HHSAA Hall of Honor...an honor-roll student.

Personal: Born in Mililani, O'ahu...a family resources major...has four sisters...sister Tia is on the UH soccer team...parents are Dayne and Li'i Furuta of Mililani, O'ahu.



KYLE GALLUP

Quarterback
6-2 » 210 » Sophomore
Parker, Colo. » Marshall




2016 (Freshman): Member of the scout team...did not appear in any games per NCAA transfer rules.

Prior To UH: Attended Marshall University in Huntington, W.Va., for one year...redshirted in his only season there...part of a Thundering Herd squad that won 10 games and captured the 2015 St. Petersburg Bowl...named to the C-USA all-academic team.

Prep: A 2015 graduate of Chaparral High School in Parker, Colo...a four-year letterwinner in football...a first-team all-league selection as a senior after completing 170 of his 256 pass attempts for 1,850 yards and 20 touchdowns...named an Offense-Defense All-American as a junior and senior...earned offensive honors at the O-D All-American Bowl at the Citrus Bowl in Orlando, Fla., after going 14-of-20 for 185 yards and one touchdown...part of a football squad that won league titles his freshman and sophomore seasons...also lettered in wrestling.

Personal: Born in Colorado Springs, Colo...nickname is "Tebow"...intends to major in business...family friend of NFL Hall of Fame quarterback and Denver Bronco executive John Elway...has one younger brother...parents are Don Gallup of Naples, Fla., and Kim McKeon of Parker, Colo.



STAN GAUDION

Punter
6-3 » 210 » Freshman
Melbourne, Australia » Scotch College



2016: Redshirted.

Prep: A 2014 graduate of Scotch College in Melbourne, Australia...former member of the Australian Football League's (AFL) Gold Coast Academy, before earning a scholarship to Scotch...played four years of Australian Rules Football at Scotch...member of the Queensland state team...part of squad that finished third at the U15 Schoolboy State Championships...received the Coaches Award for his performance in the tournament...also played four years of cricket for Scotch and was a member of the state team...following Scotch, trained with Dave Tuivanai at Prokick Australia, the same program that developed former Rainbow Warriors Alex Dunnachie and Scott Harding.

Personal: Born in Melbourne, Australia...intends to major in business...has one brother and one younger sister...parents are Adam and Sara Gaudion of Melbourne, Australia.



AUSTIN GERARD

Defensive Back
6-1 » 195 » Senior
Pearl City, O'ahu » College of the Sequoias



2016 (Junior): Appeared in seven games as a safety, as well as on special teams...recorded seven total tackles, (3 solo stops and 4 assisted)...had a pair of

tackles in the season-opener versus California (Aug. 27) in Australia...logged a season-high three tackles in Hawai'i Bowl win over Middle Tennessee (Dec. 24).

Prior To UH: Attended the College of the Sequoias in Visalia, Calif., for the 2013 season...played primarily on special teams.

Prep: A 2013 graduate of Kamehameha Schools-Kapālama...started at wide receiver in his only year of varsity football for the Warriors...named to the all-Interscholastic League of Honolulu first team...tabbed as the team's offensive MVP...also a two-year starter on the basketball team at point guard...part of squad that advanced to the HHSA state tournament his junior season.

Personal: Born in Pearl City, O'ahu...an accounting major...related to former Rainbow Warriors Beau and Boyd Yap...has one younger sister...parents are John and Michelle Gerard of Pearl City, O'ahu.

CAREER STATISTICS

DEFENSE	G	UA	A	TOTAL	TFL	SACKS	PD	FF	FR	INT
2016	7	3	4	7	0.0	0	0	0	0	0



KA'AUMOANA GIFFORD

Defensive Line
6-4 » 275 » Junior
Wai'anae, O'ahu » Kamehameha Schools-Kapālama



2016 (Sophomore): Played in 12 games along the defensive line, primarily at defensive end...registered 12 tackles (5 solo, 7 assisted)...tied his career

high tackles with three stops in a double-overtime win at Air Force (Oct. 22).

2015 (Freshman): Appeared in 12 games with four starts at defensive end...made his first career start at Nevada (Oct. 24)...registered 22 total tackles (10 solo, 12 assisted), including 1.0 for loss at UNLV (Nov. 7)...broke up two passes, one at No. 21 Wisconsin (Sept. 26) and the other versus San José State (Nov. 21)...posted two quarterback hurries, one in the season-opening victory over Colorado (Sept. 3), the other against SJSU...recorded a career-best three tackles in four games, including an all-solo stop performance at Nevada.

2014: Redshirted...earned team's defensive Scout Team award.

Prep: A 2014 graduate of Kamehameha Schools-Kapālama on O'ahu...a three-year letterwinner for the Warriors...lined up at defensive tackle, defensive end, long snapper and tight end...rated as the No. 116 defensive tackle nationally by Rivals...also rated as the No. 10 prospect in the state by 247Sports and No. 11 by Scout...2013 American Family Insurance All-USA Hawai'i Football team...third-team all-state selection by the *Honolulu Star-Advertiser* and honorable mention all-Hawai'i Division I by ScoringLive...named second team all-ILH.

Personal: Born in Nanakuli, O'ahu...nickname is "Ka'au"...a family resources major...has four older brothers and one older sister...son of Steve Gifford of Wai'anae, O'ahu, and the late Karlada Gifford.

CAREER STATISTICS

DEFENSE	G	UA	A	TOTAL	TFL	SACKS	PD	FF	FR	INT
2015	12	10	12	22	1.0	0.0	2	0	0	0
2016	12	5	7	12	0.0	0.0	0	0	0	0
TOTAL	24	15	19	34	1.0	0.0	2	0	0	0



DALTON GOUVEIA

Linebacker

6-1 » 225 » Sophomore

Mooresville, N.C. » Charlotte Christian HS

2016 (Freshman): Member of the scout team...did not appear in any games.

2015: Redshirted.

Prep: A 2015 graduate of Charlotte Christian High School in North Carolina, playing four years of football as an offensive guard and linebacker...his team won three consecutive North Carolina Independent Schools Athletic Association (NCISAA) State Championships from 2012-14...earned all-conference and all-state honors in 2012 and '13...was chosen as a member of the National Christian School Athletic Association (NCSAA) all-Southeast Super-Region team in 2013...was a 2015 Polynesian All-American Bowl selection...registered 188 career tackles with 102 solo stops, forcing four fumbles and recovering two more, while also logging two interceptions...also competed in wrestling for CCHS, earning all-state honors and finishing second in the NCISAA state tournament in the 287-pound weight class.

Personal: Born in Montgomery, Md...full name is Dalton Olamana Gouveia...major is undecided...has two older brothers and two older sisters...brother, Jeron, played linebacker at Virginia Tech...his other brother, Landon, was a receiver for Hawai'i...father Kurt was a Super Bowl Champion linebacker with the Washington Redskins and a former assistant coach with the Rainbow Warriors...parents are Kurt and Julie Gouveia of Mooresville, N.C.



JOSH HAUANI'O

Offensive Line

6-4 » 300 » Freshman

Kāne'ohe, O'ahu » 'Iolani School

2016: Redshirted.

Prep: A 2016 graduate of 'Iolani School in Honolulu, O'ahu...earned third-team *Honolulu Star-Advertiser* all-state and second-team all-Interscholastic League of Honolulu (ILH) honors as a center and left guard for the Raiders...named honorable mention all-ILH as a junior...was a member of the 2014 HHSAA Division II State Championship and consecutive ILH Championship (2013-14) squads...earned the Outstanding Technique Award at the 2016 Brian Derby Camp...also competed as a thrower for the track and field squad...finished second in the shot put at the ILH Championships and sixth at the state championships as a junior...also advanced to the state championships in the shot put as a senior...an honor-roll student...high school teammate of fellow Rainbow Warrior freshman lineman Taaga Tuulima.

Personal: Born in Honolulu, O'ahu...nickname is "Ku"...major is undecided...parents are Ali'i and Cathy Hauani'o of Kāne'ohe, O'ahu.



CAMERON HAYES

Defensive Back

5-11 » 180 » Sophomore

Los Angeles, Calif. » Junipero Serra HS


2016 (Freshman): Played in eight games on special teams and in the secondary...recorded lone tackle of the year in UH's Hawai'i Bowl win over Middle Tennessee (Dec. 24).

2015: Redshirted.



Prep: A 2015 graduate of Junipero Serra High School in Gardena, Calif...earned three varsity letters in football...rated as the 29th-best cornerback in the West Region, and 26th-best cornerback in California by Scout, and rated by 247Sports as the 148th-best athlete in the nation...named all-Mission League defensive back in his senior season...played both defensive back and wide receiver in high school...posted a four-catch, 132-yard, two-touchdown game as a career-best in high school...also earned three letters in track and field...named to the principal's honor roll his senior year...high school teammate of fellow Rainbow Warrior Malachi Mageo.

Personal: Born in Los Angeles, Calif...intends to major in business...has three older brothers...parents are Corey Hayes and Dedrian Small-Hayes of Marina del Rey, Calif.



MAXWELL HENDRIE

Defensive Line

6-4 » 245 » Freshman

Sydney, Australia » The Scots College

2016: Redshirted.

Prep: Graduated from The Scots College in Sydney, New South Wales, Australia, in December 2014...versatile athlete who played rugby for one of the leading programs in Australia...aided his team to Athletic Association of the Great Public Schools (AAGPS) of New South Wales Championship in 2014...also threw shot put for the track and field team at SC, winning the event at the Combined Independent Schools (CIS) Athletics Championships, helping his team to the title in 2014...attended the same high school as one of the first UH Australian football players, Colin Scotts.

Personal: Born in Melbourne, Australia...nickname is "Max"...a double major in economics and philosophy...is the oldest of five children...has two brothers and two sisters...parents are Michael and Grace Hendrie of Sydney, Australia.



J.R. HENSLEY

Offensive Line

6-5 » 310 » Sophomore

Edmond, Okla. » Santa Fe HS

2016 (Freshman): Appeared in six games as a reserve offensive lineman and on special teams...played in his first career game against New Mexico (Oct. 29)...appeared as the 'Rhino' blocker on kick returns and recovered two squib kicks, including a three-yard return in the regular-season finale against Massachusetts (Nov. 26)...made his first career start at right guard in UH's Hawai'i Bowl win over Middle Tennessee (Dec. 24).

2015: Redshirted.

Prep: A 2015 graduate of Edmond Santa Fe High School in Oklahoma...anchored the offensive line at left tackle which paved the way for a 2,000-yard rusher...SFHS earned the 2013 6A-I District 1 Championship...rated as the No. 24 prospect in the state of Oklahoma by 247Sports...also rated No. 37 in the state by Rivals...rated as one of the state's top linemen and ranked No. 26 on *The Oklahoman's* Super 30 recruiting rankings...named *The Oklahoman's* all-state first team and American Family Insurance All-USA Oklahoma team...also pitched for the SFHS baseball team, winning the Class 6A West Regional Championship in 2013 and advancing to the championship in 2014 and '15.

Personal: Born in Tulsa, Okla...given first name is Jacob...a communication major...has one older brother, Ty Hensley, a pitcher who was drafted out of high school with the 30th pick in the 2012 MLB Draft by the New York Yankees, playing most recently in the organization for the Staten Island Yankees...member of Fellowship of Christian Athletes...parents are Mike and Marcia Hensley of Edmond, Okla.





TRAYVON HENDERSON

39

Defensive Back
6-0 » 200 » Senior
Sacramento, Calif. » Grant Union HS

2016 (Junior): Earned all-Mountain West honorable mention...received the team's Coach Bob Wagner Defensive MVP Award...started all 14 games

at safety...ranked second on the team with 90 total tackles (64 solo, 26 assisted) and 10.5 tackles for loss (38 yards)...recorded 2.0 sacks for a loss of 19 yards, while also notching a quarterback hurry...ranked second on the team with three interceptions, collecting picks at San José State (Oct. 8), vs. New Mexico (Oct. 29), and vs. Middle Tennessee (Dec. 24)...UH leader with seven pass breakups...blocked a key extra point attempt in the third quarter against Massachusetts (Nov. 26)...registered a career-high 12 tackles in the opener versus California (Aug. 27) in Australia...logged 10 stops against Boise State (Nov. 12) on a season-high eight solo shots...recorded a career-high 3.0 tackles for loss at San Diego State...broke up a career-best three passes versus UNLV (Oct. 15)...returned an interception 68 yards for a score in UH's Hawai'i Bowl win over Middle Tennessee for UH's lone defensive touchdown of the year.

2015: Made two appearances at safety with one start before suffering a season-ending knee injury at No. 1 Ohio State (Sept. 12)...recorded three total tackles, including 0.5 for loss against OSU...received hardship waiver.

2014 (Sophomore): Appeared in 11 games, making 10 starts at safety...finished the season tied for second on the team with 63 total tackles (54 solo, 9 assisted), including 3.0 for loss, one sack, and two interceptions...both interceptions were against Wyoming (Oct. 11)...also registered eight tackles and one sack vs. the Cowboys to earn honorable-mention Defensive Back of the Week honors by CFPA (Oct. 13)...career-high 11 tackles against Oregon State (Sept. 6)...also posted eight tackles each against Utah State (Nov. 1), Colorado State (Nov. 8), and UNLV (Nov. 22)...missed two games due to injury.

2013 (Freshman): Appeared in 11 games, making two starts at safety...finished the season with 26 total tackles...led the team with three interceptions...also recorded three pass breakups, two fumbles recovered, and one quarterback hurry...posted interceptions in three straight games against San José State (Oct. 5), UNLV (Oct. 12), and Colorado State (Oct. 26)...season-high six tackles at Navy (Nov. 9)...recovered fumbles in the final two games of the season at Wyoming (Nov. 23) and against Army (Nov. 30)...tallied five tackles each at Utah State (Nov. 2) and Army.

Prep: A 2013 graduate of Grant Union High School in Sacramento, Calif...earned three varsity letters in football...rated the 119th-best recruit out of the state of California by 247Sports and the 81st-best safety...named to Sacramento Bee's all-Delta Valley Conference team and to the all-Metro first team...selected to MaxPrep's all-San-Joaquin Section second team...named to Rivals all-Northern California second team...finished the year with 113 tackles in 10 games and four interceptions...also played on offense with 39 receptions for 673 yards and eight scores...posted five double-digit tackle games...MVP of the North squad at the Optimist All-Star Football Classic...caught a 25-yard touchdown reception and returned a punt 35 yards for a touchdown...preseason MaxPreps' all-San Joaquin Section first team and all-NorCal first team...preseason third team all-state by Cal-Hi Sports...garnered defensive MVP honors at the Oregon Nike Camp in 2012.

Personal: Born in Sacramento, Calif...grew up in Del Paso Heights...majoring in sociology...has one younger sister and one younger brother...mother is Shavacca Henderson of Sacramento, Calif.

CAREER STATISTICS

DEFENSE	G	UA	A	TOTAL	TFL	SACKS	PD	FF	FR	INT
2013	11	22	4	26	0.0	0.0	6	0	2	3
2014	11	54	9	63	3.0	1.0	2	0	0	2
2015	2	2	1	3	0.5	0.0	0	0	0	0
2016	14	64	26	90	10.5	2.0	10	0	0	3
TOTAL	38	142	40	182	14.0	3.0	18	0	2	8

Class of 2017
TRAYVON HENDERSON



KALEN HICKS

16

Defensive Back
6-3 » 200 » Sophomore
Las Vegas, Nev. » Bishop Gorman HS

2016 (Freshman): Appeared in three games...played in his first career game at Air Force (Oct. 22)...made one assisted tackle-for-a-loss against

New Mexico (Oct. 29).

Prep: A 2016 graduate of Bishop Gorman High School in Las Vegas, Nev...member of a Gaels program that captured consecutive Nevada Division 1 State Championships and two straight USA Today Super 25 National Championships...sat out senior season due to injury...appeared in 12 games as a junior, logging 11 tackles, an interception and one fumble recovery...teammate of fellow UH defender Ikem Okeke...also lettered twice in track and field...competed in sprint events and the long jump.

Personal: Born in Las Vegas, Nev...major is undecided...has two sisters and one brother...parents are Archie and Laura Hicks of Las Vegas, Nev.

CAREER STATISTICS

DEFENSE	G	UA	A	TOTAL	TFL	SACKS	PD	FF	FR	INT
2016	3	0	1	1	0.5	0	0	0	0	0



FREDDIE HOLLY III

Running Back
6-0 » 210 » Freshman
Riverside, Calif. » Norte Vista HS

2016: Redshirted.

Prep: A 2016 graduate of Norte Vista High School in Riverside, Calif...rated a three-star running back recruit by Rivals, Scout, 247Sports and ESPN...ranked as the No. 19 running back by Rivals, and listed as the No. 7 back in the west and No. 6 in California by Scout...a three-time all-league, all-CIF and all-state player...received first-team all-CIF Southern Section Eastern honors in each of the past three years and was named to the Cal-Hi Sports all-state second team as a senior...set school career rushing records of 5,752 yards and 69 touchdowns...carried 219 times for 2,002 yards and 24 touchdowns as a senior...was on the 2015 *Parade* All-America Preseason Watch List after registering the sixth-most rushing yards in California as a junior, racking up 2,593 yards on 244 carries...averaged 216.1 yards per game, seventh-best in the state...tied for the 12th-most rushing touchdowns in the state, posting 31 scores...received CalHiSports all-state junior honors in 2014...appeared in the Inland Empire All-Star Classic...reeled off eight straight 200-yard rushing games breaking an Inland Empire record, previously held by Toby Gerhart...also lettered in track, competing in the 100-meter and relay events.

Personal: Born in Riverside, Calif...nickname is "Fred"...intends to major in business...has two younger brothers and two younger sisters...parents are Freddie Holly and Teresa Allain of Riverside, Calif.



GENTA ITO

Running Back
5-8 » 195 » Junior
Inabe, Japan » Santa Monica College

2016: Redshirted...earned the Coach Jimmy Asato Offensive Scout Team award.

Prior To UH: Attended Santa Monica College in California for two years...part of squad that captured back-to-back American Pacific Conference championships in 2014 and '15...in 2015, appeared in five games...carried the ball 10 times for 44 yards.

Prep: A 2013 graduate of Hosei Daini High School in Kawasaki, Japan...played three years of football...helped team capture the 2012 Kanagawa prefecture championship...a member of the 2012 All-East Japan Team...team MVP of the 2012 Tomodachi Bowl which pit the US versus Japan at Yokosuka Naval Base...returned second-half kickoff for a 79-yard touchdown...also earned the "I Will Award" at both the 2012 and '13 Under Armour Combine in Japan.

Personal: Born in Toin, Japan...intends to major in economics...has one older brother and one older sister...parents are Naomi and Kikumi Ito of Inabe, Japan.



Class of 2017
MEFFY KOLOAMATANGI



HUNTER HUGHES

Quarterback
5-11 » 190 » Senior
Lake Zurich Ill. » Lake Zurich HS

2016 (Junior): Member of the scout team...did not appear in any games.

Prep: A 2010 graduate of Lake Zurich High School in Illinois...a three-sport athlete...lettered twice in baseball and golf and one in basketball...played shortstop for the baseball squad and hit .350 as a senior...an honor-roll student.

Personal: Born in Naperville, Ill...full given name is James "Hunter" Hughes...an animation major enrolled in UH's Academy for Creative Media...prior to enrolling at UH, went on a three-year mission assisting the poor and teaching English in Taiwan, Nepal, Kenya and Sudan...father played basketball for Oral Roberts University...has two brothers and two sisters...parents are Darrin and



MEFFY KOLOAMATANGI

Defensive Line
6-5 » 240 » Senior
East Palo Alto, Calif. » Woodside HS

2016 (Junior): Earned all-Mountain West honorable mention...played in 12 games at defensive end...started nine of the final 10 contests...ranked

third among defensive linemen with 38 total tackles (23 solo, 15 assisted), including 5.0 for a loss of 27 yards...recorded 3.0 sacks, second-most on the team...picked up sacks against Nevada (Oct. 1), San Diego State (Nov. 5) and Massachusetts (Nov. 26)...had at least three tackles in eight games, including a career-high of seven tackles at Air Force (Oct. 22)...also recovered a fumble to set UH for a game-tying field goal in the eventual double-overtime win over the Falcons.

2015 (Sophomore): Appeared in eight games with two starts at defensive end before an injury sustained at UNLV (Nov. 7) ended his season early...made his first career start at New Mexico (Oct. 17), recording two tackles...posted 12 total tackles (four solo, eight assisted) and one quarterback hurry...made a season-best six tackles against UC Davis (Sept. 19) and also had two at No. 1 Ohio State...named to the academic all-MW team.

2014 (Freshman): Did not appear in any games...member of the scout squad.

2013: Redshirted.

Prep: A 2013 graduate of Woodside High School in Redwood City, Calif...versatile two-way player lined up on defensive line as a senior and played wide receiver, tight end and safety as a junior...also returned kicks during his two-year career...named to the 2012 all-Peninsula Ocean Division first team as a defensive lineman...named all-Daily News honorable mention...also lettered in basketball.

Personal: Born in East Palo Alto, Calif...given first name is Matthew...majoring in sociology...older brother Leo played offensive line for the Rainbow Warriors...cousin is former UH teammate Tevita Lataimua...uncle, Starling Latu, played for Oregon State...parents are Max Koloamatangi and Ofa Latu of East Palo Alto, Calif.

KOLOAMATANGI'S CAREER STATISTICS

DEFENSE	G	UA	A	TOTAL	TFL	SACKS	PD	FF	FR	INT
2015	8	4	8	12	0.0	0.0	0	0	0	0
2016	12	23	15	38	5.0	3.0	0	0	1	0
TOTAL	20	27	23	50	5.0	3.0	0	0	1	0



DANIEL LEWIS, JR.

Defensive Back

5-11 » 190 » Junior

New Iberia, La. » New Iberia HS



2016: Appeared in one game...registered four tackles at Michigan (Sept. 3)...suffered season-ending injury...granted a medical hardship.

2015 (Sophomore): Appeared in all 13 games, making 10 starts split between free safety and strong safety, including the final five contests...made a team 10th-best 47 total tackles (34 solo, 13 assisted), including 3.0 for loss and one sack...broke up three passes...made a career-best 11 total tackles (seven solo) against Air Force (Oct. 31), also totaling six at No. 1 Ohio State, including a career-best 2.0 tackles for loss and a sack for an 11-yard Buckeyes loss...broke up two passes versus Fresno State (Nov. 14), also making five solo stops.

2014 (Freshman): Appeared in 11 games, making two starts at safety and one at nickelback...finished the season with 21 total tackles (16 solo, 5 assisted), two interceptions, one pass breakup, and one quarterback hurry...posted interceptions against Nevada (Oct. 25) and San José State (Nov. 15)...season-high seven tackles at San Diego State (Oct. 18).

Prep: A 2014 graduate of New Iberia High School in Louisiana...rated as the No. 106 cornerback nationally by 247Sports and No. 132 by Scout...ranked as the No. 56 prospect in the state of Louisiana...selected as No. 43 in *The Times-Picayune's* Nifty 50 Class of 2014 rankings...played both cornerback and running back...named Class 5A all-state honorable mention as a running back by the Louisiana Sports Writers Association...rushed for 1,250 yards and 18 touchdowns as a senior...included was a 265-yard, two-TD performance against Sam Houston...also caught 18 passes for 270 yards and a touchdown...voted as the Cox 4 Acadiana Player of the Year...participated in the Louisiana High School Athletic Association East-West All-Star game...ranked No. 32 in *The Times-Picayune's* Fantastic 40 preseason rankings...as a junior, selected to the District 7-5A second team as a defensive back...also lettered in soccer, track and powerlifting.

Personal: Born in New Orleans, La...a political science major...has one brother and two sisters...cousin of Detroit Lions lineman Tyrann Walker and Dontae Spencer, formerly of the St. Louis Rams...parents are Daniel Lewis, Sr. of Atlanta, Ga., and Kimberly Lewis of New Iberia, La.

CAREER STATISTICS

DEFENSE	G	UA	A	TOTAL	TFL	SACKS	PD	FF	FR	INT
2014	11	16	5	21	0.0	0.0	3	0	0	2
2015	13	34	13	47	3.0	1.0	3	0	0	0
2016	1	3	1	4	0.0	0.0	0	0	0	0
Totals	25	53	19	72	3.0-17	1.0-11	6	0	0	2



LA'AKEA LOOK

Linebacker

6-0 » 225 » Sophomore

Waipahu, O'ahu » Punahou School



2016 (Freshman): Appeared in final seven games on special teams, playing first game at Air Force (Oct. 22)...did not record any statistics...selected

academic all-MW.

Prep: A 2016 graduate of Punahou School in Honolulu...a three-year letterwinner at linebacker...as a senior, logged 116 tackles, two sacks, two forced fumbles and one interception while playing inside linebacker...named the Interscholastic League of Honolulu (ILH) Defensive Player of the Year for his efforts...also earned first-team all-state honors from *USA Today* and second-

team honors from the *Honolulu Star-Advertiser*, *ScoringLive* and *Cover2*...member of squad that won back-to-back ILH titles (2013-14)...team won the state championship in 2013 during his sophomore year and advanced to the state championship during his junior campaign.

Personal: Born in Honolulu, O'ahu...nickname is "La'a"...major is undecided...parents are Brian Look of Waipahu, O'ahu, and Nahe Pohina of Kāne'ohe, O'ahu.



MALACHI MAGEO

Linebacker

6-2 » 210 » Junior

Carson, Calif. » Junipero Serra HS



2016 (Sophomore): Received the Coach Dave Holmes Most Improved Player Award...selected to the team's leadership council...started in 13 games

at 'SAM' linebacker...made his first career start in the season-opener against California (Aug. 27) in Australia...missed only game of the season the very next week at Michigan (Sept. 3)...finished fourth on the team with 78 total tackles (46 solo, 32 assisted)...posted 7.5 tackles-for-loss, including 2.0 sacks – one each versus UT Martin (Sept. 10) and San Diego State (Nov. 5)...also forced a fumble and had a career-high 2.0 tackles-for-loss of nine yards against the Aztecs...notched a career-high 14 tackles in UH's double-overtime victory at Air Force (Oct. 22), tied for most by a UH player in a single game on the year...also reached 10 the following week against New Mexico (Oct. 29)...posted six tackles, 1.0 tackle-for-loss and two quarterback hurries in UH's Hawai'i Bowl win over Middle Tennessee (Dec. 24).

2015 (Freshman): Appeared in 12 games on special teams and as a reserve linebacker...totaled five tackles on the year...registered a pair of stops in games against both Air Force (Oct. 31) and Fresno State (Nov. 14).

2014: Redshirted.

Prep: A 2013 graduate of Junipero Serra High School in Gardena, Calif...a two-time all-league pick at linebacker...selected to 2013 all-CIF Southern Section Western Division second team and first team all-Mission League...also named to the *Daily Breeze* second-team all-area defense and selected Serra's Special Teams Player of the Year...recorded 115 tackles, including 21.0 for loss, three sacks, one interception, one forced fumble and one fumble recovery...helped Serra advance to its second consecutive CIF final...participated in the 2014 #D1Bound Senior Bowl...a preseason all-South Bay/Long Beach second-team pick...as a junior, had 70 tackles, including seven for loss, two sacks, two interceptions, two fumble recoveries and one forced fumble...returned an interception 41 yards for a touchdown in a CIF-SS Division II regional game...helped Serra to the CIF Division II championship and named second team all-league...also lettered one year in volleyball, earning all-league honors as an outside hitter...an honor-roll student his senior season...high school teammate of fellow Rainbow Warrior Cameron Hayes.

Personal: Born in Carson, Calif...nickname is "Lock"...major is sociology...has three brothers—two older and one younger...parents are Daniel Mageo of Los Angeles, Calif., and Ada Mageo of Carson, Calif.

CAREER STATISTICS

DEFENSE	G	UA	A	TOTAL	TFL	SACKS	PD	FF	FR	INT
2015	12	2	3	5	0.0	0.0	0	0	0	0
2016	13	46	32	78	7.5	2.0	1	1	0	0
TOTAL	25	48	35	83	7.5	2.0	1	1	0	0



DAVID MANOA

Defensive Line
6-3 » 240 » Senior
Hayward, Calif. » Aragon HS



cluding 2.5 tackles for loss...registered a season-high five tackles against New Mexico (Oct. 29) and recorded three tackles apiece in three other games...logged a tackle for loss in each of the final two games versus Massachusetts (Nov. 26) and Middle Tennessee (Dec. 24).

2015 (Sophomore): After switching sides of the ball in the spring, he appeared in all 13 games as a defensive end, making his first career start in the season-ending victory over Louisiana Monroe (Nov. 28)...recorded 16 total tackles, including 2.5 for loss as sacks...seeing increased playing time down the stretch, he recorded 15 of his tackles across the final four games, highlighted by a career-best eight-tackle performance versus ULM, recording 1.5 sacks, a forced fumble and a quarterback hurry...also registered four tackles against San José State (Nov. 21) with one sack.

2014 (Freshman): Appeared in two games as a backup tight end...did not record any statistics.

2013: Redshirted...selected as the team's defensive Scout Team Award winner.

Prep: A 2013 graduate of Aragon High School in San Mateo, Calif...rated No. 197 outside linebacker nationally by 247Sports...named all-Peninsula Bay Division first team...played tight end and defensive end...participated in the Polynesian All-America Bowl in La Mirada, Calif...posted 21 tackles against Leland in the CIF Central Coast Section Division II playoff game...as a junior, tallied seven sacks in just six games...also played center for the basketball team, helping Aragon to the quarterfinals of the CCS Division II playoffs, while averaging nearly a double-double...named to the *San Mateo Daily Journal's* first team...named team Co-MVP as a junior and Defensive Player of the Year as a senior...attended Hayward High School for two years before transferring to Aragon...an honor-roll student.

Personal: Born in Hayward, Calif...majoring in family resources...has two brothers and three sisters...uncle Tim Manoa was an All-American at Penn State and played for both the Cleveland Browns and Indianapolis Colts...also related to former NFL players Roy Helu, Jr., Chris Maumalanga, and Viliami Maumau...father Sam played for Kahuku High School and the University of Idaho...parents are Samisoni and Nina Manoa of Hayward, Calif.

CAREER STATISTICS

DEFENSE	G	UA	A	TOTAL	TFL	SACKS	PD	FF	FR	INT
2014	2	0	0	0	0.0	0.0	0	0	0	0
2015	13	10	6	16	2.5	2.5	0	1	0	0
2016	14	14	8	22	2.5	0.0	0	0	0	0
Totals	29	24	14	38	5.0	2.5	0	1	0	0



SOLOMON MATAUTIA

Linebacker
6-1 » 230 » Sophomore
'Ewa Beach, O'ahu » Campbell HS



2016 (Freshman): Appeared in 13 games...started four straight games at 'WILL' linebacker...missed only game of the year vs. UT Martin (Sept. 10)...recorded 22 total tackles (11 solo, 11 assisted) including 3.5 for loss (9 yards)...made his first career start against New Mexico (Oct. 29)...recorded a season-best six tackles against the Lobos...also had five tackles in a key rivalry win at Fresno State (Nov. 19)...recorded his first career stop at Michigan (Sept. 3)...posted tackles for loss at Arizona (Sept. 17) and at San Diego State (Nov. 5)...also had a quarterback hurry vs. Middle Tennessee (Dec. 24)...selected academic all-MW.


2015: Redshirted.

Prep: A 2015 graduate of Campbell High School on O'ahu, playing under former UH all-conference lineman Amosa Amosa...named *Honolulu Star-Advertiser* first team all-state, ScoringLive first team all-Hawai'i Division I, KHON Cover2 first team all-state and American Family Insurance All-USA Hawai'i team...two-time first team all-OIA...rated No. 7 in the state of Hawai'i and the 67th-best safety nationally by ESPN...rated 10th-best prospect in the state of Hawai'i and No. 99 safety nationally by 247Sports...also rated No. 10 in the state by Rivals...rated the No. 11 prospect in the state by the *Honolulu Star-Advertiser*...rated 14th-best prospect in Hawai'i and 21st-best outside linebacker in the West by Scout...ScoringLive all-Hawai'i Division I first team as a punt returner and defensive back in 2013...collected four punt returns for touchdowns and a 102-yard interception return.

Personal: Born in 'Ewa Beach, O'ahu...nickname is "Soly"...major is family resources...has three older brothers and two younger sisters...parents are Benjamine and Shiline Matautia of 'Ewa Beach, O'ahu.

CAREER STATISTICS

DEFENSE	G	UA	A	TOTAL	TFL	SACKS	PD	FF	FR	INT
2016	13	11	11	22	3.5	0.0	0	0	0	0



Class of 2017
DAVID MANOA



SHAWN McCARTHY

Long Snapper
6-4 » 250 » Junior
Honolulu, O'ahu » Puget Sound

2016: Redshirted.

Prior To UH: Spent two seasons at the University of Puget Sound in Tacoma, Wash...team's starting offensive tackle.

Prep: A 2014 graduate of Punahou School in Honolulu, O'ahu...reserve offensive lineman on Punahou squad that won back-to-back Interscholastic League of Honolulu titles and the 2013 state championship...also lettered in baseball for one season.

Personal: Born in Honolulu, O'ahu...an economics major...has one older sister and one younger brother...father Thomas McCarthy was a former punter at UH (1982-84)...parents are Thomas and Patty McCarthy of Honolulu, O'ahu.



COLE McDONALD

Quarterback
6-4 » 205 » Freshman
La Mirada, Calif. » Sonora HS

2016: Redshirted.

Prep: A 2016 graduate of Sonora High School in La Habra, Calif...rated as a three-star recruit by 247Sports...as a senior, completed 134-of-215 passes for 2,313 yards and 19 touchdowns...also rushed for 1,091 yards and 10 touchdowns on 116 carries...led the Raiders to the second round of the CIF Southern Section Southwest Division playoffs...earned all-Freeway League first-team honors and Whittier Daily News second-team all-area honors...appeared in the 37th San Gabriel Valley Hall of Fame All-Star Game, leading the East squad to a 34-6 win and was named MVP, throwing for one touchdown and rushing for another...logged 1,372 yards and eight TDs passing as a junior and rushed for 725 yards and six TDs on 69 carries...as a sophomore, put up 850 yards passing and 199 yards rushing, with seven total scores...also ran track for SHS, competing in the 100-meter, 200-meter and on relays.

Personal: Born in Orange, Calif....nickname is "C-Money"...intends to major in business...has one younger brother, Troy...parents are John and Rona McDonald of La Mirada, Calif.



VIANE MOALA

Defensive Line
6-7 » 270 » Sophomore
Ili'i, American Samoa » Fa'asao Marist HS

2016 (Freshman): Appeared in all 14 games in the defensive line rotation and on special teams...started final two games of the season at defensive

tackle against Massachusetts (Nov. 26) and Middle Tennessee (Dec. 24)...recorded 12 total tackles (7 solo, 4 assisted), including one for loss at San José State (Oct. 8)...proved to be a key special teams player, blocking two kicks on the year...blocked a potential game-winning field goal on the final play to preserve a key rivalry win at Fresno State (Nov. 19)...received Mountain West Special Teams Player of the Week honors for his effort...his other field goal block came at in UH's road win at San José State...recorded a season-high three tackles in UH's conference-opening win over Nevada (Oct. 1).

Prep: A 2016 graduate of Fa'asao Marist High School in Lepuapua, American Samoa...lettered four years in football...played junior and senior seasons at



Tafuna High School after Fa'asao discontinued football...lined up at offensive tackle, tight end, defensive end and outside linebacker...among the top linemen in American Samoa...selected to play in the Polynesian All-American Bowl...was a standout performer on defense at the JPS Paradise Classic at Aloha Stadium, aiding American Samoa to a runner-up finish in the all-star tournament...also competed in basketball and soccer.

Personal: Born in Pago Pago, American Samoa...full given name is Viane Jody Moala...major is undecided...related to former UH alum Tama Satele and the great Jesse Sapolu...has one brother and three sisters...parents are Siaoisi and Lose Moala of Pago Pago, American Samoa.

CAREER STATISTICS

DEFENSE	G	UA	A	TOTAL	TFL	SACKS	PD	FF	FR	INT
2016	14	8	4	12	1.0	0.0	0	0	0	0



EPERONE MOANANU

Offensive Line
6-2 » 290 » Sophomore
Pago Pago, American Samoa » Tafuna HS

2016: Redshirted.

2015 (Freshman): Appeared in all 13 games as a reserve offensive lineman, as well appearances on defense and special teams...filled defensive line needs leading up to the Nevada (Oct. 24) game, switching to nose tackle for the final six games...defensively, made four total tackles, with a season-high of two at Nevada...named to the academic all-MW team.

Prep: A 2015 graduate of Tafuna High School in American Samoa...played four seasons of varsity football...was considered one of the top high school players in American Samoa by 247Sports...competed in the 5th Annual Polynesian All-American Bowl in Oceanside, Calif...was a member of three prep championship teams, earning MVP honors as a junior.

Personal: Born in American Samoa...nickname is "Epe"...major is family resources...has one older sister...parents are Toa'i and Donna Moananu of Aoloau, American Samoa...his mother is a UH alumna.

CAREER STATISTICS

DEFENSE	G	UA	A	TOTAL	TFL	SACKS	PD	FF	FR	INT
2015	13	2	2	4	0.0	0.0	0	0	0	0



DANY MULANGA

Linebacker
6-3 » 200 » Junior
Bedford, Texas » Trinity HS

2016 (Sophomore): Appeared in 12 games at linebacker and special teams...recorded 10 total tackles (8 solo, 2 assisted), including one for loss against Nevada (Oct. 1)...tallied a season-high three tackles at Michigan (Sept. 3).

2015 (Freshman): Appeared in 10 games, making four starts at safety...missed the final two contests due to injury...recorded 40 total tackles (26 solo, 14 assisted), including 0.5 for loss...tied for fourth in the Mountain West with two forced fumbles, the first at New Mexico (Oct. 17), with the other versus Air Force (Oct. 31)...collected an interception at Nevada (Oct. 24), making a 36-yard return on the pick...at Nevada, had a season-highlight performance, reaching double-digit tackling for the first time, registering 10 stops (six solo), with 0.5 for loss and the interception...also recorded seven tackles at UNLV (Nov. 7), six stops at New Mexico (Oct. 17) and five at Boise State (Oct. 3).

2014: Redshirted.



Prep: A 2014 graduate of Trinity High School in Euless, Texas...a two-year varsity letterwinner...lined up at outside linebacker and safety...rated as the No. 158 safety nationally by 247Sports...a Texas *Associated Press* Sports Editors Class 5-A all-state honorable mention...earned second-team *Fort Worth Star-Telegram* Super Team honors...named all-District 6-5A first team and all-VYPE Greater Fort Worth second team...finished with 75 tackles, four interceptions, and 12 pass breakups...helped Trinity to the Class 5-A Division I regional final game...as a junior, named second team all-district as a linebacker and helped Trinity to the regional semifinals...tallied 62 tackles and one interception...part of two district championship squads.

Personal: Born in Kinshasa, Congo...nickname is "Dano"...major is sociology...has four older brothers and one older sister...parents are Pierre Tshiaba of Dallas, Texas, and Marie Mulanga of Bedford, Texas.

CAREER STATISTICS

DEFENSE	G	UA	A	TOTAL	TFL	SACKS	PD	FF	FR	INT
2015	10	26	14	40	0.5	0.0	1	2	0	1
2016	12	8	2	10	1.0	0.0	0	0	0	0
Totals	22	34	16	50	1.5	0.0	1	2	0	1



KUMOKU NOA

Wide Receiver
5-11 » 175 » Freshman
Honolulu, O'ahu » Kamehameha Schools-Kapālama

2016: Redshirted.

Prep: A 2016 graduate of Kamehameha Schools-Kapālama...a three-year varsity letterwinner and two-year starter at wide receiver for the Warriors...as a senior, named first team all-state by the *Honolulu Star-Advertiser*, *ScoringLive*, and *KHON Cover2*...also earned all-league first-team honors after hauling in 55 catches for 1,234 yards and 16 touchdowns, the second-highest totals in the state...earned second-team all-league recognition as a junior...for his career, tallied 77 receptions for 1,809 yards and 26 touchdowns...also a three-year varsity letterwinner in basketball...named all-league honorable mention in basketball as a junior.

Personal: Born in Honolulu, O'ahu...nickname is "Moku"...majoring in kinesiology...has six brothers and two sisters...older brother Kanawai is a wide receiver at Cal...four other older brothers played collegiate football...older brothers Kilinahe (2001-04) and Waikalua (2006), father Henry (1972-74) and cousin Kaulana (1996-99) all suited up at UH...brothers Kalua (Portland State) and 'Ano (Menlo) also played collegiately...parents are Henry and Keolani Noa of Honolulu, O'ahu.



MATT NORMAN

Offensive Line
6-5 » 270 » Senior
Monrovia, Calif. » Fullerton College

2016 (Junior): Appeared in nine games as a reserve offensive lineman and on special teams.

2015: Redshirted.

Prior To UH: Played two seasons at Fullerton College...named first team all-Region III and first team all-conference following his sophomore year...during freshman year, was a member of state championship runner-up squad...during his career at FC, the Hornets were two-time Southern Conference champions, accumulating over 4,500 yards of total offense in his sophomore season.

Prep: A 2013 graduate of Monrovia High School in California...was a member of three straight CIF-Southern Section Mid-Valley championship teams as an offensive lineman, with MHS earning four consecutive Rio Hondo League titles...earned first-team all-Mid-Valley and all-area honors as a senior.

Personal: Born in Monrovia, Calif...majoring in sociology...has one younger brother, Ian...parents are Brian and Julie Norman of Monrovia, Calif.



JOEY NU'UANU- KUHI'IKI

Defensive Line
6-3 » 260 » Freshman
Wai'anae, O'ahu » Wai'anae HS



2016: Redshirted.

Prep: A 2016 graduate of Wai'anae High School on O'ahu...a four-year letterman in football...named all-state honorable mention as a defensive lineman by the *Honolulu Star-Advertiser*...also earned all-OIA Red Division second-team honors...helped lead Wai'anae to an HHSAA Division I state semifinal appearance...selected to play in the Junior Prep Sports Paradise Football Classic at Aloha Stadium...also lettered one year each in wrestling and track...an honor roll student...graduated cum laude.

Personal: Born in Honolulu, O'ahu...major is undecided...has three younger sisters and two younger brothers...parents are Jonah and Dayna Kuhi'iki of Wai'anae, O'ahu.



IKEM OKEKE

Linebacker
6-0 » 220 » Sophomore
Las Vegas, Nev. » Bishop Gorman HS



2016 (Freshman): Appeared in 11 games as a linebacker and a key player on UH's kick coverage teams...recorded nine tackles (6 solo, 3 assisted) on the year...appeared in his first career game at Arizona (Sept. 17)...recorded his first career tackle against Nevada (Oct. 1)...logged multiple tackles at San José State (Oct. 8) and versus Boise State (Nov. 12)...made his first career start at "WILL" linebacker in the Hawai'i Bowl (Dec. 24) versus Middle Tennessee...provided the turning point in UH's win with a sack and forced fumble that set up the team's first touchdown and the start of 28 unanswered points by UH...finished the game with a season-best four tackles.

Prep: A 2016 graduate of Bishop Gorman High School in Las Vegas, Nev...started at outside linebacker for the Gaels who won not only consecutive Nevada Division 1 State Championships, but two straight *USA Today* Super 25 National Championships...registered 42 tackles (27 solo) as a senior, including three for loss, with one sack and one interception, forcing one fumble and recovering two...earned first-team all-Southwest League and SilverStatePreps all-Southwest honors, also receiving NevadaPreps all-state honorable mention...listed on the Nevada Prep Report All-Prospect Team...was named to the *Las Vegas Sun* Preseason All-City Team prior to the 2015 season...as a junior, logged 56 tackles (45 solo) with 16.5 for loss, seven sacks, one interception and three forced fumbles...earned first-team all-Southwest League honors as a junior...rated a three-star recruit by Rivals, Scout and 247Sports...ranked as the No. 10 outside linebacker in the west and first in Nevada by Scout...ranked as the No. 6 player in Nevada by 247Sports, also the No. 10 player in the state by Rivals...was coached at Bishop Gorman by Hawai'i alum Chris Brown (1999-2002)...teammate of fellow Rainbow Warrior Kalen Hicks.

Personal: Born in Philadelphia, Pa...major is undecided...older brother, Obim, is a running back at Baylor...parents are Matthew and Chinyere Okeke of Las Vegas, Nev.

CAREER STATISTICS

DEFENSE	G	UA	A	TOTAL	TFL	SACKS	PD	FF	FR	INT
2016	11	6	3	9	1.0	1.0	0	1	0	0



KAIMANA PADELLO

Defensive Line
6-0 » 205 » Sophomore
Mililani, O'ahu » Mililani HS



2016 (Freshman): Appeared in all 14 games as a reserve defensive lineman and on special teams...recorded three total tackles, all solo...played his

first career game against California (Aug. 27) in Australia...made his first career tackle versus UT Martin (Sept. 10)...registered 2.0 tackles for loss, one apiece against San José State (Oct. 8) and UNLV (Oct. 15), including a sack in UH's road win against the Spartans...blocked a punt against UNLV in the third quarter, which set up a UH score...selected all-MW academic.

Prep: A 2016 graduate of Mililani High School on O'ahu...earned three varsity letters in football...a two-time all-state second-team selection...also twice named to the all-Oahu Interscholastic Association (OIA) first team...tallied 47 sacks during his three-year career...as a senior, logged 35 tackles and 19 sacks...had 16 sacks as a junior and 12 as a sophomore...member of squad that captured the 2014 HHSAA Division I state championship...also won a pair of OIA titles as a Trojan...an honor roll student.

Personal: Born in Waipahu, O'ahu...nickname is "Mana"...major is undecided...has two older brothers and one younger sister...older brother KK is a linebacker for the Rainbow Warriors...parents are Dwayne and Christy Padello of Mililani, O'ahu.

CAREER STATISTICS

DEFENSE	G	UA	A	TOTAL	TFL	SACKS	PD	FF	FR	INT
2016	14	3	0	3	2.0	1.0	0	0	0	0



AUSTIN PANG KEE

Defensive Back
5-11 » 155 » Sophomore
Kāne'ohe, O'ahu » Damien HS



2016 (Freshman): Member of the scout team...did not appear in any games.

Prep: A 2015 graduate of Damien Memorial School in Honolulu...a three-year letterwinner in football for the Monarchs...lined up at both cornerback and safety...an honor roll student.

Personal: Born in Honolulu, O'ahu...nickname is "PK"...majoring in kinesiology...has one older sister...father, Tony, played football for the Rainbow Warriors (1990-91)...parents are Tony and Stacy Pang Kee of Kāne'ohe, O'ahu.



DON'YEH PATTERSON

Wide Receiver
6-0 » 195 » Junior
Carson, Calif. » Carson HS



2016 (Sophomore): Appeared in one game against Nevada (Oct. 1).


2015: Did not play football.

2014: Redshirted.

Prep: A 2014 graduate of Carson High School in California...lined up at wide receiver and defensive back...an all-league and all-city selection as a senior...tallied 36 catches for 518 yards and four touchdowns...also tallied 56 tackles, two pass break-ups and two forced fumbles...tabbed as a top 100 player

in California by Rivals...played junior season at Dominguez High School in Compton, Calif...earned all-league honors on squad that advanced to the CIF semifinals...played sophomore season at Narbonne High School in Harbor City, Calif...member of squad that captured the city championship.

Personal: Born in Carson, Calif...nickname is "Yeez"...a sociology major...related to former NFL players Keyshawn Johnson (cousin) and Brandon Manumaleuna (uncle)...cousin Michael Thomas played for Ohio State and was a 2016 draft pick of the New Orleans Saints...uncle Jaison Williams played wide receiver at Oregon...has three younger brothers and four younger sisters...parents are Larry Patterson Jr., and Traneicia Chatman of Los Angeles, Calif.



CHRIS POSA

Offensive Line
6-4 » 290 » Senior
Commerce, Mich. » Alabama



2016 (Junior): Reserve lineman appeared in four of the final five games of the season...played in his first career game at San Diego State (Nov. 5).

Prior To UH: Graduated from the University of Alabama in three years with a degree in engineering...walk-on offensive lineman was a member of the Crimson Tide squad that captured the 2015 national championship and back-to-back SEC championships...did not appear in any games.

Prep: A 2013 graduate of Orchard Lake St. Mary's Prep in Michigan...named all-league as a senior...member of the 2011 state championship team as a junior...team also captured district and regional championships in each of his three seasons...also lettered in wrestling and track and field...a member of the National Honor Society...graduated summa cum laude with a Top 10 GPA in the senior class.

Personal: Born in Commerce, Mich...has one older brother and one younger sister...parents are Ron and Diane Posa of Commerce, Mich.



JEREMIAH PRITCHARD

Linebacker
6-0 » 210 » Sophomore
Leone, America Samoa » Silverado HS



2016 (Freshman): True freshman appeared in 11 games, making two starts at 'WILL' linebacker...started games at Michigan (Sept. 3) and at Air

Force (Oct. 22)...registered 31 total tackles (21 solo, 10 assisted), including 3.5 tackles-for-loss...recorded a season-high six tackles played in his first career game against California (Aug. 27) in Australia...matched his season-high in tackles against Air Force with six stops during his second start of the year...registered a season-best 2.0 tackles-for-loss at Michigan (Sept. 3)...forced a fumble against UT Martin (Sept. 10) in his first home game...broke up a pass versus Massachusetts (Nov. 26).

Prep: A 2016 graduate of Silverado High School in Paradise, Nev...played his senior season under former NFL all-Pro quarterback Randall Cunningham, posting 67 tackles to lead the Skyhawks...posted four interceptions and aided the team to its first playoff victory in eight years...received second-team all-Northeast League honors, was named to the Nevada Preps all-state second team and was also listed on Nevada Prep Report's All-Prospect Team...lined up for the West in the Blue-Grey All-American Bowl at AT&T Stadium in Arlington, Texas, coached by NFL veteran Mark McMillian...played for the Sunrise Region in the West Charleston Lions Club Charity All-Star Football Game and was named the Defensive MVP, a performance highlighted by a sack and forced fumble that generated a touchdown recovery...rated a three-star prospect by Rivals, Scout and 247Sports...played junior season for Farrington High School in Honolulu...registered 48 tackles in nine games, including four sacks, as part of a Governors team that finished third in the Oahu Interscholastic

Association (OIA) and advanced to the state semifinals before falling to eventual state champion Mililani...following his junior season, was ranked the No. 2 outside linebacker in Hawai'i and 17th in the West by Scout...originally from American Samoa, moved to O'ahu prior to his junior year of high school.

Personal: Born in Pago Pago, American Samoa...major is undecided...has four brothers...parents are Shiloh and Eleanor Pritchard of Las Vegas, Nev.

CAREER STATISTICS

DEFENSE	G	UA	A	TOTAL	TFL	SACKS	PD	FF	FR	INT
2016	11	21	10	31	3.5	0.0	1	1	0	0



DIOCEMY SAINT JUSTE

Running Back
5-8 » 200 » Senior
Boynton Beach, Fla. » Santaluces HS

2016 (Junior): Appeared in 12 games with 11 starts at running back...just the ninth player in school history to rush for 1,000 yards in a season...carried the ball a team-high 165 times for 1,006

yards and three touchdowns...recorded rushing touchdowns vs. California (Aug. 27), UT Martin (Sept. 10) and Massachusetts (Nov. 26)...averaged 6.1 yards per carry and 83.3 ypg...had four 100-yard rushing games...also made eight receptions for 56 yards and a score...rushed for a career-best 205 yards on 19 carries against Nevada (Oct. 1), the eighth-best performance in school history...became only the 10th player in UH history to surpass 200 yards in a game...set a new UH bowl record by rushing for 170 yards on a career-high 25 carries in a Hawai'i Bowl win over Middle Tennessee (Dec. 24)...also surpassed the century mark in the season opener against California (Aug. 27) with 118 yards and in the regular-season-finale against Massachusetts (Nov. 26) with 122 yards...had 10 carries of 20 yards or longer and four runs of 40 yards or longer...logged four of the top six longest rushing plays of the year, including a career-long 59-yarder in the third quarter against Nevada...also went for 55 yards in the first quarter against UNLV (Oct. 15) and for 53 yards and a score against California...collected a career-high three receptions out of the backfield versus UT Martin (Sept. 10) and picked up a career-long 34-yarder versus Cal...missed only games of the season at San Diego State (Nov. 5) and vs. Boise State (Nov. 12).

2015: Redshirted...sustained injury during fall camp.

2014 (Sophomore): Appeared in all 13 games as a backup running back...also started the first two games at kickoff returner...finished the season with 73 carries for 372 yards (5.1 avg.) and three touchdowns...made six kickoff returns for 108 yards (18.0 avg.)...set career-highs with 17 carries for 135 yards against Wyoming (Oct. 11)...also rushed for a touchdown against the Cowboys...ran 11 times for 81 yards and a score against UNLV (Nov. 22)...scored a TD on seven carries (30 yards) versus Utah State (Nov. 1)...averaged 21.5 yards on four kickoff returns in season-opener against Washington (Aug. 30).

2013 (Freshman): Appeared in all 12 games at running back...rushed 50 times for 214 yards, averaging 4.3 yards per carry...also had two receptions for seven yards...took over the starting kickoff-return duties midway through the season and averaged 25.1 yards on 14 returns...had a 78-yard kickoff return against Colorado State...three returns of over 30-yards...season-highs of 12 rushes for 82 yards, including a 41-yard rush at Nevada (Sept. 21)...averaged 37.5 yards on four kickoff returns versus Colorado State (Oct. 26)...rushed seven times for 48 yards at Utah State (Nov. 2)...named to the academic all-MW team.

Prep: A 2013 graduate of Santaluces High School in Lantana, Fla...rated the 76th-best running back recruit nationally by 247Sports...selected to the *Palm Beach Post's* all-area first team...rushed for 1,243 yards on 166 carries and 16 touchdowns...ranked third in Palm Beach County in rushing yards and rushed for more touchdowns than any running back in Class 5A-8A...also caught 14 passes for 114 yards and one touchdown...rushed for 262 yards on 21

attempts and two touchdowns of 41 yards and 55 yards against West Boca...posted six touchdowns of 50 yards or more...named a *Sun Sentinel* second team All-Star...team's Offensive MVP...selected to play in the Palm Beach County-Treasure Coast All-Star Game...had only played organized football for three years when he graduated high school...also competed in track and field for three years...placed 12th in the 100-meter dash at the 4A District 9 meet in 2012 and was fourth at the 4A District 10 meet in 2011...part of the 4x100-meter relay team that advanced to the District meet in 2013...attended Atlantic Community High School as a freshman and sophomore before transferring to Santaluces.

Personal: Born in Boynton Beach, Fla...nickname is "Dee"...majoring in sociology...parents are Reynolds and Juslene Saint Juste of Boynton Beach, Fla.

CAREER STATISTICS

RUSHING	G	Att	Yds	TD	Lg	Y/C	Y/G
2013	12	50	214	0	41	4.3	17.8
2014	13	73	372	3	52	5.1	28.6
2015			-Redshirted-				
2016	12	165	1006	3	59	6.1	83.8
TOTAL	37	288	1592	6	59	5.5	43.0

RECEIVING	G	Rec	Yds	TD	Lg	R/G	Y/R	Y/G
2013	12	2	7	0	6	0.2	3.5	0.6
2014	13	1	-1	0	-	0.0	0.0	0.0
2015			-Redshirted-					
2016	12	8	56	1	34	0.7	7.0	4.7
TOTAL	37	11	62	1	34	0.3	5.6	1.7

KICK RETURNS	G	No.	Yds	TD	Lg	Y/R	Y/G
2013	12	14	352	0	78	25.1	29.3
2014	13	6	108	0	40	18.0	8.3
2015			-Redshirted-				
2016	12	0	0	0	0	0.0	0.0
TOTAL	37	20	460	0	78	23.0	12.4





SCHEYENNE SANITOA

Defensive Back

6-0 » 200 » Freshman

Fagatogo, American Samoa » Samoana HS

2016: Redshirted.

Prep: A 2016 graduate of Samoana High School in Utulei, American Samoa...played free safety...was a standout in the JPS Paradise Classic at Aloha Stadium, earning JPSC Defensive MVP, making two interceptions in the championship game...also a baseball and track and field standout in American Samoa...named to the 2014-15 ASHSAA Baseball All-Star second team...also represented his home country in the sprints at the 2015 IAAF World Youth Championships and 2016 IAAF World Indoor Championships...school's 2016 Male Scholar Athlete and a 2016 U.S. Army Reserve National Scholar Athlete.

Personal: Born in Fagaalu, American Samoa...nickname is "Schey"...major is undecided...has four brothers and two sisters...older brother Sonny was a three-year starter at defensive end at UNLV, completing his career in 2015...parents are Larry Sanitoa and Deanna Fuimaono of Pago Pago, American Samoa.



KEALA SANTIAGO

Defensive Back

6-0 » 200 » Sophomore

Hau'ula, O'ahu » Kahuku HS

2016 (Freshman): True freshman appeared in 10 games at safety and on special teams...started against Boise State (Nov. 12)...recorded 11 total

tackles (7 solo, 4 assisted)...had one tackle-for-loss on a sack versus Nevada (Oct. 1), netting a 10-yard Wolf Pack loss...logged a pass breakup against UT Martin (Sept. 10)...had multiple tackles in three contests, including season-high three tackles at San José State (Oct. 8)...missed the final three games due to injury.

Prep: A 2016 graduate of Kahuku High School on O'ahu...a four-year letterwinner in football...played safety and returner for the Red Raiders...was a key member on one of the most dominant Hawai'i high school defenses in recent memory...led a unit that pitched six shutouts and held opponents to a 4.1 points-per-game average, en route to an undefeated 13-0 record, O'ahu Interscholastic Association (OIA) title and HHSAA State Championship...made 19 tackles and picked off eight passes as a senior, including two for touchdowns...forced a fumble and recovered another...as a senior, was named first-team all-state and state Defensive Player of the Year by *USA Today*, the *Honolulu Star-Advertiser*, *American Family Insurance All-USA Hawai'i*, *Cover2* and *ScoringLive*...also named the *Cover2* Chad Owens Award Winner for Hawai'i Special Teams Player of the Year, recording three punt returns for touchdowns on the year...was named 2015 OIA Red Defensive Player of the Year in addition to first-team all-OIA Red honors...as a junior, received first-team all-OIA Red honors and was *Cover2* all-state second team as a defensive back...rated a three-star recruit by Scout and 247Sports...also earned two letters in track and field...graduated cum laude.

Personal: Born in Honolulu, O'ahu...full given name is Louis Keala Santiago, Jr...a family resources major...father, Louis, and uncles Walter and Lane, played for UH in the 1980s...older sister Zhane was a member of the UH track team and soccer squads...cousins include current UH linebacker Rashaan Falemalu, former Rainbow Warrior Paipai Falemalu and former All-American and current New Orleans Saint Manti Teo...parents are Keala and Anue Santiago of Hau'ula, O'ahu.

CAREER STATISTICS

DEFENSE	G	UA	A	TOTAL	TFL	SACKS	PD	FF	FR	INT
2016	10	7	4	11	1.0	1.0	1	0	0	0



TERRENCE SAYLES

Defensive Back

6-3 » 195 » Junior

Kerens, Texas » Kerens HS

2016 (Sophomore): Member of the scout team...did not appear in any games.

2015: Did not play football.

2014: Redshirted.

Prior To UH: A member of the U.S. Army for five years (2008-13).

Prep: A 2008 graduate of Kerens High School in Texas...a three-sport athlete in football, basketball and track...earned three varsity letters in football while lining up at wide receiver and safety...a two-time all-district performer at safety...earned second-team honors as a senior and named honorable mention as a junior...also earned three letters in basketball...named to the 2008 all-Golden Circle boys basketball second team...MVP of the Kiwanis Tournament...a two-time letterwinner in track...part of 4x100-meter relay team that set a school record...finished fourth in the state championship in the event.

Personal: Born in Corsicana, Texas...full name is Terrence Lamonte Sayles...a sociology major...has one brother and four sisters...parents are Reginald Sayles of Harrisburg, Pa., and Sharon Jefferson of Kerens, Texas.



BEN SCRUTON

Defensive Back

6-1 » 200 » Sophomore

Melbourne, Australia » Melbourne University

2016 (Freshman): Appeared in 10 games on special teams...recorded six total tackles (2 solo, 4 assisted) on kick coverage...played his first career game against Nevada (Oct. 1)...tallied his first career tackles at San José State (Oct. 8), logging a season-high two stops...ran a successful fake punt play against Massachusetts (Nov. 26), rushing for 14 yards for a first down to set up a crucial fourth-quarter UH score...named academic all-MW.

Prior To UH: Attended Melbourne University for one year...played one season for the school's Melbourne University Royals club football team.

Prep: A 2014 graduate of Carey Baptist Grammar in Melbourne, Australia...participated in four sports: cricket, football, volleyball, and track and field...team captain and Alec Jameson Boys Memorial Prize winner as the top athlete on the track and field squad...competed in the 100- and 200-meter dash, long jump, and triple jump.

Personal: Born in Sydney, Australia...nickname is "Scrut"...major is undecided...has two younger brothers and two younger sisters...parents are Noel Scruton and Michelle Hubbard of Melbourne, Australia.





DEVAN STUBBLEFIELD

Wide Receiver

6-0 » 190 » Junior

'Ewa Beach, O'ahu » Saint Louis School

2016 (Sophomore): Injured and did not appear in any games.

2015 (Freshman): Appeared in 12 of 13 games at wide receiver...started eight games, including the final seven contests on the slate...ranked second on the team in both receptions and yards, making 30 catches for 351 yards...led the team in receiving touchdowns with four...had a breakout game against UC Davis (Sept. 19), reeling in six catches for a career-best 108 yards, including his first career touchdown...also made a career-high eight receptions for 91 yards at Nevada (Oct. 24), becoming the first UH player to record two receiving touchdowns on the year...registered his second 100-yard game with 101 yards on three catches against San José State, including grabbing a deflected pass and racing a career-long 77 yards for the third-quarter score.

2014: Redshirted...suffered season-ending knee injury during fall camp.

Prep: A 2014 graduate of Saint Louis School in Honolulu, O'ahu...rated as the No. 6 prospect in Hawai'i by ESPN and No. 9 by Scout...also ranked as the No. 149 wide receiver nationally...*Honolulu Star-Advertiser* and *ScoringLive* all-state first team...2013 American Family Insurance all-USA Hawai'i Football team...tallied 45 catches for 861 yards and 12 TDs...averaged 18.2 yards per catch and 117.3 receiving yards per game...ranked fourth in the state in receiving yards...in the final two weeks of the season, had 11 catches for 185 yards and two TDs against Punahou and 12 catches for 223 yards and two scores against Kamehameha...participated in the H.U.B. Foundation Goodwill Senior Bowl and was named the game's Most Valuable Player after catching two TD passes...selected to participate in the Blue-Grey All-American Game in Arlington, Texas...earned all-state honorable mention and second-team all-ILH honors in 2012 as a junior...also a standout baseball player...batted .309 for Crusader squad that captured school's first state championship in nearly 40 years...earned second-team all-league honors as a junior outfielder...earned three letters in track...part of 4x100-meter relay team that finished third in the state in 2013.

Personal: Born in Lumberton, N.C...a sociology major...has one younger brother and one younger sister...parents are Marcus and Stephanie Stubblefield of 'Ewa Beach, O'ahu.

CAREER STATISTICS

RECEIVING	G	Rec	Yds	TD	Lg	R/G	Y/R	Y/G
2015	12	30	351	4	77	2.5	11.7	29.3



ALESANA SUNIA

Offensive Line

6-3 » 305 » Freshman

Leone, American Samoa » Leone HS

2016: Redshirted.

Prep: A 2016 graduate of Leone High School in American Samoa...a three-year letterwinner in football...lined up at right guard, right tackle, defensive end and defensive tackle for Leone...named league's Offensive Tackle of the Year as a junior and Lineman of the Year as a senior...Leone's Male Student Athlete of the Year as a senior...also earned two letters in rugby...member of the 2014 American Samoa DOE rugby championship squad.

Personal: Born in Leone, American Samoa...full given name is Andrew Lepapa Alexander Sunia...major is undecided...related to former UH players Jason Laumoli, Tama Satele and Jesse Sapolu...has four brothers and two sisters...parents are Liupua Andrew and Palagi Sunia of Leone, American Samoa.



JAHLANI TAVAI

Linebacker

6-4 » 235 » Junior

Inglewood, Calif. » Mira Costa HS

2017 BEDNARIK AWARD WATCH LIST

2016 (Sophomore): Received all-Mountain West first-team honors...named to the watch list for Polynesian College Football Player of the Year Award...started all 14 games at 'MIKE' linebacker...led the team and ranked sixth in the Mountain West and 29th nationally with 129 total tackles (86 solo, 43 assisted)...became the first UH player to record over 100 tackles in a season since 2011...also topped the Mountain West and finished 18th in the NCAA with 19.5 tackles-for-loss...recorded a team-high and MW sixth-best 7.0 sacks on the year...also finished with two forced fumbles, two fumble recoveries, one interception, one pass breakup and four quarterback hurries...collected his first interception and fumble recovery against UT Martin (Sept. 10)...his interception came in the endzone to squash a UT Martin scoring drive...reached double-digit tackles in eight games, topped by a career-high 14 stops versus UNLV (Oct. 15), including nine solo stops and 1.5 for loss...also reached 13 tackles twice, against California (Aug. 27) in Australia and at Air Force (Oct. 22)...twice reached career highs of 3.0 tackles-for-loss, at San José State (Oct. 8) and in a key rivalry win at Fresno State (Nov. 19)...recorded career highs of 2.0 sacks in the double-overtime victory at Air Force and versus Massachusetts (Nov. 26)...received MW Defensive Player of the Week honors on Oct. 24, following the Air Force game, highlighted by a sack and forced fumble that set up a critical UH touchdown.

2015 (Freshman): Appeared in all 13 games, starting 11 contests at outside linebacker...ranked seventh on the team with 56 total tackles (26 solo, 30 assisted), including a team fourth-best 5.0 for loss and team second-best 3.0 sacks...recorded the lone safety of the year, dragging down San José State (Nov. 21) quarterback Kenny Potter for the sack...recorded a season-high eight tackles at New Mexico (Oct. 17) with a half sack...also recorded seven stops with a sack against Fresno State (Nov. 14)...registered 1.5 TFL twice, at UNLV (Nov. 7) and versus San José State...made at least four tackles in nine games...proved another skill in his repertoire with a pair of rugby-style punts against Louisiana Monroe (Nov. 28), averaging 54.0 yards.

2014: Redshirted.

Prep: A 2014 graduate of Mira Costa High School in Manhattan Beach, Calif...rated as the No. 305 athlete nationally by 247Sports...played on the defensive line and at tight end...served as team captain...as a senior, named all-CIF Southern Section Northern Division first team and all-Bay League first team...recorded 67 tackles at nose guard and had 20 receptions and two touchdowns at tight end...had three sacks and scored on a touchdown reception in a CIF-SS Northern Division playoff game win over Highland...helped Mira Costa to a second-place Bay League finish and to the quarterfinals of the Northern Division playoffs...had 55 tackles and an interception as a junior while garnering all-league and all-area honors...also a standout in rugby...named to the U.S. National U-18 rugby team...led Mira Costa to an undefeated 2014 season and the Division 2 state championship...a two-time all-state and All-American selection...also lettered in volleyball and track...Bay League champion in the discus as a sophomore.

Personal: Born in Inglewood, Calif...full name is Jahlani Karl Tavai...major is family resources...has five brothers and one sister...two older brothers played Division I football...Jordan was a defensive lineman at Kansas, while J.R. was a linebacker at USC and the Tennessee Titans...parents are William and Nafanua Tavai of Inglewood, Calif.

CAREER STATISTICS

DEFENSE	G	UA	A	TOTAL	TFL	SACKS	PD	FF	FR	INT
2015	13	26	30	56	5.0	3.0	0	0	0	0
2016	14	86	43	129	19.5	7.0	3	2	2	1
TOTAL	27	112	73	185	24.5	10.0	3	2	2	1



KALAKAUA TIMOTEO

Wide Receiver
6-1 » 190 » Sophomore
Mililani, O'ahu » Mililani HS

81

2016 (Freshman): True freshman appeared in 12 games at receiver, primarily in the 'Z' slot...finished the season with 11 catches for 111 yards...aver-

aged 10.1 yards per catch...played in his first career game versus California (Aug. 27) in Australia...caught at least one pass in five games...made his first career reception at Arizona (Sept. 17)...had a season-high three catches for 35 yards against the Wildcats...posted his longest catch of the year at Arizona, a 15-yarder...also had three receptions for 28 yards at San José State (Oct. 8).

Prep: A 2016 graduate of Mililani High School on O'ahu...received first-team honors on the *Honolulu Star-Advertiser* all-state, Cover2 all-state, ScoringLive all-Hawai'i Football Division I, American Family Insurance all-USA Hawai'i and all-OIA Blue teams during both his junior and senior seasons...was a key component in Mililani's HHSAA State Championship in 2014, making 56 catches for 1,025 yards and 11 touchdowns as a junior...as a senior, hauled in 70 catches for 1,345 yards and 22 touchdowns in 12 games for the Trojans, who reached the state semifinals...rated a three-star recruit by 247Sports, Rivals and Scout...earned a No. 8 in-state ranking and was a consensus No. 2 wide receiver in Hawai'i among the recruiting services...holds school record for most receiving yards in a game, racking up 199 in a 45-20 win over Wai'anae High School...also reached 193 yards twice against Kapolei and Liberty (Nev.).

Personal: Born in Honolulu, O'ahu...nickname is "Kala"...majoring in Pacific Islands Studies...related to former NFL fullback Chris Fuamatu Ma'afala...mother is Jocelyn Timoteo of Mililani, O'ahu.

CAREER STATISTICS

RECEIVING	G	Rec	Yds	TD	Lg	R/G	Y/R	Y/G
2016	12	11	111	0	15	0.9	10.1	9.3



MYKAL TOLLIVER

Defensive Back
6-0 » 175 » Freshman
Bellflower, Calif. » St. John Bosco HS

24

2016: Redshirted.

Prep: A 2016 graduate of St. John Bosco High School in Bellflower, Calif., where he played cornerback...in his senior season, the Braves earned a 14-1 record against arguably the toughest competition in California, finishing as Pac-5 Division Runner-up and No. 11 nationally in the *USA Today* Super 25 national rankings...during his junior season, SJBHS finished with a 12-2 record and tied for 19th in the national composite rankings...as a senior, recorded 38 total tackles (30 solo) with one for loss, making one interception and deflecting 13 passes...as a junior, posted 52 total tackles (42 solo) and made four interceptions, including three for touchdowns and 142 yards in returns as SJBH finished with a 14-2 mark...also deflected eight passes as a junior and forced a fumble...for his efforts, was named to the Cal-Hi Sports All-State Juniors third team, *Long Beach Press Telegram* Dream Team second team and all-Trinity League first team...rated a three-star recruit by Rivals, Scout, 247Sports and ESPN...ranked as the No. 64 cornerback nationally and No. 11 corner in the West...also sprinted for the track and field team, competing in the 100-meter, 200-meter and relays...transferred to St. John Bosco after spending his freshman and sophomore years at Mater Dei High School in Santa Ana, Calif...an honor roll student.

Personal: Born in Rancho Cucamonga, Calif...nickname is "Tolli"...major is undecided...father was a multi-sport athlete at Long Beach State, competing in football, basketball, and track...father is Michael Tolliver of Rancho Cucamonga, Calif.



NIC TOM

Wide Receiver
5-9 » 180 » Freshman
Honolulu, O'ahu » Kaiser HS

34

2016: Redshirted.

Prep: A 2016 graduate of Kaiser High School on O'ahu...a three-year letterwinner in football...versatile player who lined up at cornerback, safety, wide receiver, punter, punt returner and kickoff returner...as a senior, was the starting quarterback while playing both sides of the ball...named to ScoringLive's all-state first team as a utility player...named second team all-state as a defensive back by Cover2...also a two-time all-league selection...member of the Cougars' 2013 squad that captured the O'ahu Interscholastic Association (OIA) title and the HHSAA Division II state championship under former UH player and coach Rich Miano...coached on defense by former UH defensive back Richard Torres...a four-year starting point guard on the Kaiser basketball squad...helped lead team to a pair of OIA titles and the 2015 Division II state title...team also advanced to the Division I state semifinals in 2016...a two-time team captain and all-state honorable mention...in track, claimed the OIA East championship and was a state semifinalist in the 100-meter as a junior...also part of 4x100-meter relay team that advanced to the state finals.

Personal: Born in Honolulu, O'ahu...intends to major in kinesiology...has one younger brother...parents are Dave Tom and Wendy Kaleiwahea of Honolulu, O'ahu.



ALEX TRIFONOVITCH

Punter
6-1 » 180 » Sophomore
Honolulu, O'ahu » Punahou School

46

2016 (Freshman): Reserve kicker made one appearance...played his first career game versus UT Martin (Sept. 10), starting as the kickoff specialist...kicked off three times in the first half versus the Skyhawks for 160 yards and a 53.3 yard average.

2015: Redshirted.

Prep: A 2015 graduate of Punahou School on O'ahu...one of the nation's top punting prospects, he was named the first team All-America punter by Chris Sailer Kicking...member of Punahou's Division I state championship squad in 2013 and state runner-up in 2014, averaging 47.8 yards per punt as a senior, dropping five punts inside the 20...named all-ILH second team as a senior...earned *Honolulu Star-Advertiser* second team all-state as a junior...selected on ScoringLive all-Hawai'i Division I first team in 2014...earned numerous camp and contest awards, including 2014 Vegas Spring Event Punt Finalist, 2014 Vegas Spring Event Field Goal Finalist, 2014 Hawai'i Summer Camp Kickoff Champion and 2015 Vegas XXV Punt Finalist.

Personal: Born in Honolulu, O'ahu...majoring in natural resources and environmental management...received the Award for Excellence in Art at Punahou...has two sisters, one older and one younger...parents are David and Kelli Trifonovitch of Honolulu, O'ahu.



DAKOTA TORRES

Tight End

6-2 » 245 » Junior

Wai'anae, O'ahu » Punahou School

45

2016 (Sophomore): Appeared in all 14 games, starting seven at tight end...collected 10 receptions for 74 yards and two touchdowns...scored versus

UNLV (Oct. 15) and Massachusetts (Nov. 26)...registered his biggest game against Boise State (Nov. 12), logging a career-high 35 yards on a season-best three catches...made a career-long 21-yard reception in the second quarter to set up UH's first score...also made two tackles on special teams.

2015 (Freshman): Appeared in 11 games with four starts at tight end before an injury sustained in the Fresno State (Nov. 14) game ended his season early...caught 11 passes for 98 yards and an 8.9 yards-per-catch average...made his first collegiate start at New Mexico (Oct. 17), following a breakout performance against San Diego State (Oct. 10) on Homecoming, reeling in a season-high four catches for 26 yards against the Aztecs...also registered a season-best 28 yards on three catches versus Fresno State...registered his longest reception of 19 yards at Nevada (Oct. 24).

2014: Redshirted.

Prep: A 2014 graduate of Punahou School in Honolulu, O'ahu...a three-year letterwinner in football...member of three straight league championship teams...rated as the No. 8 prospect in the state of Hawai'i by 247Sports and No. 13 by Scout...2013 American Family Insurance All-USA Hawai'i Football team as a linebacker...named honorable mention all-state by the *Honolulu Star-Advertiser* and to ScoringLive's all-Hawai'i Division I team...finished senior season with 19 catches for 323 yards and four TDs...helped lead Punahou to the HHSAA Division I state title and caught four passes for 66 yards and a TD in the championship game...participated in the H.U.B. Foundation Goodwill Senior Bowl...a two-time all-league selection, including first-team honors in 2013...also lettered twice in volleyball and once in track...named all-league honorable mention in volleyball.

Personal: Born in Wai'anae, O'ahu...nickname is "Kota"...a family resources major...has one older brother and one younger sister...parents are Darren and Lesley Torres of Wai'anae, O'ahu.

CAREER STATISTICS

RECEIVING	G	Rec	Yds	TD	Lg	R/G	Y/R	Y/G
2015	11	11	98	0	19	1.0	8.9	8.9
2016	14	10	74	2	21	0.8	7.4	5.3
TOTAL	25	21	172	2	21	0.8	8.2	6.9



RYAN TUIASOA

Running Back

5-11 » 210 » Senior

Kailua, O'ahu » Weber State

48

2016 (Junior): Appeared in all 14 games on special teams...recorded a solo tackle against New Mexico (Oct. 29).

2015 (Sophomore): Appeared in all 13 games on special teams and as a reserve running back...carried the ball 18 times for 79 yards, with a season-long of 20 yards versus Fresno State (Nov. 14)...ran the ball a career-high 14 times for 49 yards in the season-ending victory over Louisiana Monroe (Nov. 28)...made one reception for 10 yards against Fresno State...serving as the off-returner on kickoff returns, he returned six kicks for 91 yards and a 15.2-yard average, including a season-long 20-yard return twice, at Nevada (Oct. 24) and versus San José State (Nov. 21)...made one tackle on special teams.

2014: Redshirted...earned team's offensive Scout Team Award.

Prior to UH: Attended Weber State University in Ogden, Utah, for one season...saw action in two games for the Wildcats in 2013 before being sidelined the rest of the year...recorded two tackles in his first career game, WSU's season-opening win over Stephen F. Austin...suffered a season-ending injury in the second game of the season at Utah.

Prep: A 2013 graduate of Punahou School in Honolulu, O'ahu...earned three varsity letters in football...lined up at running back and linebacker...as a senior in 2012, tallied 1,261 total yards and 21 touchdowns...had 160 carries for 936 yards and 17 touchdowns on the ground...averaged nearly 6.0 yards per carry...a first-team all-ILH and second-team all-state honoree at running back...participated in the H.U.B. Foundation Goodwill Senior Bowl...also earned all-league honorable mention as linebacker during his junior season...member of two ILH champion and two state runner-up squads...also a track standout...claimed the ILH championship in the 110-meter hurdles and advanced to the state finals...helped Punahou to two league track championships.

Personal: Born in Salt Lake City, Utah...nickname is "Tui"...majoring in sociology...cousin Reno Mahe played for Brigham Young and the Philadelphia Eagles...has one brother and three sisters...parents are Sione and Lori Tuiaso of Kailua, O'ahu.

CAREER STATISTICS

RUSHING	G	Att	Yds	TD	Lg	Y/C	Y/G
2015	13	18	79	0	20	4.4	6.1
2016	14	0	0	0	0	0.0	0.0
TOTAL	27	18	79	0	20	4.4	2.9



Class of 2017
RYAN TUIASOA



TUMUA TUINEI

Defensive Back

5-9 » 210 » Junior

Honolulu, O'ahu » Punahou School

88

2016 (Sophomore): Appeared in five games on special teams...moved to safety during the season...registered three total tackles, all solo...

recorded his first career tackle against Boise State (Nov. 12), one of two tackles against the Broncos...recorded the other tackle in the regular-season finale versus Massachusetts (Nov. 26).

2015 (Freshman): Appeared in one game on special teams against San Diego State (Oct. 10) on Homecoming...did not record any statistics.

2014: Redshirted...earned team's defensive Scout Team Award.

Prep: A 2014 graduate of Punahou School in Honolulu, O'ahu...earned three varsity letters in football...member of three straight ILH championship squads and 2013 state championship team...as a senior, recorded 80 tackles, 18 TFLs, six sacks and one blocked field goal...named first team all-league and all-state honorable mention...voted as team captain as a senior...selected as team Defensive MVP...also served as a team captain during the H.U.B. Foundation Goodwill Senior Bowl.

Personal: Born in Honolulu, O'ahu...full first name is Tumuaatasi...a communicology major...has two older brothers and one older sister...father, Tom, was a former UH standout and member of the NFL's Detroit Lions...uncle, Mark Tuinei, was a Pro Bowl offensive lineman and Super Bowl champion with the Dallas Cowboys...parents are Tom and Louise Tuinei of Honolulu, O'ahu.

CAREER STATISTICS

DEFENSE	G	UA	A	TOTAL	TFL	SACKS	PD	FF	FR	INT
2015	1	0	0	0	0.0	0.0	0	0	0	0
2016	5	3	0	3	0.0	0.0	0	0	0	0
TOTAL	6	3	0	3	0.0	0.0	0	0	0	0



DAVINE TULLIS

Wide Receiver

6-1 » 195 » Sophomore

Seattle, Wash. » Ballard HS

30

2016 (Freshman): Appeared in 12 games on special teams...tallied four total tackles on the year...played in his first career game in the opener versus

California (Aug. 27) in Australia...recorded his first career tackle in the double-overtime win at Air Force (Oct. 22), part of a season-high two-tackle performance...also had tackles versus New Mexico (Oct. 29) and Middle Tennessee in the Hawai'i Bowl (Dec. 24).

Prep: A 2016 graduate of Ballard High School in Seattle, Wash...played quarterback for a Beavers team that recorded an 8-3 record and a state tournament appearance for the program's best finish since 2003...as a senior, passed for 1,751 yards with 15 touchdowns...also rushed for 965 yards and nine scores...was named the 2015 (Seattle) Metro 3A Offensive Player of the Year...prior to Ballard, played three years of football at Bishop Blanchette High School in Seattle.

Personal: Born in San Francisco, Calif...nickname is "Tre-D"...intends to major in business...uncle is former UH player Gavin Robertson (1987-90)...has three sisters and one brother...parents are Daymon Tullis of Renton, Wash., and Tanita Terry of Tukwila, Wash.



TAAGA TUULIMA

Defensive Line

6-2 » 280 » Freshman

'Ewa Beach, O'ahu » 'Iolani School

63

2016: Redshirted.

Prep: A 2016 graduate of 'Iolani School in Honolulu, O'ahu...a three-year letterwinner and two-year starter while playing offensive tackle...part of the 2013 and '14 squads that captured both the Interscholastic League of Honolulu (ILH) championship and the Division II state title...earned all-ILH second-team honors as a senior...named the offensive MVP at the 2015 All-Poly Sports football camp in Layton, Utah...lettered twice in wrestling...finished third in the ILH in his weight class as a sophomore and second as a junior, while qualifying for the state tournament both years...also a thrower on the track and field team for two seasons...recipient of 'Iolani's Walter Goo Trophy for combined excellence in athletics and academics...an honor roll student...member of the Chinese National Honor Society...high school teammate of fellow Rainbow Warrior Josh Hauani'o

Personal: Born in 'Ewa Beach, O'ahu...intends to major in electrical engineering...has one younger brother...parents are Wayne and Puanani Tuulima of 'Ewa Beach, O'ahu.



FRED ULU-PERRY

Offensive Line

6-2 » 305 » Sophomore

Honolulu, O'ahu » UCLA

64

2016: Redshirted per NCAA transfer rules.

Prior To UH: Played the 2015 season at UCLA...earned playing time in eight games as a true freshman for the Bruins along the offensive line...also played defensive line and recorded three tackles.

Prep: A 2015 graduate of Saint Louis School in Honolulu, O'ahu, where he twice earned first-team all-state and all-league honors and was the Cover2 Olin Kreutz Award winner as the Lineman of the Year...rated as a four-star offensive line recruit, No. 189 on the Scout 300 and first-team Prep All-American by Scout...was selected to play in the Under Armour High School All-America Game...named to the PrepStar Top 150 Dream Team...ranked No. 69 in the nation by ESPN, also earning the distinction as the No. 1 nationally ranked offensive guard by Scout...rated as a four-star recruit and the nation's No. 3 center by 247Sports, as well as a No. 5 center ranking from Rivals...also lettered in basketball and track for the Crusaders...a state qualifier in the shot put and discus as a junior and senior.

Personal: Born in Honolulu, O'ahu...major is undecided...has six sisters...parents are Fred and Asofitu Perry of Honolulu, O'ahu.



METUISELA 'UNGA



Tight End

6-5 » 240 » Senior

Rochester, Calif. » Rancho Cucamonga HS

2016 (Junior): Appeared in 11 games, starting three at tight end...also held significant special teams roles...caught 12 passes for 189 yards and a

15.8 yards-per-catch average...second on the team in touchdown receptions...of his 12 catches, five went for touchdowns...recorded his first career touchdown versus UT Martin (Sept. 10) on a season-long 36-yard fourth-quarter reception...was a key for the scoring offense against Nevada, logging a career-high two touchdowns – the first coming on a twisting one-handed, highlight-reel grab just before the half; and the second in the third quarter...also scored a pair of touchdowns and had a season-high three catches for 54 yards in UH's Hawai'i Bowl win over Middle Tennessee (Dec. 24)...recorded three tackles on special teams, including his first career tackle at Arizona (Sept. 17).

2015 (Sophomore): Appeared in 12 of 13 games at tight end, only missing the UC Davis (Sept. 19) game due to injury...made seven starts at the position, reeling in 11 catches for 170 yards...made two catches for 19 yards in the season-opening win over Colorado (Sept. 3) and set new career receiving highs with three receptions for 48 yards at Nevada (Oct. 24), including a 28-yarder...made his longest catch of the season in the finale versus Louisiana Monroe (Nov. 28), reeling in a 40-yard catch, extending the UH first-quarter drive into ULM territory on the seventh-longest UH reception of the year.

2014 (Freshman): Appeared in nine games at tight end...caught one pass for 21 yards against Nevada (Oct. 25).


Prep: A 2012 graduate of Rancho Cucamonga High School in California...a first-team all-Baseline League selection as a linebacker by *Prep Sports Bulletin* during both his junior and senior seasons...selected to all-Valley first team as a tight end...played in the Inland Empire All-Star Classic...helped lead the Cougars to an 11-2 record, a second-place finish in the conference and the semifinals of the CIF Southern Section Inland Division playoffs as a senior...posted 28 tackles, including a season-high nine stops in the semifinal playoff loss to Centennial High School in 2011...also had one interception and recorded a safety against Redlands East Valley...caught 20 passes for 352 yards and two touchdowns as a senior...averaged 17.6 yards-per-catch and his longest reception went for 86 yards...as a junior, posted 44 tackles, 1.5 sacks and forced two fumbles...caught one pass for 15 yards.

Personal: Born in Rochester, Calif...majoring in family resources...has four older brothers who played Division I football; Paul (Arizona State), Feti (Oregon State), J.J. (Midwestern State) and Uani (Brigham Young)...J.J. was an offensive lineman for the Baltimore Ravens and Uani a linebacker for the New York Giants...younger brother Christopher plays for Utah State...cousin Harvey 'Unga was an all-conference running back for Brigham Young...also related to former NFL players Fahu Tahii, Reno Mahe, and Tim Manoa...parents are Chris and Ofa 'Unga of Rochester, Calif.

CAREER STATISTICS

RECEIVING	G	Rec	Yds	TD	Lg	R/G	Y/R	Y/G
2014	9	1	21	0	21	0.1	21.0	2.3
2015	12	11	170	0	40	0.9	15.5	14.2
2016	11	12	189	5	36	1.1	15.8	17.2
Totals	32	24	380	5	40	0.8	15.8	11.9

Class of 2017 METUISELA 'UNGA



JOHN URSUA



Wide Receiver

5-10 » 165 » Sophomore

Kailua-Kona, Hawai'i » Cedar City HS

2016 (Freshman): Appeared in all 14 games, making 13 starts at 'H' receiver on the inside...finished second on the team with 53 catches for

652 yards...hauled in three touchdown catches and had two 100-yard games...averaged 12.3 yards-per-catch...11 catches of 20 yards or more...had five or more catches in seven contests including a season-best seven receptions at Air Force (Oct. 22) and San Diego State (Oct. 22)...had seven catches for 108 yards at Air Force (Oct. 22)...among those catches was a 40-yard touchdown score that tied the game in the fourth quarter at Air Force (Oct. 22)...went over the century mark for the first time in his career against the Falcons...made seven catches at San Diego State (Nov. 5), accounting for 41 yards...scored his first career touchdown at Arizona (Sept. 17) on a 15-yard reception in the first quarter...led UH with six catches for a season-high 120 yards in its Hawai'i Bowl win over Middle Tennessee (Dec. 24)...caught a season-long 44-yard pass in the first quarter to set up a UH touchdown...also carried the ball four times for eight yards during the season...scored his first career rushing touchdown from the 5-yard line against Nevada (Oct. 1)...team's primary punt returner...logged eight returns for 63 yards...exploded for a 30-yard return versus New Mexico (Oct. 29), his longest return of the season.

2015: Redshirted...earned the team's offensive Scout Team Award.

Prior To UH: Served a two-year church mission in Paris, France.

Prep: A 2012 graduate of Cedar High School in Saratoga, Utah...earned a total of 12 varsity letters in football, baseball and track and field...rated by Rivals as the No. 10 prospect in the state of Utah, and No. 18 prospect in Utah by 247Sports...named Region 9 Offensive Most Valuable Player in his senior season, throwing for 1,005 yards and 10 touchdowns, and rushing for 1,539 and 16 touchdowns as quarterback at Cedar High School...named all-Valley Offensive Most Valuable Player and received class 4A all-state honorable mention as a Junior at Westlake High School, where he threw for 1,478 yards and 21 touchdowns, rushing for 723 yards with 14 touchdowns...also threw for 1,376 yards and 13 touchdowns as a sophomore...helped lead Kealahou High School to a BIF championship his freshman year before moving to Utah.

Personal: Born in Kailua-Kona, Hawai'i...nickname is "J-Dub"...a family resources major...speaks both French and Hawaiian...has two older brothers and two older sisters...both of his brothers played football at Southern Utah...parents are Larry and Laurie Ursua of Kailua-Kona, Hawai'i.

CAREER STATISTICS

RECEIVING	GP	Rec	Yards	TD	Lg	R/G	Y/R	Y/G
2016	14	53	652	3	44	3.8	12.3	46.6
RUSHING	G	Att	Yds	TD	Lg	Y/C	Y/G	
2015	14	4	8	1	5	2.0	0.6	
PUNT RETURNS	G	No.	Yds	TD	Lg	Y/R	Y/G	
2016	14	8	63	0	30	7.9	4.5	



JOHN WA'A

Offensive Line
6-4 » 315 » Senior
Hau'ula, O'ahu » Kahuku HS

2016 (Junior): Started all 14 games at left guard.

2015 (Sophomore): Appeared in 12 games on the interior offensive line, starting one game at left guard at New Mexico (Nov. 17).

2014 (Freshman): Appeared in 12 games on the offensive line...started first two games of the season at left guard...also played on special-teams unit.

2013: Redshirted...selected as the team's offensive Scout Team Award winner.

Prep: A 2013 graduate of Kahuku High School on O'ahu...rated as the No. 14 recruit in the state of Hawai'i by ESPN and No. 14 by 247Sports...two-time *Honolulu Star-Advertiser* all-state first-team pick...named O'ahu Interscholastic Association Red East first team during junior and senior years...participated in the H.U.B. Foundation Goodwill Senior Bowl...starting offensive lineman on two-time Division I state championship teams...helped anchor the line whose rushing offense was among the leaders in the state, including paving the way for former UH teammate Aofaga Wily's state-leading 1,744 rushing yards in 2012...was also high school teammates with current Rainbow Warrior Rashaan Falemalu.

Personal: Born in Honolulu, O'ahu...major is family resources...has one younger brother and one younger sister...parents are Harry and Tania Wa'a of Hau'ula, O'ahu.



AUSTIN WEBB

Offensive Line
6-8 » 310 » Sophomore
Dallas, Texas » Highland Park HS

2016 (Freshman): Member of the scout team...did not appear in any games.



2015: Redshirted.

Prep: A 2015 graduate of Highland Park High School in Dallas, Texas...played one year of varsity football under Randy Allen, starting primarily at right tackle during his senior season...helped Highland Park advance to the 6A Division II Area finals as district and co-champions.

Personal: Born in Lubbock, Texas...nickname is "Gator"...an economics major...has one older sister and three younger brothers...was an Eagle Scout...parents are Frank and Jamie Webb of Dallas, Texas.

MANLY WILLIAMS

Defensive Line
6-2 » 220 » Sophomore
Honolulu, O'ahu » Farrington HS

2016 (Freshman): Appeared in two games, at Arizona (Sept. 17) and versus Middle Tennessee (Dec. 24) in the Hawai'i Bowl.



2015: Redshirted...suffered a season-ending knee injury in fall camp.

Prep: A 2014 graduate of Farrington High School on O'ahu...played three seasons of varsity football...helped lead Farrington to the HHSAA Division I semifinals in 2012 and '13...recorded three interceptions, one sack, one forced fumble and one fumble recovery, while registering 44 tackles in his senior year, with 23 solo stops...collected nine career interceptions...rated as the No. 5 prospect in the state of Hawai'i by Scout and No. 9 by 247Sports...also ranked as the No. 118 outside linebacker nationally by Scout...named to the *Honolulu Star-Advertiser's* all-state third team in 2012 and '13...a first-team all-OIA Red East pick as a senior and honorable mention as a junior...participated in the H.U.B. Goodwill Senior Bowl...also played basketball for two seasons, aiding Farrington to the 2013 OIA title.

Personal: Born in Honolulu, O'ahu...nickname is "Pumba"...a finance major...older brother, Lance, played linebacker at UH before graduating in 2016...uncle Manly Williams also played at UH and earned second-team all-WAC honors...mother is Babe Williams of Honolulu.



RUSSELL WILLIAMS, JR.



Linebacker
6-1 » 230 » Senior
Elk Grove, Calif. » Sacramento City College

2016 (Junior): Appeared in nine games, with five starts at 'WILL' linebacker...ranked seventh among UH defenders and third for linebackers with 46 total tackles (26 solo, 20 assisted)...recorded 5.5 tackles-for-loss, including 1.5 sacks...registered a career-best 12 tackles against Nevada (Oct. 1), including one for loss...the following week at San José State (Oct. 8), reached six tackles, with a career-high 2.5 for loss and 1.5 sacks...also recorded a pass breakup and quarterback hurry in the win over the Spartans...accrued at least three tackles in all but one game and reached five or more in six contest.

2015 (Sophomore): Appeared in 12 games at linebacker, making his first career NCAA start against San Diego State (Oct. 10)...recorded 19 total tackles (10 solo, nine assisted)...reached a season-high four tackles in two games, at Boise State (Oct. 3) and versus Air Force (Oct. 31)...also made three tackles against Fresno State (Nov. 14).


Prior To UH: Played one season at Sacramento City College...aided SCC to a 7-4 record and East Bay Bowl Championship...selected California Community College Football Coaches Association (CCCCFA) first team All-America and first team all-Region I...finished second on the team with 77 total tackles (63 solo), including 11 for loss, and averaged 7.0 tackles per game...also tallied six sacks, two forced fumbles, and two pass breakups.

Prep: A 2014 graduate of Laguna Creek High School in California...played several positions including quarterback in three seasons...registered 48 tackles, including 34 solo stops as a senior...also made 14 receptions for 199 yards and two touchdowns...selected first team all-Delta Valley Conference as a senior and second team all-conference as a junior...also wrestled all four years of high school...was named Athlete of the Year in 2014.

Personal: Born in San José, Calif...nickname is "RJ"...majoring in sociology...has two older brothers, Eric and Jake; and two younger brothers, Marcus and Isaiah...parents are Russell Williams, Sr. and Ileana Bracken of San José, Calif.

CAREER STATISTICS

DEFENSE	G	UA	A	TOTAL	TFL	SACKS	PD	FF	FR	INT
2015	12	10	9	19	0.0	0.0	0	0	0	0
2016	9	26	20	46	5.5	1.5	1	0	0	0
TOTAL	21	36	29	65	5.5	1.5	1	0	0	0



ZACH WILSON



Defensive Back
5-11 » 170 » Sophomore
Upland, Calif. » Mt. San Antonio College

2016 (Freshman): Appeared in nine games on special teams and at cornerback...played in his first career game in Australia versus California (Aug. 27)...recorded two total tackles on the year, logging his first career stop at Michigan (Sept. 3) and another in the regular-season finale versus Massachusetts (Nov. 26).

Prior To UH: Attended Mt. San Antonio College in Walnut, Calif., part-time during the 2015 fall semester...did not play football.

Prep: A 2015 graduate of Upland High School in Upland, Calif...as a senior at UHS, registered 41 tackles and a team-best six interceptions...also recorded eight pass breakups and a forced fumble...earned second-team all-Baseline League honors...named Overall MVP at the 2011 National Underclassmen Combine in Evensville, Tenn...in 2012, was named to the National Underclassmen Combine Top Wide Receivers list...ran 200-meter and 400-meter sprints for the Upland track and field squad...part of 4x400-meter relay team that set a new school record...also lettered in football and baseball while attending Bishop Amat High School in La Puente, Calif.

Prep: Born in Scottsdale, Ariz...intends to major in business...older sister Mariah Iman Wilson is an actress and recording artist...parents are Anthony and Lorna Tate Wilson of Diamond Bar, Calif.

CAREER STATISTICS

DEFENSE	G	UA	A	TOTAL	TFL	SACKS	PD	FF	FR	INT
2016	9	1	1	2	0.0	0.0	0	0	0	0



Class of 2017
RUSSELL WILLIAMS JR.



MARCUS ARMSTRONG-BROWN

Wide Receiver
6-3 » 210 » Junior
Napa, Calif. » Diablo Valley College

85

Prior To UH: A two-year standout wide receiver at Diablo Valley College in Pleasant Hill, Calif...recorded 57 receptions for 638 yards and 10 touchdowns as a sophomore after being listed on the JGGridiron.com Preseason JUCO Wide Receiver Watch List (Calif.)...as a freshman, received all-Bay 6 League honors after making 55 catches for 869 yards and 10 touchdowns, including a 15.8 yards-per-catch average.

Prep: A 2013 graduate of Justin-Siena High School in Napa, Calif...rated as a three-star recruit by Scout...was starting quarterback in a split-veer offense as a senior, accounting for 776 yards passing with eight touchdowns, and 851 yards rushing for 11 scores...returned 11 punts for 211 yards and a 19.2-yard average...also lined up at cornerback, intercepting five passes and returning four of those for touchdowns...received first-team all-Marin County Athletic League (MCAL) and all-Napa County honors and earned the team's "Brave Heart" leadership award after leading JSHS to an 11-2 record and the CIF North Coast Section (NCS) Division IV title...was named the 2012-13 *Napa Valley Register's* Male Athlete of the Year as a junior, played wide receiver and received second-team all-MCAL and second-team all-county honors...also played basketball and competed in field events on the track team in high school...claimed the 2013 NCS championship in the high jump...earned all-league honors at shooting guard in basketball...an honor roll student.

Personal: Born in Marin, Calif...majoring in political science...has two brothers and one sister...father Anthony played football at Boise State and was a member of the Green Bay Packers practice squad...parents are Anthony and Monica Armstrong-Brown of Napa, Calif.

JUSTICE AUGAFA

Defensive Back
5-11 » 205 » Junior
Anchorage, Alaska » LA Harbor College

26

Prior To UH: Attended LA Harbor College in Wilmington, Calif., for two seasons...primarily played at safety, but also saw time at running back, quarterback, linebacker, and kick returner...as a sophomore, scored four touchdowns — two rushing, one interception return, and one fumble return...also had a season-long 70-yard kick return...was named the league's utility player of the year...as a freshman, was the team's third-leading tackler (37) while also notching two pass breakups and a fumble recovery.

Prep: A 2015 graduate of South Anchorage High School in Alaska...a three-year letterwinner in football...played quarterback, running back, safety, linebacker, and returned kicks...a two-time all-state player on both offensive and defense...helped team to a pair of 4A state championships...as a senior, was named the state's offensive player of the year after rushing for 1,360 yards and 20 touchdowns...scored two other touchdowns on receptions and five others on kick returns...also named first-team all-state at safety...as a junior, earned all-state honors as a running back (first team) and safety (second team)...lettered one season in basketball.

Personal: Born in Anchorage, Alaska...nickname is "Justuce"...intends to major in sociology...has two brothers and two sisters...father, Patrick, was a standout offensive lineman for Iowa State and played professionally for the Frankfurt Galaxy of NFL Europe after tryouts with a trio of NFL teams...parents are Patrick and Kika Augafa of West Valley, Utah.



RAMSEY AVIU

Offensive Line
6-2 » 300 » Freshman
'Aiea, O'ahu. » 'Aiea HS

76

Prep: A 2016 graduate of 'Aiea High School on O'ahu...a four-sport athlete who participated in football, wrestling, judo, and track and field...

earned two varsity letters in football...was a two-time all-OIA Blue pick...gained honorable mention as a junior at tackle and named to the second team as a senior after moving to center...earned offensive line MVP honors at the 2015 All-Poly Camp in Utah...was the OIA runner-up and placed ninth in the state in the shot put as a senior...as a freshman, finished third in the OIA and was a state qualifier in judo...an honor roll student.

Personal: Born in Honolulu, O'ahu...nickname is "Ram"...major is undecided...has one older brother...parents are Lika and Cindy Aviu of 'Aiea, O'ahu.




STEPHAN BERNAL-WENDT

Offensive Line
6-3 » 315 » Freshman
Honolulu, O'ahu » Salesian HS

71

Prep: A 2017 graduate of Kaiser High School in Honolulu, O'ahu...attended Salesian High School in Los Angeles, Calif., during the fall of 2016 to play his senior season...played on both sides of the line, competing at center, guard, and nose tackle...named first-team all-city at offensive line...played sophomore and junior seasons at Kaiser High School and freshman season at Kalani High School in Honolulu, O'ahu...twice earned all-OIA honorable mention while starting at offensive guard...also played four years of club rugby...part of St. Francis squad that defeated two top-10 nationally ranked squads and finished third in the 2017 Pacific Cup High School Rugby Championship.

Personal: Born in Honolulu, O'ahu...major is undecided...has four brothers and one sister...related to NFL lineman Haloti Ngata and former Rainbow Warrior David Veikune...mother is Tevila Bernal-Wendt of Honolulu, O'ahu.



MICHAEL BOYLE

Placekicker
6-1 » 175 » Freshman
Washougal, Wash. » Camas HS

52

Prep: A 2017 graduate of Camas High School in Washington...a four-year letterwinner in football...earned all-league and all-region honors as a senior...

handled all of the kicking duties for the Papermakers...nailed 6-of-7 field goals and scored 101 points...had 84 touchbacks...averaged 43.6 yards per punt...part of squad that captured the 4A state championship game...nailed a 34-yard field goal in that game...team won the league championship in all four of his seasons and was also state runner-up during his freshman season...also lettered in soccer...a four-time Greater Saint Helens League Scholar Athlete...a National Football Foundation and College Hall of Fame Scholarship winner.

Personal: Born in Vancouver, Wash...intends to major in computer science...has one younger brother and one younger sister...parents are Kevin and Julie Boyle of Washougal, Wash.



ELIJAH DALE

Running Back
5-10 » 210 » Junior
San Francisco, Calif.
City College of San Francisco

25

Prior To UH: Played for City College of San Francisco for two seasons (2014-15)...a two-time all-

region running back...as a freshman, carried the ball 123 times for 717 yards and 11 touchdowns...averaged 5.8 yards per carry...also caught 11 passes for 42 yards...helped team to the 2014 conference title...as a sophomore, was the team's leading rusher, tallying 1,025 yards on 195 carries...scored nine touchdowns and averaged 5.3 yards per carry...also caught 15 passes for 207 yards and a touchdown...ran for a career-high 234 yards, including an 86-yard run, in a win over San Mateo...key member of a team that finished 12-1 and captured the 2015 national title.

Prep: A 2014 graduate of St. Ignatius College Prep in San Francisco...a three-year letterwinner at running back...a two-time all-city and all-state selection...also named all-metro as a junior and the league's running back of the year as a senior...helped the Wildcats to the CIF Central Coast Section Open Division title in 2012 and to the regional title game in 2013...as a junior, logged 253 carries for 1,500 yards and 12 touchdowns...was named third-team all-state following that season...as a senior, named honorable mention all-state after gaining 1,013 yards and scoring nine rushing touchdowns.

Personal: Born in San Francisco, Calif...a political science major...has one younger sister...parents are Harold Dale of Louisiana and Lena Miller of San Francisco, Calif.



DONOVAN DALTON

Defensive Back
6-4 » 200 » Freshman
Apple Valley, Minn. » Saguaro HS

23

Prep: A 2017 graduate of Saguaro High School in Scottsdale, Ariz...rated a three-star recruit by Scout and 247Sports...played both wide receiver

and defensive back...tallied seven touchdowns and over 1,000 yards receiving as a junior and senior...also tallied 53 tackles, three interceptions and nine passes defended during his final two seasons of high school...was an all-city selection...as a defensive back, allowed just three completed passes all year and not a single touchdown his senior season...part of a Saguaro squad that went a perfect 14-0 and captured the 4A state title...played junior season at Desert Mountain High School in Scottsdale...averaged 34.5 yards per catch as a junior and returned two interceptions for 39 yards...spent freshman and sophomore years at Apple Valley High School in Minnesota, before moving to Arizona...lettered in both football and basketball...a member of the Minnesota state championship basketball team as a sophomore.

Personal: Born in Apple Valley, Minn...nickname is "Dub"...major is undecided...has two younger brothers...father, Donny, played linebacker at the University of Minnesota...parents are Donny and Jennifer Dalton of Scottsdale, Ariz.



JAY DOMINIQUE

Defensive Back
6-2 » 190 » Freshman
Montreal, Canada » Old Montreal Cegep

11

Prep: A 2016 graduate of Old Montreal Cegep...a four-time first-team all-state selection...earned all-Canadian honors three times...also named the

2014 Canada Cup defensive MVP...helped team to the 2014 RSEQ Division I state championship...part of a squad that captured the 2015 International Bowl...averaged four interceptions, 20 passes defended and 52 tackles per season.

Personal: Born in Montreal, Canada...given first name is Jeremie...intends to major in international business...has one younger sister...parents are Gerald Dominique and Caroline Hamel of Montreal, Canada.



EUGENE FORD

Defensive Back
6-2 » 195 » Freshman
Venice, Calif. » University HS

19

Prep: A 2016 graduate of University High School in Los Angeles, Calif...was a three-year varsity

standout on both sides of the ball...a three-time all-conference selection...received first-team CIF Division II all-city honors as a defensive back as a senior...registered 87 tackles, including 56 solo stops as a senior...deflected four passes and made two interceptions, including one pick-six...as a junior, posted 64 tackles and two interceptions, following a sophomore campaign that included 58 tackles, five passes defended and four interceptions...as a receiver, racked up 135 career receptions for 2,268 yards and 25 touchdowns...recorded 68 catches for 1,087 yards and nine touchdowns as a senior...earned first-team all-city honors as a receiver following his junior season...best game as a junior came against South Gate when he posted eight catches for a school-record 214 yards and three touchdowns...also averaged 13 yards on punt returns during his career...twice named the team's Player of the Year...also named the school's Student Athlete of the Year...earned two varsity letters in basketball and competed in the triple jump in track and field for two seasons.

Personal: Born in Venice, Calif...nickname is "The Dream"...intends to major in kinesiology...parents are Eugene Ford of Venice, Calif., and Alicia Franklin of Hawthorne, Calif.



AKIL FRANCISCO

Defensive Back
6-0 » 160 » Freshman
Alameda, Calif. » Encinal HS

Prep: A 2017 graduate of Encinal High School in Alameda, Calif...a three-year varsity letterwinner in football and track and field...a two-time all-league

pick, including first-team honors as a senior at defensive back and special teams...also named honorable mention all-Bay Area and honorable mention all-Metro as a senior...helped team to the West Alameda County Conference Shoreline League title...team advanced to the second round of playoffs and enjoyed a 9-3 record, two years removed from a winless season...on defense, recorded 28 tackles, six interceptions, 15 pass breakups and scored two touchdowns (1 defensive, 1 special teams)...on offense, tallied 960 yards of all-purpose yards and nine touchdowns...was a second-team all-WACC pick in 2015...also a track standout competing in the sprints and jumps...named Encinal's 2016-17 Athlete of the Year.

Personal: Born in Berkeley, Calif...nickname is "Kilybo"...has two sisters...parents are the late Michael Francisco and the late Niki Sellers of Alameda, Calif...raised by his uncle, John Francisco.



EMIL GRAVES


Offensive Line
6-3 » 295 » Junior
Lynwood, Calif. » Fullerton College

Prior To UH: Played two seasons at Fullerton College in California...played all three positions on the line — center, guard, and tackle — for Fullerton...

helped Fullerton go 12-1 and capture the 2016 junior college national championship...key member of an offense that averaged 49.9 points per game, tops in the California Community College Athletic Association...also helped pave the way for a squad that averaged more than 500 yards per game, including 200 on the ground...all-California Region IV first team...also a unanimous all-league first-team selection...gave up just one sack while starting all 23 games in two seasons...a team captain as a sophomore...made the Dean's List as a freshman...teammate of fellow Rainbow Warrior A.J. Oto.

Prep: A 2015 graduate of Los Alamitos High School in California...a three-year starter on the line...played primarily at left tackle during his final two seasons...senior captain on a team that won the Sunset League title...anchored the line for a Los Alamitos squad that easily led the league in points and yards...as a senior, was named league's offensive lineman of the year...also named to the *Long Beach Press-Telegraph* Dream Team, all-CIF first team, and all-county second team...had 12 pancake blocks that season.

Personal: Born in Lynwood, Calif...nickname is "Scooter"...intends to major in kinesiology...has one younger brother...parents are Emil Graves of Rosamond, Calif., and Teresa Wiseman of Chandler, Ariz.




KADE GREELEY

Tight End
6-6 » 225 » Freshman
Murrieta, Calif. » Vista Murrieta HS

Prep: A 2017 graduate of Vista Murrieta High School in California...rated three stars by Scout...ranked the 17th-best tight end in the state of

California and 26th in the West Region...competed in the Inland Empire All-Star Classic...averaged 16.7 yards per reception and caught three touchdowns during senior year...averaged 15.1 yards per reception and caught six touchdown passes as a junior...helped Vista to a league championship and the CIF-Southern Section Finals that season...also a standout volleyball player...a two-time all-league selection, including league MVP honors as a senior...had a school-record 11 blocks in one match...helped squad to back-to-back league championships...teammate of fellow UH recruit Anthony Mermea.

Personal: Born in Corona, Calif...major is undecided...has four brothers and one sister...twin brother Karson is a freshman quarterback with the Rainbow Warriors...sister, Kalei is a member of the Rainbow Wahine volleyball team...both parents played collegiate basketball—father Keith at USC and UC Riverside and mother Audrey at UC Riverside...parents are Keith and Audrey Greeley of Murrieta, Calif.



KARSON GREELEY


Quarterback
6-5 » 210 » Freshman
Murrieta, Calif. » Vista Murrieta HS

Prep: A 2017 graduate of Vista Murrieta High School in California...a two-year letterwinner in football at Vista Murrieta...in two seasons, passed for

3,727 yards and 32 touchdowns, while completing 60 percent of his passes...as a junior, threw for 25 TDs and 2,346 yards en route to all-league second-team honors...led Vista to a league championship and the CIF-Southern Section Finals that season...competed in the Inland Empire All-Star Classic...also a standout volleyball player...a two-time first-team all-league selection...also earned first-team all-county honors...set a school record with 21 kills in a match...teammate of fellow UH recruit Anthony Mermea.

Personal: Born in Corona, Calif...major is undecided...has four brothers and one sister...twin brother Kade is a freshman tight end with the Rainbow Warriors...sister, Kalei, is a member of the Rainbow Wahine volleyball team...both parents played collegiate basketball—father, Keith, at USC and UC Riverside, and mother, Audrey, at UC Riverside...parents are Keith and Audrey Greeley of Murrieta, Calif.





MANU HUDSON- RASMUSSEN

Defensive Back
6-0 » 185 » Junior
Tigard, Ore. » Riverside City College

Prior To UH: Played 2016 season for Riverside City College in California ... named a second-team all-league safety...recorded three interceptions for a team-high 78 return yards...also posted nine pass breakups, 32 tackles, and 1.5 tackles-for-loss...helped the Tigers to a 10-2 mark and to the SCFA Regional championship game...prior to Riverside, spent two years at the University of Montana in Missoula...redshirted in 2014...played in 12 of 13 games at safety in 2015 for a squad that advanced to the second round of the FCS playoffs...recorded 17 tackles for the Grizzlies.

Prep: A 2014 graduate of Tigard High School in Oregon...a three-year letterwinner in football...was a two-time first team all-state selection as a running back and cornerback as a junior and senior...as a senior, rushed for 1,966 yards and 31 touchdowns...earned conference Offensive Player of the Year honors...also named to the AIGA Under Armour Polynesian All-America team...in his three seasons, helped lead the Tigers to 37 wins and three straight appearances in the 6A semifinals.

Personal: Born in Kahului, Maui...a sociology major...has one older brother and one older sister...cousin of former Rainbow Warrior defensive lineman Kory Rasmussen...parents are John and Sylvia Rasmussen of Tigard, Ore.



TRISTIN KAMAKA

Wide Receiver
5-8 » 165 » Senior
'Ewa Beach, O'ahu » Midland (Neb.) University

Prior To UH: Played three seasons at Midland University in Fremont, Neb...twice named all-conference honorable mention at wide receiver...tallied

86 catches for 1,033 yards and 12 touchdowns during his three seasons...also gained 247 yards and scored two touchdowns on the ground off of 34 career carries...team's leading receiver as a sophomore with 43 catches for 499 yards and five touchdowns...also returned kickoffs and punts...scored on a 95-yard kickoff return vs. Briar Cliff (Iowa) as a sophomore.

Prep: A 2014 graduate of Leilehua High School in Wahiawa, O'ahu...earned two varsity letters in football...all-OIA Red West pick at wide receiver as a senior when he tallied 40 catches for 577 yards and seven touchdowns...also a first-team all-state selection as a return specialist...scored three touchdowns on kick returns, two on punts and one on a kickoff...part of a squad that captured back-to-back OIA Western Division titles...also a wrestling standout...named first-team all-OIA all four years as a wrestler...finished state runner-up in his weight class both as a freshman and a senior.

Personal: Born in Honolulu, O'ahu...majoring in kinesiology...has competed in mixed martial arts since the age of six...a four-time grappling champion, six-time kickboxing champion, and among the top-rated amateur featherweights in the state...has one older brother and one younger sister...parents are Jonathan and Girlie Kamaka of Kapolei, O'ahu.



HEKILI KELIILIKI

Running Back
6-2 » 225 » Freshman
Bentonville, Ark. » Bentonville HS

Prior To UH: Served a two-year Mandarin-speaking church mission in Brisbane, Australia.

Prep: A 2015 graduate of Bentonville High School in Arkansas...rated a three-star recruit by 247Sports...also ranked as the No. 5 fullback nationally and the No. 14 overall recruit in the state of Arkansas...lined up at tailback, linebacker and defensive end...helped Tigers win three conference titles and back-to-back Arkansas 7A state championships...as a junior, rushed for 771 yards and 11 touchdowns...also scored one touchdown receiving...an all-conference first-team pick as a junior...selected to the 7A all-state team his senior season as a defensive lineman...finished career with 1,113 yards rushing and 17 TDs and 138 tackles, 14 tackles-for-loss and four forced fumbles...did so despite playing just one half in numerous games due to mercy rule...also a track standout, earning all-conference and all-state honors...helped Bentonville to the state championship while competing in the 100-meter, discus and decathlon...prior to Bentonville, attended Maple Mountain High School in Spanish Fork, Utah, where he was part of the 2012 state champion track squad while competing as a freshman in the sprints...recipient of the U.S. Army Reserve National Scholar Athlete Award...an AP Scholar...member of the National Honor Society...an Eagle Scout...graduated with a 4.0 GPA.

Personal: Born in Orem, Utah...full given first name is Hekilikohakalani...intends to be a pre-med major...born and raised in Utah but has roots in Hawai'i with three of his four grandparents of native Hawaiian ancestry...moved to Arkansas as a high school sophomore...has three brothers and two sisters...parents are Chance and Kehaulani Keliiliki of Bentonville, Ark.




ISAIA LEETH

Wide Receiver
6-3 » 190 » Freshman
Portland, Ore. » Madison HS

Prep: A 2017 graduate of Madison High School in Portland, Ore...rated a three-star recruit by Scout and 247Sports...ranked as the No. 1 receiver out of Oregon and a top 35 receiver in the West region...rated 12th overall prospect in the state...had 30 catches for 640 yards and six touchdowns as a senior and earned all-state honorable-mention honors...named first-team all-league as a junior after posting 24 catches for 502 yards...also a three-year letterwinner in basketball.

Personal: Born in Tacoma, Wash...intends to major in finance...mother is Danielle Mullen of Portland, Ore.



JOSAIAH MAAMA

Offensive Line
6-4 » 270 » Freshman
East Palo Alto, Calif. » Kings Academy

Prep: A 2017 graduate of Kings Academy in Sunnyvale, Calif...a three-year letterwinner and starter at Kings...played both sides of the line...named all-

Peninsula Athletic League Ocean Division first-team on offense in 2015...prior to Kings, started as a freshman tackle at San Jose Academy...also competed in track and field, rugby, and wrestling.

Personal: Born in Palo Alto, Calif...full name is Josaiah Maama Hokulani Faafetai Wilhelm Fatuesi...nickname is "Saiah"...has two brothers and two sisters...parents are Lance and Selu Fatuesi of East Palo Alto, Calif.



ANTHONY MERMEA

Defensive Line
6-3 » 325 » Freshman
Bellflower, Calif. » Vista Murrieta HS

Prep: A 2017 graduate of Vista Murrieta High School in California...rated a three-star recruit by Scout and 247Sports...ranked as a top 10 defen-

sive tackle in California by Scout...helped team to three league titles and three straight appearances in the city championship...a two-time all-Southwestern League pick, including first-team honors as a senior...as a senior, tallied 66 tackles, including 5.0 sacks and 23 tackles-for-loss...for his career had 9.5 sacks and 32 tackles-for-loss...selected to compete in the 2016 Inland Empire All-Star Classic...teammate of fellow UH recruits Kade and Karson Greeley.

Personal: Born in Bellflower, Calif...nickname is "Doughboy"...intends to major in business or nursing...has two brothers and two sisters...parents are Richard Mermea and Danielle Saloga of Menifee, Calif.



MAKAI MANUWAI

Defensive Line
6-1 » 260 » Freshman
Medford, Ore. » South Medford HS

Prep: A 2016 graduate of South Medford High School in Oregon...a four-year letterwinner in football...played as a middle linebacker as a freshman

before becoming a three-year starter on the defensive line and at running back...a two-time all-conference selection, including first-team honors as a sophomore...85 tackles, 15 tackles-for-loss and 12 sacks in 2014...scored nine touchdowns on offense...also earned four letters in track and field...competed in the discus and shot put...earned all-state honorable mention as a freshman and as a senior...member of the National Honor Society...recipient of the Great American Rivalry Student Athlete Award...class valedictorian.

Personal: Born in Medford, Ore...a chemistry major...cousin is former UH All-American and NFL offensive lineman Vince Manuwai...has two younger brothers...parents are Billy and Becca Manuwai of Medford, Ore.



RYAN MESKELL

Placekicker
6-0 » 180 » Sophomore
Gold Coast, Australia » Lewis & Clark CC

Prior To UH: Played two years of soccer at Lewis & Clark Community College in Godfrey, Ill... freshman goalkeeper on a squad that captured the regional

and district titles...team advanced to the NJCAA Tournament and finished the season ranked No. 5 in the country...served as team captain as a sophomore as the Trailblazers made a repeat appearance in the regional final...ranked 10th nationally in saves.

Prep: A 2012 graduate of Palm Beach Currumbin State High School in Gold Coast, Australia...competed in soccer and rugby...team captain for a squad that captured the 2012 state soccer championship...represented Queensland on its U19 soccer squad for two years...also part of Australia's U19 soccer team.

Personal: Born in Canberra, Australia...nickname is "Mesk"...intends to major in secondary education...has one older brother and one younger sister...parents are Keith and Sandra Meskell of Gold Coast, Australia.



DAMARIO MCLEAN

Defensive Back
6-1 » 185 » Freshman
Sacramento, Calif. » Elk Grove HS

Prep: A 2017 graduate of Elk Grove High School in California...a three-year varsity letterwinner...a two-time all-league and all-metro selection...posted a to-

tal of eight interceptions and 73 tackles during his junior and senior seasons...averaged 32.2 yards-per-interception return, including two for a touchdown...as a junior posted 36 tackles, six interceptions, and five pass breakups...named to the all-San Joaquin Section Underclass first team and also all-metro honorable mention by the *Sacramento Bee* that season...also named all-league and all-metro as a senior after recording 37 tackles, two interceptions, and four pass breakups...also saw time at wide receiver...as a senior, had 18 catches for 288 yards (16.0 ypc) and four touchdowns...key member of an Elk Grove squad that went a combined 24-3 overall and 13-1 in league in his final two seasons...also lettered in basketball.

Personal: Born in Sacramento, Calif...nickname is "Rio"...intends to major in kinesiology...has one older brother and one younger sister...parents are Edward and Kristie McLean of Sacramento, Calif.



KALEPO NAOTALA

Defensive Line
6-3 » 300 » Freshman
Newport News, Va. » Menchville HS

Prep: A 2016 graduate of Menchville High School in Newport News, Va...a four-year letterwinner in football...played both offensive and defensive line...

earned first-team all-conference honors on both sides of the ball as a junior...also garnered a spot on the all-state second team on defense...as a senior, named first-team all-conference on the defensive line...participated in the 2016 Polynesian All-American Bowl.

Personal: Born in San Diego, Calif...nickname is "Lepo"...major is undecided...lived three years in Hawai'i before moving to Virginia...uncle is former Rainbow Warrior standout and NFL linebacker Pisa Tinoisamoa...has two younger brothers and one younger sister...parents are Tony and Shantell Naotala of Newport News, Va.





A.J. OTO

Defensive Back
5-11 » 205 » Junior
Oxnard, Calif. » Fullerton College

33

Prior To UH: Played one season at Fullerton College...part of squad that went 12-1 and captured the 2016 junior college national championship...appeared in five games at defensive back...tallied 10 tackles and two sacks...junior college teammate of fellow Rainbow Warrior Emil Graves...earned the Student Athlete Award...prior to Fullerton, played one season at Ventura College...appeared in five games as running back.

Prep: A 2014 graduate of Channel Islands High School in Oxnard, Calif...played both running back and safety...a two-year team MVP and all-league selection...as a senior, rushed for 1,273 yards and 13 touchdowns...averaged 115.7 yards per game and 6.4 yards per carry...returned three punts for an average of 30.7 yards, including a long of 63 yards...tallied 37 tackles and one interception on defense...named Pacific View League Back of the Year and Ventura County Player of the Year, as well as first-team all-league and all-county...a Polynesian All-American...Channel Islands' Male Athlete of the Year...an honor roll student...received the Student-Athlete Award and Principal's Award.

Personal: Born in San Diego, Calif...given first name is Aoese...major is undecided...has three brothers and one sister...parents are Aoese Oto, Sr. and Elenise Oto of Las Vegas, Nev.



KK PADELLO

Linebacker
5-11 » 215 » Junior
Mililani, O'ahu » Southern Oregon

56

Prior To UH: Spent one season at Southern Oregon University in Ashland, Ore...member of a squad that captured the 2014 NAIA National Championship...posted 11 tackles and 2.5 sacks in five games played...had three tackles, a half sack, and a quarterback hurry in the Raiders' national semifinal win over St. Xavier.

Prep: A 2014 graduate of Mililani High School on O'ahu...a two-time all-state selection...as a senior, was named the state defensive player of the year after racking up 26 sacks in 12 games...also named the OIA Red West Defensive Player of the Year...helped lead the Trojans to the 2013 OIA title and to a state runner-up finish...had a season-high seven tackles with four sacks against Kahuku in the OIA semifinals...had four sacks in season-opener against Puna-hou, then three tackles-for-loss and one sack during a rematch in the state title game...also helped lead Mililani to the state semifinals as a junior.

Personal: Born in 'Ewa Beach, O'ahu...given first name is Kelii...majoring in family resources...a member of the Hawai'i Army National Guard...has two brothers and one sister...younger brother Kaimana is a defensive lineman for the Rainbow Warriors...parents are Dwayne and Christy Padello of Mililani, O'ahu.




KJ PASCUA

Running Back
5-7 » 175 » Freshman
Waipahu, O'ahu. » 'Iolani School

37

Prep: A 2017 graduate of 'Iolani School in Honolulu, O'ahu...a three-sport athlete for the Raiders...earned three varsity letters in football...a first-team all-league pick each season...for his career, rushed for 2,377 yards and 40 touchdowns...also caught 46 passes for 410 yards and two touchdowns...as a sophomore, rushed for 1,057 yards and 18 touchdowns...helped squad to the state Division II championship...had 947 yards and 16 touchdowns as a senior, en route to all-state second-team honors as the Raiders advanced to the Division I state title game...also a standout in wrestling and judo...a two-time state champion (2015, '17) and four-time league champion in wrestling...was state runner-up in 2014 and '16...also won two league championships in judo...a 2017 inductee into the HHSAA Hall of Honor...also the regional winner of the Dave Schultz High School Excellence Award presented by the National Wrestling Hall of Fame.

Personal: Born in Honolulu, O'ahu...given first name is Brian...intends to major in civil engineering...has two older sisters and one younger brother...older sisters Krystal and Kama were all-conference soccer players at UH...parents are Brian and Ginger Pascua of Waipahu, O'ahu.



KANA' PICANCO

Linebacker
6-1 » 230 » Junior
Kāne'ohe, O'ahu » Pima CC

53

Prior To UH: Played two seasons at Pima Community College in Arizona...tallied 128 tackles, four sacks and 12.5 tackles-for-loss in 19 total games played...as a sophomore, led the team in tackles with 70, including 61 solo...recorded two sacks and 6.5 tackles-for-loss...averaged nearly nine tackles a game...as a freshman, tallied 58 tackles, including 6.5 tackles-for-loss, third-best on the team...also tallied two sacks, a fumble recovery and one pass breakup.

Prep: A 2015 graduate of Damien Memorial High School in Honolulu, O'ahu...earned three varsity letters in football...as a senior, named ILH Defensive Player of the Year and to the Division II all-state first team as a senior...also caught 10 passes for 177 yards and one touchdown at tight end.

Personal: Born in Honolulu, O'ahu...given name is Brandon Kanainoeau Picanco...intends to major in family resources...has three older sisters and two older brothers...parents are Leonard and Merlene Picanco of Kāne'ohe, O'ahu.



PENEI PAVIHI

Linebacker

6-2 » 230 » Freshman

Pago Pago, American Samoa » Tafuna HS

50

Prep: A 2017 graduate of Tafuna High School in Pago Pago, American Samoa...rated as the No. 3 recruit out of American Samoa...a four-year letterwinner at Tafuna...named the 2016 American Samoa High School Athletic Association Defensive Player of the Year...also earned first-team all-ASHSAA honors...team captain and team MVP...competed in the JPS Paradise Bowl.

Personal: Born in Pago Pago, American Samoa...intends to major in kinesiology...has two brothers and two sisters...parents are Sionepea Pavihi and Caroline Stowers of Pago Pago, American Samoa.



PAUL SCOTT

Linebacker

6-2 » 210 » Freshman

Oakland, Calif. » McClymonds Senior HS

15

Prep: A 2017 graduate of McClymonds Senior High School in Oakland, Calif...rated three stars by Scout, 247Sports, and ESPN...ranked as the

10th best outside linebacker in the state of California and 17th in the West Region by Scout...rated the No. 120th top prospect in the state by ESPN...*San Francisco Chronicle* honorable-mention all-East Bay pick during senior season, which was cut short due to injury...member of squad that captured the 5A state championship...as a junior, named CalHISports.com first-team all-state small schools and all-East Bay honorable mention...helped his team to a 12-1 mark in 2015...also lettered in track and field, competing in the sprints...part of state-qualifying 4x100 squad.

Personal: Born in Oakland, Calif...nickname is "Peezy"...intends to major in kinesiology or business...mother is Jacqueline Turner of Hayward, Calif.



MILES REED

Running Back

5-8 » 190 » Freshman

Corona, Calif. » Centennial HS

26

Prep: A 2017 graduate of Centennial High School in Corona, Calif...rated a three-star recruit by Scout...a four-year letterwinner...helped team to

four league championships and three CIF titles...as a senior, rushed for 2,361 yards while averaging 8.2 yards per carry...scored 35 total touchdowns...earned all-CIF Southern Section and Big VIII MVP honors...helped lead Centennial to an 11-2 record...averaged 235.2 yards rushing against four nationally-ranked teams...ran for 302 yards and two touchdowns in season-opener against No. 21 Chandler...had 179 yards and three touchdowns against No. 3 IMG Academy (Fla.)...posted 229 yards and four scores against No. 21 Henderson (Nev.) Liberty...in season-finale, rushed for 231 yards and three touchdowns against No. 9 Bellflower St. John Bosco...competed in the Inland Empire All-Star Classic...graduated with honors.

Personal: Born in Los Angeles, Calif...nickname is "Bam Bam"...intends to major in kinesiology...has an older brother and older sister...older brother Arthur Burns played running back at Washington State...uncle Artis Houston was a practice player for the Dallas Cowboys and Buffalo Bills...parents are Larry Reed of Perris, Calif., and Carmen Reed of Corona, Calif.



DOUG RUSSELL

Defensive Line

6-5 » 300 » Freshman

Seattle, Wash. » O'Dea HS

62

Prep: A 2017 graduate of O'Dea High School in Seattle, Wash...accumulated 100 tackles, 11 tackles-for-loss, and seven sacks during his junior and

senior seasons...a three-time all-league selection and two-time *Seattle Times* all-area pick...as a senior, named the Metro League Mountain Division Defensive Lineman of the Year...also earned all-state honors from *USA Today* and the *Associated Press*...helped lead O'Dea to the Class 3A state championship game and a 13-1 overall record...key member of team that captured the Metro Mountain Division Championship...also earned three letters in basketball.

Personal: Born in Seattle, Wash...intends to major in business...has one younger sister...mother is Wilea Cooks of Seattle, Wash.



KAYSON SMITH- BEJGROWICZ

Defensive Back

6-3 » 195 » Sophomore

'Ewa Beach, O'ahu » Kamehameha Schools-Kapālama

35

Prep: A 2015 graduate of Kamehameha Schools-Kapālama on O'ahu...a three-sport athlete...suited up in football, basketball and track and field...played one year of varsity football as a junior, lining up at wide receiver...hauled in six catches, averaging 15.0 yards per catch...a track standout...was named the state's 2015 Gatorade Track and Field Athlete of the Year...earned first-team honors in track all four years...captured state titles in the high jump and triple jump, and runner-up in the long jump as a senior...also won the state title in the triple-jump as a junior...helped team to four consecutive ILH titles and back-to-back state championships in 2014 and '15...also earned three varsity letters in basketball, garnering ILH honorable mention in 2014...earned basketball's student-athlete award...an honors student.

Personal: Born in 'Ewa Beach, O'ahu...majoring in civil engineering...has three younger sisters and two younger brothers...parents are Kawika Smith of 'Ewa Beach, O'ahu, and Shaunna Bejgrowicz of Las Vegas, Nev.




DRAKE STALLWORTH

82

Wide Receiver
6-1 » 185 » Freshman
Folsom, Calif. » Folsom HS

Prep: A 2017 graduate of Folsom High School in California...rated a three-star recruit by Scout...helped the Bulldogs to a pair of conference championships and a sectional championship...a two-time all-league and all-metro pick...as a senior, earned first-team all-league, all-metro, all-section, and all-NorCal honors...also named to the all-state second team...had 24 receptions for 457 yards with seven touchdowns as a junior...posted 61 receptions for 1,224 yards and 19 touchdowns as a senior...averaged 20.1 yards per catch...on defense, recorded 46 tackles (33 solo), recorded six interceptions, racking up 116 return yards as a junior...scored two defensive touchdowns, one on an interception return and the other on a 92-yard fumble recovery...also lettered twice in track and field...named freshman athlete of the year for track/football and part of the 4x400 that advanced to the section finals...also named 2016-2017 male athlete of the year...an honor roll student.

Personal: Born in Sacramento, Calif...intends to major in kinesiology...cousin Jaaron Stallworth is an incoming member of the UH basketball team...cousin Keoni Stallworth is a defensive back at San Diego State and cousin Rollins Stallworth played wide receiver at Stanford...has two older brothers...parents are Wendell and Elaine Stallworth of Folsom, Calif.



JUSTIN UAHINUI

10

Quarterback
6-3 » 195 » Freshman
Honolulu, O'ahu » Farrington HS

Prep: A 2017 graduate of Farrington High School in Honolulu...lettered two years at quarterback...named all-OIA honorable mention as a junior...

as a senior, passed for 723 yards and six touchdowns...helped Governors to a runner-up finish in the OIA and a berth into the HHSAA Open Division State Championships...participated in the 2016 Life Champion Senior Bowl on Kaua'i...threw for 167 yards and three touchdowns, all in the first quarter, to lead Team Black to a 34-21 win...named the Marcus Mariota Most Valuable Player of the game...also earned MVP honors at quarterback during the GPA Football Showcase in the summer of 2016...graduated cum laude.

Personal: Born in Honolulu, O'ahu...intends to major in kinesiology...has three younger sisters...parents are Nui and Erica Uahinui of Honolulu, O'ahu.



MICAH VANTERPOOL

55

Offensive Line
6-6 » 285 » Freshman
Phoenix, Ariz. » Phoenix Central HS

Prep: A 2017 graduate of Phoenix Central High School in Arizona...played primarily at left tackle...did not surrender a single sack during his high

school career...was a starter as a sophomore and senior, while sitting out his junior year...as a senior, was named a first-team 6A all-state and first-team all-academic selection...an Arizona Football Coaches Association Top 25 player...also earned three letters in basketball and two in track...competed in the shot put and discus...won the regional championship in the shot put in 2016...graduated magna cum laude.

Personal: Born in Tulsa, Okla...nickname is "Big Mike"...intends to major in kinesiology...has an older brother and older sister...mother is Stephanie Vanterpool of Phoenix, Ariz.

THIS IS THE MOUNTAIN WEST

From its inception in 1999, the Mountain West has been committed to excellence in intercollegiate athletics, while promoting the academic missions of its member institutions. Progressive in its approach, the MW continues to cultivate opportunities for student-athletes to compete at the highest level, while fostering academic achievement and sportsmanship. Now in its 19th year, the MW has been assertive in its involvement with the NCAA governance structure and has taken a leadership role in the overall administration of intercollegiate athletics.

The Mountain West has marked several achievements during its first 18 years, most notably becoming the first to establish a sports television network dedicated solely to an intercollegiate athletic conference (The Mtn.). The Mountain West also was the first to experiment with the coaches' challenge in the college football instant replay system, and was the first non-automatic-qualifying BCS conference to participate in four BCS bowl games, winning three. In the inaugural year of the new College Football Playoff system, Boise State earned the automatic slot into a New Year's Six bowl game as the highest-ranked champion from the Group of Five 5 conferences. The Broncos defeated then 10th-ranked Arizona, 38-30, in the VIZIO Fiesta Bowl. In 2011-12, the Mountain West was among the first conferences to implement a league-wide state-of-the-art basketball instant replay system.

Changes in the NCAA governance structure set the table for another Conference first, when two members of the MW Student-Athlete Advisory Committee (SAAC) were included in the June 2014 meeting of the Mountain West Board of Directors. New Mexico track and field athlete Kendall Spencer, the national chair of the 2014-15 NCAA Division I Student-Athlete Advisory Committee, and Air Force Academy volleyball player Emma Dridge joined the BOD members in this historic meeting to advance the discussion on student-athlete involvement in the NCAA and MW governance structure. During the last three academic years, MW student-athletes participated on monthly membership calls and have joined MW administrators in the annual Joint Council Spring Meetings in Arizona.

The Mountain West is well-represented within the new NCAA governance structure, including individuals who were appointed to serve on committees tasked with managing the day-to-day business of Division I athletics. Colorado State President Tony Frank currently sits on the DI Board of Directors, while MW Commissioner Craig Thompson and Fresno State Faculty Athletics Representative Dawn Lewis are members of the DI Council. Kendall Spencer, the former chair of the DI Student-Athlete Advisory Committee and UNM track & field athlete, was the first student-athlete in the history of the organization to serve on the Division I Board.

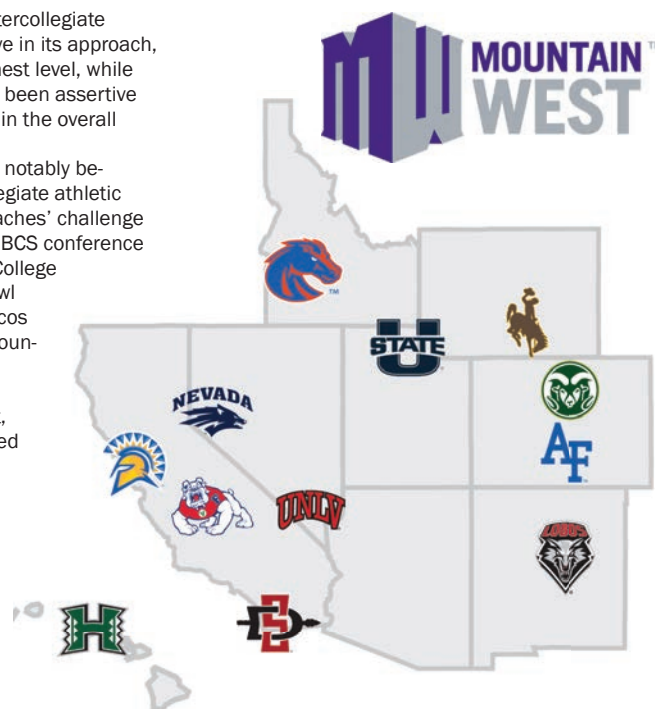
Additionally, the Mountain West was the first conference to have a member institution with No. 1 overall picks in both the NFL and NBA drafts in the same year (Utah's Alex Smith and Andrew Bogut, respectively in 2005). With UNLV's Anthony Bennett claiming the No. 1 pick in the 2013 NBA Draft, the Mountain West is one of three conferences to have multiple No. 1 NBA draft selections since 2000. Also, with San Diego State's Stephen Strasburg earning the No. 1 pick in the 2009 MLB Draft, the Mountain West is one of two conferences to have the No. 1 selection in each of the NFL, NBA and MLB drafts since the MW was founded in 1999.

The Mountain West is noted for its geographic diversity. Some of the most beautiful terrain and landscapes in the nation can be found within Mountain West boundaries, including the majestic Rocky Mountain range, which borders five MW institutions (Air Force, Boise State, Colorado State, New Mexico and Utah State). The high plains of Wyoming (elevation 7,220 feet – the highest Division I campus in the nation) contrast with the desert cities of Las Vegas and Reno, home to UNLV and Nevada, respectively, while Fresno State, San Diego State and San Jose State add a West Coast influence with their locations in Central, Southern and Northern California. The inclusion of the Hawai'i football program extends the Mountain West footprint to the beautiful islands in the Pacific Ocean, while the addition of the women's soccer program at Colorado College gives the MW an additional presence in the Rocky Mountains.

HISTORY

The Mountain West was conceived on May 26, 1998, when the presidents of eight institutions – Air Force, BYU, Colorado State, New Mexico, San Diego State, UNLV, Utah and Wyoming – decided to form a new NCAA Division I-A intercollegiate athletic conference. The split from a former 16-team conference re-established continuity and stability among the membership within the new league and signaled the continuation of its tradition-rich, long-standing athletic rivalries. Three of the MW's eight original members have been conference rivals since the 1960s (New Mexico, Wyoming and Colorado State), while San Diego State (1978) and Air Force (1980) were longtime members as well. UNLV and TCU entered the fold in 1996 and the Rebels continued as one of the original eight institutions that formed the MW in 1999. TCU re-joined the group with its first year of competition in the Mountain West in 2005-06. With conference realignment sweeping the nation in recent years, the MW has been proactive in addressing membership changes. Boise State University joined the Mountain West in 2011-12, followed by Fresno State and the University of Nevada on July 1, 2012. Also on July 1, 2012, the University of Hawai'i became a football-only member of the Conference. On July 1, 2013, the Mountain West further expanded when San José State University and Utah State University joined the Conference, bringing to 11 the number of full-time member institutions and 12 football-playing members. On July 1, 2014, the Colorado College women's soccer program became the first non-football affiliate member of the Mountain West, expanding that sport to 12 Conference participants.

Entering the 2017 season, the MW has agreements with seven (7) different bowl games that will generate at least five (5) guaranteed postseason opportunities for its member institutions. These include primary positions with the Famous Idaho Potato Bowl, Gildan New Mexico Bowl, NOVA® Home Loans Arizona Bowl, Las Vegas Bowl, and Hawai'i Bowl - and secondary positions with the Ticket City Cactus Bowl and the Foster Farms Bowl.



Craig Thompson
Commissioner



Stuart Buchanan
Asst. Director
Communications

MOUNTAIN WEST QUICK FACTS

Founded: July 1, 1999
Members for the 2017-18 academic year: Air Force, Boise State, Colorado State, Colorado College (women's soccer only), Fresno State, Hawai'i (football only), Nevada, New Mexico, San Diego State, San José State, UNLV, Utah State, Wyoming
Team NCAA Championships: 4
Individual NCAA Championships: 43
NCAA Postgraduate Scholarship Winners: 42
Academic All-America Selections: 190
All-America Selections: 1,059

Commissioner: Craig Thompson
Mailing Address: 10807 New Allegiance Drive
Suite 250
Colorado Springs, CO 80921
Phone: (719) 488-4040
Fax: (719) 487-7240
Website: www.TheMW.com
Football Contact: Stuart Buchanan
Office Phone: (719) 488-4042
Cell Phone: (970) 988-6304
E-mail: sbuchanan@themw.com

2016 FINAL MW STANDINGS

MOUNTAIN Division (Coaches/AP)	MW	Pct	Home	Away	Overall	Pct	Home	Away	Neutral	Streak
Boise State	6-2	.750	4-0	2-2	10-3	.769	6-0	4-2	0-1	L2
New Mexico	6-2	.750	3-1	2-1	9-4	.692	6-1	2-3	1-0	W2
Wyoming*	6-2	.750	4-0	2-2	8-6	.571	6-1	2-4	0-1	L3
Air Force	5-3	.625	2-1	3-2	10-3	.769	5-1	4-1	1-1	W6
Colorado State	5-3	.625	3-1	2-2	7-6	.538	5-1	2-3	0-2	L1
Utah State	2-6	.125	1-3	0-4	3-9	.250	3-3	0-6	0-0	L5

WEST Division (Coaches/AP)	MW	Pct	Home	Away	Overall	Pct	Home	Away	Neutral	Streak
San Diego State*!	6-2	.750	3-1	3-1	11-3	.786	5-1	5-2	1-0	W2
Hawai'i	4-4	.500	1-3	3-1	7-7	.500	4-3	3-3	0-1	W3
Nevada	3-5	.375	2-2	1-3	5-7	.333	4-2	1-5	0-0	W2
UNLV	3-5	.375	2-2	1-3	4-8	.333	3-3	1-5	0-0	L2
San José State	3-5	.375	2-2	0-4	4-8	.333	3-3	1-5	0-0	W1
Fresno State	0-8	.000	0-4	0-4	1-11	.083	1-5	0-6	0-0	L10

*Divisional Champion

! Mountain West Champion

COLLEGE FOOTBALL PLAYOFF

Now entering its fourth season in the championship format, the postseason playoff era of college football continues in 2017-18. The format remains the same: top four teams, two semifinals played in bowl games, and a national championship game played in a different city each year. This season, each semifinal will be played on New Year's Day with the national championship game on Jan. 8 in Atlanta, Ga.



A selection committee will choose the four teams for the playoff based on their performance during the regular season, including strength of schedule, head-to-head results, championships won, and other factors. The teams will be seeded so that No. 1 will play No. 4 in one semifinal and No. 2 will meet No. 3 in the other, with the winners advancing to the national championship.

The semifinals will rotate among six different bowls, extending the experience to more fans. In the years when the bowls are not hosting semifinals, the bowls will feature eight other teams in four compelling matchups.

The highest-rated champion from among the five non-contracted conferences (American, C-USA, MAC, MW, Sun Belt, or one chosen by the playoff selection committee) is guaranteed a slot in the system.

2017-18 COLLEGE FOOTBALL PLAYOFF SCHEDULE

Semifinals

Rose Bowl - Jan. 1; Pasadena, Calif.
Sugar Bowl - Jan. 1; New Orleans, La.

National Championship

Jan. 8; Atlanta, Ga.



HAWAII BOWL

Sunday, Dec. 24, 2017

Honolulu, HI ▶ Aloha Stadium

3:30 p.m. HT

TV: ESPN

Mountain West vs. American Athletic

2016 MW Participant: Hawai'i

The Hawai'i Bowl offers the University of Hawai'i an automatic spot if it wins a minimum of seven games or finishes with a .500 record. UH has qualified for the bowl seven times since the bowl's inception in 2002 and have won four of those games (2003, '04, '06, '16).

In 2012, the Mountain West began an affiliation with the bowl. In the event UH does not qualify for the bowl, a MW team will be invited.

This year's Hawai'i Bowl, the 16th edition, will feature a MW vs. American Athletic matchup. The game will be played at Aloha Stadium on Christmas Eve and televised nationally on ESPN.

Nevada has appeared in three bowls in 2005, '09, and '11, while Boise State made two appearances in 2007 and '13.



GILDAN NEW MEXICO BOWL

Saturday, Dec. 16, 2017

Albuquerque, N.M.

University Stadium

2:30 p.m. MT

TV: ESPN

MW vs. Conference USA

2016 MW Participant: New Mexico



LAS VEGAS BOWL

Saturday, Dec. 16, 2017

Las Vegas, Nev.

Sam Boyd Stadium

12:30 p.m. PT

TV: ABC

MW vs. Pac-12

2016 MW Participant: San Diego State



FAMOUS IDAHO POTATO BOWL

Friday, Dec. 22, 2017

Boise, Idaho

Albertsons Stadium

2:00 p.m. MT

TV: ESPN

MW vs. MAC

2016 MW Participant: Colorado State



NOVA HOME LOANS ARIZONA BOWL

Friday, Dec. 29, 2017

Tucson, Ariz.

Arizona Stadium

Kickoff: TBA

TV: CBSSN

MW vs. Sun Belt

2016 MW Participant: Air Force





2016 ALL-MW TEAMS

TOP INDIVIDUAL AWARDS

Offensive Player of the Year – Donnel Pumphrey, RB, San Diego St.
Defensive Player of the Year – Damontae Kazee, DB, San Diego St.
Special Teams Player of the Year – Rashaad Penny, KR/PR, SDSU
Freshman of the Year – Logan Wilson, LB, Wyoming
Coach of the Year – Craig Bohl, Wyoming

FIRST TEAM

Offense

QB Brett Rypien, Boise State
 WR Thomas Sperbeck, Boise State
 WR Micheal Gallup, Colorado State
 RB Donnel Pumphrey, San Diego St.
 RB Brian Hill, Wyoming
 TE Jacob Hollister, Wyoming
 OL Travis Averill, Boise State
 OL Mario Yakoo, Boise State
 OL Fred Zerblis, Colorado State
 OL Nico Siragusa, San Diego State
 OL Chase Roullier, Wyoming
 PK John Baron II, San Diego St.
 PR/KR Rashaad Penny, San Diego St.

Defense

DL Ryan Watson, Air Force
 DL Sam McCaskill, Boise State
 DL David Moa, Boise State
 DL Alex Barrett, San Diego State
 LB Jahlani Tavai, Hawai'i
 LB Calvin Munson, San Diego St.
 LB Tau Lotulelei, UNLV
 DB Weston Steelhammer, Air Force
 DB Damontae Kaazee, San Diego St.
 DB Andre Chachere, San José St.
 DB Andrew Wingard, Wyoming
 P Hayden Hunt, Colorado State

SECOND TEAM

Offense

QB Josh Allen, Wyoming
 WR Tanner Gentry, Wyoming
 WR Jalen Robinette, Air Force
 RB Jeremy McNichols, Boise State
 RB Teriyon Gipson, New Mexico
 TE David Wells, San Diego St.
 OL Jack Bennett, Colorado State
 OL Dejon Allen, Hawai'i
 OL Austin Corbett, Nevada
 OL Reno Henderson, New Mexico
 OL Daniel Brunskill, San Diego St.
 PK Luke Strebelt, Air Force
 PR/KR D.J. May, Wyoming

Defense

DL Malik Reed, Nevada
 DL Nik D'Avanzo, New Mexico
 DL Garrett Hughes, New Mexico
 DL Travis Seefeldt, Utah State
 LB Ben Weaver, Boise State
 LB Kevin Davis, Colorado State
 LB Jeff Camilli, Fresno State
 DB Brodie Hicks, Air Force
 DB Chancellor James, Boise State
 DB Johnathan Moxey, Boise State
 DB Malik Smith, San Diego St.
 P Sean Wale, Boise State

HONORABLE MENTION

Air Force: Haji Dunn, Sr., LB; Tim McVey, Jr., KR; Colin Sandor, Sr., OL; Dylan Vail, Sr., OL.
Boise State: Steven Baggett, Sr., OL; Mason Hampton, Jr., OL; Tanner Vallejo, Sr., LB; Cedrick Wilson, Jr., WR.
Colorado State: Nick Callender, Sr., OL; Nick Stevens, Jr., QB; Paul Thurston, Sr., OL.
Fresno State: Stratton Brown, Sr., DB; KeeSean Johnson, So., WR; Kody Kroening, Jr., P.
Hawai'i: Trayvon Henderson, Jr., DB; Marcus Kemp, Sr., WR; Leo Koloamatangi, Sr., OL; Meffy Koloamatangi, Jr., DL; Jalen Rogers, Sr., DB; Rigoberto Sanchez, Sr., PK/P.
Nevada: James Butler, Jr., RB; Wyatt Demps, Jr., WR; Asauni Rufus, So., DB.
New Mexico: Dakota Cox, Sr., LB; Daniel Henry, Sr., DB; Aaron Jenkins, So., OL; Jason Sanders, Jr., PK.
San Diego State: Kyle Kelley, Sr., DL; Quest Truxton, Jr., PR.
San José State: Micheal Carrizosa, Jr., P; Isaiah Irving, Sr., DL; Jeremiah Kolone, Jr., OL; Maurice McKnight, Jr., DB; Christian Tago, Sr., LB.
UNLV: Troy Hawthorne, Sr., DB; Mike Hughes, Jr., DL; Nathan Jacobson, So., OL; Will Kreidler, Sr., OL; Torry McTyer, Sr., DB.
Utah State: Austin Albrecht, Sr., OL; Ricky Ali'ifua, Sr., DL; Wyatt Houston, Sr., TE; Jake Simonich, Sr., OL; TE; Austin Stephens, Sr., OL.
Wyoming: Lucas Wacha, Sr., LB.

2017 MW COMPOSITE SCHEDULE

Saturday, August 26

Hawai'i at UMass
 South Florida at San José St.

Friday, September 1

Colorado at Colorado St.*
 Wisconsin at Utah State

Saturday, September 2

VMI at Air Force
 Troy at Boise State
 Abilene Christian at Colorado St.
 Wyoming at Iowa
 Incarnate Word at Fresno St.
 Western Carolina at Hawai'i
 Nevada at Northwestern
 UC Davis at San Diego St.
 Cal Poly at San José St.
 Howard at UNLV

Thursday, September 7

Idaho State at Utah St.

Saturday, September 9

Boise St. at Washington St.
 Abilene Christian at Colorado State
 New Mexico St. at New Mexico
 Gardner-Webb at Wyoming
 Fresno State at Alabama
 Hawai'i at UCLA
 Toledo at Nevada
 San Diego State at Arizona State
 San José State at Texas
 UNLV at Idaho

Saturday, September 16

Air Force at Michigan
 New Mexico at Boise St.*
 Colorado State at Alabama
 Utah State at Wake Forest
 Wyoming at Oregon
 Fresno St. at Washington
 Idaho State at Nevada
 Stanford at San Diego St.
 San José St. at Utah

Saturday, September 23

San Diego St. at Air Force*
 Virginia at Boise State
 Oregon State at Colorado St.
 New Mexico at Tulsa
 Utah State at San José St.*
 Wyoming at Hawai'i*
 Nevada at Washington St.
 UNLV at Ohio State

Friday, September 29

BYU at Utah State

Saturday, September 30

Air Force at New Mexico*
 Colorado St. at Hawai'i*
 Texas State at Wyoming
 Nevada at Fresno State*
 Northern Illinois at San Diego State
 San José St. at UNLV*

Saturday, October 7

Air Force at Navy
 Boise State at BYU
 Colorado State at Utah St.*
 Fresno State at San José St.*
 Hawai'i at Nevada*
 San Diego State at UNLV*

Saturday, October 14

UNLV at Air Force*
 Boise State at San Diego St.*
 Nevada at Colorado St.*
 Boise St. at San Diego St.*
 San José St. at Hawai'i*

Saturday, October 21

Air Force at Nevada*
 Wyoming at Boise St.*
 Colorado St. at New Mexico*
 Utah State at UNLV*
 San Diego St. at Fresno St.*

Saturday, October 28

Air Force at Colorado St.*
 Boise St. at Utah St.*
 New Mexico at Wyoming*
 UNLV at Fresno St.*
 San Diego St. at Hawai'i*
 San José St. at BYU

Saturday, November 4

Army at Air Force
 Nevada at Boise St.*
 Colorado St. at Wyoming*
 Utah St. at New Mexico*
 BYU at Fresno St.
 Hawai'i at UNLV*
 San Diego St. at San José St.*

Saturday, November 11

Wyoming at Air Force*
 Boise St. at Colorado St.*
 New Mexico at Texas A&M
 Fresno St. at Hawai'i*
 San José St. at Nevada*
 BYU at UNLV

Saturday, November 18

Air Force at Boise St.*
 San José St. at Colorado St.*
 UNLV at New Mexico*
 Hawai'i at Utah St.*
 Fresno St. at Wyoming*
 San Diego St. at Nevada*

Saturday, November 25

Utah St. at Air Force*
 Boise St. at Fresno St.*
 New Mexico at San Diego St.*
 Wyoming at San José St.*
 BYU at Hawai'i
 UNLV at Nevada*

Saturday, December 2

Conference Championship Game+

% Sports Authority Field (Denver, Colo.)

+The Mountain West Football Championship Game will be played at the home stadium of the highest-ranked of the two divisional champions.





HOMECOMING GAMES

UH boasts a 37-29-1 all-time record in Homecoming games since 1949. UH's longest Homecoming win streak is 11 straight from 1967-77. The only tie occurred in 1952 against Willamette (7-7). This year's game is scheduled for Oct. 14 against San José State.

Season	Opponent	Result
Dec. 16, 1949	Pacific	L, 0-75
Dec. 16, 1950	Utah	L, 28-40
Dec. 21, 1951	Arizona	L, 21-32
Nov. 28, 1952	Willamette	T, 7-7
Dec. 4, 1953	Lewis & Clark	W, 34-12
Nov. 26, 1954	Nebraska	L, 0-50
Dec. 2, 1955	Arizona State	L, 6-39
Nov. 30, 1956	San José State	W, 20-0
Nov. 22, 1957	Fresno State	L, 8-31
Dec. 6, 1958	Utah	L, 20-47
Dec. 11, 1959	Utah State	L, 6-48
Nov. 11, 1960	Lewis & Clark	L, 13-18
Nov. 24, 1962	Willamette	W, 14-12
Nov. 26, 1963	Cal Western	L, 13-16
Nov. 20, 1964	New Mexico	L, 0-20
Nov. 20, 1965	Cal Western	W, 10-8
Nov. 19, 1966	Parsons	L, 10-21
Nov. 25, 1967	Fresno State	W, 29-29
Nov. 23, 1968	Nevada	W, 21-0
Oct. 25, 1969	UNLV	W, 57-19
Oct. 31, 1970	Cal State Los Angeles	W, 31-7
Oct. 30, 1971	UC Santa Barbara	W, 23-14
Oct. 14, 1972	Cal State Fullerton	W, 49-15
Nov. 3, 1973	Cal State Northridge	W, 28-3
Nov. 23, 1974	Fresno State	W, 21-7
Oct. 25, 1975	Santa Clara	W, 48-40
Oct. 16, 1976	Portland State	W, 20-17
Oct. 22, 1977	Portland State	W, 21-12
Oct. 28, 1978	Pacific	L, 17-27
Nov. 3, 1979	Temple	L, 31-34
Oct. 11, 1980	West Virginia	W, 16-13
Oct. 31, 1981	UNLV	W, 57-21
Nov. 6, 1982	San Diego State	L, 28-31
Oct. 22, 1983	New Mexico	W, 25-16
Nov. 3, 1984	Wyoming	W, 31-28
Nov. 2, 1985	Colorado State	W, 34-14
Nov. 8, 1986	Brigham Young	L, 3-10
Oct. 31, 1987	San Diego State	L, 21-29
Nov. 5, 1988	New Mexico	W, 45-3
Nov. 4, 1989	UTEP	W, 26-7
Oct. 27, 1990	Pacific	W, 35-24
Oct. 5, 1991	San Diego State	L, 21-47
Oct. 24, 1992	UNLV	W, 55-25
Nov. 6, 1993	Utah	W, 41-30
Nov. 19, 1994	Wyoming	L, 10-13
Nov. 18, 1995	San Diego State	L, 10-49
Nov. 9, 1996	San José State	L, 17-38
Nov. 22, 1997	Northeast Louisiana	L, 20-23 (ot)
Nov. 7, 1998	San José State	L, 17-45
Oct. 2, 1999	UTEP	W, 33-3
Oct. 14, 2000	SMU	W, 30-15
Nov. 10, 2001	Boise State	L, 21-28
Oct. 12, 2002	Nevada	W, 59-34
Oct. 25, 2003	UTEP	W, 31-15
Oct. 23, 2004	San José State	W, 46-28
Oct. 15, 2005	New Mexico State	W, 49-28
Oct. 28, 2006	Idaho	W, 68-10
Oct. 27, 2007	New Mexico State	W, 50-13
Oct. 11, 2008	Louisiana Tech	W, 24-14
Nov. 7, 2009	Utah State	W, 49-36
Oct. 30, 2010	Idaho	W, 45-10
Oct. 22, 2011	New Mexico State	W, 45-34
Oct. 13, 2012	New Mexico	L, 23-35
Oct. 26, 2013	Colorado State	L, 28-35
Oct. 25, 2014	Nevada	L, 18-26
Oct. 10, 2015	San Diego State	L, 14-28
Oct. 15, 2016	UNLV	L, 38-41

Team	W	L	T	Pct	Last Mtg
Abilene Christian	1	0	0	1.000	9/13/80
Air Force	7	13	1	.357	10/22/16
Alabama	1	2	0	.333	9/2/06
Alabama-Birmingham	1	0	0	1.000	12/24/04
Appalachian State	1	0	0	1.000	8/30/03
Arizona	0	5	0	.000	9/17/16
Arizona State	2	5	0	.286	12/24/06
Arkansas	0	1	0	.000	12/5/87
Arkansas State	0	1	0	.000	9/26/98
Army	3	0	0	1.000	11/30/13
Boise State	3	12	0	.200	11/12/16
Boston College	0	1	0	.000	8/31/96
Bowling Green State	1	0	0	1.000	11/19/77
Brigham Young	8	21	0	.276	9/28/12
California	2	3	0	.400	8/26/16
California Lutheran	1	0	0	1.000	9/23/72
Cal Poly-Pomona	2	1	0	.667	10/10/70
Cal State Fullerton	10	1	0	.909	10/20/90
Cal State Los Angeles	6	6	0	.500	10/6/73
Cal State Northridge	2	0	0	1.000	9/6/97
Central Arkansas	1	0	0	1.000	9/4/09
Central Florida	1	0	0	1.000	10/21/95
Central Washington	2	0	0	1.000	9/27/69
Charleston Southern	2	0	0	1.000	9/25/10
Cincinnati	1	2	0	.333	12/6/08
College of Idaho	2	0	0	1.000	11/30/51
Colorado	3	2	0	.600	9/3/15
Colorado State	9	14	0	.391	11/8/14
Denver	5	5	0	.500	1/1/51
Drake	1	0	0	1.000	12/19/31
Eastern Illinois	3	0	0	1.000	9/30/06
Florida	0	1	0	.000	8/30/08
Florida Atlantic	0	1	0	.000	9/4/04
Fresno State	22	26	1	.459	11/19/16
Georgia	0	1	0	.000	1/1/08
Grambling	0	3	0	.000	10/2/76
Houston	1	0	0	1.000	12/25/03
Humboldt State	5	6	0	.455	9/21/74
Idaho	10	2	0	.833	10/29/11
Idaho State	3	0	0	1.000	11/4/67
Illinois	1	0	0	1.000	12/30/92
Iowa	1	3	0	.250	9/7/91
Kansas	0	1	0	.000	8/31/85
Kent	1	1	0	.500	9/18/93
Kentucky	0	1	0	.000	9/13/58
Lamar	1	0	0	1.000	9/15/12
Lewis & Clark	5	1	0	.833	9/30/67
Linfield	5	1	0	.833	11/18/72
Long Beach State	4	5	0	.444	9/9/89
Louisiana-Lafayette	1	0	0	1.000	10/1/77
Louisiana-Monroe	1	1	0	.500	11/28/15
Louisiana Tech	8	2	0	.800	10/1/11
Maine	1	0	0	1.000	10/6/90
Massachusetts	1	0	0	1.000	11/26/16
Miami-Ohio	1	0	0	1.000	11/17/01
Michigan	0	3	0	.000	9/3/16
Michigan State	1	4	0	.200	9/10/05
Middle Tennessee	2	0	0	1.000	12/24/16
Minnesota	1	0	0	1.000	8/30/97
Missouri	0	1	0	.500	11/26/94
Montana	4	1	0	.800	9/8/01
Montana State	1	1	0	.500	11/13/76
Navy	2	1	0	.667	11/9/13
Nebraska	1	5	0	.167	12/4/82
Nevada	9	12	0	.429	10/1/16
New Mexico	14	10	0	.583	10/29/16
New Mexico-Highlands	1	1	1	.500	10/23/71
New Mexico State	8	0	0	1.000	10/22/11

Team	W	L	T	Pct	Last Mtg
Northern Arizona	1	0	0	1.000	11/11/72
Northern Colorado	1	0	0	1.000	9/1/07
Northern Iowa	1	0	0	1.000	9/13/14
Northwestern	1	1	0	.500	11/27/04
Notre Dame	0	3	0	.000	12/24/08
Occidental	4	0	0	1.000	12/8/28
Ohio	0	1	0	.000	9/7/96
Ohio State	0	1	0	.000	9/12/15
Oklahoma	0	2	0	.000	12/3/83
Oklahoma State	0	1	0	.000	12/2/95
Oregon	3	4	0	.429	9/10/94
Oregon State	3	7	0	.300	9/6/14
Pacific	10	16	0	.385	9/21/91
Parsons	0	1	0	.000	11/19/66
Pittsburgh	1	0	0	1.000	12/5/92
Portland	1	0	0	1.000	9/20/41
Portland State	4	1	0	.800	9/9/00
Prairie View	1	0	0	1.000	10/20/79
Puget Sound	4	0	0	1.000	10/20/73
Purdue	1	0	0	1.000	11/25/06
Redlands	4	0	0	1.000	11/13/64
Rice	2	5	0	.286	10/4/14
Rutgers	1	1	0	.500	10/4/75
St. Mary's (CA)	0	1	0	.000	9/27/47
San Diego State	9	20	2	.323	11/5/16
San Francisco	1	0	0	1.000	12/9/31
San José State	19	19	1	.500	10/8/16
Santa Clara	7	4	0	.636	10/13/79
South Alabama	1	0	0	1.000	12/1/12
South Carolina	2	0	0	1.000	12/5/81
South Dakota State	0	1	0	.000	12/25/26
SE Missouri State	1	0	0	1.000	11/12/94
Southern Methodist	4	1	0	.800	9/28/02
Southern Mississippi	0	1	0	.000	10/15/77
Southern Oregon	2	0	0	1.000	9/19/59
Stanford	0	3	0	.000	12/2/72
Temple	0	1	0	.000	11/3/79
Tennessee	0	2	0	.000	12/4/75
Texas	0	1	0	.000	9/2/95
Texas A&I	0	2	0	.000	9/18/76
Texas A&M	0	1	0	.000	9/1/90
Texas Christian	0	2	0	.000	10/7/00
Texas Southern	1	0	0	1.000	9/29/73
Tulane	3	1	0	.750	11/26/11
Tulsa	5	4	0	.556	12/24/10
UC Davis	2	0	0	1.000	9/19/15
UCLA	0	2	0	.000	1/2/39
UC Santa Barbara	2	5	0	.286	10/30/71
UNLV	15	11	0	.577	10/15/16
USC	0	9	0	.000	8/29/13
U.S. International	6	1	0	.857	9/19/70
Utah	12	15	0	.444	9/19/98
Utah State	6	8	0	.429	11/1/14
UTEP	18	13	0	.581	10/16/03
UT Martin	1	0	0	.000	9/10/16
Washington	2	3	0	.400	8/30/14
Washington State	3	2	0	.600	9/12/09
Weber State	1	0	0	1.000	9/6/08
West Virginia	1	0	0	1.000	10/11/80
Western Illinois	0	1	0	.000	11/2/74
Whitworth	2	0	0	1.000	11/9/68
Willamette	3	0	2	.800	11/24/62
Wisconsin	1	6	0	.143	9/26/15
Wyoming	9	13	0	.409	10/11/14
Yale	1	0	0	1.000	10/3/87
Totals*	377	386	9	.494	

Bold indicates 2017 opponent

* - denotes record against collegiate teams only



MASSACHUSETTS

Game #1 ▶ Aug. 26 ▶ Amherst, Mass.
McGuirk Alumni Stadium (17,000)

Head Coach: Mark Whipple

Record at School (Years): 57-54 (9)

Career Record (Years): 129-87 (19)

2016 Record: 2-10

2016 Postseason Appearance: None

SID: Cody Lahl

Office Phone: (845) 750-4225

Cell Phone: (845) 750-4225

Email: clahl@admin.umass.edu

Website: UmassAthletics.com

Twitter: @UmassFootball

Series History: Second Meeting

Overall Series Record: UH leads 1-0

in Honolulu: UH leads 1-0

in Amherst: None

First Meeting: Nov. 26, 2016

Last Meeting: Nov. 26, 2016

Longest UH Win Streak: 1

Longest UM Win Streak: None

Largest UH Win Margin: 1

Largest UM Win Margin: 6 (46-40, 2016)

Smallest UH Win Margin: 6

Smallest UM Win Margin: 6 (46-40, 2016)

Shutouts: None

Overtimes: None

Series Results

Date	Score	W	L	T	Pct
11/26/16	UH 46, UM 40	1	0	-	1.000

WESTERN CAROLINA

Game #2 ▶ Sept. 2 ▶ Honolulu
Aloha Stadium (50,000)

Head Coach: Mark Speir

Record at School (Years): 19-38 (5)

Career Record (Years): Same

2016 Record: 2-9

2016 Conference Record (Finish): 1-7 (T8th)

2016 Postseason Appearance: None

SID: Daniel Hooker

Office Phone: (828) 227-2339

Cell Phone: (828) 508-2494

Email: dhooker@email.wcu.edu

Website: CatamountSports.com

Twitter: @WCU_FB

Series History: First Meeting

UCLA

Game #3 ▶ Sept. 9 ▶ Pasadena, Calif.
Rose Bowl (92,542)

Head Coach: Jim Mora

Record at School (Years): 14-23 (3)

Career Record (Years): 36-38 (6)

2016 Record: 4-8

2016 Pac-12 Record (Finish): 2-7 (5th South)

2016 Bowl Appearance: None

SID: Steve Rourke

Office Phone: (310) 206-7870

Cell Phone: n/a

Email: srourke@athletics.ucla.edu

Website: UCLABruins.com

Twitter: @UCLAFootball

Series History: Third Meeting

Overall Series Record: UCLA leads 2-0

in Honolulu: UCLA leads 1-0

in Los Angeles: UCLA leads 1-0

First Meeting: Nov. 15, 1935

Last Meeting: Jan. 2, 1939

Longest UH Win Streak: None

Longest UCLA Win Streak: 2 (1935-current)

Largest UH Win Margin: None

Largest UCLA Win Margin: 25 (32-7, 1939)

Smallest UH Win Margin: None

Smallest UCLA Win Margin: 13 (19-6, 1935)

Shutouts: None

Overtimes: None

Series Results

Date	Score	W	L	T	Pct
11/15/35	*UCLA 19, UH 6	0	1	-	.000
01/02/39	UCLA 32, UH 7	0	2	-	.000

WYOMING

Game #4 ▶ Sept. 23 ▶ Laramie, Wyo.
War Memorial Stadium (29,181)

Head Coach: Craig Bohl

Record at School (Years): 14-24 (3)

Career Record (Years): 118-56 (14)

2016 Record: 8-6

2016 MW Record (Finish): 6-2 (T-1st Mountain)

2016 Bowl Appearance: SDCCU Poinsettia Bowl
(L, 24-21, BYU)

SID: Tim Harkins

Office Phone: (307) 766-2256

Cell Phone: (307) 760-7847

Email: tharkins@uwyo.edu

Website: GoWYO.com

Twitter: @wyo_football

Series History: 23rd Meeting

Overall Series Record: WYO leads 13-9

in Honolulu: WYO leads 7-6

in Laramie: WYO leads 6-3

First Meeting: Nov. 18, 1978

Last Meeting: Oct. 11, 2014

Longest UH Win Streak: 3, 2x, (last 1984-86)

Longest WYO Win Streak: 6 (1993-2013)

Largest UH Win Margin: 24 (42-18; 1992)

Largest WYO Win Margin: 66 (66-0; 1996)

Smallest UH Win Margin: 3 (31-28; 1984)

Smallest WYO Win Margin: 3 (13-10; 1994)

Shutouts: WYO 1 (1996)

Overtimes: 1 (2013)

Series Results

Date	Score	W	L	T	Pct
11/18/78	UH 27, WYO 22	1	0	-	1.000
11/17/79	WYO 21, UH 13	1	1	-	.500
09/27/80	*WYO 45, UH 25	1	2	-	.333
10/10/81	*UH 14, WYO 9	2	2	-	.500
10/02/82	WYO 28, UH 10	2	3	-	.400
11/26/83	WYO 31, UH 13	2	4	-	.333
11/03/84	UH 31, WYO 28	3	4	-	.429
10/12/85	*UH 26, WYO 18	4	4	-	.500
11/29/86	UH 35, WYO 19	5	4	-	.556
11/28/87	WYO 24, UH 20	5	5	-	.500
11/19/88	WYO 28, UH 22	5	6	-	.455
09/16/89	*WYO 20, UH 15	5	7	-	.417
11/17/90	UH 38, WYO 17	6	7	-	.461
08/31/91	*UH 32, WYO 17	7	7	-	.500
11/21/92	UH 42, WYO 18	8	7	-	.533
10/23/93	*WYO 48, UH 10	8	8	-	.500
11/19/94	WYO 13, UH 10	8	9	-	.471
09/16/95	*WYO 52, UH 6	8	10	-	.444
09/14/96	*WYO 66, UH 0	8	11	-	.421
09/13/97	WYO 35, UH 6	8	12	-	.400
11/23/13	*WYO 49, UH 42 OT	8	13	-	.381
10/11/14	UH 38, WYO 28	9	13	-	.410

COLORADO STATE

Game #5 ▶ Sept. 30 ▶ Honolulu
Aloha Stadium (50,000)

Head Coach: Mike Bobo

Record at School (Years): 14-12 (2)

Career Record (Years): Same

2016 Record: 7-6

2016 MW Record (Finish): 5-3 (T-4th)

2016 Bowl Appearance: Famous Idaho Potato
Bowl (L, 61-50, Idaho)

SID: Paul Kirk

Office Phone: (970) 491-5067

Cell Phone: (970) 988-3482

Email: paul.kirk@colostate.edu

Website: CSURams.com

Twitter: @CSUFootball

Series History: 24th Meeting

Overall Series Record: CSU leads 14-9

in Honolulu: UH leads 7-5

in Fort Collins: CSU leads 9-2

First Meeting: Dec. 12, 1925

Last Meeting: Nov. 8, 2014

Longest UH Win Streak: 4 (1979-83)

Longest CSU Win Streak: 6 (1995-present)

Largest UH Win Margin: 53 (59-6; 1981)

Largest CSU Win Margin: 63 (63-0; 1997)

Smallest UH Win Margin: 1 (39-38; 1987)

Smallest CSU Win Margin: 3 (30-27; 1990)

Shutouts: UH 2 (1925, 1983); CSU 2 (1995, 1997)

Overtimes: None

Series Results

Date	Score	W	L	T	Pct
12/12/25	UH 41, CSU 0	1	0	-	1.000
12/04/64	CSU 13, UH 6	1	1	-	.500
09/18/65	CSU 54, UH 6	1	2	-	.333
09/17/77	CSU 20, UH 16	1	3	-	.000
11/24/79	UH 24, CSU 10	2	3	-	.500
11/28/81	UH 59, CSU 6	3	3	-	.667
09/18/82	*UH 23, CSU 13	4	3	-	.750
09/10/83	UH 34, CSU 0	5	3	-	.800
09/15/84	*CSU 10, UH 3	5	4	-	.667
11/02/85	UH 34, CSU 14	6	4	-	.714
10/18/86	*CSU 31, UH 7	6	5	-	.625
11/07/87	UH 39, CSU 38	7	5	-	.667
09/10/88	*UH 31, CSU 23	8	5	-	.700
10/21/89	*CSU 31, UH 16	7	6	-	.636
11/24/90	CSU 30, UH 27	7	7	-	.583
09/28/91	*CSU 28, UH 16	7	8	-	.538
11/07/92	UH 24, CSU 13	9	8	-	.571
11/11/95	*CSU 22, UH 0	9	9	-	.533
10/05/96	CSU 28, UH 16	9	10	-	.500
10/04/97	*CSU 63, UH 0	9	11	-	.471
10/27/12	*CSU 42, UH 27	9	12	-	.429
10/26/13	CSU 35, UH 28	9	13	-	.410
11/08/14	*CSU 49, UH 22	9	14	-	.391

NEVADA

Game #6 ▶ Oct. 7 ▶ Reno, Nev.
Mackay Stadium (26,000)

Head Coach: Jay Norvell

Record at School (Years): First season

Career Record (Years): Same

2016 Record: 5-7

2016 MW Record (Finish): 3-5 (T-3rd West)

2016 Bowl Appearance: None

SID: Chad Hartley

Office Phone: (775) 682-6982

Cell Phone: (775) 229-5513

Email: hartleyc@unr.edu

Website: NevadaWolfPack.com

Twitter: @NevadaFootball

Series History: Nevada leads 12-8

Series Information: 22nd Meeting

Overall Series Record: NEV leads 12-9

in Honolulu: UH 8-5

in Reno: UN leads 7-1

First Meeting: Dec. 15, 1920

Last Meeting: Oct. 1, 2016

Longest UH Win Streak: 3 (2006-08)

Longest NEV Win Streak: 5 (2011-current)

Largest UH Win Margin: 25 (59-34, 2002)

Largest NEV Win Margin: 61 (73-12, 1948)

Smallest UH Win Margin: 2 (28-26, 2007)

Smallest NEV Win Margin: 8, 2x (28-20, 2001;
26-18, 2014)

Shutouts: UH 1 (1968); UN 1 (1920)

Overtimes: None

Series Results

Date	Score	W	L	T	Pct
12/15/20	NEV 14, UH 0	0	1	-	.000
12/07/46	NEV 26, UH 7	0	2	-	.000
12/17/48	NEV 73, UH 12	0	3	-	.000
11/23/68	UH 21, NEV 0	1	3	-	.250
11/11/00	UH 37, NEV 17	2	3	-	.400
09/22/01	*NEV 28, UH 20	2	4	-	.333
10/12/02	UH 59, NEV 34	3	4	-	.429
11/15/03	*NEV 24, UH 14	3	5	-	.375
10/09/04	UH 48, NEV 26	4	5	-	.444
11/05/05	*NEV 38, UH 28	4	6	-	.400
10/07/06	UH 41, NEV 34	5	6	-	.455
11/16/07	*UH 28, NEV 26	6	6	-	.500
10/25/08	UH 38, NEV 31	7	6	-	.538
10/31/09	*NEV 31, UH 21	7	7	-	.500
10/16/10	UH 27, NEV 21	8	7	-	.533
11/12/11	*NEV 42, UH 28	8	8	-	.500
09/22/12	NEV 69, UH 24	8	9	-	.471
09/21/13	*NEV 31, UH 9	8	10	-	.444
10/25/14	NEV 26, UH 18	8	11	-	.421
10/24/15	*NEV 30, UH 20	8	12	-	.400
10/01/16	UH 38, NEV 17	9	12	-	.429

* denotes away game

SAN JOSÉ STATE

Game #7 ▶ Oct. 14 ▶ Honolulu
Aloha Stadium (50,000)

Head Coach: Brent Brennan
Record at School (Years): First season
Career Record (Years): Same
2016 Record: 4-8
2016 MW Record (Finish): 3-5 (T-3rd West)
2016 Bowl Appearance: None
SID: Lawrence Fan
Office Phone: (408) 924-1217
Cell Phone: (408) 768-3424
Email: lawrence.fan@sjsu.edu
Website: SJSUSpartans.com
Twitter: @SJSUSpartanFB

Series Information: 40th Meeting
Overall Series Record: Tied, 19-19-1
in Honolulu: SJSU leads 13-11
in San José: UH leads 8-6-1
First Meeting: Dec. 11, 1936
Last Meeting: Oct. 8, 2016
Longest UH Win Streak: 7 (2001-07)
Longest SJSU Win Streak: 3, 2x (1959-62; 1996-98)
Largest UH Win Margin: 37 (54-17, 2006)
Largest SJSU Win Margin: 42 (48-6, 1960)
Smallest UH Win Margin: 1 (13-12, 1938)
Smallest SJSU Win Margin: 1, 2x (7-6, 1937; 28-27, 2011)
Shutouts: UH 2 (1956, 2014); SJSU 3 (1955, 1957, 1962)
Overtimes: 2 (2007, 2009)

Series Results					
Date	Score	W	L	T	Pct
12/11/36	SJSU 13, UH 8	0	1	-	.000
12/04/37	SJSU 7, UH 6	0	2	-	.000
12/03/38	UH 13, SJSU 12	1	2	-	.333
09/23/55	*SJSU 34, UH 0	1	3	-	.250
11/30/56	UH 20, SJSU 0	2	3	-	.400
11/30/57	SJSU 12, UH 0	2	4	-	.333
09/27/58	*UH 8, SJSU 6	3	4	-	.429
10/03/59	*SJSU 44, UH 14	3	5	-	.375
12/02/60	SJSU 48, UH 6	3	6	-	.333
11/30/62	SJSU 19, UH 0	3	7	-	.300
11/25/72	UH 28, SJSU 14	4	7	-	.364
11/24/73	SJSU 23, UH 3	4	8	-	.333
11/09/74	SJSU 32, UH 11	4	9	-	.308
11/29/75	UH 30, SJSU 20	5	9	-	.357
09/11/76	*SJSU 48, UH 7	5	10	-	.333
11/05/77	*SJSU 24, UH 14	5	11	-	.313
10/07/78	UH 25, SJSU 11	6	11	-	.353
09/17/88	UH 36, SJSU 27	7	11	-	.389
11/16/91	*UH 35, SJSU 35	7	11	1	.395
11/09/96	SJSU 38, UH 17	7	12	1	.375
11/15/97	*SJSU 38, UH 14	7	13	1	.357
11/07/98	SJSU 45, UH 17	7	14	1	.341
11/06/99	*UH 62, SJSU 41	8	14	1	.369
10/28/00	SJSU 57, UH 48	8	15	1	.354
11/03/01	UH 34, SJSU 10	9	15	1	.380
11/02/02	UH 40, SJSU 31	10	15	1	.404
11/01/03	*UH 13, SJSU 10	11	15	1	.423
10/23/04	UH 46, SJSU 28	12	15	1	.444
10/22/05	*UH 45, SJSU 38	13	15	1	.464
11/18/06	UH 54, SJSU 17	14	15	1	.483
10/12/07	*UH 42, SJSU 35 ot	15	15	1	.500
09/27/08	SJSU 20, UH 17	15	16	1	.484
11/21/09	*UH 17, SJSU 10 ot	16	16	1	.500
11/20/10	UH 41, SJSU 7	17	16	1	.515
10/14/11	*SJSU 28, UH 27	17	17	1	.500
10/05/13	SJSU 37, UH 27	17	18	1	.486
11/15/14	*UH 13, SJSU 0	18	18	1	.500
11/21/15	SJSU 42, UH 23	18	19	1	.487
10/08/16	*UH 34, SJSU 17	19	19	1	.500

SAN DIEGO STATE

Game #8 ▶ Oct. 28 ▶ Honolulu
Aloha Stadium (50,000)

Head Coach: Rocky Long
Record at School (Years): 54-26 (6)
Career Record (Years): 119-95 (17)
2016 Record: 11-3
2016 MW Record (Finish): 6-2 (1st West)
2016 Bowl Appearance: Las Vegas Bowl (W, 34-10, Houston)
SID: Mike May
Office Phone: (619) 594-3023
Cell Phone: (619) 957-8372
Email: mmay@mail.sdsu.edu
Website: GoAztecs.com
Twitter: @Aztec_Football

Series History: 32nd Meeting
Overall Series Record: SDSU leads 20-9-2
in Honolulu: SDSU leads 10-6-2
in San Diego: SDSU leads 10-3
First Meeting: Nov. 15, 1939
Last Meeting: Nov. 5, 2016
Longest UH Win Streak: 3 (1983-85)
Longest SDSU Win Streak: 9 (1990-98)
Largest UH Win Margin: 26 (33-7, 1940)
Largest SDSU Win Margin: 55 (55-0, 2016)
Smallest UH Win Margin: 1 (41-40, 2002)
Smallest SDSU Win Margin: 3 (31-28, 1982)
Shutouts: UH 1 (1939); SDSU 1 (2016)
Overtimes: 1 (2013)

Series Results					
Date	Score	W	L	T	Pct
11/15/39	*UH 13, SDSU 0	1	0	-	1.000
12/07/40	UH 33, SDSU 7	2	0	-	1.000
09/20/50	SDSU 49, UH 27	2	1	-	.667
01/01/52	SDSU 34, UH 13	2	2	-	.500
09/26/53	*SDSU 40, UH 7	2	3	-	.400
11/08/80	UH 31, SDSU 6	3	3	-	.500
10/24/81	*UH 28, SDSU 10	4	3	-	.571
11/06/82	SDSU 31, UH 28	4	4	-	.500
10/01/83	UH 27, SDSU 27	4	4	1	.500
10/27/84	UH 16, SDSU 10	5	4	1	.550
11/30/85	UH 10, SDSU 10	5	4	2	.545
11/22/86	*SDSU 35, UH 5	5	5	2	.500
10/31/87	SDSU 29, UH 21	5	6	2	.462
10/15/88	*UH 32, SDSU 30	6	6	2	.500
10/07/89	UH 31, SDSU 24	7	6	2	.533
11/10/90	*SDSU 44, UH 38	7	7	2	.500
10/05/91	SDSU 47, UH 21	7	8	2	.471
11/14/92	*SDSU 52, UH 28	7	9	2	.444
10/09/93	SDSU 45, UH 14	7	10	2	.421
10/29/94	*SDSU 38, UH 23	7	11	2	.400
11/18/95	SDSU 49, UH 10	7	12	2	.381
10/11/96	*SDSU 56, UH 8	7	13	2	.364
10/25/97	SDSU 10, UH 3	7	14	2	.348
10/09/98	*SDSU 35, UH 13	7	15	2	.333
12/07/02	UH 41, SDSU 40	8	15	2	.360
12/03/05	UH 49, SDSU 38	9	15	2	.385
10/06/12	*SDSU 52, UH 14	9	16	2	.370
11/16/13	SDSU 28, UH 21 ot	9	17	2	.357
10/18/14	*SDSU 20, UH 10	9	18	2	.345
10/10/15	SDSU 28, UH 14	9	19	2	.333
11/05/16	*SDSU 55, UH 0	9	20	2	.323

UNLV

Game #9 ▶ Nov. 4 ▶ Las Vegas, Nev.
Sam Boyd Stadium (35,500)

Head Coach: Tony Sanchez
Record at School (Years): 7-17 (2)
Career Record (Years): Same
2016 Record: 4-8
2016 MW Record (Finish): 3-5 (T-3rd West)
2016 Bowl Appearance: None
SID: Mark Wallington
Office Phone: (702) 895-4472
Cell Phone: (702) 528-6291
Email: mark.wallington@unlv.edu
Website: UNLVRebels.com
Twitter: @unlvfootball

Series History: 27th Meeting
Overall Series Record: UH leads 15-11
in Honolulu: UH leads 10-3
in Las Vegas: UNLV leads 8-5
First Meeting: Oct. 25, 1969
Last Meeting: Oct. 15, 2016
Longest UH Win Streak: 7 (1980-96)
Longest UNLV Win Streak: 3, 2x, (1974-79; 1997-2003)
Largest UH Win Margin: 38, 3x (57-19, 1969; 59-21, 2010; 48-10, 2012)
Largest UNLV Win Margin: 25 (33-8, 1974)
Smallest UH Win Margin: 2, 2x (31-29, 1973; 37-35, 2014)
Smallest UNLV Win Margin: 1 (34-33; 2009)
Shutouts: UH 1 (1983)
Overtimes: None

Series Results					
Date	Score	W	L	T	Pct.
10/25/69	UH 57, UNLV 19	1	0	-	1.000
11/07/70	*UH 28, UNLV 21	2	0	-	1.000
10/27/73	UH 31, UNLV 29	3	0	-	1.000
10/26/74	*UNLV 33, UH 8	3	1	-	.750
10/14/78	*UNLV 30, UH 20	3	2	-	.600
09/29/79	UNLV 48, UH 31	3	3	-	.500
11/15/80	*UH 24, UNLV 19	4	3	-	.571
10/31/81	UH 57, UNLV 21	5	3	-	.625
10/15/83	*UH 23, UNLV 0	6	3	-	.667
09/29/84	UH 16, UNLV 12	7	3	-	.700
10/24/92	UH 55, UNLV 25	8	3	-	.727
09/30/95	*UH 58, UNLV 30	9	3	-	.750
10/19/96	UH 38, UNLV 28	10	3	-	.769
09/20/97	*UNLV 25, UH 15	10	4	-	.714
12/02/00	UNLV 34, UH 32	10	5	-	.667
09/19/03	*UNLV 33, UH 22	10	6	-	.625
09/16/06	UH 42, UNLV 13	11	6	-	.647
09/15/07	*UH 49, UNLV 14	12	6	-	.667
09/19/09	*UNLV 34, UH 33	12	7	-	.632
12/04/10	UH 59, UNLV 21	13	7	-	.650
09/17/11	*UNLV 40, UH 20	13	8	-	.619
11/24/12	UH 48, UNLV 10	14	8	-	.636
10/12/13	*UNLV 39, UH 37	14	9	-	.609
11/22/14	UH 37, UNLV 35	15	9	-	.625
11/07/15	*UNLV 41, UH 21	15	10	-	.600
10/15/16	UNLV 41, UH 38	15	11	-	.577

FRESNO STATE

Game #10 ▶ Nov. 11 ▶ Honolulu
Aloha Stadium (50,000)

Head Coach: Jeff Tedford

Record at School (Years): First season

Career Record (Years): 82-57 (11)

2016 Record: 1-11

2016 MW Record (Place): 0-8 (6th West)

2016 Bowl Appearance: None

SID: Matt Burkholder

Office Phone: (559) 278-6186

Cell Phone: (559) 862-3771

Email: mburkholder@csufresno.edu

Website: GoBulldogs.com

Twitter: @FresnoStateFB

Series History: 50th Meeting

Overall Series Record: FS leads 26-22-1

in Honolulu: UH leads 14-13

in Fresno: FS leads 13-8-1

First Meeting: Nov. 18, 1938

Last Meeting: Nov. 19, 2016

Longest UH Win Streak: 6 (1973-92)

Longest FS Win Streak: 8 (1955-66)

Largest UH Win Margin: 49 (49-0, 1970)

Largest FS Win Margin: 56 (70-14, 2004)

Smallest UH Win Margin: 1 (14-13, 2016)

Smallest FS Win Margin: 1, 2x (28-27, 1966; 28-27, 2014)

Shutouts: UH 1 (1970); FS 3 (1941, 1964, 1996)

Overtimes: 1 (2008)

Series Results

Date	Score	W	L	T	Pct
11/18/38	*FS 15, UH 13	0	1	-	.000
12/02/39	FS 38, UH 2	0	2	-	.000
01/01/41	FS 3, UH 0	0	3	-	.000
11/11/46	*UH 7, FS 2	1	3	-	.250
12/06/47	UH 27, FS 13	2	3	-	.400
12/02/49	UH 41, FS 14	3	3	-	.500
10/06/50	*FS 34, UH 20	3	4	-	.429
09/25/54	*UH 25, FS 20	4	4	-	.500
11/26/55	FS 20, UH 18	4	5	-	.444
10/27/56	*FS 39, UH 20	4	6	-	.400
11/22/57	FS 31, UH 8	4	7	-	.364
11/27/59	FS 22, UH 13	4	8	-	.333
09/24/60	*FS 17, UH 7	4	9	-	.308
10/03/64	*FS 28, UH 0	4	10	-	.286
11/27/65	FS 7, UH 3	4	11	-	.267
09/17/66	*FS 28, UH 27	4	12	-	.250
11/25/67	UH 29, FS 19	5	12	-	.294
11/28/70	UH 49, FS 0	6	12	-	.333
10/02/71	FS 19, UH 8	6	13	-	.316
09/22/73	*UH 13, FS 10	7	13	-	.350
11/23/74	UH 21, FS 7	8	13	-	.381
10/06/84	UH 27, FS 15	9	13	-	.409
10/05/85	*UH 24, FS 24	9	13	1	.413
11/15/86	UH 24, FS 13	10	13	1	.438
10/17/92	UH 47, FS 45	11	13	1	.460
11/13/93	*FS 45, UH 21	11	14	1	.442
09/24/94	FS 31, UH 16	11	15	1	.426
11/04/95	UH 42, FS 37	12	15	1	.446
09/28/96	*FS 20, UH 0	12	16	1	.431
10/11/97	UH 28, FS 16	13	16	1	.450
11/14/98	*FS 51, UH 12	13	17	1	.435
11/13/99	UH 31, FS 24 ot	14	17	1	.453
11/04/00	*FS 45, UH 27	14	18	1	.424
10/26/01	UH 38, FS 34	15	18	1	.456
10/25/02	*UH 31, FS 21	16	18	1	.471
10/11/03	UH 55, FS 28	17	18	1	.486
11/12/04	*FS 70, UH 14	17	19	1	.472

10/29/05	FS 27, UH 13	17	20	1	.459
10/14/06	*UH 68, FS 37	18	20	1	.474
11/10/07	UH 37, FS 30	19	20	1	.488
10/04/08	*UH 32, FS 29 ot	20	20	1	.500
10/10/09	FS 42, UH 17	20	21	1	.488
10/09/10	*UH 49, FS 27	21	21	1	.500
11/19/11	FS 24, UH 21	21	22	1	.489
11/03/12	*FS 45, UH 10	21	23	1	.478
09/28/13	FS 42, UH 37	21	24	1	.467
11/29/14	*FS 28, UH 27	21	25	1	.457
11/14/15	FS 42, UH 14	21	26	1	.448
11/19/16	*UH 14, FS 13	22	26	1	.459

UTAH STATE

Game #11 ▶ Nov. 18 ▶ Logan, Utah
Maverik Stadium (22,059)

Head Coach: Matt Wells

Record at School (Years): 28-25 (3)

Career Record (Years): Same

2016 Record: 3-9

2016 MW Record (Finish): 1-7 (6th Mountain)

2016 Postseason Appearance: None

SID: Doug Hoffman

Office Phone: (435) 797-3714

Cell Phone: (435) 881-8011

Email: doug.hoffman@usu.edu

Website: UtahStateAggies.com

Twitter: @USUFootball

Series History: 15th Meeting

Overall Series Record: USU leads 8-6

in Honolulu: Tied 4-4

in Logan: USU leads 4-2

First Meeting: Dec., 17 1927

Last Meeting: Nov. 1, 2014

Longest UH Win Streak: 3 (2005-07)

Longest USU Win Streak: 4 (1957-66)

Largest UH Win Margin: 53 (63-10; 2006)

Largest USU Win Margin: 48 (48-0; 1966)

Smallest UH Win Margin: 1 (21-20; 1927)

Smallest USU Win Margin: 4 (35-31; 2011)

Shutouts: USU 1 (1966)

Overtimes: None

Series Results

Date	Score	W	L	T	Pct.
12/17/27	UH 21, USU 20	1	0	-	1.000
09/14/57	*USU 26, UH 12	1	1	-	.500
12/11/59	USU 48, UH 6	1	2	-	.333
09/11/65	*USU 31, UH 12	1	3	-	.250
11/26/66	USU 48, UH 0	1	4	-	.200
11/12/05	UH 50, USU 23	2	4	-	.333
11/04/06	*UH 63, USU 10	3	4	-	.429
10/06/07	UH 52, USU 37	4	4	-	.500
11/01/08	*USU 30, UH 14	4	5	-	.444
11/07/09	UH 49, USU 6	5	5	-	.500
10/23/10	*UH 45, USU 7	6	5	-	.545
11/05/11	USU 35, UH 31	6	6	-	.500
11/02/13	*USU 47, UH 10	6	7	-	.462
11/01/14	USU 35, UH 14	6	8	-	.429

BRIGHAM YOUNG

Game #12 ▶ Nov. 25 ▶ Honolulu
Aloha Stadium (50,000)

Head Coach: Kalani Sitake

Record at School (Years): 9-4 (1)

Career Record (Years): Same

2016 Record: 9-4

2016 Bowl Appearance: SDCCU Poinsettia Bowl (W, 24-21, Wyoming)

SID: Brett Pyne

Office Phone: (801) 422-4912

Cell Phone: (801) 367-1631

Email: brett_pyne@byu.edu

Website: BYUCougars.com

Twitter: @BYUFootball

Series History: 30th Meeting

Overall Series Record: BYU leads 21-8

in Honolulu: BYU leads 12-8

in Provo: BYU leads 9-0

First Meeting: Dec. 10, 1930

Last Meeting: Sept. 24, 2012

Longest UH Win Streak: 2, 3x (last 1989-90)

Longest BYU Win Streak: 10 (1978-88)

Largest UH Win Margin: 42 (56-14, 1989)

Largest BYU Win Margin: 47 (47-0, 2012)

Smallest UH Win Margin: 2 (15-13, 1974)

Smallest BYU Win Margin: 1, 2x

Shutouts: BYU 1 (47-0, 2012)

Overtimes: None

Series Results

Date	Score	W	L	T	Pct
12/10/30	UH 49, BYU 13	1	0	-	1.000
11/17/50	UH 39, BYU 7	2	0	-	1.000
09/29/51	*BYU 20 UH 7	2	1	-	.667
11/25/60	UH 13, BYU 6	3	1	-	.750
09/14/74	UH 15, BYU 13	4	1	-	.800
11/25/78	BYU 31, UH 13	4	2	-	.667
10/05/79	*BYU 38, UH 15	4	3	-	.571
09/14/80	BYU 34, UH 7	4	4	-	.500
11/14/81	BYU 13, UH 3	4	5	-	.444
10/16/82	*BYU 39, UH 25	4	6	-	.400
09/22/84	BYU 18, UH 13	4	7	-	.364
12/07/85	BYU 26, UH 6	4	8	-	.333
11/08/86	BYU 10, UH 3	4	9	-	.308
10/24/87	BYU 16, UH 14	4	10	-	.286
10/22/88	BYU 24, UH 23	4	11	-	.267
10/28/89	UH 56, BYU 14	5	11	-	.313
12/01/90	UH 59, BYU 28	6	11	-	.353
10/19/91	*BYU 35, UH 18	6	12	-	.333
09/26/92	UH 36, BYU 32	7	12	-	.368
09/11/93	*BYU 41, UH 38	7	13	-	.350
09/03/94	BYU 13, UH 12	7	14	-	.333
10/28/95	*BYU 45, UH 17	7	15	-	.318
11/16/96	BYU 45, UH 14	7	16	-	.304
10/18/97	*BYU 17, UH 3	7	17	-	.292
10/17/98	BYU 31, UH 9	7	18	-	.280
12/08/01	UH 72, BYU 45	8	18	-	.308
09/06/02	*BYU 35, UH 32	8	19	-	.296
12/03/11	BYU 41, UH 20	8	20	-	.286
09/24/12	*BYU 47, UH 0	8	21	-	.276

* denotes away game



2016 SEASON IN REVIEW

SEASON HIGHLIGHTS

► UH snapped a five-year bowl drought with its seventh Hawai'i Bowl appearance - first since 2010 - and 11th overall bowl. With a 52-35 win over Middle Tennessee, Hawai'i is now 4-3 in the Hawai'i Bowl and 6-5 overall in bowl games.

► UH's seven wins were the most since the Warriors finished 10-4 in 2010. Nick Rolovich was the offensive coordinator on that team.

► UH's second-place finish in the West Division of the Mountain West was the team's highest finish since joining the league in 2012. It's also the team's best league finish since finishing in a three-way tie for first in the Western Athletic Conference in 2010.

► UH's three road wins in 2016 were the most road wins in a season since the 2010 team won four away games.

► UH won back-to-back road games for the first time since 2010 with consecutive road wins at San José State and Air Force.

► UH featured a 1,000-yard rusher (Diocemy Saint Juste, 1,006) and 1,000-yard receiver (Marcus Kemp, 1,100) in the same season for just the second time in program history.

► UH's double-overtime win over Air Force gave them possession of the Kuter Trophy. UH's last win against the Falcons came in 2001 and their last win in Colorado Springs was in 1992.

► UH ended a string of nine straight Mountain West losses dating back to 2014 with a 38-17 rout of Nevada.

► With wins over UT Martin and UMass, UH has won its last six non-conference home games dating back to 2014.

► UH rushed for an average of 163.8 yards per game, its highest output since 1995, and featured three, 1,000-yard career rushers in the same season for the first time in school history.

► UH scored 30 or more points eight times in 2016, the most in a season since 2010. Five of those games occurred at home where UH averaged 36.0 points per game in seven contests at Aloha Stadium.

BOWL BOUND

Hawai'i snapped a five-year drought of bowl futility with its first bowl appearance since 2010. The 52-35 win over Middle Tennessee also ended a three-game bowl losing streak. UH has appeared in the hometown Hawai'i Bowl seven times. The Warriors also appeared in a bowl game in the state of Hawai'i for the ninth time with a 5-4 record (including 1989 Aloha Bowl and 1999 O'ahu Bowl).

BOWL-BOUND COMPETITION

Five of UH's 13 regular-season opponents appeared in postseason play, including Michigan which finished sixth in the final College Football Playoff rankings and met Florida State in the Orange Bowl. Four of UH's MW opponents were also bowl bound - Air Force (Arizona Bowl vs. South Alabama), New Mexico (New Mexico Bowl vs. UTSA), San Diego State (Las Vegas Bowl vs. Houston), and Boise State (Cactus Bowl vs. Baylor). UH went a combined 1-4 against those teams.

HAWAII IN THE MOUNTAIN WEST

Hawai'i completed its fifth season in the Mountain West where it owns a **8-32 (.200)** record. UH's four conference wins is its most since joining the league in 2012. Hawai'i is 4-17 (.190) in MW home games and 4-15 (.210) in road contests.

CONFERENCE HONORS

UH placed two members on the All-Mountain West teams while six others received honorable-mention honors as selected by a panel of media and head coaches. Sophomore linebacker Jahlan Tavai was selected to the first team while junior offensive lineman Dejon Allen was named to the second team.

Junior safety Trayvon Henderson, senior wide-out Marcus Kemp, senior offensive lineman Leo Koloamatangi, junior defensive lineman Meffy Koloamatangi, senior defensive back Jalen Rogers, and senior kicker Rigoberto Sanchez were honorable mention picks.

Tavai finished sixth in the MW and 29th nationally with an average of 9.1 tackles per game. The Redondo Beach, Calif., native also led the MW with a 1.39 tackles-for-loss average while his seven sacks ranked fourth. Allen made the switch from guard to left tackle this season and started all 14 games, leading all UH linemen in grade and

knockdowns. He did not allow a sack and played every offensive snap in 13 of 14 games.

1,000/1,000 CLUB

Senior wideout Marcus Kemp and junior running back Diocemy Saint Juste each topped 1,000 yards this season in receiving and rushing, respectively, becoming just the second UH duo to reach those marks in the same season. The only other time it occurred was in 2010 - Alex Green (1,199 rushing) and Greg Salas (1,889 receiving)/Kealoha Pilares (1,306 receiving). Kemp finished with 1,100 yards on 73 catches while Saint Juste rushed for 1,006 yards. A UH rusher topped 1,000 yards in consecutive seasons (Paul Harris in 2015) for just the third time in program history.

CATCH HIM IF YOU CAN

Wide receiver Marcus Kemp led the team in receiving yards for the third consecutive year and became just the 19th player in program history to reach 1,000 yards. The Layton, Utah, native posted 73 catches for 1,100 yards and eight touchdowns and ranked fourth in the MW in receptions per game (5.21) and fifth in yards per game (78.6). A mid-season addition to Biletnikoff Award Watch List, Kemp capped his career with 2,570 yards, which ranks ninth all-time. Kemp, who was selected as the team's Most Valuable Player, has 13 career touchdowns.

MR. TOUCHDOWN

Senior running back Steven Lakalaka made a habit of scoring touchdowns last season, boasting a team-high 13 scores and reaching the endzone in 10 of 14 games. His 13 rushing touchdowns ranked fifth in the MW and 30th nationally. The Honolulu native tied a school record (Alex Green, 2010) by rushing for a touchdown in seven straight games earlier in the season. With 1,717 career rushing yards, Lakalaka ranks 11th on the program's all-time rushing list. He had only one lost fumble in 448 career touches (421 rushing attempts, 27 receptions).

WHAT CAN BROWN DO FOR YOU?

Quarterback Dru Brown became the first UH quarterback to win his first two career starts since Tim Carey in 1997 with wins over Nevada and San José State. Since taking over the starting job in Game #5 versus Nevada, Brown threw for 2,283 yards on 192-of-305 passing (62.9%) and

2016 SCHEDULE

Date	Opponent (AP/Coaches)	Result/Time	TV	Series	Notes
Aug. 27	vs. California	L, 31-51	ESPN	Cal leads 3-2	A combined 1,112 yards of offense in clash Down Under
Sept. 3	at #7 Michigan	L, 3-63	ESPN	UM leads 3-0	UH outscored 129-3 in last 3 meetings versus the Big Ten
Sept. 10	UT Martin	W, 41-36	PPV	UH leads 1-0	UH has won 14 straight vs FCS teams
Sept. 17	at Arizona	L, 28-47	Pac-12 Networks	UA leads 5-0	Arizona with TDs on first 3 possessions and rushes for 347 yds
Oct. 1	Nevada*	W, 38-17	PPV	NEV leads 12-9	UH with 344 rushing yards; led 38-3 after three quarters
Oct. 8	at San José State*	W, 34-17	PPV	Tied 19-19-1	UH wins for 7th time in last 8 visits to San José
Oct. 15	UNLV* (Homecoming)	L, 38-41	PPV	UH leads 15-11	Road team won for 1st time in 8 mtgs; teams combine for 31.4Q pts
Oct. 22	at Air Force *	W, 34-27 (2ot)	PPV	AFA leads 13-7-1	AFA miss GW 32-yd FG att.; Kemp with two OT TD receptions
Oct. 29	New Mexico*	L, 21-28	PPV	UH leads 14-10	4Q fumble recovery for TD gives Lobos 7th straight win in series
Nov. 5	at San Diego State*	L, 0-55	CBSSN	SDSU leads 20-9-2	Aztecs return 2 INT for TD, UH held to season-low 215 yds of TO
Nov. 12	#24 Boise State*	L, 16-52	CBSSN	BSU leads 12-3	Kicker Rigo Sanchez converts all 3 FG attempts
Nov. 19	at Fresno State*	W, 14-13	PPV	FS leads 26-22-1	Viane Moala blocks game-winning FG attempt on final play
Nov. 26	Massachusetts	W, 46-40	PPV	UH leads 1-0	Dru Brown career-high 5 TDs

HAWAII BOWL

Dec. 24 **Middle Tennessee** W, 52-35 ESPN UH leads 2-0 1st bowl appearance since 2010; 11th overall

BOLD CAPS = Home games played at Hawaiian Airlines Field at Aloha Stadium * = Mountain West game

19 touchdowns. The San Mateo, Calif., native, had a streak of 118 consecutive attempts without an interception snapped with a first quarter interception against Air Force. However, in that game, Brown threw for a career-high 312 yards (21-of-37) and three scores in leading UH to a double-overtime win. Brown also led the Warriors to a 46-40 victory over UMass, a game in which he passed for five touchdowns and 311 yards. The sophomore ranked fifth among MW quarterbacks in passing efficiency (139.3) and second in completion percentage (62.4%).

PROTECTING THE QB

UH allowed 24 sacks last season, an average of 1.71 per game, which ranked sixth in the MW and 41st nationally. The total was the fewest since the 2004 squad allowed 17 total sacks. In 2015, the Warriors allowed 31 sacks.

THE GOLDEN BOOT

Multi-talented kicker Rigoberto Sanchez was one of the team's Most Valuable Players last season. One of just a handful of kickers nationally to handle all kicking duties, Sanchez was perfect on all 13 of his field-goal attempts and was 49-of-50 in PATs, missing his last attempt in the team's regular-season finale versus UMass. His career-long 55-yard field goal at Michigan was one yard shy of the school record. His last 10 kicks were 40 yards or less.

As a punter, Sanchez helped UH flip the field. His 44.6-yards-per-punt average ranked second in the MW and 10th nationally. He had a MW-leading 20 punts of over 50 yards and 21 inside the 20 yard line. The Hamilton City, Calif., native, was picked as an honorable mention all-MW as a placekicker and punter.

LEADER OF DEFENSE

Linebacker Jahlani Tavai anchored the Hawai'i defense last season and was among the Mountain West leaders in tackles, tackles for loss, and sacks. The Redondo Beach, Calif., native led the MW in TFL, averaging 1.39 per game; was sixth in tackles, averaging 9.2 per game; and was the league-leader in solo tackles with a 6.2 per game average. He also tied for fourth with seven sacks.

Tavai reached double-figure tackles in eight of 14 games, including a career-high 14 tackles

against UNLV. He also recorded 13 tackles, twice, against Cal and Air Force.

A RESURGENT D

The defense made huge strides in UH's four Mountain West wins. In those games, the D combined for 12 sacks and 33 tackles-for-loss. The UH secondary came up with three interceptions at SJSU, the highest total in four years, and six sacks, the highest total in five years. Against Air Force, UH forced three turnovers — two fumbles and the game-winning interception by Jalen Rogers in the second overtime.

GOOD TO HAVE YOU BACK

After sitting out most of the 2015 season with a knee injury, ball-hawk Trayvon Henderson returned to his safety position in 2016 and made a mark on the defense. The Sacramento, Calif., native recorded his seventh career interception and second of the season vs. New Mexico. Henderson finished second on the team with 90 tackles (64 solo, 26 assisted) and had 10.5 tackles-for-loss - including a career-high 3.0 at San Diego State - 2.0 sacks, two interceptions and seven pass breakups. He began the year with 12 tackles versus Cal, had nine against Arizona, and posted a career-high three PBUs against UNLV.

FREQUENT FLYERS

The Warriors made seven road trips during a season that saw them play in four different time zones, including a trek out of the country to Sydney, Australia. UH accumulated 46,568 air miles, enough to circle the globe twice. The "Road Warriors" also logged 766 miles by bus. Of course this type of travel is nothing new for the Rainbow Warriors, who posted 40,125 air miles in 2015 and was the only FBS team to play in five different time zones.

Destination	Opponent	RT Air Miles
Sydney	Cal	10,166
Detroit	Michigan	8,946
Phoenix	Arizona	5,834
San José	San José State	4,834
Denver	Air Force	6,728
San Diego	San Diego State	5,226
San Jose	Fresno State	4,834
Total Miles		46,568

AWARDS & HONORS

All-MW

Jahlani Tavai, 1st Team, LB; Dejon Allen, 2nd Team, OL; Trayvon Henderson, H.M., DB; Marcus Kemp, H.M., WR; Leo Koloamatangi, H.M., OL; Meffy Koloamatangi, H.M., DL; Jalen Rogers, H.M., DB; Rigoberto Sanchez, H.M., PK/P

NFLPA Collegiate Bowl

Rigoberto Sanchez, Leo Koloamatangi

Phil Steele's All-MW

Jahlani Tavai, 1st Team, LB; Marcus Kemp, 2nd Team, WR; Dejon Allen, 2nd Team, OL; Leo Koloamatangi, 3rd Team, OL; Meffy Koloamatangi, 3rd Team, OL; Trayvon Henderson, 3rd Team, DB; Rigoberto Sanchez, 3rd Team, PK/P

Mountain West Player of the Week

Rigoberto Sanchez, Special Teams (Oct. 10); Jahlani Tavai, Defense (Oct. 24); Viane Moala, Special Teams (Nov. 21)

College Sports Madness

Mountain West Player of the Week

Diocemy Saint Juste, Offense (Oct. 2); Damien Packer, Defense (Oct. 24); Dru Brown, Offense (Nov. 27)

Allstate Good Works Team

Makani Kema-Kaleiwahea, DL, Sr.

Academic All-MW

Noah Borden, Dru Brown, Makoa Camanese-Stevens, Zeno Choi, Tevarua Eldridge, Asotui Eli, Penitito Fa'alologo, Davasyia Hagger, Steven Lakalaka, La'akea Look, Solomon Matautia, Brodie Nakama, Kaimana Padello, Ben Scruton, Russell Williams Jr.

NFF Hampshire Honor Society

Brodie Nakama

Fred Biletnikoff Award Watch List

Marcus Kemp, WR, Sr.

Doak Walker Award Watch List

Paul Harris, RB, Sr.

Rimington Award Watch List

Asotui Eli, OL, So.

Wuerffel Trophy Watch List

Leo Koloamatangi, OL, Sr.

Polynesian College Football

Player of the Year Watch List

Asotui Eli, OL, So.; Steven Lakalaka, RB, Sr.; Jahlani Tavai, LB, So.

Team Awards

Alec Waterhouse Most Valuable Player Award:

Marcus Kemp; **Coach June Jones Offensive**

MVP: Dejon Allen; **Coach Bob Wagner**

Defensive MVP: Trayvon Henderson; **Coach**

Dick Tomey Special Teams MVP: Rigoberto

Sanchez; **Coach Tom Kaulukukui Offensive**

Captain: Leo Koloamatangi; **Coach Otto Klum**

Defensive Captain: Kory Rasmussen; **Ben Yee**

Most Inspirational Player: RJ Hollis; **Jenny**

Matsuda Scholar Athlete: Makoa Camanese-

Stevens; **Coach Larry Price Unselfish Warrior:**

Paul Harris; **Coach Dave Holmes Most Improved**

Player: Malachi Mageo; **Coach Jimmy Asato**

Offensive Scout Team: Genta Ito; **Coach Hank**

Vasconcellos Defensive Scout Team: Cole Carter




The Rainbow Warriors celebrate after their first bowl win in 10 years, a Hawai'i Bowl blowout of Middle Tennessee.

GAME 1 • Aug. 27, 2016

ANZ STADIUM (61,247)

Sydney, Australia

	1	2	3	4	OT	Final
Hawai'i (0-1)	14	0	10	7	-	31
>>California (1-0)	17	17	7	10	-	51



SYDNEY — In a historic matchup Down Under, Hawai'i fell to California, 51-31, in the opening game of the 2016 college football season. Cal racked up 630 yards of total offense to spoil the debut of UH head coach Nick Rolovich. The Bears were led by the exploits of senior transfer Davis Webb, who finished with 441 yards passing and four touchdowns, and Chad Hansen who posted 14 catches for 160 yards and a pair of scores.

UH hung tough through more than a quarter and a half before the game turned on miscues in the final four minutes of the opening half. That's when the Bears scored 17 straight points to take a commanding 34-14 lead at the break. UH would get no closer than 17 points in the second half.

The Rainbow Warriors did produce a strong ground performance with 248 yards rushing, including 118 yards and a touchdown from junior Diocemy Saint Juste. He was one of three UH running backs to score, with Steven Lakalaka and Paul Harris also finding the end zone. Senior quarterback Ikaika Woolsey, starting for the second time in a UH season-opener, went 17-of-34 for 234 yards with one touchdown and one interception.

UH came aggressively out of the gates, attempting an onside kick on the game's opening play. Cal recovered and capitalized right away on a Khalf Muhammad 34-yard scoring run a little more than a minute in.

However, UH countered with a Marcus Kemp 39-yard catch-and-run down the sideline for UH's first touchdown of the season. Cal led just 17-14 late in the second quarter but a pair of special team miscues—a penalty on a Cal punt and a kickoff return fumble—set off a 17-0 run by Cal that put UH in a quick hole.

SCORING SUMMARY

1st	13:56	CAL	Muhammad 34 yd run (Anderson kick), 6-48 1:04, UH 0 - CAL 7
	07:39	UH	Kemp 39 yd pass from Woolsey (Sanchez kick), 8-83 3:19, UH 7 - CAL 7
	05:13	CAL	Hansen 17 yd pass from Webb (Anderson kick), 10-61 2:17, UH 7 - CAL 14
	03:50	UH	Saint Juste 53 yd run (Sanchez kick), 3-64 1:17, UH 14 - CAL 14
	01:36	CAL	Anderson 29 yd field goal, 5-41 2:05, UH 14 - CAL 17
2nd	04:00	CAL	Anderson 22 yd field goal, 18-87 7:21, UH 14 - CAL 20
	03:43	CAL	Hansen 34 yd pass from Webb (Anderson kick), 1-34 0:08, UH 14 - CAL 27
	00:07	CAL	Webb 4 yd run (Anderson), 8-85 1:35, UH 14 - CAL 34
3rd	11:50	UH	Sanchez 42 yd field goal, 8-59 3:05, UH 17 - CAL 34
	08:18	CAL	Stovall 14 yd pass from Webb (Anderson kick), 9-73 3:27, UH 17 - CAL 41
	02:04	UH	Lakalaka 4 yd run (Sanchez kick), 15-84 6:11, UH 24 - CAL 41
4th	10:08	CAL	Anderson 25 yd field goal, 9-32 2:12, UH 24 - CAL 44
	07:01	CAL	Veasy 33 yd pass from Webb (Anderson), 5-70 1:13, UH 24 - CAL 51
	03:40	UH	Harris 15 yd run (Sanchez kick), 10-91 3:13, UH 31 - CAL 51

	UH	CAL
FIRST DOWNS	26	30
RUSHES-YARDS (NET)	38-248	35-189
PASSING YDS (NET)	234	441
Passes Att-Comp-Int	34-17-1	54-38-0
TOTAL OFFENSE PLAYS-YARDS	72-482	89-630
Fumble Returns-Yards	0-0	0-0
Punt Returns-Yards	0-0	2-1
Kickoff Returns-Yards	7-145	4-125
Interception Returns-Yards	0-0	1-3
Punts (Number-Avg)	4-37.2	3-31.3
Fumbles-Lost	4-2	0-0
Penalties-Yards	6-52	6-80
Possession Time	29:07	30:53
Third-Down Conversions	8 of 14	7 of 16
Fourth-Down Conversions	1 of 1	2 of 2
Red-Zone Scores-Chances	2-2	6-7
Sacks By: Number-Yards	2-22	1-1

RUSHING: Hawai'i-Saint Juste, Diocemy 14-118; Lakalaka, Steven 11-61; Harris, Paul 7-36; Woolsey, Ikaika 6-33. California-Muhammad, Khalf 10-96; Enwere, Vic 10-73; Watson, Tre 11-33; Webb, Davis 4-minus 13. **PASSING:** Hawai'i-Woolsey, Ikaika 17-34-1-234. California-Webb, Davis 38-54-0-441. **RECEIVING:** Hawai'i-Ursua, John 5-70; Kemp, Marcus 4-73; Collie, Dylan 3-26; Saint Juste, Diocemy 2-35; Hagger, Davasyia 1-19; Barker, Ammon 1-7; Torres, Dakota 1-4. California-Hansen, Chad 14-160; Rivera, Bug 5-54; Stovall, Melqui 4-61; Wharton III, Vi 3-47; Veasy, Jordan 2-41; Singleton, Bran 2-14; Robertson, Deme 2-12; Enwere, Vic 2-5; Hudson, Raymond 1-22; Noa, Kanawai 1-18; Austin, Jack 1-4; Duncan, Jordan 1-3.

GAME 2 • Sept. 3, 2016

MICHIGAN STADIUM (110,222)

Ann Arbor, Mich.

	1	2	3	4	OT	Final
Hawai'i (0-2)	0	0	0	3	-	3
>>#7 Michigan (1-0)	14	21	21	7	-	63



ANN ARBOR — No. 7 Michigan displayed its Top 10 pedigree with a 63-3 win over Hawai'i at Michigan Stadium. UH dropped to 0-2 while playing in front of 110,222 fans, the biggest crowd ever for a UH game.

The Wolverines flexed their muscles on both sides of the ball, finding the end zone on the ground, in the air, and twice on defense. Michigan took a 35-0 lead into the locker room at halftime and eventually outgained UH, 512-232, for the game.

Chris Evans rushed for 112 yards and two touchdowns, while junior quarterback Wilton Speight went 10-of-13 for 145 yards and three touchdowns in a little more than a half of action.

Marcus Kemp led the UH offense with five catches for 96 yards. Signal caller Ikaika Woolsey went 7-of-13 for 88 yards, while sophomore Dru Brown came in the second half to go 5-of-10 for 63 yards and added 49 yards rushing in his first action as a Rainbow Warrior.

UH put up 31 points and gained 482 yards in its opener against Pac-12 opponent Cal, but it was a far different story against one of the best defenses in the land. Michigan held UH to -17 yards in the first quarter alone and for the game returned a pair of interceptions for touchdowns.

Rigoberto Sanchez provided the biggest bright spot for UH in the fourth quarter when he nailed a career-long 55-yard field goal in the fourth quarter to prevent the shutout. The field goal was one yard short of the school-record shared by Jason Elam (1992) and Justin Ayat (2004).

SCORING SUMMARY

1st	07:29	UM	Perry 12 yd pass from Speight (Allen kick), 11-98 4:57, UH 0 - MICH 7
	01:25	UM	Butt 19 yd pass from Speight (Allen kick), 8-68 3:49, UH 0 - MICH 14
2nd	11:21	UM	Darboh from Speight (Allen kick), 6-48 2:47, UH 0 - MICH 21
	10:36	UM	Hill D. 27 yd interception return (Allen kick), , UH 0 - MICH 28
	06:07	UM	Evans 18 yd run (Allen kick), 7-66 2:44, UH 0 - MICH 35
3rd	13:44	UM	Evans 43 yd run (Tice kick), 3-68 1:16, UH 0 - MICH 42
	10:51	UM	Stribling 51 yd interception return (Tice kick), , UH 0 - MICH 49
	00:18	UM	Hill K. 4 yd run (Tice kick), 10-74 5:11, UH 0 - MICH 56
4th	12:30	UH	Sanchez 55 yd field goal, 7-38 2:48, UH 3 - MICH 56
	07:15	UM	Higdon 5 yd run (Tice kick), 10-72 5:15, UH 3 - MICH 63

	UH	MICH
FIRST DOWNS	16	26
RUSHES-YARDS (NET)	37-81	39-306
PASSING YDS (NET)	151	206
Passes Att-Comp-Int	23-12-2	20-17-1
TOTAL OFFENSE PLAYS-YARDS	60-232	59-512
Fumble Returns-Yards	0-0	0-0
Punt Returns-Yards	0-0	2-28
Kickoff Returns-Yards	6-123	2-20
Interception Returns-Yards	1-0	2-78
Punts (Number-Avg)	6-42.7	0-0.0
Fumbles-Lost	2-0	0-0
Penalties-Yards	8-60	3-33
Possession Time	32:05	27:55
Third-Down Conversions	1 of 11	7 of 7
Fourth-Down Conversions	1 of 2	0 of 0
Red-Zone Scores-Chances	0-1	6-6
Sacks By: Number-Yards	0-0	4-41

RUSHING: Hawai'i-BROWN, Dru 5-49; LAKALAKA, S. 8-40; HARRIS, Paul 6-15; SAINT JUSTE, D. 12-15; Team 1-minus 4; WOOLSEY, Ikaika 5-minus 34. Michigan-Evans, Chris 8-112; Isaac, Ty 9-52; Higdon, Karan 6-35; McDoom, Eddie 2-34; Smith, De'Veon 6-27; Davis, Kingston 2-17; Morris, Shane 1-14; Chesson, Jehu 2-11; Hill, Khalid 1-4; Beneducci, Joe 1-1; Hewlett, Joe 1-minus 1. **PASSING:** Hawai'i-WOOLSEY, Ikaika 7-13-1-88; BROWN, Dru 5-10-1-63. Michigan-Speight, Wilton 10-13-1-145; Morris, Shane 4-4-0-45; O'Korn, John 3-3-0-16. **RECEIVING:** Hawai'i-KEMP, Marcus 5-96; COLLIE, Dylan 4-30; URSUA, John 2-22; HAGGER, D. 1-3. Michigan-Chesson, Jehu 3-43; Darboh, Amara 3-42; McDoom, Eddie 2-15; McKeon, Sean 2-10; Ways, Maurice 1-22; Butt, Jake 1-19; Crawford, Kekoa 1-18; Hirsch, Michael 1-15; Perry, Grant 1-12; Hill, Khalid 1-7; Poggi, Henry 1-3.

GAME 3 • Sept. 10, 2016

ALOHA STADIUM (25,714)

Honolulu, O'ahu

	1	2	3	4	OT	Final
UT Martin (0-2)	10	7	7	12	-	36
>>Hawai'i (1-2)	7	7	14	13	-	41



HONOLULU — In a roller coaster of a game, Hawai'i pulled off a thrilling 41-36 win over UT Martin in its home opener. After dropping their first two games of the season nearly a world away from the islands, home field proved the remedy for the Rainbow Warriors who improved to 1-2, using a big second half to rally past the Skyhawks.

UH scored three unanswered touchdowns in the second half to erase a 10-point deficit, but needed another touchdown late in the fourth to capture its first win of the year and hand Nick Rolovich his first win as UH head coach.

Ikaika Woolsey overcame three interceptions by throwing a career-high four touchdowns, including a 63-yard pass to Marcus Kemp that gave UH the lead for good with 6:43 left in the game. All three of

Kemp's catches went for touchdowns as the senior also finished with a game-high 103 receiving yards. Saturday marked Kemp's first 100-yard receiving game of the year and seventh of his career.

UH managed just five first downs and 107 yards of total offense and UTM racked up 159 yards on the ground to take a 17-14 lead into the locker room at the break. The Skyhawks extended its lead to 24-14 in the third quarter.

However, UH roared back with 21 unanswered points. Diocemy Saint Juste rolled in from 24 yards to trim the deficit and Kemp followed with a 33-yard touchdown reception over the middle. A Metuisela 'Unga touchdown catch, the first of his career, gave the 'Bows a 35-24 lead early in the fourth.

The Skyhawks responded with 14 straight points, including a 65-yard scoring strike and a 79-yard punt return with 9:02 left in the game to take a 36-35 lead.

That set the stage for Kemp's heroics whose 63-yard touchdown from Woolsey also put him over the century mark in receiving yards. With time winding down, Jalen Rogers capped a final UH defensive stand with an interception, following key sacks by Makani Kema-Kaleiwahea and Trayvon Henderson to hold off the upset-minded Skyhawks.

SCORING SUMMARY

1st	09:33	UTM	MERSMAN 27 yd field goal, 10-64 5:27, UTM 3 - UH 0
	03:59	UH	KEMP 7 yd pass from WOOLSEY (SANCHEZ), 11-81 5:29, UTM 3 - UH 7
	00:18	UTM	KERRICK 12 yd pass from COOK (MERSMAN), 3-46 1:01, UTM 10 - UH 7
2nd	09:45	UTM	McELRATH 16 yd pass from COOK (MERSMAN), 8-85 3:50, UTM 17 - UH 7
	06:57	UH	LAKALAKA 15 yd run (SANCHEZ), 2-19 0:38, UTM 17 - UH 14
3rd	10:14	UTM	BOWE 26 yd run (MERSMAN), 7-47 3:11, UTM 24 - UH 14
	07:43	UH	SAINT JUSTE 24 yd run (SANCHEZ), 2-25 0:47, UTM 24 - UH 21
	03:24	UH	KEMP 33 yd pass from WOOLSEY, Ikaika (SANCHEZ), 3-49 1:14, UTM 24 - UH 28
4th	11:42	UH	'UNGA 36 yd pass from WOOLSEY, Ikaika (SANCHEZ), 8-80 3:41, UTM 24 - UH 35
	11:32	UTM	AXLINE 65 yd pass from COOK (COOK pass failed), 1-65 0:10, UTM 30 - UH 35
	09:02	UTM	LEE 79 yd punt return (COOK pass failed), UTM 36 - UH 35
	06:43	UH	KEMP 63 yd pass from WOOLSEY (WOOLSEY pass failed), 6-80 2:13, UTM 36 - UH 41

	UTM	UH
FIRST DOWNS	22	15
RUSHES-YARDS (NET)	43-214	37-175
PASSING YDS (NET)	204	203
Passes Att-Comp-Int	26-12-2	20-10-3
TOTAL OFFENSE PLAYS-YARDS	69-418	57-378
Fumble Returns-Yards	0-0	0-0
Punt Returns-Yards	2-69	1-0
Kickoff Returns-Yards	6-103	7-143
Interception Returns-Yards	3-28	2-0
Punts (Number-Avg)	3-35.7	5-47.2
Fumbles-Lost	4-2	0-0
Penalties-Yards	9-63	7-52
Possession Time	34:17	25:43
Third-Down Conversions	4 of 15	4 of 11
Fourth-Down Conversions	3 of 4	1 of 1
Red-Zone Scores-Chances	3-4	2-2
Sacks By: Number-Yards	1-5	2-19

RUSHING: UT Martin-BOWE 18-113; FAIR 12-81; WEATHERS 1-9; COOK 7-8; RAY 5-3. Hawai'i-SAINT JUSTE, D. 16-92; LAKALAKA, S. 11-71; WOOLSEY, Ikaika 4-17; HARRIS, Paul 2-4; Team 3-minus 4; BROWN, Dru 1-minus 5. **PASSING:** UT Martin-COOK 12-26 2-204. Hawai'i-WOOLSEY, Ikaika 9-18 3-205; BROWN, Dru 1-2-0-minus 2. **RECEIVING:** UT Martin-AXLINE 3-104; FAIR 2-41; WEATHERS 2-22; McKILLION 2-8; McELRATH 1-16; KERRICK 1-12; LEE 1-1. Hawai'i-KEMP, Marcus 3-103; SAINT JUSTE, D. 3-13; BARKER, Ammon 1-37; 'UNGA, M. 1-36; CAMANSE-STEVENSON 1-10; COLLIE, Dylan 1-4.

GAME 4 • Sept. 17, 2016

ARIZONA STADIUM (50,116)

Tucson, Ariz.

	1	2	3	4	OT	Final
Hawai'i (1-3)	7	0	7	14	-	28
>>Arizona (2-1)	20	14	10	3	-	47



TUCSON — Hawai'i got off to a sluggish start and couldn't recover in a 47-28 loss to Arizona at Arizona Stadium. The Rainbow Warriors dropped to 1-3 on the season with all three losses coming away from the islands.

Arizona jumped out to a 20-point lead just 10 minutes into the game and carried a 34-7 lead into the locker room at the half to cruise to victory. Sophomore quarterback Brandon Dawkins rushed for three touchdowns and passed for another—all in the first half—to lead the Wildcats (2-1), who racked up 585 yards of total offense. JJ Taylor added 168 yards rushing and a touchdown as Arizona finished with 347 yards on the ground.

The Warriors gained some momentum late in the first quarter, as UH got on the board with an 81-yard drive, fueled by a pair of catches by John Ursua, including a 15-yard scoring strike from Ikaika Woolsey. It was Ursua's first career touchdown catch.

A key play happened in the second quarter when a Woolsey 48-yard touchdown bomb to Dylan Collie was wiped out by a holding penalty. That potential score would've cut the UH deficit to 20-13. Instead, after the penalty, the 'Bows subsequently turned the ball over on downs and Arizona went on to score two more touchdowns in the quarter to take a commanding lead into the half.

The Rainbow Warrior offense was able to put together three scoring drives after the break under the direction of sophomore Dru Brown, who played the entire second half at quarterback. Running back Steven Lakalaka, who recorded a team-high 16 carries for 63 yards, had a pair of touchdown runs. Meanwhile, Brown (144 yards passing, 33 yards rushing) scored on a 3-yard run in the fourth quarter. However, it was too little, too late, for the 'Bows who remain winless in five all-time meetings with Arizona.

SCORING SUMMARY

1st	09:13	AZ	Dawkins 24 yd run (Matthews rush failed), 8-88 2:39, UH 0 - ARIZ 6
	05:00	AZ	Dawkins 14 yd run (Pollack), 6-82 1:59, UH 0 - ARIZ 13
	04:44	AZ	Johnson 24 yd run (Pollack), 1-24 0:09, UH 0 - ARIZ 20
	01:10	UH	URSUA15 yd pass from WOOLSEY (SANCHEZ, R. kick), 9-81 3:29, UH 7 - ARIZ 20
2nd	07:17	AZ	Brown, S. 56 yd pass from Dawkins, B. (Pollack, J. kick), 4-75 1:14, UH 7 - ARIZ 27
	01:44	AZ	Dawkins, B. 6 yd run (Pollack, J. kick), 9-80 3:47, UH 7 - ARIZ 34
3rd	09:27	AZ	Pollack, J. 27 yd field goal, 12-81 5:28, UH 7 - ARIZ 37
	04:04	UH	LAKALAKA, S. 1 yd run (SANCHEZ, R. kick), 13-78 5:18, UH 14 - ARIZ 37
	03:28	AZ	Taylor, J.J. 61 yd run (Pollack, J. kick), 2-51 0:36, UH 14 - ARIZ 44
4th	14:54	UH	LAKALAKA, S. 6 yd run (SANCHEZ, R. kick), 10-67 3:27, UH 21 - ARIZ 44
	10:00	AZ	Pollack, J. 28 yd field goal, 11-61 4:52, UH 21 - ARIZ 47
	04:25	UH	BROWN, Dru 3 yd run (SANCHEZ, R. kick), 12-74 5:27, UH 28 - ARIZ 47

	UH	ARIZ
FIRST DOWNS	25	28
RUSHES-YARDS (NET)	38-168	49-347
PASSING YDS (NET)	261	235
Passes Att-Comp-Int	43-21-1	21-16-0
TOTAL OFFENSE PLAYS-YARDS	81-429	70-582
Fumble Returns-Yards	0-0	0-0
Punt Returns-Yards	0-0	3-12
Kickoff Returns-Yards	6-124	2-26
Interception Returns-Yards	0-0	1-0
Punts (Number-Avg)	5-50.4	4-46.2
Fumbles-Lost	1-1	1-0
Penalties-Yards	12-95	11-105
Possession Time	31:36	28:24
Third-Down Conversions	8 of 15	4 of 11
Fourth-Down Conversions	1 of 2	0 of 0
Red-Zone Scores-Chances	4-4	4-4
Sacks By: Number-Yards	0-0	1-7

RUSHING: Hawai'i-LAKALAKA, S. 16-63; SAINT JUSTE, D. 8-34; BROWN, Dru 5-33; HARRIS, Paul 6-25; WOOLSEY, Ikaika 3-13. Arizona-Taylor, J.J. 18-168; Dawkins, B. 15-118; Green, Z. 9-35; Johnson, T. 2-27; Wilson, N. 2-3; TEAM 3-minus 4. **PASSING:** Hawai'i-WOOLSEY, Ikaika 11-25 1-117; BROWN, Dru 10-18 0-144. Arizona-Dawkins, B. 16-21 0-235. **RECEIVING:** Hawai'i-KEMP, Marcus 6-81; URSUA, John 5-83; TIMOTEO, K. 3-35; LAKALAKA, S. 3-14; COLLIE, Dylan 2-27; BARKER, Ammon 1-11; TORRES, Dakota 1-10. Arizona-Brown, S. 5-92; Phillips, N. 3-35; Grant, S. 2-17; Poindexter, S. 1-25; Taylor, J.J. 1-18; Cooper, D. 1-15; Griffey, T. 1-13; Johnson, T. 1-12; Wood, T. 1-8.

GAME 5 • Oct. 1, 2016

ALOHA STADIUM (23,503)

Honolulu, O'ahu

	1	2	3	4	OT	Final
Nevada (2-3, 0-1)	0	3	0	14	-	17
>>Hawai'i (2-3, 1-0)	3	14	21	0	-	38



HONOLULU — Hawai'i opened Mountain West play with a convincing 38-17 win over Nevada. With the win, the Rainbow Warriors broke a nine-game conference losing streak dating back to 2014 and delivered first-year head coach Nick Rolovich a victory over his former team.

UH also snapped a five-game losing streak to Nevada, where Rolovich spent the past four seasons as offensive coordinator. UH's last victory over the Wolf Pack was against a Colin Kaepernick-led squad in 2010 in Honolulu.

Junior running back Diocemy Saint Juste rushed for a career-high 205 yards, earning the No. 8 spot on UH's all-time single-game list. He also became the 10th player in school history to rush for 200 yards.

On the receiving front, tight end Metuiseala 'Unga supplied two touchdown grabs while wideout Marcus Kemp added six catches for 88 yards. Dru Brown finished the night 15-of-18 passing for 222 yards and two scores in his first career start.

The UH offense caught fire early in the second quarter, pushing ahead with Saint Juste, who piled up 114 yards on 10 carries by halftime. Running back Steven Lakalaka struck first for six on the scoreboard, punctuating an 88-yard drive with a 4-yard plunge. Later, with time winding down in the first half, 'Unga's twisting one-handed, highlight-reel grab for his first touchdown of the game gave the Warriors a 17-3 advantage. The scoring drive was highlighted by a 32-yard catch by wideout Makoa Camanse-Stevens. On the other side of the ball, the Hawai'i defense kept Nevada out of the end zone and held them to 62 passing yards in the first half.

UH broke the game wide open in the third quarter with three touchdown drives. Wideout John Ursua capped a 75-yard drive with a touchdown run before 'Unga later produced his second score of the night. Sophomore Kaiwi Chung capped off the quarter with a 1-yard run.

SCORING SUMMARY

1st	05:23	UH	SANCHEZ 27 yd field goal, 10-81 6:06, NEV 0 - UH 3
2nd	08:43	UH	LAKALAKA 4 yd run (SANCHEZ, R. kick), 10-88 4:05, NEV 0 - UH 10
	02:28	NEV	ZUZO 31 yd field goal, 14-61 6:15, NEV 3 - UH 10
	00:48	UH	'UNGA 16 yd pass from BROWN (SANCHEZ, R. kick), 6-79 1:35, NEV 3 - UH 17
3rd	13:48	UH	URSUA 5 yd run (SANCHEZ, R. kick), 4-75 1:12, NEV 3 - UH 24
	06:10	UH	'UNGA 8 yd pass from BROWN (SANCHEZ, R. kick), 6-95 2:48, NEV 3 - UH 31
	01:02	UH	CHUNG 1 yd run (SANCHEZ, R. kick), 6-58 3:07, NEV 3 - UH 38
4th	10:09	NEV	DEMPS 9 yd pass from STEWART (ZUZO, Brent kick), 8-65 3:21, NEV 10 - UH 38
	05:02	NEV	KINCAIDE 2 yd run (ZUZO, Brent kick), 4-69 1:11, NEV 17 - UH 38

	NEV	UH
FIRST DOWNS	23	24
RUSHES-YARDS (NET)	42-194	40-344
PASSING YDS (NET)	203	222
Passes Att-Comp-Int	33-19-0	18-15-0
TOTAL OFFENSE PLAYS-YARDS	75-397	58-566
Fumble Returns-Yards	0-0	0-0
Punt Returns-Yards	2-11	0-0
Kickoff Returns-Yards	3-84	1-13
Interception Returns-Yards	0-0	0-0
Punts (Number-Avg)	4-48.5	3-48.0
Fumbles-Lost	0-0	2-1
Penalties-Yards	9-95	10-90
Possession Time	31:36	28:24
Third-Down Conversions	8 of 17	2 of 7
Fourth-Down Conversions	0 of 2	0 of 0
Red-Zone Scores-Chances	3-4	6-6
Sacks By: Number-Yards	2-13	4-35


RUSHING: Nevada-BUTLER, James 21-168; KINCAIDE, J. 7-9; GANGI, Ty 1-8; STEWART, Tyler 10-8; LYNCH, Akeel 3-1. Hawai'i-SAINT JUSTE, D. 19-205; HARRIS, Paul 7-85; BROWN, Dru 7-31; LAKALAKA, S. 5-17; URSUA, John 1-5; CHUNG, Kaiwi 1-1. **PASSING:** Nevada-STEWART, Tyler 19-33-0-203. Hawai'i-BROWN, Dru 15-18-0-222. **RECEIVING:** Nevada-DEMPS, Wyatt 4-53; RICHARDSON, J. 4-39; CELIS, Andrew 3-52; BUTLER, James 3-16; HENDERSON, H. 2-23; CARROW, Austin 1-11; GIPSON, Jarred 1-6; KINCAIDE, J. 1-3. Hawai'i-KEMP, Marcus 6-88; BARKER, Ammon 3-48; CAMANSE-STEVENS 2-40; 'UNGA, M. 2-24; TIMOTEO, K. 1-13; URSUA, John 1-9.

GAME 6 • Oct. 8, 2016

CEFCU STADIUM (16,837)

San José, Calif.

	1	2	3	4	OT	Final
>>Hawai'i (3-3, 2-0)	3	21	0	10	-	34
San José State (1-5, 0-2)	3	7	7	0	-	17



SAN JOSÉ — Hawai'i won its second consecutive contest and snapped a nine-game road losing streak with an emphatic 34-17 win over San José State. With the win, UH already matched its win total from 2015 (3-10) and is off to its first-ever 2-0 conference start since joining the Mountain West in 2012.

Coming off a huge home win over Nevada last week, the Rainbow Warriors continued their momentum with an impressive display in all three phases of the game. The UH offense kept humming with another 30-plus point performance and 431 yards of offense. Special teams got a pair of field goals and blocked an SJSU field goal that kept the Spartans at bay in the second half.

However, most impressive was the UH defense which recorded six sacks, 11 tackles-for-loss, and three interceptions. After allowing SJSU to score on each of their first two drives, the Rainbow Warriors pitched a shutout the rest of the way as the Spartan offense failed to score on its final 12 possessions.

The first 20 minutes of the game was a back-and-forth affair. Each of the first four drives of the game resulted in points and a 10-10 tie early in the second quarter. The game turned in UH's favor midway through the second quarter after a gutsy call by UH head coach Nick Rolovich. UH went for it on 4th-and-1 from the team's own 38-yard line and the result was a 62-yard touchdown run by quarterback Dru Brown. The sophomore signal caller followed up with a 39-yard toss to Ammon Barker with 26 seconds remaining in the half, allowing UH to take a 24-10 lead into the locker room.

San José State cut the deficit to 24-17 heading into the fourth quarter. But Trayvon Henderson's interception - UH's third of the game - helped set up a Steven Lakalaka 30-yard run to push the 'Bows' lead back to two touchdowns. UH never looked back with a stout defensive effort led by Jahlan Tavai's 10 tackles, including two sacks and three TFLs. Offensively, Dru Brown finished with 287 yards passing and two touchdowns on 24-of-33 passing. A total of 228 of his yards came in the first half alone. His top target of the day was Marcus Kemp, who hauled in six catches for 69 yards.

SCORING SUMMARY

1st	09:59	SJ	CRAWFORD 20 yd field goal, 9-86 5:01, UH 0 - SJ 3
	05:07	UH	SANCHEZ 24 yd field goal, 13-69 4:52, UH 3 - SJ 3
2nd	14:57	SJ	HOLMES 8 yd pass from POTTER (CRAWFORD), 12-85 5:06, UH 3 - SJ 10
	12:46	UH	COLLIE 24 yd pass from BROWN (SANCHEZ), 5-75 2:11, UH 10 - SJ 10
	08:20	UH	BROWN 62 yd run (SANCHEZ), 4-71 1:45, UH 17 - SJ 10
	00:26	UH	BARKER 39 yd pass from BROWN (SANCHEZ), 5-77 0:51, UH 24 - SJ 10
3rd	04:16	SJ	GINDA 19 yd fumble recovery (CRAWFORD), UH 24 - SJ 17
4th	12:53	UH	LAKALAKA 30 yd run (SANCHEZ), 4-44 2:00, UH 31 - SJ 17
	07:04	UH	SANCHEZ 35 yd field goal, 7-42 3:18, UH 34 - SJ 17

	UH	SJ
FIRST DOWNS	20	16
RUSHES-YARDS (NET)	31-144	40-164
PASSING YDS (NET)	287	175
Passes Att-Comp-Int	33-24-0	33-18-3
TOTAL OFFENSE PLAYS-YARDS	64-431	73-339
Fumble Returns-Yards	0-0	1-19
Punt Returns-Yards	0-0	2-42
Kickoff Returns-Yards	0-0	5-81
Interception Returns-Yards	3-6	0-0
Punts (Number-Avg)	6-44.5	3-46.0
Fumbles-Lost	2-2	0-0
Penalties-Yards	9-85	4-25
Possession Time	29:44	30:16
Third-Down Conversions	2 of 13	6 of 15
Fourth-Down Conversions	1 of 1	1 of 4
Red-Zone Scores-Chances	2-2	2-2
Sacks By: Number-Yards	6-26	2-22

RUSHING: Hawai'i-BROWN, Dru 6-54; SAINT JUSTE, D. 16-38; LAKALAKA, S. 4-36; HARRIS, Paul 3-29; URSUA, John 1-4; Team 1-minus 17. San Jose State-ROBERSON, Malik 19-91; CRAWLEY, Tim 3-39; COOPER, Deontae 7-30; HARTLEY, Tre 1-18; TEAM 1-minus 1; LOVE, Josh 1-minus 4; POTTER, Kenny 8-minus 9. **PASSING:** Hawai'i-BROWN, Dru 24-33-0-287. San Jose State-POTTER, Kenny 16-30-3-160; LOVE, Josh 2-3-0-15. **RECEIVING:** Hawai'i-KEMP, Marcus 6-69; URSUA, John 5-52; COLLIE, Dylan 4-54; TIMOTEO, K. 3-28; 'UNGA, M. 2-41; BARKER, Ammon 2-38; CAMANSE-STEVENS 1-6; SAINT JUSTE, D. 1-minus 1. San Jose State-HARTLEY, Tre 4-41; CRAWLEY, Tim 4-38; HOLMES, Justin 4-37; FREEMAN, Billy 3-51; ROBERSON, Malik 3-8.

GAME 7 • Oct. 15, 2016

ALOHA STADIUM (31,287)
Honolulu, O'ahu

	1	2	3	4	OT	Final
>>UNLV (3-4, 2-1)	7	14	3	17	-	41
Hawai'i (3-4, 2-1)	7	14	3	14	-	38



HONOLULU — Hawai'i lost a heartbreaker to UNLV, 41-38, for its fifth straight Homecoming defeat in front of a season-high crowd of 31,287.

After a back-and-forth contest, the Rainbow Warriors appeared to catch a couple of breaks in the fourth quarter only to watch the Rebels close the gap and eventually secure the victory with a 28-yard field goal by Evan Pantels with 49 seconds left.

First, after an apparent UNLV fumble recovery, Marcus Kemp alertly touched his fumbled ball while his own feet were out of bounds, allowing Hawai'i to retain possession after review. Running back Paul Harris punched in a score two plays later to give the Warriors a 38-31 lead. UNLV

(3-4, 2-1 MW), however, answered quickly to tie the game with a touchdown on its ensuing drive on a 34-yard touchdown run by Lexington Thomas.

Later, UNLV's Darius Mouton scooped up a Dru Brown fumble - the only turnover of the game - and his apparent touchdown return was called back due to penalty. The Rebels still managed to march down field, setting up Pantels' game-winning field goal.

Offensively, Brown finished the night going 17-for-32 with two touchdowns. Kemp caught six passes for a career-high 126 yards and surpassed a 2,000-yard career mark. Harris led the team with 94 yards rushing and 254 all-purpose yards while Diocemy Saint Juste chipped in with 81 yards on the ground and caught his first career receiving touchdown in the fourth quarter. After holding each of the previous two opponents to 17 points, the Hawai'i defense surrendered 536 yards of total offense. Jahlan Tavai led the Rainbow Warriors with a career-high 14 tackles.

SCORING SUMMARY

1st	03:37	LV	BOYD 2 yd pass from SNEED (PANTELS kick), 10-64 4:34, LV 7 - UH 0
	00:35	UH	LAKALAKA 1 yd run (SANCHEZ kick), 6-69 2:53, LV 7 - UH 7
2nd	10:26	UH	TORRES 3 yd pass from BROWN (SANCHEZ kick), 8-71 3:51, LV 7 - UH 14
	06:07	LV	THOMAS 37 yd pass from SNEED (PANTELS kick), 11-90 4:12, LV 14 - UH 14
	02:26	UH	LAKALAKA 1 yd run (SANCHEZ kick), 9-75 3:41, LV 14 - UH 21
	00:34	LV	GREENE 1 yd run (PANTELS kick), 10-76 1:46, LV 21 - UH 21
3rd	05:10	LV	PANTELS 18 yd field goal, 13-81 5:15, LV 24 - UH 21
	02:15	UH	SANCHEZ 24 yd field goal, 8-74 2:49, LV 24 - UH 24
4th	13:47	UH	SAINT JUSTE 7 yd pass from BROWN (SANCHEZ kick), 5-45 1:57, LV 24 - UH 31
	10:50	LV	GREENE 1 yd run (PANTELS kick), 6-78 2:51, LV 31 - UH 31
	09:02	UH	HARRIS 7 yd run (SANCHEZ kick), 4-79 1:41, LV 31 - UH 38
	04:58	LV	THOMAS 34 yd run (PANTELS kick), 10-80 3:57, LV 38 - UH 38
	00:49	LV	PANTELS 28 yd field goal, 7-45 2:07, LV 41 - UH 38

	NEV	UH
FIRST DOWNS	29	20
RUSHES-YARDS (NET)	51-256	33-229
PASSING YDS (NET)	279	217
Passes Att-Comp-Int	29-19-0	32-17-0
TOTAL OFFENSE PLAYS-YARDS	80-535	65-446
Fumble Returns-Yards	1-13	0-0
Punt Returns-Yards	1-3	0-0
Kickoff Returns-Yards	7-119	5-160
Interception Returns-Yards	0-0	0-0
Punts (Number-Avg)	4-41.0	3-38.7
Fumbles-Lost	1-0	2-1
Penalties-Yards	8-86	7-61
Possession Time	32:01	27:59
Third-Down Conversions	10 of 16	8 of 15
Fourth-Down Conversions	0 of 0	0 of 1
Red-Zone Scores-Chances	5-6	6-6
Sacks By: Number-Yards	1-19	0-0

RUSHING: UNLV-THOMAS, L. 21-102; WILLIAMS, C. 14-85; SNEED, Dalton 11-61; GREENE, David 4-9; TEAM 1-minus 1. Hawai'i-HARRIS, Paul 7-94; SAINT JUSTE, D. 10-81; BROWN, Dru 8-32; LAKALAKA, S. 7-25; Team 1-minus 3. **PASSING:** UNLV-SNEED, Dalton 19-27 0-279; CUI III, Allan 0-1-0-0; PALANDECH, Kurt 0-1-0-0. Hawai'i-BROWN, Dru 17-32 0-217. **RECEIVING:** UNLV-BOYD, Devonte 6-83; STEVENSON, M. 4-31; FLOWERS, J. 3-25; HOLT, Tim 2-53; PRICE, Andrew 2-44; THOMAS, L. 2-43. Hawai'i-KEMP, Marcus 6-126; COLLIE, Dylan 4-23; TORRES, Dakota 2-17; TIMOTEO, K. 2-15; URSUA, John 1-21; BARKER, Ammon 1-8; SAINT JUSTE, D. 1-7.

GAME 8 • Oct. 22, 2016

FALCON STADIUM (29,132)
Colorado Springs, Colo.

	1	2	3	4	OT	Final
>>Hawai'i (4-4, 3-1)	0	10	3	7	14	34
Air Force (4-3, 2-2)	7	0	6	7	7	27



COLORADO SPRINGS — Hawai'i gave one of its grittiest efforts in recent memory to pull out a 34-27 double-overtime road win over Air Force (4-3, 2-2 MW) at Falcon Stadium, just its second-ever win in Colorado Springs and first since 1992.

The Rainbow Warriors, who won at San José State two weeks ago, earned wins in consecutive road games for the first time since 2010. In the process UH also snapped Air Force's 15-game home win streak, the second-longest streak in the nation. In addition to the road streak brewing, UH was able to return the Kuter Trophy to the islands, ending its 15-year stint in Colorado Springs.

Marcus Kemp had a career-high 151 yards receiving and pair of overtime touchdowns, including a 25-yarder from Dru Brown in the second overtime that proved to be the game-winner. Senior defensive back Jalen Rogers sealed the win for UH when he intercepted Nate Romine's last-ditch effort to the end-zone on 4th-and-7 on Air Force's ensuing possession.

The teams went to overtime only after a surprising key play at the end of regulation. After a back-and-forth contest, especially in the second half, Air Force strung together a 19-play, 75-yard drive that ate up the final 8:18 of the clock. However, Luke Strebel's 32-yard field goal to win the game as time expired went wide-right for his first miss in 14 attempts this season.

UH led 10-7 at the half and the game was tied 13-13 heading into the fourth quarter. The team traded 75-yard scoring drives in the fourth quarter, including a UH drive that ended with a 40-yard touchdown pass from Brown to John Ursua, drawing the score to 20-20 with less than nine minutes remaining. Brown finished with a career-high 21-of-37 for 312 yards and three touchdowns, while throwing two interceptions, snapping a streak of 118 attempts without a pick. Ursua also had a career game with seven catches for 108 yards and one touchdown.

SCORING SUMMARY

1st	07:27	AF	McVEY 6 yd run (STREBEL kick), 13-79 5:43, UH 0 - AF 7
2nd	11:29	UH	SANCHEZ 25 yd field goal, 8-45 2:47, UH 3 - AF 7
	00:07	UH	LAKALAKA 1 yd run (SANCHEZ kick), 8-36 3:24, UH 10 - AF 7
3rd	12:40	AF	STREBEL 47 yd field goal, 5-45 2:20, UH 10 - AF 10
	09:17	AF	STREBEL 42 yd field goal, 6-18 2:17, UH 10 - AF 13
	02:02	UH	SANCHEZ 35 yd field goal, 4--6 2:11, UH 13 - AF 13
4th	13:33	AF	DAVERN 2 yd run (STREBEL kick), 12-75 3:29, UH 13 - AF 20
	11:51	UH	URSUA 40 yd pass from BROWN (SANCHEZ kick), 5-75 1:42, UH 20 - AF 20
OT	15:00	AF	ROMINE 5 yd run (STREBEL kick), 8-25 0:00, UH 20 - AF 27
	15:00	UH	KEMP 13 yd pass from BROWN (SANCHEZ kick), 6-25 0:00, UH 27 - AF 27
	15:00	UH	KEMP 25 yd pass from BROWN (SANCHEZ kick), 1-25 0:00, UH 34 - AF 27

	UH	AFA
FIRST DOWNS	19	27
RUSHES-YARDS (NET)	26-75	87-389
PASSING YDS (NET)	312	20
Passes Att-Comp-Int	37-21-2	10-1-1
TOTAL OFFENSE PLAYS-YARDS	63-387	97-409
Fumble Returns-Yards	0-0	0-0
Punt Returns-Yards	0-0	1-0
Kickoff Returns-Yards	1-39	1-14
Interception Returns-Yards	1-0	2-34
Punts (Number-Avg)	5-44.8	3-50.0
Fumbles-Lost	1-0	2-2
Penalties-Yards	4-46	4-35
Possession Time	25:18	34:42
Third-Down Conversions	6 of 13	12 of 22
Fourth-Down Conversions	0 of 0	1 of 4
Red-Zone Scores-Chances	4-5	3-5
Sacks By: Number-Yards	0-0	2-12

RUSHING: Hawai'i-HARRIS, Paul 8-40; SAINT JUSTE, D. 8-31; LAKALAKA, S. 3-4; BROWN, Dru 7-0. Air Force-DAVERN, Shayne 24-98; McVEY, TIM 11-78; ROMINE, Nate 13-74; JOHNSON, D.J. 16-58; OWENS, Jacobi 12-45; WILLIAMS, Tyler 6-24; WILSON, Parker 3-10; CLEVELAND, R. 1-5; TEAM 1-minus 3. **PASSING:** Hawai'i-BROWN, Dru 21-37 2-312. Air Force-ROMINE, Nate 1-10 1-20. **RECEIVING:** Hawai'i-URSUA, John 7-108; KEMP, Marcus 6-151; BARKER, Ammon 3-28; 'UNGA, M. 2-25; COLLIE, Dylan 1-3; CAMANSE-STEVENSON 1-3; HARRIS, Paul 1-minus 6. Air Force-REFFITT, Ryan 1-20.

GAME 9 • Oct. 29, 2016

ALOHA STADIUM (23,964)

Honolulu, O'ahu

	1	2	3	4	OT	Final
>>New Mexico (5-3,3-1)	14	0	7	7	-	28
Hawai'i (4-5, 3-2)	0	14	0	7	-	21



HONOLULU — Hawai'i let its second straight home game slip away in a 28-21 loss to New Mexico on a wet and soggy evening at Aloha Stadium.

The wet weather neutralized both teams' offenses. The Lobos, which featured the nation's top-ranked rushing offense at nearly 400 yards per game, were held to just 237 yards while UH came into the game averaging 36 points in Mountain West play. Hawai'i also held New Mexico to 321 total yards offense, a season-low for a UH opponent.

For the second straight home game, UH let a late turnover decide its fate. Two weeks ago, a late fumble led to a game-winning field goal by UNLV. This time around, a Diocemy Saint Juste fourth

quarter fumble was scooped up and returned for the eventual game-winning touchdown by the Lobos.

UH fell into a 14-0 hole early in the game, but came back with a pair of second touchdowns to tie the score 14-14 by halftime. The second came on a fake field goal with two seconds left as holder and backup quarterback Ikaika Woolsey took the snap, hurdled over a defender and leaped into the end zone to tie the game. Both teams failed to do much on its first three possessions of the third quarter until the Lobos' ground game—which was held in check up until then—busted open with a 72-yard touchdown by Tyrone Owens.

The Warriors answered right back to tie it at 21-21 following a 4-yard touchdown run by Steven Lakalaka. It marked the seventh straight game the senior reached the end zone, tying a UH record in the Division I era which was set by Alex Green in 2010.

The Lobos retook the lead after a Saint Juste fumble which was recovered by Lee Crosby and returned for a 46-yard touchdown. On its ensuing possession, UH marched downfield, eating up nearly six minutes on the clock and driving to the UNM 6. On fourth and 1, Lakalaka was stopped a yard short, giving the ball back to the Lobos with 2:29 remaining. The Lobos ran out the clock to end the game.

SCORING SUMMARY

1st	06:59	NM	McQUARLEY, R. 1 yd run (SANDERS, Jason kick), 11-56 5:43, NM 7 - UH 0
	00:33	NM	GIPSON, Teriyon 11 yd run (SANDERS, Jason kick), 9-75 4:51, NM 14 - UH 0
2nd	10:56	UH	BROWN, Dru 6 yd run (SANCHEZ, R. kick), 10-75 4:37, NM 14 - UH 7
	00:00	UH	WOOLSEY, Ikaika 2 yd run (SANCHEZ, R. kick), 5-40 0:51, NM 14 - UH 14
3rd	00:01	NM	OWENS, Tyrone 72 yd run (SANDERS, Jason kick), 1-72 0:13, NM 21 - UH 14
4th	12:49	UH	LAKALAKA, S. 4 yd run (SANCHEZ, R. kick), 8-56 2:11, NM 21 - UH 21
	08:53	NM	CROSBY, Lee 46 yd fumble recovery (SANDERS, Jason kick), NM 28 - UH 21

	NM	UH
FIRST DOWNS	15	16
RUSHES-YARDS (NET)	40-237	40-125
PASSING YDS (NET)	84	173
Passes Att-Comp-Int	15-11-1	28-16-0
TOTAL OFFENSE PLAYS-YARDS	55-321	68-298
Fumble Returns-Yards	1-46	0-0
Punt Returns-Yards	4-16	4-36
Kickoff Returns-Yards	1-18	2-67
Interception Returns-Yards	0-0	1-3
Punts (Number-Avg)	6-47.2	6-44.8
Fumbles-Lost	1-0	2-1
Penalties-Yards	8-79	1-10
Possession Time	30:18	29:42
Third-Down Conversions	5 of 12	2 of 13
Fourth-Down Conversions	1 of 1	3 of 5
Red-Zone Scores-Chances	2-2	3-4
Sacks By: Number-Yards	2-10	0-0

RUSHING: New Mexico-OWENS, Tyrone 12-134; GIPSON, Teriyon 17-73; McQUARLEY, R. 6-17; JORDAN, Lamar 2-12; WOODHOUSE, Diq. 1-5; CHESTNUT, Daryl 1-minus 2; TEAM 1-minus 2. Hawai'i-SAINT JUSTE, D. 17-77; LAKALAKA, S. 9-23; HARRIS, Emman. 1-10; McQUARLEY, R. 1-6; BROWN, Dru 8-11; WOOLSEY, Ikaika 1-2. **PASSING:** New Mexico-APODACA, Austin 7-9-0-26; JORDAN, Lamar 4-6-1-58. Hawai'i-BROWN, Dru 16-28-0-173. **RECEIVING:** New Mexico-GAMBLIN, Dameron 4-41; GIPSON, Teriyon 2-15; OWENS, Tyrone 2-9; HARRIS, Emman. 1-10; McQUARLEY, R. 1-6; QUARELLS, Matt 1-3. Hawai'i-KEMP, Marcus 8-89; URSUA, John 5-44; EWALIKO, Keelan 2-31; COLLIE, Dylan 1-9.

GAME 10 • Nov. 5, 2016

QUALCOMM STADIUM (41,644)

San Diego, Calif.

	1	2	3	4	OT	Final
Hawai'i (4-6, 3-3)	0	0	0	0	-	0
>> San Diego State (8-1, 5-0)	14	13	14	14	-	55



SAN DIEGO — In a clash between the top two teams in the West Division of the Mountain West, San Diego State got the better of Hawai'i, 55-0, at Qualcomm Stadium.

The Aztecs (8-1, 5-0 MW) continued their stronghold on first place with their 16th straight win in conference and 10th straight at home. The Rainbow Warriors came into the game having won their last two road games, but were unable to gain any momentum in a highly physical game.

SDSU was dominant on both sides of the ball. The Aztecs, ranked ninth in the NCAA in rushing, piled up 296 yards on the ground led by the duo of Rashaad Penny (108 yards) and Donnel Pumphrey (112), the nation's leading rusher. Meanwhile, SDSU limited the UH offense to a season-low 215 total yards, forced four turnovers, and scored two defensive touchdowns, both on interception returns.

SDSU was methodical in its first two possessions. They pounded the ball on the ground for the majority of its 75- and 88-yard scoring drives, yet capped each drive in the air with a pair of short touchdown passes by Christian Chapman. UH buckled down on defense the rest of the half, but the Aztecs found other ways to hurt UH. The defense helped SDSU score 10 points off of two UH turnovers, including a 14-yard interception return by Ron Smith early in the second quarter. UH was able to muster just 73 total yards in the first half as they trailed 27-0 at the break.

The Aztecs didn't let up in the second half, scoring four unanswered touchdowns, highlighted by a 73-yard touchdown run by Penny and another interception return for a score, this time a 54-yarder by Damontae Kazee.

SCORING SUMMARY

1st	11:35	SDSU	WELLS 13 yd pass from CHAPMAN (BARON kick), 8-75 3:25, UH 0 - SDSU 7
	01:59	SDSU	TRUXTON 9 yd pass from CHAPMAN (BARON kick), 11-88 5:59, UH 0 - SDSU 14
2nd	12:36	SDSU	SMITH 14 yd interception return (BARON kick), UH 0 - SDSU 21
	03:45	SDSU	BARON 30 yd field goal, 6-20 3:20, UH 0 - SDSU 24
	00:04	SDSU	BARON 45 yd field goal, 2-0 0:09, UH 0 - SDSU 27
3rd	06:42	SDSU	PENNY 73 yd run (BARON kick), 4-87 2:09, UH 0 - SDSU 34
	01:24	SDSU	WASHINGTON 24 yd pass from CHAPMAN (BARON kick), 2-25 0:29, UH 0 - SDSU 41
4th	14:42	SDSU	KAZEE 54 yd interception return (BARON kick), UH 0 - SDSU 48
	08:02	SDSU	WASHINGTON 20 yd run (BARON kick), 6-80 2:58, UH 0 - SDSU 55

	UH	SDSU
FIRST DOWNS	15	19
RUSHES-YARDS (NET)	27-48	42-296
PASSING YDS (NET)	167	97
Passes Att-Comp-Int	45-25-4	16-8-1
TOTAL OFFENSE PLAYS-YARDS	72-215	58-393
Fumble Returns-Yards	0-0	0-0
Punt Returns-Yards	0-0	4-73
Kickoff Returns-Yards	10-199	0-0
Interception Returns-Yards	1-1	4-109
Punts (Number-Avg)	8-44.9	3-51.0
Fumbles-Lost	1-0	1-0
Penalties-Yards	8-69	3-20
Possession Time	32:30	27:30
Third-Down Conversions	5 of 16	5 of 10
Fourth-Down Conversions	0 of 2	0 of 0
Red-Zone Scores-Chances	0-1	4-5
Sacks By: Number-Yards	2-17	2-13


RUSHING: Hawai'i-LAKALAKA, Steven 14-40; HARRIS, Paul 4-19; ZWAHLEN, Aaron 2-0; Team 1-minus 2; BROWN, Dru 6-minus 9. San Diego State-PUMPHREY, Donne 21-112; PENNY, Rashaad 8-108; WASHINGTON, Juw 5-48; AGNEW, Ryan 1-23; TRUXTON, Quest 1-23; TEAM 1-minus 1; CHAPMAN, Christ 5-minus 17. **PASSING:** Hawai'i-BROWN, Dru 22-35-3-135; ZWAHLEN, Aaron 3-10-1-32. San Diego State-CHAPMAN, Christ 7-15-1-76; AGNEW, Ryan 1-1-0-21. **RECEIVING:** Hawai'i-URSUA, John 7-41; KEMP, Marcus 5-34; COLLIE, Dylan 4-30; CAMANSE-STEVENSON, M. 2-25; EWALIKO, Keelan 2-15; BARKER, Ammon 2-13; TORRES, Dakota 2-7; UNGA, Metuisela 1-2. San Diego State-HOLDER, Mikah 2-23; BAWDEN, Nick 2-7; WASHINGTON, Juw 1-24; RICHARDSON, Dar 1-21; WELLS, David 1-13; TRUXTON, Quest 1-9.

GAME 11 • Nov. 12, 2016

ALOHA STADIUM (22,731)

Honolulu, O'ahu

	1	2	3	4	OT	Final
>>#24 Boise State (9-1, 5-1)	14	21	10	7	-	52
Hawai'i (4-7, 3-4)	0	3	3	10	-	16



HONOLULU — Hawai'i suffered its third consecutive defeat and sixth straight in their series with Boise State with a 52-16 loss to the No. 24 Broncos.

Boise State got off to a fast start and never looked back en route to 603 yards of total offense and a season-high 52 points. The Broncos scored touchdowns on five of their first six possessions behind a number of big plays as four receivers finished with catches of 20 or more yards. Quarterback Brett Rypien threw for 338 yards on 18-of-22 passing and four touchdowns while running back Jeremy McNichols finished with 153 yards and a pair of scores.

UH struggled offensively for the first three quarters and failed to keep up the torrid pace. Running back Paul Harris produced a season-high 145 yards on the ground, while averaging an impressive 10.4 yards per carry. After a three-interception performance last week, quarterback Dru Brown finished with 125 yards and a touchdown. Defensively, safety Trayvon Henderson led all Rainbow Warrior tacklers with 10, while linebacker Jahlani Tavai added eight tackles, including two for loss, and a sack.

BSU opened up a 28-0 lead midway through the second quarter and held a 35-3 lead at intermission. The pace slowed only slightly in the second half as BSU was able to break through with long touchdown passes, increasing its lead to 52-6. Behind Harris' strong running, the Warriors responded, tacking on 13 points in the half. Hawai'i sandwiched a five-yard touchdown catch by wideout John Ursua between a pair of field goals by Sanchez, who is now a perfect 11-for-11 on the year.

SCORING SUMMARY

1st	12:40	BSU	SPERBECK 35 yd pass from RYPIEN (RAUSA kick), 5-84 2:20, BSU 7 - UH 0
	08:52	BSU	McNICHOLS 36 yd run (RAUSA kick), 4-55 1:44, BSU 14 - UH 0
2nd	13:35	BSU	DHAENENS 6 yd pass from RYPIEN (RAUSA kick), 12-64 5:19, BSU 21 - UH 0
	08:33	BSU	McNICHOLS 5 yd run (RAUSA kick), 6-55 2:29, BSU 28 - UH 0
	03:21	UH	SANCHEZ 24 yd field goal, 11-68 5:12, BSU 28 - UH 3
	01:07	BSU	RYPIEN 4 yd run (RAUSA kick), 5-80 2:09, BSU 35 - UH 3
3rd	12:04	BSU	WILSON 35 yd pass from RYPIEN (RAUSA kick), 3-41 1:25, BSU 42 - UH 3
	06:31	BSU	RAUSA 38 yd field goal, 9-52 4:32, BSU 45 - UH 3
	01:28	UH	SANCHEZ 32 yd field goal, 10-36 4:58, BSU 45 - UH 6
4th	14:51	BSU	SPERBECK 44 yd pass from RYPIEN (RAUSA kick), 4-65 1:37, BSU 52 - UH 6
	12:05	UH	URSUA 5 yd pass from BROWN (SANCHEZ kick), 6-65 2:46, BSU 52 - UH 13
	03:48	UH	SANCHEZ 35 yd field goal, 12-67 4:13, BSU 52 - UH 16

	BSU	UH
FIRST DOWNS	25	15
RUSHES-YARDS (NET)	44-246	32-234
PASSING YDS (NET)	357	125
Passes Att-Comp-Int	24-20-0	32-16-1
TOTAL OFFENSE PLAYS-YARDS	68-603	64-359
Fumble Returns-Yards	0-0	0-0
Punt Returns-Yards	2-23	0-0
Kickoff Returns-Yards	4-76	4-72
Interception Returns-Yards	1-29	0-0
Punts (Number-Avg)	2-30.0	4-49.5
Fumbles-Lost	0-0	1-1
Penalties-Yards	6-55	10-79
Possession Time	31:56	28:04
Third-Down Conversions	9 of 13	6 of 14
Fourth-Down Conversions	0 of 0	0 of 1
Red-Zone Scores-Chances	4-4	4-4
Sacks By: Number-Yards	0-0	1-3

RUSHING: Boise State-McNICHOLS, J. 16-153; MATTISON, Alex 10-40; YOUNG, Cory 6-17; SPERBECK, T. 2-17; RYPIEN, Brett 4-14; WOLPIN, Ryan 5-6; WILSON, Cedrick 1-minus 1. Hawai'i-HARRIS, Paul 14-145; BROWN, Dru 11-61; LAKALAKA, Steven 6-19; COLLIE, Dylan 1-9. **PASSING:** Boise State-RYPIEN, Brett 18-22-0-338; STUART, Thomas 2-2-0-19. Hawai'i-BROWN, Dru 16-31-0-125; EWALIKO, Keelan 0-1-1-0. **RECEIVING:** Boise State-WILSON, Cedrick 7-141; SPERBECK, T. 5-114; McNICHOLS, J. 3-29; BUTLER, Akilian 2-19; ROH, Jake 1-36; MATTISON, Alex 1-12; DHAENENS, Alec 1-6. Hawai'i-TORRES, Dakota 3-35; EWALIKO, Keelan 3-15; TIMOTEO, Kalakaua 2-20; KEMP, Marcus 2-18; COLLIE, Dylan 2-16; URSUA, John 2-11; CAMANSE-STEVENSON, M. 1-6; HARRIS, Paul 1-4.

GAME 12 • Nov. 19, 2016

BULLDOG STADIUM (26,951)

Fresno, Calif.

	1	2	3	4	OT	Final
>>Hawai'i (5-7, 4-4)	0	7	0	7	-	14
Fresno State (1-10, 0-7)	0	7	3	3	-	13



FRESNO — Viane Moala blocked Kody Kroening's 43-yard field-goal attempt on the final play of the game to seal a 14-13 Hawai'i win over Fresno State at Bulldog Stadium. The Rainbow Warriors improved to 5-7 overall and finished Mountain West play at 4-4 for their best record since joining the league in 2012.

Trailing 13-7 with just 3:31 left, the Rainbow Warriors went on a 12-play 76-yard drive, capped by a Steven Lakalaka 2-yard touchdown run with 59 seconds remaining. The senior running back's second score of the day gave UH its first lead since midway through the second quarter.

With one minute to work with, the Bulldogs had one last possession and drove down to the UH 26-yard line. That set up Kroening, who had nailed 15 consecutive field goals, including two earlier in the game—for a potential game-winner from 43 yards. But the 6-7 Moala penetrated the Bulldog line to get a piece of the ball and seal the UH win. It was the second block of the year for the true freshman from American Samoa.

With the victory, UH ended a five-game slide against the Bulldogs, picking up its first win in the series since defeating the Bulldogs in 2010.

The Rainbow Warrior defense limited the Bulldogs to just 322 total yards, the second-lowest total by a UH opponent this year. Jahlani Tavai led the way with 12 tackles and tied his career-high with 3.0 tackles-for-loss, surmounting the century mark for season tackles early in the first half.

The UH offense struggled for much of the game, going just 1-of-11 on third downs and being forced to punt on eight occasions. However, Dru Brown was there when UH needed him the most, converting on a number of big throws on the final drive and finishing 20-of-31 for 227 yards. He connected on a 21-yard pass to John Ursua on a 3rd-and-25 from their own territory, then followed that with a big fourth-down conversion to Makoa Camanase-Stevens that kept UH's hopes alive.

SCORING SUMMARY

2nd	05:43	UH	LAKALAKA 1 yd run (SANCHEZ kick), 5-58 2:42, UH 7 - FS 0
	00:10	FS	CRONK 1 yd run (KROENING kick), 14-76 5:26, UH 7 - FS 7
3rd	03:26	FS	KROENING 47 yd field goal, 9-29 3:51, UH 7 - FS 10
4th	03:41	FS	KROENING 27 yd field goal, 15-78 5:58, UH 7 - FS 13
	00:59	UH	LAKALAKA 2 yd run (SANCHEZ kick), 12-76 2:34, UH 14 - FS 13

	UH	FS
FIRST DOWNS	11	20
RUSHES-YARDS (NET)	23-49	52-214
PASSING YDS (NET)	227	108
Passes Att-Comp-Int	31-20-1	23-13-0
TOTAL OFFENSE PLAYS-YARDS	54-276	75-322
Fumble Returns-Yards	0-0	0-0
Punt Returns-Yards	0-0	3-9
Kickoff Returns-Yards	2-40	2-42
Interception Returns-Yards	0-0	1-0
Punts (Number-Avg)	8-42.5	8-41.8
Fumbles-Lost	0-0	1-0
Penalties-Yards	11-89	7-64
Possession Time	26:08	33:52
Third-Down Conversions	1 of 11	11 of 21
Fourth-Down Conversions	1 of 1	0 of 0
Red-Zone Scores-Chances	2-2	2-2
Sacks By: Number-Yards	1-6	2-15

RUSHING: Hawai'i-HARRIS, Paul 8-33; SAINT JUSTE, Diocemy 6-23; LAKALAKA, Steven 4-11; BROWN, Dru 5-minus 18. Fresno State-HOKIT, Josh 18-97; KLINE, Zach 10-52; JAMES, Dontel 15-49; GREEN, Treyvon 3-15; JOHNSON, KeeSea 1-4; RICE, Justin 1-2; CRONK, C. 1-1; ALLEN, Justin 1-minus 1; JORDAN, Jamire 2-minus 5. **PASSING:** Hawai'i-BROWN, Dru 20-31-1-227. Fresno State-KLINE, Zach 13-23-0-108. **RECEIVING:** Hawai'i-KEMP, Marcus 8-65; URSUA, John 5-49; EWALIKO, Keelan 3-25; CAMANSE-STEVENSON, M. 2-67; HARRIS, Paul 1-14; 'UNGA, Metuisela 1-7. Fresno State-JOHNSON, KeeSea 3-38; PECK, Aaron 3-27; RICE, Jared 2-4; JORDAN, Jamire 2-2; MARTENS, M. 1-17; ALLEN, Justin 1-11; HARDAWAY, Delvo 1-9.

GAME 13 • Nov. 26, 2016

ALOHA STADIUM (22,739)

Honolulu, O'ahu

	1	2	3	4	OT	Final
UMass (2-10)	3	10	13	14	-	40
>>Hawai'i (6-7)	10	14	9	13	-	46



HONOLULU — Hawai'i concluded the regular-season with a thrilling 46-40 win over Massachusetts. With the score tied late in the fourth quarter, wideout Keelan Ewaliko broke through on a 56-yard catch-and run – the first receiving touchdown of his career – to put Hawai'i up for good with less than four minutes remaining.

The Rainbow Warriors defense then secured the win with a dramatic last stand, thwarting the Minutemen as Rojesterman Farris II broke up a pass on a 4th-and-11 play in the endzone. The contest also marked the final regular-season event for 20 Hawai'i seniors who were honored after the game in

the traditional "Senior Walk" ceremony.

Quarterback Dru Brown led the Warriors with 311 yards on 22-for-30 passing and a career-high five touchdowns. Diocemy Saint Juste topped all rushers with 122 yards and a touchdown, giving UH some cushion in the fourth quarter with a 40-yard scamper for a score.

The Minutemen twice overcame double-digit deficits, including two fourth-quarter touchdowns with a two-minute span to tie the score and set the stage for the dramatic finish.

SCORING SUMMARY

1st	11:11	UH	TORRES 1 yd pass from BROWN (SANCHEZ kick), 7-74 3:49, UMass 0 - UH 7
	07:07	UM	Laurent 37 yd field goal, 10-51 4:04, UMass 3 - UH 7
	00:02	UH	SANCHEZ, Rigoberto 37 yd field goal, 11-50 6:59, UMass 3 - UH 10
2nd	13:58	UM	Breneman 15 yd pass from Ford (Caggiano kick), 4-51 1:02, UMass 10 - UH 10
	12:04	UH	COLLIE 43 yd pass from BROWN (SANCHEZ kick), 3-76 1:48, UMass 10 - UH 17
	08:32	UM	Laurent 38 yd field goal, 7-59 3:27, UMass 13 - UH 17
	03:17	UH	KEMP 11 yd pass from BROWN (SANCHEZ kick), 5-57 2:16, UMass 13 - UH 24
3rd	09:14	UM	Isabella 39 yd pass from Ford (Caggiano kick blockd), 5-74 2:18, UMass 19 - UH 24
	07:46	UM	Williams 27 yd pass from Ford (Caggiano kick), 2-26 1:14, UMass 26 - UH 24
	04:31	UH	Team safety, UMass 26 - UH 26
	02:28	UH	COLLIE 31 yd pass from BROWN (SANCHEZ kick), 5-54 1:58, UMass 26 - UH 33
4th	12:55	UH	SAINT JUSTE 40 yd run (SANCHEZ kick), 8-78 3:27, UMass 26 - UH 40
	06:57	UM	Robinson 1 yd run (Caggiano kick), 16-75 5:58, UMass 33 - UH 40
	05:29	UM	Young 18 yd run (Caggiano kick), 5-65 0:31, UMass 40 - UH 40
	03:52	UH	EWALIKO 56 yd pass from BROWN (SANCHEZ kick failed), 3-78 1:31, UMass 40 - UH 46

	UMass	UH
FIRST DOWNS	25	23
RUSHES-YARDS (NET)	34-117	33-168
PASSING YDS (NET)	342	311
Passes Att-Comp-Int	38-24-0	31-22-0
TOTAL OFFENSE PLAYS-YARDS	72-459	64-479
Fumble Returns-Yards	0-0	1-8
Punt Returns-Yards	0-0	3-27
Kickoff Returns-Yards	4-127	8-153
Interception Returns-Yards	0-0	0-0
Punts (Number-Avg)	3-42.0	4-43.8
Fumbles-Lost	2-1	2-1
Penalties-Yards	9-85	12-101
Possession Time	29:06	30:54
Third-Down Conversions	3 of 13	3 of 13
Fourth-Down Conversions	2 of 3	4 of 4
Red-Zone Scores-Chances	5-6	3-3
Sacks By: Number-Yards	4-31	4-33

RUSHING: UMass-Young, M. 19-117; Lindsay, S. 4-14; Isabella, A. 1-12; Robinson, J. 2-3; TEAM -minus 11; Ford, A. 7-minus 18. Hawai'i-SAINT JUSTE, Diocemy 14-122; BROWN, Dru 10-44; SCRUTON, Ben 1-14; LAKALAKA, Steven 2-5; URSUA, John 2-minus 1; Team 3-minus 7; WOOLSEY, Ikaika 1-minus 9. **PASSING:** UMass-Ford, A. 24-38-0-342; TEAM 0-0-0-0. Hawai'i-BROWN, Dru 22-30-0-311; Team 0-1-0-0; WOOLSEY, Ikaika 0-0-0-0. **RECEIVING:** UMass-Isabella, A. 7-134; Williams, J. 7-133; Breneman, A. 4-30; Davis, B. 3-25; Young, M. 2-17; Orekoya, N. 1-3. Hawai'i-CAMANSE-STEVENS, M. 6-58; KEMP, Marcus 5-43; EWALIKO, Keelan 4-99; COLLIE, Dylan 3-83; URSUA, John 2-22; HARRIS, Paul 1-5; TORRES, Dakota 1-1.

GAME 14 • Dec. 24, 2016

ALOHA STADIUM (23,175)

Honolulu, O'ahu

	1	2	3	4	OT	Final
Middle Tennessee (8-5)	14	7	7	7	-	35
>>Hawai'i (7-7)	14	21	10	7	-	52



HONOLULU — Hawai'i capped a turnaround 2016 season by winning a thrilling 52-35 shoot-out over Middle Tennessee in the Hawai'i Bowl Christmas Eve at Aloha Stadium.

UH reached seven wins under first-year head coach Nick Rolovich—its highest total since 2010—and halted a string of five straight losing seasons. UH also picked up its first win in the post-season since the 2006 Hawai'i Bowl.

They did it in rousing fashion, scoring a season-high 52 points with big plays coming from all three phases of the game. Most Outstanding Player Dru Brown threw for 274 yards and accounted for five UH touchdowns -

four through the air and one on the ground. Junior running back Diocemy Saint Juste paced UH on the ground with 170 yards - a new UH bowl record - and a total that put him over 1,000 yards for the season.

Meanwhile, the Warrior defense played a key role in the win, forcing three turnovers that led to 21 UH points. One of those was a 68-yard interception return by Trayvon Henderson in the second quarter that completed a streak of 28 unanswered points by the Rainbow Warriors.

Middle Tennessee (8-5) came into the game with one of the most potent offenses in the nation and they wasted little time jumping on the Rainbow Warriors. MT racked up 144 yards and two touchdowns on a pair of drives that put them up 14-0 just five minutes into the game.

But after a slow start it was the UH defense that sparked a Warrior resurgence. Ikem Okeke's sack and forced fumble, Jalen Roger's interception, and Henderson's pick-six all played a part in parlaying a 14-0 deficit into a 28-14 lead. The Warriors eventually took a 35-21 advantage into the locker room, setting a new Hawai'i Bowl record for most points in the first half.

SCORING SUMMARY

1st	12:09	MT	MATHERS 20 yd run (ROOKER kick), 4-74 1:26, MT 7 - UH 0
	09:46	MT	JAMES 51 yd pass from STOCKSTILL (ROOKER kick), 2-70 0:45, MT 14 - UH 0
	04:09	UH	'UNGA 18 yd pass from BROWN (SANCHEZ kick), 1-18 0:05, MT 14 - UH 7
	02:39	UH	LAKALAKA 1 yd run (SANCHEZ kick), 3-45 0:22, MT 14 - UH 14
2nd	11:43	UH	BROWN 2 yd run (SANCHEZ kick), 8-80 4:01, MT 14 - UH 21
	07:30	UH	HENDERSON 68 yd interception return (SANCHEZ kick), MT 14 - UH 28
	01:41	MT	LEE 3 yd pass from STOCKSTILL (ROOKER kick), 6-82 1:40, MT 21 - UH 28
	00:22	UH	KEMP 39 yd pass from BROWN (SANCHEZ), 5-55 1:13, MT 21 - UH 35
3rd	09:46	UH	SANCHEZ 23 yd field goal, 8-53 3:32, MT 21 - UH 38
	07:51	MT	ANDREWS 10 yd pass from STOCKSTILL (ROOKER kick), 7-75 1:55, MT 28 - UH 38
	01:15	UH	'UNGA 12 yd pass from BROWN (SANCHEZ kick), 12-75 6:36, MT 28 - UH 45
4th	10:09	MT	LEE 13 yd pass from STOCKSTILL (ROOKER kick), 3-55 1:15, MT 35 - UH 45
	03:31	UH	COLLIE 4 yd pass from BROWN (SANCHEZ kick), 11-84 6:33, MT 35 - UH 52

	MT	UH
FIRST DOWNS	29	18
RUSHES-YARDS (NET)	23-110	42-205
PASSING YDS (NET)	432	295
Passes Att-Comp-Int	51-30-2	31-21-0
TOTAL OFFENSE PLAYS-YARDS	74-542	73-500
Fumble Returns-Yards	0-0	1-12
Punt Returns-Yards	1-5	0-0
Kickoff Returns-Yards	3-56	5-125
Interception Returns-Yards	0-0	2-68
Punts (Number-Avg)	3-44.7	3-45.7
Fumbles-Lost	2-1	0-0
Penalties-Yards	9-90	11-114
Possession Time	23:24	36:36
Third-Down Conversions	4 of 11	8 of 16
Fourth-Down Conversions	1 of 3	2 of 4
Red-Zone Scores-Chances	4-5	6-7
Sacks By: Number-Yards	1-4	1-3

RUSHING: MT -MATHERS, I. 12-57; JAMES, Richie 6-39; STOCKSTILL, B. 3-8; ANDREWS, Dennis 2-6. Hawai'i-SAINT JUSTE, D. 25-170; HARRIS, Paul 4-31; BROWN, Dru 9-23; LAKALAKA, S. 2-1; **PASSING:** MT-STOCKSTILL, B. 30-51-2-432. Hawai'i-BROWN, Dru 20-30-0-274; CAMANSE-STEVENS 1-1-0-21. **RECEIVING:** MT-LEE, Ty 10-100; JAMES, Richie 8-162; ANDREWS, Dennis 4-58; MATHERS, I. 4-44; BRUCE, Jockey 2-31; WINDHAM, CJ 1-25; WEST, Terelle 1-12. Hawai'i-URSUA, John 6-120; COLLIE, Dylan 4-17; KEMP, Marcus 3-64; 'UNGA, M. 3-54; BARKER, Ammon 1-21; EWALIKO, Keelan 1-12; CAMANSE-STEVENS 1-6; SAINT JUSTE, D. 1-2.

TEAM STATISTICS	UH	OPP
SCORING	396	522
Points Per Game	28.3	37.3
Points Off Turnovers	59	110
FIRST DOWNS	263	335
Rushing	107	185
Passing	137	124
Penalty	19	26
RUSHING YARDAGE	2293	3279
Yards gained rushing	2638	3633
Yards lost rushing	345	354
Rushing Attempts	477	620
Average Per Rush	4.8	5.3
Average Per Game	163.8	234.2
TDs Rushing	25	31
PASSING YARDAGE	3185	3183
Comp-Att-Int	257-438-15	246-393-11
Average Per Pass	12.4	12.9
Average Per Catch	12.4	12.1
Average Per Game	227.5	227.4
TDs Passing	25	29
TOTAL OFFENSE	5478	6462
Total Plays	915	1013
Average Per Play	6.0	6.4
Average Per Game	391.3	461.6
KICK RETURNS: #Yards	64-1403	44-891
PUNT RETURNS: #Yards	8-63	29-292
INT RETURNS: #Yards	11-78	15-281
KICK RETURN AVERAGE	21.9	20.2
PUNT RETURN AVERAGE	7.9	10.1
INT RETURN AVERAGE	7.1	18.7
FUMBLES-LOST	20-10	15-6
PENALTIES-Yards	116-1003	96-915
Average Per Game	71.6	65.4
PUNTS-Yards	70-3122	49-2122
Average Per Punt	44.6	43.3
Net punt average	39.3	40.0
KICKOFFS-Yards	74-4489	100-6196
Average Per Kick	60.7	62.0
Net kick average	40.2	40.4
TIME OF POSSESSION/Game	29:34	30:26
3RD-DOWN Conversions	64/182	96/200
3rd-Down Pct	35%	48%
4TH-DOWN Conversions	15/25	11/22
4th-Down Pct	60%	50%
SACKS BY-Yards	24-173	24-192
MISC YARDS	24	0
TOUCHDOWNS SCORED	51	67
FIELD GOALS-ATTEMPTS	13-13	19-25
ON-SIDE KICKS	0-1	0-0
RED-ZONE SCORES	(44-49) 90%	(53-62) 85%
RED-ZONE TOUCHDOWNS	(33-49) 67%	(38-62) 61%
PAT-ATTEMPTS	(49-50) 98%	(63-64) 98%
ATTENDANCE	7/24328	6/45817
Games/Avg Per Game	7/23433	6/47403

SCORE BY QUARTERS	1st	2nd	3rd	4th	OT	Total
Hawai'i	65	125	80	112	14	396
Opponents	137	141	115	122	7	522



STEVEN LAKALAKA



JAHLANI TAVAI



MARCUS KEMP

H 2016 FINAL STATISTICS

RUSHING	GP-GS	Att	Gain	Loss	Net	Avg	TD	LG	Avg/G
SAINT JUSTE, Diocemy	12	165	1031	25	1006	6.1	3	59	83.8
HARRIS, Paul	14	81	580	12	568	7.0	2	44	40.6
LAKALAKA, Steven	14	102	424	8	416	4.1	13	30	29.7
BROWN, Dru	13	88	482	176	306	3.5	4	62	23.5
WOOLSEY, Ikaika	13	20	85	63	22	1.1	1	30	1.7
SCRUTON, Ben	10	1	14	0	14	14.0	0	14	1.4
COLLIE, Dylan	14	1	9	0	9	9.0	0	9	0.6
URSUA, John	14	4	12	4	8	2.0	1	5	0.6
CHUNG, Kaiwi	9	1	1	0	1	1.0	1	1	0.1
ZWAHLEN, Aaron	1	2	0	0	0	0.0	0	0	0.0
Team	10	12	0	57	-57	-4.8	0	0	-5.7
Total	14	477	2638	345	2293	4.8	25	62	163.8
Opponents	14	620	3633	354	3279	5.3	31	73	234.2

PASSING	G-GS	Effic	Cmp-Att-Int	Pct	Yds	TD	LG	Avg/G
BROWN, Dru	13	139.31	209-335-7	62.4	2488	19	56	191.4
WOOLSEY, Ikaika	13	117.66	44-90-6	48.9	644	6	63	49.5
ZWAHLEN, Aaron	1	36.88	3-10-1	30.0	32	0	15	32.0
CAMANSE-STEVEN, M.	14	276.40	1-1-0	100.0	21	0	21	1.5
EWALIKO, Keelan	12	-200.00	0-1-1	0.0	0	0	0	0.0
Team	10	0.00	0-1-0	0.0	0	0	0	0.0
Total	14	131.74	257-438-15	58.7	3185	25	63	227.5
Opponents	14	149.38	246-393-11	62.6	3183	29	65	227.4

RECEIVING	G-GS	No.	Yds	Avg	TD	LG	Avg/G
KEMP, Marcus	14	73	1100	15.1	8	63	78.6
URSUA, John	14	53	652	12.3	3	44	46.6
COLLIE, Dylan	14	33	322	9.8	4	43	23.0
CAMANSE-STEVEN, M.	14	17	221	13.0	0	53	15.8
BARKER, Ammon	14	15	211	14.1	1	39	15.1
EWALIKO, Keelan	12	15	197	13.1	1	56	16.4
'UNGA, Metuisela	11	12	189	15.8	5	36	17.2
TIMOTEO, Kalakaua	12	11	111	10.1	0	15	9.2
TORRES, Dakota	14	10	74	7.4	2	21	5.3
SAINT JUSTE, Diocemy	12	8	56	7.0	1	34	4.7
HARRIS, Paul	14	4	17	4.2	0	14	1.2
LAKALAKA, Steven	14	3	14	4.7	0	7	1.0
HAGGER, Davasyia	7	2	22	11.0	0	19	3.1
ALLEN, Dejon	14	1	-1	-1.0	0	0	-0.1
Total	14	257	3185	12.4	25	63	227.5
Opponents	14	246	3183	12.9	29	65	227.4

KICK RETURNS	No.	Yds	Avg	TD	LG
HARRIS, Paul	34	835	24.6	0	75
EWALIKO, Keelan	15	309	20.6	0	32
BUTLER, Dejaun	12	243	20.2	0	29
HENSLEY, J.R.	2	3	1.5	0	3
COLLIE, Dylan	1	13	13.0	0	13
ROGERS, Jalen	0	0	0.0	0	0
Total	64	1403	21.9	0	75
Opponents	44	891	20.2	0	52

PUNT RETURNS	No.	Yds	Avg	TD	LG
URSUA, John	8	63	7.9	0	30
ROGERS, Jalen	0	0	0.0	0	0
Total	8	63	7.9	0	30
Opponents	29	292	10.1	1	79

INTERCEPTIONS	No.	Yds	Avg	TD	LG
ROGERS, Jalen	4	0	0.0	0	0
HENDERSON, Trayvon	3	71	23.7	1	68
FARRIS, Rojesterman	1	1	1.0	0	1
PACKER, Damien	1	0	0.0	0	0
MAYO, Jamal	1	6	6.0	0	6
TAVAI, Jahllani	1	0	0.0	0	0
Total	11	78	7.1	1	68
Opponents	15	281	18.7	4	54

FUMBLE RETURNS	No.	Yds	Avg	TD	LG
TAVAI, Jahllani	1	12	12.0	0	12
PACKER, Damien	1	8	8.0	0	8
Total	2	20	10.0	0	12
Opponents	3	78	26.0	2	46



DRU BROWN



JALEN ROGERS

SCORING	TD	FGs	PATs				DXP	SAF	PTS
			Kick	Rush	Rcv	Pass			
SANCHEZ, Rigoberto	0	13-13	49-50	0-0	0	0-0	0	0	88
LAKALAKA, Steven	13	0-0	0-0	0-0	0	0-0	0	0	78
KEMP, Marcus	8	0-0	0-0	0-0	0	0-0	0	0	48
'UNGA, Metuisela	5	0-0	0-0	0-0	0	0-0	0	0	30
URSUA, John	4	0-0	0-0	0-0	0	0-0	0	0	24
BROWN, Dru	4	0-0	0-0	0-0	0	0-0	0	0	24
SAINT JUSTE, Diocemy	4	0-0	0-0	0-0	0	0-0	0	0	24
COLLIE, Dylan	4	0-0	0-0	0-0	0	0-0	0	0	24
HARRIS, Paul	2	0-0	0-0	0-0	0	0-0	0	0	12
TORRES, Dakota	2	0-0	0-0	0-0	0	0-0	0	0	12
CHUNG, Kaiwi	1	0-0	0-0	0-0	0	0-0	0	0	6
WOOLSEY, Ikaika	1	0-0	0-0	0-0	0	0-1	0	0	6
HENDERSON, Trayvon	1	0-0	0-0	0-0	0	0-0	0	0	6
EWALIKO, Keelan	1	0-0	0-0	0-0	0	0-0	0	0	6
BARKER, Ammon	1	0-0	0-0	0-0	0	0-0	0	0	6
Total	51	13-13	49-50	0-0	0	0-1	0	1	396
Opponents	67	19-25	63-64	0-1	0	0-2	0	0	522

FIELD GOALS	FG	Pct	01-19	20-29	30-39	40-49	50+	Lg	Blk
SANCHEZ, Rigoberto	13-13	100.0	0-0	6-6	5-5	1-1	1-1	55	0

FG SEQUENCE	Hawai'i	Opponents
California	(42)	(29),(22),(25)
Michigan	(55)	-
UT Martin	-	(27),49
Arizona	-	(27),(28)
Nevada	(27)	(31),48
San Jose State	(24),(35)	(20),50
UNLV	(24)	(18),(28)
Air Force	(25),(35)	(47),(42),32
New Mexico	-	-
San Diego State	-	(30),(45),51
Boise State	(24),(32),(35)	(38)
Fresno State	-	(47),(27),43
UMASS	(37)	(37),(38)
Middle Tennessee	(23)	-

Numbers in (parentheses) indicate field goal was made.

TOTAL OFFENSE	G	Plays	Rush	Pass	Total	Avg/G
BROWN, Dru	13	423	306	2488	2794	214.9
SAINT JUSTE, Diocemy	12	165	1006	0	1006	83.8
WOOLSEY, Ikaika	13	110	22	644	666	51.2
HARRIS, Paul	14	81	568	0	568	40.6
LAKALAKA, Steven	14	102	416	0	416	29.7
ZWAHLEN, Aaron	1	12	0	32	32	32.0
CAMANSE-STEVEN, M.	14	1	0	21	21	1.5
SCRUTON, Ben	10	1	14	0	14	1.4
COLLIE, Dylan	14	1	9	0	9	0.6
URSUA, John	14	4	8	0	8	0.6
CHUNG, Kaiwi	9	1	1	0	1	0.1
Team	10	13	-57	0	-57	-5.7
Total	14	915	2293	3185	5478	391.3
Opponents	14	1013	3279	3183	6462	461.6

PUNTING	No.	Yds	Avg	Lg	TB	FC	I20	50+	Blk
SANCHEZ, Rigoberto	70	3122	44.6	57	4	23	21	20	0
Total	70	3122	44.6	57	4	23	21	20	0
Opponents	49	2122	43.3	59	5	15	17	12	1

KICKOFFS	No.	Yds	Avg	TB	OB	Retn	Net	Yd Ln
SANCHEZ, Rigoberto	71	4329	61.0	25	4			
TRIFONOVITCH, Alex	3	160	53.3	0	0			
Total	74	4489	60.7	25	4	891	40.2	24
Opponents	100	6196	62.0	30	41	403	40.4	24

ALL PURPOSE	G	Rush	Rec	PR	KOR	IR	Tot	Avg/G
HARRIS, Paul	14	568	17	0	835	0	1420	101.4
KEMP, Marcus	14	0	1100	0	0	0	1100	78.6
SAINT JUSTE, Diocemy	12	1006	56	0	0	0	1062	88.5
URSUA, John	14	8	652	63	0	0	723	51.6
EWALIKO, Keelan	12	0	197	0	309	0	506	42.2
LAKALAKA, Steven	14	416	14	0	0	0	430	30.7
COLLIE, Dylan	14	9	322	0	13	0	344	24.6
BROWN, Dru	13	306	0	0	0	0	306	23.5
BUTLER, Dejaun	14	0	0	0	243	0	243	17.4
CAMANSE-STEVEN, M.	14	0	221	0	0	0	221	15.8
BARKER, Ammon	14	0	211	0	0	0	211	15.1
'UNGA, Metuisela	11	0	189	0	0	0	189	17.2
TIMOTEO, Kalakaua	12	0	111	0	0	0	111	9.2
TORRES, Dakota	14	0	74	0	0	0	74	5.3
ROGERS, Jalen	14	0	0	0	0	0	24	1.7
WOOLSEY, Ikaika	13	22	0	0	0	0	22	1.7
HAGGER, Davasyia	7	0	22	0	0	0	22	3.1
SCRUTON, Ben	10	14	0	0	0	0	14	1.4
MAYO, Jamal	10	0	0	0	0	6	6	0.6
HENSLEY, J.R.	6	0	0	0	3	0	3	0.5
FARRIS, Rojesterman	14	0	0	0	0	1	1	0.1
CHUNG, Kaiwi	9	1	0	0	0	0	1	0.1
ALLEN, Dejon	14	0	-1	0	0	0	-1	-0.1
Team	10	-57	0	0	0	0	-57	-5.7
Total	14	2293	3185	63	1403	78	7046	503.3
Opponents	14	3279	3183	292	891	281	7926	566.1



2016 FINAL STATISTICS

DEFENSIVE LEADERS	GP-GS	Solo	Ast	Tackles		Sacks No-Yards	Pass Def			Fumbles		Blkd	
				Total	TFL/Yds		Int-Yds	BrUp	QBH	Rcv-Yds	FF	Kick	Saf
31 TAVAI, Jahlani	14-14	86	43	129	19.5-59	7.0-32	1-0	2	4	2-12	2	.	.
39 HENDERSON, Trayvon	14-14	64	26	90	10.5-38	2.0-19	3-71	7	1	.	.	1	.
21 PACKER, Damien	14-11	56	31	87	2.5-12	.	1-0	2	1	2-8	.	.	.
38 MAGEO, Malachi	13-13	46	32	78	7.5-27	2.0-19	.	1	4	.	1	.	.
19 ROGERS, Jalen	14-14	53	18	71	7.0-25	.	4-0	4	.	.	1	.	.
11 MAYO, Jamal	10-8	39	10	49	1.0-2	.	1-6	2
44 WILLIAMS, Russell	9-5	26	20	46	5.5-15	1.5-10	.	1	1
5 KEMA-KALEIWAHEA, Makani	14-14	23	22	45	5.0-29	2.0-26	.	.	4
75 RASMUSSEN, Kory	14-13	21	21	42	3.5-9	1.5-7	.	1	2	.	1	.	.
97 KOLOAMATANGI, Meffy	12-9	23	15	38	5.0-27	3.0-24	.	.	1	1-0	.	.	.
2 GARCIA-WILLIAMS, Jerrol	10-3	24	7	31	2.0-2
4 PRITCHARD, Jeremiah	11-2	21	10	31	3.5-8	.	.	.	1	.	1	.	.
18 FARRIS, Rojesterman	14-6	20	9	29	.	.	1-1	3
26 BUTLER, Dejaun	14-3	18	10	28	.	.	.	2
3 MANOA, David	14-4	14	8	22	2.5-9	.	.	.	1
27 MATAUTIA, Solomon	13-4	11	11	22	3.5-9	.	.	.	1
8 FAALOLOGO, Penitito	10-10	7	12	19	2.0-3
99 CHOI, Zeno	13-2	12	6	18	2.0-5
91 AKOTEU, Samiuela	13-1	10	7	17	1.5-9	1.0-8
43 ELDRIDGE, Tevarua	11-0	11	4	15	0.5-2
94 GIFFORD, Ka'aumoana	12-0	5	7	12
98 MOALA, Viane	14-2	8	4	12	1.0-3	2	.
13 SANTIAGO, Keala	10-1	7	4	11	1.0-10	1.0-10	.	1
40 MULANGA, Dany	12-0	8	2	10	1.0-5
22 OKEKE, Ikem	11-1	6	3	9	1.0-3	1.0-3	1	.	.
41 BORDEN, Noah	14-0	4	3	7
37 GERARD, Austin	7-0	3	4	7
36 SCRUTON, Ben	10-0	2	4	6
80 BARKER, Ammon	14-7	4	1	5	1-0	.	.	.
30 TULLIS, Davine	12-0	3	1	4
15 LEWIS, Daniel	1-0	3	1	4
88 TUINEI, Tumua	5-0	3	.	3
96 PADELLO, Kaimana	14-0	3	.	3	2.0-5	1.0-4	1	.
1 SANCHEZ, Rigoberto	14-0	3	.	3
7 'UNGA, Metuisela	11-3	1	2	3
14 KEMP, Marcus	14-14	3	.	3
20 WILSON, Zach	9-0	1	1	2
86 TORRES, Dakota	14-7	1	1	2
10 CAMANSE-STEVEENS, Makoa	14-6	2	.	2
42 FURUTA, Dayton	4-0	1	1	2
22 SAINT JUSTE, Diocemy	12-11	2	.	2
TM Team	10-0	2	.	2	1.0-11	1.0-11	1
28 HAYES, Cameron	8-0	.	1	1
59 BROMAN, Max	12-0	1	.	1
45 URSUA, John	14-13	.	1	1
4 LAKALAKA, Steven	14-2	1	.	1
48 TUIASOA, Ryan	14-0	1	.	1
16 HICKS, Kalen	3-0	.	1	1	0.5-1
Total	14-0	663	364	1027	92-328	24-173	11-78	27	20	6-20	7	4	1
Opponents	14-0	598	214	812	64.0-274	24-192	15-281	64	5	10-78	15	.	.

TEAM GAME HIGHS

Rushes	54	vs ULM (Nov 28, 2015)
Yards Rushing	344	vs Nevada (Oct 01, 2016)
Yards Per Rush	8.6	vs Nevada (Oct 01, 2016)
TD Rushes	3	vs California (Aug 27, 2016)
		at Arizona (09/17/16)
		vs Nevada (Oct 01, 2016)
		vs UNLV (Oct 15, 2016)
		vs New Mexico (Oct 29, 2016)
Pass attempts	45	at San Diego State (Nov 05, 2016)
Pass completions	25	at San Diego State (Nov 05, 2016)
Yards Passing	312	at Air Force (Oct 22, 2016)
Yards Per Pass	12.3	vs Nevada (Oct 01, 2016)
TD Passes	5	vs UMASS (Nov 26, 2016)
Total Plays	81	at Arizona (Sept 17, 2016)
Total Offense	566	vs Nevada (Oct 01, 2016)
Yards Per Play	9.8	vs Nevada (Oct 01, 2016)
Points	52	vs Middle Tennessee (Dec 24, 2016)
Sacks By	6	at San Jose State (Oct 08, 2016)
First Downs	26	vs California (Aug 27, 2016)
Penalties	12	at Arizona (Sept 17, 2016)
		vs UMASS (Nov 26, 2016)
Penalty Yards	114	vs Middle Tennessee (Dec 24, 2016)
Turnovers	4	at San Diego State (Nov 05, 2016)
Interceptions By	3	at San Jose State (Oct 08, 2016)
Punts	8	at San Diego State (Nov 05, 2016)
		at Fresno State (Nov 19, 2016)
Punting Avg	50.4	at Arizona (Sept. 17, 2016)
Long Punt	57	at San Diego State (Nov 05, 2016)
Punts inside 20	3	at Fresno State (Nov 19, 2016)
Long Punt Return	30	vs New Mexico (Oct 29, 2016)

INDIVIDUAL GAME HIGHS

Rushes	25	SAINT JUSTE, D. vs Middle Tennessee (Dec 24, 2016)
Yards Rushing	205	SAINT JUSTE, Diocemy vs Nevada (Oct 01, 2016)
TD Rushes	2	LAKALAKA, Steven at Arizona (Sept 17, 2016)
		LAKALAKA, Steven vs UNLV (Oct 15, 2016)
		LAKALAKA, Steven at Fresno State (Nov 19, 2016)
Long Rush	62	BROWN, Dru at San Jose State (Oct 08, 2016)
Pass attempts	37	BROWN, Dru at Air Force (Oct 22, 2016)
Pass completions	24	BROWN, Dru at San Jose State (Oct 08, 2016)
Yards Passing	312	BROWN, Dru at Air Force (Oct 22, 2016)
TD Passes	5	BROWN, Dru vs UMASS (Nov 26, 2016)
Long Pass	63	WOOLSEY, Ikaika vs UT Martin (Sep 10, 2016)
Receptions	8	KEMP, Marcus vs New Mexico (Oct 29, 2016)
		KEMP, Marcus at Fresno State (Nov 19, 2016)
Yards Receiving	151	KEMP, Marcus at Air Force (Oct 22, 2016)
TD Receptions	3	KEMP, Marcus vs UT Martin (Sep 10, 2016)
Long Reception	63	KEMP, Marcus vs UT Martin (Sep 10, 2016)
Field Goals	3	SANCHEZ, Rigoberto vs Boise State (Nov 12, 2016)
Long Field Goal	55	SANCHEZ, Rigoberto at Michigan (Sep 03, 2016)
Punts	8	SANCHEZ, R. at San Diego St. (Nov 05, 2016)
		SANCHEZ, Rigoberto at Fresno State (Nov 19, 2016)
Punting Avg	50.4	SANCHEZ, Rigoberto at Arizona (09/17/16)
Long Punt	57	SANCHEZ, Rigoberto at San Diego St. (Nov 05, 2016)
Punts inside 20	3	SANCHEZ, Rigoberto at Fresno St. (Nov 19, 2016)
Long Punt Return	30	URSUA, John vs New Mexico (Oct 29, 2016)
Long Kickoff Return	75	HARRIS, Paul vs UNLV (Oct 15, 2016)
Tackles	14	TAVAI, Jahlani vs UNLV (Oct 15, 2016)
		MAGEO, Malachi at Air Force (Oct 22, 2016)
Sacks	2.0	TAVAI, Jahlani at San Jose State (Oct 08, 2016)
		TAVAI, Jahlani vs UMASS (Nov 26, 2016)
Tackles For Loss	3.0	TAVAI, Jahlani at San Jose State (Oct 08, 2016)
		HENDERSON, T. at San Diego St. (Nov 05, 2016)
Interceptions	1	PACKER, Damien at Michigan (Sep 03, 2016)
		ROGERS, Jalen vs UT Martin (Sep 10, 2016)
		TAVAI, Jahlani vs UT Martin (Sep 10, 2016)
		MAYO, Jamal at San Jose State (Oct 08, 2016)
		ROGERS, Jalen at San Jose State (Oct 08, 2016)
		HENDERSON, T. at San Jose State (Oct 08, 2016)
		ROGERS, Jalen at Air Force (Oct 22, 2016)
		HENDERSON, T. vs New Mexico (Oct 29, 2016)
		FARRIS, R. at San Diego St. (Nov 05, 2016)
		ROGERS, J. vs Middle Tennessee (Dec 24, 2016)
		HENDERSON, T. vs Middle Tennessee (Dec 24, 2016)

OPPONENT TEAM GAME HIGHS

Rushes	86	at Air Force (Oct 22, 2016)
Yards Rushing	389	at Air Force (Oct 22, 2016)
Yards Per Rush	7.8	at Michigan (Sept 03, 2016)
TD Rushes	5	at Arizona (Sept 17, 2016)
Pass attempts	54	vs California (Aug 27, 2016)
Pass completions	38	vs California (Aug 27, 2016)
Yards Passing	441	vs California (Aug 27, 2016)
Yards Per Pass	14.9	vs Boise State (Nov 12, 2016)
TD Passes	4	vs California (Aug 27, 2016)
		vs Boise State (Nov 12, 2016)
		vs Middle Tennessee (Dec 24, 2016)
Total Plays	96	at Air Force (Oct 22, 2016)
Total Offense	630	vs California (Aug 27, 2016)
Yards Per Play	8.9	vs Boise State (Nov 12, 2016)
Points	63	at Michigan (Sept 03, 2016)
Sacks By	4	at Michigan (Sept 03, 2016)
		vs UMASS (Nov 26, 2016)
First Downs	31	vs California (Aug 27, 2016)
Penalties	11	at Arizona (Sept 17, 2016)
Penalty Yards	105	at Arizona (Sept 17, 2016)
Turnovers	4	vs UT Martin (Sep 10, 2016)
Interceptions By	4	at San Diego State (Nov 05, 2016)
Punts	8	at Fresno State (Nov 19, 2016)
Punting Avg	51.0	at San Diego State (Nov 05, 2016)
Long Punt	59	at San Jose State (Oct 08, 2016)
Punts inside 20	3	at Fresno State (Nov 19, 2016)
Long Punt Return	79	vs UT Martin (Sep 10, 2016)

OPPONENT INDIVIDUAL GAME HIGHS

Rushes	24	DAVERN, Shayne, at Air Force (Oct 22, 2016)
Yards Rushing	168	Taylor, J.J., at Arizona (Sept 17, 2016)
		BUTLER, James, vs Nevada (Oct 01, 2016)
TD Rushes	3	Dawkins, B., at Arizona (Sept 17, 2016)
Long Rush	73	PENNY, Rashaad, at San Diego State (Nov 05, 2016)
Pass attempts	54	Webb, Davis, vs California (Aug 27, 2016)
Pass completions	38	Webb, Davis, vs California (Aug 27, 2016)
Yards Passing	441	Webb, Davis, vs California (Aug 27, 2016)
TD Passes	4	Webb, Davis, vs California (Aug 27, 2016)
		RYPIEN, Brett, vs Boise State (Nov 12, 2016)
		STOCKSTILL, B., vs Middle Tennessee (Dec 24, 2016)
Long Pass	65	COOK, vs UT Martin (Sep 10, 2016)
Receptions	14	Hansen, Chad, vs California (Aug 27, 2016)
Yards Receiving	162	JAMES, Richie, vs Middle Tennessee (Dec 24, 2016)
TD Receptions	2	Hansen, Chad, vs California (Aug 27, 2016)
		SPERBECK, T., vs Boise State (Nov 12, 2016)
		LEE, Ty, vs Middle Tennessee (Dec 24, 2016)
Long Reception	65	AXLINE, vs UT Martin (Sep 10, 2016)
Field Goals	3	Anderson, Matt, vs California (Aug 27, 2016)
Long Field Goal	47	STREBEL, Luke, at Air Force (Oct 22, 2016)
		KROENING, Kody, at Fresno State (Nov 19, 2016)
Punts	8	CUSICK, Blake, at Fresno State (Nov 19, 2016)
Punting Avg	51.0	BLAIN, Tanner, at San Diego State (Nov 05, 2016)
Long Punt	59	CARRIZOSA, Mich, at San Jose State (Oct 08, 2016)
Punts inside 20	3	CUSICK, Blake, at Fresno State (Nov 19, 2016)
Long Punt Return	79	LEE, vs UT Martin (Sep 10, 2016)
Long Kickoff Return	52	MITCHELL, E., vs Nevada (Oct 01, 2016)
Tackles	10	McKNIGHT, Mauri, at San Jose State (Oct 08, 2016)
		HAWTHORNE, Troy, vs UNLV (Oct 15, 2016)
		BROWN, Stratton, at Fresno State (Nov 19, 2016)
Sacks	2.0	McCray, Mike, at Michigan (Sept 03, 2016)
		IRVING, Isaiah, at San Jose State (Oct 08, 2016)
		Angeh, P., vs UMASS (Nov 26, 2016)
Tackles For Loss	3.5	McCray, Mike, at Michigan (Sept 03, 2016)
Interceptions	2	KAZEE, Damontae, at San Diego St. (Nov 05, 2016)

PASSING

YARDS

Quarter: 282, Dan Robinson vs. Navy, Nov. 20, 1999 (2nd - 15 of 26)
Half: 424, Bryant Moniz vs. UC Davis, Sept. 24, 2011 (1st - 30 of 40)
Game: 560, Bryant Moniz vs. San José State, Nov. 20, 2010 (32 of 42)

Two Consecutive Games: 1,048, Nick Rolovich (505 vs. Air Force, Nov. 24; 543 vs. Brigham Young, Dec. 8, 2001)

Three Consecutive Games: 1,548, Nick Rolovich (500 vs. Miami-Ohio, Nov. 17; 505 vs. Air Force, Nov. 24; 543 vs. Brigham Young, Dec. 8, 2001)

Four Consecutive Games: 1,806, Nick Rolovich (258 vs. Boise State, Nov. 10; 500 vs. Miami-Ohio, Nov. 17; 505 vs. Air Force, Nov. 24; 543 vs. Brigham Young, Dec. 8, 2001)

Season: 5,549, Colt Brennan, 2006

Two Years: 9,892, Colt Brennan, 2006-07

Career: 17,072, Timmy Chang, 2000-04

Yards Per Game

Season: 396.4, Colt Brennan, 2006
Career: 373.5, Colt Brennan, 2005-07

300-Yard Games

Season: 13, Colt Brennan, 2006
Career: 36, Timmy Chang, 2000-04

Consecutive Games Gaining 200+ Yards

Season: 14, Colt Brennan, 2006 (Sept. 2, 2006 at Alabama - Dec. 24, 2006 vs. Arizona State)

Career: 34, Colt Brennan (Sept. 3, 2005 vs. USC - Dec. 1, 2007 vs. Washington)

Consecutive Games Gaining 300+ Yards

Season: 12, Colt Brennan, 2006 (Sept. 23, 2006 vs. Boise State - Dec. 24, 2006 vs. Arizona State)

Career: 14, Timmy Chang (Sept. 30, 2001 vs. Tulsa - Sept. 6, 2002 at Brigham Young); 14, Colt Brennan (Sept. 23, 2006 vs. Boise State - Sept. 8, 2007 at La. Tech)

Most Games Gaining 200+ Yards

Season: 14, Colt Brennan, 2006
Career: 47, Timmy Chang, 2000, 2002-04

BY CLASS

Freshman

Game: 403, Timmy Chang vs. San José State Oct. 28, 2000

Season: 3,041, Timmy Chang, 2000

Sophomore

Game: 515, Colt Brennan vs. New Mexico State, Oct. 15, 2005

Season: 4,474, Timmy Chang, 2002

Junior

Game: 560, Bryant Moniz vs. San José State, Nov. 20, 2010



BRYANT MONIZ

SINGLE-GAME PASSING YARDS

Rk	Player	Yards	Opp.	Date	C-A-I	TD	Result
1.	Bryant Moniz	560	San José State	11/20/10	32-44-2	3	W, 41-7
2.	Colt Brennan	559	Arizona State*	12/24/06	33-42-1	5	W, 41-24
3.	Colt Brennan	548	at Louisiana Tech	09/08/07	43-61-1	4	W, 45-44 (OT)
4.	Colt Brennan	545	at San José State	10/12/07	44-75-4	4	W, 42-35 (OT)
5.	Nick Rolovich	543	BYU	12/08/01	29-52-1	8	W, 72-45
6.	Timmy Chang	534	at Louisiana Tech	10/18/03	33-46-4	5	W, 44-41
7.	Bryant Moniz	532	Louisiana Tech	10/02/10	42-58-0	4	W, 41-21
8.	Dan Robinson	530	Navy	11/20/99	37-63-1	5	W, 48-41
9.	Colt Brennan	515	New Mexico St.	10/15/05	38-53-1	7	W, 49-28
10.	Nick Rolovich	505	Air Force	11/24/01	30-46-0	5	W, 52-30
11.	Nick Rolovich	500	Miami (Ohio)	11/17/01	30-53-1	7	W, 52-51
12.	Sean Schroeder	499	at Wyoming	11/23/13	37-50-1	6	L, 56-59 (OT)
13.	Colt Brennan	495	Boise State	11/23/07	40-53-2	5	W, 39-27
14.	Greg Alexander	477	at UNLV	09/19/09	31-48-1	3	L, 33-34
15.	Timmy Chang	475	Houston*	12/25/03	26-42-1	5	W, 54-48 (OT)

*Hawai'i Bowl

Season: 5,549, Colt Brennan, 2006

Senior

Game: 548, Colt Brennan at Louisiana Tech, Sept. 8, 2007

Season: 4,343, Colt Brennan, 2007

Season Yards

Rk	Player	Yards	Year
1.	Colt Brennan	5,549	2006
2.	Bryant Moniz	5,040	2010
3.	Timmy Chang	4,474	2002
4.	Colt Brennan	4,343	2007
5.	Colt Brennan	4,301	2005
6.	Timmy Chang	4,258	2004
7.	Timmy Chang	4,199	2003
8.	Dan Robinson	3,853	1999
9.	Nick Rolovich	3,361	2001
10	Timmy Chang	3,041	2000

Career Yards

Rk	Player	Yards	Years
1.	Timmy Chang	17,072	2000-04
2.	Colt Brennan	14,193	2005-07
3.	Bryant Moniz	10,169	2009-11
4.	Dan Robinson	6,038	1997-99
5.	Garrett Gabriel	5,631	1987-90
6.	Raphel Cherry	5,046	1981-84
7.	Sean Schroeder	4,838	2012-13
8.	Gregg Tipton	4,775	1985-86
9.	Ikaika Woolsey	4,233	2013-16
10.	Nick Rolovich	4,176	2000-01

Season Yards Per Game

Rk	Player	Avg.	Year
1.	Colt Brennan	396.4	2006
2.	Colt Brennan	361.9	2007
3.	Bryant Moniz	360.0	2010
4.	Colt Brennan	358.4	2005
5.	Nick Rolovich	336.1	2001
6.	Timmy Chang	327.5	2004
7.	Timmy Chang	323.0	2003
8.	Dan Robinson	321.1	1999
9.	Timmy Chang	319.6	2002
10.	Timmy Chang	304.1	2000

Career Yards Per Game

Rk	Player	Avg.	Years
1.	Colt Brennan	373.5	2005-07
2.	Timmy Chang	322.1	2000-04
3.	Bryant Moniz	299.1	2009-11
4.	Nick Rolovich	298.3	2000-01
5.	Dan Robinson	241.5	1997-99
6.	Sean Schroeder	210.3	2012-13
7.	Gregg Tipton	199.0	1985-86
8.	Garrett Gabriel	165.6	1987-90
9.	Raphel Cherry	136.3	1981-84
10.	Jeff Duva	134.1	1977-78

300-Yard Games - Season

Rk	Player	Games	Year
1.	Colt Brennan	13	2006
2.	Bryant Moniz	11	2010
3.	Colt Brennan	9	2005
	Timmy Chang	9	2004
	Timmy Chang	9	2003
	Timmy Chang	9	2002
7.	Colt Brennan	8	2007
8.	Nick Rolovich	7	2001
9.	Sean Schroeder	6	2013
	Timmy Chang	6	2000
	Dan Robinson	6	1999

300-Yard Games - Career

Rk	Player	Games	Years
1.	Timmy Chang	36	2000-04
2.	Colt Brennan	30	2005-07
3.	Bryant Moniz	20	2009-11
4.	Nick Rolovich	8	2000-01
5.	Dan Robinson	7	1997-99
6.	Sean Schroeder	6	2012-13
	Garrett Gabriel	6	1987-90
8.	Greg Alexander	4	2008-09
9.	Dru Brown	2	2015
	John Hao	2	1992-95
	Gregg Tipton	2	1985-86

400-Yard Games - Career

Rk	Player	Games	Year
1.	Colt Brennan	20	2005-07
2.	Timmy Chang	11	2000-04
3.	Bryant Moniz	5	2009-11
4.	Nick Rolovich	3	2000-01
	Dan Robinson	3	1997-99
6.	Greg Alexander	2	2008-09
7.	Sean Schroeder	1	2012-13
	Garrett Gabriel	1	1987-90

400-Yard Games - Season

Rk	Player	Games	Years
1.	Colt Brennan	9	2006
2.	Colt Brennan	6	2007
3.	Colt Brennan	5	2005
4.	Bryant Moniz	3	2010
	Timmy Chang	3	2004
	Timmy Chang	3	2003
	Timmy Chang	3	2002
	Nick Rolovich	3	2001
	Dan Robinson	3	1999

500-Yard Games - Career

Rk	Player	Games	Year
1.	Colt Brennan	4	2005-07
2.	Nick Rolovich	3	2000-01
3.	Bryant Moniz	2	2009-11
4.	Timmy Chang	1	2000-04
	Dan Robinson	1	1997-99

500-Yard Games - Season

Rk	Player	Games	Years
1.	Nick Rolovich	3	2001
2.	Colt Brennan	2	2007
3.	Bryant Moniz	2	2010

SINGLE-GAME PASSING

ATTEMPTS

Rk	Player	Att	Opp.	Date	C-Y-I	TD	Result
1.	Colt Brennan	75	at San José State	10/12/07	44-545-4	4	W, 42-35 (OT)
2.	Timmy Chang	70	Rice	09/27/03	42-397-0	2	W, 41-21
3.	Timmy Chang	66	Florida Atlantic	09/04/04	38-302-0	2	L, 28-35 (OT)
4.	Timmy Chang	64	at Rice	11/16/02	35-369-1	2	W, 33-28
	Timmy Chang	64	San José State	10/28/00	34-403-2	3	L, 48-57
6.	Dan Robinson	63	Navy	11/20/99	37-530-1	5	W, 48-41
7.	Colt Brennan	61	at Louisiana Tech	09/08/07	43-548-1	4	W, 45-44 (OT)
	Timmy Chang	61	at Fresno State	10/25/02	36-462-1	2	W, 31-21
	Timmy Chang	61	at UNLV	9/19/03	37-363-3	2	L, 22-33
10.	Timmy Chang	60	Fresno State	10/11/03	40-353-0	5	W, 55-28

COMPLETIONS

Rk	Player	Comp	Opp.	Date	A-Y-I	TD	Result
1.	Colt Brennan	44	at San José State	10/12/07	75-545	4	W, 42-35 (OT)
2.	Colt Brennan	43	at Louisiana Tech	09/08/07	61-548-1	4	W, 45-44 (OT)
3.	Bryant Moniz	42	Louisiana Tech	10/02/10	58-532-0	4	W, 41-21
	Colt Brennan	42	Washington	09/08/07	50-442-0	5	W, 35-28
	Timmy Chang	42	Rice	09/27/03	70-397-0	2	W, 41-21
6.	Colt Brennan	40	Boise State	11/23/07	53-495-2	5	W, 39-27
	Timmy Chang	40	Fresno State	10/11/03	60-353-0	5	W, 55-28
8.	Colt Brennan	38	New Mexico State	10/15/05	53-515-1	7	W, 49-28
	Timmy Chang	38	Florida Atlantic	09/04/04	66-302-0	2	L, 28-35 (OT)

TOUCHDOWNS

Rk	Player	TDs	Opp.	Date	C-A-I	Yds	Result
1.	Nick Rolovich	8	BYU	12/08/01	29-52-1	543	W, 72-45
2.	Bryant Moniz	7	UC Davis	09/24/11	30-40-0	424	W, 56-14
	Colt Brennan	7	New Mexico State	10/15/05	38-53-1	515	W, 49-28
	Nick Rolovich	7	Miami (OH)	11/17/01	30-53-1	500	W, 52-51
5.	Sean Schroeder	6	at Wyoming	11/23/13	37-50-1	499	L, 56-59
	Bryant Moniz	6	Charleston Southern	09/25/10	19-27-2	395	W, 66-7
	Colt Brennan	6	New Mexico State	10/27/07	29-46-1	425	W, 50-13
	Colt Brennan	6	Northern Colorado	09/01/07	34-40-0	416	W, 63-6
	Colt Brennan	6	at Utah State	11/04/06	18-29-1	413	W, 63-10
	Timmy Chang	6	Idaho	11/20/04	23-31-2	376	W, 52-21

ATTEMPTS

Quarter: 30, Timmy Chang vs. San José State, Oct. 28, 2000 (2nd - comp. 12)

Half: 45, Timmy Chang vs. San José State, Oct. 28, 2000 (1st - comp. 20)

Game: 75, Colt Brennan at San José State, Oct. 12, 2007 (comp. 45)

Season: 624, Timmy Chang, 2002 (comp. 349)

Career: 2,436, Timmy Chang, 2000-04 (comp. 1,388)

Season Attempts

Rk	Player	Att	Year
1.	Timmy Chang	624	2002
2.	Timmy Chang	602	2004
3.	Timmy Chang	601	2003
4.	Colt Brennan	559	2006
5.	Dan Robinson	556	1999
6.	Bryant Moniz	555	2010
7.	Colt Brennan	515	2005
8.	Colt Brennan	510	2007
9.	Timmy Chang	469	2000
10.	Ikaika Woolsey	416	2014

Career Attempts

Rk	Player	Att	Years
1.	Timmy Chang	2,436	2000-04
2.	Colt Brennan	1,584	2005-07
3.	Bryant Moniz	1,271	2009-11
4.	Dan Robinson	914	1997-99
5.	Sean Schroeder	720	2012-13
6.	Ikaika Woolsey	684	2013-16
7.	Raphel Cherry	680	1981-84
8.	Gregg Tipton	665	1985-86
9.	Garrett Gabriel	661	1987-90
10.	Nick Rolovich	541	2000-01

Yards Per Attempt

Game (min. 15 att.): 17.0, Warren Jones at Utah, Sept. 24, 1988 (16 for 272)

(min. 25 att.): 15.2, Garrett Gabriel vs. Brigham Young, Oct. 28, 1989 (29 for 440)

(min. 35 att.): 13.3, Colt Brennan vs. Arizona State, Dec. 24, 2006 (33 for 559)

Season (min. 150 att.): 9.9, Colt Brennan, 2006 (559 for 5,549)

(min. 200 att.): 9.9, Colt Brennan, 2006 (559 for 5,549)

Career (min. 300 att.): 8.5, Garrett Gabriel, 1987-90 (661 for 5,631)

COMPLETIONS

Quarter: 19, Colt Brennan vs. N. Colorado, Sept. 1, 2007 (1st - att. 21)
Half: 34, Colt Brennan vs. N. Colorado, Sept. 1, 2007 (1st - att. 40)
Game: 44, Colt Brennan at San José State, Oct. 12, 2007 (att. 75)

Over Multiple Games

Two Consecutive Games: 79, Timmy Chang at UNLV (37), Sept. 19; and vs. Rice (42), Sept. 27, 2003

Three Consecutive Games: 111, Timmy Chang at USC (32), Sept. 13; at UNLV (37), Sept. 19; and vs. Rice (42), Sept. 27, 2003

Four Consecutive Games: 140, Timmy Chang at UNLV (37), Sept. 19; vs. Rice (42), Sept. 27; at Tulsa (21), Oct. 4; and vs. Fresno State (40), Oct. 11, 2003

Season: 406, Colt Brennan, 2006 (att. 559)

Career: 1,388, Timmy Chang, 2000-04 (att. 2,436)

Completions Per Game

Season: 29.91, Colt Brennan, 2007 (359 in 12 games)

Career: 29.34, Colt Brennan, 2005-07 (1,115 in 38 games)

Consecutive Completions

Game: 20, Colt Brennan vs. Washington, Dec. 1, 2007

Two Games: 22, Jason Whieldon vs. Army (16), Nov. 22 and vs. Alabama (6), Nov. 29, 2003

Completions Percentage

Game (min. 15): 94.1%, Jason Whieldon vs. Army, Nov. 22, 2003 (16 of 17)

(min. 20): 83.3%, Tim Carey vs. Cal State Northridge, Sept. 6, 1997 (25 of 30)

(min. 30): 87.9%, Sean Schroeder at Navy, Nov. 9, 2013 (29 of 33)

(min. 40): 84.0%, Colt Brennan vs. Washington, Dec. 1, 2007 (42 of 50)

Season (min. 150): 72.6%, Colt Brennan, 2006 (406 of 559)

(min. 200): 72.6%, Colt Brennan, 2006 (406 of 559)

Career (min. 300): 70.3%, Colt Brennan, 2005-07 (1,115 of 1,584)

Yards Per Completion

Game (min. 10 comp.): 24.7, Warren Jones at Utah, Sept. 24, 1988 (11 for 272)

(min. 20 comp.): 20.0, Garrett Gabriel vs. Brigham Young, Oct. 28, 1989 (22 for 440)

Season (min. 100 comp.): 16.67, Garrett Gabriel, 1990 (165 for 2,752)

Career (min. 175 comp): 15.8, Garrett Gabriel, 1987-90 (356 for 5,631)

(min. 300 comp): 12.7, Colt Brennan, 2005-07 (1,115 for 14,193)

Season Completions

Rk	Player	Comp	Year
1.	Colt Brennan	406	2006
2.	Bryant Moniz	361	2010
3.	Colt Brennan	359	2007
4.	Timmy Chang	358	2004
5.	Timmy Chang	353	2003
6.	Colt Brennan	350	2005
7.	Timmy Chang	349	2002
8.	Dan Robinson	288	1999
9.	Bryant Moniz	248	2011
10.	Timmy Chang	245	2000

Career Completions

Rk	Player	Comp	Years
1.	Timmy Chang	1,388	2000-04
2.	Colt Brennan	1,115	2005-07
3.	Bryant Moniz	791	2009-11
4.	Dan Robinson	453	1997-99
5.	Sean Schroeder	408	2012-13
6.	Gregg Tipton	367	1985-86
7.	Garrett Gabriel	356	1987-90
8.	Raphel Cherry	353	1981-84
9.	Ikaika Woolsey	338	2013-16
10.	Nick Rolovich	296	2000-01

TOUCHDOWNS

Touchdowns

Quarter: 4, Nick Rolovich vs. Brigham Young, Dec. 8, 2001 (3rd); Timmy Chang vs. Idaho, Nov. 20, 2004 (2nd); Colt Brennan vs. N. Colorado, Sept. 1, 2007 (1st); Bryant Moniz vs. UC Davis, Sept. 24, 2011 (1st)

Half: 7, Bryant Moniz vs. UC Davis, Sept. 24, 2011 (1st)

Game: 8, Nick Rolovich vs. Brigham Young, Dec. 8, 2001

Season: 58, Colt Brennan, 2006

2 Years: 96, Colt Brennan, 2006-07

At Conclusion of Junior Season: 93, Colt Brennan, 2005-06

Career: 131, Colt Brennan, 2005-07

Consecutive Games Throwing A Touchdown

Season: 14, Colt Brennan (Sept. 2, 2006 at Alabama - Dec. 24, 2006 vs. Arizona State)

Career: 34, Colt Brennan (Sept. 3, 2005 vs. USC - Nov. 10, 2007 vs. Fresno State)

Touchdown Passes In First Career Game (UH)

3, Max Wittek vs. Colorado, Sept. 3, 2015
 3, Gregg Tipton vs. Kansas, Aug. 31, 1985

Touchdowns With Same Passer And Receiver

Season: 17, Timmy Chang to Chad Owens, 2004

Career: 39, Colt Brennan to Davone Bess, 2005-07

Attempts-To-Touchdown Ratio

Season: 9.6, Colt Brennan, 2006 (58 TD in 559 att.)

Career: 10.5, Jason Whieldon, 2002-03 (75 TD in 791 att.)

Longest Touchdown Pass

95, Don Botelho to Colin Chock vs. Willamette, Oct. 11, 1957

CAREER PASSING LEADERS

No	Player	Years	GP	Att	Com	Int	Pct	Yds	TD	CPG	YPG	Eff
1.	Timmy Chang	2000-04	53	2,436	1,388	80	.570	17,072	117	26.2	322.1	125.1
2.	Colt Brennan	2005-07	38	1,584	1,115	42	.703	14,193	131	29.3	373.5	167.6
3.	Bryant Moniz	2009-11	34	1,271	791	30	.622	10,169	75	23.3	299.1	144.2
4.	Dan Robinson	1997-99	25	914	453	30	.496	6,038	39	18.2	241.5	112.6
5.	Garrett Gabriel	1987-90	34	661	356	31	.539	5,631	47	10.5	165.6	139.5
6.	Raphel Cherry	1981-84	37	680	353	24	.519	5,046	28	9.5	136.3	114.3
7.	Sean Schroeder	2012-13	23	720	408	26	.567	4,838	39	17.7	210.3	123.8
8.	Gregg Tipton	1985-86	24	665	367	28	.552	4,775	23	15.3	199.0	118.5
9.	Ikaika Woolsey	2013-16	50	684	338	28	.494	4,233	24	6.8	84.7	104.8
10.	Nick Rolovich	2000-01	14	541	296	13	.547	4,176	40	21.1	298.3	139.1
11.	Warren Jones	1985-88	29	477	249	21	.522	3,885	23	8.6	134.0	127.7
12.	Michael Carter	1990-93	46	521	229	16	.440	3,504	26	5.0	76.2	110.8
13.	Larry Arnold	1967-69	25	512	273	23	.533	3,329	33	10.9	133.2	118.9
14.	Greg Alexander	2008-09	13	395	252	9	.638	3,328	23	19.4	256.0	149.2
15.	Jeff Duva	1977-78	22	405	218	17	.538	2,950	25	9.9	134.1	126.9
16.	Dru Brown	2016-	13	335	209	7	.624	2,488	19	16.1	191.4	139.3
17.	Mike Biscotti	1970-72	29	332	160	22	.482	2,161	12	5.5	74.5	101.5
18.	Alex Kaloi	1973-76	26	402	198	30	.492	2,150	10	7.6	82.7	87.5
19.	Bernard Quarles	1981-82	21	264	143	7	.541	1,952	11	6.8	93.0	124.7
20.	Glenn Freitas	1993-96	40	342	178	20	.520	1,777	11	4.5	44.4	94.6

Season Touchdowns

Rk	Player	TDs	Year
1.	Colt Brennan	58	2006
2.	Bryant Moniz	39	2010
3.	Colt Brennan	38	2007
	Timmy Chang	38	2004
5.	Colt Brennan	35	2005
6.	Nick Rolovich	34	2001
7.	Timmy Chang	29	2003
8.	Sean Schroeder	28	2003
	Dan Robinson	28	1999
10.	Timmy Chang	25	2002

Career Touchdowns

Rk	Player	TDs	Years
1.	Colt Brennan	131	2005-07
2.	Timmy Chang	117	2000-04
3.	Bryant Moniz	75	2009-11
4.	Garrett Gabriel	47	1987-90
5.	Nick Rolovich	40	2000-01
6.	Sean Schroeder	39	2012-13
	Dan Robinson	39	1997-99
8.	Raphel Cherry	28	1981-84
9.	Michael Carter	26	1990-93
10.	Gregg Tipton	23	1985-86

INTERCEPTIONS

Game: 5, Inoke Funaki at Boise State, Oct. 7, 2008 (att 34); Colt Brennan at Idaho, Sept. 29, 2007 (att. 49); Timmy Chang at Rice, Oct. 21, 2000 (att. 48)

Season: 22, Timmy Chang, 2002 (att. 624)

Career: 80, Timmy Chang, 2000-04 (att. 2,436)

Fewest Interceptions

Season (min. 75 att.): 1, Mike Stennis, 1979 (att. 92); Bernard Quarles, 1981 (att. 76)

(min. 100 att.): 2, Michael Carter, 1993 (att. 179); Johnny Macon, 1995 (att. 152)

(min. 200 att.): 5, Raphel Cherry, 1984 (att. 295)

Career (min. 300 att.): 13, Nick Rolovich, 2000-01 (att. 541)

Lowest Interception Percentage

Season (min. 100 attempts): 1.11, Michael Carter, 1993 (2 in 179 att.)

(min. 200 attempts): 1.25, Bryant Moniz, 2011 (5 in 397 att.)

Career (min. 250 attempts): 2.36, Bryant Moniz, 2009-11 (30 in 1,271 att.)

Consecutive Attempts Without An INT

Season: 182, Colt Brennan, 2006 (during six games from Sept. 30 to Nov. 4)

Career: 200, Timmy Chang, 2000-04 (during five games from Dec. 25, 2003, to Oct. 9, 2004)

EFFICIENCY RATING
Efficiency Rating

Game (min. 15 att.): 273.4, Warren Jones at Utah, Sept. 24, 1988 (11 of 16, 272 yards, 3 TD, 0 int.)

Season (min. 100 att.): 186.0, Colt Brennan, 2006 (559 att.)

Career (min. 300 att.): 144.2, Bryant Moniz, 2009-11 (791 att.)


YEARLY PASSING YARDS LEADERS

Year	Name	Comp	Att	Yards	TD
1967	Dick Hough	109	197	1,419	9
1968	Larry Arnold	154	278	1,821	21
1969	Larry Arnold	110	211	1,378	11
1970	Howard Gay	68	140	851	7
1971	Elroy Chong	71	156	1,041	7
1972	Mike Biscotti	54	110	772	6
1973	Casey Orteiz	103	178	1,385	10
1974	Alex Kaloi	120	240	1,214	6
1975	Alex Kaloi	64	132	793	4
1976	Joe McReynolds	36	76	373	1
1977	Jeff Duva	105	197	1,478	10
1978	Jeff Duva	113	208	1,463	14
1979	Mike Stennis	42	92	565	5
1980	Mike Stennis	71	141	869	3
1981	Tim Lyons	72	142	970	4
1982	Bernard Quarles	103	188	1,350	7
1983	Raphel Cherry	170	299	2,478	18
1984	Raphel Cherry	143	295	2,055	6
1985	Gregg Tipton	156	288	2,130	12
1986	Gregg Tipton	211	377	2,645	11
1987	Warren Jones	84	168	1,326	4
1988	Warren Jones	138	259	2,268	19
1989	Garrett Gabriel	143	249	2,145	17
1990	Garrett Gabriel	165	320	2,752	25
1991	Michael Carter	81	205	1,172	4
1992	Michael Carter	51	115	787	6
1993	Michael Carter	91	179	1,489	15
1994	John Hao	86	152	1,181	6
1995	Johnny Macon	68	152	985	6
1996	Glenn Freitas	129	234	1,157	8
1997	Josh Skinner	109	195	1,416	3
1998	Dan Robinson	163	354	2,155	11
1999	Dan Robinson	288	556	3,853	18
2000	Timmy Chang	245	469	3,041	19
2001	Nick Rolovich	233	405	3,361	34
2002	Timmy Chang	349	624	4,474	25
2003	Timmy Chang	353	601	4,199	29
2004	Timmy Chang	358	602	4,258	38
2005	Colt Brennan	350	515	4,301	35
2006	Colt Brennan	406	559	5,549	58
2007	Colt Brennan	359	510	4,343	38
2008	Greg Alexander	154	245	1,895	14
2009	Bryant Moniz	182	319	2,396	14
2010	Bryant Moniz	361	555	5,040	39
2011	Bryant Moniz	248	397	2,733	22
2012	Sean Schroeder	175	244	1,878	11
2013	Sean Schroeder	233	376	2,960	28
2014	Ikaika Woolsey	210	416	2,538	13
2015	Max Wittek	128	271	1,542	7
2016	Dru Brown	209	305	2,488	19

RUSHING

YARDS

Quarter: 123, Alex Green vs. New Mexico State, Nov. 22, 2010 (2nd - 4 rushes)

Half: 190, Anthony Edgar vs. Air Force, Nov. 27, 1982

Game: 327, Alex Green vs. New Mexico State, Nov. 22, 2010

Season: 1,498, Travis Sims, 1992 (220 att, 12 games)

Career: 3,451, Gary Allen, 1978-81 (647 rushes)

Yards Per Game

Season: 124.8, Travis Sims, 1992 (1,498 in 12 games)

Career: 83.6, Larry Sherrer, 1968-71 (2,174 in 26 games)

Season Yards (1,000-yard Seasons)

Rk	Player	Yards	Year
1.	Travis Sims	1,498	1992
2.	Alex Green	1,199	2010
3.	Albert Holmes	1,146	1972
4.	Paul Harris	1,132	2015
5.	Larry Sherrer	1,129	1971
6.	Michael Carter	1,092	1991
7.	Nuu Faaola	1,064	1985
8.	Gary Allen	1,040	1979
9.	Diocemy Saint Juste	1,006	2016
	Gary Allen	1,006	1981

Career Yards

Rk	Player	Yards	Year
1.	Gary Allen	3,451	1978-81
2.	Michael Carter	2,528	1990-93
3.	Travis Sims	2,311	1989-92
4.	Joey Iosefa	2,218	2011-14
5.	Larry Sherrer	2,174	1969-71
6.	Jamal Farmer	2,124	1989-91
7.	Heikoti Fakava	2,111	1985-88
8.	Wilbert Haslip	2,073	1975-78
9.	Albert Holmes	1,941	1971-73
10.	Bill Massey	1,779	1968-70

Season Rushing Yds/Game

Rk	Player	Avg.	Year
1.	Travis Sims	124.8	1992
2.	Albert Holmes	104.2	1972
3.	Larry Sherrer	102.6	1971
4.	Gary Allen	100.6	1981
5.	Gary Allen	94.5	1979
6.	Paul Harris	94.3	2015
7.	Michael Carter (QB)	91.0	1991
8.	Nu'u Fa'aola	88.7	1985
9.	Alex Green	85.6	2010
10.	Bill Massey	84.0	1969

Career Rushing Yds/Game


Rk	Player	Avg.	Years
1.	Larry Sherrer	83.6	1969-71
2.	Gary Allen	80.3	1978-81
3.	Jamal Farmer	78.7	1989-91
4.	Anthony Edgar	73.6	1981-82
5.	Joey Iosefa	69.3	2011-14
6.	Albert Holmes	66.9	1971-73
7.	Charles Tharp	61.5	1997-98
8.	Alex Green	61.2	2009-10
9.	Travis Sims	60.8	1989-92
10.	Bill Massey	59.3	1968-70



ALEX GREEN



JOEY IOSEFA



HEIKOTI FAKAVA

SINGLE-GAME YARDS

Rk	Player	Yards	Opp.	Date	Att	YPC	TD
1.	Alex Green	327	at New Mexico State	11/22/10	19	17.2	3
2.	Pete Wilson	270	BYU	11/17/50	-	-	4
3.	Jamal Farmer	242	Air Force	12/09/89	35	6.9	2
	Anthony Edgar	242	Air Force	11/27/82	22	11.0	3
5.	Wilbert Haslip	221	Idaho	09/24/77	22	10.0	2
6.	Joey Iosefa	219	UNLV	11/22/14	35	6.3	2
7.	Michael Carter (QB)	214	at Wyoming	08/31/91	33	6.5	2
8.	Diocemy Saint Juste	205	Nevada	10/01/16	19	10.8	0
9.	Travis Sims	202	at UTEP	10/31/92	28	7.2	0
	Gary Allen	202	UTEP	10/27/79	24	8.4	1
11.	Larry Sherrer	196	Santa Clara	10/16/71	22	8.9	2
12.	Walter Briggs (QB)	194	at New Mexico	10/10/87	33	5.9	1
13.	Joey Iosefa	191	at Navy	11/09/13	35	5.5	1
14.	Paul Harris	190	at UNLV	11/07/15	20	9.5	1
15.	Gary Allen	189	at San Diego State	10/24/81	32	5.9	1

SINGLE-GAME ATTEMPTS

Rk	Player	Att	Opp.	Date	Yards	YPC	TD
1.	Joey Iosefa	37	San Diego State	11/16/13	155	4.2	1
2.	Joey Iosefa	35	UNLV	11/22/14	219	6.3	2
	Joey Iosefa	35	at Navy	11/09/13	191	5.5	1
	Jamal Farmer	35	Air Force	12/09/89	242	6.9	2
	Nuu Faaola	35	San Diego State	11/30/85	150	4.3	1
6.	Michael Carter (QB)	33	at Wyoming	08/31/91	214	6.5	2
	Walter Briggs (QB)	33	at New Mexico	10/10/87	194	5.9	1
	Norris Birdsong	33	Cal State Fullerton	11/01/75	155	4.7	2

SINGLE-GAME TOUCHDOWNS

Rk	Player	TD	Opp.	Date	Att	Yards	YPC
1.	Heikoti Fakava	5	Yale	10/03/87	8	26	3.3
2.	Alex Green	4	at Utah St	10/23/10	14	172	12.3
	Glenn Freitas (QB)	4	at UNLV	09/30/95	12	65	5.4
	Glenn Freitas (QB)	4	UTEP	09/23/95	24	122	5.1
	Ivin Jasper (QB)	4	UTEP	09/25/93	10	23	2.3
	Larry Sherrer	4	New Mexico	11/27/71	29	113	3.9
	Bill Massey	4	Cal State Los Angeles	11/01/69	18	180	10.0

OVER MULTIPLE GAMES

Two Consecutive Games: 463, Alex Green, 2010 (327 vs. New Mexico State, 136 vs. UNLV)

Three Consecutive Games: 535, Larry Sherrer, 1971 (159 vs. Cal State-LA, 196 vs. Santa Clara, 180 vs. New Mexico Highlands)

Four Consecutive Games: 664, Larry Sherrer, 1971 (159 vs. Cal State-LA, 196 vs. Santa Clara, 180 vs. New Mexico Highlands, 129 vs. UC Santa Barbara)

Five Consecutive Games: 755, Travis Sims, 1992 (Utah through Colorado State)

Six Consecutive Games: 852, Alex Green, 2010 (Utah State through UNLV)

Seven Consecutive Games: 967, Travis Sims, 1992 (Utah through Wyoming)

Eight Consecutive Games: 1,068, Travis Sims, 1992 (Utah through Tulsa)

Nine Consecutive Games: 1,193, Travis Sims, 1992 (Utah through Pittsburgh)

10 Consecutive Games: 1,253, Travis Sims, 1992 (Brigham Young through Pittsburgh)

Two Consecutive Seasons: 1,924, Gary Allen (1,040 in '79, 884 in '80)

Three Consecutive Seasons: 2,930, Gary Allen (1,040 in '79, 884 in '80, 1,006 in '81)

BY CLASS

Freshman

Game: 242, Jamal Farmer vs. Air Force, Dec. 9, 1989 (35 rushes)

Season: 986, Jamal Farmer, 1989 (199 att.)

Sophomore

Game: 214, Michael Carter at Wyoming, Aug. 31, 1991 (33 att.)

Season: 1,092, Michael Carter, 1991 (221 att.)

Junior

Game: 221, Wilbert Haslip vs. Idaho, Sept. 24, 1977 (22 att.)

Season: 1,146, Albert Holmes, 1972 (199 att.)

Senior

Game: 327, Alex Green vs. New Mexico State, Nov. 22, 2010 (19 att.)

Season: 1,498, Travis Sims, 1992 (220 att.)

Net Yards Gained By A Quarterback

Game: 214, Michael Carter at Wyoming, Aug. 31, 1991 (33 att.)

Season: 1,092, Michael Carter, 1991 (221 att.)

Career: 2,528, Michael Carter, 1990-93 (557 att.)

100-Yard Games

Season: 9, Travis Sims, 1992

Career: 15, Gary Allen, 1978-81

Consecutive 100-Yard Games

- 4, Paul Harris, 2015 (b. Nov. 7 vs. UNLV, e. Nov. 28 vs. ULM)
- 4, Gary Allen, 1979 (b. Oct. 13 vs. Santa Clara, e. Nov. 3 vs. Temple)
- 4, Norris Birdsong, 1975 (b. Oct. 4 vs. Rutgers, e. Nov. 1 vs. CS Fullerton)
- 4, Larry Sherrer, 1971 (b. Oct. 9 vs. Cal State-LA, e. Oct. 30 vs. UCSB)

100-Yard Games - Season

Rk	Player	Games	Year
1.	Travis Sims	9	1992
2.	Paul Harris	6	2015
	Michael Carter	6	1991
	Gary Allen	6	1979
	Albert Holmes	6	1972
6.	Nuu Faaloa	5	1985
	Gary Allen	5	1981
	Larry Sherrer	5	1971
9.	Diocemy Saint Juste	4	2016
	Alex Green	4	2010
	Nate Ilaoa	4	2006
	James Fenderson	4	2000
	Charles Tharp	4	1997

100-Yard Games - Career

Rk	Player	Games	Years
1.	Gary Allen	15	1978-81
2.	Travis Sims	10	1989-92
3.	Larry Sherrer	9	1969-71
4.	Michael Carter	8	1990-93
5.	Paul Harris	7	2015-16
	Charles Tharp	7	1997-98
	Albert Holmes	7	1971-73
8.	Joey Iosefa	6	2011-14
	Jamal Farmer	6	1988-91
	Hekoti Fakava	6	1985-88
	Anthony Edgar	6	1981-82

Fewest Rushes, Gained 100 Yards Or More

Game: 2, Brian Gordon at Brigham Young, Sept. 11, 1993 (100 yards)

Net Yards Gained By Two Players

Game: 371, Pete Wilson (270) and Jimmy Asato (101) vs. Brigham Young, Nov. 17, 1950

Season: 2,038, Travis Sims (1,498) and Michael Carter (540), 1992

Net Yards Gained In First Game Of Career

103, Mike Vierra vs. Texas A&I, Sept. 13, 1975

Net Yards Gained In Opening Game Of Season

214, Michael Carter at Wyoming, Aug. 31, 1991

Net Yards Gained Against One Opponent

Career: 454, Larry Sherrer vs. Santa Clara, 1969-71 (44 rushes)

50-Yard Rushes

Game: 2, Gary Allen vs. Temple, Nov. 3, 1979 (77 & 55, both TDs); Anthony Edgar vs. Air Force, Nov. 27, 1982 (69 & 70, both TDs); Alex Green at New Mexico State, Nov. 22, 2010 (62 & 71)

Season: 5, Gary Allen, 1979

Career: 8, Gary Allen, 1978-81

Average Gain Per Rush

Game (min. 15 rushes): 17.2, Alex Green vs. New Mexico St., Nov. 22, 2010 (19 for 327)

(min. 20 rushes): 10.0, Wilbert Haslip vs. Idaho, Sept. 24, 1977 (22 for 221)

(min. 30 rushes): 6.5, Michael Carter at Wyoming, Aug. 31, 1991 (33 for 214)

Season (min. 150 rushes): 6.8, Travis Sims, 1992 (220 for 1,498)

Career (min. 300 rushes): 6.3, Travis Sims, 1989-92 (367 for 2,313)

1,000-Yard Seasons

2, Gary Allen, 1979, 1981

ATTEMPTS

Game: 37, Joey Iosefa vs. San Diego State, Nov. 16, 2013 (150 yards)

Season: 221, Michael Carter, 1991 (1,092 yards)

Career: 647, Gary Allen, 1978-81 (3,451 yards)

Attempts Per Game

Season (min 6 games): 25.2, Joey Iosefa, 2014 (151 in 6 games)

Career: 16.0, Joey Iosefa, 2011-14 (512 in 32 games)

Consecutive Carries

Game: 8, John Lister vs. Lamar, Sept. 15, 2012

Season Attempts

Rk	Player	Att	Year
1.	Michael Carter	221	1991
2.	Travis Sims	220	1992
3.	Larry Sherrer	204	1971
4.	Nuu Faaloa	203	1985
5.	Anthony Edgar	201	1982
	Jamal Farmer	199	1989
	Albert Holmes	199	1972
8.	Paul Harris	197	2015
9.	Charles Tharp	195	1997
10.	Hekoti Fakava	194	1988
	Gary Allen	194	1981

Career Attempts

Rk	Player	Att	Year
1.	Gary Allen	647	1978-81
2.	Michael Carter	557	1990-93
3.	Joey Iosefa	512	2011-14
4.	Heikoti Fakava	455	1985-88
5.	Jamal Farmer	440	1988-91
6.	Steven Lakalaka	422	2013-16
7.	Wilbert Haslip	421	1975-78
8.	Albert Holmes	381	1971-73
9.	George Bell	380	1977-79
10.	Larry Sherrer	373	1969-71



TOUCHDOWNS

Touchdowns

Game: 5, Heikoti Fakava vs. Yale, Oct. 3, 1987

Season: 18, Jamal Farmer, 1989; Alex Green, 2010

Career: 39, Michael Carter, 1990-93

Most Touchdowns by a Freshman

Game: 3, Jamal Farmer vs. Utah, Sept. 23, 1989

Season: 18, Jamal Farmer, 1989

Consecutive Games With A Rushing TD

7, Steven Lakalaka, 2016
(begin Sept. 10 vs. UT Martin, ended Nov. 5 vs. San Diego State)

7, Alex Green, 2010
(begin Oct. 23 vs. Utah State, ended career conclusion)

7, Michael Carter, 1991-92
(begin Oct. 19 at BYU, ended Sept. 12 at Air Force)

Longest Touchdown Rush


95, Paul Harris vs. UC Davis, Sept. 19, 2015

Longest Non-Scoring Rush


76, Joe Kaulukukui vs. Denver, Nov. 12, 1938

Season Touchdowns

Rk	Player	TDs	Year
1.	Alex Green	18	2010
	Jamal Farmer	18	1989
3.	Michael Carter	16	1991
	Hekoti Fakava	16	1987
	Larry Sherrer	16	1971
6.	Steven Lakalaka	13	2016
	Nate Ilaoa	13	2006
8.	Hekoti Fakava	12	1988
	Albert Holmes	12	1972
10	Bill Massey	11	1969



LARRY SHERRER



TRAVIS SIMS

Career Touchdowns

Rk	Player	TDs	Years
1.	Michael Carter	39	1990-93
2.	Jamal Farmer	31	1989-90
	Hekoti Fakava	31	1985-88
4.	Larry Sherrer	26	1969-71
5.	Joey Iosefa	21	2011-14
6.	Alex Green	20	2009-10
	Nate Ilaoa	20	2002-03, '05-06
	Glenn Freitas	20	1993-96
9.	Steven Lakalaka	19	2013-16
	Gary Allen	19	1978-81

YEARLY LEADERS

Year	Name	Rush	Yards	Avg	TD
1967	Larry Cook	100	362	3.6	3
1968	Emory Holmes	139	714	5.1	5
1969	Bill Massey	144	840	5.8	11
1970	Larry Sherrer	106	722	6.6	9
1971	Larry Sherrer	204	1,129	5.5	16
1972	Albert Holmes	199	1,146	5.8	12
1973	Albert Holmes	166	715	4.3	6
1974	Regis Grice	115	472	4.1	2
1975	Norris Birdsong	165	731	4.4	6
1976	Wilbert Haslip	139	730	5.4	2
1977	Wilbert Haslip	134	698	5.2	3
1978	Gary Allen	98	521	5.3	1
1979	Gary Allen	162	1,040	6.4	8
1980	Gary Allen	193	884	4.6	2
1981	Gary Allen	194	1,006	5.2	8
1982	Anthony Edgar	201	900	4.5	7
1983	Dino Babers	76	295	3.9	3
1984	Raphel Cherry	168	424	2.5	3
1985	Nuu Faaola	203	1,064	5.2	10
1986	Danny Crowell	164	724	4.4	6
1987	Heikoti Fakava	163	792	4.9	16
1988	Heikoti Fakava	194	860	4.4	12
1989	Jamal Farmer	199	986	5.0	18
1990	Jamal Farmer	159	664	4.2	9
1991	Michael Carter	221	1,092	4.9	16
1992	Travis Sims	220	1,498	6.8	9
1993	Calvin Melvin	139	831	6.0	3
1994	Tupu Alualu	129	638	4.9	3
1995	Brett Washington	90	574	6.4	2
1996	Carlos Shaw	99	394	4.0	2
1997	Charles Tharp	195	796	4.1	7
1998	Charles Tharp	146	679	4.7	2
1999	Avion Weaver	114	645	5.7	4
2000	James Fenderson	113	651	5.8	7
2001	Mike Bass	108	558	5.2	3
2002	John West	59	451	7.6	5
2003	John West	64	422	6.6	4
2004	Michael Brewster	113	722	6.4	6
2005	Nate Ilaoa	85	643	7.6	6
2006	Nate Ilaoa	131	990	7.6	13
2007	Kealoha Pilares	68	388	5.7	3
2008	Daniel Libre	99	443	4.5	6
2009	Leon Wright-Jackson	74	554	7.5	7
2010	Alex Green	146	1,199	8.2	18
2011	Joey Iosefa	110	548	5.0	7
2012	Will Gregory	137	691	5.0	3
2013	Joey Iosefa	126	590	4.7	5
2014	Steven Lakalaka	159	646	4.1	2
2015	Paul Harris	197	1,132	5.7	6
2016	Diocemy Saint Juste	165	1,006	6.1	3

CAREER RUSHING LEADERS

No	Player	Years	GP	Att	Gain	Loss	Net	Avg	TD	YPG
1.	Gary Allen	1978-81	43	647	3,654	203	3,451	5.3	19	80.3
2.	Michael Carter	1990-93	46	557	3,046	518	2,528	4.5	39	55.0
3.	Travis Sims	1989-92	38	367	2,319	8	2,311	6.3	14	60.8
4.	Joey Iosefa	2011-14	32	512	2,314	96	2,218	4.3	21	69.3
5.	Larry Sherrer	1969-71	26	373	2,290	116	2,174	5.8	26	83.6
6.	Jamal Farmer	1988-91	27	440	2,163	39	2,124	4.8	31	78.7
7.	Heikoti Fakava	1985-88	47	455	2,137	26	2,111	4.6	31	44.9
8.	Wilbert Haslip	1975-78	37	421	2,124	51	2,073	4.9	11	56.0
9.	Albert Holmes	1971-73	29	381	2,086	145	1,941	5.1	18	66.9
10.	Bill Massey	1968-70	35	298	1,853	74	1,779	6.2	17	59.3
11.	Steven Lakalaka	2013-16	43	422	1,766	49	1,717	4.1	19	39.9
12.	Paul Harris	2015-16	26	278	1,746	46	1,700	6.1	8	65.4
13.	Nate Ilaoa	2002-03, '05-06	37	222	1,719	30	1,689	7.6	20	45.6
14.	Alex Green	2009-10	27	232	1,711	59	1,652	7.1	20	61.2
15.	George Bell	1977-79	42	380	1,686	45	1,641	4.3	14	39.1
16.	Diocemy Saint Juste	2013-14, 16-	37	288	1,665	73	1,592	5.5	6	43.0
17.	Anthony Edgar	1981-82	21	319	1,622	77	1,545	4.8	16	73.6
18.	David Toloumu	1978-81	43	315	1,620	110	1,510	4.8	17	35.1
19.	Nuu Faaola	1982-85	32	304	1,521	34	1,487	4.9	12	46.5
20.	Charles Tharp	1997-98	24	341	1,572	97	1,475	4.3	9	61.5

WARRIOR FUN FACT

Nearly 40 years since he first put on a UH uniform, **Gary Allen** still owns 12 school records, including career rushing yards (3,451). His total is nearly 1,000 yards more than **Michael Carter** (2,528), who incidentally played quarterback during a time in which UH used the run-oriented Triple Option offense. Carter owns the school record for most rushing touchdowns with 39. Allen led the team in rushing for four straight years and owns the school-record 15, 100-plus yard games.

RECEIVING

YARDS

Yards Gained

Game: 308, Jason Rivers vs. Arizona State, Dec. 24, 2006 (14 rec)

Season: 1,889, Greg Salas, 2010 (119 rec)

Career: 3,919, Jason Rivers, 2003-07 (292 rec)

Yards Gained By A Running Back

Season: 837, Nate Ilaoa, 2006 (67 rec)

Career: 1,111, Nate Ilaoa, 2005-06 (103 rec)

Yards Gained Per Game

Season: 142.8, Ashley Lelie, 2001 (1,713 yards in 12)

Career: 92.56, Davone Bess, 2005-07 (3,610 in 39)

Average Gain Per Reception

Game (min. 5): 35.16, Ashley Lelie vs. Miami-Ohio, Nov. 17, 2001 (6 for 211)

Season (min. 25): 22.19, Chris Roscoe, 1989 (47 for 1,043)

Career (min. 50): 20.97, Chris Roscoe, 1987-79 (108 for 2,265)

BY CLASS

Freshman

Game: 188, Ryan Grice-Mullen vs. Boise State Oct. 1, 2005

Season: 1,228, Ryan Grice-Mullen, 2005

Sophomore

Game: 238, Britton Komine vs. Nevada, Oct. 12, 2002

Season: 1,220, Davone Bess, 2006

Junior

Game: 308, Jason Rivers vs. Arizona State, Dec. 24, 2006

Season: 1,590, Greg Salas, 2009

Senior

Game: 285, Ashley Lelie vs. Air Force, Nov. 24, 2001

Season: 1,889, Greg Salas, 2010

Two or More Players, Same Team, Each Gaining 1,000 Yards

Season: Ryan Grice-Mullen (1,228) and Davone Bess (1,124), 2005; Davone Bess (1,220) and Jason Rivers (1,178), 2006; Ryan Grice-Mullen (1,372), Davone Bess (1,266) and Jason Rivers (1,174), 2007; Greg Salas (1,889) and Kealoha Pilares (1,306), 2010

Most 100-Yard Receiving Games (one team)

Season: 20, Davone Bess (6), Jason Rivers (5), Ryan Grice-Mullen (4), Ross Dickerson (2), Ian Sample (2), Nate Ilaoa (1), 2006



KEALOHA PILARES



JASON RIVERS



RYAN GRICE-MULLEN

SINGLE-GAME RECEPTIONS

Rk	Player	Rec.	Opp.	Date	Yds	YPC	TD
1.	Kealoha Pilares	18	Louisiana Tech	10/02/10	217	12.1	2
2.	Greg Salas	16	New Mexico State	11/14/09	196	12.3	1
3.	Davone Bess	15	Boise State	11/23/07	181	12.1	2
4.	Jason Rivers	14	Washington	12/01/07	167	11.9	4
	Ryan Grice-Mullen	14	at San José State	10/12/07	175	12.5	1
	Jason Rivers	14	at Louisiana Tech	09/08/07	176	12.6	1
	Jason Rivers	14	Arizona State*	12/24/06	308	22.0	2
	Davone Bess	14	Fresno State	10/29/05	158	11.3	1
	Chad Owens	14	Army	11/22/03	168	12.0	1
10.	Greg Salas	13	Tulsa	12/24/10	214	16.5	2
	Kealoha Pilares	13	at UNLV	09/19/09	146	11.2	0
	Ryan Grice-Mullen	13	New Mexico State	10/27/07	195	15.0	3
	Chad Owens	13	Michigan State	12/04/04	283	21.8	4
	Chad Owens	13	Florida Atlantic	09/04/04	89	6.8	1

SINGLE-GAME YARDS

Rk	Player	Yards	Opp.	Date	Rec	YPC	TD
1.	Jason Rivers	308	Arizona State*	12/24/06	14	22.0	2
2.	Ashley Lelie	285	Air Force	11/24/01	9	31.7	3
3.	Chad Owens	283	Michigan State	12/04/04	13	21.8	4
4.	Ashley Lelie	262	BYU	12/08/01	8	32.8	2
5.	Britton Komine	238	Nevada	10/12/02	8	29.8	2
6.	Dwight Carter	220	Eastern Illinois	09/11/99	6	36.7	1
7.	Kealoha Pilares	217	Louisiana Tech	10/02/10	18	12.1	2
8.	Royce Pollard	216	at Louisiana Tech	10/01/11	10	21.6	3
9.	Greg Salas	214	Tulsa*	12/24/10	13	16.5	2
10.	Ashley Lelie	211	Miami (OH)	11/17/01	6	35.2	3
11.	Dwight Carter	208	Navy	11/20/99	10	20.8	2
12.	Jeremiah Cockheran	207	Alabama	11/30/02	9	23.0	1
13.	Allen Brown	206	Puget Sound	10/20/73	9	22.9	0
14.	Walter Murray	201	Oklahoma	12/03/83	10	20.1	2
15.	Greg Salas	197	Louisiana Tech	10/02/10	10	19.7	2

*Hawai'i Bowl

SINGLE-GAME TOUCHDOWNS

Rk	Player	TD	Opp.	Date	Rec	Yards	YPC
1.	Chris Gant	4	at Wyoming	11/23/13	8	174	21.8
	Jason Rivers	4	Washington	12/01/07	14	167	11.9
	Ryan Grice-Mullen	4	New Mexico State	10/15/05	9	137	15.2
	Chad Owens	4	Michigan State	12/04/04	13	283	21.8
	Chad Owens	4	Northwestern	11/27/04	9	155	17.2

100-Yard Games

Season: 10, Greg Salas, 2010

Career: 19, Davone Bess, 2005-07; Greg Salas, 2007-10

Consecutive 100-Yard Games

Season: 6, Greg Salas, 2010 (began Sept. 25 vs. Charleston Southern, ended Nov. 6 at Boise State)

200-Yard Games

Season: 3, Ashley Lelie, 2001

Career: 3, Ashley Lelie, 1999-2001

Consecutive 200-Yard Games

Season: 3, Ashley Lelie, 2001 (Miami, OH; Air Force; BYU)

Yards Gained In Two Consecutive Games

547, Ashley Lelie, 2001 (285 vs. Air Force; 262 vs. BYU)

Yards Gained In Three Consecutive Games

758, Ashley Lelie, 2001 (211 vs. Miami (OH); 285 vs. Air Force; 262 vs. BYU)

Season Yards (1000 Yards)

Rk	Player	Year	Yds
1.	Greg Salas	1,889	2010
2.	Ashley Lelie	1,713	2001
3.	Greg Salas	1,590	2009
4.	Ryan Grice-Mullen	1,372	2007
5.	Kealoha Pilares	1,306	2010
6.	Justin Colbert	1,302	2002
7.	Chad Owens	1,290	2004
8.	Davone Bess	1,266	2007
9.	Dwight Carter	1,253	1999
10.	Ryan Grice-Mullen	1,228	2005
11.	Davone Bess	1,220	2006
12.	Jason Rivers	1,178	2006
13.	Jason Rivers	1,174	2007
14.	Chad Owens	1,134	2003
15.	Davone Bess	1,124	2005
16.	Ashley Lelie	1,110	2000
17.	Marcus Kemp	1,100	2016
18.	Chris Roscoe	1,043	1989
19.	Royce Pollard	1,011	2011

Career Yards

Rk	Player	Yards	Years
1.	Greg Salas	4,345	2007-10
2.	Jason Rivers	3,919	2003-04, '06-07
3.	Davone Bess	3,610	2005-07
4.	Ryan Grice-Mullen	3,370	2005-07
5.	Ashley Lelie	3,341	1999-2001
6.	Chad Owens	3,031	2001-04
7.	Justin Colbert	2,905	1999-2002
8.	Walter Murray	2,865	1982-85
9.	Marcus Kemp	2,506	2013-16
10.	Kealoha Pilares	2,491	2007-10

100-Yard Games - Season

Rk	Player	Games	Year
1.	Greg Salas	10	2010
2.	Greg Salas	8	2009
3.	Ryan Grice-Mullen	7	2007
	Jason Rivers	7	2007
	Davone Bess	7	2005
	Ashley Lelie	7	2001
7.	Kealoha Pilares	6	2010
	Davone Bess	6	2007
	Davone Bess	6	2006
	Jeremiah Cockheran	6	2003
	Dwight Carter	6	1999

100-Yard Games - Career

Rk	Player	Games	Years
1.	Greg Salas	19	2007-10
	Davone Bess	19	2005-07
3.	Jason Rivers	17	2003-04, '06-07
4.	Ryan Grice-Mullen	16	2005-07
5.	Ashley Lelie	10	1999-2001
	Justin Colbert	10	1999-2002
	Walter Murray	10	1982-85
8.	Marcus Kemp	9	2013-16
	Chad Owens	9	2001-04
10.	Kealoha Pilares	8	2007-10
	Jeremiah Cockheran	8	2002-03

CAREER RECEIVING LEADERS

No	Player	Years	GP	Rec	Yards	YPR	TD	RPG	YPG
1.	Greg Salas	2007-10	49	285	4,345	15.2	26	5.8	88.7
2.	Jason Rivers	2003-04, '06-07	51	292	3,919	13.4	35	5.7	76.8
3.	Davone Bess	2005-07	39	293	3,610	12.3	41	7.5	92.5
4.	Ryan Grice-Mullen	2005-07	35	237	3,370	14.2	36	6.7	96.2
5.	Ashley Lelie	1999-2001	36	194	3,341	17.2	32	5.4	92.8
6.	Chad Owens	2001-04	44	239	3,031	12.7	29	5.4	68.9
7.	Justin Colbert	1999-2002	45	212	2,905	13.7	14	4.7	64.6
8.	Walter Murray	1982-85	45	178	2,865	16.1	20	3.9	63.7
9.	Marcus Kemp	2013-16	51	176	2,570	14.6	13	3.5	50.4
10.	Kealoha Pilares	2007-10	47	209	2,491	11.9	22	4.4	53.0
11.	Britton Komine	2001-04	41	164	2,276	13.9	19	4.0	55.5
12.	Chris Roscoe	1987-89	34	108	2,265	21.0	22	3.2	66.6
13.	Channon Harris	1999-2001	36	161	2,186	13.6	17	4.1	60.7
14.	Royce Pollard	2008-11	42	154	2,140	13.9	15	3.7	51.0
15.	Craig Stutzmann	1998-2001	46	177	2,025	11.4	18	3.8	44.0
16.	Billy Ray Stutzmann	2010-13	44	148	1,845	12.4	9	3.4	41.9
17.	Dwight Carter	1998-99	24	117	1,820	15.6	12	4.9	75.8
18.	Dane McArthur	1987-90	44	127	1,784	14.0	12	2.9	40.5
19.	Jeremiah Cockheran	2002-03	24	110	1,728	15.7	14	4.6	72.0
20.	Nate Ilaoa	2002-03, '05-06	37	151	1,694	11.2	9	4.1	45.8

YEARLY LEADERS

Year	Name	Rec	Yards	Avg/G	TD
1967	Jim Schultz	60	956	95.6	7
1968	McKinley Reynolds	49	711	71.1	7
	Rich Leon	51	653	65.3	6
1969	Dave Patterson	36	435	43.5	3
1970	Henry Sovio	29	339	30.8	0
1971	Henry Sovio	36	527	47.9	2
1972	Golden Richards	23	414	59.1	5
1973	Allen Brown	46	735	81.7	2
1974	Mel deLaura	42	482	43.8	2
1975	Larry Jackson	12	186	16.9	3
	Mike Fletcher	12	177	16.0	0
	Mike Vierra	12	166	15.0	0
1976	Mike Fletcher	23	284	25.8	2
1977	Rick Wagner	19	270	24.5	2
1978	DeWayne Jett	18	382	34.7	5
	Walt Little	24	293	26.6	3
1979	DeWayne Jett	21	271	24.6	5
1980	Ron Pennick	23	282	25.6	2
	Gary Allen	26	257	23.3	1
1981	Gary Allen	21	367	36.7	2
	Merv Lopes	23	313	28.4	2
1982	Walter Murray	31	494	44.9	5
1983	Walter Murray	44	773	70.2	7
1984	Walter Murray	37	625	56.8	1
1985	Walter Murray	66	673	56.0	7
1986	David Dias	33	562	46.8	1
	Ron Hall	42	508	42.3	2
1987	Dane McArthur	24	391	32.5	2
1988	Chris Roscoe	44	859	71.5	9
1989	Chris Roscoe	47	1,043	80.2	9
1990	Jeff Sydnor	47	820	68.3	7
	Dane McArthur	49	696	58.0	8
1991	Jeff Sydnor	34	421	38.2	2
1992	Darrick Branch	25	491	40.9	5
1993	Brian Gordon	27	419	34.9	4
1994	Brannon Kennedy	23	462	38.5	2
	Clint Kuboyama	27	315	26.3	2
1995	Dillan Micus	31	536	44.7	3
	Eddie Klaneski	36	513	42.8	1
1996	Dillan Micus	27	366	33.3	1
1997	Charles Tharp	42	435	36.3	1
1998	Wesley Morris	51	692	57.7	4
1999	Dwight Carter	77	1,253	104.4	9
2000	Ashley Lelie	74	1,110	92.5	11
2001	Ashley Lelie	84	1,713	142.8	19
2002	Justin Colbert	92	1,302	93.0	8
2003	Chad Owens	85	1,134	103.1	9
2004	Chad Owens	102	1,290	99.2	17
2005	Ryan Grice-Mullen	85	1,228	102.3	12
	Davone Bess	89	1,124	93.7	14
2006	Davone Bess	96	1,220	87.1	15
2007	Ryan Grice-Mullen	106	1,372	105.5	13
	Davone Bess	108	1,266	97.4	12
2008	Michael Washington	62	789	56.4	6
	Greg Salas	57	831	59.4	3
2009	Greg Salas	106	1,590	122.3	8
2010	Greg Salas	119	1,889	134.9	14
2011	Billy Ray Stutzmann	78	910	70.0	4
	Royce Pollard	71	1,011	84.2	8
2012	Billy Ray Stutzmann	35	447	44.7	0
2013	Chris Gant	59	973	81.1	9
2014	Quinton Pedroza	59	674	56.2	3
	Marcus Kemp	56	797	61.3	3
2015	Marcus Kemp	36	563	43.3	2
2016	Marcus Kemp	73	1,100	78.6	8

RECEPTIONS

Receptions

Game: 18, Kealoha Pilares vs. Louisiana Tech, Oct. 2, 2010

Season: 119, Greg Salas, 2010 (1,889)

Career: 293, Davone Bess, 2005-07 (3,610 yards)

Receptions Per Game

Season: 8.50, Greg Salas, 2010 (119 in 14)

Career: 7.51, Davone Bess, 2005-07 (293 in 39)

Consecutive Games Catching A Pass

Career: 50, Jason Rivers
(Sept. 13, 2003, through Jan. 1, 2008)

Receptions By A Running Back

Season: 67, Nate Ilaoa, 2006 (837 yards)

Career: 103, Nate Ilaoa, 2006 (1,111 yards)

BY CLASS

Freshman

Game: 14, Davone Bess vs. Fresno State, Oct. 29, 2005

Season: 89, Davone Bess, 2005

Sophomore

Game: 12, Chad Owens at Boise State, Oct. 5, 2002

Season: 96, Davone Bess, 2006

Junior

Game: 16, Greg Salas vs. New Mexico State, Nov. 14, 2009

Season: 108, Davone Bess, 2007

Senior

Game: 18, Kealoha Pilares vs. Louisiana Tech, Oct. 2, 2010

Season: 119, Greg Salas, 2010

Two or More Players, Same Team, Each Catching 60 Passes Or More

Season: Davone Bess (96), Jason Rivers (72) and Nate Ilaoa (67), 2006; Davone Bess (108), Ryan Grice-Mullen (106), Jason Rivers (92), and C.J. Hawthorne (62), 2007; Greg Salas (106) and Kealoha Pilares (66), 2009; Greg Salas (119), Kealoha Pilares (88), Royce Pollard (64), 2010; Billy Ray Stutzmann (78), Royce Pollard (71), Jeremiah Ostrowski (65), 2011

Season Receptions

Rk	Player	Rec	Year
1.	Greg Salas	119	2010
2.	Davone Bess	108	2007
3.	Greg Salas	106	2009
4.	Ryan Grice-Mullen	106	2007
5.	Chad Owens	102	2004
6.	Davone Bess	96	2006
7.	Jason Rivers	92	2007
8.	Justin Colbert	92	2002
9.	Davone Bess	89	2005
10.	Kealoha Pilares	88	2010

Career Receptions

Rk	Player	Rec	Years
1.	Davone Bess	293	2005-07
2.	Jason Rivers	292	2003-04, '06-07
3.	Greg Salas	285	2007-10
4.	Chad Owens	239	2001-04
5.	Ryan Grice-Mullen	237	2005-07
6.	Justin Colbert	212	1999-2002
7.	Kealoha Pilares	209	2007-10
8.	Ashley Lelie	194	1999-2001
9.	Walter Murray	178	1982-85
10.	Craig Stutzmann	177	1998-2001

TOUCHDOWNS

Touchdowns

Game: 4, Chad Owens vs. Northwestern, Nov. 27, 2004 and vs. Michigan State, Dec. 4, 2004; Ryan Grice-Mullen vs. New Mexico State, Oct. 15, 2005; Jason Rivers vs. Washington, Dec. 1, 2007; Chris Gant at Wyoming, Nov. 23, 2013

Season: 19, Ashley Lelie, 2001 (84 rec)

Career: 41, Davone Bess, 2005-07 (293 rec)

Most Touchdowns by a Freshman

Game: 4, Ryan Grice-Mullen vs. New Mexico State, Oct. 15, 2005

Season: 14, Davone Bess, 2005 (89 rec)

Longest Touchdown Reception

95, Colin Chock from Don Botelho vs. Willamette, Oct. 11, 1957

Longest Non-Scoring Reception

87, Ross Dickerson from Colt Brennan at Nevada, Nov. 5, 2005

Consecutive Games With A Receiving TD


8, Chris Roscoe, 1988
(b. Oct. 8 vs. UT Martin, e. conclusion of year)

Season Touchdowns

Rk	Player	TDs	Year
1.	Ashley Lelie	19	2001
2.	Chad Owens	17	2004
3.	Kealoha Pilares	15	2010
	Davone Bess	15	2006
5.	Greg Salas	14	2010
	Davone Bess	14	2005
7.	Jason Rivers	13	2007
	Ryan Grice-Mullen	13	2007
9.	Davone Bess	12	2007
	Ryan Grice Mullen	12	2005

Career Touchdowns

Rk	Player	TDs	Years
1.	Davone Bess	41	2005-07
2.	Ryan Grice-Mullen	36	2005-07
3.	Jason Rivers	35	2003-04, '06-07
4.	Ashley Lelie	32	1999-2001
5.	Chad Owens	29	2001-04
6.	Greg Salas	26	2007-10
7.	Kealoha Pilares	22	2007-10
8.	Chris Roscoe	22	1987-89
9.	Walter Murray	20	1982-85
10.	Britton Komine	19	2000-04




CHRIS ROSCOE



GREG SALAS



DAVONE BESS



WALTER MURRAY

TOTAL OFFENSE

PLAYS

Plays

Game: 90, Colt Brennan at San José State, Oct. 12, 2007 (544 yards, 5 TDs)

Season: 663, Timmy Chang, 2002 (4,457 yards)

Career: 2,587, Timmy Chang, 2000-04 (16,910 yds)

YARDS

Yards Gained

Game: 581, Bryant Moniz vs. Louisiana Tech, Oct. 2, 2010 (49 rush, 532 pass)

Season: 5,915, Colt Brennan, 2006 (366 rush, 5,549 pass)

2 Years: 10,370, Colt Brennan, 2005-06 (520 rush, 9,850 pass)

Career: 16,910, Timmy Chang, 2000-04 (-162 rush, 17,072 pass)

Yards Gained Per Game

Season: 422.5, Colt Brennan, 2006 (5,915 in 14)

Career: 387.9, Colt Brennan, 2005-07 (14,740 in 38)

Average Gain Per Play

Game: 14.3, Bryant Moniz vs. Charleston Southern, Sept. 25, 2010 (29 for 415)

Season: 9.2, Colt Brennan, 2006 (645 for 5,915)

Career (min. 3,000 yards): 7.66, Colt Brennan, 2005-07 (1,851 for 14,193)

Most Games Gaining 300+ Yards

Season: 14, Colt Brennan, 2006

Career: 32, Colt Brennan, 2005-07

Consecutive Games Gaining 300+ Yards

Season: 14, Colt Brennan, 2006

Career: 25, Colt Brennan, 2005-07

Consecutive Games Gaining 400+ Yards

Season: 6, Colt Brennan, 2006

Career: 8, Colt Brennan, 2005-07

Season Total Yards

Rk	Player	Yards	Year
1.	Colt Brennan	5,915	2006
2.	Bryant Moniz	5,142	2010
3.	Timmy Chang	4,457	2002
4.	Colt Brennan	4,455	2005
5.	Colt Brennan	4,370	2007
6.	Timmy Chang	4,273	2004
7.	Timmy Chang	4,139	2003
8.	Dan Robinson	3,762	1999
9.	Nick Rolovich	3,365	2001
10.	Bryant Moniz	3,026	2011

Career Total Yards

Rk	Player	Yards	Years
1.	Timmy Chang	16,910	2000-04
2.	Colt Brennan	14,740	2005-07
3.	Bryant Moniz	10,681	2009-11
4.	Garrett Gabriel	6,181	1987-90
5.	Michael Carter	6,032	1990-93
6.	Raphel Cherry	5,944	1981-84
7.	Dan Robinson	5,920	1997-99
8.	Warren Jones	4,764	1985-88
9.	Sean Schroeder	4,618	2012-13
10.	Gregg Tipton	4,775	1985-86

Season Total Yards/Game

Rk	Player	Avg.	Year
1.	Colt Brennan	422.5	2006
2.	Colt Brennan	371.2	2005
3.	Bryant Moniz	367.3	2010
4.	Colt Brennan	364.2	2007
5.	Nick Rolovich	336.5	2001
6.	Timmy Chang	328.7	2004
7.	Timmy Chang	318.4	2003
8.	Timmy Chang	318.4	2002
9.	Dan Robinson	313.5	1999
10.	Bryant Moniz	302.6	2011

Career Total Yards/Game

Rk	Player	Avg.	Years
1.	Colt Brennan	387.8	2005-07
2.	Timmy Chang	319.1	2000-04
3.	Bryant Moniz	314.1	2009-11
4.	Nick Rolovich	300.1	2000-01
5.	Greg Alexander	274.6	2008-09
6.	Dan Robinson	236.8	1997-99
7.	Sean Schroeder	200.8	2012-13
8.	Gregg Tipton	192.3	1985-86
9.	Garrett Gabriel	181.8	1987-90
10.	Warren Jones	164.3	1985-88



NICK ROLOVICH

SINGLE-GAME TOTAL YARDS

Rk	Player	Yards	Opp.	Date	Pass	Rush	TDRF
1.	Bryant Moniz	581	Louisiana Tech	10/02/10	532	49	4
2.	Colt Brennan	574	Arizona State*	12/24/06	559	15	5
3.	Colt Brennan	561	New Mexico State	10/15/05	515	46	7
4.	Nick Rolovich	558	BYU	12/08/01	543	515	8
5.	Bryant Moniz	546	San José State	11/20/10	560	-14	3
6.	Colt Brennan	544	at San José State	10/12/07	545	-1	5
7.	Colt Brennan	540	at Louisiana Tech	09/08/07	548	-8	5
8.	Timmy Chang	527	at Louisiana Tech	10/18/03	534	-7	5
9.	Dan Robinson	525	Navy	11/20/99	530	-5	6
10.	Nick Rolovich	515	Miami (OH)	11/17/01	500	15	7
11.	Colt Brennan	513	Boise State	11/23/07	495	18	6
12.	Nick Rolovich	500	Air Force	11/23/01	505	-5	5
13.	Sean Schroeder	484	at Wyoming	11/23/13	499	-15	6
14.	Garrett Gabriel	478	BYU	10/28/89	440	38	4
15.	Bryant Moniz	474	UC Davis	09/24/11	424	50	7

*Hawai'i Bowl

SINGLE-GAME TOUCHDOWNS RESPONSIBLE FOR

Rk	Player	TD	Opp.	Date	Pass	Rush	Yards
1.	Nick Rolovich	8	Brigham Young	12/8/01	8	0	543
2.	Bryant Moniz	7	UC Davis	09/24/11	7	0	474
	Bryant Moniz	7	Charleston Southern	09/25/10	6	1	415
	Colt Brennan	7	New Mexico State	10/15/05	7	0	561
	Nick Rolovich	7	Miami (OH)	11/17/01	7	0	505

TDS RESPONSIBLE FOR

Touchdowns Responsible For

Game: 8, Nick Rolovich vs. Brigham Young, Dec. 8, 2001 (8 pass)

Season: 63, Colt Brennan, 2006 (58 pass, 5 rush)

2 Years: 109, Colt Brennan, 2006-07 (96 pass, 13 rush)

Career: 146, Colt Brennan, 2005-07 (131 pass, 15 rush)

Points Responsible For

Game: 48, Nick Rolovich vs. Brigham Young, Dec. 8, 2001 (8 pass)

Season: 384, Colt Brennan, 2006 (58 pass, 5 rush, 3 two-point conv.)

2 Years: 660, Colt Brennan, 2006-07 (96 pass, 13 rush, 3 two-point conv.)

Career: 886, Colt Brennan, 2005-07 (131 pass, 15 rush, 5 two-point conv.)

Points Responsible For Per Game

Season: 27.4, Colt Brennan, 2006 (58 pass, 5 rush, 3 two-point conv.)

2 Years: 25.3, Colt Brennan, 2006-07 (96 pass, 13 rush, 3 two-point conv.)

Career: 23.3, Colt Brennan, 2005-07 (131 pass, 15 rush, 5 two-point conv.)

Season TDs Responsible For

Rk	Player	TDs	Year
1.	Colt Brennan	63	2006
2.	Colt Brennan	46	2007
3.	Bryant Moniz	43	2010
4.	Timmy Chang	40	2004
5.	Colt Brennan	37	2005
6.	Nick Rolovich	34	2001
7.	Dan Robinson	32	1999
8.	Sean Schroeder	30	2013
	Bryant Moniz	30	2011
	Timmy Chang	30	2003

Career TDs Responsible For

Rk	Player	TDs	Years
1.	Colt Brennan	146	2005-07
2.	Timmy Chang	123	2000-04
3.	Bryant Moniz	88	2009-11
4.	Michael Carter	58	1990-93
5.	Garrett Gabriel	57	1987-90
6.	Dan Robinson	45	1997-99
7.	Raphel Cherry	43	1981-84
8.	Sean Schroeder	42	2012-13
9.	Nick Rolovich	40	1985-88
10.	Larry Arnold	34	1967-69

TOTAL OFFENSE YEARLY LEADERS

Year	Name	Plays	Rush	Pass	Yards	TD
1967	Dick Hough	279	205	1,419	1,624	9
1968	Larry Arnold	326	-31	1,821	1,790	21
1969	Larry Arnold	242	-102	1,378	1,276	11
1970	Howard Gay	175	-28	851	823	7
1971	Larry Sherrer	204	1,129	0	1,129	16
1972	Albert Holmes	199	1,146	0	1,146	12
1973	Casey Ortezt	228	-115	1,385	1,270	10
1974	Alex Kaloi	344	231	1,214	1,445	6
1975	Alex Kaloi	260	334	793	1,127	4
1976	Wilbert Haslip	140	730	18	748	2
1977	Jeff Duva	268	79	1,478	1,557	11
1978	Jeff Duva	289	93	1,463	1,556	16
1979	Gary Allen	164	1,040	31	1,071	8
1980	Mike Stennis	217	201	869	1,070	8
1981	Gary Allen	197	1,006	5	1,011	9
1982	Bernard Quarles	295	345	1,350	1,695	12
1983	Raphel Cherry	446	266	2,478	2,744	26
1984	Raphel Cherry	463	424	2,055	2,479	3
1985	Gregg Tipton	380	-62	2,130	2,068	3
1986	Gregg Tipton	452	-97	2,645	2,548	1
1987	Warren Jones	255	193	1,326	1,519	6
1988	Warren Jones	460	669	2,268	2,937	8
1989	Garrett Gabriel	352	246	2,145	2,391	22
1990	Garrett Gabriel	412	120	2,752	2,872	28
1991	Michael Carter	426	1,092	1,172	2,264	20
1992	Travis Sims	220	1,498	0	1,498	9
1993	Michael Carter	333	648	1,489	2,137	26
1994	John Hao	210	112	1,181	1,293	8
1995	Johnny Macon	259	378	985	1,363	12
1996	Glenn Freitas	349	352	1,157	1,509	11
1997	Josh Skinner	253	-31	1,416	1,385	5
1998	Dan Robinson	438	-27	2,155	2,128	13
1999	Dan Robinson	616	-91	3,853	3,762	32
2000	Timmy Chang	492	-49	3,041	2,992	21
2001	Nick Rolovich	454	4	3,361	3,365	34
2002	Timmy Chang	663	-17	4,474	4,457	26
2003	Timmy Chang	644	-60	4,199	4,139	30
2004	Timmy Chang	639	0	4,258	4,258	40
2005	Colt Brennan	614	154	4,301	4,455	37
2006	Colt Brennan	645	366	5,549	5,915	63
2007	Colt Brennan	592	25	4,343	4,368	46
2008	Greg Alexander	335	139	1,895	2,034	17
2009	Bryant Moniz	377	117	2,396	2,513	15
2010	Bryant Moniz	636	102	5,040	5,142	43
2011	Bryant Moniz	478	293	2,733	3,026	30
2012	Sean Schroeder	398	-169	1,878	1,709	12
2013	Sean Schroeder	429	-60	2,969	2,909	30
2014	Ikaika Woolsey	526	203	2,538	2,741	14
2015	Max Wittek	309	-89	1,542	1,453	8
2016	Dru Brown	423	306	2,488	2,794	23

CAREER TOTAL OFFENSE LEADERS

No	Player	Years	GP	Plays	Rush	Pass	Net	TD	YPP	YPG
1.	Timmy Chang	2000-04	53	2,587	-162	17,072	16,910	123	6.5	319.1
2.	Colt Brennan	2005-07	38	1,851	547	14,193	14,740	146	7.9	387.8
3.	Bryant Moniz	2009-11	34	1,491	512	10,169	10,681	88	7.2	314.1
4.	Garrett Gabriel	1987-90	34	902	550	5,631	6,181	57	6.9	181.8
5.	Michael Carter	1990-93	45	1,095	2,528	3,504	6,032	58	5.5	160.4
6.	Raphel Cherry	1981-84	37	1,073	898	5,046	5,944	43	5.5	160.4
7.	Dan Robinson	1997-99	25	1,059	-118	6,038	5,920	45	5.6	236.8
8.	Warren Jones	1985-88	28	753	879	3,885	4,764	33	6.3	164.3
9.	Sean Schroeder	2012-13	23	827	-220	4,838	4,618	42	5.6	200.8
10.	Gregg Tipton	1985-86	24	832	-159	4,775	4,616	27	5.5	192.3
11.	Ikaika Woolsey	2013-16	50	663	382	4,233	4,615	28	7.1	106.7
12.	Nick Rolovich	2000-01	14	598	25	4,176	4,201	40	7.0	300.1
13.	Greg Alexander	2008-09	13	522	242	3,328	3,570	26	6.8	274.6
14.	Gary Allen	1978-81	43	657	3,451	36	3,487	24	5.3	81.1
15.	Jeff Duva	1977-78	22	557	163	2,950	3,113	29	5.6	141.5
16.	Larry Arnold	1967-69	25	593	-228	3,329	3,101	34	5.2	124.0
17.	Glenn Freitas	1993-96	40	645	1,055	1,777	2,832	31	4.4	70.8
18.	Dru Brown	2016-	13	423	306	2,488	2,794	23	6.6	214.9
19.	Alex Kaloi	1973-76	26	647	552	2,150	2,702	17	4.2	103.9
20.	Bernard Quarles	1981-82	21	415	666	1,952	2,618	18	6.3	124.7



ALL-PURPOSE

SINGLE-GAME ALL-PURPOSE YARDS

Rk	Player	Yards	Opp.	Date	Rush	Rec	KR	PR
1.	Chad Owens	342	BYU	12/08/01	0	0	249	93
2.	Alex Green	327	at New Mexico State	11/20/10	327	10	0	0
3.	Jason Rivers	308	Arizona State*	12/24/06	308	0	0	0
4.	Chad Owens	301	Michigan State	12/04/04	0	283	0	18
5.	Jeff Sydner	299	at San Diego State	11/09/90	53	124	114	8
6.	Ashley Lelie	285	Air Force	11/23/01	285	0	0	0
7.	Ross Dickerson	283	at New Mexico State	10/21/06	0	125	158	0
	Jeff Sydner	283	BYU	12/01/90	34	143	12	111
9.	Chad Owens	276	Northwestern	11/27/04	0	155	17	104
10.	Jeff Sydner	272	Maine	10/06/90	62	87	12	111

*Hawai'i Bowl

Attempts

Season: 245, Charles Tharp, 1997 (1,423 yards)

Career: 731, Gary Allen, 1978-81 (4,558 yards)

Yards

Game: 342, Chad Owens vs. Brigham Young, Dec. 8, 2001 (93 pr, 249 kor)

Season: 1,958, Jeff Sydner, 1990 (390 rush, 820 rec, 483 pr, 265 kor)

Career: 5,461, Chad Owens, 2000-04 (62 rush, 1,031 rec, 1,014 pr, 1,354 kor)

Yards Per Game

Season: 163.16, Jeff Sydner, 1990 (1958 in 12)

Career (min. 20 Games): 124.1, Chad Owens, 2000-04 (5,461 in 44)

50-Yard Rushes (All-Purpose)

Career: 10, Gary Allen, 1978-81

Season All-Purpose Yards

Rk	Player	Total Yards	Year
1.	Jeff Sydner	1,958	1990
2.	Greg Salas	1,887	2010
3.	Chad Owens	1,866	2004
4.	Nate Ilaoa	1,827	2006
5.	Ashley Lelie	1,713	2001
6.	Greg Salas	1,647	2009
7.	Alex Green	1,562	2010
8.	Travis Sims	1,502	1992
9.	Gary Allen	1,449	1981
10.	Davone Bess	1,441	2007

Season All-Purpose Yards/Game


Rk	Player	Avg.	Year
1.	Jeff Sydner	163.2	1990
2.	Gary Allen	144.9	1981
3.	Chad Owens	143.5	2004
4.	Ashley Lelie	142.8	2001
5.	Bobby Ahu	142.1	1969
6.	Nate Ilaoa	140.5	2006
7.	Greg Salas	134.8	2010
8.	Greg Salas	126.7	2009
9.	Emory Holmes	123.2	1968
10.	Charles Tharp	118.5	1997

YEARLY LEADERS

Year	Player	Rush	Rec	PR	KOR	Yards
1967	Jim Schultz	0	956	0	0	956
1968	Emory Holmes	714	52	0	466	1,232
1969	Bobby Ahu	531	87	262	541	1,421
1970	Larry Sherrer	742	104	0	191	1,017
1971	Larry Sherrer	1,129	97	24	37	1,287
1972	Albert Holmes	1,146	27	0	0	1,173
1973	Allen Brown	78	735	0	0	813
1974	Arnold Morgado	436	143	0	208	787
1975	Norris Birdsong	731	76	0	85	892
1976	Wilbert Haslip	730	21	0	0	751
1977	Gerald Green	548	266	123	0	977
1978	Gary Allen	521	51	10	126	698
1979	Gary Allen	1,040	220	0	0	1,260
1980	Gary Allen	884	257	0	0	1,141
1981	Gary Allen	1,006	367	76	0	1,449
1982	Anthony Edgar	900	120	0	0	1,020
1983	Walter Murray	8	773	0	17	798
1984	Walter Murray	61	625	0	0	686
1985	Nuu Faaola	1,064	179	0	0	1,243
1986	Danny Crowell	724	336	0	0	1,060
1987	Heikoti Fakava	792	186	0	0	978
1988	Larry Khan-Smith	39	119	0	852	1,010
1989	Jamal Farmer	986	152	0	0	1,138
1990	Jeff Sydner	390	820	483	265	1,958
1991	Jeff Sydner	296	421	144	495	1,356
1992	Travis Sims	1,498	4	0	0	1,502
1993	Brian Gordon	543	419	0	169	1,131
1994	Matt Harding	24	166	69	633	892
1995	Matt Harding	1	89	11	673	774
1996	Carlos Shaw	394	134	0	129	657
1997	Charles Tharp	796	435	0	192	1,423
1998	Wesley Morris	0	692	0	476	1,168
1999	Dwight Carter	0	1,253	0	0	1,253
2000	Ashley Lelie	0	1,023	0	0	1,023
2001	Ashley Lelie	0	1,713	0	0	1,713
2002	Justin Colbert	0	1,302	7	0	1,309
2003	Chad Owens	6	1,134	136	25	1,301
2004	Chad Owens	0	1,290	531	45	1,866
2005	Ryan Grice-Mullen	18	1,228	0	0	1,246
2006	Nate Ilaoa	990	837	0	0	1,827
2007	Davone Bess	0	1,266	175	0	1,441
2008	Malcolm Lane	0	613	0	635	1,248
2009	Greg Salas	0	1,590	57	0	1,647
2010	Greg Salas	0	1,889	-2	0	1,887
2011	Mike Edwards	0	0	19	1,086	1,105
2012	Mike Edwards	18	0	0	1,215	1,233
2013	Chris Gant	14	973	0	401	1,388
2014	Marcus Kemp	13	797	0	0	797
2015	Paul Harris	1,132	151	0	138	1,421
2016	Paul Harris	568	17	0	835	1,420

CAREER ALL-PURPOSE YARDS LEADERS

No	Player	Years	GP	Rush	Rec	PR	KOR	IR	Net	YPG
1.	Chad Owens	2001-04	44	62	3,031	1,014	1,354	0	5,461	124.1
2.	Gary Allen	1978-81	43	3,451	895	86	126	0	4,558	106.0
3.	Greg Salas	2007-10	49	0	4,345	55	0	0	4,400	89.8
4.	Jeff Sydner	1989-91	35	864	1,317	895	1,061	0	4,137	118.2
5.	Jason Rivers	2003-04, '06-'07	51	0	3,919	0	0	0	3,919	76.8
6.	Davone Bess	2005-07	39	6	3,610	261	0	0	3,877	99.4
7.	Nate Ilaoa	2002-03, '05-'06	37	1,689	1,694	0	0	0	3,383	91.4
8.	Kealoha Pilares	2007-10	47	701	2,491	31	156	0	3,379	71.9
9.	Ryan Grice-Mullen	2005-07	35	0	3,370	0	0	0	3,370	96.2
10.	Ashley Lelie	1998-2001	36	0	3,341	0	0	0	3,341	92.8
11.	Walter Murray	1982-85	45	102	2,865	0	172	0	3,139	69.7
12.	Ross Dickerson	2003-06	49	38	1,674	0	1,421	0	3,133	63.9
13.	Darrick Branch	1989-92	47	-14	1,614	390	1,105	0	3,095	65.8
14.	Justin Colbert	1999-2002	45	-1	2,905	7	88	0	2,999	66.6
15.	Matt Harding	1992-95	48	147	712	136	1,911	0	2,906	60.5
16.	Paul Harris	2015-16	26	1,700	168	0	973	0	2,841	109.3
17.	Dane McArthur	1987-90	44	962	1,784	0	84	0	2,830	64.3
18.	David Toloumu	1978-81	43	1,510	262	57	994	0	2,823	65.7
19.	Larry Sherrer	1969-71	26	2,174	305	24	268	0	2,771	106.6
20.	Joey Iosefa	2011-14	32	2,218	438	0	0	0	2,656	83.0



JEFF SYDNER

PUNTING

Attempts

Game: 21, Rusty Holt vs. Occidental, Nov. 24, 1927

Season: 86, Scott Harding, 2014 (3,554 yards)

Career: 263, Chad Shrout, 1995, '97-99

Yards

Game: 815, John Morse vs. Colorado, Jan. 1, 1925 (16 punts)

Season: 3,554, Scott Harding, 2014 (86 punts)

Career: 10,849, Chad Shrout, 1995, '97-99

Average Per Attempt

Game (min. 5): 53.8, Mat McBriar vs. Tulane, Dec. 25, 2002 (5 for 269)

Season (min. 30): 46.2, Alex Dunnachie, 2012 (49 for 2,262)

Career (min. 75): 44.8, Rigoberto Sanchez, 2015-16 (144 for 6,457)

Lowest Average Allowed On Returns

Season (min. 30): 1.6, Scott Harding, 2014 (29 yards, 18 returns)

Career (min. 75): 2.6, Jim Asmus, 1979-80 (75 yards, 29 returns)

Longest Punt

80, John Morse vs. Colorado State, Jan. 1, 1925

Season Average Yards Per Punt

Rk	Player	Avg.	Year
1.	Alex Dunnachie	46.2	2012
2.	Chad Shrout	46.1	1997
3.	Rigoberto Sanchez	45.1	2015
4.	Mat McBriar	44.8	2002
5.	Rigoberto Sanchez	44.6	2016
6.	Jason Elam	44.5	1992
7.	Mat McBriar	43.4	2001
8.	Alex Dunnachie	43.0	2010
	Stephen Wilson	43.0	1993
10.	Kyle Ah Loo	42.7	1989

Season Attempts

Rk	Player	Att.	Year
1.	Scott Harding	86	2014
2.	Chad Shrout	82	1998
3.	Eric Hannum	77	1996
4.	Paul Dombroski	76	1976
5.	Rigoberto Sanchez	74	2015
6.	John Masters	72	1974
7.	Rigoberto Sanchez	70	2016
8.	Tim Grasso	68	2008
	Chad Shrout	68	1997
10.	Frank Natividad	65	1981

Career Attempts

Rk	Player	Att.	Year
1.	Chad Shrout	263	1995, '97-99
2.	Kyle Ah Loo	206	1986-89
3.	Alex Dunnachie	199	2009-12
4.	Kurt Milne	175	2003-06
5.	Scott Harding	157	2011-14
6.	Rigoberto Sanchez	144	2015-16
7.	Mat McBriar	131	2000-02
8.	Greg Cummins	124	1977-78
9.	Frank Natividad	123	1981-82
10.	Jim Asmus	119	1979-80

YEARLY LEADERS

Year	Player	NO	YDS	AVG	LG
1967	Dick Hough	47	1,594	33.9	57
1968	Rich Leon	64	2,351	36.7	61
1969	John Reardon	52	1,759	33.8	48
1970	Bob Leahy	57	2,124	37.3	61
1971	Eddie Davis	28	958	34.2	47
1972	John Masters	62	2,310	37.3	52
1973	Bob Lueke	63	2,451	38.9	66
1974	John Masters	72	2,786	38.7	71
1975	Jim Lyons	57	2,129	37.4	61
1976	Paul Dombroski	76	2,967	39.0	53
1977	Greg Cummins	63	2,623	41.6	73
1978	Greg Cummins	61	2,419	39.7	58
1979	Jim Asmus	58	2,303	39.7	56
1980	Jim Asmus	61	2,373	38.9	54
1981	Frank Natividad	65	2,491	38.3	57
1982	Frank Natividad	58	2,277	39.3	57
1983	Tom McCarthy	61	2,494	40.9	74
1984	Tom McCarthy	55	2,216	40.3	57
1985	Ben Ma'afala	60	2,298	38.3	62
1986	Kyle Ah Loo	61	2,301	37.7	56
1987	Kyle Ah Loo	61	2,304	37.8	64
1988	Kyle Ah Loo	48	1,954	40.7	54
1989	Kyle Ah Loo	36	1,537	42.7	61
1990	Winston Haynes	44	1,570	35.7	54
1991	Winston Haynes	42	1,647	39.2	53
1992	Jason Elam	49	2,179	44.5	78
1993	Stephen Wilson	46	1,976	43.0	68
1994	Stephen Wilson	63	2,476	39.3	54
1995	Chad Shrout	51	1,968	38.6	78
1996	Eric Hannum	77	3,073	39.9	70
1997	Chad Shrout	68	3,133	46.1	71
1998	Chad Shrout	82	3,173	41.2	62
1999	Chad Shrout	62	2,575	41.5	60
2000	Mat McBriar	43	1,647	38.3	65
2001	Mat McBriar	40	1,736	43.4	69
2002	Mat McBriar	48	2,148	44.8	73
2003	Kurt Milne	63	2,501	39.7	55
2004	Kurt Milne	54	2,154	39.9	55
2005	Kurt Milne	41	1,479	36.1	52
2006	Kurt Milne	17	646	38.0	52
2007	Tim Grasso	35	1,390	39.7	51
2008	Tim Grasso	68	2,750	40.4	56
2009	Alex Dunnachie	42	1,647	39.2	66
2010	Alex Dunnachie	52	2,234	43.0	61
2011	Alex Dunnachie	56	2,221	39.7	62
2012	Alex Dunnachie	49	2,262	46.2	73
2013	Scott Harding	56	2,251	40.2	62
2014	Scott Harding	86	3,554	41.3	66
2015	Rigoberto Sanchez	74	3,335	45.1	73
2016	Rigoberto Sanchez	70	3,122	44.6	57



RIGOBERTO SANCHEZ

CAREER PUNTING LEADERS (AVG./ATTEMPT)

No	Player	Years	No	Yds	Avg	Lg
1.	Rigoberto Sanchez	2015-16	144	6,457	44.84	73
2.	Jason Elam	1988-92	84	3,655	43.51	78
3.	Mat McBriar	2000-02	131	5,531	42.22	73
4.	Alex Dunnachie	2009-12	199	8,364	42.03	73
5.	John Morse	1922-25	101	4,234	41.92	80
6.	Chad Shrout	1995, '97-99	263	10,849	41.25	78
7.	Stephen Wilson	1993-94	109	4,462	40.80	68
8.	Greg Cummins	1977-78	124	5,042	40.66	73
9.	Tom McCarthy	1983-84	116	4,710	40.60	74
10.	Scott Harding	2011-14	157	6,326	40.29	66
11.	Winston Haynes	1990-91	80	3,217	40.21	54
12.	Tim Grasso	2007-08	103	4,140	40.19	56
13.	Eric Hannum	1996-2000	77	3,073	39.91	70
14.	Jim Asmus	1979-80	119	4,676	39.29	56
15.	Kyle Ah Loo	1986-89	206	8,091	39.27	64
16.	Paul Dombroski	1976	76	2,967	39.04	53
17.	Bob Lueke	1972-73	63	2,451	38.90	66
18.	Frank Natividad	1981-82	123	4,768	38.76	57
19.	Kurt Milne	2003-06	175	6,780	38.74	55
20.	Ben Ma'afala	1985	60	2,298	38.30	62

SCORING

POINTS

Game: 30, Heikoti Fakava vs. Yale, Oct. 3, 1987 (5 TDs); Chad Owens vs. Northwestern, Nov. 27, 2004 (5 TDs)

Season: 132, Chad Owens, 2004 (22 TDs)

Career: 395, Jason Elam, 1988-92 (79 FG, 158 PAT)

Points Per Game

Season: 10.5, Jamal Farmer, 1989 (116 in 11)

Career: 10.4, Jeff Sydner, 1989-91 (303 in 29)

Season Points

Rk	Player	Pts	Year
1.	Chad Owens	132	2004
2.	Scott Enos (K)	122	2010
3.	Jamal Farmer	116	1989
4.	Alex Green	114	2010
5.	Ashley Lelie	114	2001
6.	Justin Ayat (K)	111	2001
7.	Nate Ilaoa	108	2006
8.	Dan Kelly (K)	106	2007
	Jason Elam (K)	106	1989
10.	Hekoti Fakava	102	1987

TOUCHDOWNS

Game: 5, Heikoti Fakava vs. Yale, Oct. 3, 1987; Chad Owens vs. Northwestern, Nov. 27, 2004

Season: 22, Chad Owens, 2004

Career: 41, Davone Bess, 2005-07

Season Touchdowns

Rk	Player	TDs	Year
1.	Chad Owens	22	2004
2.	Alex Green	19	2010
	Ashley Lelie	19	2001
	Jamal Farmer	19	1989
5.	Nate Ilaoa	18	2006
6.	Hekoti Fakava	17	1987
	Michael Carter	16	1991
	Larry Sherrer	16	1987
9.	Kealoha Pilares	15	2010
	Davone Bess	15	2006

Career Touchdowns

Rk	Player	TDs	Years
1.	Davone Bess	41	2005-07
2.	Chad Owens	38	2001-04
	Michael Carter	38	1990-93
4.	Ryan Grice-Mullen	36	2005-07
5.	Jason Rivers	35	2003-04, '06-07
6.	Hekoti Fakava	34	1985-88
7.	Jamal Farmer	33	1988-91
	Ashley Lelie	32	1999-2001
9.	Kealoha Pilares	30	2007-10
	Larry Sherrer	30	1969-71

SINGLE-GAME POINTS

Rk	Player	Pts	Opp.	Date	TD	FG	XP/2P
1.	Chad Owens	30	Northwestern	11/27/04	5	0	0
	Heikoti Fakava	30	Yale	10/03/87	5	0	0
3.	Chris Gant	26	at Wyoming	11/23/13	4	0	1

SINGLE-GAME TOUCHDOWNS

Rk	Player	TD	Opp.	Date	Rush	Rec	Ret
1.	Chad Owens	5	Northwestern	11/27/04	0	4	1
	Heikoti Fakava	5	Yale	10/03/87	5	0	0
3.	Chris Gant	4	at Wyoming	11/23/13	0	4	0
	Alex Green	4	at Utah St	10/23/10	4	0	0
	Jason Rivers	4	Washington	12/01/07	0	4	0
	Ryan Grice-Mullen	4	New Mexico State	10/15/05	0	4	0
	Chad Owens	4	Michigan State	12/04/04	0	4	0
	Glenn Freitas (QB)	4	at UNLV	09/30/95	4	0	0
	Glenn Freitas (QB)	4	UTEP	09/23/95	4	0	0
	Ivin Jasper (QB)	4	UTEP	09/25/93	4	0	0
	Larry Sherrer	4	New Mexico	11/27/71	4	0	0
	Bill Massey	4	Cal State Los Angeles	11/01/69	4	0	0
	Pete Wilson	4	BYU	11/17/50	4	0	0

SINGLE-GAME FIELD GOALS

Rk	Player	FGs	Opp.	Date	Att	Long	Avg.
1.	Lee Larsen	5	New Mexico	10/17/81	6	40	36.8
	Reinhold Stuprich	5	BYU	09/14/74	7	44	31.0
3.	Tyler Hadden	4	at Colorado	09/20/14	4	41	31.3
	Dan Kelly	4	at Fresno State	10/04/08	5	41	35.0
	Justin Ayat	4	UTEP	10/25/03	4	33	27.5
	Eric Hannum	4	UNLV	12/02/00	4	40	34.3
	Jason Elam	4	at Wyoming	08/31/91	5	55	33.8
	Jason Elam	4	UTEP	11/04/89	4	53	34.0
	Jason Elam	4	at San Diego State	10/15/88	4	48	36.5
	Rodrigo Valverde	4	Utah	10/17/87	4	41	36.3
	Reinhold Stuprich	4	Santa Clara	11/10/73	4	50	37.8

KICKING

Points Kicking

Game: 15, Reinhold Stuprich vs. Brigham Young, Sept. 14, 1974 (5 FG); Lee Larsen vs. New Mexico, Oct. 17, 1981 (5 FG)

Season: 122, Scott Enos, 2010 (17 FG, 71 PAT)

Career: 395, Jason Elam, 1988-92 (79 FG, 158 PAT)

Points Kicking Per Game

Season: 9.25, Justin Ayat, 2001 (111 in 12)

Career (min. 20 games): 7.76, Jason Elam, 1988-91 (303 in 39)

PATs Attempted

Game: 10, Justin Ayat vs. Brigham Young, Dec. 8, 2001 (made 9)

Season: 74, Dan Kelly, 2007 (made 70)

Career: 212, Dan Kelly, 2005-08 (made 200)

PATs

Game: 9, Justin Ayat vs. Brigham Young, Dec. 8, 2001 (att. 10); 9, Dan Kelly vs. Charleston Southern, Sept. 22, 2007 (att. 9); 9, Scott Enos vs. Charleston Southern, Sept. 25, 2010 (att. 9)

Season: 71, Scott Enos, 2010 (att. 71)

Career: 200, Dan Kelly, 2005-08 (att. 212)

Consecutive PATs Made

Season: 71, Scott Enos, 2010

Career: 105, Scott Enos, 2009-10 (Sept. 4, 2009 through Dec. 24, 2010)

PATs Percentage

Season (min. 25 att.): 1.000, Scott Enos, 2010 (71 of 71)

Career (min. 50 att.): 1.000, Scott Enos, 2005-07 (105 of 105)

Field Goals Made

Game: 5, Reinhold Stuprich vs. Brigham Young, Sept. 14, 1974 (25-24-39-44-23 yards); Lee Larsen vs. New Mexico, Oct. 17, 1981 (40-38-40-34-32 yards)

Season: 21, Richard Spelman, 1984 (29 att.)

Career: 79, Jason Elam, 1988-92 (100 att.)

Consecutive Field Goals Made

Season: 20, Jason Elam, 1989

Career: 20, Jason Elam, 1988-91

Field Goals Made Per Game

Season: 1.9, Richard Spelman, 1984 (21 in 11)

Career: 1.54, Jason Elam, 1988-92 (79 in 51)

Field Goals Attempted

Game: 7, Reinhold Stuprich vs. Brigham Young, Sept. 14, 1974 (made 5)

Season: 30, Curtis Goodman, 1977 (made 15)

Career: 100, Jason Elam, 1988-92 (made 79)

Field-Goal Percentage

Season (min 10 att.): 1.000, Rigoberto Sanchez, 2016 (13-13)

Career (min 40 att.): .790, Jason Elam, 1988-92 (79-100)

Longest Field Goal Made

56, Jason Elam vs. BYU, Sept. 26, 1992; Justin Ayat vs. Tulsa, Oct. 2, 2004

Season Field Goals


Rk	Player	FGs	Year
1.	Richard Spelman	21	1984
2.	Jason Elam	20	1989
3.	Justin Ayat	19	2001
	Jason Elam	19	1991
	Jason Elam	19	1988
6.	Tyler Hadden	18	2014
7.	Scott Enos	17	2010
	Carlton Oswalt	17	1994
	Curtis Goodman	17	1976
10.	Jason Elam	16	1992
	Kerry Brady	16	1985

Career Field Goals

Rk	Player	FGs	Years
1.	Jason Elam	79	1988-92
2.	Justin Ayat	59	2001-04
3.	Dan Kelly	45	2005-08
4.	Tyler Hadden	43	2011-14
5.	Eric Hannum	36	1996-2000
6.	Richard Spelman	34	1982-84
7.	Scott Enos	29	2009-10
	Rod Valverde	29	1985-87
9.	Curtis Goodman	28	1975-77



JUSTIN AYAT




JASON ELAM

CAREER SCORING LEADERS

No	Player	Years	GP	TD	XPK	XPR/P	FG	PTS	PPG
1.	Jason Elam	1988-92	51	0	158-161	0-1	79-100	395	7.7
2.	Justin Ayat	2001-04	53	0	191-209	0-0	59-89	368	6.9
3.	Dan Kelly	2005-08	53	0	200-212	0-0	45-69	335	6.3
4.	Davone Bess	2005-07	39	41	0-0	2-2	0-0	250	6.4
5.	Tyler Hadden	2011-14	50	0	111-115	0-0	43-67	240	4.8
T6.	Michael Carter	1990-93	45	38	0-0	0-5	0-0	228	5.2
T6.	Chad Owens	2001-04	44	38	0-0	0-0	0-0	228	5.2
8.	Ryan Grice-Mullen	2005-07	35	36	0-0	0-0	0-0	216	6.1
9.	Jason Rivers	2003-04, '06-07	51	35	0-0	0-0	0-0	210	4.1
10.	Heikoti Fakava	1985-88	47	34	0-0	0-1	0-0	204	4.3
11.	Jamal Farmer	1988-91	27	33	0-0	1-2	0-0	200	7.5
T12.	Scott Enos	2009-10	27	0	105-105	0-0	29-40	192	7.1
T12.	Ashley Lelie	1999-2001	36	32	0-0	0-0	0-0	192	5.3
14.	Eric Hannum	1996-2000	49	0	81-90	0-0	36-59	189	3.9
15.	Carlton Oswalt	1993-96	45	0	105-112	0-0	26-43	183	4.1
T16.	Kealoha Pilaes	2007-10	47	30	0-0	0-0	0-0	180	3.8
T16.	Larry Sherrer	1969-71	26	30	0-0	0-0	0-0	180	6.0
18.	Nate Ilaoa	2002-03, '05-06	37	29	0-0	0-0	0-0	174	4.7
19.	Rod Valverde	1985-87	36	1	68-72	0-0	29-41	161	4.5
20.	Richard Spelman	1982-84	24	0	48-50	0-0	34-49	150	6.2

YEARLY LEADERS

Year	Player	TD	XP	FG	Pts
1967	Jim Schultz	7	1	0	44
1968	McKinley Reynolds	8	0	0	48
	Ralph Kaspari	8	0	0	48
1969	Bill Massey	11	0	0	66
1970	Bill Massey	9	2	0	56
1971	Larry Sherrer	16	0	0	96
1972	Albert Holmes	12	0	0	72
1973	Reinhold Stuprich (K)	0	22	15	67
1974	Reinhold Stuprich (K)	0	18	9	45
1975	Curtis Goodman (K)	0	18	10	48
1976	Norris Birdsong	7	0	0	42
1977	Curtis Goodman (K)	0	24	15	69
1978	Peter Kim (K)	0	28	4	40
1979	Jim Asmus (K)	0	34	13	73
1980	Jim Asmus (K)	0	29	13	68
1981	Lee Larsen (K)	0	36	12	72
1982	Lee Larsen (K)	0	24	12	60
1983	Richard Spelman (K)	0	25	12	61
1984	Richard Spelman (K)	0	22	21	85
1985	Kerry Brady (K)	0	20	16	68
1986	Rod Valverde (K)	1	26	13	71
1987	Heikoti Fakava	17	0	0	102
1988	Jason Elam (K)	0	38	19	95
1989	Jamal Farmer	19	1 (2)	0	116
1990	Jeff Sydnor	12	2 (2)	0	76
1991	Michael Carter	16	0	0	96
1992	Jason Elam (K)	0	44	16	92
1993	Michael Carter	12	0	0	72
1994	Carlton Oswalt (K)	0	16	17	37
1995	Glenn Freitas	12	0	0	72
1996	Carlton Oswalt (K)	0	18	7	39
1997	Eric Hannum (K)	0	18	15	63
1998	Chad Shrout (K)	0	10	7	31
1999	Eric Hannum (K)	0	35	11	68
2000	Ashley Lelie	11	0	0	66
2001	Ashley Lelie	19	0	0	114
2002	Justin Ayat (K)	0	55	15	100
2003	Justin Ayat (K)	0	30	14	72
2004	Chad Owens	22	0	0	132
2005	Davone Bess	14	0	0	84
2006	Nate Ilaoa	18	0	0	108
2007	Dan Kelly (K)	0	70	12	106
2008	Dan Kelly (K)	0	41	10	71
2009	Scott Enos (K)	0	34	12	70
2010	Scott Enos (K)	0	71	17	122
2011	Joey Iosefa	8	0	0	48
	Bryant Moniz	8	0	0	48
	Royce Pollard	8	0	0	48
2012	Tyler Hadden (K)	0	29	13	68
2013	Chris Gant	10	1 (2)	0	64
2014	Tyler Hadden (K)	0	28	18	82
2015	Rigoberto Sanchez (K)	0	23	8	47
2016	Rigoberto Sanchez (K)	0	49	13	88



RICHARD SPELMAN

KICKOFF RETURNS

Returns

Game: 10, Jason Ferguson at Fresno State, Nov. 12, 2004 (165 yards)

Season: 44, Mike Edwards, 2011 (1,086 yards)

Career: 86, Matt Harding, 1992-95 (1,911 yards)

Return Yards

Game: 249, Chad Owens vs. Brigham Young, Dec. 8, 2001 (6 returns)

Season: 1,215, Mike Edwards, 2011 (40 returns)

Career: 2,301, Mike Edwards, 2011-12 (84 returns)

Return Average

Game (min. 3): 50.3, Chad Owens vs. Air Force, Nov. 24, 2001 (3 for 151)

Season (min. 1.2/g): 33.6, Chad Owens, 2001 (24 for 807)

Career (min. 30): 29.4, Chad Owens, 2000-04 (46 for 1,354)

Touchdown Returns

Season: 3, Mike Edwards, 2012

Career: 3, Mike Edwards, 2011-12

90-Yard Returns

Season: 3, Mike Edwards, 2012

Career: 3, Mike Edwards, 2011-12

Longest Return For A Touchdown

103, Tom Kaulukukui vs. UCLA, Nov. 15, 1935

Longest Non-Scoring Return

91, Malcolm Lane at New Mexico State, Nov. 8, 2008

Season Return Avg. (min 12 returns)

Rk	Player	Avg.	Year
1.	Chad Owens	33.6	2001
2.	Mike Edwards	30.4	2012
3.	Malcolm Lane	29.2	2007
4.	David Toloumu	27.5	1979
5.	Larry Khan-Smith	26.6	1988
6.	Malcolm Lane	26.5	2008
7.	Keelan Ewaliko	26.3	2015
8.	David Toloumu	26.1	1980
9.	Chad Owens	25.1	2002
10.	Ross Dickerson	25.0	2006

Career Return Avg. (min 2 yrs/24 returns)

Rk	Player	Avg.	Years
1.	Chad Owens	29.4	2001-04
2.	Mike Edwards	27.4	2011-12
3.	Malcolm Lane	26.4	2006-08
4.	David Toloumu	25.5	1978-81
5.	Ryan Mouton	24.4	2007-08
6.	Dustin Blount	24.1	2009-10
	Ross Dickerson	24.1	2003-06
8.	Larry Khan-Smith	23.7	1987-90
9.	Darrick Branch	23.5	1989-92
10.	Marcel Williams	23.4	1984-87

Career Touchdowns

Rk	Player	TDs	Years
1.	Mike Edwards	3	2011-12
2.	Ryan Mouton	2	2007-08
	Malcolm Lane	2	2006-09
	Ross Dickerson	2	2003-06
	Chad Owens	2	2000-04
	Darrick Branch	2	1989-92

YEARLY LEADERS

Year	Player	NO	YDS	AVG	TD
1968	Emory Holmes	19	466	24.5	0
1969	Bobby Ahu	22	541	24.6	1
1970	Larry Sherrer	9	191	21.2	0
1971	John Duckworth	13	252	19.4	0
1972	Golden Richards	9	192	21.3	0
1973	John Duckworth	10	203	20.3	0
1974	Larry Roberson	19	359	18.9	0
1975	Larry Jackson	11	239	21.7	0
1976	DeWayne Jett	24	360	15.0	0
1977	Burton Coloma	9	192	21.3	0
1978	O.J. Hamilton	13	231	17.8	0
1979	David Toloumu	13	357	27.5	0
1980	David Toloumu	15	391	26.1	0
1981	David Toloumu	11	246	22.4	0
1982	Kent Kafentzis	9	155	17.2	0
1983	Mike Akiu	22	491	22.3	0
1984	Marcel Williams	13	243	22.7	0
1985	Marcel Williams	8	244	30.5	0
1986	Koldene Walsh	11	258	23.5	0
1987	Marcel Williams	14	335	23.9	0
1988	Larry Khan-Smith	32	852	26.6	1
1989	Larry Khan-Smith	16	357	22.3	0
1990	Larry Khan-Smith	21	449	21.4	0
1991	Darrick Branch	22	542	24.6	1
1992	Darrick Branch	21	488	23.2	1
1993	Matt Harding	15	346	23.1	0
1994	Matt Harding	31	633	20.4	0
1995	Matt Harding	31	673	21.7	0
1996	Gerald Lacey	14	274	19.6	0
1997	Eleu Kane	18	394	21.9	0
1998	Wesley Morris	21	476	22.7	0
1999	Jamal Garland	33	751	22.8	0
2000	Jamal Garland	23	517	22.5	0
2001	Chad Owens	24	807	33.6	2
2002	Chad Owens	19	477	25.1	0
2003	John West	19	446	23.5	0
2004	Jason Ferguson	32	679	21.2	0
2005	Andre Taylor	28	600	21.4	0
2006	Ross Dickerson	26	650	25.0	1
2007	Malcolm Lane	25	730	29.2	2
2008	Malcolm Lane	24	635	26.5	0
2009	Jovonte Taylor	37	918	24.8	0
2010	Dustin Blount	28	691	24.7	0
2011	Mike Edwards	44	1,086	24.7	0
2012	Mike Edwards	40	1,215	30.4	3
2013	Chris Gant	19	401	21.1	0
2014	Keelan Ewaliko	29	589	20.3	0
2015	Keelan Ewaliko	22	578	26.3	1
2016	Paul Harris	34	835	24.6	0

CAREER KICKOFF RETURN LEADERS

No	Player	Years	GP	No	Yds	Avg	TD	RPG	YPG
1.	Mike Edwards	2011-12	25	84	2,301	27.4	3	3.4	92.0
2.	Matt Harding	1992-95	48	86	1,911	22.2	1	1.8	34.4
3.	Larry Khan-Smith	1987-90	41	70	1,658	23.7	1	1.7	40.4
4.	Keelan Ewaliko	2014-	33	66	1,476	22.4	1	2.0	44.7
5.	Malcolm Lane	2006-08	38	55	1,452	26.4	2	1.4	38.2
6.	Ross Dickerson	2003-06	49	59	1,421	24.1	2	1.2	29.0
7.	Chad Owens	2001-04	44	46	1,354	29.4	2	1.0	30.8
8.	Jamal Garland	1999-2000	22	56	1,268	22.6	0	2.5	57.6
9.	Darrick Branch	1989-92	47	46	1,105	23.5	2	1.0	23.5
10.	Jeff Sydnor	1989-91	35	46	1,061	23.1	0	1.3	30.3
11.	Jovonte Taylor	2008-09	16	46	1,052	22.9	0	2.9	65.8
12.	Marcel Williams	1984-87	42	43	1,008	23.4	0	1.1	24.6
13.	David Toloumu	1978-81	43	39	994	25.5	0	0.9	23.1
14.	Paul Harris	2015-16	26	42	973	23.2	0	1.6	37.4
15.	Ryan Mouton	2007-08	24	38	928	24.4	2	1.6	38.7
16.	Dustin Blount	2009-10	15	32	771	24.1	0	2.1	51.8
17.	John West	2002-03	27	34	748	22.0	0	1.3	27.7
18.	Koldene Walsh	1984-87	45	35	717	20.5	0	0.8	15.9
19.	Jason Ferguson	2004	23	33	698	21.2	0	1.4	30.3
20.	Larry Robertson	1974-76	22	40	685	17.1	0	1.8	31.1



CHAD OWENS

PUNT RETURNS

INDIVIDUAL

Returns

Game: 7, Charles Tharp vs. New Mexico, Oct. 24, 1998 (78 yards); Scott Harding vs. Northern Iowa, Sept. 3, 2014 (76 yards)

Season: 40, Jeff Sydnor, 1990 (483 yards)

Career: 96, Dana McLemore, 1978-81 (847 yards)

Return Yards

Game: 184, Bobby Ahu vs. Linfield, Nov. 15, 1969 (4 returns)

Season: 531, Chad Owens, 2004 (36 returns)

Career: 1,014, Chad Owens, 2001-04 (85 returns)

Return Average

Game (min. 3): 46.0, Bobby Ahu vs. Linfield, Nov. 15, 1969 (4 for 184)

Season (min. 1.2/g): 15.4, Jeff Sydnor, 1989 (19 for 293)

Career (min. 1.2/g): 11.95, Jeff Sydnor, 1989-91 (77 for 920)

Touchdown Returns

Game: 3, Bobby Ahu vs. Linfield, Nov. 15, 1969 (4 for 184)

Season: 5, Chad Owens, 2004

Career: 6, Chad Owens, 2001-04

50-Yard Returns

Season: 5, Chad Owens, 2001-04

Career: 6, Chad Owens, 2001-04

Longest Return For A Touchdown

85, Gerald Green vs. Arizona, Dec. 3, 1977

Longest Non-Scoring Return

63, Dusky Brash vs. Oregon State, Jan. 1, 1924

Season Return Avg. (min 9 returns)

Rk	Player	Avg.	Year
1.	Jeff Sydnor	15.4	1989
2.	Chad Owens	14.8	2004
3.	Scott Harding	12.8	2012
4.	Marco Johnson	12.4	1985
5.	Jeff Sydnor	12.1	1990
6.	Roger Weatherby	11.6	1970
7.	Bobby Ahu	11.4	1969
8.	Feiamma Armstrong	11.0	2000
9.	Eddie Klaneski	10.6	1997
10.	Marco Johnson	10.4	1986

Career Return Avg. (min 2 yrs/18 returns)

Rk	Player	Avg.	Years
1.	Jeff Sydnor	11.95	1989-91
	Chad Owens	11.93	2001-04
3.	Roger Weatherby	11.56	1970-71
4.	Darrick Branch	10.94	1989-92
5.	Lonnie Williams	10.89	1967-68
6.	Davone Bess	10.44	2005-07
7.	Eddie Klaneski	9.49	1994-97
8.	Scott Harding	9.44	2011-14
9.	Marco Johnson	9.31	1983-87
10.	Clifton Herbert	8.99	2000-03

Career Touchdowns

Rk	Player	TDs	Years
1.	Chad Owens	6	2001-04
2.	Bobby Ahu	3	1969
3.	Jeff Sydnor	2	1989-91
	Dana McLemore	2	1978-81


YEARLY LEADERS

Year	Player	NO	YDS	AVG	TD
1968	Lon Williams	39	381	9.8	0
1969	Bobby Ahu	23	262	11.4	3
1970	Roger Weatherby	18	208	11.6	0
1971	John Duckworth	6	26	4.3	0
1972	Golden Richards	13	78	6.0	0
1973	Harold Stringert	21	157	7.5	1
1974	Ed Gilliam	6	30	5.0	0
1975	Dale Bunn	26	232	8.9	1
1976	Gerald Green	13	47	3.6	0
1977	Gerald Green	14	123	8.8	1
1978	O.J. Hamilton	8	80	10.0	0
1979	Dana McLemore	32	327	10.2	2
1980	Dana McLemore	27	237	8.8	0
1981	Dana McLemore	31	261	8.4	0
1982	Vernon Gearing	21	174	8.3	0
1983	Marco Johnson	14	170	10.0	0
1984	Vincent Sides	21	150	7.1	0
1985	Marco Johnson	10	124	12.4	0
1986	Marco Johnson	28	290	10.4	0
1987	Marco Johnson	18	100	5.6	0
1988	Walter Briggs	23	204	8.9	0
1989	Jeff Sydnor	19	293	15.4	1
1990	Jeff Sydnor	40	483	12.1	1
1991	Jeff Sydnor	18	144	8.0	0
1992	Matt Harding	1	44	44.0	1
1993	Zac Odom	19	128	6.7	0
1994	Matt Harding	2	69	34.5	2
1995	Eddie Klaneski	9	55	6.1	0
1996	Eddie Klaneski	18	165	9.2	0
1997	Eddie Klaneski	34	359	10.6	0
1998	Charles Tharp	17	153	9.0	0
1999	Jamal Garland	38	282	7.4	0
2000	Feiamma Armstrong	12	132	11.0	0
2001	Chad Owens	18	216	12.0	1
2002	Chad Owens	17	131	7.7	0
2003	Clifton Herbert	30	271	9.0	0
2004	Chad Owens	36	531	14.8	5
2005	Andre Taylor	5	37	7.4	0
2006	Myron Newberry	22	130	5.9	0
2007	Davone Bess	18	175	9.7	0
2008	Aaron Bain	8	41	5.1	0
2009	Ryan Henry	18	93	5.2	0
2010	Ryan Henry	9	48	5.3	0
2011	Scott Harding	19	141	7.4	0
2012	Scott Harding	23	295	12.8	1
2013	Scott Harding	21	175	8.3	0
2014	Scott Harding	25	220	8.8	0
2015	Nick Nelson	19	141	7.4	0
2016	John Ursua	8	63	7.9	0

CAREER PUNT RETURN LEADERS

No	Player	Years	GP	No	Yds	Avg	TD	RPG	YPG
1.	Chad Owens	2001-04	44	85	1,014	11.9	6	1.9	23.0
2.	Jeff Sydnor	1989-91	35	77	920	11.9	2	2.2	26.3
3.	Dana McLemore	1978-81	41	96	847	8.8	2	2.3	20.7
4.	Scott Harding	2011-14	49	88	831	9.4	1	1.8	17.0
5.	Marco Johnson	1983-87	31	75	698	9.3	0	2.1	22.5
6.	Eddie Klaneski	1994-97	44	61	579	9.5	0	1.3	13.1
7.	Clifton Herbert	2000-03	38	57	512	9.0	0	1.5	13.5
7.	Lonnie Williams	1967-68	19	47	512	10.9	0	2.5	26.9
9.	Darrick Branch	1989-92	47	36	394	10.9	1	0.7	8.3
10.	Jamal Garland	1999-2000	21	49	359	7.3	0	2.5	18.0
11.	Dale Bunn	1975	11	26	323	8.9	1	2.4	21.1
12.	Eddie Fernandez*	1924-27	10	36	310	8.6	0	3.6	31.0
13.	Bobby Ahu	1969	10	23	262	11.4	3	2.3	26.2
14.	Davone Bess	2005-07	39	25	261	10.4	0	0.6	6.6
15.	Walter Briggs	1987-89	31	34	252	7.4	0	1.1	8.1
16.	Vincent Sides	1981-85	32	40	229	5.7	0	1.2	7.2
17.	Vernon Gearing	1979-83	38	29	222	7.6	0	0.8	5.8
18.	Roger Weatherby	1970-71	22	18	208	11.6	0	0.8	9.5
19.	Gerald Green	1976-77	22	27	170	6.3	1	1.2	7.7
20.	Harold Stringert	1972-73	22	22	157	7.1	1	1.0	7.1

* complete statistics for this era not available



BOBBY AHU

DEFENSE

TACKLES

Total Tackles

Game: 23, Eddie Klaneski at Fresno State, Sept. 28, 1996

Season: 169, Jeff Ulbrich, 1999

Career: 434, Solomon Elimimian, 2005-08

Unassisted Tackles

Game: 16, Bryan Addison vs. Pittsburgh, Dec. 5, 1992

Season: 89, Pisa Tinoisamoa, 2002

Career: 239, Solomon Elimimian, 2005-08

Assisted Tackles

Game: 18, Jeff Ulbrich vs. Navy, Nov. 20, 1999

Season: 127, Jeff Ulbrich, 1999

Career: 195, Solomon Elimimian, 2005-08

Season Tackles

Rk	Player	Tackles	Year
1.	Jeff Ulbrich	169	1999
2.	Corey Paredes	151	2010
3.	Tim Buchanan	148	1968
4.	Randy Ingraham	145	1970
5.	Tom Murphy	144	1977
6.	Solomon Elimimian	141	2007
7.	Levi Stanley	140	1973
8.	Jahlani Tavai	129	2016
	Pisa Tinoisamoa	129	2002
	Thad Jefferson	129	1985
	David Dworsky	129	1971

SACKS

Sacks

Game: 4, Mark Odom vs. Brigham Young, Oct. 28, 1989

Season: 17, Al Noga, 1986

Career: 36, Mark Odom, 1987-90

Season Sacks

Rk	Player	Sacks	Year
1.	Al Noga	17.0	1986
2.	Travis LaBoy	13.0	2003
	Mark Odom	13.0	1989
4.	Mark Odom	11.0	1990
	Mark Odom	11.0	1987
6.	Gavin Robertson	10.0	1988
7.	Melila Purcell	9.5	2006
8.	Art Laurel	9.0	2011
	David Veikune	9.0	2008
	Pete Noga	9.0	1986
	Colin Scotts	9.0	1986
	Alvis Satele	9.0	1984

*complete stats for this category are not available

SINGLE-GAME TACKLES

Rk	Player	Tkls	Opp.	Date	Solo	Ast
1.	Eddie Klaneski	23	at Fresno State	09/28/96	15	8
2.	Blaine Gaison	22	West Virginia	10/11/80	-	-
	Dave Dworsky	22	UC Santa Barbara	11/22/69	-	-
	Tim Buchanan	22	California	11/30/68	-	-
5.	Steve Lehor	21	Wyoming	11/17/79	15	6
6.	Solomon Elimimian	20	Utah State	10/06/07	6	14
	Nate Jackson	20	Miami	11/17/01	15	5
	Junior Faavae	20	Fresno State	09/24/94	15	5
	Thad Jefferson	20	Air Force	11/23/85	12	8

SINGLE-GAME TACKLES FOR LOSS

Rk	Player	TFL	Opp.	Date	Yards	Avg/Yd
1.	Julian Gener	5.0	Fresno State	11/14/15	18	3.6
	Art Laurel	5.0	South Alabama	12/01/12	32	6.4
	Travis LaBoy	5.0	San Diego State	12/07/02	19	3.8
	Houston Ala	5.0	Alabama	11/30/02	13	2.6
	Pisa Tinoisamoa	5.0	vs. Montana	09/08/01	21	4.2
	Mark Odom	5.0	at Colorado State	09/10/88	9	1.8
	Falaniko Noga	5.0	New Mexico	10/18/80	47	9.4

SINGLE-GAME SACKS (SINCE 1982)

Rk	Player	SKS	Opp.	Date	Yards
1.	Mark Odom	4.0	BYU	10/28/89	44
2.	Paipai Falemalu	3.0	San José State	11/20/10	33
	Melila Purcell	3.0	at New Mexico State	10/21/06	3
	Pisa Tinoisamoa	3.0	Montana	09/08/01	16
	Pisa Tinoisamoa	3.0	SMU	10/14/00	18
	David Maeva	3.0	San José State	09/17/88	13
	Al Noga	3.0	UTEP	09/20/86	21
	Kent Kafentzis	3.0	Long Beach State	09/21/85	32
	Alvis Satele	3.0	at Colorado State	09/15/84	26
	M.L. Johnson	3.0	Utah	10/20/84	17

SINGLE-GAME INTERCEPTIONS

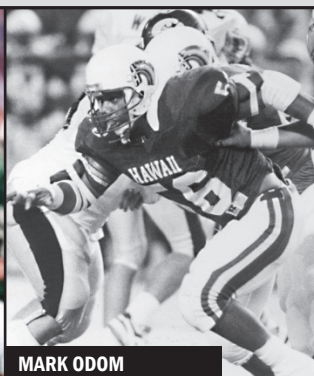
Rk	Player	Int	Opp.	Date	Rt Yds
1.	Abraham Elimimian	3	at UTEP	10/15/04	30
	Kenny Harper	3	BYU	12/01/90	20
	Tony Pang Kee	3	Cal State Fullerton	10/20/90	45
	Hal Stringert	3	at Washington	9/15/73	29
	Eugene Tokuhama	3	at Fresno State	9/17/66	-
	Joe Kaulukukui	3	San José State	12/3/38	107

SINGLE-GAME BLOCKED KICKS

Rk	Player	Blks	Opp.	Date	Kicks
1.	Robert Grant	2	at SMU	10/06/01	2 punts
	Sean Butts	2	Boise State	11/10/01	1 FG, 1 PAT
	Matt Harding	2	UTEP	10/01/94	1 punt, 1 FG
	Matt Harding	2	San Diego State	10/09/93	2 FG
	Falaniko Noga	2	New Mexico	10/18/80	1 FG, 1 PAT



EDDIE KLANESKI



MARK ODOM



ABRAHAM ELIMIMIAN

Career Sacks

Rk	Player	Sacks	Years
1.	Mark Odom	36	1987-90
2.	Al Noga	33	1984-87
3.	Travis LaBoy	24	2001-03
4.	Melila Purcell	20	2003-06
5.	Pete Noga	19	1983, '85-86
6.	David Veikune	18	2006-08
7.	Paipai Falemalu	16.5	2009-12
8.	Art Laurel	16	2010-13
	Alvis Satele	16	1981-84
10.	Pisa Tinoisamoa	15.5	2000-02
11.	Falaniko Noga	15	1980-83
12.	Beau Yap	14	2011-14
13.	Colin Scotts	13	1983-85
	Herman Talley	13	1989, '91
15.	Andrew Moody	12	1978-81
	George Noga	12	1993-95
	Junior Tagoai	12	1991-92

*complete stats for this category are not available

TACKLES FOR LOSS

Tackles For Loss

Game: 5, seven times, last by Julian Gener vs. Fresno State, 11/14/15 (18 yards)

Season: 31, Al Noga, 1986 (136 yards)

Career: 70, Al Noga, 1984-87

Season Tackles For Loss

Rk	Player	Tackles	Year
1.	Al Noga	31.0	1986
2.	Mark Odom	24.0	1989
3.	Travis LaBoy	22.0	2003
4.	Jahlani Tavai	19.5	2016
5.	Kennedy Tulimasealii	18.5	2015
6.	Gavin Robertson	18.0	1988
	Al Noga	18.0	1987
8.	Pisa Tinoisamoa	17.5	2002
9.	Travis LaBoy	17.0	2001
10.	David Veikune	16.5	2008

*complete stats for this category are not available

Career Tackles For Loss

Rk	Player	Tackles	Years
1.	Al Noga	70.0	1984-87
2.	Mark Odom	68.0	1987-90
3.	Travis LaBoy	50.0	2001-03
4.	Falaniko Noga	43.0	1980-83
5.	Pisa Tinoisamoa	38.0	2000-02
6.	Melila Purcell	36.5	2003-06
7.	Alvis Satele	35.0	1981-84
8.	Beau Yap	31.0	2012-14
9.	Solomon Elimimian	30.5	2005-08
10.	Kennedy Tulimasealii	30.0	2013-15

*complete stats for this category are not available

FUMBLES

Forced Fumbles

Game: 2, by many (last by Marrell Jackson at Colorado State, Oct. 27, 2012)

Season: 6, Al Noga, 1986


Career: 15, Al Noga, 1984-87

Fumbles Recovered

Game: 3, Dee Miller vs. Fresno State, Nov. 13, 1999

Season: 5, Dave Dworsky, 1969; Cliff LaBoy, 1975; John Woodcock, 1975

Career: 10, Cliff LaBoy, 1973-75




AL NOGA

YEARLY TACKLES LEADERS

Year	Player	UA	AST	TOT
1968	Tim Buchanan	69	98	148
1969	David Dworsky	62	67	129
1970	Randy Ingraham	73	72	145
1971	David Dworsky	54	72	126
1972	Levi Stanley	63	50	113
1973	Levi Stanley	77	63	140
1974	John Woodcock	77	49	126
1975	John Woodcock	72	44	116
1976	John Annillo	45	24	69
1977	Tom Murphy	47	97	144
1978	Scott Voeller	81	41	122
1979	Steve Lehor	62	55	117
1980	Steve Lehor	50	65	115
1981	Doug Kyle	59	32	91
1982	Carl Kenneybrew	73	40	113
1983	Rich Miano	64	19	83
1984	Rich Miano	62	48	110
1985	Thad Jefferson	81	48	129
1986	Al Noga	64	26	90
1987	William Bell	64	19	83
1988	Walter Briggs	67	45	112
1989	Joaquin Barnett	70	30	100
1990	Terry Whitaker	52	50	102
1991	Tony Pang Kee	66	21	87
1992	Bryan Addison	58	35	93
1993	Junior Faavae	42	30	72
1994	Junior Faavae	76	20	96
1995	Clint Kuboyama	62	25	87
1996	Eddie Klaneski	79	35	114
1997	Eddie Klaneski	78	50	128
1998	Anthony Smith	66	37	103
1999	Jeff Ulbrich	42	127	169
2000	Jacob Espiau	79	47	126
2001	Chris Brown	84	40	124
2002	Pisa Tinoisamoa	89	40	129
2003	Ikaika Curnan	71	50	121
2004	Leonard Peters	77	43	120
2005	Kila Kamakawiwo'ole	48	36	84
2006	Adam Leonard	62	52	114
2007	Solomon Elimimian	68	73	141
2008	Solomon Elimimian	64	57	121
2009	Blaze Soares	58	49	107
2010	Corey Paredes	83	68	151
2011	Corey Paredes	58	49	107
2012	Paipai Falemalu	37	19	56
	Marrell Jackson	40	16	56
2013	Brenden Daley	54	36	90
2014	Taz Stevenson	69	19	88
2015	Julian Gener	62	33	95
2016	Jahlani Tavai	86	43	129

CAREER TACKLES LEADERS

No	Player	Years	GP	UA	AST	TOT	AVG	SK	TFL
1.	Solomon Elimimian	2005-08	51	239	195	434	8.5	7.5	30.5
2.	Levi Stanley	1969-73	43	199	167	366	8.5	-	-
3.	David Dworsky	1969-71	32	169	179	348	10.9	-	-
4.	Steve Lehor	1979-82	34	169	157	326	9.6	5.0	12.0
T5.	Adam Leonard	2005-08	48	168	148	316	6.6	5.5	25.0
T5.	Nate Jackson	1998-2001	42	183	133	316	7.5	7.0	14.0
7.	Corey Paredes	2008-11	54	179	136	315	5.8	4.5	16.5
8.	Thadius Jefferson	1983-86	43	183	115	298	6.9	9.0	20.0
9.	Hyrum Peters	2000-03	48	215	81	296	6.2	4.0	9.0
10.	Leonard Peters	2000-06	52	180	110	290	5.6	9.0	2.0
11.	Mark Odom	1987-90	45	185	104	289	6.4	36.0	68.0
12.	Pisa Tinoisamoa	2000-02	35	206	79	285	8.1	15.5	38.0
13.	Randy Ingraham	1970-71	21	137	129	266	12.7	-	-
14.	Chris Brown	1999-2002	48	164	98	262	5.5	10.0	20.0
15.	Al Noga	1984-87	47	169	92	261	5.6	33.0	70.0
16.	Jacob Espiau	1999-2001	29	160	89	249	8.6	1.0	5.0
T17.	Eddie Klaneski	1994-97	45	160	85	245	5.4	0.0	3.0
T17.	Bill Letz	1970-72, '74	35	123	122	245	7.0	-	-
19.	Abraham Elimimian	2001-04	49	189	55	244	5.0	0.5	11.0
20.	John Woodcock	1974-75	22	149	93	242	11.0	-	-



SOLOMON ELIMIMIAN

INTERCEPTIONS

Interceptions

Game: 3, 6x, last by Abraham Elimimian at UTEP, Oct. 15, 2004 (30 yards)

Season: 9, Walter Briggs, 1989 (116 yards)

Career: 14, Mana Silva, 2008-10 (143 yards)

Interception Return Yards

Game: 107, Joe Kaulukukui vs. San José State, Dec. 3, 1938 (3 int.)

Season: 176, Hyrum Peters, 2002

Career: 241, Quincy LeJay, 1998-99 (9 int.)

Most Interceptions Returned for Touchdowns

Season: 3, Quincy LeJay, 1999; Hyrum Peters, 2002

Career: 3, Quincy LeJay, 1998-99; Hyrum Peters, 2000-03

Longest Scoring Interception Return

99, Richard Torres at Washington, Sept. 10, 2011; Paul David vs. UNLV, Oct. 25, 1969

Longest Non-Scoring Interception Return

68, Kelvin Millhouse vs. Air Force, Nov. 24, 2001; Albert Lee vs. San José State, Dec. 3, 1938

Single-Season Interceptions

Rk	Player	Att	Year
1.	Walter Briggs	9	1989
2.	Mana Silva	8	2010
3.	Nate Jackson	7	2000
	Quincy LeJay	7	1999
	Ken Shibata	7	1974
6.	Mana Silva	6	2009
	Tony Pang Kee	6	1990
	Tim Paul	6	1974
	Harold Stringert	6	1973
	Jeris White	6	1971
	Steve Adler	6	1970
	George Lumpkin	6	1970

PASS DEFLECTIONS

Game: 5, Kelvin Millhouse vs. San José State, Nov. 3, 2001

Season: 18, Kelvin Millhouse, 2001

Career: 46, Kelvin Millhouse, 2001-03

BLOCKED KICKS

Blocked Kicks


Game: 2, five times, last by Robert Grant at SMU, Oct. 6, 2001 (2 punts)

Season: 6, Mike Akiu, 1982 (4 FG, 1 PAT, 1 punt)

Career: 12, Matt Harding, 1992-95 (6 punt, 5 FG, 1 PAT)



MATT HARDING



WALTER BRIGGS

YEARLY INTERCEPTION LEADERS

Year	Player	NO	YDS	AVG	TD
1968	Steve Rodriguez	3	20	6.7	0
1969	Mike Bengston	4	116	29.0	1
1970	Steve Adler	6	102	17.0	1
	George Lumpkin	6	91	15.2	0
1971	Jeris White	6	141	23.5	2
1972	Harold Stringert	5	47	9.4	1
1973	Harold Stringert	6	70	11.7	1
1974	Ken Shibata	7	49	7.0	0
1975	Mike Perkins	4	43	10.8	0
1976	John Annillo	3	27	9.0	0
1977	Keoni Jardine	5	40	8.0	0
1978	Junior Talaesea	3	64	21.3	0
1979	Keoni Jardine	5	68	13.6	0
1980	Lyndell Jones	5	53	10.6	0
1981	Dana McLemore	4	106	26.5	0
1982	Steve Lehor	4	5	1.3	0
1983	Rich Miano	3	13	4.3	0
	Kurt Kafentzis	3	1	0.3	0
1984	Kent Kafentzis	4	47	11.8	0
	Kurt Kafentzis	4	4	1.0	0
1985	Kent Kafentzis	4	64	16.0	1
	Kyle Kafentzis	4	3	0.8	0
1986	Kyle Kafentzis	4	39	9.8	1
1987	William Bell	3	97	32.3	1
	Leon Austin	3	33	11.0	1
1988	Mike Tresler	4	47	11.8	0
1989	Walter Briggs	9	116	12.9	1
1990	Tony Pang Kee	6	67	11.2	0
1991	Zac Odom	2	37	18.5	0
1992	Bryan Addison	4	50	12.5	1
1993	Lindsey Yowell	2	1	0.5	0
1994	Jason Ross	4	38	9.5	0
1995	Clint Kuboyama	2	0	0.0	0
1996	Eddie Klaneski	5	72	14.4	1
1997	Eddie Klaneski	2	0	0.0	0
	Chris Shinnick	2	14	7.0	0
1998	Quincy LeJay	2	90	45.0	0
1999	Quincy LeJay	7	151	21.6	3
2000	Nate Jackson	7	57	8.1	0
2001	Kelvin Millhouse, Jr.	5	111	22.2	1
2002	Hyrum Peters	4	176	44.0	3
	Kelvin Millhouse, Jr.	4	17	4.2	0
2003	Kelvin Millhouse, Jr.	4	28	7.0	1
	Abraham Elimimian	4	17	4.2	0
2004	Abraham Elimimian	5	30	6.0	1
2005	Turmarian Moreland	4	36	9.0	0
2006	Gerard Lewis	3	33	11.0	0
	Leonard Peters	3	101	33.7	2
2007	Adam Leonard	4	117	29.2	2
	Myron Newberry	4	98	24.5	1
2008	Keao Monteilh	5	36	7.2	0
2009	Mana Silva	6	28	4.7	0
2010	Mana Silva	8	60	7.5	0
2011	Richard Torres	3	150	50.0	2
	Aaron Brown	3	17	5.7	0
	John Hardy-Tuliau	3	7	2.5	0
2012	John Hardy-Tuliau	3	52	17.3	1
2013	Trayvon Henderson	3	23	7.7	0
2014	TJ Taimatuia	2	45	22.5	0
	Daniel Lewis, Jr.	2	20	10.0	0
	Trayvon Henderson	2	0	0.0	0
2015	Dany Mulanga	1	36	36.0	0
	Jalen Rogers	1	(-3)	(-3.0)	0
	Julian Gener	1	3	3.0	0
2016	Jalen Rogers	4	0	0.0	0

CAREER INTERCEPTIONS LEADERS

No	Player	Years	INT	Yds	Avg
1.	Mana Silva	2008-10	14	88	6.3
T2.	Keoni Jardine	1977-80	13	143	11.0
T2.	Kelvin Millhouse, Jr.	2001-03	13	156	12.0
4.	Abraham Elimimian	2001-04	12	58	4.8
T5.	Walter Briggs	1986-89	11	184	16.7
T5.	Harold Stringert	1972-73	11	117	10.6
7.	Kent Kafentzis	1981-82, '84-85	10	157	15.7
T8.	Kyle Kafentzis	1983-86	9	84	9.3
T8.	Quincy LeJay	1998-99	9	241	26.8
T8.	Ken Shibata	1973-74	9	74	8.2
T8.	Jeris White	1970-73	9	78	8.7

OPPONENT RECORDS

PASS PLAYS

Yds	Players	Opponent	Year
95	Don Botelho to Colin Chock	Willamette	1957
88	Larry Arnold to Rich Leon	UC Santa Barbara	1968
88	Jimmy Olmos to Susumu Tanaka	Pacific	1939
*87	Colt Brennan to Ross Dickerson	at Nevada	2005
83	Richard Furtado to George Aki	Utah	1935
*83	Gregg Tipton to Walter Murray	Wyoming	1985
83	Garrett Gabriel to Jamal Farmer	BYU	1989
82	Greg Alexander to Malcolm Lane	Idaho	2008
81	Tyler Graunke to Malcolm Lane	at UNLV	2007
81	Garrett Gabriel to Chris Roscoe	UTEP	1989
*80	Bryant Moniz to Kealoha Pilares	at Colorado	2010
80	Nick Rolovich to Ashley Lelie	BYU	2001
80	Dan Robinson to Attrice Brooks	Eastern Illinois	1999
80	Rodney Glover to Matthew Harding	UNLV	1992
*80	Garrett Gabriel to Dane McArthur	Colorado State	1987

RUN PLAYS

Yds	Player	Opponent	Year
95	Paul Harris	UC Davis	2015
87	Skippy Dyer	Fresno State	1955
86	Emory Holmes	Cal State-LA	1968
85	Michael Carter (QB)	Air Force	1991
84	James Asato	Denver	1949
84	Gary Allen	Colorado State	1981
82	Larry Sherrer	Santa Clara	1971
82	Anthony Edgar	UTEP	1981
81	Ben Holokai	Humboldt State	1957
81	John West	at Fresno State	2002
79	Emory Holmes	Cal Western	1967

INTERCEPTION RETURNS

Yds	Player	Opponent	Year
99	Richard Torres	at Washington	2011
99	Paul David	UNLV	1969
92	Jeris White	UC Santa Barbara	1971
91	Ryan Mouton	at New Mexico State	2008
90	Matt Wright	UTEP	2001
90	Joe Kaulukukui	San José State	1938
79	Stephen Gonzales	BYU	1996
76	Myron Newberry	Idaho	2007
75	Bill Wise	Occidental	1925
74	Nolan George	Lewis & Clark	1957
73	Gary Ellison	at UNLV	1995
68	Trayvon Henderson	Middle Tennessee	2016
*68	Kelvin Millhouse, Jr.	Air Force	2001
*68	Albert Lee	San José State	1938

KICKOFF RETURNS

Yds	Player	Opponent	Year
103	Tommy Kaulukukui	UCLA	1935
100	Mike Edwards	Boise State	2012
100	Mike Edwards	New Mexico	2012
100	Ross Dickerson	Appalachian State	2003
100	Ross Dickerson	Idaho	2006
100	Chad Owens	BYU	2001
100	Chad Owens	Air Force	2001
98	Keelan Ewaliko	Air Force	2015
98	Darrick Branch	New Mexico	1991
97	Matthew Harding	Fresno State	1992
96	Sherwin Felleze	Arizona	1951
95	Mike Edwards	Lamar	2012
95	Skippy Dyer	Southern Oregon	1956
94	Malcolm Lane	Northern Colorado	2007
*91	Malcolm Lane	at New Mexico State	2008

Since 1941, official maximum length fixed at 100 yards

PUNT RETURNS

Yds	Player	Opponent	Year
85	Gerald Green	Arizona	1977
82	Jeff Sydnor	Maine	1990
80	Michael Washington	Northern Colorado	2007
80	Jerry Strothers	Lewis & Clark	1956
79	Jeff Sydnor	Long Beach State	1989
76	Chad Owens	Northwestern	2004
75	Chad Owens	Nevada	2004
74	Chad Owens	BYU	2001
71	Chad Owens	San José State	2004
69	Scott Harding	UNLV	2012
69	Dana McLemore	New Mexico	1979
66	Bobby Ahu	Linfield	1968
*63	Dusky Brash	Oregon State	1924

FIELD GOALS (50-YARDS OR MORE)

Yds	Player	Opponent	Year
56	Jason Elam	BYU	1992
56	Justin Ayat	Tulsa	2004
55	Rigoberto Sanchez	at Michigan	2016
55	Justin Ayat	at Tulsa	2001
55	Jason Elam	Wyoming	1991
54	Dan Kelly	Utah State	2007
53	Jason Elam	Colorado State	1989
53	Jason Elam	UTEP	1989
52	Richard Spelman	Wyoming	1983
52	Richard Spelman	Utah	1984
52	Dan Kelly	Purdue	2006
51	Lee Larsen	UTEP	1982
51	Bach Stabile	Air Force	1994
50	Rigoberto Sanchez	Nevada	2015
50	Justin Ayat	at Fresno State	2002
50	Justin Ayat	UTEP	2001
50	Eric Hannum	at SMU	1999
50	Peter Kim	San José State	1978
50	Reinhold Stuprich	Santa Clara	1973
50	Jason Elam	at Utah	1990

PUNTS

Yds	Player	Opponent	Year
80	John Morse	Colorado State	1925
78	Chad Shrout	at Wyoming	1995
78	Jason Elam	at Air Force	1992
74	Tom McCarthy	New Mexico	1983
73	Rigoberto Sanchez	Air Force	2015
73	Alex Dunnachie	UNLV	2012
73	Mat McBriar	Tulane	2002
73	Greg Cummins	Colorado State	1977
71	John Masters	Western Illinois	1974
71	Chad Shrout	at Colorado State	1997
70	Rusty Holt	Santa Clara	1928
70	Eric Hannum	Wisconsin	1996

* - non-scoring play

PASSING

Attempts

Game: 75, at San José State, Oct. 12, 2007 (comp. 44)

Season: 754, 2003 (14 games)

Completions

Game: 44, at San Jose St., Oct. 12, 2007 (att. 75)

Season: 459, 2007 (13 games)

Interceptions

Game: 9 vs. Pacific, Dec. 16, 1949

Season: 26, 1970 (11 games)

Yards

Game: 593 vs. San José State, Nov. 20, 2010

Season: 6,178, 2006 (14 games)

Fewest Yards

Game: (-8) vs. San José State, Nov. 30, 1957 (1 for 9)

Yards Per Game

Season: 441.3, 2006 (6,178 in 14)

Average Gain Per Attempt

Season: 10.0, 2006 (615 for 6,178 yards)

Average Gain Per Completion

Season: 16.45, 1988 (139 for 2,287 yards)

Attempts Per Game

Season: 53.9, 2003 (754 in 14)

Completions Per Game

Season: 35.3, 2007 (459 in 13)

Completion Percentage

Season: 72.2%, 2006 (444 of 615)

Lowest Interception Percentage

Season: 1.66, 1984 (5 of 301)

Touchdown Passes

Season: 62, 2006 (14 games)

Touchdowns Per Game

Season: 4.43, 2006 (62 in 14 games)

Pass Efficiency Rating

Season: 185.9, 2006 (5615 att., 444 comp., 12 INT, 6,178 yards, 62 TDs)

RUSHING

Most Rushes

Game: 84 vs. Cal Poly-Pomona, Dec. 25, 1922

Season: 630, 1992 (3,522 yards)

Most Yards Gained

Game: 489 vs. Lewis & Clark, Sept. 21, 1957

Season: 3,519, 1992 (12 games)

Most Yards Gained Per Game

Season: 293.3, 1992 (3,519 in 12)

Highest Average Gain Per Rush

Season: 5.6, 1992 (631 rushes for 3,522 yards)

Most Rushes Per Game

Season: 56.1, 1981 (617 in 11 games)

Most Touchdowns Rushing Per Game

Season: 2.9, 1969 (29 in 10 games)

TOTAL OFFENSE

Most Plays

Game: 101 at San José State, Oct. 12, 2007

Season: 78.9, 2013 (947 in 12)

Most Yards Gained

Game: 741 vs. Army, Nov. 22, 2003 (198 rush, 543 pass)

Season: 7,829, 2006 (14 games)

Fewest Yards Gained

Game: 57 vs. Utah, Oct. 4, 1947 (57 rush, 0 pass)

Yards Gained Per Game

Season: 559.2, 2006 (7,828 in 14)

Average Gain Per Play

Season: 8.6, 2006 (913 plays, 7,829 yards)

Touchdowns Rushing, Passing

Season: 84, 2006 (22 rush, 62 pass)

Touchdowns Rushing, Passing Per Game

Season: 6.0, 2006 (84 in 14)

Most First Downs

Game: 38 vs. Army, Nov. 22, 2003

Season: 26.0, 2006 (365 in 14)

Fewest First Downs

Game: 2 vs. Utah, Oct. 4, 1947

Most First Downs By Rushing

Game: 23 vs. Cal State Fullerton, Sept. 30, 1978; vs. New Mexico, Oct. 10, 1987

Season: 15.08, 1992 (181 in 12)

Most First Downs By Passing

Game: 27, 2x at San José State, Oct. 12, 2007; vs. Northern Colorado, Sept. 1, 2007

Season: 20.4, 2007 (266 in 13)

Most Fumbles

Game: 9 vs. Santa Clara, Oct. 25, 1975

Season: 55, 1975 (lost 27)

Most Fumbles By Both Teams

Game: 14, Brigham Young (9), UH (5), Dec. 8, 2001

Most Fumbles Lost

Game: 8 vs. Fresno State, Nov. 22, 1957

Season: 27, 1975 (fumbled 55)

Most Fumbles Lost By Both Teams

Game: 12, Fresno State (4) and UH (8), Nov. 22, 1957

Fewest Fumbles

Season: 14, 1968 (lost 6 in 9 games)

Fewest Fumbles Lost Per Game

Season: 0.6, 1981 (lost 7 in 11 games)

Most Consecutive Games Without Losing A Fumble

Season: 7, 1981

Most Penalties Against

Game: 17 vs. Rutgers, Nov. 30, 1974 (185 yards); vs. Long Beach State, Sept. 21, 1985 (136 yards)

Season: 9.7, 2000 (116 in 12 games for 830 yards)

Most Penalties By Both Teams

Game: 32, at San José State (16 for 201) and UH (16 for 197), Nov. 6, 1999

Fewest Penalties Per Game

Season: 4.0, 1969 (40 in 10 games for 430 yards)

Most Yards Penalized

Game: 205 vs. Portland State, Oct. 22, 1977 (14 penalties)

Season: 96.8, 1977 (1,065 in 11 games, 94 penalties)

Most Yards Penalized By Both Teams

Game: 398, at San José State (201) and UH (197), Nov. 6, 1999 (32 penalties)

Fewest Yards Penalized Per Game

Season: 43.0, 1969 (430 in 10 games, 40 penalties)

PUNTING

Attempts

Game: 21 vs. Occidental, Nov. 24, 1927

Season: 7.2, 1968 (65 in 9)

Fewest Attempts Per Game

Season: 1.2, 2006 (17 in 14)

Average

Game (min. 5): 53.8 vs. Tulane, Dec. 25, 2002 (5 for 269)

Season: 44.83, 2015 (81 for 3,631 yards)

Net Average

Season: 41.51, 2015 (81 for 3,631 yards, 209 yards returned, 3 TBs)

KICKOFF RETURNS

Returns

Game: 12 vs. Boise State, Oct. 24, 2009 (237)

Season: 5.6, 1976 (62 in 11)

Fewest Returns Per Game

Season: 2.1, 1981 (23 in 11)

Return Yards

Game: 249 vs. BYU, Dec. 8, 2001 (6 returns)

Season: 124.0, 2012 (1,488 in 12)

Return Average

Game (min. 3): 50.3 vs. Air Force, Nov. 24, 2001 (3 returns, 151 yards)

Season: 30.3, 2001 (39 for 1,180 yards)

PUNT RETURNS

Returns

Game: 13 vs. Occidental, Nov. 24, 1927

Season: 4.6, 1968 (41 in 9)

Fewest Returns Per Game

Season: 0.57, 2016 (8 in 14)

Return Yards

Game: 188 vs. Linfield, Nov. 15, 1969 (5 returns)

Season: 42.8, 1990 (514 in 12)

Return Average

Game (min. 5): 37.6 vs. Linfield, Nov. 15, 1969 (5 returns)

Season: 14.0, 2004 (38 for 532 yards)

Touchdown Returns

3 vs. Linfield, Nov. 15, 1969

SCORING

Points

Game: 72 vs. Brigham Young, Dec. 8, 2001 (72-45)

Season: 656, 2006 (14 games)

Points In A Loss

Regulation: 48 vs. San José St. (57), Oct. 28, 2000
Overtime: 56 at Wyoming (59), Nov. 23, 2013

Points Per Game

Season: 46.9, 2006 (656 in 14)

Points In Two Consecutive Games

Season: 131, 2006 (68-10 vs. Idaho, Oct. 28, and 63-10 at Utah State, Nov. 4)

Points By A Losing Opponent

Game: 51 by Miami-Ohio (UH 52), Nov. 17, 2001

Points By Both Teams

Game: 117 vs. Brigham Young (45) and UH (72), Dec. 8, 2001

Touchdowns

Game: 10 vs. Brigham Young, Dec. 8, 2001; at Fresno State, Oct. 14, 2006

Season: 5.84, 2007 (76 in 13)

PATs Attempted

Game: 10 vs. Brigham Young, Dec. 8, 2001; at Fresno State, Oct. 14, 2006

PATs Made

Game: 9 vs. Prairie View, Oct. 20, 1979; vs. Long Beach State, Sept. 9, 1989; vs. Utah, Oct. 23, 1989; vs. Brigham Young, Dec. 8, 2001; vs. No. Colorado, Sept. 1, 2007; vs. Charleston Southern, Sept. 22, 2007; vs. Charleston Southern, Sept. 25, 2010

Season: 5.3, 2007 (70 in 13 games, att. 74)

Consecutive PATs Made

Season: 71, 2010

2 Seasons: 105, 2009-10

Two-Point Conversions Made Per Game

Season: 0.42, 1991 (5 in 12 games, att. 10)

Field Goals Attempted

Game: 7 vs. Brigham Young, Sept. 14, 1974 (made 5)

Field Goals Made

Game: 5 vs. Brigham Young, Sept. 14, 1974 (att. 7); vs. New Mexico, Oct. 17, 1981 (att. 6)

Season: 1.9, 1984 (21 in 11, att. 29)

DEFENSE

TOTAL OFFENSE

Fewest Plays Allowed

Game: 43, Oregon State, Dec. 2, 2006 (31 rush, 13 pass)

Season: 65.8, 1967 (658 in 10 games)

Fewest Yards Allowed

Game: 35, Cal State-LA, Oct. 9, 1971 (-6 rush, 41 pass)

Season: 2,083, 1967 (2,083 yards on 658 plays)

Most Yards Allowed

Game: 793, at Wyoming, Nov. 23, 2013 (295 rush, 498 pass)

Fewest Rushing, Passing Touchdowns Allowed Per Game

Season: 1.4, 1973 (15 in 11 games)

RUSHING

Fewest Rushes Allowed

Game: 17, Central Florida, Oct. 21, 1995 (11 yards)

Fewest Rushing Yards Allowed

Game: (-55), Brigham Young, Oct. 28, 1989

Season: 96.0, 1989 (1,152 in 12)

Most Yards Lost By Opponents Per Game

Season: 49.7, 1967 (497 in 10 games on 453 rushes)

Lowest Average Yards Allowed Per Attempt

Season: 2.3, 1967 (453 for 1043)

PASSING

Fewest Attempts Allowed

Game: 0, Air Force, Nov. 16, 2012

Fewest Completions Allowed

Game: 0, Air Force, Nov. 16, 2012 (att. 0)

Fewest Yards Allowed

Game: 0, Air Force, Nov. 16, 2012 (att. 0)

Season: 104.0, 1967 (1,040 in 10 games)

Fewest Yards Allowed Per Attempt

Season: 5.1, 1967 (205 for 1040)

Fewest Yards Allowed Per Completion

Season: 10.5, 1986 (178 for 1873)

Lowest Completion Percentage Allowed

Season: .371, 1974 (78 of 210)

Fewest Touchdowns Allowed By Passing

Season: 3, 1973

Sacks

Game: 10, Brigham Young, Oct. 28, 1989; vs. Idaho, Nov. 20, 2004

Season: 46, 2003 (46 sacks for a loss of 303 yards)

KICKING

Blocked Kicks

Game: 2 vs. New Mexico, Oct. 18, 1980 (FG, XPA); vs. Brigham Young, Nov. 22, 1984 (2 punts); San Diego State, Oct. 9, 1993 (2 FG); UTEP, Oct. 1, 1995 (1 punt, 1 FG); at SMU, Oct. 6, 2001 (2 punts); vs. Boise State, Nov. 10, 2001 (1 PAT, 1 FG); 2 at San José State, Nov. 15, 2014 (2 FG)

Season: 8, 1980 (3 FG, 3 P, 2 XP); 1982 (4 FG, 3 P, 1 XP)

Most Blocked Punts

Season: 3, 1978 (11 games, 46 punts); 1979 (11 games, 72 punts); 1980 (11 games, 64 punts); 1981 (11 games, 76 punts); 1982 (11 games, 63 punts); 1984 (11 games, 58 punts); 2011 (13 games, 62 punts)

RETURNS

Lowest Punt-Return Average Allowed

Season: 1.6, 2014 (18 for 29 yards)

Lowest Kickoff-Return Average Allowed

Season: 14.0, 1967 (41 for 575 yards)

Most Opponent Fumbles Recovered

Season: 32, 1974

SCORING

Fewest Points Allowed Per Game

Season: 11.81, 1981 (130 in 11)

Most Points Scored By The Defense

Season: 32, 2002 (5 TDs, 1 safety); 2007 (5 TDs, 1 safety)

Most Touchdowns Scored By The Defense

Season: 5, 1980; 1999; 2002; 2007; 2010

INTERCEPTIONS

Interceptions

Game: 9, San José State, Nov. 3, 1938
Season: 26, 1970

Interceptions Per Game

Season: 2.4, 1970 (26 in 11)

Interception Percentage

Season: .100, 1975 (21 of 208 attempts)

Interception-Return Yardage

Season: 421, 2007 (20 interceptions)

Interception-Return Yards Per Game

Season: 32.3, 2007 (421 in 13)

Interception-Return Average

Season: 26.9, 2001 (14 for 377)

Interceptions Returned For A TD

Season: 5, 2007

TEAM TOP PERFORMANCES

SCORING

OVERALL

SCORE	SCORE	OPPONENT	DATE
72	72-45	Brigham Young	12/08/01
68	68-37	at Fresno State	10/14/06
68	68-10	Idaho	10/28/06
67	67-20	Utah	09/23/89
66	66-7	UTEP	10/13/01
66	66-10	Charleston So.	09/22/07
66	66-7	Charleston So.	09/25/10

HOME

SCORE	SCORE	OPPONENT	DATE
72	72-45	Brigham Young	12/08/01
68	68-10	Idaho	10/28/06
67	67-20	Utah	09/23/89
66	66-7	UTEP	10/13/01
66	66-10	Charleston So.	09/22/07
66	66-7	Charleston So.	09/25/10

AWAY

SCORE	SCORE	OPPONENT	DATE
68	68-37	at Fresno State	10/14/06
63	63-10	at Utah State	11/04/06
62	62-41	at San José State	11/06/99
59	59-21	at New Mexico State	11/27/10
58	58-30	at UNLV	09/30/95

CONFERENCE (WAC & MW)

SCORE	SCORE	OPPONENT	DATE
68	68-37	at Fresno State	10/14/06
68	68-10	Idaho	10/28/06
67	67-20	Utah	09/23/89
66	66-7	UTEP	10/13/01
63	63-10	at Utah State	11/04/06

MOUNTAIN WEST

SCORE	SCORE	OPPONENT	DATE
56	56-59*	at Wyoming	11/23/13
48	48-10	UNLV	11/24/12
38	38-41	UNLV	10/15/16
38	38-21	Nevada	10/01/16
38	38-28	Wyoming	10/11/14
37	37-35	UNLV	11/22/14
37	37-39	at UNLV	10/12/13
37	37-42	Fresno State	09/28/13

*overtime

ALOHA STADIUM

SCORE	SCORE	OPPONENT	DATE
72	72-45	Brigham Young	12/08/01
68	68-10	Idaho	10/28/06
67	67-20	Utah	09/23/89
66	66-7	UTEP	10/13/01
66	66-10	Charleston So.	09/22/07
66	66-7	Charleston So.	09/25/10

OFFENSE YARDS

TOTAL YARDS

Yards	Pass/Rush	Opponent	Date
741	543/198	Army	11/22/03
697	337/360	Utah State	11/07/09
680	559/121	Arizona State	12/24/06
674	520/154	Nevada	10/12/02
667	359/308	BYU	12/01/90
653	434/219	Purdue	11/25/06
647	532/115	Louisiana Tech	10/02/10
646	543/103	BYU	12/08/01
642	343/299	UNLV	10/24/92
641	527/114	Houston	12/24/03
638	534/104	at La. Tech	10/18/03

PASSING YARDS

Yards	C-A	Opponent	Date
593	35-50	San José State	11/20/10
559	33-42	Arizona State	12/24/06
548	43-61	at Louisiana Tech	09/08/07
545	44-75	at San José State	10/12/07
543	42-61	Army	11/22/03
543	29-52	BYU	12/08/01
540	45-59	Northern Colorado	09/01/07
534	33-46	at Louisiana Tech	10/18/03
532	42-58	Louisiana Tech	10/02/10
531	40-59	New Mexico State	10/15/05

RUSHING YARDS

Yards	Att	Opponent	Date
489	NA	Lewis & Clark	09/21/57
454	53	at BYU	09/11/93
453	76	at New Mexico	10/10/87
447	66	at UTEP	10/31/92
440	63	Tulsa	11/28/92
439	63	UNLV	10/31/81
436	55	at UNLV	09/30/95
424	59	Colorado State	11/28/81
422	64	at Wyoming	08/31/91
419	74	Cal State Fullerton	09/30/78

DEFENSE YARDS

FEWEST TOTAL YARDS ALLOWED

Yards	Pass/Rush	Opponent	Date
35	41/-6	Cal State-LA	10/09/71
68	35/33	Portland State	09/16/72
94	77/17	Pacific	11/21/70
100	111/-11	Cal State Fullerton	09/05/87
112	65/47	Fresno State	11/28/70

FEWEST PASSING YARDS ALLOWED

Yards	C-A	Opponent	Date
0	0-0	Air Force	11/16/12
4	1-3	Ohio	09/07/96
7	1-8	Air Force	11/23/91
20	1-10	at Air Force	10/22/16
23	1-3	Air Force	11/01/91

FEWEST RUSHING YARDS ALLOWED

Yards	Att	Opponent	Date
-55	25	BYU	10/28/89
-37	18	at San Jose State	11/06/99
-20	26	Weber State	09/06/08
-13	39	Colorado State	09/10/83
-11	28	Cal State Fullerton	09/05/87



OPPONENT RECORDS

INDIVIDUAL

MOST YARDS RUSHING

339 Ron Dayne (Wisconsin), 1996
 300 Marshall Faulk (San Diego State), 1992
 294 LaDainian Tomlinson (TCU), 2000
 278 Deonce Whitaker (San José State), 2000
 268 Terry Metcalf (Long Beach State), 1971

MOST YARDS PASSING

518 Jeff Graham (Long Beach State), 1988
 513 Mark McKay (San Diego State), 1982
 507 Kellen Moore (Boise State), 2010
 498 Brett Smith (Wyoming), 2013
 471 John Erdhaus (Cal State Los Angeles), 1968

MOST YARDS TOTAL OFFENSE

640 Brett Smith (Wyoming), 2013
 531 Jeff Graham (Long Beach State), 1988
 510 Mark McKay (San Diego State), 1982
 507 Kellen Moore (Boise State), 2010
 484 Ben Roethlisberger (Miami, Ohio), 2001

MOST RECEPTIONS

18 J.R. Tolver (San Diego State), 2002
 15 Anthony Crissinger-Hill (Florida Atlantic), 2004
 14 Chad Hansen (California), 2016
 14 Eric Cross (Stanford), 1972
 14 Reno Mahe (BYU), 2001
 14 Andre Raymond (Eastern Illinois), 2002

MOST YARDS RECEIVING

283 J.R. Tolver (San Diego State), 2002
 256 Greg Primus (Colorado State), 1991
 221 Chris Williams (New Mexico State), 2008
 209 Patrick Rowe (San Diego State), 1990
 207 Derrick Washington (Long Beach State), 1988
 201 Demond Thompkins (UNLV), 1992

MOST ALL-PURPOSE YARDS

347 Ron Dayne (Wisconsin), 1996
 333 Terance Mathis (New Mexico), 1987
 328 Vai Sikahema (BYU), 1985
 326 Damaris Johnson (Tulsa), 2010
 305 Deonce Whitaker (San José State), 2000

MOST TOTAL TOUCHDOWNS

7 Stephon Jefferson (Nevada), 2012
 (6 rushing, 1 receiving)

LONGEST RUNS

89 Bryson Sumlin (Fresno State), 2004*
 85 Tyson Thompson (San José State), 2004
 85 Jared Zabransky (Boise State), 2004
 83 Fred Henry (New Mexico), 1971*
 80 Numerous; last by Tim Cornett (UNLV), 2011

LONGEST PASS PLAYS

91 Jeff Lindquist (Wash.) to John Ross, 2015
 90 Ken Boney (CSLA) to Jewel Thomas, 1969
 90 David Page (SMU) to Johnnie Freeman, 2001
 90 Scott Rislov (SJSU) to Juan Walden, 2002
 89 Don Van Galder (Utah) to Willie Arnstead, 1973*

LONGEST KICKOFF RETURNS

103 Errol Tucker (Utah), 1985
 100 Carlos Wiggins (New Mexico), 2015
 100 Marqise Lee (USC), 2012
 100 Kevin Robinson (Utah State), 2007
 100 Gerard Lawson (Oregon State), 2006
 100 Chris McAlister (Arizona), 1998

LONGEST PUNT RETURNS

92 Quinton Jones (Boise State), 2005
 89 Ronald Johnson (USC), 2010
 87 Rick Calhoun (Cal State Fullerton), 1986
 86 Charlie Jones (Fresno State), 1992
 86 Brian Roberson (Fresno State), 1995
 84 Dwight Lowery (San José State), 2007
 83 Jaron Dabney (BYU), 1997
 80 S. Jackson (Whitworth), 1968

LONGEST FIELD GOALS

55 Gene Lemmers (Long Beach State), 1989
 53 Steve Tobin (Wyoming), 1980
 53 Jake Rogers (Cincinnati), 2008
 52 Tyler Jones (Boise State), 2002
 52 Brandon Coutu (Georgia), 2007
 52 Jake Thompson (Utah State), 2013
 52 Andre Heidari (USC), 2013
 52 Tino Amancio (Idaho), 2008

LONGEST PUNTS

82 Monte Robbins (Michigan), 1986
 77 Mark Stock (New Mexico Highlands), 1970
 75 Kyle Brotzman (Boise State), 2008
 73 Kyle Hughes (New Mexico State), 2009
 73 Henry Castellanos (UTEP), 1985

LONGEST INTERCEPTION RETURNS

100 Harold Hicks (San Diego State), 1986*
 94 R. Ockimey (San José State), 2000*
 93 Mark Green (UNLV), 1973*
 85 Otha West (UTEP), 1991*
 81 Ollie Brown (Cal State Los Angeles), 1970

TEAM

MOST YARDS GAINED RUSHING

545 Air Force, 2001
 503 Fresno State, 2004
 499 Wisconsin, 1996
 492 Air Force, 2015
 479 Nebraska, 1982

MOST YARDS PASSING

518 Long Beach State, 1988
 515 Brigham Young, 2001
 513 San Diego State, 1982
 507 Boise State, 2010
 507 San Diego State, 2002

MOST YARDS TOTAL OFFENSE

793 Wyoming, 2013
 775 Nevada, 1948
 737 Boise State, 2010
 684 Oregon, 1969
 679 Fresno State, 2004

OPPONENT SCORING (OVERALL)

75	0-75	Pacific	12/16/49
74	20-74	Stanford	01/02/50
73	12-73	Nevada	12/17/48
70	14-70	at Fresno State	11/12/04
69	24-69	Nevada	09/22/12
69	3-69	at Boise State	10/29/04

OPPONENT SCORING (HOME)

75	0-75	Pacific	12/16/49
74	20-74	Stanford	01/02/50
73	12-73	Nevada	12/17/48
69	24-69	Nevada	09/22/12
63	17-63	USC	09/03/05

OPPONENT SCORING (AWAY)

70	14-70	at Fresno State	11/12/04
69	3-69	at Boise State	10/29/04
68	21-68	at Michigan State	10/02/48
66	0-66	at Wyoming	09/14/96
63	3-63	at Michigan	09/03/16
63	0-63	at Colorado State	10/04/97

OPPONENT SCORING (CONFERENCE)

70	14-70	at Fresno State	11/12/04
69	24-69	Nevada	09/22/12
69	3-69	at Boise State	10/29/04
66	0-66	at Wyoming	09/14/96
63	0-63	at Colorado State	10/04/97

OPPONENT SCORING (ALOHA STADIUM)

69	24-69	Nevada	09/22/12
68	3-68	Wisconsin	12/04/76
63	17-63	USC	09/03/05
62	7-62	USC	09/04/99
62	35-62	Tulsa	12/24/10

* denotes non-scoring play
 statistics incomplete prior to 1967 season

MARGINS

Largest Margin of Victory (All games)

MARGIN	SCORE	OPPONENT	DATE
65	65-0	Prairie View	10/20/79
59	66-7	Charleston Southern	09/25/10
59	66-7	UTEP	10/13/01
59	59-0	Southern Oregon	11/09/56
58	68-10	Idaho	10/28/06
57	63-6	Northern Colorado	09/01/07
56	66-10	Charleston Southern	09/22/07
55	55-0	at Redlands	10/09/48
53	63-10	at Utah State	11/04/06
53	63-10	Long Beach State	09/09/89
53	59-6	Colorado State	11/28/81
52	54-2	Lamar	09/15/12
52	52-0	UTEP	09/25/93
52	62-10	Yale	10/03/87
49	49-0	Fresno State	11/28/70
49	52-3	Santa Clara	10/13/79
48	48-0	British Columbia	10/05/68
47	67-20	Utah	09/23/89
46	60-14	New Mexico	09/30/89
44	61-17	Louisiana Tech	11/11/06
44	44-0	Cal State Fullerton	09/05/87
42	56-14	UC Davis	09/17/11
42	56-14	Brigham Young	10/28/89
42	45-3	New Mexico	11/05/88

Largest Margin of Victory (Home)

MARGIN	SCORE	OPPONENT	DATE
65	65-0	Prairie View	10/20/79
59	66-7	Charleston Southern	09/25/10
59	66-7	UTEP	10/13/01
59	59-0	Southern Oregon	11/09/56
58	68-10	Idaho	10/28/06
57	63-6	Northern Colorado	09/01/07
56	66-10	Charleston Southern	09/22/07
53	63-10	Long Beach State	09/09/89
53	59-6	Colorado State	11/28/81
52	54-2	Lamar	09/15/12
52	52-0	UTEP	09/25/93
52	62-10	Yale	10/03/87

Largest Margin of Victory (Road)

MARGIN	SCORE	OPPONENT	DATE
55	55-0	at Redlands	10/09/48
53	63-10	at Utah State	11/04/06
38	45-7	at Utah State	10/23/10
35	59-24	at New Mexico St.	11/27/10
35	49-14	at UNLV	09/15/07
34	40-6	at Lewis & Clark	09/26/57
31	68-37	at Fresno State	10/14/06
28	48-20	at Idaho	09/29/07
28	58-30	at UNLV	09/30/95
28	48-20	at Utah	09/24/88
28	35-7	at UTEP	11/07/81

Largest Margin of Victory (Conference)

MARGIN	SCORE	OPPONENT	DATE
59	66-7	UTEP	10/13/01
58	68-10	Idaho	10/28/06
53	63-10	at Utah State	11/04/06
53	59-6	Colorado State	11/28/81
52	52-0	UTEP	09/25/93
47	67-20	Utah	09/23/89
46	60-14	New Mexico	09/30/89
44	61-17	Louisiana Tech	11/11/06

42	56-14	Brigham Young	10/28/89
42	45-3	New Mexico	11/05/88

Largest Margin of Victory (Conference home)

MARGIN	SCORE	OPPONENT	DATE
59	66-7	UTEP	10/13/01
58	68-10	Idaho	10/28/06
53	59-6	Colorado State	11/28/81
52	52-0	UTEP	09/25/93
47	67-20	Utah	09/23/89
46	60-14	New Mexico	09/30/89
44	61-17	Louisiana Tech	11/11/06
42	56-14	Brigham Young	10/28/89
42	45-3	New Mexico	11/05/88
38	48-10	UNLV	11/24/12

Largest Margin of Victory (Conference road)

MARGIN	SCORE	OPPONENT	DATE
53	63-10	at Utah State	11/04/06
38	45-7	at Utah State	10/23/10
35	59-24	at New Mexico St.	11/27/10
31	68-37	at Fresno State	10/14/06
28	48-20	at Idaho	09/29/07
28	58-30	at UNLV	09/30/95
28	48-20	at Utah	09/24/88
28	35-7	at UTEP	11/07/81
25	31-6	at UTEP	09/21/02
24	24-0	at Idaho	09/24/05

Largest Margin of Victory (Aloha Stadium)

MARGIN	SCORE	OPPONENT	DATE
65	65-0	Prairie View	10/20/79
59	66-7	UTEP	10/13/01
58	68-10	Idaho	10/28/06
57	63-6	Northern Colorado	09/01/07
56	66-10	Charleston Southern	09/22/07

Largest Margin of Defeat (All games)

MARGIN	SCORE	OPPONENT	DATE
75	0-75	Pacific	12/16/49
66	3-69	at Boise State	10/29/04
66	0-66	at Wyoming	09/14/96
65	3-68	Nebraska	12/04/76
63	0-63	at Colorado State	10/04/97
61	12-73	Nevada	12/17/48
60	3-63	at Michigan	09/03/16
59	0-59	Oregon State	11/27/76
58	0-58	at Tulsa	09/22/51
56	14-70	at Fresno State	11/12/04
55	0-55	at San Diego State	11/05/16
55	0-55	at Boise State	10/3/15
55	7-62	USC	09/04/99
54	0-54	at Air Force	10/08/66
54	20-74	Stanford	01/02/50
52	0-52	at USC	11/15/30
51	7-58	Air Force	10/31/15
51	0-51	at Kentucky	09/13/58
50	0-50	Nebraska	11/26/54
50	7-57	at Arizona	09/20/52
49	10-59	Wisconsin	11/30/96

Largest Margin of Defeat (Home)

MARGIN	SCORE	OPPONENT	DATE
75	0-75	Pacific	12/16/49
65	3-68	Nebraska	12/04/76
61	12-73	Nevada	12/17/48
59	0-59	Oregon State	11/27/76
55	7-62	USC	09/04/99
54	20-74	Stanford	01/02/50
51	7-58	Air Force	10/31/15

50	0-50	Nebraska	11/26/54
49	10-59	Wisconsin	11/30/96
48	0-48	Utah State	11/26/66

Largest Margin of Defeat (Road)

MARGIN	SCORE	OPPONENT	DATE
66	3-69	at Boise State	10/29/04
66	0-66	at Wyoming	09/14/96
63	0-63	at Colorado State	10/04/97
58	0-58	at Tulsa	09/22/51
56	14-70	at Fresno State	11/12/04
55	0-55	at San Diego State	11/05/16
55	0-55	at Boise State	10/3/15
54	0-54	at Air Force	10/08/66
52	0-52	at USC	11/15/30
51	0-51	at Kentucky	09/13/58
50	7-57	at Arizona	09/20/52
48	8-56	at San Diego State	10/11/96
48	6-54	at Colorado State	09/18/65

Largest Margin of Defeat (Conference)

MARGIN	SCORE	OPPONENT	DATE
66	3-69	at Boise State	10/29/04
66	0-66	at Wyoming	09/14/96
63	0-63	at Colorado State	10/04/97
56	14-70	at Fresno State	11/12/04
55	0-55	at San Diego State	11/05/16
55	0-55	at Boise State	10/3/15
51	7-58	Air Force	10/31/15
48	8-56	at San Diego State	10/11/96

Largest Margin of Defeat (Conference home)

MARGIN	SCORE	OPPONENT	DATE
51	7-58	Air Force	10/31/15
45	9-54	Boise State	10/24/09
45	24-69	Nevada	09/22/12
39	10-49	San Diego State	11/18/95
36	16-52	Boise State	11/12/16
35	14-49	Boise State	11/10/12
31	14-45	Brigham Young	11/16/96
31	14-45	San Diego State	10/09/93

Largest Margin of Defeat (Conference road)

MARGIN	SCORE	OPPONENT	DATE
66	3-69	at Boise State	10/29/04
66	0-66	at Wyoming	09/14/96
63	0-63	at Colorado State	10/04/97
56	14-70	at Fresno State	11/12/04
55	0-55	at San Diego State	11/05/16
55	0-55	at Boise State	10/3/15
48	8-56	at San Diego State	10/11/96

Largest Margin of Defeat (Aloha Stadium)

MARGIN	SCORE	OPPONENT	DATE
65	3-68	Nebraska	12/04/76
59	0-59	Oregon State	11/27/76
55	7-62	USC	09/04/99
51	7-58	Air Force	10/31/15
49	10-59	Wisconsin	11/30/96

STREAKS

LONGEST WIN STREAK

GAMES	TEAM TO END STREAK	BEGAN	ENDED
13	Georgia	12/24/06	01/01/08
11	Brigham Young	11/01/80	11/14/81
9	Oregon State	09/30/06	12/02/06
8	Pacific	09/15/73	11/17/73
7	Iowa	09/29/84	12/01/84

LONGEST HOME WIN STREAK

GAMES	TEAM TO END STREAK	BEGAN	ENDED
11	Air Force	11/26/88	12/09/89
10	San Diego State	09/26/92	10/09/93
9	San José State	12/24/06	09/27/08
9	Alabama	11/17/01	11/30/02
8	Oregon State	12/03/05	12/02/06
8	USC	10/02/04	09/03/05

LONGEST HOME WIN STREAK (Aloha Stadium)

GAMES	TEAM TO END STREAK	BEGAN	ENDED
11	Air Force	11/26/88	12/09/89
10	San Diego State	09/26/92	10/09/93
9	San José State	12/24/06	09/27/08
9	Alabama	11/17/01	11/30/02

LONGEST ROAD WIN STREAK

GAMES	TEAM TO END STREAK	BEGAN	ENDED
7	Florida	10/14/06	08/30/08
6	Brigham Young	10/18/80	10/16/82
4	Wyoming	10/10/87	09/16/89

LONGEST WAC WIN STREAK

GAMES	TEAM TO END STREAK	BEGAN	ENDED
15	San José State	10/07/06	09/27/08
8	Brigham Young	11/08/80	11/14/81
8	Boise State	11/07/09	11/06/10

LONGEST MW WIN STREAK

GAMES	TEAM TO END STREAK	BEGAN	ENDED
2	UNLV	10/01/16	10/15/16
2	Fresno State	11/15/14	11/29/14

LONGEST LOSING STREAK

GAMES	TEAM TO END STREAK	BEGAN	ENDED
19	Eastern Illinois	10/18/97	09/11/99
11	Army	08/29/13	11/30/13
9	Louisiana-Monroe	09/26/15	11/28/15
8	UNLV	09/22/12	11/24/12
7	Boise State	11/11/95	09/21/96
5	three times		

LONGEST HOME LOSING STREAK

GAMES	TEAM TO END STREAK	BEGAN	ENDED
13	Eastern Illinois	10/25/97	09/11/99
5	Army	08/29/13	11/30/13
5	Boise State	11/18/95	09/21/96
5	Colorado State	12/01/84	11/02/85
4	Louisiana-Monroe	10/10/15	11/28/15
4	UNLV	11/26/83	09/22/84
4	Idaho	11/27/76	09/24/77

LONGEST ROAD LOSING STREAK

GAMES	TEAM TO END STREAK	BEGAN	ENDED
17	San José State	11/12/11	11/15/14
15	SMU	10/14/95	09/25/99
10	Brigham Young	10/26/74	10/05/79
9	San José State	11/29/14	10/08/16
6	Idaho	11/01/03	09/24/05

LONGEST CONFERENCE LOSING STREAK

GAMES	TEAM TO END STREAK	BEGAN	ENDED
12	SMU	10/11/97	09/25/99
10	UNLV	11/05/11	11/24/12
9	Nevada	11/29/14	10/01/16
9	UTEP	09/03/94	09/23/95
8	Wyoming	09/21/13	10/11/14

LONGEST WAC LOSING STREAK

GAMES	TEAM TO END STREAK	BEGAN	ENDED
12	SMU	10/11/97	09/25/99

LONGEST MW LOSING STREAK

GAMES	TEAM TO END STREAK	BEGAN	ENDED
9	Nevada	11/29/14	10/01/16
8	Wyoming	09/21/13	10/11/14
7	UNLV	09/22/12	11/24/12
4	San José State	10/18/14	11/15/14

ALL-TIME OVERTIME GAMES

Date	Opponent	W/L	Score
Nov. 22, 1997	Northeast Louisiana	L	20-23
Nov. 13, 1999	Fresno State	W	31-24 (2ot)
Oct. 6, 2001	at SMU	W	38-31
Dec. 25, 2003	Houston (HB)	W	54-48 (3ot)
Sept. 4, 2004	Florida Atlantic	L	28-35
Sept. 8, 2007	at Louisiana Tech	W	45-44
Oct. 12, 2007	at San José State	W	42-35
Oct. 4, 2008	at Fresno State	W	32-29
Nov. 21, 2009	at San José State	W	17-10
Nov. 16, 2013	San Diego State	L	21-28
Nov. 23, 2013	at Wyoming	L	56-59
Oct. 22, 2016	at Air Force	W	34-27 (2ot)

HB - denotes Hawai'i Bowl

Total Overtime Games: 12

Record in OT: 8-4

at Aloha Stadium: 2-3

on the Road: 6-1

First OT Game: Nov. 22, 1997 vs. Northeast Louisiana (L, 20-23)

Longest OT Game: 30T vs. Houston - 2003 Sheraton Hawai'i Bowl (W, 54-48)

Most OT Games in a Season: 2, 2007 and 2013

The overtime system in Division I-A football was adapted for the start of the 1996 season.

MISCELLANEOUS/ATTENDANCE

Victories In A Season

12, 2007 (13 games)

Victories In Two Consecutive Seasons

23, 2006 and '07

Consecutive Victories

Season: 12, 2007

2 Seasons: 13, 2006-07 (Dec. 24, 2006 vs. Arizona State through Dec. 1, 2007 vs. Washington)

Consecutive Home Victories

Season: 9, 1989 (Sept. 2-Tulane through Nov. 25-Oregon State)

2 Seasons: 11, 1988-89 (Nov. 26, 1988-Air Force through Nov. 25, 1989-Oregon State)

Consecutive Losses

19, beginning Oct. 18, 1997 (Brigham Young) through Sept. 4, 1999 (USC)

Consecutive Home Losses

13, beginning Oct. 25, 1997 through Sept. 4, 1999

Consecutive Road Losses

17, beginning Nov. 12, 2011 (Nevada) through Nov. 8, 2014 (Colorado State)

Consecutive Winning Seasons

9, 1967 through 1975

Consecutive Losing Seasons

5, 1994 through 1998; 2011 through 2015

Consecutive Games Without A Tie (Prior to tie-breaker rule)

166 from Sept. 20, 1969 (16-16 New Mexico Highlands) through Oct. 1, 1983 (27-27 San Diego State)

Total Shutouts Posted By UH: 32

Total Shutouts Posted By Opponents: 40

Largest Home Crowd

50,089 vs. Brigham Young, Oct. 22, 1988 (Aloha Stadium, Honolulu, O'ahu)

Largest Road Crowd

110,222 at Michigan, Sept. 3, 2016 (Michigan Stadium, Ann Arbor, Mich.)

Largest Neutral Site Crowd

74,383 vs. Georgia, Jan. 1, 2008 (Louisiana Superdome, New Orleans, La.; Allstate Sugar Bowl)

Most Home Games Drawing More Than 40,000 In A Season

9 in 1984 (9 games); 1989 (10 games)

Most Sellouts In A Season (Aloha Stadium)

2 in 1981, 1982, 1986 (8 games); 1984, 1988 (9 games); 2007 (7 games)

Largest Home Total Season Attendance

1.	445,348	1989	(44,535 avg. for 10 games)
2.	411,884	1984	(45,765 avg. for 9 games)
3.	401,864	1988	(44,652 avg. for 9 games)
4.	385,556	1987	(42,839 avg. for 9 games)
5.	359,242	1986	(44,905 avg. for 8 games)
6.	359,042	1985	(44,880 avg. for 8 games)
7.	348,095	1999	(38,677 avg. for 9 games)
8.	342,852	1980	(42,857 avg. for 8 games)
9.	340,261	1981	(42,533 avg. for 8 games)
10.	339,138	1983	(42,392 avg. for 8 games)
11.	336,183	1982	(42,023 avg. for 8 games)
12.	334,364	1979	(37,152 avg. for 9 games)
13.	331,041	1990	(41,380 avg. for 8 games)
14.	328,081	2008	(41,010 avg. for 8 games)
15.	327,295	1978	(36,366 avg. for 9 games)

Largest Home Average Season Attendance

1.	45,765	1984	(411,884 in 9 games)
2.	44,905	1986	(359,242 in 8 games)
3.	44,880	1985	(359,042 in 8 games)
4.	42,839	1987	(385,556 in 9 games)
5.	44,652	1988	(401,864 in 9 games)
6.	44,535	1989	(445,348 in 10 games)
7.	44,432	1992	(311,022 in 7 games)
8.	43,514	2007	(304,600 in 7 games)

9.	43,450	1991	(304,148 in 7 games)
10.	42,857	1980	(342,852 in 8 games)
11.	42,533	1981	(340,261 in 8 games)
12.	42,392	1983	(339,138 in 8 games)
13.	42,023	1982	(336,183 in 8 games)
14.	41,380	1990	(331,041 in 8 games)
15.	41,308	2003	(289,155 in 7 games)

Largest Home Crowds*

1.	50,089	Brigham Young, Oct. 22, 1988
2.	50,000	Brigham Young, Sept. 22, 1984
	50,000	Iowa, Dec. 1, 1984
	50,000	Air Force, Nov. 23, 1985
	50,000	Brigham Young, Nov. 8, 1986
	50,000	Michigan, Dec. 6, 1986
	50,000	Brigham Young, Oct. 24, 1987
	50,000	UTEP, Oct. 8, 1988
	50,000	Notre Dame, Nov. 30, 1991
	50,000	Brigham Young, Sept. 26, 1992
	50,000	USC, Sept. 4, 1999
	50,000	Portland State, Sept. 9, 2000
	50,000	Brigham Young, Dec. 8, 2001
	50,000	Alabama, Nov. 30, 2002
	50,000	USC, Sept. 3, 2005
	50,000	Oregon State, Dec. 2, 2006
	50,000	Boise State, Nov. 23, 2007
	50,000	Washington, Dec. 1, 2007

* all games played at Aloha Stadium

Largest Road Crowds

1.	110,222	at Michigan, Sept. 3, 2016
2.	107,145	at Ohio State, Sept. 12, 2015
3.	93,607	at USC, Sept. 1, 2012
4.	92,138	at Alabama, Sept. 2, 2006
5.	90,575	at Florida, Aug. 30, 2008
6.	80,829	at Wisconsin, Sept. 26, 2015
7.	75,615	at Nebraska, Sept. 16, 1978
8.	74,383	vs. Georgia, Jan. 1, 2008*
9.	74,043	at Michigan State, Sept. 10, 2005
10.	73,654	at USC, Sept. 13, 2003
11.	70,044	at Iowa, Sept. 7, 1991
12.	65,866	at Brigham Young, Oct. 19, 1991
13.	65,172	at Brigham Young, Oct. 16, 1982
14.	64,680	at Brigham Young, Oct. 28, 1995
15.	64,558	at Brigham Young, Oct. 18, 1997

* neutral-site game at Louisiana Superdome



UH has played before 18 sellouts at Aloha Stadium since 1975, including two during the 2007 season.



HAWAI'I FOOTBALL THROUGH THE YEARS

1900

1909

The College of Hawai'i "Fighting Deans" played and won its first game against McKinley High School.

Head Coaches

1909 - Austin Jones
1915 - John Peden
1916 - William Britton
1917 - Dave Crawford

1920

1920

The College of Hawai'i becomes the University of Hawai'i and the football team plays its first intercollegiate game against Nevada.

Head Coaches

1920 - Raymond Elliot
1921 - Otto "Proc" Klum

1923

A rainbow appears over the football field after UH upset Oregon State, 7-0, at Mō'ili'ili Field. Reporters begin calling UH teams the "Rainbows."

1940

1946

After taking a four-year hiatus due to World War II, UH returns to the gridiron as a member institution of the NCAA.

Head Coaches

1940 - Eugene "Luke" Gill
1946 - Tom Kaulukukui

An entire ocean away from its nearest NCAA opponent, the University of Hawai'i football program has a unique and storied history. This year marks the program's 101st season of competition.

THE BEGINNING

The College of Hawai'i was founded in 1907. Two years later, in 1909, the university fielded its first football team. The "Fighting Deans," as Hawai'i athletic teams were known then, defeated McKinley High School, 6-5, under head coach Austin Jones in its inaugural game. The historic game was played before 2,500 fans at O'ahu College, now known as Punahou School.

Because of limited travel opportunities, Hawai'i only played local high schools, military and club teams for its first eight seasons. In 1920, the College of Hawai'i became the University of Hawai'i and Raymond Elliot coached the first intercollegiate game against the University of Nevada (Reno). Nevada outscored Hawai'i, 14-0, at Mō'ili'ili Field on Christmas Day.

A POT OF GOLD

The 1921 season marked the arrival of Otto "Proc" Klum, who ushered in the "Golden Age of UH Football." Known as "The Mānoa Fox," Klum served as head coach and athlet-

ics director until 1939, compiling an 84-51-7 record.

Klum coached UH to its first victory over a collegiate opponent in 1922, a Christmas Day triumph over Pomona College, 25-6, at Punahou's Alexander Field. He also took the team to its first road game in 1923 via oceanliner against that same Pomona team at the Pasadena Rose Bowl. The trip took

five days. As a result of the prolonged hours of travel, later teams only traveled to the U.S. mainland every other year.

During Klum's reign, another UH tradition emerged. In the final game of the 1923 season, a rainbow

appeared over the gridiron late during the team's contest against Oregon State. The Deans scored shortly thereafter and held on to win, 7-0. Reporters started calling UH teams the "Rainbows," and the tradition began that whenever a rainbow appeared from the "Mānoa Mist" over the UH campus, Hawai'i could not lose.

THE WONDER YEARS

Under Klum's guidance, Hawai'i produced the "Wonder Teams" of 1924-25, which went undefeated both seasons. The "Wonder Teams" outscored their opponents, 606-29, in 18 games. Among the fallen were

Colorado, Colorado State and Washington State.

During the 1924 season, the Rainbows finished 8-0 and allowed only 12 points all season. The team concluded the season with a 13-0 shutout of Colorado on New Year's Day. The following season, only Washington State of the Pacific Coast Conference scored more than six points against the "Wonder Teams" and was only one of five teams to score at all. UH defeated the Cougars, 20-11, on New Year's Day to close out the 1925 season.

Among the many stars on those teams were the famed "Four Horsemen of Mānoa" - Bill "Doggie" Wise, Johnny Morse, Eddie Fernandez and Theodore "Pump" Searle—named after the gallant Notre Dame backfield.

A NEW HOME

In 1926, the Rainbows made the newly built Honolulu Stadium, a 24,000-seat facility in Mō'ili'ili, their homefield. UH played its first game at the stadium on Nov. 11 against the Town Team. Hawai'i lost that game, 14-7, before 12,000 Armistice Day fans.

That same season, the Rainbows

ROARING '20s

During the "Golden Age" of UH football, the teams produced a record of 53-21-5 in the 1920s, including consecutive undefeated seasons in 1924 (8-0) and 1925 (10-0).



TERMITE PALACE

Nicknamed for its deteriorating facade, Honolulu Stadium was home to Hawai'i football from 1926-74.





HAWAI'I FOOTBALL THROUGH THE YEARS

1950

1955

The Rainbows upset Nebraska, 6-0, in Lincoln in what is considered one of the school's all-time biggest upsets, four years before the Territory of Hawai'i becomes the 50th state of the Union.

Head Coaches

1951 - Archie Kodros
1952 - Hank Vasconcellos

1960

1966

UH completes its first all-collegiate schedule. The Rainbows are ranked as high as No. 5 in weekly Division II poll.

Head Coaches

1962 - Jim Asato
1965 - Clark Shaughnessy
1966 - Phil Sarboe
1967 - Don King
1968 - Dave Holmes

1970

1973

The Rainbows record the biggest upset in school history by defeating Washington, 10-7, in Seattle. UW was favored by as many as 50 points.

Head Coaches

1974 - Larry Price
1977 - Dick Tomey

1974

UH becomes an NCAA Division I member. In June 1976, the NCAA reclassifies and drops UH to Division I-A (now I-AA). Athletics Director Ray Nagel appeals the decision and the next month the NCAA reinstates UH to Division I status.

blanked the 8th Field Artillery and Healani by identical 101-0 scores. Against Healani, halfback Fernandez had one of the best single-game performances in UH history, scoring six times on runs, punts and an interception.

Four years later, UH played its first night game at the stadium. The Rainbows defeated the Honolulu Athletic Club, 28-0, Oct. 8, 1930, before 9,500 fans.

For 48 years, the affectionately nicknamed "Termite Palace" housed the Rainbows and their fans until the construction of Aloha Stadium in 1975.

THE GRASS SHACK

One of the earliest stars in UH history was Thomas Kaulukukui, a 5-foot-5, 140-pound back from

Hilo. As a member of UH's undefeated 1934 team, Kaulukukui helped lead the Rainbows to a 14-0 shutout of California in the New Year's Day Classic (later re-named the Poi Bowl). That team finished 6-0 and featured stars Maynard "Buster" Piltz and Anthony Morse.

The next year, Kaulukukui gained national fame and earned his nickname, the "Grass Shack," by legendary sportswriter Grantland Rice. During a 19-6 loss to UCLA at the Los Angeles Coliseum, Kaulukukui scored the team's lone touchdown, an electrifying 103-yard kickoff return, a record which still stands today.

Following that season, Kaulukukui became UH's first All-American when he was selected by the All-America Board of

Football, which included legendary Glenn "Pop" Warner.

WAR TIME ERA

The 1940 season marked the end of Klum's 19-year tenure as football coach. The decade was also marred by World War II.

In 1941, the Rainbows just completed a 20-6 Shrine Game victory over Willamette in front of a sold-out Honolulu Stadium crowd

of 24,000. The next morning, Japan invaded Pearl Harbor, resulting in the cancellation of the team's upcoming game against San José State and the 1942-45 seasons. Lost in the news of the attack was the

naming of halfback Nolle Smith as a first-team Associated Press Little All-American.

UH returned to the gridiron in 1946 after the conclusion of the war. That same year also marked the program's entrance into the NCAA under head coach Kaulukukui. Hawai'i finished the season with an 8-2 record, culminating with a 19-16 victory over Utah in the Pineapple Bowl (formerly Poi Bowl).

In the late 1940s, the team began to travel by air, making the journey to the West Coast in an unheard-of nine hours. To cut down on costs, the teams stayed on the U.S. mainland for at least two weeks at a time.

Following the 1949 season, Harry

"Clown" Kahuanui became the first UH player to be invited to the East-West Shrine Game and was named an honorable mention All-American by United Press International.

Kaulukukui coached until 1951 and accumulated a record of 34-18-3, becoming one of the school's winningest coaches at the time. As a result of his achievements as a player and coach, he was chosen as a charter member of the National Football Hall of Fame Association.

HAMMERIN' HANK

The 1950s marked the arrival of the Hank Vasconcellos era as head coach and athletics director. Vasconcellos, a Maui native, coached the Rainbows for nine seasons during the program's highest and lowest moments.

The 1954 season ended with a humbling 50-0 loss to Orange Bowl-bound Nebraska in front of a crowd of 20,000 fans at Honolulu Stadium.

In the rematch between the schools the next season, the Rainbows pulled off one of the biggest wins in the program's history before a crowd of 23,000 at Nebraska Stadium. As 40-point underdogs, the 27-member team won in Lincoln's 95-degree heat and 26 mile-per-hour winds. Of the 11

NO. 32

The only number retired in Hawai'i football history was worn by UH's first All-American, Thomas Kaulukukui. He still holds the school record for longest kickoff return (103) against UCLA in 1935 at the Los Angeles Coliseum and also went on to become one of UH's most successful coaches.



6-0!

A year after suffering a 50-0 blowout loss to Nebraska in Honolulu, the "Roaring Rainbows" upset the Cornhuskers, 6-0, in Lincoln, Sept. 17, 1955. Hartwell Freitas (with ball) scored the game's only touchdown in the fourth quarter.





HAWAI'I FOOTBALL THROUGH THE YEARS

1980

1986

Defensive end Al Noga becomes the school's first Associated Press All-American and was tabbed as UH's first Heisman Trophy candidate.

Head Coaches

1987 - Bob Wagner

1989

UH plays in the program's first major bowl game – the Jeep Eagle Aloha Bowl. Hawai'i falls to Michigan State of the Big 10, 33-13, before a sellout crowd at Aloha Stadium.

1990

1992

UH shares the WAC title for the first time ever and wins the Thrifty Car Rental Holiday Bowl, defeating Illinois, 27-17. Team posts school-record 11 victories.

Head Coaches

1996 - Fred vonAppen
1999 - June Jones

1999

June Jones takes over program and guides it to the best turnaround in NCAA history, winning nine games and finishing season as WAC co-champions. UH defeats Oregon State, 23-17, in Jeep O'ahu Bowl.

starters, seven played the entire 60 minutes, including star back Skippy Dyer, who broke up a Cornhusker pass on UH's 10-yard line with less than two minutes to play.

Despite a 34-0 shutout loss to San José State the next week, the Rainbows went on to finish with a 7-4 record and followed that season with a respectable 7-3 mark in 1956.

But only six years after that infamous victory over Nebraska and three consecutive losing seasons, the UH Board of Athletic Control, made up of faculty, students and alumni members, voted to abolish the football program in 1961 due to lack of finances.

ROCKY ROAD

Football returned to intercollegiate competition in 1962 behind the urging of new athletics director Young Suk Ko. The program went through five coaches in the decade, including former player Jim Asato and offensive guru Clark Shaughnessy, who led Stanford to a Rose Bowl victory.

After Shaughnessy's one-year "consultant" term concluded, the program went through turmoil with the firing of Ko and surprise hiring of Phil Sarboe as head coach. Sarboe coached for one year before bolting for northern California following the 1966 season, UH's first all-collegiate schedule. Sarboe's top assistant, Don King, took over for one year but quit after a 6-4 season amid tension with athletics director Bob Martin.

THE MODERN ERA

The arrival of head coach Dave Holmes in 1968 was the

beginning of the most successful years in school history. In six years as coach, Holmes guided his teams to a 46-17-1 record, including a pair of nine-win seasons. Holmes still ranks as the all-time leader at UH in winning percentage (.718).


In 1973, Hawai'i recorded its biggest upset in school history with a 10-7 road victory over the Pacific-8 Conference's Washington Huskies, who were favored by as many as 50 points. Harold Stringert intercepted three passes and lineman Levi Stanley had 11 tackles in the victory. The Rainbows won its first eight games that season and was ranked as high as No. 5 in the weekly Division II poll.

But following that season, Holmes resigned due to team turmoil. Larry Price, a former player who served as an assistant to the four previous coaches, was named head coach and served at that capacity for the next three years.

During Price's tenure, UH became an NCAA Division I member, changed its nickname to the Rainbow Warriors, introduced the "Hula-T" formation, and on Sept. 13, 1975,

HOUSE OF ALOHA

Aloha Stadium became the new home of UH football in 1975. Hawai'i fans have flocked to the 50,000-seat facility for the past 33 years.



NATIONAL EXPOSURE

Dick Tomey, a UCLA assistant who was hired to replace Price, put UH on the national

football map. Tomey headed the program from 1977-87. During his tenure, he guided Hawai'i into the Western Athletic Conference

in his third year and drastically upgraded the schedule by playing the likes of Nebraska, Oklahoma, USC, Iowa and Michigan.

In the 1977 season-finale, UH hosted nationally ranked USC, a team which featured Heisman Trophy winner Charles White. A record crowd of 48,767 at Aloha Stadium watched as the Rainbow Warriors nearly pulled off the upset against John Robinson's Trojans before falling 21-5.

During the third week of the 1984 season, the Rainbow Warriors faced Brigham Young. With just five minutes remaining, UH let a 13-12 lead slip away as the Cougars scored a late touchdown for the victory and later went on to win the national championship that season.


Following the 1986 season, defensive end Al Noga became the first UH player to be named a first team All-American by the Associated Press and was tabbed as the school's first Heisman Trophy candidate.

TRIPLE THREAT

After Tomey left UH for Arizona of the Pac-10, assistant coach Bob Wagner took over

GREEN MACHINE

From 1967-75, UH won 67 percent of its games and never suffered a losing season. Twenty-six players from this era went on to sign with professional teams. Under head coach Dave Holmes, Hawai'i opened the 1973 season with a 10-7 upset of Washington in front of 52,500 in Seattle, regarded by many as the biggest upset in school history.





HAWAI'I FOOTBALL THROUGH THE YEARS

2000

2002 - 2004

UH is invited to the Hawai'i Bowl in consecutive seasons. In the inaugural ConAgra Foods Hawai'i Bowl, the Warriors fall to Tulane, 36-28, but rebound for a marathon 54-48 triple-overtime victory over Houston in 2003 and, in 2004, a 59-40 win over UAB in the Sheraton Hawai'i Bowl.

2004

Quarterback Timmy Chang becomes the NCAA career passing leader, surpassing former Brigham Young signal caller Ty Detmer. Chang finishes his career with 17,072 yards and ranks second all-time behind Detmer with 122 career touchdown passes.

2006

Quarterback Colt Brennan completes the best season in school history for a quarterback, completing an NCAA single-season record 58 touchdowns and throwing for 5,549 yards. Brennan, winner of the Sammy Baugh Award as the nation's top passer, finishes sixth in the Heisman Trophy voting after breaking or tying 19 NCAA records, 17 WAC records, and 41 school records.

2007

A school-record five Warriors are picked in the NFL Draft and another six sign free-agent contracts in both the NFL and CFL.

UH completes a perfect 12-0 regular season and earns the program's first outright WAC title. The Warriors secure their first trip to a BCS game, the 2008 Allstate Sugar Bowl and Brennan earns a trip to New York City as a Heisman finalist.

2008

June Jones departs during a tumultuous period after the Sugar Bowl appearance in which AD Herman Frazier is fired. Jones leaves as UH's second winningest coach with 76 victories.

Head Coaches

2008 - Greg McMackin

the program and introduced the spread offense or "Triple Option" to Hawai'i. During his tenure, the offense, which featured two slotbacks and one fullback, frequently placed UH

among the top rushing teams in the country.

In the 1988 season opener, ninth-ranked Iowa came to the islands and the Rainbow Warriors shocked the Hawkeyes, 27-24, behind running back Heikoti Fakava's three touchdowns. It was also a coming-out party for freshman kicker Jason Elam, who booted two critical field goals in the fourth quarter.

After just two seasons, Wagner was named WAC Coach of the Year and led the Rainbow Warriors to their first major bowl game - the Jeep Eagle Aloha Bowl. UH fell to Michigan State, 33-13, but following the season, Wagner became the first UH coach to head an all-star team in the Hula Bowl.

In 1992, behind quarterback Michael Carter, Hawai'i won a share of the WAC championship and posted its first bowl game victory, a 27-17 defeat of Illinois in the Thrifty Car Rental Holiday Bowl. UH finished the season ranked No. 20 and months later, three-time All-American kicker Elam was drafted by the Denver Broncos in the third round.

During Wagner's nine seasons as head coach, Hawai'i defeated nationally ranked rival Brigham Young three times, including a 1990 victory on the day quarterback Ty

B-Y-WHO?

UH ended a 10-game losing streak to nationally ranked rival Brigham Young with an emphatic 56-14 victory on Oct. 28, 1989. The following year, the Rainbow Warriors routed the Cougars again, 59-28, on Dec. 1, the day BYU quarterback Ty Detmer won the Heisman Trophy. In the two games, UH quarterback Garrett Gabriel (right) completed 63-percent of his passes for 799 yards and seven touchdowns.



Detmer won the Heisman Trophy. In addition, Carter was one of a handful of quarterbacks in NCAA Division I history to rush and pass for 1,000 yards in the same season.

THE LONGEST YARD

Wagner was fired following consecutive losing seasons and

was replaced by Fred vonAppen in 1996. A former assistant coach with the NFL's San Francisco 49ers, vonAppen coached three disappointing seasons in which the Rainbow Warriors posted a 5-31 record.

UH lost 10 games in vonAppen's inaugural season and in 1998, Hawai'i suffered through a winless 0-12 campaign, a first in the program's rich history. Following that season, he was replaced by alumnus June Jones, who brought with him the explosive run-and-shoot offense.

Under Jones, UH dropped the "Rainbows" from its nickname and were simply known as the "Warriors" while introducing the new "H" logo that replaced the iconic rainbow logo. The Warriors began using the new nickname and featured the green "H" helmet at the start of the 2000 season.

RUNNIN'-N-SHOOTIN'

It only took one season under Jones' tutelage for the Hawai'i football program to return to championship form. Jones, whose run-and-shoot offense he perfected in the NFL, posted a 9-4 record in 1999, the best by a first-year head coach at UH.

Jones and the Warriors made history by recording the NCAA's best turnaround season (from 0-12 to 9-4). UH finished the season as WAC co-champions and defeated Oregon State, 23-17, in the Jeep O'ahu Bowl.

In 2001, the Warriors capped off a stellar season by handing Brigham Young a 72-45 romp on national television. Despite a 9-3 record, Hawai'i was snubbed for a bowl game. That snub became the impetus for the creation of the Hawai'i Bowl.

Later that year, wide receiver Ashley Lelie became the school's first-ever NFL first-round draft pick, being selected as the

19th overall selection by the Denver Broncos.

Over the next three seasons, Jones led the Warriors to bowl appearances. After a 10-win

season, UH was invited to the inaugural ConAgra Foods Hawai'i Bowl, where they lost to Tulane of Conference USA, 36-28. The next season, Jones and the Warriors met Houston in the Sheraton Hawai'i Bowl, a game which UH pulled out, 54-48, in triple-overtime and followed that with a 59-40 rout

BYE, BYE TY

Warrior quarterback Timmy Chang (right) broke the NCAA career passing-yards record on Nov. 6, 2004, against Louisiana Tech at Aloha Stadium. The Saint Louis School product ended his career with 17,072 yards, surpassing the previous record of 15,031 yards set in 1991 by Ty Detmer of Brigham Young.





HAWAI'I FOOTBALL THROUGH THE YEARS

2009

UH celebrates the 100th anniversary of the first football team.



2010

2010

UH wins a share of its fourth WAC title during a 10-win season and is invited to the Sheraton Hawai'i Bowl for the sixth time.

Head Coaches

2012 - Norm Chow

2016 - Nick Rolovich

2012

UH joins the Mountain West Conference in football after a 33-year run in the WAC.

2015

After compiling 10 wins in three-plus seasons, head coach Norm Chow is fired with four games remaining and is replaced on an interim basis by offensive line coach Chris Naeole. Former UH quarterback Nick Rolovich is hired in December.

2016

In his first season as head coach, Rolovich guides UH to its best record since 2010 and the program's first bowl win in a decade.

of UAB in the 2004 Sheraton Hawai'i Bowl.

Also in 2004, quarterback Timmy Chang became the NCAA's all-time passing leader and finished his career with 17,072 passing yards. In 2006, Chang's successor, Colt Brennan, won the Sammy Baugh Trophy as the nation's top quarterback. Brennan led the nation in seven statistical categories in one of the nation's most prolific passing seasons ever. Brennan and the Warriors garnered their first Top 25 ranking in 13 years and a 41-24 Sheraton Hawai'i Bowl win over Arizona State of the Pac-10.

IN COLT WE TRUST

Colt Brennan (right) finished his career as arguably one of college football's best quarterbacks of all time. A 2007 Heisman Trophy finalist, Brennan passed for 131 career touchdowns, breaking Ty Detmer's NCAA record of 121. In all, he broke or tied 31 NCAA records and led the Warriors to two bowl games, including a perfect 12-0 regular season in 2007.



FALL FROM GRACE

Following that record-breaking season, Jones left UH for SMU, which led to the dismissal of the school's athletics director and an exodus of players, including two of the

team's top returning receivers, both of whom declared for the NFL Draft.

However, just weeks after Jones' departure, defensive coordinator Greg McMackin was named head coach and assembled a staff which included former record-setting quarterback Nick Rolovich as offensive coordinator.

In four seasons, McMackin guided the Warriors to two Sheraton Hawai'i Bowl appearances, including 10 wins and a share of the WAC Championship in 2010. After a turbulent 2011 season, in which the Warriors were predicted to win the WAC but finished with a 6-7 record, McMackin retired and was replaced by Honolulu-native and longtime assistant coach Norm Chow.

CHOW TIME

Chow became the first Asian-American head coach of a major college football team after being hired at UH. He brought with him a resume that included being on the coaching staff of three national championship teams and coaching three Heisman Trophy-winning quarterbacks and six NFL first-round draft picks. He also brought in a pro-set offense.

The 2012 season also marked UH's entrance into the Mountain West Conference, ending a 33-year affiliation with the WAC. UH concluded its first season under Chow with a 3-9 mark, including a 1-7 record in the MWC.

In 2013, UH reintroduced the nickname "Rainbow Warriors," in an effort to standardize the school's nickname for its men's sports.

After compiling a 10-36 record, in three-plus seasons, Chow was fired with four games remaining in the 2015 season.

PRIDE ROCK

Nick Rolovich took over in December 2015 and brought a new attitude to his alma mater with slogans such as "Pride Rock" and "Live Aloha, Play Warrior." In just his first season, Rolovich guided the Warriors to a seven-win season and a trip to the Hawai'i Bowl, where UH defeated Middle Tennessee 52-35. Rolovich's new style of offense featured a

1,000-yard rusher and a 1,000-yard receiver for just the second time in program history and in the process, the Warriors snapped a five-year losing drought.

THE PERFECT SEASON


The next season, Brennan led UH to an undefeated 12-0 regular season and captured the program's first outright WAC championship with an emphatic win over Boise State. During their stretch run, the Warriors captivated the entire state as fans flocked Aloha Stadium with capacity crowds for the team's final three home games.

After a come-from-behind win over Washington in the season-finales that capped UH's perfect regular season, the Warriors were invited to the Allstate Sugar Bowl, the program's first-ever BCS bowl appearance. In front of a network audience on FOX, UH fell to third-ranked Georgia, 41-10.

Brennan was invited to New York City as the school's first Heisman Trophy finalist

ALOHA, JUNE

Head coach June Jones concluded a nine-year stint with the Warriors by compiling a 76-41 record with six bowl appearances. Jones led UH to an NCAA-record turnaround season in 1999 with a 9-4 record and a WAC co-championship. His teams won eight or more games six times, including a perfect 12-0 regular season in 2007.



FBS BOWL HISTORY

Date	Bowl	Opponent	Result	Location	Attendance
Dec. 25, 1989	Jeep Eagle Aloha	Michigan State	L, 13-33	Honolulu	50,000
<i>First appearance in an NCAA-sanctioned postseason bowl game.</i>					
Dec. 30, 1992	Thrifty Car Holiday	Illinois	W, 27-17	San Diego	44,457
<i>First appearance in a U.S. mainland bowl game...win catapults UH in the final polls for first time.</i>					
Dec. 25, 1999	Jeep O'ahu	Oregon State	W, 23-17	Honolulu	40,974
<i>Win caps an NCAA-record turnaround season as UH finishes 9-4 following an 0-12 campaign in 1998.</i>					
Dec. 25, 2002	ConAgra Hawai'i	Tulane	L, 28-36	Honolulu	35,513
<i>UH falls in the inaugural Hawai'i Bowl as the Warriors surrender eight sacks.</i>					
Dec. 25, 2003	Sheraton Hawai'i	Houston	W, 54-48 (3OT)	Honolulu	29,005
<i>Longest overtime game in school history as UH outlasts Cougars in three overtimes.</i>					
Dec. 24, 2004	Sheraton Hawai'i	UAB	W, 59-40	Honolulu	38,754
<i>UH scores its most-ever points in a bowl game, led by Timmy Chang who surpasses 17,000 career passing yards.</i>					
Dec. 24, 2006	Sheraton Hawai'i	Arizona State	W, 41-24	Honolulu	43,435
<i>Jason Rivers sets an NCAA bowl-game record with 307 receiving yards...Colt Brennan sets school mark with 559 yards passing.</i>					
Jan. 1, 2008	Allstate Sugar	Georgia	L, 10-41	New Orleans	74,383
<i>First-ever BCS bowl appearance as UH entered with a 12-0 record...first mainland bowl in 15 years...largest crowd ever for a UH bowl.</i>					
Dec. 24, 2008	Sheraton Hawai'i	Notre Dame	L, 21-49	Honolulu	45,718
<i>Sixth bowl appearance in seven years...loss ends a streak of three straight Hawai'i Bowl wins.</i>					
Dec. 24, 2010	Sheraton Hawai'i	Tulsa	L, 35-62	Honolulu	43,673
<i>UH suffers third straight bowl loss while giving up a bowl-record 62 points...UH still finishes with a 10-win season.</i>					
Dec. 24, 2016	Hawai'i	Middle Tennessee	W, 52-35	Honolulu	23,175
<i>UH ends a five-year bowl drought and picks up first bowl win in 10 years...UH sets new bowl record with 35 first-half points.</i>					

Bowl Appearances: 11

All-Time Record: 6-5

In Hawai'i: 5-4

On Mainland: 1-1



COLLEGE DIVISION BOWL HISTORY

In its early years, the University of Hawai'i participated in several New Year's Day bowl games as a way to play major mainland college teams. From 1934-35, UH competed in the New Year's Classic, later renamed the Poi Bowl in 1936 and Pineapple Bowl in 1940.

The games were played at old Honolulu Stadium either on New Year's Day or Jan. 2. UH posted a 5-9 all-time record in those games, including upsets of California (14-0) in 1935 and Utah (19-16) in 1947.

Due to World War II, the Pineapple Bowl was suspended from 1942-46. The bowl returned in 1947 and lasted until 1952.

NEW YEAR'S CLASSIC

Date	Opponent	Result
Jan. 1, 1934	Santa Clara	L, 7-26
Jan. 1, 1935	California	W, 14-0

POI BOWL

Date	Opponent	Result
Jan. 1, 1936	Southern California	L, 6-38
Jan. 2, 1937	Honolulu All-Stars	W, 18-12
Jan. 1, 1938	Washington	L, 13-53
Jan. 2, 1939	Cal State Los Angeles	L, 7-32

PINEAPPLE BOWL

Date	Opponent	Result
Jan. 1, 1940	Oregon State	L, 6-39
Jan. 1, 1941	Fresno State	L, 0-3
Jan. 1, 1947	Utah	W, 19-16
Jan. 1, 1948	Redlands	W, 33-32
Jan. 1, 1949	Oregon State	L, 27-47
Jan. 2, 1950	Stanford	L, 20-74
Jan. 1, 1951	Denver	W, 28-27
Jan. 1, 1952	San Diego State	L, 13-34




The inaugural Pineapple Bowl featured Oregon State and Hawai'i on New Year's Day 1940 in Honolulu. The Beavers overpowered the Rainbows, 39-6.

1989 JEEP EAGLE ALOHA BOWL

MICHIGAN STATE
HAWAI'I

33
13

December 25, 1989
Aloha Stadium (50,000) ▶ Honolulu, HI



HONOLULU - Playing on its home field of Aloha Stadium, the University of Hawai'i football team was the visitor in the Jeep Eagle Aloha Bowl VIII. The Rainbows wore their white road uniforms for the first time at home in a 33-13 loss to Michigan State.



It was Hawai'i's first appearance in an NCAA-sanctioned post-season bowl game and if stage fright

had anything to do with it, it may explain why the Rainbows were guilty of eight turnovers. Within the first 15 minutes of the game, the Rainbows had already committed four turnovers, one of which led to Blake Ezor's three-yard TD run for MSU.

The fourth turnover, a pass interception near the end of the opening quarter, resulted in Ezor taking it over from the 2 on the first play of the second quarter. This capped a 48-yard, seven-play drive with Ezor carrying five times. Moments later, an interception of a Gabriel pass by Carlos Jenkins led to a 30-yard field goal by John Langeloh. Langeloh added another field goal late in the half after a UH fumble, giving the Spartans a 19-0 lead at intermission.

Hawai'i tried to make a game of it in the second half with Gabriel hitting Chris Roscoe for an 11-yard touchdown to cut the lead to 19-6. But the Spartans then picked off their fourth interception of the game and drove 57 yards with Hyland Hickson gaining the final yard.

On the following series, Gabriel hit Dane McArthur with a 23-yard scoring toss only to see the Spartans come right back with a 48-yard drive and Ezor scoring his third touchdown of the game.

Ezor finished the game with three touchdowns, tying an Eagle Aloha Bowl record. He carried the ball 41 times for 179 yards, both new marks, and was selected by the media as the MVP for Michigan State.

SCORING SUMMARY

1st 03:59	MSU	B. Ezor 3-yd run (kick blocked)
2nd 14:53	MSU	B. Ezor 2-yd run (J. Langeloh kick)
07:15	MSU	J. Langeloh 30-yd field goal
01:02	MSU	J. Langeloh 34-yd field goal
3rd 09:45	UH	C. Roscoe 11-yd pass from G. Gabriel (kick blocked)
4th 10:13	MSU	H. Hickson 1-yd run (J. Langeloh kick)
08:07	UH	D. McArthur 23-yd pass from G. Gabriel (Z. Khan kick)
05:36	MSU	B. Ezor 26-yd run (J. Langeloh kick)

TEAM STATISTICS

	MSU	HAWAI'I
FIRST DOWNS	21	19
RUSHES-YARDS (NET)	225	82
PASSING YDS (NET)	116	198
Passes Att-Comp-Int	12-7-1	33-20-4
TOTAL OFFENSE PLAYS-YARDS	73-341	61-280

RUSHING: MSU-Ezor 41-179; Hawkins 1-31; Duckett 4-18. Hawai'i-McArthur 2-34; Ahuna 3-21; Farmer 8-18.

PASSING: MSU-Enos 7-12-2-116. Hawai'i-Gabriel 19-31-3-197; Niumatalolo 1-2-1-1.

RECEIVING: MSU-Bradley 4-85; Hickson 1-13; Young 1-11. Hawai'i-Roscoe 6-71.

1992 THRIFTY CAR RENTAL HOLIDAY BOWL

HAWAI'I
ILLINOIS

27
17

December 30, 1992
Jack Murphy Stadium (44,457) ▶ San Diego, CA



SAN DIEGO, Calif. - The University of Hawai'i made its first appearance in a U.S. mainland bowl game a successful one, defeating Illinois, 27-17, at Jack Murphy Stadium in San Diego, Calif.



After spotting the Illini the lead twice, 7-0 and 10-7, Hawai'i put together 20 second-half points to complete its most successful season ever with an 11-2 mark. When the final

polls came out several days later, the Rainbows were ranked 20th in the nation, the first time Hawai'i was listed in the final ratings.

With Illinois holding a 7-0 lead at the end of the first quarter, Travis Sims capped a 64-yard drive by going over from the 6-yard line to tie the score. Illinois responded on the next drive and Chris Richardson kicked a 19-yard field goal to make the score 10-7 at halftime.

The Rainbows went back to basics in the second half, sticking to their triple-option run by quarterback Michael Carter, scoring 20 unanswered points. UH took the kickoff and marched 80 yards in 13 plays with Sims going up the middle from the 1-yard-line to put Hawai'i ahead for good. After forcing the Illini to punt on the next series, Hawai'i marched 62 yards in 16 plays with Jason Elam kicking a 45-yard field goal to make it 17-10.

On its next possession, Illinois turned the ball over on its own 21-yard line. Two plays later, the Rainbows tried a fumble-rookie, but were called for an illegal procedure as the officials were not informed about the trick play. Elam kicked a 37-yard field goal to put Hawai'i up, 20-10.

UH's Zac Odom intercepted a Jason Verduzco pass and six plays later, Carter hit Darrick Branch for a 53-yard touchdown pass for a 27-10 UH lead. After the Illini scored with 4:42 remaining, Carter and UH ran out the clock. Carter was selected the Outstanding Offensive Player of the Game with 105 yards rushing and 115 yards passing. Junior Tagoai was voted the game's Outstanding Defensive Player.

SCORING SUMMARY

1st 02:32	ILL	Wright 14-yd pass from Verduzco (Richardson kick)
2nd 08:09	UH	T. Sims 6-yd run (J. Elam kick)
01:12	ILL	Richardson 19-yd field goal
3rd 09:29	UH	T. Sims 1-yd run (J. Elam kick)
01:04	UH	J. Elam 45-yd field goal
4th 11:19	UH	J. Elam 37-yd field goal
07:11	UH	D. Branch 53-yd pass from M. Carter (J. Elam kick)
04:42	ILL	Wright 18-yd pass from Verduzco (Richardson kick)

TEAM STATISTICS

	HAWAI'I	ILLINOIS
FIRST DOWNS	23	23
RUSHES-YARDS (NET)	59-287	32-108
PASSING YDS (NET)	115	239
Passes Att-Comp-Int	17-6-2	34-26-1
TOTAL OFFENSE PLAYS-YARDS	65-402	58-356

RUSHING: Hawai'i-T. Sims 29-113; M. Carter 21-105; B. Gordon 4-25. Illinois-Boyer 11-39; Feagin 7-31; Verduzco 10-30.

PASSING: Hawai'i-M. Carter 16-6-2-115; I. Jasper 1-0-0-0. Illinois-Verduzco 34-26-1-248.

RECEIVING: Hawai'i-B. Gordon 2-23; D. Branch 1-53; E. Kealoha 1-14; C. Hirota 1-14. Illinois-Wright 7-82; Strong 5-55; Feagin 4-15; Klein 3-59.

1999 JEEP O'AHU BOWL

HAWAI'I	23
OREGON STATE	17

December 25, 1999
Aloha Stadium (40,974) ▶ Honolulu, HI



HONOLULU - It was a fairy-tale ending for a fairy-tale season. Hawai'i capped its worst-to-first season with a 23-17 Christmas Day win over Oregon State in the Jeep O'ahu Bowl before a crowd of 40,974 at Aloha Stadium.



The Warriors, a year removed from a winless season, notched their ninth win against four losses.

Senior quarterback Dan

Robinson connected with Channon Harris for two scoring strikes and the Warrior defense recorded six sacks to help lead the school to a victory in its first bowl game in seven years.

Things did not start well for UH. OSU running back Ken Simonton busted loose in the first half, gaining 58 yards and rushing for a touchdown, while the Warrior offense struggled to get started.

The Warriors got their first break early in the second quarter when lineman Tony Tuioti recovered a fumble deep in Beaver territory. The turnover was converted into a 26-yard field goal by Eric Hannum.

Moments later, UH took a 10-7 lead when Harris finished an 80-yard drive with a 9-yard touchdown catch. OSU also failed to capitalize on numerous first-half scoring opportunities as Ryan Cesca missed field-goal attempts of 42 and 31 yards, while UH's Sean Butts blocked a third attempt.

Hawai'i took the lead for good when Robinson found a wide-open Harris for a 30-yard touchdown in the third quarter. A 23-yard field goal by Hannum four minutes later gave UH a 20-10 lead. UH sealed the game in the fourth quarter with its defense and the tough performance of O'ahu Bowl MVP Avion Weaver. The junior running back finished the game with 150 total yards of offense, including 85 on the ground.

The Beavers (7-5) outgained the Warriors, 438-349, including 159 yards rushing by Simonton. However, the UH defense held the OSU offense scoreless for nearly the entire second half. A 13-yard run by Simonton cut the lead to 23-17 with 1:31 left, but the Beavers were unable to recover the ensuing onside kick.

SCORING SUMMARY

1st 08:08	OSU	K. Simonton 1-yd run (R. Cesca kick)
2nd 12:40	UH	E. Hannum 26-yd field goal
06:05	UH	C. Harris 9-yd pass from D. Robinson (E. Hannum kick)
00:00	OSU	R. Cesca 37-yd field goal
3rd 06:30	UH	C. Harris 30-yd pass from D. Robinson (E. Hannum kick)
02:10	UH	E. Hannum 22-yd field goal
4th 02:58	UH	E. Hannum 35-yd field goal
01:27	OSU	K. Simonton 13-yd run (R. Cesca kick)

TEAM STATISTICS

	HAWAI'I	OSU
FIRST DOWNS	21	24
RUSHES-YARDS (NET)	24-83	35-169
PASSING YDS (NET)	266	269
Passes Att-Comp-Int	40-23-1	40-19-0
TOTAL OFFENSE PLAYS-YARDS	64-349	75-438

RUSHING: Hawai'i-A. Weaver 18-84; A. Thompson 1-3; C. Stutzmann 2-2; D. Robinson 3-minus 6. OSU-K. Simonton 18-157; A. Battle 6-19; J. Smith 11-minus 7.


PASSING: Hawai'i-D. Robinson 40-23-1-266. OSU-J. Smith 40-19-0-269.

RECEIVING: Hawai'i-C. Harris 5-81; A. Weaver 5-65; C. Stutzmann 4-50; A. Lelie 4-43; D. Carter 4-29; A. Brooks 1-minus 2. OSU-I. Percoats 5-67; R. Prescott 4-61; K. Simonton 3-25; Houshmandzadeh 2-53; S. Kintner 2-27; M. Maurer 1-16; M. Jones 1-14; R. Thompkins 1-6.

2002 CONAGRA FOODS HAWAI'I BOWL

TULANE	36
HAWAI'I	28

December 25, 2002
Aloha Stadium (35,513) ▶ Honolulu, HI



HONOLULU - Tulane rode its Green Wave into Honolulu with a 36-28 victory in the ConAgra Foods Hawai'i Bowl at Aloha Stadium.



Tulane (8-5) gained 429 total yards and sacked Warrior quarterbacks eight times to win the program's fourth bowl game. But it was the Tulane special teams that sparked a 30-point second half to overcome a 14-6 halftime deficit.

The Warriors took an early 14-0 lead with touchdown runs by Thero Mitchell and Josh Galeai. The Green Wave settled for two field goals, 22 and 37 yards respectively, by Seth Marler to get on the board before the end of the first half.

In the second half, Tulane used big returns by Lynaris Elpheage, who cut the lead to two with a 60-yard punt return for touchdown and a 56-yard punt return to set up the go-ahead score.

Tulane added to the lead after Warrior quarterback Shawn Withy-Allen fumbled in UH territory. One play later, Mewelde Moore rumbled 25 yards for a touchdown and Tulane had a 26-14 lead.

Hawai'i got the ball back just before the end of the third quarter after blocking a field-goal attempt and turned it into a touchdown. Withy-Allen, facing fourth-and-one, tossed a 57-yard strike to Justin Colbert, who turned and dashed untouched to bring the Warriors within five, 26-21.

Tulane answered with a 10-play, 80-yard drive that took 4:32 off the fourth-quarter clock. Withy-Allen hit Colbert on a crossing pattern for a 31-yard score to put the Warriors within reach, but a safety by the Green Wave ended all hopes.

Colbert caught nine passes for 158 yards and two touchdowns in his last game as a Warrior. Withy-Allen completed 18-of-31 passes for 239 yards and two touchdowns.

SCORING SUMMARY

1st 10:34	UH	T. Mitchell 1-yd run (J. Ayat kick)
2nd 08:35	UH	J. Galeai 2-yd run (J. Ayat kick)
05:01	TUL	S. Marler 22-yd field goal
02:28	TUL	S. Marler 37-yd field goal
3rd 10:44	TUL	L. Elpheage 60-yd punt return (J.P. Losman pass failed)
06:17	TUL	J.P. Losman 1-yd run (J.P. Losman rush)
02:16	TUL	M. Moore 25-yd run (J.P. Losman pass failed)
4th 13:26	UH	J. Colbert 57-yd pass from S. Withy-Allen (J. Ayat kick)
08:54	TUL	J.P. Losman 3-yd run (D. Davis pass)
05:12	UH	J. Colbert 31-yd pass from S. Withy-Allen (J. Ayat kick)

TEAM STATISTICS

	HAWAI'I	TULANE
FIRST DOWNS	23	25
RUSHES-YARDS (NET)	22-66	44-144
PASSING YDS (NET)	363	240
Passes Att-Comp-Int	52-32-1	39-20-0
TOTAL OFFENSE PLAYS-YARDS	74-429	83-384

RUSHING: Hawai'i-T. Mitchell 5-38; S. Withy-Allen 9-21; J. West 2-9; J. Galeai 1-2; C. Owens 1-0; T. Chang 4-minus 4. Tulane-M. Moore 30-116; J.P. Losman 12-21; D. Joseph 1-6; K. Coleman 1-1.

PASSING: Hawai'i-S. Withy-Allen 18-31-1-239; T. Chang 14-21-0-124. Tulane-J.P. Losman 20-39-0-240.


RECEIVING: Hawai'i-J. Colbert 9-158; J. Cockheran 9-87; N. Ilaoa 4-34; C. Owens 3-12; B. Komine 2-36; C. Herbert 2-20; J. West 1-14; K. Jackson 1-4; T. Mitchell 1-minus 2. Tulane-M. Moore 6-80; N. Narcisse 5-64; C. Bush 3-43; C. Davis 2-28; B. Hoover 1-20; D. Davis 1-6; T. Smith 1-0; L. Elpheage 1-minus 1.

2003 SHERATON HAWAI'I BOWL

**HOUSTON
HAWAI'I**

**48 30T
54**

December 25, 2003
Aloha Stadium (29,005) ▶ Honolulu, HI



HONOLULU - An all-world performance by quarterback Timmy Chang and a defense that came up with timely big plays and three overtimes amounted to a 54-48 Hawai'i win over Houston in front of 29,005 in the Sheraton Hawai'i Bowl on Dec. 25 at Aloha Stadium.



Chang came off the bench to throw for 475 yards and five touchdowns on 26-of-42 passing, and Kelvin Millhouse Jr. snagged two interceptions, one that led to the go-ahead touchdown, to help Hawai'i win its second bowl game in three tries under head coach June Jones.

Chang completed passes to eight different receivers, most notably to senior Jeremiah Cockheran, who finished with five catches for a game-high 162 yards, and true freshman Jason Rivers, who had a career night with seven catches for 143 yards and three TDs.

Quarterback Kevin Kolb, who finished 19-of-34 for 332 yards and two TDs, led the Cougars to a quick 10-0 lead. UH answered back with a Nolan Miranda field goal and Chang-to-Clifton Herbert 48-yard touchdown.

Houston took a 20-13 lead at the break, but the Warrior defense and Chang responded. The defense forced two punts and two interceptions, while Chang connected on 8-of-12 for 191 yards and two scores to take the lead, 27-20, at the end of the third.

Houston scored 14 points in the fourth, including the tying TD with 22 seconds left in regulation. The teams matched touchdowns in two overtimes and Michael Brewster scored the game-winner on an 8-yard run to leave it up to the Warrior defense, which held Houston to four-and-out on the final stand.

SCORING SUMMARY

1st 11:53	HOU	C. McCullar 34-yd pass from K. Kolb (D. Bell kick)
09:05	HOU	D. Bell 21-yd field goal
05:48	UH	N. Miranda 19-yd field goal
2nd 14:28	UH	C. Herbert 48-yd pass from T. Chang (N. Miranda kick)
11:16	HOU	J. Battle 2-yd run (D. Bell kick)
04:42	HOU	D. Bell 35-yd field goal
01:53	UH	N. Miranda 29-yd field goal
3rd 13:23	UH	M. Brewster 1-yd run
04:35	UH	J. Rivers 7-yd pass from Chang, T. (N. Miranda kick)
4th 14:18	HOU	J. Battle 2-yd run (D. Bell kick)
09:51	UH	J. Rivers 4-yd pass from T. Chang (N. Miranda kick)
00:22	HOU	V. Marshall 81-yd pass from K. Kolb (D. Bell kick)
10T 15:00	UH	B. Komine 11-yd pass from T. Chang (N. Miranda kick)
15:00	HOU	A. Evans 6-yd run (D. Bell kick)
20T 15:00	HOU	J. Battle 4-yd run (D. Bell kick)
15:00	UH	J. Rivers 18-yd pass from T. Chang (N. Miranda kick)
30T 15:00	UH	M. Brewster 8-yd run (T. Chang pass failed)

TEAM STATISTICS

	HOUSTON	HAWAI'I
FIRST DOWNS	21	26
RUSHES-YARDS (NET)	54-185	38-114
PASSING YDS (NET)	332	527
Passes Att-Comp-Int	34-19-2	47-29-1
TOTAL OFFENSE PLAYS-YARDS	88-517	85-641

RUSHING: Houston-J. Battle 19-124; A. Evans 22-66; M. Schirmer 2-8; K. Kolb 8-7; V. Marshall 2-minus 9. Hawai'i-M. Brewster 14-79; J. West 6-33; M. Bass 6-27; J. Whieldon 5-12; T. Chang 6-minus 36.

PASSING: Houston-K. Kolb 19-34-2-332. Hawai'i-T. Chang 26-42-1-475; J. Whieldon 3-5-0-52.

RECEIVING: Houston-V. Marshall 7-157; C. McCullar 5-103; B. Middleton 3-25; J. Pritchett 2-31; K. Kolb 1-8; M. Hopkins 1-8. Hawai'i-J. Rivers 7-143; B. Komine 7-73; J. Cockheran 5-162; M. Brewster 3-40; G. Welch 3-31; S. Poumele 2-27; C. Herbert 1-48; M. Bass 1-3.

2004 SHERATON HAWAI'I BOWL

**UAB
HAWAI'I**

**40
59**

December 24, 2004
Aloha Stadium (38,754) ▶ Honolulu, HI



HONOLULU - Hawai'i outscored Alabama-Birmingham (UAB), 31-14, in the second half to win the Sheraton Hawai'i Bowl, 59-40, Dec. 24 at Aloha Stadium. A crowd of 38,754 filled the stands, then the largest in Sheraton Hawai'i Bowl history.



Quarterback Timmy Chang threw for 405 (31-of-46) yards and four touchdowns, and rushed for another, while slot receiver Chad Owens caught eight

passes for 114 yards and two touchdowns, and scored another on a 59-yard punt return, to put an exclamation point on both storied careers. The two were named the game's co-MVPs.

The teams traded scoring and UAB's Nick Hayes added a 36-yard field goal to make it 28-26 at halftime.

The Warriors took control in the second half. Chang threw a 15-yard strike to Owens to put Hawai'i ahead, 35-26. The pass put Chang over the 17,000-yard mark as college football's career passing leader. Four minutes later, Owens returned a punt for a 59-yard score down the near sideline to put the Warriors up, 42-26.

Justin Ayat added a 43-yard field goal, but quarterback Darrell Hackney managed an 80-yard drive and scored on a 4-yard touchdown rush to bring the score to 45-33, heading into the fourth quarter.

Chang helped put the game out of reach, putting together a 15-play, 85-yard drive, capped by a 4-yard touchdown scramble with 9:05 left to play. Hackney hit Lance Rhodes for a 17-yard touchdown to cut the Warrior lead to 12 with 2:05 left in the game, but Britton Komine returned the onside kick 42 yards to the house to end all hopes for the Blazers.

SCORING SUMMARY

1st 11:06	UAB	R. White 51-yd pass from D. Hackney (N. Hayes kick blocked)
10:45	UH	J. Rivers 74-yd pass from T. Chang (J. Ayat kick)
08:19	UAB	D. Burks 4-yd run (N. Hayes kick)
05:32	UH	W. Keliikipi 4-yd run (J. Ayat kick)
03:57	UH	G. Welch 29-yd pass from T. Chang (J. Ayat kick)
2nd 13:43	UH	N. Hayes 22-yd field goal
09:14	UH	C. Owens 13-yd pass from T. Chang (J. Ayat kick)
06:03	UAB	N. Drinkard 10-yd run (N. Hayes kick)
00:03	UAB	N. Hayes 36-yd field goal
3rd 11:47	UH	C. Owens 15-yd pass from T. Chang (J. Ayat kick)
07:44	UH	C. Owens 59-yd punt return (J. Ayat kick)
03:41	UH	J. Ayat 43-yd field goal
00:21	UAB	D. Hackney 4-yd run (N. Hayes kick)
4th 09:40	UH	T. Chang 4-yd run (J. Ayat kick)
02:06	UAB	L. Rhodes 17-yd pass from D. Hackney (N. Hayes kick)
01:55	UH	B. Komine 42-yd kickoff return (J. Ayat kick)

TEAM STATISTICS

	HAWAI'I	UAB
FIRST DOWNS	23	31
RUSHES-YARDS (NET)	16-84	36-173
PASSING YDS (NET)	405	417
Passes Att-Comp-Int	47-31-0	54-31-1
TOTAL OFFENSE PLAYS-YARDS	63-489	90-590

RUSHING: Hawai'i-M. Brewster 7-60; W. Keliikipi 6-27; T. Chang 3-minus 3. UAB-D. Burks 14-55; C. White 8-53; N. Drinkard 5-36; M. Elliott 4-26; D. Hackney 5-3.

PASSING: Hawai'i-T. Chang 31-46-0-405; J. Rhodes 0-1-0-0. UAB-D. Hackney 31-54-1-417.

RECEIVING: Hawai'i-J. Rivers 11-148; C. Owens 8-114; G. Welch 6-85; B. Komine 4-44; W. Keliikipi 2-14. UAB-R. White 6-113; B. Chavez 5-81; N. Drinkard 5-58; L. Rhodes 4-64; C. Duncan 3-28; D. Burks 3-20; R. Lindsey 3-19; C. White 2-34.

2006 SHERATON HAWAII BOWL

HAWAII	41
ARIZONA STATE	24

December 24, 2006

Aloha Stadium (43,435) ▶ Honolulu, HI



HONOLULU – The largest crowd in Sheraton Hawaii Bowl history (43,435) saw Hawaii score 38 second-half points to defeat Arizona State, 41-24, Dec. 24 at Aloha Stadium.



Warrior quarterback Colt Brennan threw for a school-record 559 yards (33 of 42) and five touchdowns, giving him 58 touchdown passes on the season, a new NCAA record. Jason

Rivers tied the school record with 14 catches for a school- and NCAA bowl game-record 308 yards and two touchdowns. Both were named Sheraton Hawaii Bowl co-Most Valuable Players, along with Arizona State's Ryan Torain who finished the game with 18 carries for 160 yards and one touchdown.

For the first time since opening day, Hawaii (11-3) did not score a touchdown in the first half, squandering scoring opportunities, a missed field goal in the first quarter and an interception in the second, allowing Arizona State to take a 10-3 halftime lead.

But the Warriors erupted for 21 points in the third quarter when Brennan threw touchdown strikes to Rivers (38 yards), and two to Ryan Grice-Mullen (7 and 36 yards, respectively) to take a 24-10 lead heading into the fourth quarter. Grice-Mullen finished with eight catches for 111 yards and two touchdowns.

Dan Kelly added a 43-yard field goal before Arizona State (7-6) scored 14 straight points to cut the Warrior lead to three, 27-24, with 10:25 left to play.

But Brennan and the Warrior offense were not finished. Brennan found Davone Bess for a 21-yard touchdown to cap an 80-yard drive, and Rivers capped a 95-yard drive with a 79-yard touchdown catch-and-run to seal the win.

SCORING SUMMARY

1st 01:59	ASU	J. Ainsworth 44-yd field goal
2nd 12:35	UH	D. Kelly 42-yd field goal
05:21	ASU	B. Smith 37-yd pass from R. Carpenter (J. Ainsworth kick)
3rd 12:29	UH	J. Rivers 38-yd pass from C. Brennan (D. Kelly kick)
08:46	UH	R. Grice-Mullen 7-yd pass from C. Brennan (D. Kelly kick)
02:14	UH	R. Grice-Mullen 36-yd pass from C. Brennan (D. Kelly kick)
4th 13:04	UH	D. Kelly 43-yd field goal
12:21	ASU	R. Torain 12-yd run (J. Ainsworth kick)
10:25	ASU	M. Jones 4-yd pass from R. Carpenter (J. Ainsworth kick)
05:16	UH	D. Bess 21-yd pass from C. Brennan (D. Kelly kick)
02:01	UH	J. Rivers 79-yd pass from C. Brennan (D. Kelly kick)

TEAM STATISTICS

	HAWAII	ASU
FIRST DOWNS	32	18
RUSHES-YARDS (NET)	27-121	36-200
PASSING YDS (NET)	559	191
Passes Att-Comp-Int	42-33-1	26-13-0
TOTAL OFFENSE PLAYS-YARDS	69-680	62-391

RUSHING: Hawaii-I-N. Ilaoa 18-97; C. Brennan 7-15; R. Mauia 2-9. ASU-R. Torain 18-160; D. Nance 7-21; S. DeWitty 3-17; K. Herring 3-9; R. Carpenter 5-minus 7.

PASSING: Hawaii-I-C. Brennan 33-42-1-559. ASU-R. Carpenter 13-26-0-191.

RECEIVING: Hawaii-I-J. Rivers 14-308; R. Grice-Mullen 8-111; D. Bess 5-65; N. Ilaoa 4-56; C. Mock 1-15; I. Sample 1-4. ASU-M. Jones 5-72; S. DeWitty 2-35; R. Torain 2-28; B. Smith 1-37; C. McGaha 1-8; B. Miller 1-8; Z. Miller 1-3.

2008 ALLSTATE SUGAR BOWL

HAWAII	10
GEORGIA	41

January 1, 2008

Louisiana Superdome (74,383) ▶ New Orleans, LA



NEW ORLEANS - The No. 10 University of Hawaii Warriors (12-1) had its dreams of a perfect season come to an end with a 41-10 loss at the hands of No. 4 Georgia (11-2) in front of a sold-out crowd of 74,383 at the 2008 Allstate Sugar Bowl at the Louisiana Superdome.



Colt Brennan had his lowest career passing total as a starter, going 22-for-38 with 169 yards and three

interceptions. He ended his career with 31 NCAA records.

Jason Rivers had another big bowl game, catching 10 passes for 105 yards, his fourth 100-plus yard game in four bowl games played. Ryan Grice-Mullen scored the lone touchdown reception for the Warriors.

Georgia scored on its first possession as Knowshon Moreno ran in a 17-yard touchdown before UH answered with an 11-play, 42-yard drive resulting in a 41-yard field goal by Dan Kelly.

But it was all Georgia from then on, as the Bulldogs scored on their next three possessions. Moreno started it with an 11-yard touchdown run. They then followed it up with a 52-yard field goal by Brandon Coutu and an 11-yard touchdown pass from Matthew Stafford to Sean Bailey, making the score 24-3 at halftime.

Georgia would add another touchdown on a fumble recovery by Sugar Bowl Most Outstanding Player Marcus Howard. The Bulldogs added 10 more points to make it 41-3 before UH was able to score their only touchdown.

Tyler Graunke entered the game in the middle of the fourth quarter and went 13-for-19 with 142 yards while leading the Warriors to their lone touchdown drive.

SCORING SUMMARY

1st 09:42	UGA	K. Moreno 17-yd run (B. Coutu kick)
04:20	UH	D. Kelly 41-yd field goal
00:57	UGA	K. Moreno 11-yd run (B. Coutu kick)
2nd 09:36	UGA	B. Coutu 52-yd field goal
08:00	UGA	S. Bailey 11-yd pass from M. Stafford (B. Coutu kick)
3rd 08:57	UGA	M. Howard 0-yd fumble recovery (B. Coutu kick)
01:40	UGA	T. Brown 1-yd run (B. Coutu kick)
4th 14:32	UGA	B. Coutu 45-yd field goal
10:32	UH	R. Grice-Mullen 16-yd pass from T. Graunke (D. Kelly kick)

TEAM STATISTICS

	HAWAII	UGA
FIRST DOWNS	20	19
RUSHES-YARDS (NET)	18-5	40-160
PASSING YDS (NET)	311	175
Passes Att-Comp-Int	57-35-4	27-14-1
TOTAL OFFENSE PLAYS-YARDS	75-306	67-335

RUSHING: Hawaii-I-K. Pilaes 7-26; D. Libre 1-7; D. Farmer 1-0; C. Brennan 9-minus 38. Georgia-T. Brown 19-73; K. Moreno 9-61; A.J. Bryant 1-20; K. Lumpkin 3-7; B. Southerland 3-4; M. Stafford 2-0; TEAM 3-minus 5.

PASSING: Hawaii-I-C. Brennan 22-38-3-169; T. Graunke 13-19-1-142. Georgia-M. Stafford 14-23-1-175; J. Cox 0-4-0-0.

RECEIVING: Hawaii-I-J. Rivers 10-105; D. Bess 7-53; R. Grice-Mullen 6-37; C.J. Hawthorne 4-73; D. Libre 3-15; D. Farmer 2-17; K. Pilaes 2-8; J. Laumoli 1-3. Georgia-M. Massaquoi 5-54; K. Durham 3-48; K. Moreno 2-26; S. Bailey 2-18; M. Moore 1-17; T. Chandler 1-12.

2008 SHERATON HAWAI'I BOWL

HAWAI'I	21
NOTRE DAME	49

December 24, 2008

Aloha Stadium (45,718) ▶ Honolulu, HI



HONOLULU – Hawai'i concluded its 2008 campaign with a 49-21 loss to Notre Dame in the Sheraton Hawai'i Bowl Christmas Eve at Aloha Stadium. UH finished the year with a 7-7 record.



Making its sixth bowl appearance in the last seven years, the Warriors could do little to contain the Fighting Irish who finished with a 7-6 mark. The loss ended a string of three

straight Hawai'i Bowl wins for UH dating back to 2003.

Jimmy Clausen passed for 401 yards and five touchdowns to end Notre Dame's nine-game bowl losing streak and give the Fighting Irish their first bowl win in 15 years. Clausen, who passed for 302 yards and three touchdowns in the first half, completed 22-of-26 passes en route to co-MVP honors.

Clausen shared the MVP award with sophomore receiver Golden Tate, his primary target, who hauled in six passes for 177 yards. Tate caught touchdown passes of 69, 18 and 40 yards. The three touchdown receptions tied a Hawai'i Bowl record.

Senior wide receiver Aaron Bain earned bowl MVP honors for Hawai'i after scoring two touchdowns on the day. Bain finished with career-highs in receptions (8) and yards (109). Junior quarterback Greg Alexander finished 23-of-39 for 261 yards for UH. Senior Solomon Elimimian, the school's all-time leader in tackles, led UH with nine stops, including one sack.

UH made it a 14-7 game when Bain scored on a 10-yard connection from Alexander midway through the second quarter. It was all Irish after that. Notre Dame answered right back on its next possession with a 69-yard bomb from Clausen to Tate to move its cushion to two touchdowns and begin a string of 28 unanswered points by the Fighting Irish.

SCORING SUMMARY

1st 03:07	ND	Hughes 2-yd run (Walker kick)
2nd 10:25	ND	Grimes 14-yd pass from Clausen (Walker kick)
08:12	UH	Bain 10-yd pass from Alexander (Kelly kick)
06:49	ND	Tate 69-yd pass from Clausen (Walker kick)
00:01	ND	Tate 18-yd pass from Clausen (Walker kick)
3rd 10:50	ND	Allen 18-yd pass from Clausen (Walker kick)
07:22	ND	Tate 40-yd pass from Clausen (Walker kick)
04:25	UH	Bain 21-yd pass from Alexander (Kelly kick)
04:12	ND	Allen 96-yd kickoff return (Walker kick)
4th 01:45	UH	Washington 27-yd pass from Funaki (Kelly kick)

TEAM STATISTICS

	ND	HAWAI'I
FIRST DOWNS	23	22
RUSHES-YARDS (NET)	34-65	19-32
PASSING YDS (NET)	413	326
Passes Att-Comp-Int	28-24-0	44-28-1
TOTAL OFFENSE PLAYS-YARDS	62-478	63-358

INDIVIDUAL LEADERS

RUSHING: Notre Dame-Hughes 17-55; Gray, J. 5-13; Allen 4-9; Aldridge 1-0; Sharpley 2-0; Clausen 2-Minus 6; Team 3-Minus 6. Hawai'i-Kealoha Pilaes 2-19; Inoke Funaki 1-15; Daniel Libre 1-12; Leon Wright-Jackson 1-1; David Farmer 1-1; Greg Alexander 13-Minus 16.

PASSING: Notre Dame-Clausen 22-26-0-401; Sharpley 2-2-0-12. Hawai'i-Greg Alexander 23-39-1-261; Inoke Funaki 5-5-0-65.

RECEIVING: Notre Dame-Tate 6-177; Rudolph 4-78; Grimes 4-34; Hughes 3-27; Kamara 3-21; Allen 2-59; Floyd 2-17. Hawai'i-Aaron Bain 8-109; Greg Salas 7-76; Michael Washington 6-96; Malcolm Lane 4-29; Kealoha Pilaes 3-16.

2010 SHERATON HAWAI'I BOWL

HAWAI'I	35
TULSA	62

December 24, 2010

Aloha Stadium (43,673) ▶ Honolulu, HI



HONOLULU – A turnover-riddled Hawai'i team fell to Tulsa, 62-35, in the Sheraton Hawai'i Bowl Christmas Eve at Aloha Stadium. The Warriors finished the season with a 10-4 mark.



Tulsa scored 24 points off of six UH turnovers in the first half, including two interception returns for touchdowns. UH limited the dangerous Tulsa offense to just 94 yards and five

first downs in the first half but the Golden Hurricane took advantage of an error-prone Warrior offense to stake a 27-14 halftime lead, a lead they would not relinquish.

Hawai'i ended the game with a 550-531 advantage in yards, but still lost handily while giving up their most points since a 63-17 loss to No. 1 USC in 2005.

Tulsa All-American Damaris Johnson earned bowl MVP honors for Tulsa (10-3) after racking up 326 all-purpose yards. Johnson tallied 94 yards rushing, 101 receiving and 127 in returns en route to setting a new NCAA career mark in all-purpose yardage. Meanwhile, playing his final game as a Warrior, senior Greg Salas recorded 13 catches for a career-high 214 yards and two touchdowns.

Cornelius Arnick had two interceptions, including a 54-yard touchdown return in the second quarter to lead a Tulsa defense that recorded five interceptions.

Both offenses got into gear in the second half and the Warriors cut the Golden Hurricane lead to just six points on two occasions in the third quarter. However, Tulsa pulled away with a pair of touchdowns—a Johnson 67-yard run and a Thomas Roberson 47-yard reception—to take a 20-point lead into the fourth quarter.

SCORING SUMMARY

1st 12:29	TLS	Singleton 3-yd run (Fitzpatrick kick)
01:29	TLS	Fitzpatrick 42-yd field goal
2nd 12:54	UH	Austin 1-yd run (Enos kick)
11:08	TLS	Flanders 54-yd interception return (Fitzpatrick kick)
09:34	TLS	Arnick 54-yd interception return (Fitzpatrick kick)
02:20	UH	Salas 18-yd pass from Moniz (Enos kick)
00:16	TLS	Fitzpatrick 28-yd field goal
3rd 07:28	UH	Salas 5-yd pass from Moniz (Enos kick)
06:57	TLS	Owens 15-yd pass from Kinne (Fitzpatrick kick)
05:47	UH	Green 1-yd run (Enos kick)
04:57	TLS	D. Johnson 67-yd run (Fitzpatrick kick)
03:12	TLS	Roberson 47-yd pass from Kinne (Fitzpatrick kick)
4th 09:27	UH	Pollard 33-yd pass from Moniz (Enos kick)
07:00	TLS	Singleton 3-yd run (Fitzpatrick kick)
01:16	TLS	D. Johnson 9-yd pass from Kinne (Fitzpatrick kick)

	TLS	UH
FIRST DOWNS	18	28
RUSHES-YARDS (NET)	31-188	27-71
PASSING YDS (NET)	343	479
Passes Att-Comp-Int	32-17-0	56-30-5
TOTAL OFFENSE PLAYS-YARDS	63-531	83-550

INDIVIDUAL LEADERS

RUSHING: Tulsa-Johnson 5-98; Clay 4-62; Singleton 3-8; Carter 1-8; Watts 3-7; Kinne 13-4; Douglas 1-2; Team 1-minus 1. Hawai'i-Green 13-31; Moniz 11-26; Heun 2-13; Austin 1-1.

PASSING: Tulsa-Kinne 17-31-0-343; Cole 0-1-0-0. Hawai'i-Moniz 24-47-4-411; Austin 6-9-1-68.

RECEIVING: Tulsa-Johnson, D. 4-101; Johnson, T. 2-71; Roberson 2-63; Clay 2-38; Owens 2-23; Watts 2-14; Johnson 1-17; Williams 1-12; Carter 1-4. Hawai'i-Salas 13-214; Pollard 8-129; Stutzmann 3-23; Ostrowski 2-72; Blount 2-13; Green 1-20; Dimude 1-8.

2016 HAWAII BOWL

HAWAII 52
MIDDLE TENNESSEE 35

December 24, 2016

Aloha Stadium (23,175) ▶ Honolulu, HI



HONOLULU - Hawaii capped a turnaround 2016 season by winning a thrilling 52-35 shootout over Middle Tennessee in the Hawaii Bowl Christmas Eve at Aloha Stadium.



UH reached seven wins under first-year head coach Nick Rolovich—its highest total since 2010—and halted a string of five straight losing seasons. UH also picked up its first win in the post-season since the 2006 Hawaii Bowl.

They did it in rousing fashion scoring a season-high 52 points with big plays coming from all three phases of the game. Most Outstanding Player Dru Brown threw for 274 yards and accounted for five UH touchdowns - four through the air and one on the ground. Junior running back Diocemy Saint Juste paced UH on the ground with 170 yards - a new UH bowl record - and a total that put him over 1,000 yards for the season.

Meanwhile, the Rainbow Warrior defense played a key role in the win, forcing three turnovers that led to 21 UH points. One of those was a 68-yard interception return by Trayvon Henderson in the second quarter that completed a streak of 28 unanswered points by the Warriors.

Middle Tennessee (8-5) came into the game with one of the most potent offenses in the nation and they wasted little time jumping on the Rainbow Warriors. MT racked up 144 yards and two touchdowns on a pair of drives that put them up 14-0 just five minutes into the game.

But after a slow start it was the UH defense that sparked a Warrior resurgence. Ikem Okeke's sack and forced fumble, Jalen Roger's interception, and Henderson's pick-six all played a part in parlaying a 14-0 deficit into a 28-14 lead. The Warriors eventually took a 35-21 advantage into the locker room, setting a new Hawaii Bowl record for most points in the first half.

SCORING SUMMARY

1st	12:09	MT	MATHERS 20 yd run (ROOKER kick), 4-74 1:26, MT 7 - UH 0
	09:46	MT	JAMES 51 yd pass from STOCKSTILL (ROOKER kick), 2-70 0:45, MT 14 - UH 0
	04:09	UH	'UNGA 18 yd pass from BROWN (SANCHEZ kick), 1-18 0:05, MT 14 - UH 7
	02:39	UH	LAKALAKA 1 yd run (SANCHEZ kick), 3-45 0:22, MT 14 - UH 14
2nd	11:43	UH	BROWN 2 yd run (SANCHEZ kick), 8-80 4:01, MT 14 - UH 21
	07:30	UH	HENDERSON 68 yd interception return (SANCHEZ kick), MT 14 - UH 28
	01:41	MT	LEE 3 yd pass from STOCKSTILL (ROOKER kick), 6-82 1:40, MT 21 - UH 28
	00:22	UH	KEMP 39 yd pass from BROWN (SANCHEZ), 5-55 1:13, MT 21 - UH 35
3rd	09:46	UH	SANCHEZ 23 yd field goal, 8-53 3:32, MT 21 - UH 38
	07:51	MT	ANDREWS 10 yd pass from STOCKSTILL (ROOKER kick), 7-75 1:55, MT 28 - UH 38
	01:15	UH	'UNGA 12 yd pass from BROWN (SANCHEZ kick), 12-75 6:36, MT 28 - UH 45
4th	10:09	MT	LEE 13 yd pass from STOCKSTILL (ROOKER kick), 3-55 1:15, MT 35 - UH 45
	03:31	UH	COLLIE 4 yd pass from BROWN (SANCHEZ kick), 11-84 6:33, MT 35 - UH 52

TEAM STATISTICS

	MT	HAWAII
FIRST DOWNS	29	18
RUSHES-YARDS (NET)	23-110	42-205
PASSING YDS (NET)	432	295
Passes Att-Comp-Int	51-30-2	31-21-0
TOTAL OFFENSE PLAYS-YARDS	74-542	73-500

RUSHING: Hawaii's Saint Juste, D. 25-170; Harris, Paul 4-31; Brown, Dru 9-23; Lakalaka, S. 2-1. MT-Mathers, I. 12-57; James, Richie 6-39; Stockstill, B. 3-8; Andrews, Dennis 2-6.

PASSING: Hawaii's Brown, Dru 20-30-0-274. MT-Stockstill, B. 30-51-2-432.

RECEIVING: Hawaii's Ursua, John 6-120; Collie, Dylan 4-17; Kemp, Marcus 3-64; 'Unga, M. 3-54; Barker, Ammon 1-21; Ewaliko, Keelan 1-12; Camanse-Stevens 1-6; Saint Juste, D. 1-2. MT- Lee, Ty 10-100; James, Richie 8-162; Andrews, Dennis 4-58; Mathers, I. 4-44; Bruce, Jocquez 2-31; Windham, CJ 1-25; West, Terelle 1-12.

HAWAII FOOTBALL BY THE NUMBERS

1

Defensive lineman Al Noga is the school's only Associated Press first team All-American. Touted as the "Samoan Sack Man," Noga set single-season records of 17 sacks, 31 tackles-for-loss and six forced fumbles in 1986.

3

Former Warriors who captured the WAC's top awards - Joe Kearney Award (Colt Brennan in 2007), given to the top athlete; and Stan Bates Award (Blane Gaison in 1981 and Jason Elam in 1992), given to the top scholar-athlete.

4

Western Athletic Conference championship titles won (1992, '99, 2007, '10).

8

Academic All-Americans, six of whom were honored by the College Sports Information Directors of America.

9

Wins by first-year head coach June Jones in 1999, setting an NCAA turnaround record following a winless 1998 season.

10

Highest national ranking—achieved in both the Associated Press and Coaches polls during the 2007 season.

11

Bowl game appearances, including seven trips to the hometown Hawaii Bowl.

12-0

Regular-season record in 2007, which secured the program's first-ever trip to a BCS bowl game - the Allstate Sugar Bowl, where UH lost to Georgia.

13

The school's longest win streak which lasted from Dec. 24, 2006, to Jan. 1, 2008.

23

Most tackles in a single game by defensive back Eddie Klaneski at Fresno State (Sept. 28, 1996).

24

Number of head coaches since the program started in 1909, including current head coach Nick Rolovich.

32

Warriors who have earned All-America recognition.

32

The only number retired in UH football history was worn by the school's first All-American, Thomas Kaulukukui.

33

The number of seasons (1979-2011) the Warriors competed in the WAC, before joining the Mountain West in 2012.

70

Warriors who have been selected in the NFL Draft.

76

Career wins by June Jones from 1999-2007, which ranks No. 2 all-time in school history behind Otto "Proc" Klum's 84 wins from 1921-39.

131

Career touchdown passes by Colt Brennan, who finished third in the 2007 Heisman Trophy race, breaking Ty Detmer's NCAA record of 121. The record has since been broken by Houston's Case Keenum.

308

Yards receiving by Jason Rivers during a 2006 Hawaii Bowl win over Arizona State, a then-NCAA bowl-game record.

327

Yards rushing by running back Alex Green versus New Mexico State on Nov. 22, 2010, smashing a 60-year-old school record previously held by Pete Wilson (270).

342

Total return yards by freshman Chad Owens—a then-NCAA record—in a 72-45 win over BYU in 2001.

560

Most passing yards in a single game, set by Bryant Moniz vs. San José State on Nov. 20, 2010 (32 of 44).

17,072

Career passing yards by Timmy Chang, who broke Ty Detmer's NCAA record vs. La. Tech on Nov. 6, 2004, at Aloha Stadium. It's since been broken by Houston's Case Keenum.

OFFENSE

INDIVIDUAL

Passing

Most Yards: 559, Colt Brennan vs. Arizona State (2006 Hawai'i Bowl)
 Most Completions: 33, Colt Brennan vs. Arizona State (2006 Hawai'i Bowl)
 Most Attempts: 47, Bryant Moniz vs. Tulsa (2010 Hawai'i Bowl)
 Highest Completion Pct.: 78.6 (33-42), Colt Brennan vs. Arizona State (2006 Hawai'i Bowl)
 Most Touchdowns: 5, Timmy Chang vs. Houston (2003 Hawai'i Bowl), Colt Brennan vs. Arizona State (2006 Hawai'i Bowl)
 Longest Pass Play: 79 yards, Colt Brennan to Jason Rivers vs. Arizona State (2006 Hawai'i Bowl)
 Longest Touchdown Pass: 79 yards, Colt Brennan to Jason Rivers vs. Arizona State (2006 Hawai'i Bowl)

Rushing

Most Yards: 170, Diocemy Saint Juste (2016 Hawai'i Bowl)
 Most Carries: 29, Travis Sims vs. Illinois (1992 Holiday Bowl)
 Most Touchdowns: 2, Travis Sims vs. Illinois (1992 Holiday Bowl); Michael Brewster vs. Houston (2003 Hawai'i Bowl)
 Longest Run: 34 yards, Bryant Moniz vs. Tulsa (2010 Hawai'i Bowl)
 Longest Rushing Touchdown: 8 yards, Michael Brewster vs. Houston (2003 Hawai'i Bowl)

Receiving

Most Yards: 308, Jason Rivers vs. Arizona State (2006 Hawai'i Bowl)*
 Most Receptions: 14, Jason Rivers vs. Arizona State (2006 Hawai'i Bowl)
 Most Touchdowns: 3, Jason Rivers vs. Houston (2003 Hawai'i Bowl)

TEAM

Most Points Scored: 59 vs. UAB (2004 Hawai'i Bowl)
 Most Points Scored Half: 35 vs. Middle Tennessee (2016 Hawai'i Bowl)
 Least Points Scored: 10 vs. Georgia (2008 Sugar Bowl)
 Most Total Yards: 680 vs. Arizona State (2006 Hawai'i Bowl)
 Fewest Total Yards: 280 vs. Michigan State (1989 Aloha Bowl)
 Most Yards Passing: 559 vs. Arizona State (2006 Hawai'i Bowl)
 Fewest Passing Yards: 115 vs. Illinois (1992 Holiday Bowl)
 Most Yards Rushing: 287 vs. Illinois (1992 Holiday Bowl)
 Fewest Rushing Yards Allowed: -5 vs. Georgia (2008 Sugar Bowl)
 Most Turnovers: 8 vs. Michigan State (1989 Aloha Bowl)
 Most Interceptions: 5 vs. Tulsa (2010 Hawai'i Bowl)
 Most Fumbles Lost: 4 vs. Michigan State (1989 Aloha Bowl)
 Sacks Allowed: 8 vs. Notre Dame (2008 Hawai'i Bowl); vs. Georgia (2008 Sugar Bowl)

DEFENSE

INDIVIDUAL

Most Tackles: 12, Leonard Peters vs. Houston (2003 Hawai'i Bowl)
 Most Interceptions: 2, Kelvin Millhouse vs. Houston (2003 Hawai'i Bowl)
 Most Sacks: 2, Delmar Johnson vs. Michigan State (1989 Aloha Bowl); Darrell Tautofi vs. UAB (2004 Hawai'i Bowl); Mel Purcell vs. Arizona State (2006 Hawai'i Bowl); Paipai Falemalu vs. Tulsa (2010 Hawai'i Bowl)

TEAM

Most Points Allowed: 62 vs. Tulsa (2010 Hawai'i Bowl)
 Least Points Allowed: 17 vs. Illinois (1992 Holiday Bowl); vs. Oregon State (1999 O'ahu Bowl)
 Most Total Yards Allowed: 590 vs. UAB (2004 Hawai'i Bowl)
 Fewest Total Yards Allowed: 341 vs. Michigan State (1989 Aloha Bowl)
 Most Passing Yards Allowed: 432 vs. Middle Tennessee (2016 Hawai'i Bowl)
 Fewest Passing Yards Allowed: 116 vs. Michigan State (1989 Aloha Bowl)
 Most Rushing Yards Allowed: 225 vs. Michigan State (1989 Aloha Bowl)
 Fewest Rushing Yards Allowed: 65 vs. Notre Dame (2008 Hawai'i Bowl)
 Most Turnovers Caused: 3 vs. Middle Tennessee (2016 Hawai'i Bowl)
 Most Interceptions: 2 vs. Houston (2003 Hawai'i Bowl); vs. Michigan State (1989 Aloha Bowl), vs. Middle Tennessee (2016)
 Most Fumble Recoveries: 2 vs. Arizona State (2006 Hawai'i Bowl); vs. Tulsa (2010 Hawai'i Bowl)
 Sacks: 6 vs. Oregon State (1999 O'ahu Bowl); vs. Michigan State (1989 Aloha Bowl)

SPECIAL TEAMS

INDIVIDUAL

Most Field Goals: 3, Eric Hannum (1999 O'ahu Bowl)
 Longest Field Goal: 45 yards, Jason Elam vs. Illinois (1992 Holiday Bowl)
 Most Punts: 6, Tim Grasso vs. Notre Dame (2008 Hawai'i Bowl); Alex Dunnachie vs. Tulsa (2010 Hawai'i Bowl)
 Longest Punt: 73 yards, Mat McBriar vs. Tulane (2002 Hawai'i Bowl)
 Longest Kickoff Return: 52, Ryan Mouton vs. Georgia (2008 Sugar Bowl)
 Longest Punt Return: 59, Chad Owens vs. UAB (2004 Hawai'i Bowl)
 Longest Kickoff Return For A Touchdown: 42, Britton Komine vs. UAB (2004 Hawai'i Bowl)
 Longest Punt Return For A Touchdown: 59, Chad Owens vs. UAB (2004 Hawai'i Bowl)

*NCAA Bowl game record



JASON RIVERS



BRYANT MONIZ



LEONARD PETERS



KELVIN MILLHOUSE, JR.

H NATIONAL TV APPEARANCES

Date	Opponent	Network	Result
Nov. 14, 1981	Brigham Young	ABC	L, 3-13
Oct. 16, 1982	Brigham Young	ABC	L, 25-39
Nov. 20, 1982	at New Mexico	WTBS	L, 17-41
Oct. 1, 1983	San Diego State	CBS	T, 27-27
Dec. 7, 1985	Brigham Young	ESPN	L, 6-26
Dec. 6, 1986	Michigan	ESPN	L, 10-27
Nov. 21, 1987	Air Force	ESPN	L, 31-34
Dec. 5, 1987	Arkansas	ESPN	L, 20-38
Oct. 22, 1988	Brigham Young	ESPN	L, 23-24
Dec. 9, 1989	Air Force	ESPN	T, 35-35
Dec. 25, 1989	Michigan State [#]	ABC	L, 13-33
Sept. 1, 1990	Texas A&M	ESPN	L, 13-28
Nov. 30, 1991	Notre Dame	ESPN	L, 42-48
Dec. 30, 1992	vs. Illinois*	ESPN	W, 27-17
Sept. 2, 1995	Texas	ESPN2	L, 17-38
Nov. 18, 1995	San Diego State	ESPN2	L, 10-49
Aug. 31, 1996	Boston College	ESPN2	L, 21-24
Nov. 29, 1997	Notre Dame	ESPN	L, 22-23
Sept. 3, 1998	Arizona	ESPN2	L, 6-27
Nov. 28, 1998	Michigan	ESPN2	L, 17-48
Dec. 25, 1999	Oregon State [%]	ESPN	W, 23-17
Oct. 26, 2001	Fresno State	ESPN	W, 38-34
Dec. 8, 2001	Brigham Young	ESPN2	W, 72-45
Sept. 6, 2002	at Brigham Young	ESPN	L, 32-35
Oct. 25, 2002	at Fresno State	ESPN2	W, 31-21
Nov. 30, 2002	Alabama	ESPN	L, 16-21
Dec. 25, 2002	Tulane ^{\$}	ESPN	L, 28-36
Sept. 13, 2003	at USC	Fox Sports Net	L, 32-61
Sept. 19, 2003	at UNLV	ESPN2	L, 22-33
Nov. 29, 2003	Alabama	ESPN	W, 37-29
Dec. 6, 2003	Boise State	ESPN2	L, 28-45
Dec. 25, 2003	Houston ^{&}	ESPN	W, 54-48 (3ot)
Oct. 29, 2004	at Boise State	ESPN2	L, 3-69
Nov. 12, 2004	at Fresno State	ESPN	L, 14-70
Dec. 4, 2004	Michigan State	ESPN2	W, 41-38
Dec. 24, 2004	UAB ^{&}	ESPN	W, 59-40
Sept. 3, 2005	USC	ESPN2	L, 17-63
Oct. 29, 2005	Fresno State	ABC	L, 13-27
Nov. 25, 2005	Wisconsin	ESPN2	L, 24-41
Dec. 2, 2006	Oregon State	ESPN	L, 32-35
Dec. 24, 2006	Arizona State ^{&}	ESPN	W, 41-34
Oct. 12, 2007	at San José State	ESPN	W, 42-35 (ot)
Nov. 10, 2007	Fresno State	ESPN2	W, 37-30
Nov. 16, 2007	at Nevada	ESPN2	W, 28-26
Nov. 23, 2007	Boise State	ESPN2	W, 39-27
Dec. 1, 2007	Washington	ESPN2	W, 35-28
Jan. 1, 2008	vs. Georgia [@]	FOX	L, 10-41
Oct. 17, 2008	at Boise State	ESPN	L, 7-27
Dec. 6, 2008	Cincinnati	ESPN2	L, 24-29
Dec. 24, 2008	Notre Dame ^{&}	ESPN	L, 21-49
Sept. 30, 2009	at Louisiana Tech	ESPN2	L, 6-27
Nov. 28, 2009	Navy	ESPNU	W, 24-17
Dec. 5, 2009	Wisconsin	ESPN2	L, 10-51
Sept. 2, 2010	USC	ESPN	L, 36-49
Sept. 11, 2010	at Army	CBS College Sports	W, 31-28
Sept. 18, 2010	at Colorado	Fox College Sports	L, 13-31
Nov. 6, 2010	at Boise State	ESPNU	L, 7-42
Dec. 24, 2010	Tulsa ^{&}	ESPN	L, 35-62
Sept. 3, 2011	Colorado	ESPN2	W, 34-17

Date	Opponent	Network	UH-OPP
Sept. 17, 2011	at UNLV	Mountain Network	L, 20-40
Oct. 14, 2011	at San José State	ESPN	L, 27-28
Nov. 12, 2011	at Nevada	ESPNU	L, 28-42
Dec. 3, 2011	Brigham Young	ESPN2	L, 20-41
Sept. 1, 2012	at USC	FOX	L, 14-49
Sept. 22, 2012	Nevada	NBC Sports	L, 24-69
Sept. 28, 2012	at Brigham Young	ESPN	L, 0-47
Oct. 6, 2012	at San Diego State	CBS College Sports	L, 14-52
Nov. 10, 2012	Boise State	NBC Sports	L, 14-49
Nov. 16, 2012	Air Force	ESPN2	L, 7-21
Aug. 29, 2013	USC	CBS College Sports	L, 13-30
Sept. 7, 2013	at Oregon State	Pac 12 Network	L, 14-33
Nov. 2, 2013	at Utah State	CBS College Sports	L, 10-47
Nov. 9, 2013	at Navy	CBS College Sports	L, 28-42
Nov. 16, 2013	San Diego State	CBS College Sports	L, 21-28(ot)
Aug. 30, 2014	Washington	CBS College Sports	L, 16-17
Sept. 6, 2014	Oregon State	CBS College Sports	L, 30-38
Sept. 20, 2014	at Colorado	Pac 12 Network	L, 12-21
Oct. 18, 2014	at San Diego State	CBS College Sports	L, 10-20
Nov. 8, 2014	at Colorado State	ESPNU	L, 22-49
Sept. 3, 2015	Colorado	CBS Sports Network	W, 28-20
Sept. 12, 2015	at Ohio State	Big Ten Network	L, 0-38
Sept. 26, 2015	at Wisconsin	Big Ten Network	L, 0-28
Oct. 3, 2015	at Boise State	ESPN2	L, 0-55
Oct. 31, 2015	Air Force	CBS Sports Network	L, 7-58
Aug. 26, 2016	vs. California	ESPN	L, 31-51
Sept. 3, 2016	at Michigan	ESPN	L, 3-63
Sept. 17, 2016	at Arizona	Pac 12 Network	L, 28-47
Nov. 5, 2016	at San Diego State	CBS Sports Network	L, 0-55
Nov. 12, 2016	Boise State	CBS Sports Network	L, 16-52
Dec. 24, 2016	Middle Tennessee [^]	ESPN	W, 52-35

All games played at Aloha Stadium (Honolulu) unless otherwise noted

[#] Jeep Eagle Aloha Bowl (Aloha Stadium, Honolulu)

^{*} at Thrifty Car Rental Holiday Bowl (Jack Murphy Stadium, San Diego, CA)

[%] Jeep O'ahu Bowl (Aloha Stadium, Honolulu)

^{\$} ConAgra Foods Hawai'i Bowl (Aloha Stadium, Honolulu)

[&] Sheraton Hawai'i Bowl (Aloha Stadium, Honolulu)

[@] Allstate Sugar Bowl (Louisiana Superdome, New Orleans, LA)

[^] Hawai'i Bowl (Aloha Stadium, Honolulu)

All-Time Record on National Television: 20-68-2 (.233)

at Aloha Stadium: 15-38-2 (.291)

on the road: 4-28 (.125)

at neutral site: 1-2 (.333)



NATIONAL RANKINGS

Season	A.P.	Coaches	U.P.I.
1981			
Sept. 9	18	-	16
1989			
Oct. 2	-	-	T 20
Oct. 9	-	-	T 19
Oct. 30	-	24	-
Nov. 6	-	24	-
Nov. 13	24	24	-
Nov. 20	24	24	-
Nov. 27	23	23	19
Dec. 4	23	23	19
Dec. 11	25	25	-
1992			
Sept. 28	23	23	
Nov. 1	-	25	
Nov. 8	24	23	
Nov. 15	-	25	
Jan. 2 & 3	20	20	
2002			
Nov. 26	-	24	
2006			
Nov. 19	25	25	
Nov. 26	24	23	
Jan. 9	-	24	
2007			
Preseason	23	24	
Sept. 2	20	22	
Sept. 9	24	22	
Sept. 16	19	18	
Sept. 23	19	17	
Sept. 30	16	15	
Oct. 7	16	16	
Oct. 14	17	17	
Oct. 21	16	16	
Oct. 28	12	12	
Nov. 4	14	14	
Nov. 11	13	13	
Nov. 18	14	14	
Nov. 25	11	11	
Dec. 2	10	10	
Jan. 7 & 8	19	17	
2010			
Nov. 28	25	-	
Dec. 5	24	25	

Highest National Ranking (Major Polls)

A.P. - 10th (Dec. 2, 2007)
Coaches - 10th (Dec. 2, 2007)
U.P.I. - 16th (Sept. 9, 1981)

Most Weeks Ranked (Single Season)

A.P. - 15 (2007)
Coaches - 15 (2007)
U.P.I. - 4 (1989)

RECORD VS. RANKED TEAMS

Date	Opponent	OPP RK*	UH RK*	Result
Oct. 20, 1956	at Iowa	15	-	L, 0-34
Dec. 3, 1971	Nebraska	1	-	L, 3-45
Oct. 28, 1972	at Tennessee	16	-	L, 2-34
Nov. 29, 1975	San José State	15	-	W, 30-20
Dec. 4, 1976	Nebraska	19	-	L, 3-68
Sept. 16, 1978	at Nebraska	12	-	L, 10-56
Dec. 2, 1978	USC	3	-	L, 5-21
Oct. 5, 1979	at Brigham Young	20	-	L, 15-38
Nov. 14, 1981	Brigham Young	17	-	L, 3-13
Dec. 4, 1982	Nebraska	3	-	L, 16-37
Sept. 22, 1984	Brigham Young	4	-	L, 13-18
Nov. 23, 1985	Air Force	10	-	L, 20-27
Dec. 7, 1985	Brigham Young	9	-	L, 6-26
Dec. 6, 1986	Michigan	4	-	L, 10-27
Sept. 3, 1988	Iowa	9	-	W, 27-24
Nov. 19, 1988	Wyoming	16	-	L, 22-28
Oct. 28, 1989	Brigham Young	18	-	W, 56-14
Dec. 25, 1989	Michigan State (EAB)	22	-	L, 13-33
Sept. 1, 1990	Texas A&M	13	-	L, 13-28
Dec. 1, 1990	Brigham Young	4	-	W, 59-28
Sept. 7, 1991	at Iowa	15	-	L, 10-53
Nov. 30, 1991	Notre Dame	18	-	L, 42-48
Sept. 3, 1998	Arizona	24	-	L, 6-27
Nov. 28, 1998	Michigan	15	-	L, 17-48
Sept. 4, 1999	USC	21	-	L, 7-62
Oct. 7, 2000	at TCU	14	-	L, 21-41
Oct. 26, 2001	Fresno State	18	-	W, 38-34
Dec. 8, 2001	Brigham Young	9	-	W, 72-45
Nov. 30, 2002	Alabama	14	-	W, 37-29
Sept. 13, 2003	at USC	4	-	L, 32-61
Dec. 6, 2003	Boise State	18	-	L, 28-45
Oct. 29, 2004	at Boise State	18	-	L, 3-69
Sept. 3, 2005	USC	1	-	L, 17-63
Sept. 23, 2006	at Boise State	25	-	L, 34-41
Nov. 23, 2007	Boise State	17	14	W, 39-27
Jan. 1, 2008	vs. Georgia (ASB)	4	10	L, 10-41
Aug. 30, 2008	at Florida	5	-	L, 10-56
Oct. 4, 2008	at Fresno State	22	-	W, 32-29 ot
Oct. 17, 2008	at Boise State	15	-	L, 7-27
Dec. 6, 2008	Cincinnati	13	-	L, 24-29
Oct. 24, 2009	Boise State	6	-	L, 9-54
Sept. 2, 2010	USC	14	-	L, 36-49
Oct. 16, 2010	Nevada	19	-	W, 27-21
Nov. 6, 2010	at Boise State	2	-	L, 7-42
Sept. 1, 2012	at USC	1	-	L, 10-49
Aug. 29, 2013	USC	24	-	L, 13-30
Sept. 28, 2013	Fresno State	25	-	L, 37-42
Aug. 30, 2014	Washington	25	-	L, 16-17
Sept. 12, 2015	at Ohio State	1	-	L, 0-38
Sept. 26, 2015	at Wisconsin	22	-	L, 0-28
Sept. 3, 2016	at Michigan	7	-	L, 3-66
Nov. 12, 2016	Boise State	24	-	L, 16-52

* denotes Associated Press ranking

EAB - Eagle Aloha Bowl (Honolulu, HI)

ASB - Allstate Sugar Bowl (New Orleans, LA)

All-Time Record vs. Nationally Ranked Teams: 10-42

at home: 9-25 | on the road: 1-16 | at neutral site: 0-1

First Win vs. Nationally Ranked Team:

vs. No. 15 San José State (30-20), Nov. 29, 1975, Aloha Stadium

First Win vs. Nationally Ranked Team on the Road:

at No. 22 Fresno State (32-29 ot), Oct. 4, 2008, Fresno, Calif.

Highest Ranked Opponent:


vs. No. 1 Nebraska (lost, 45-3), Dec. 3, 1971, Honolulu Stadium
vs. No. 1 USC (lost, 63-17), Sept. 3, 2005, Aloha Stadium
at No. 1 USC (lost, 49-10), Sept. 1, 2012, Los Angeles
at No. 1 Ohio State (lost, 38-0), Sept. 12, 2015, Columbus, Ohio

Biggest Upsets:


vs. No. 4 Brigham Young (59-28), Dec. 1, 1990, Aloha Stadium
vs. No. 9 Iowa (27-24), Sept. 3, 1988, Aloha Stadium
vs. No. 9 Brigham Young (72-45), Dec. 8, 2001, Aloha Stadium

H ALL-TIME HEAD COACHES

Year	Seasons	Coach	OVERALL RECORD				COLLEGIATE RECORD			
			W	L	T	Pct.	W	L	T	Pct.
1909-11	3	Austin Jones	8	6	0	.571	-	-	-	-
1912-14		No Team								
1915	1	John Peden	5	1	1	.786	-	-	-	-
1916	1	William Britton	3	2	1	.583	-	-	-	-
1917-19	3	David Crawford	11	1	2	.857	-	-	-	-
1920	1	Raymond Elliot	6	2	0	.750	0	1	0	.000
1921-39	19	Otto "Proc" Klum	84	51	7	.616	21	27	0	.438
1940	1	Eugene "Luke" Gill	2	5	0	.286	1	2	0	.333
1941	1	Gill/Kaulukukui*	8	1	0	.889	3	0	0	1.000
1942-45		No Team								
1946-50	5	Tom Kaulukukui	34	18	3	.645	12	18	1	.403
1951	1	Archie Kodros	4	7	0	.364	1	5	0	.167
1952-60	9	Hank Vasconcellos	43	46	3	.484	18	32	1	.363
1961		No Team								
1962-64	3	Jim Asato	15	12	0	.556	5	11	0	.313
1965	1	Clark Shaughnessy	1	8	1	.150	1	7	0	.125
1966	1	Phil Sarboe	4	6	0	.400	3	6	0	.333
1967	1	Don King	6	4	0	.600	6	4	0	.600
1968-73	6	Dave Holmes	46	17	1	.722	45	17	1	.722
1974-76	3	Larry Price	15	18	0	.455	15	18	0	.455
1977-86	10	Dick Tomey	63	46	3	.576	63	46	3	.576
1987-95	9	Bob Wagner	58	49	3	.541	58	49	3	.541
1996-98	3	Fred vonAppen	5	31	0	.139	5	31	0	.139
1999-2007	9	June Jones	76	41	0	.634	76	41	0	.634
2008-11	4	Greg McMackin	29	25	0	.537	29	25	0	.537
2012-15	4	Norm Chow	10	36	0	.217	10	36	0	.217
2015	0+	Chris Naeole	1	3	0	.250	1	3	0	.250
2016	1	Nick Rolovich	7	7	0	.500	7	7	0	.500
Totals	100	24 coaches	544	443	25	.550	377	386	9	.494



BOB WAGNER



DICK TOMEY



JUNE JONES

QB STARTS (SINCE 1979)

Career Starts

Rk	Player	Starts	Years
1.	Timmy Chang	50	2000-04
2.	Colt Brennan	35	2005-07
3.	Michael Carter	34	1990-93
4.	Bryant Moniz	32	2009-11
5.	Garrett Gabriel	28	1987-90
6.	Raphel Cherry	24	1981-84
7.	Ikaika Woolsey	23	2013-16
	Dan Robinson	23	1998-99
9.	Gregg Tipton	22	1985-86
10.	Glenn Freitas	19	1993-96

Consecutive Starts

Rk	Player	Starts	Dates
1.	Bryant Moniz	26	Nov. 28, 2009-Nov. 12, 2011
2.	Garrett Gabriel	25	Sept. 2, 1989-Dec. 1, 1990
3.	Michael Carter	22	Oct. 10, 1992-Dec. 4, 1993
	Raphel Cherry	22	Sep. 10, 1983-Dec. 1, 1984
5.	Colt Brennan	17	Sept. 2, 2006-Sept. 15, 2007
	Dan Robinson	17	Nov. 7, 1998-Dec. 25, 1999
7.	Gregg Tipton	15	Nov. 23, 1985-Dec. 6, 1986
8.	Timmy Chang	14	Aug. 31, 2002-Dec. 25, 2002
9.	Timmy Chang	13	Sept. 4, 2004-Dec. 24, 2004
10.	Warren Jones	12	Sept. 3, 1988-Dec. 3, 1988

Career Victories

Rk	Player	Wins	Years
1.	Timmy Chang	29	2000-04
2.	Colt Brennan	25	2005-07
3.	Bryant Moniz	18	2009-11
	Michael Carter	18	1990-93
5.	Garrett Gabriel	17	1987-90
6.	Raphel Cherry	14	1981-84
7.	Warren Jones	12	1985, '87-88
8.	Gregg Tipton	10	1985-86
9.	Dan Robinson	9	1998-99
	Mike Stennis	9	1976-77, 79-80

Career Win Percentage (min. 2 yrs/15 games)

Rk	Player	Pct.	Record	Years
1.	Colt Brennan	.714	25-10	2005-07
2.	Warren Jones	.706	12-5	1985, 87-88
3.	Garrett Gabriel	.625	17-10-1	1987-90
4.	Raphel Cherry	.604	14-9-1	1981-84
5.	Mike Stennis	.600	9-6	1976-77, 79-80
6.	Timmy Chang	.580	29-21	2000-04

since 1979

QB STARTING DEBUTS (SINCE 1979)

Year	Quarterback	Class	Opponent	Result	Rushing	Passing	Career Rec.	Pct.
2016	Dru Brown	So.	Nevada	W, 38-17	7-31, 0 TD	15-18-0, 222, 2 TD	6-4	.600
2015	Max Wittek	Sr.	Colorado	W, 28-20	4-(-17), 0 TD	19-38-2, 202, 3 TD	2-6	.250
2013	Ikaika Woolsey	R-Fr.	#25 Fresno State	L, 37-42	12-4, 0 TD	7-19-1, 56, 0 TD	5-18	.217
2013	Taylor Graham	Jr.	#24 USC	L, 13-30	7-(-36), 0 TD	16-41-4, 208, 1 TD	1-3	.250
2012	Jeremy Higgins	So.	at Air Force	L, 7-21	3-(-26), 0 TD	14-23-0, 125, 1 TD	0-1	.000
2012	Sean Schroeder	Jr.	at #1 USC	L, 10-49	11-(-10), 0 TD	24-39-2, 208, 1 TD	4-14	.222
2011	David Graves	So.	Tulane	W, 35-23	8-57, 1 TD	21-38-2, 268, 2 TD	1-1	.500
2009	Shane Austin	So.	at San José State	W, 17-10	5-(-29), 1 TD	28-46-0, 299, 0 TD	1-1	.500
2009	Bryant Moniz	So.	Fresno State	L, 17-42	8-11, 0 TD	24-52-2, 283, 2 TD	18-14	.562
2008	Inoke Funaki	Jr.	Weber State	W, 36-17	7-20, 0 TD	7-14-0, 87, 0 TD	4-2	.667
2008	Greg Alexander	Jr.	at #5 Florida	L, 10-56	5-(-29), 0 TD	11-21-2, 57, 0 TD	5-6	.454
2005	Colt Brennan	So.	at Michigan State	L, 14-42	7-37, 0 TD	23-31-0, 219, 2 TD	25-10	.714
2005	Tyler Graunke	R-Fr.	#1 USC	L, 17-63	7-43, 0 TD	12-17-0, 127, 1 TD	3-2	.600
2003	Jason Whieldon	Sr.	Appalachian State	W, 40-17	7-(-6), 0 TD	21-35-2, 359, 3 TD	2-1	.667
2000	Timmy Chang	Fr.	Tulsa	L, 14-24	3-(-16), 0 TD	31-48-2, 313, 1 TD	29-21	.580
2000	Nick Rolovich	Jr.	Portland State	L, 20-45	4-(-17), 0 TD	28-57-2, 367, 2 TD	8-4	.667
1998	Dan Robinson	Jr.	at Utah	L, 21-30	6-(-13), 0 TD	15-32-0, 280, 1 TD	9-14	.391
1997	Tim Carey	Sr.	Minnesota	W, 17-3	10-(-32), 1 TD	9-24-1, 72, 0 TD	2-2	.500
1996	Josh Skinner	Fr.	at Wyoming	L, 0-66	11-7, 0 TD	7-19-1, 72, 0 TD	1-10	.091
1994	John Hao	Jr.	New Mexico	L, 21-38	21-79, 1 TD	28-45, 344, 1 TD	0-5	.000
1994	Johhny Macon	R-Fr.	Fresno State	L, 16-31	14-21, 1 TD	1-2-0, 20, 0 TD	2-7	.222
1994	Glenn Freitas	So.	Oregon	W, 36-16	22-117, 2 TD	5-15-1, 92, 0 TD	7-12-1	.375
1994	Rodney Glover	Jr.	BYU	L, 12-13	11-25, 1 TD	10-24-1, 141, 0 TD	0-1	.000
1991	Ivin Jasper	So.	at BYU	L, 18-35	3-6, 0 TD	3-10-1, 127, 1 TD	2-1	.667
1991	Michael Carter	So.	at Wyoming	W, 32-17	33-214, 2 TD	8-17-0, 112, 0 TD	18-15-1	.544
1987	Garrett Gabriel	R-Fr.	Wyoming	L, 20-24	9-10, 0 TD	7-9-0, 73, 0 TD	17-10-1	.625
1987	Walter Briggs	So.	Utah	W, 25-14	13-50, 0 TD	2-6-2, 4, 0 TD	1-2	.333
1987	Ken Niumatalolo	So.	Yale	W, 62-10	16-83, 0 TD	1-7, 17, 0 TD	1-0	1.000
1985	Warren Jones	R-Fr.	at UTEP	W, 23-7	1-(-7), 0 TD	11-19-0, 130, 0 TD	12-5	.706
1985	Kurt Simon	R-Fr.	Long Beach State	L, 30-33	2-(-19), 0 TD	1-1-0, 13, 0 TD	0-1	.000
1985	Gregg Tipton	Jr.	Kansas	L, 27-33	14-6, 1 TD	21-38-0, 337, 3 TD	10-10-2	.500
1982	Raphel Cherry	So.	Montana	W, 40-0	6-21, 1 TD	4-6, 48, 1 TD	14-9-1	.604
1981	Bernard Quarles	Jr.	Colorado State	W, 59-6	3-62, 2 TD	5-7, 69, 1 TD	6-5	.545
1981	Tim Lyons	Jr.	Cal State Fullerton	W, 38-12	6-20, 1 TD	13-23, 162, 0 TD	7-2	.778
1979	Blane Gaison	Jr.	Arizona State	W, 29-17	15-57, 3 TD	1-7, 0, 0 TD	3-0	1.000
1979	Steve Rakhshani	Jr.	New Mexico	W, 20-3	6-13, 0 TD	6-13, 27, 1 TD	2-2	.500
1979	Mike Stennis	Jr.	Utah	L, 23-27	9-24, 0 TD	4-10, 43, 0 TD	9-6	.600

◀ A-A-A ▶

Abihai, Wadsley _____ 1972-74
 Abreu, Frank _____ 2016
 Abreu, Melvin _____ 1940, '46
 Abreu, Sean _____ 1988-90
 Abrew, Lawrence _____ 1939
 Abrew, Melvin _____ 1939
 Acohido, Vince _____ 1984
 Acosta, Bob _____ 1975, '77
 Adams, Theo _____ 1984-85, '87
 Addison, Bryan _____ 1989
 Adler, Steve _____ 1970
 Afalava, Kesi _____ 1979, '81-83
 Affonso, William _____ 1963-64, '66
 Afusia, Kody _____ 2011-14
 Agbayani, Brendyn _____ 1995
 Aguiar, Keali'i _____ 2002-03
 Ah Loo, Kyle _____ 1986-87
 Ah New, Joseph _____ 1951
 Ah Quin, Zeff _____ 1996, 1998
 Ah Sam, Mahealani _____ 1954
 Ah Soon, Keith _____ 2005-08
 Ah You, Wade _____ 1951
 Ah Yuen, Keith _____ 1978-81
 Ahart, William _____ 1978
 Ahmad, Po'okela _____ 2007-10
 Ahrens, Roy _____ 1934-36
 Ahu, Aran _____ 1970, '72-73
 Ahu, Bobby _____ 1969
 Ahuna, Augustine _____ 1934-35
 Ahuna, William _____ 1932-35
 Aikman, Al _____ 1966
 Aina, Punahou _____ 1994-95, '97
 Ainoma, Dan _____ 1923, '25
 Aiu, Charles _____ 1972-75
 Aiwohi, Francis _____ 1930-33
 Akana, Ben _____ 1946
 Akana, Kekuhaupio _____ 1979-80
 Akee Choy, Vernon _____ 1936-39
 Akeo, Lester _____ 1957
 Aki, George _____ 1934-36
 Akina, Kainoa _____ 2003-05
 Akins, Curtis _____ 1974-75
 Akiona, Francis _____ 1946
 Akiu, Mike _____ 1982-84
 Akiu, Mike Jr. _____ 2002-03
 Akoteu, Sam _____ 2016
 Akpan, Tony _____ 2003-05
 Ala, Houston _____ 2000-03
 Ala, Tui _____ 2000
 Ala, Tuinanau _____ 1973-74
 Alama-Francis, Ikaika _____ 2003-06
 Alapa, Keani _____ 2000-03
 Albinio, Peter _____ 1991
 Alcantara, Felix _____ 1968-70
 Aleaga, Link _____ 1987
 Alencastre, Melvin _____ 1950-51
 Alexander, Carl _____ 1982-84
 Alexander, Greg _____ 2008-09
 Alexander, Kirk _____ 2005-06
 Alfonso, William _____ 1965
 Aliipule, Al _____ 1992-93
 Allen, Dejon _____ 2014-16
 Allen, Gary _____ 1978-81
 Allen, Walter _____ 1975
 Allen-Jones, Cameron _____ 2007-08
 Allen-Jones, CJ _____ 2004, '06-08
 Almadova, Bryan _____ 1980-82
 Alo, Edmund _____ 1951
 Alo, Kaeo _____ 2012
 Alo, Kamalani _____ 2010-13
 Alo, Kimo _____ 2009
 Alo, Simeon _____ 1969-70, '72-73
 Alualu, Tupu _____ 1993-95

Amadi, Chinedu _____ 2012
 Amii, Grant _____ 1965, 1972
 Amina, Jay _____ 1997
 Amona, William _____ 1946
 Among, William _____ 1930-33
 Amosa, Amosa _____ 1985-88
 Amosa, Lene _____ 1991-93
 Amrein, Todd _____ 1987
 Anae, Brad _____ 1976
 Anderson, Carlos _____ 1991-94
 Anderson, Herbert _____ 1964
 Anderson, John _____ 1933
 Anderson, Michael _____ 1995
 Andrews, Alapa'i _____ 2000-02
 Anguay, Samson _____ 2013-14, '16
 Annillo, John _____ 1974, '76
 Anzai, David _____ 1964
 Aoki, Paul _____ 1966-68
 Apao, Dick _____ 1958
 Apao, Dirk _____ 1984-85
 Apelu, Augie _____ 1987-89
 Apisa, Bill _____ 1963-64
 Apo, Andrew _____ 1937
 Apoliana, Francis _____ 1936
 Apuakehau, Sani _____ 1994
 Arafiles, Damien _____ 1998
 Araki, Charles _____ 1952-55
 Arelliano, Dino _____ 1981-82
 Arimoto, Melvin _____ 1960, '62-63
 Arioli, Ronald _____ 1953
 Ariyoshi, Henry _____ 1952-55
 Armstrong, Feiamma _____ 1999-2000
 Arnold, John _____ 1972
 Arnold, Larry _____ 1967-69
 Arvanetis, Mike _____ 1977-78
 Asami, Yoshiji _____ 1949-51
 Asato, Aaron _____ 1965
 Asato, Jimmy _____ 1949-51
 Ash, Terry _____ 1965
 Asmus, Jim _____ 1979-80
 Au, Robert _____ 1959-60, '62
 Audick, Daniel _____ 1974-76
 Aufai, Josh _____ 2006
 Austin, Blase _____ 1997
 Austin, Leon _____ 1986-87
 Austin, Phil _____ 1998-99
 Austin, Shane _____ 2009-11
 Autele, Tasi _____ 1990-91
 Avery, Joe _____ 2008-11
 Avila, Joaquin _____ 1997-2000
 Awai, Dan _____ 1954
 Awai, Garrett _____ 1991
 Awtrey, Ramon _____ 1953
 Ayat, Justin _____ 2001-04
 Ayeni, Rufus _____ 1996-97
 Ayers, Bill _____ 1967-68, '70
 Ayers, Pat _____ 1962
 Ayers, William _____ 1966

◀ B-B-B ▶

Babcock, Frank _____ 1955
 Babers, Dino _____ 1979-80, '82-83
 Babka, Beau _____ 1981
 Bacon, James _____ 1946-47, '49
 Bain, Aaron _____ 2005-08
 Bain, John _____ 1970-71
 Baird, Jeff _____ 1999
 Baker, Billy _____ 1971-72
 Baker, Kevin _____ 1977
 Baker, Noland _____ 1978, '80-81
 Balangitao, Joe _____ 1952
 Barbour, Dave _____ 1977-78
 Barker, Ammon _____ 2014-16
 Barnes, Jack _____ 1970-71
 Barnett, Joaquin _____ 1987-90

Barsuk, Jim _____ 1969-70
 Bartz, Denis _____ 1971
 Bass, Mike _____ 2001-03
 Bass, Ray _____ 2004
 Battin, Ryan _____ 1994-95, '97
 Battle, Marvin _____ 1976
 Bauman, Neal _____ 1966
 Bayne, Wendell _____ 1937
 Bayus, Tony _____ 1975
 Beasley, Brian _____ 1974
 Beaver, Alfred _____ 1963
 Beazley, Michael _____ 1981, '83-85
 Belcher, Brian _____ 1985-87
 Belcher, William _____ 1960
 Bell, Charles _____ 1960, '62
 Bell, Craig _____ 2009
 Bell, David _____ 1963
 Bell, George _____ 1977-80
 Bell, John _____ 1979-80
 Bell, Terence _____ 2010-11
 Bell, William _____ 1984-87
 Bengston, Mike _____ 1969
 Bennett, Hal _____ 1976
 Bennett, Mike _____ 1992-94
 Bennett, Omar _____ 2002
 Benozza, Guy _____ 1990
 Bento, Martin _____ 1991
 Bernard, Isaiah _____ 2015
 Berry, Stanley _____ 1973-76
 Berryman, Dan _____ 2000
 Bess, Davone _____ 2005-07
 Bessette, Charles _____ 1946-49
 Bethea, J.D. _____ 1980-81
 Bethune, Benny _____ 1973-74
 Bhonapha, Keith _____ 1999-2002
 Bickford, Gene _____ 1971
 Bilbro, Chris _____ 1966-67
 Birdsong, Norris _____ 1975-76
 Biscotti, Mike _____ 1970-72
 Black, Chris _____ 2008-09
 Black, Wayne _____ 1978-79
 Blackburn, Ikaika _____ 2001-04
 Blackburn, Orlando _____ 1931
 Blackstead, Ted _____ 1931
 Blakeney, Robby _____ 1992-95
 Blangiardi, Rick _____ 1965
 Blount, Dustin _____ 2009-10
 Bobbitt, Celnell _____ 1995, '98
 Bondi, Mauro _____ 2015
 Bonner, Bill _____ 1947-50
 Borden, Kawika _____ 2011, '13
 Borden, Noah _____ 2015-16
 Boskie, Phillip _____ 1953
 Botelho, Don _____ 1954-57
 Bouit, Johann _____ 1991-93
 Bourne, Peter _____ 1972
 Bowens, Kwamane _____ 2013
 Boyda, Bill _____ 1968-70
 Bradley, Rodney _____ 2009-10
 Bradley, Wayne _____ 1974
 Bradshaw, English _____ 1964
 Brady, Kerry _____ 1985
 Branch, Darrick _____ 1989-92
 Brantley, David _____ 1989-90
 Brash, Lionel _____ 1947
 Bratcher, Buck _____ 1932-33
 Bredy, Jeff _____ 1994-95
 Breland, Jeff _____ 1981, '83
 Brennan, Colt _____ 2005-07
 Brewster, Michael _____ 2002-04
 Brickner, Francis _____ 1937
 Briggs, Walter _____ 1986-89
 Bright, Ben _____ 1995-98
 Bright, Darius _____ 2011-12
 Briner, Howard _____ 1937

Broad, Gordon _____ 1964
 Broadway, Lamar _____ 2002-05
 Brockaw, David _____ 1975-77
 Brodie, Lex _____ 1934-35
 Brogan, Tom _____ 1952
 Brogan, William _____ 2006
 Broman, Max _____ 2016
 Brooks, Attrice _____ 1999
 Brooks, Kent _____ 1965
 Brooks, Rinda _____ 1997, 2000
 Brown, Aaron _____ 2010-11
 Brown, Abe _____ 1971-72
 Brown, Allen _____ 1925
 Brown, Chris _____ 1999-2002
 Brown, Clive _____ 1959
 Brown, Dru _____ 2016
 Brown, Ronald _____ 1950
 Brown, Tyrone _____ 2002-03
 Browne, Danny _____ 1981
 Bruce, Steve _____ 1972
 Bryant, Jeramy _____ 2009-10
 Buchanan, Tim _____ 1968
 Buckley, Brian _____ 1967-68
 Bukoski, Duke _____ 2014-15
 Bunn, Dale _____ 1975
 Burso, Alex _____ 1937-38
 Bush, Ellsworth _____ 1950-52
 Butler, Dejaun _____ 2015-16
 Butler, Ray _____ 1981-82
 Butts, Sean _____ 1999-2002

◀ C-C-C ▶

Cabral, Jeff _____ 1977-79
 Cader, Dan _____ 1974
 Cadiz, Joey _____ 2010-11
 Calhoun, Akili _____ 1989-91
 Calveria, Francis _____ 1962-64
 Camanase-Stevens, Makoa _____ 2015-16
 Cambra, Bruce _____ 1962
 Cambra, Jules _____ 1956-59
 Cambra, Lowell _____ 1962
 Cameron, John _____ 1955
 Campbell, Bob M. _____ 1962-63
 Campbell, Bob P. _____ 1962
 Campbell, Calvin _____ 1940
 Campbell, Tavis _____ 1999-2000
 Canon, Ryan _____ 2000
 Carey, James _____ 1936
 Carey, Tim _____ 1997
 Carmichael, Sidney _____ 1936
 Carmona, Camron _____ 2007
 Carpenter, Dan _____ 1965
 Carpenter, Richard _____ 1949-52
 Carpenter, Thomas _____ 1946
 Carroll, John _____ 1960, '62
 Carroll, Sam _____ 1984-87
 Carson, Glenn _____ 1992-94
 Carter, Dwight _____ 1998-99
 Carter, James _____ 1974-75
 Carter, Michael _____ 1990-93
 Carvalho, Bernard _____ 1980-83
 Casillas, Carlos _____ 1965
 Cassidy, Murray _____ 1969-70
 Castillo, Romy _____ 1969
 Castro, Jeremy _____ 2014-15
 Castro, Lyle _____ 1999, 2003
 Castro, Nick _____ 1981, '83
 Cavaco, Russel _____ 1965
 Cavaco-Amoy, Ho'oikaika _____ 2010, '12
 Chan, Earnest _____ 1930-31
 Chang, Gordon _____ 1952
 Chang, Timmy _____ 2000, 2002-04
 Chapman, Brian _____ 1994-97
 Chappell, Mark _____ 1987
 Charles, Jade _____ 1997

Chavies, Sylvester _____ 1972-73
 Cheney, Gary _____ 1972
 Cherry, Raphael _____ 1981-84
 Chibana, Warren _____ 1951
 Ching, Clayton _____ 1955-56
 Ching, Shawn _____ 1988-91
 Chistekoff, Greg _____ 1990
 Chock, Colin _____ 1954-57
 Chock, Harry _____ 1939-40
 Choi, Zeno _____ 2015-16
 Chong, Elroy _____ 1971-72
 Choo, Andrew _____ 1946-49
 Chopp, Alonzo _____ 2005-08
 Chow, Mike _____ 1963-65
 Choy, Kaha'i _____ 2010
 Christian, Steven _____ 2010
 Chu, Abraham _____ 1951
 Chun, Kenton _____ 2011
 Chun, Marc _____ 1971
 Chung, Kai Bong _____ 1940, '46
 Chung, Kaiwi _____ 2016
 Chung, Kayo _____ 1936-39
 Chung, Norman _____ 1960, '62
 Chung, Raymond _____ 1951
 Ciacci, Lane _____ 1973
 Clapp, Justin _____ 2010-12
 Clark, Chester _____ 1971
 Clark, George _____ 1933-36
 Clark, Nicky _____ 1975
 Clark, Tom _____ 1977-78
 Clarke, Ben _____ 2012-15
 Clay, Brian _____ 2011
 Clay, Charles _____ 2011-13
 Clay, Tonnie _____ 1983
 Cleveland, Andrew _____ 1973-76
 Clore, Victor _____ 2006-09
 Clowers, Brett _____ 2000-01
 Clune, Wilson _____ 2002-03
 Cobb-Adams, Kamuela _____ 1995-98
 Cockett, Frank _____ 1936
 Cockett, Herbert _____ 1936-38
 Cockett, Robert _____ 1964
 Cockheran, Jeremiah _____ 2002-03
 Cofer, Craig _____ 2011-13
 Colbert, Justin _____ 1999-2002
 Cole, Larry _____ 1967
 Coleman, Anapuni _____ 2005
 Coleman, Duane _____ 1979, '81-83
 Coleman, Tim _____ 1978
 Coleman, William _____ 1946-48
 Collie, Dylan _____ 2015-16
 Collins, Louis _____ 1923-25
 Collins, Louis _____ 1940, '46-48
 Collins, Sam _____ 1996-97
 Collins, Scott _____ 2010
 Coloma, Burton _____ 1977-79
 Colvin, John _____ 1963
 Conkling, Lloyd _____ 1939-40
 Conley, John _____ 1972
 Conley, Kent _____ 1977-78
 Cook, Larry _____ 1967
 Cooper, Foti _____ 1984
 Corazza, Ron _____ 1966
 Correa, Haku _____ 2009-12
 Correa, Laanui _____ 2000-02
 Correia, Joe _____ 1998-99
 Costello, Jim _____ 1969-70
 Costello, Rich _____ 1966
 Coughlin, Pat _____ 1967
 Coulson, Michael _____ 1988-89
 Coulter, Robert _____ 1939-40
 Cox, Jon _____ 1966
 Cox, Mario _____ 2005
 Cox, Nalei _____ 1991-94
 Cravalho, Josiah _____ 2002

Cravens, Siaki _____ 2010-11
 Crayton, Earl _____ 1970, '72
 Crichton, Don _____ 1981, '83
 Crosby, George _____ 1971
 Cross, Chris _____ 1965
 Cross, William _____ 1951
 Crouch, Richard _____ 1968
 Crowell, Danny _____ 1984-86
 Crowell, Robert _____ 1946-47
 Cruickshank, Bruce _____ 1923-25
 Cruickshank, Ed _____ 1962
 Cruickshank, Jim _____ 1922-25
 Cruise, James _____ 1955
 Chow, Mike _____ 1955
 Cullinan, Brent _____ 1979-80
 Cummins, Greg _____ 1977-78
 Cunningham, Phil _____ 1992-95
 Curnan, Ikaika _____ 2002-05
 Currie, Bob _____ 1970-71
 Cyrus, John _____ 1971, '73

◀ D-D-D ▶

Daily-Lyles, George _____ 2010-13
 Daley, Brenden _____ 2012-13
 Daley, Ricky _____ 1996
 Dang, Johnny _____ 1946-49
 Daniel, Clint _____ 2010
 Daniels, Harry _____ 1952-54
 Danielson, William _____ 1984
 Darke, Billy _____ 1967
 David, Paul _____ 1969
 Davies, Pete _____ 1962
 Davis, Dan _____ 1972
 Davis, Eddie _____ 1971
 Davis, Joe Gary _____ 1975
 Davis, Joe Louis _____ 1991
 Davis, JoPierre _____ 2006-08
 Davis, Lametrius _____ 2009-10
 Davis, Mark _____ 1972
 Davis, Melvin _____ 2015
 Davis, Trevor _____ 2011-12
 Dawson, Charles _____ 1948
 Dean, Desmond _____ 2011
 Dearing, Garrett _____ 2002
 DeCuir, Daryl _____ 1975
 Deering, Tay _____ 1954
 deLaura, Davey _____ 1998-2000
 deLaura, Mel _____ 1974
 deLima, Abner _____ 1955-57
 DeMattei, Gaetano _____ 2014-15
 Derby, Brian _____ 1982-85
 DeRego, Larry _____ 1959
 Derr, Glenn _____ 1958
 Desoto, Manny _____ 1971-74
 Dew, Ben _____ 2013
 Dias, Clarence _____ 1940
 Dias, Clarence _____ 1950
 Dias, Ernest _____ 1936
 Dickerson, Ken _____ 1946
 Dickerson, Ross _____ 2003-06
 Dietrich, Greg _____ 1967
 Dietschy, Steve _____ 1999-2000
 Dilesio, Anthony _____ 1997
 Dillehay, Dick _____ 1967
 Dimude, Chizzy _____ 2009-10
 Dine, Charles _____ 1956
 Directo, Dana _____ 1986-89
 Doi, Herbert _____ 1947-49
 Doi, Mansfield _____ 1948-50
 Doi, Masato _____ 1954
 Dombroski, Paul _____ 1976
 Domingo, Alfredo _____ 1958, '60, '62
 Donovan, Jim _____ 1981-82
 Donovan, Joshua _____ 2012-15
 Dornfield, Dick _____ 1960

Dorothy, Lee _____ 1962-63
 Dorsey, Larry _____ 1974-76
 Dower, Frank _____ 1946-47
 Dowling, Jameel _____ 2008
 Drager, John _____ 1931-32
 Dreisbach, Jude _____ 1993-94
 Duckworth, John _____ 1971-72
 Duncan, Dan _____ 1989-91
 Dunn, Herbert _____ 1936
 Dunnachie, Alex _____ 2009-12
 Dunston, Bill _____ 1968
 Durlington, Alike _____ 2003
 Dustin, Rick _____ 1969-70
 Dutra, Charlie _____ 2001
 Duva, Jeff _____ 1977-78
 Dworsky, David _____ 1969-71
 Dyas, David _____ 1983-86
 Dyer, Skippy _____ 1955-56

◀ E-E-E ▶

Eagle, Dave _____ 1962
 Eaton, Brandon _____ 2002-05
 Eby, Harry _____ 1936
 Edens, Pat _____ 1967
 Edgar, Anthony _____ 1981-82
 Edralin, Daryl _____ 1976
 Edwards, Mike _____ 2011-12
 Edwards, Tala _____ 1984
 Ekno, Jonathan _____ 2001-04
 Elam, Jason _____ 1989-92
 Elam, Matt _____ 1997-99
 Eldridge, Tevarua _____ 2015-16
 Eleneki, Benedict _____ 1936-37
 Eli, Asotui _____ 2015-16
 Elias, James _____ 1980-81, '83-84
 Elimimian, Abraham _____ 2001-04
 Elimimian, Solomon _____ 2005-08
 Ellerson, Rich _____ 1974, '76-77
 Ellis, Agenhart Jr. _____ 1963-65, '66
 Ellis, Agenhart III _____ 1992-95
 Ellis, Bennie _____ 1966
 Ellison, Gary _____ 1994-97
 Endo, Peter _____ 1959, 1963-64
 Enos, Rykin _____ 2010-12
 Enos, Scott _____ 2009-10
 Erwin, Lawrence _____ 1962-64
 Escobar, Carlos _____ 1958
 Esera, Tala _____ 2003-06
 Espiau, Jacob _____ 1999-2000
 Espinda, Alfred _____ 1934-37
 Espinda, Leonard _____ 1937-38
 Espinoza, Bo _____ 1998-99
 Estes, John _____ 2006-09
 Estes, Kenny _____ 2007, '09-11
 Estores, John _____ 1965
 Evans, Clark _____ 2012-13
 Ewaliko, Keelan _____ 2014-16

◀ F-F-F ▶

Faaliliu, Donny _____ 2001
 Faalologo, Penitito _____ 2014-16
 Faaola, Nu _____ 1982-85
 Faaumu, Andrew _____ 2009-11
 Faavae, Brown _____ 2003
 Faavae, Junior _____ 1991-94
 Faavi, Derek _____ 2002-05
 Faga, Matt _____ 2003-04
 Failautusi, Foti _____ 1983
 Faimealelei, Justin _____ 2004-05
 Fakava, Heikoti _____ 1985-88
 Falemalu, Paipai _____ 2009-12
 Falemalu, Rashaan _____ 2016
 Fanning, James _____ 1960
 Faraimo, Preston _____ 2000-01
 Farmer, Brad _____ 1976

Farmer, David _____ 2005-08
 Farmer, Jamal _____ 1989-91
 Farney, Mitch _____ 2007
 Farris II, Rojesterman _____ 2016
 Fatafehi, Wilson _____ 1967-69
 Faumui, Taase _____ 1991-93
 Feigh, Tim _____ 1972-74
 Fellezs, Sherwin _____ 1952, '55-56
 Fenderson, James _____ 1999-2000
 Fergerstrom, Victor _____ 2004-06
 Ferguson, Jason _____ 2004-05
 Fernandez, Charles _____ 1949
 Fernandez, Charlie _____ 1932
 Fernandez, Ed _____ 1923-26
 Fernandez, Vince _____ 1958-59, '60
 Fernandez, Walters _____ 1925-26
 Ferreira, Edwin _____ 1949
 Fiasu, Pesefea Jr. _____ 2002
 Field, Harry _____ 1930
 Fife, Chris _____ 1981-82
 Fitisemanu, Aui _____ 1981-82
 Fitzpatrick, Brian _____ 1966-69
 Fitzsimmons, Art _____ 1947
 Flauta, George _____ 1953
 Flaws, Frank _____ 1972
 Fletcher, George _____ 1980, '82-84
 Fletcher, Mike _____ 1974, '76
 Fletcher, Nathan _____ 1978, '80
 Flint, Jared _____ 2001
 Flores, Quentin _____ 1982, '84-85
 Fo, Mark _____ 1974
 Follner, Matt _____ 1985
 Fong, Harold _____ 1937
 Fonoti, John _____ 2005, '07-09
 Fonseca, Travis _____ 1990-93
 Fontes, Ray _____ 1969-70
 Fonua, Benetton _____ 2012-15
 Foote, Ed _____ 1969-70
 Forester, Briton _____ 2006-07
 Forneris, Louis _____ 1968
 Fornes, John _____ 1966
 Forney, Kynan _____ 1998, 2000
 Foster, Emil _____ 1956
 Foster, Ronald _____ 1960
 Foster, Sam _____ 1956-59
 Fowler, Donald _____ 1951, '53
 Fragas, Harding _____ 1966-67
 Franco, Alfred _____ 1952
 Frank, Larry _____ 1970-71
 Frazier, Thomas _____ 2004
 Freeman, John _____ 1989-90
 Freitas, Glenn _____ 1993-96
 Freitas, Hartwell _____ 1952-55
 Freitas, Robin _____ 1966
 Frias, Renfred _____ 1988-89
 Friel, Calen _____ 2013-14
 Fritzpatrick, Bruce _____ 1971
 Fruean, B.J. _____ 2005
 Fruean, Renolds _____ 2005-06
 Fruechtel, Tom _____ 1969-71
 Fuata, Lui _____ 1999-2002
 Fuga, Lui _____ 1999-2000, '03-04
 Fujishige, Mitsuo _____ 1933-35
 Fujiwara, George _____ 1949-52
 Fukumoto, Clyde _____ 1965
 Fukunaga, Ryan _____ 1964-65, '66-67
 Funaki, Inoke _____ 2006-09
 Funn, Randy _____ 1964
 Furtado, Richard _____ 1933-36
 Furuta, Dayton _____ 2016

◀ G-G-G ▶

Gabriel, Garrett _____ 1987-90
 Gaetano, Bill _____ 1969, '71
 Gagen, Tom _____ 1970

ALL-TIME LETTERWINNERS

Gaison, Blane _____ 1976, '78-80
 Galdeira, Guyton _____ 2005-08
 Galeai, Fiti _____ 1993
 Galeai, Josh _____ 2002
 Galimba, Raschad _____ 1982, '84
 Gant, Chris _____ 2012-13
 Garcia, Harold _____ 1968
 Garcia, Ray _____ 1962
 Garcia-Williams, Jerrol _____ 2012-13, '15-16
 Gardener, Mark _____ 1982-83
 Garland, Jamal _____ 1999-2000
 Garland, Lloyd _____ 1960
 Garner, Miles _____ 1997-2000
 Garnier, Chris _____ 1998-99
 Gaskill, Chris _____ 1985-87
 Gatewood, Donald _____ 1964
 Gay, Howard _____ 1969-70
 Gearing, Vernon _____ 1979, '81-82
 Gener, Julian _____ 2014-15
 George, Henry _____ 1957-58
 George, Indie _____ 1929-32
 George, Kanale _____ 2000, '02
 George, Nolan _____ 1956-59
 George, Phil _____ 1973-76
 George, Talbot _____ 1957-58
 Gerner, Einer _____ 1936-38
 Gerard, Austin _____ 2016
 Gibson, Keith _____ 1974
 Gibson, Mike _____ 1979-80
 Gibson, Jim _____ 1965
 Gifford, Ka'aumoana _____ 2015-16
 Gilbertson, Keith _____ 1970
 Gilbride, Kevin _____ 2000
 Gilliam, Edward _____ 1974
 Gilmore, David _____ 2000-03
 Ginlack, Brysen _____ 2007-08, '10
 Glover, Rodney _____ 1992-95
 Godinet, Tony _____ 1989-90
 Goeas, John _____ 1983-85
 Goeas, Larry _____ 1979-82
 Goeas, Leo _____ 1985, '87-89
 Goeas, Levi _____ 2010
 Gomard, James _____ 1946-49
 Gomes, Dexter _____ 1972-74
 Gomes, Jordan _____ 2009-11
 Gonsalves, Maikai _____ 1933-36
 Gonzales, Stephen _____ 1996, '98
 Goo, Kendall _____ 1991-94
 Goodman, Curtis _____ 1974-76
 Goodrich, Dennis _____ 1965-68
 Goodwin, Dan _____ 1967
 Gordon, Brian _____ 1990-93
 Gordon, John _____ 1970
 Gordon, Patrick _____ 1989
 Gosling, Doug _____ 1999-2000
 Gossett, Neal _____ 2000-02
 Graham, Gery _____ 1995-97
 Graham, Jeff _____ 1975-76
 Graham, Taylor _____ 2013-14
 Grant, Robert _____ 1998-2001
 Grant, Russell _____ 1996
 Grant, Steve _____ 1968-69
 Grasso, Tim _____ 2007-08
 Graunke, Tyler _____ 2005-08
 Graves, David _____ 2010-12
 Gray, Ryan _____ 1998-99
 Gray, Tom _____ 1958, '60
 Green, Alex _____ 2009-10
 Green, Daryl _____ 1991-93
 Green, Gerald _____ 1976-77
 Green, Ryan _____ 1996
 Greg, Mike _____ 1969
 Gregory, Will _____ 2012
 Grice, Regis _____ 1973
 Grice-Mullen, Ryan _____ 2005-07

Griffin, David _____ 2013
 Grimes, Tony _____ 2012
 Grissam, Walter _____ 1992, '94-95
 Guigni, Henry _____ 1946-47
 Guild, Walt _____ 1978-79
 Gutierrez, Moses _____ 1972-73
 Guzman, Ruben _____ 2013-14

◀ H-H-H ▶

Haake, Alvin _____ 1946
 Haake, Phil _____ 1946-48
 Hackbarth, Alan _____ 1998
 Hadama, Richard _____ 1954-56
 Hadan, Don _____ 1967
 Hadden, Tyler _____ 2011-14
 Hafoka, David _____ 2010
 Hagger, Davasyia _____ 2015-16
 Haggerty, Kevin _____ 1983
 Haines, Bruce _____ 1954-56
 Hale, Barry _____ 1968
 Haley, Wayne _____ 1966
 Hall, Michael _____ 1960
 Hall, Ron _____ 1983, '85-86
 Hall, Ronald _____ 1956
 Hall, Ryan _____ 2012
 Hamilton, O.J. _____ 1978-79
 Hammond, John _____ 1967-68
 Han, Howard _____ 1951
 Han, Paul _____ 1962
 Hanawahine, Bryan _____ 1975-78
 Hanchett, Harry _____ 1957
 Haneberg, Scott _____ 1972-73
 Hanes, David _____ 1966
 Hanna, Sam _____ 1969
 Hanneman, Nephi _____ 1964
 Hannum, Eric _____ 1996-97, '99-2000
 Hanohano, Geordon _____ 2009-12
 Hanohano, Moses _____ 1937
 Hansen, Austin _____ 2008-11
 Hansen, Ray _____ 1963
 Hanson, Deacon _____ 1991-93
 Hanson, John _____ 1978
 Hao, John _____ 1992-95
 Hapai, Henry _____ 1934-35
 Harada, Allan _____ 1960
 Hardesty, Lee _____ 1955
 Harding, Matthew _____ 1992-95
 Harding, Scott _____ 2011-14
 Hardy-Tuliau, John _____ 2010-13
 Harley, Patrick Lavar _____ 2001-03
 Harmon, Paul _____ 2005
 Harper, Kenny _____ 1990-91
 Harrington, Dan _____ 1972
 Harrington, David _____ 1964
 Harris, Channon _____ 1999-2001
 Harris, Paul _____ 2015-16
 Harris, Shawn _____ 1994
 Harris, Vaness _____ 1975-76
 Harrison, Larry _____ 1967
 Harrison, Mike _____ 1999-2000
 Hart, Richard _____ 1940
 Haslip, Wilbert _____ 1975-78
 Hatcher, Donnell _____ 1985
 Hawkins, Jakeem _____ 2007
 Hawkins, Josh _____ 1996
 Hawthorne, C.J. _____ 2006-07
 Hayakawa, Kenichi _____ 1935
 Hayes, Cameron _____ 2016
 Haynes, Vasquez _____ 2013, '15
 Haynes, Warren _____ 1936-38
 Haynes, Winston _____ 1990-91
 Hazama, Ralph _____ 1954
 Head, William _____ 1958
 Heard, Jesse _____ 1974-76
 Hedges, Donald _____ 1951

Heffernan, Tom _____ 1988, '90-91
 Heminger, Murray _____ 1925
 Hemmings, Fred _____ 1966
 Hemphill, Fred _____ 1980, '82-84
 Henderson, Demitreus _____ 1992-94, '96
 Henderson, Robert _____ 1939-40
 Henderson, Trayvon _____ 2013-14, '16
 Henry, Ryan _____ 2009-10
 Hensley, Chad _____ 1967
 Hensley, J.R. _____ 2016
 Herbert, Clifton _____ 2000-03
 Herezog, Laddie _____ 1964
 Hernandez, Mark _____ 1994-96
 Herrold, Don _____ 1973-75
 Heun, Jake _____ 2009-10
 Hewett, Kenny _____ 1984
 Hewitt, George _____ 1965
 Hicks, Kalen _____ 2016
 Hidalgo, Bob _____ 1959
 Higa, Richard _____ 1981-84
 Higgins, Jeremy _____ 2012-14
 Higgins, Jimmy _____ 1984-85
 Hildebrand, Mike _____ 1966
 Hill, Keith _____ 1977-79
 Hill, Steve _____ 1969-70
 Himeno, Stanley _____ 1948-49
 Hindle, Bill _____ 1958
 Hipa, Daniel _____ 1946
 Hirahara, Ron _____ 1962
 Hirohata, Kenneth _____ 1960, '62
 Hirohata, Milton _____ 1958-60, '62
 Hirota, Cy _____ 1991-93
 Hirota, Jyun _____ 1946-48
 Hisatake, Ray _____ 2008-09
 Hittner, Brian _____ 2014-15
 Ho, Curtis _____ 1949-50
 Ho, Donald _____ 1950
 Ho-Ching, Daniel _____ 1995, '97-99
 Hodge, Don _____ 1959
 Hodges, John _____ 1940
 Hoffman, John _____ 1967-68
 Hogan, Omega _____ 2002-04
 Holbrook, Mark _____ 1958
 Hollingsworth, Cameron _____ 2002-04
 Hollis, RJ _____ 2014-16
 Hollowell, Britt _____ 1993
 Holmes, Albert _____ 1970, '72-73
 Holmes, Emory _____ 1967-68
 Holokai, Benjamin _____ 1957-58
 Holt, James _____ 1955
 Holt, Lemon "Rusty" _____ 1927-29
 Holt, Walter _____ 1925
 Holyfield, Tony _____ 1978-81
 Hong, Bill _____ 1962-64
 Hong, George _____ 1947-48
 Ho'ohuli, Watson _____ 2001, '03-04
 Hookano, Glenn _____ 1969-70
 Hopewell, Henry _____ 1932-33
 Hopkins, Tank _____ 2009, '11
 Hough, Dick _____ 1967
 Howell, Noel _____ 1929-31
 Hrdlicka, Rick _____ 1964-65, '67
 Hubbard, Len _____ 1966
 Huber, Jack _____ 1938
 Hudgins, Scott _____ 1973
 Huffman, Ralph _____ 1960
 Huggins, Jake _____ 2000
 Hugo, Buddy _____ 1985
 Hulsman, James _____ 1954
 Hunter, Al _____ 1994-97
 Hunter, Wayne _____ 2001-02
 Hurwitz, Loo _____ 1936
 Hutchinson, Carl _____ 1968

◀ I-I-I ▶

Ieru, Raphael _____ 2006-09
 Ikeda, Al _____ 1962-65
 Ilaoa, Nate _____ 2002, '05-06
 Iloilo, Adam _____ 2005
 Imamoto, Donald _____ 1953-54
 Inabata, Arthur _____ 1963
 Inferrera, Daniel _____ 2003
 Inferrera, Jeremy _____ 2003-04
 Ing, James _____ 1934-35
 Ing, Ronald _____ 1949-50
 Ingraham, Corky _____ 1974
 Ingraham, Randy _____ 1970-71
 Ingram, Jake _____ 2005-08
 Ingram, Jerome _____ 1984-85
 Ingram, Luke _____ 2009-12
 Inouye, Roy _____ 1951
 Iosefa, Joey _____ 2011-14
 Iosua, Mike _____ 1998-2001
 Iosua, Parson _____ 1981
 Isaacs, Alvin _____ 1947-48
 Iwanaga, Archie _____ 1953, '57
 Izuka, Daniel _____ 1956-58

◀ J-J-J ▶

Jackson, Houdini _____ 1998
 Jackson, Jerrell _____ 2014
 Jackson, Kasey _____ 1996
 Jackson, Kevin _____ 2000-03
 Jackson, Larry _____ 1975
 Jackson, Marquez _____ 2006
 Jackson, Marrell _____ 2012-15
 Jackson, Mike _____ 1977-78
 Jackson, Nate _____ 1998-2001
 Jackson, Orin _____ 1972
 Jackson, Shaun _____ 1999
 Jackson, Sterling _____ 2011-12
 Jacobsen, Douglas _____ 1965-66
 Jacobson, Wilson _____ 1921-22
 Jardine, Keoni _____ 1977-80
 Jasper, Ivin _____ 1991-93
 Jasper, Jett _____ 2008-11
 Jefferson, Thadius _____ 1983-86
 Jenkins, Chuck _____ 1955
 Jenkins, Mark _____ 1995-97
 Jenkins, Patrick _____ 2002-03
 Jett, DeWayne _____ 1976-79
 Jibblits, Eric _____ 1982
 Jiles, Jovon _____ 1998
 Joas, Pereese _____ 2014-15
 Johnson, Charles _____ 1936-38
 Johnson, Chris _____ 1977-78
 Johnson, Daniel _____ 2006-07, '09
 Johnson, Delmar _____ 1989, '91
 Johnson, Derek _____ 2000
 Johnson, Don _____ 1960-64
 Johnson, Greg _____ 1968-70
 Johnson, Jack _____ 1931-34
 Johnson, Marco _____ 1983, '85-87
 Johnson, M.L. _____ 1983-86
 Johnson, Sam _____ 1984
 Johnson, Shavondi _____ 1992-94
 Johnson, Tom _____ 1971-72
 Jones, Aaron _____ 1968
 Jones, Floyd _____ 1974
 Jones, June _____ 1974
 Jones, Kennan _____ 2006
 Jones, Larry _____ 1986-89
 Jones, Lyndell _____ 1979-80
 Jones, Mike _____ 1967-69
 Jones, Warren _____ 1985, '87-88
 Jordan, Bill _____ 1964-65, '66-67
 Joseph, Neal _____ 1956
 Joy, Jim _____ 1985-87

Judd, Clement _____ 1930
Judd, Frank _____ 1933-35

◀ K-K-K ▶

Kaai, Bill _____ 1969-71
Kaaiialii, Mitchell _____ 1989-91
Kaaihue, Henry _____ 1970
Kaakua, Hiram _____ 1929-30
Kaapuni, Sam _____ 1934-37
Kaaua, Archie _____ 1924-25
Kaawalauole, Ted _____ 1957
Kao, Bill _____ 1924-27
Kafentzis, Kent _____ 1981-82, '84-85
Kafentzis, Kurt _____ 1981-84
Kafentzis, Kyle _____ 1983-86
Kafentzis, Landon _____ 2004-05
Kafentzis, Mark _____ 1980-81
Kafentzis, Mikhail _____ 2005
Kafentzis, Sean _____ 1987
Kafentzis, Tyson _____ 2005-08
Kahale, Chad _____ 2001-04
Kahn, Zehrin _____ 1987
Kahoano, Emlen _____ 1982-83
Kahoano, Haku _____ 1988-91
Kaho'ohanohano, Adrian _____ 1972-74
Kaho'ohanohano, Frank _____ 1951
Kahoonei, Ken _____ 1950
Kahuanui, Harry _____ 1946-49
Kahuanui, Lance _____ 1972-75
Kajioka, Shayne _____ 2000-03
Kalakau, Willy _____ 1983-84
Kalama, Lonn _____ 1996-97
Kaleleiki, Kalani _____ 1986-89
Kalili, James _____ 1967, '69-70
Kalilimoku, Brad _____ 2004-07
Kalilimoku, Chad _____ 2002-03
Kaloi, Alex _____ 1974-76
Kam, Wilfred _____ 1950
Kama, Reynolds _____ 1992-94
Kamai, Sean _____ 1991
Kamakana, John _____ 1959
Kamakana, Spencer _____ 1940
Kamakawiwo'ole, Kila _____ 2002-05
Kamakeeaina, Paulo _____ 1996
Kamalani, Alva _____ 1947
Kamana, William _____ 1974
Kane, Aaron _____ 1985-87
Kane, Eleu _____ 1997-98
Kaneshiro, Gilbert _____ 1953-54
Kanoa, Manly III _____ 1998-2001
Kaonohi, Marques _____ 2003-06
Kapanui, Chad _____ 2001-04
Kapihe, Ellie _____ 1994-97
Kaspari, Ralph _____ 1967-69
Kasparovitch, Eugene _____ 1937
Kato, Bill _____ 1973
Kato, Walter _____ 1951-52
Katoa, Danny _____ 1994-95
Kau, Wendall _____ 1946
Kauahi, Kani _____ 1981
Kauaihilu, Norman _____ 1929-31
Kauffman, Phil _____ 2001-04
Kauhane, Fred _____ 1960
Kauhane, Randy _____ 1965
Kauhane, Jacob _____ 1958
Kauhi, Sione _____ 2016
Kauka, Francis _____ 1936-39
Kauka, Jonathan _____ 1999-2000
Kaulia, Nuuanu _____ 1988-91
Kaulukukui, Joe _____ 1937-40
Kaulukukui, Sol _____ 1946-49
Kaulukukui, Thomas _____ 1934-37
Kawaguchi, Ken _____ 1947, '49-50
Kawakami, Rod _____ 1968-69
Kawasaki, Harold _____ 1957-59, '60

Kawawaki, Edward _____ 1953-56
Kay, Rich _____ 1968-69
Kealoha, Beldin _____ 1976-79
Kealoha, Eddie _____ 1989-91
Kealoha, James _____ 1974
Kealoha, Joe _____ 1962-63
Kealoha, Moses _____ 1949
Keawe, Art _____ 1958-59
Keckeisen, Brian _____ 1975-78
Keith, Lance _____ 1960
Kela, Samson _____ 1985
Kelikipi, West _____ 2003-04
Keliipuleole, Irwin _____ 1959
Kelly, Dan _____ 2005-08
Kema-Kaleiwahea, Makani _____ 2015-16
Kemfort, Robert _____ 1997-2000
Kemp, Marcus _____ 2013-16
Kennedy, Brannon _____ 1994-95
Kenneybrew, Carl _____ 1979-82
Keomaka, Ryan _____ 2004-07
Khan, Zerin _____ 1990
Khan-Smith, Larry _____ 1987-90
Kia, Aaron _____ 2006-09
Kiaaina, Ronald _____ 1946
Kiesel-Kauhane, R.J. _____ 2006-09
Kilbey, Keoni _____ 1990
Kilcoyne, Kekoa _____ 1996-97
Killen, Shephard _____ 1982-84
Kim, Chin Do _____ 1937-40
Kim, Edward _____ 1939
Kim, Peter _____ 1978
Kim, Phillip _____ 1951
Kim, Stanward _____ 1939
Kim, Wallace _____ 1956
Kim, Yong Hee _____ 1930
Kimura, Robert _____ 1946-47
King, Donnie _____ 2011, '13-14
King, Jack _____ 1930-31
Kinilau, Sean _____ 1985-87
Kinoshita, Thomas _____ 1964
Kirby, John _____ 1997, '99
Kirkwood, Keith _____ 2013
Kitagawa, Kenneth _____ 1956-59
Kiyosaki, Tom _____ 1948-49
Kiyuna, Stan _____ 1962
Klaneski, Eddie _____ 1994-97
Kleidon, Greg _____ 2002
Kleinkopf, Karl _____ 1968-69
Klemm, Adrian _____ 1996-99
Knight, Tom _____ 1976-78
Knipple, Woody _____ 1984-85
Ko, Young Suk _____ 1940
Ko, Young Suk _____ 1949
Koahi, Al _____ 1958
Koani, Charlie _____ 1955
Koga, Gilbert _____ 1951
Kojima, Dwayne _____ 1993
Koloamatangi, Leo _____ 2013-16
Koloamatangi, Meffy _____ 2015-16
Kometani, Harold _____ 1937-38, '40
Komine, Britton _____ 2001-04
Kozik, Franklin _____ 1937
Kreutz, Henry _____ 1971
Kreutz, Paul _____ 1973
Kua, Stan _____ 1978
Kuboyama, Clint _____ 1994-95
Kulbeth, Ralph _____ 1976
Kuna, Steve _____ 1964-65
Kunitomo, Casey _____ 1977
Kuratani, Lawrence _____ 1952
Kusunoki, Henry _____ 1932-35
Kyle, Doug _____ 1979-81

◀ L-L-L ▶

Laanui, Roland _____ 1954-57
LaBoy, Cliff _____ 1973-75
LaBoy, Travis _____ 2001-03
Lacey, Gerald _____ 1993-95
LaCount, Kahai _____ 2003-06
LaCount, Kainoa _____ 2009-10
LaDay, Louis _____ 1987
Ladd, Larry _____ 1965
Laeli, Fale _____ 2005-08
Lafaele, Michael _____ 2004-07
Lai, Herbert _____ 1954
Lakalaka, Steven _____ 2013-16
Lalau, Eric _____ 1986-87
Lam Ho, Wallace _____ 1946-47
Lambert, Charles _____ 1946
Lan, Robert _____ 1987
Lane, Malcolm _____ 2006-08
Langkilde, Marcus _____ 2013
LaPointe, Stan _____ 1962-63
Larsen, Greg _____ 1984-85
Larsen, Lee _____ 1981-82
Larsen, Walter _____ 1957-60
Larson, Ron _____ 1962
LaSalle, Steve _____ 1966-68
Lataimua, Tevita _____ 2013
Latuselu, Kala _____ 2003-04
Lau, Fred _____ 1996-98
Lau, Leonard _____ 1987
Lau, Micah _____ 2004-07
Lau, Norman _____ 1964
Lau, Thomas _____ 1951
Laulu, Steve _____ 1996
Laumoli, Jason _____ 2006-07
Laurel, Art _____ 2010-13
Laurel, Clayton _____ 2009-11
Lavatai, Derooy _____ 1965
Leaf, Jared _____ 2012
Leahy, Bob _____ 1970
Leano, Jerry _____ 1995
Leatigaga, Chris _____ 2008-09
Lee, Albert _____ 1939
Lee, Curtis _____ 1968-69
Lee, Francis _____ 1940
Lee, Joseph _____ 1933-36
Lee, Kalae _____ 2000-01
Lee, Paul _____ 1971-73
Lee, Sam _____ 1948
Lee, Warren _____ 1965
Lee-Ho, Zachary _____ 2003
Lefiti, Matagisila _____ 2008-11
Lefotu, Dave _____ 2011-14
Legay, Levi _____ 2010-11
Lehor, Steve _____ 1979-82
Lei, Danny _____ 1981
LeJay, Quincy _____ 1998-99
Lelie, Ashley _____ 1999-2001
Lemes, Al _____ 1925-26
Lene, Jared _____ 2007
Leon, Rich _____ 1968
Leonard, Adam _____ 2005-08
Leonard, Brett _____ 2010-11
Leonard, Joshua _____ 2007-08
Leong, Albert _____ 1939
Leong, Franklin _____ 1957
Leslie, Brandon _____ 2011-12
Letuli, Laupepa _____ 2006-08, '10
Letz, William _____ 1971-73
Levingston, John _____ 1983-86
Lewis, Daniel, Jr. _____ 2014-15
Lewis, Danney _____ 1988-89, '91
Lewis, Gary _____ 1976-80
Lewis, Gerard _____ 2006-07
Lewis, Marlowe _____ 1991

Liana, Bronson _____ 1998-2001
Libre, Daniel _____ 2007-08
Lilili, Faamita _____ 1991-93
Lim, Elmer _____ 2010
Lincoln, Roger _____ 1964
Linkner, Dylan _____ 2005-08
Lipp, Joey _____ 2007-09
Lister, John _____ 2011-12
Little, Walt _____ 1977-78
Liu, Alan _____ 1972
Liu, William _____ 1954
Loeffler, Jordan _____ 2011-12
Logan, Douglas _____ 1939
Lolotai, Mana _____ 2007-10
Lolotai, Waylon _____ 2010-11
Loo, Keola _____ 2000
Look, La'akea _____ 2016
Look, Tim _____ 1949
Lopati, Junior _____ 1984
Lopes, John _____ 1973-75
Lopes, Merv _____ 1980-81
Lorenz, Tim _____ 1985
Louis, Clarence _____ 1934-35
Louis, Tony _____ 1933
Lovell, Frank _____ 1939
Lowe, John _____ 1937
Loyd, Frank, Jr. _____ 2011-14
Luck, Robert _____ 1965-66
Lueke, Bob _____ 1972-73
Lui, Robert _____ 1966
Lum, David _____ 1936-37
Lum, Francis _____ 1947-48
Lum, Tennyson _____ 1960
Lumford, Ricky _____ 1999-2000
Lumpkin, George _____ 1970-71
Luster, John _____ 1968-69
Lutu, Leroy _____ 2011-12
Lutu-Carroll, Paul _____ 2004
Lyman, Albert _____ 1930, '32-33
Lyons, Harry _____ 1991-92
Lyons, Jim _____ 1975
Lyons, Tim _____ 1980-81
Lysen, Paul _____ 1965

◀ M-M-M ▶

Ma'a, Thomas _____ 1953
Ma'afala, Abu _____ 2002-03
Ma'afala, Ben _____ 1985
Ma'afala, Nick _____ 1985-86
Macfarlane, Walter _____ 1926-29
Maclea, Burton _____ 1960
Macon, Johnny _____ 1994-97
Maddox, Melvin _____ 1973
Maeda, Nelson _____ 1977-79
Maeva, David _____ 1987-90
Mageo, Malachi _____ 2015-16
Maggitt, Dee _____ 2011-14
Mahaley, Antwan _____ 2006-09
Mahelona, Steven _____ 2001
Mahi, Don _____ 1969-70
Mahoe, Ikaika _____ 2010
Mahuka, Clayton _____ 1986-89
Mai, Dave _____ 1966
Maialoha, Solomon _____ 1937
Maiava, Lesa _____ 1996
Mailo, Anipati _____ 1999, 2003
Maka, Francis _____ 2008
Malabuyoc, Joseph _____ 2010
Malala, Michael _____ 2005-06
Malapit, Edward _____ 1951-52
Malepeai, Marcus _____ 1993-95
Malepeai, Marcus _____ 2011-14
Mamiya, Christy _____ 1953-56
Mamiya, George _____ 1949-51
Mamiya, Richard _____ 1946-49

H ALL-TIME LETTERWINNERS

Mane, Jason _____	1994-96	Mendez, Richard _____	1952	Nahalea, Albert _____	1930-32	Ortiz, Leo _____	1963-64
Maneafaiga, Bryan _____	2004	Mendonca, Adolph _____	1933-35	Nahoopii, Sam _____	1951	Ostrowski, Jeremiah _____	2009-12
Manera, Paul _____	1989-91	Merlo, Carl _____	1975-76	Nakagawa, Dean _____	1990-91	Oswalt, Carlton _____	1993-96
Manners, Lono _____	2002-05	Merriman, George _____	1937	Nakagawa, Edward _____	1946	Owen, Dustin _____	1998-99
Manoa, David _____	2014-16	Meyer, Francis _____	1937-38	Nakama, Brodie _____	2013-16	Owens, Brian _____	1985-86
Mansfield, Jim _____	1991-93	Meyer, William _____	1939-40	Nakamoto, Robert _____	1963	Owens, Chad _____	2001-04
Manuma, Matt _____	2001-04	Meyers, Ian _____	1978	Nakamura, Ken _____	1946-49		
Manuma, Steve _____	1970-71	Miano, Rich _____	1982-84	Nakazawa, Tony _____	1969-70		
Manutai, Lincoln _____	2003-04	Micus, Dillan _____	1995-96	Nakea, Robert _____	1956		
Manutai, Saipele _____	1974-75	Mihevici, Ed _____	1966	Nakikei, George _____	1953		
Manuwai, Vincent _____	1999-2002	Miller, Dan _____	1972-73	Nakumara, Takeo _____	1923, '25		
Mapu, Simi _____	1975	Miller, Dee _____	1999-2000	Narimatsu, Al _____	1958		
Marcellino, Jerry _____	1976-77	Miller, Terill _____	1962	Nasca, Nathaniel _____	2008		
Marino, Moses _____	1951-52	Millhouse, Kelvin Jr. _____	2001-03	Nash, Allan _____	1963		
Marquardt, Ron _____	1966-68	Mills, Billy _____	1958-59	Natchsheim, Hank _____	1947-48		
Martin, Hubbard _____	1976-78	Mills, Jim _____	1979-82	Natividad, Frank _____	1981-82		
Martin, Michael _____	2013-14	Milne, Kurt _____	2003-06	Nauahi, Viliami _____	2008-09		
Martinez, A.J. _____	2005-07	Milvale, Michael _____	2012-13	Naukana, George _____	1930		
Martinez, Jose _____	1998	Mims, Calvin _____	1997-98	Naukana, George _____	1958-59		
Martinson, Martin _____	1930-31	Miranda, Nolan _____	2003-04	Naumu, Arnold _____	1951-52		
Masch, Zach _____	2010-11	Mitchell, Bill _____	1962	Naumu, Johnny _____	1939-40		
Masifilo, Daniel _____	2013	Mitchell, Thero _____	1999-2002	Nautu, Branch _____	1996		
Massey, Bill _____	1968-70	Miyasato, James _____	1951	Naylon, Raymond _____	1952-54		
Masters, John _____	1972, '74	Miyashiro, Michael _____	2002-03	Neal, Dean _____	1959		
Masterson, Ken _____	1987	Moala, Viane _____	2016	Neill, John _____	1990		
Masuda, Raymond _____	1959-60	Moananu, Eperone _____	2015	Nelson, Alexander _____	1936		
Matagiese, Siasau _____	2011-13	Mock, Chad _____	2005-06	Nelson, Nick _____	2014-15		
Matautia, Solomon _____	2016	Moe, Tanuvasa _____	2002-05	Nelson, Richard _____	1951		
Mateo, Belgelrio _____	1956	Moenoa, Uriah _____	2001-04	Newberry, Myron _____	2006-07		
Matsui, Todd _____	1999-2000	Moetului, Charles _____	1984-87	Newman, Jeff _____	1989-91		
Matsukawa, Sadao _____	1950-53	Mohoric, Mike _____	1968-69	Nickerson, Carl _____	1973		
Matsuo, Kiyoshi _____	1947-50	Mojica, Tom _____	1962-64	Nicola, Bennett _____	2010		
Matsuo, Roy _____	1957-58	Moku, Sam _____	1983-86	Nielsen, Corey _____	2010		
Matsushima, Harris _____	1974-77	Moleni, Harold _____	2012-15	Nihei, Clarence _____	1956-59		
Matsuura, Abraham _____	1939	Mollner, Mark _____	1997-98	Nihiro, Kyle _____	2011-12		
Mauga, Ivan _____	1991	Monico, Jordan _____	2010-11	Niumatalolo, Ken _____	1987-89		
Mauia, Reagan _____	2005-06	Moniz, Bryant _____	2009-11	Noa, Henry _____	1972-73		
May, John _____	1974, '76-77	Monteilh, Keao _____	2004-05, '07-08	Noa, Karl _____	2004-07		
Mayo, Jamal _____	2015-16	Montgomery, Bo _____	2008-09	Noa, Kaulana _____	1996-99		
Mayo, Ken _____	1969-70	Montiho, Cliff _____	1973	Noa, Kilinahe _____	2001-04		
McAlevy, Charles _____	1930	Moody, Andrew _____	1978-81	Nobles, Joe _____	1980, '82-84		
McArthur, Dane _____	1987-90	Moore, Bob _____	1967	Nobriga, Ted _____	1930-31		
McBriar, Mat _____	2000-02	Moore, James _____	1978-80, '82	Noga, Al _____	1984-87		
McBride, Darryl _____	2011-12	Moore, Ken _____	1981-82	Noga, Falaniko _____	1980-83		
McCagg, Dylan _____	2012	Moore, Robert _____	1949-50	Noga, George _____	1993-95		
McCarthy, Tom _____	1982-84	Moreland, Turmarian _____	2004-05	Noga, Pete _____	1983, '85-86		
McClain, Jimmy _____	1998	Moreno, Steve _____	1964	Nomura, Doug _____	1981-84		
McCloud, Kim _____	1987-90	Morgado, Arnold _____	1974-75	Norman, Matt _____	2016		
McCray, Patrick _____	1986-87	Morgan, Bobby _____	1998-2000	Norwood, Brian _____	1983-84, '86-87		
McCreery, Lew _____	1952	Moriyama, Herbert _____	1963-65, '66	Novoa, Aaron _____	2015		
McElroy, Greg _____	1977-78	Morley, Mike _____	1955	Nozoe, Walter _____	1951-53		
McGill, Kelly _____	1991-94	Morris, Wesley _____	1997-98	Nua, Mark _____	1985-88		
McGowen, Kim _____	1974-77	Morrow, Jeff _____	1992-93				
McGregor, Calvin _____	1936	Morse, Anthony _____					
McGregor, Ivanhoe _____	1936	Morse, John _____	1922-25				
McKale, Bill _____	1979-80	Morse, Tony _____	1933-36				
McKay, Nathan _____	2006-08	Moser, Lawrence _____	1952				
McKeague, Allan _____	1956	Moses, Ernest _____	1932-35				
McKenzie, Boyd _____	1937	Mosley, Kyle _____	1984-85				
McKenzie, Gordon _____	1936	Mossman, David _____	1989				
McLemore, Dana _____	1978-81	Mouton, Ryan _____	2007-08				
McLeod, Kingman _____	1978-79	Muir, Blake _____	2012				
McLin, Dennis _____	1966	Mulanga, Dany _____	2015-16				
McNicol, Simmy _____	1922	Mullins, Tom _____	1954				
McPherson, George _____	1938-39	Muraoka, Jason _____	2014-15				
McReynolds, Joe _____	1976	Murray, Daniel _____	2004				
Mead, Dana _____	1969-70	Murray, John _____	1934-35				
Mears, John _____	1971	Murray, Walter _____	1982-85				
Meatoga, Vaughn _____	2008-11	Mutter, Dave _____	1971-73				
Medieros, Jon _____	2007-09	Myers, John _____	1966				
Meier, John _____	1971-72	Myrick, Ollie _____	1990-91				
Melemai, William _____	1974-76						
Meletia, John _____	1963						
Melvin, Calvin _____	1992-94						
Mendez, David _____	1951-52						

◀ N-N-N ▶

Nagata, Allan _____	1930
Nagata, Fred _____	1954-56

◀ O-O-O ▶

Oba, Joseph _____	1947-48, '50
Obbema, Rick _____	1979-80
Oda, Stanley _____	1956-58
O'Doherty, Tim _____	1976
Odum, Mark _____	1987-90
Odum, Zac _____	1991-94
O'Grain, Cliff _____	1959-60
Oka, Mamoru _____	1953-54
Oka, Pat _____	1968-70
Okeke, Ikem _____	2016
Okert, John _____	1968
Okimoto, Randall _____	1995-96
Olchovy, Patrick _____	2004-05
Oliveira, Francis _____	1948
Oliveira, Shane _____	1994-97
Olmos, James _____	1939
Olson, Harold _____	1937-39
Ono, Harry _____	1951
Onosai, Joe _____	1983-86
Ornellas, Kawika _____	2009-12
Ortez, Casey _____	1973

◀ P-P-P ▶

Paahao, Doug _____	1987
Packer, Damien _____	2013-16
Paclebar, Corey _____	2010-12
Padello, Kaimana _____	2016
Paepule, Timo _____	2004-07
Paetz, John _____	1976
Page, Andy _____	1981
Pale, Peter _____	1990-93
Palimoo, Hiram _____	1992-93
Pamplin, Rocky _____	1970
Pang, Henry _____	1957-60
Pang Kee, Tony _____	1990-91
Pannell, John _____	1966
Panora, Joe _____	1978
Paoa, Gene _____	1950
Paredes, Corey _____	2008-11
Paredes, Parker _____	2010
Park, Radford _____	1978
Parkman, Roger _____	1970-71
Parrilla, Harding _____	1978
Pasouquen, Ryan _____	2014-15
Patek, Jacob _____	2006-07
Paternostro, Chuck _____	1969
Patterson, Dave _____	1969-70
Patterson, Don'Yeh _____	2016
Patton, Kenny _____	2002, '04-06
Pau, Lorgon _____	2007
Paul, Matt _____	1996-99
Paul, Tim _____	1974
Paulo, Conrad _____	1994-97
Pedersen, Erik _____	2006-07
Pedro, Thomas _____	1937-38
Pedroza, Quinton _____	2014-15
Pekelo, John _____	1946-47
Pennick, Ron _____	1980-81
Peoples, Khevin _____	2005-08
Perez-Sandoval, Omar _____	1991
Perkins, Mike _____	1973-75
Permitter, Coyle _____	1985
Perry, George _____	2004-05
Perry, Ryan _____	2007-08
Peters, Hyrum _____	2000-03
Peters, Leonard _____	2002-04, '06
Petersen, Henry _____	1957
Peterson, Mike _____	1993-96
Phillips, Andy _____	1996-99
Phillips, Ne'Quan _____	2012-15
Piccola, Joe _____	1986-87
Pickens, Bob _____	1962
Pierce, Anthony _____	2013
Pierson, Terry _____	1969
Pigg, Jauron _____	1998
Pigott, Bob _____	1996-97
Pilares, Kealoha _____	2007-10
Piltz, Maynard _____	1932-35
Pinoski, Rich _____	1986-87
Pittman, Grant _____	1989
Pluckebaum, Vince _____	1972
Plude, Jon _____	1977, '80
Plunkett, Terry _____	1951-52
Polk, James _____	1998
Pollard, Royce _____	2008-11
Poomaihealani, Sam _____	1959
Porlas, Dane _____	2005-08
Posa, Chris _____	2016
Post, Kenneth _____	1963
Poti, Blackie _____	1989

Poti, Simon _____ 2014-15
 Poueu-Luna, Bubba _____ 2011-13
 Poumele, Se'e _____ 2003-04
 Pounds, Mitch _____ 1980
 Preston, Albert _____ 1978-79
 Price, Eugene _____ 1978-80
 Price, Larry _____ 1952
 Price, Larry _____ 1961-64
 Price, Mike _____ 1985
 Price, Roy _____ 1953-56
 Price, Tom _____ 1958
 Pritchard, Jeremiah _____ 2016
 Prohm, Benjamin _____ 1992
 Puaa Alexander _____ 1965
 Puaauli, Iosefa _____ 1996
 Puluti, Bill _____ 1972
 Pung, Moses _____ 1956
 Purcell, Amani _____ 2006-07
 Purcell, Elliott _____ 2007-10
 Purcell, Melila _____ 2003-06
 Purdy, Casey _____ 2010
 Purdy, George _____ 1956
 Purdy, Paul _____ 1995-96
 Pu'u-Robinson, Jordan _____ 2012, '14

◀ Q-Q-Q ▶

Quaintance, Russell _____ 1935-38
 Quarles, Bernard _____ 1981-82
 Quina, Stan _____ 1976

◀ R-R-R ▶

Raappana, Richard _____ 1951
 Rakhshani, Steve _____ 1979-80
 Randall, Louis _____ 1989-91
 Rasmussen, Kory _____ 2015-16
 Rausch, Brent _____ 2008-10
 Rawlins-Crivello, Kapono _____ 2010
 Rea, Steve _____ 1971-72
 Reardon, John _____ 1969
 Reber, Mike _____ 1969-70
 Redd, Verlon _____ 1978-81
 Reed, Daniel _____ 1999
 Reed, Dewey _____ 1994-95
 Reed, Tanoai _____ 1993-94
 Rego, Jayson _____ 2006-09
 Rengal, Mike _____ 1967
 Reuss, Nick _____ 1997
 Reynolds, James _____ 1976
 Reynolds, McKinley _____ 1967-68
 Rhinelander, Harvey _____ 1962-63
 Rhode, Jeffrey _____ 2002-05
 Ricardo, Ramon _____ 1970-71
 Riccardi, Chris _____ 1998-2001
 Rice, Joshua _____ 2006-09
 Richards, Golden _____ 1972
 Richards, Greg _____ 1987
 Richards, Jim _____ 1966
 Richards, Sterling _____ 1975
 Richardson, Pat _____ 1973, '75
 Riewerts, Ed _____ 1979-80
 Riley, Jim _____ 1968-69
 Ripley, Ed _____ 1992-94
 Rivera, Benjamin _____ 1957
 Rivers, Jason _____ 2003-04, '06-07
 Roach, Greg _____ 1994-96
 Roberson, Larry _____ 1974, '76
 Roberts, Calvin _____ 2007-08
 Roberts, Craig _____ 1978-79
 Roberts, Jim _____ 1964-65, '66-67
 Robertson, Ed _____ 1968
 Robertson, Gavin _____ 1987-90
 Robinson, Dan _____ 1998-99
 Robinson, Erik _____ 2007-08
 Robinson, Reggie _____ 1980-81
 Robinson, Robbie _____ 1995-97

Robinson, Sean _____ 1988-90
 Robinson, Sly _____ 1970, '72
 Rodden, Jim _____ 1964-65
 Rodoni, Fred _____ 1967
 Rodrigues, Randolph _____ 1974-76
 Rodrigues, Samson _____ 1959
 Rodriguez, Frank _____ 1958
 Rodriguez, Steve _____ 1968
 Roe, Morrie _____ 1995-97
 Rogers, Jalen _____ 2014-16
 Rolovich, Jack _____ 2004
 Rolovich, Nick _____ 2000-01
 Ronquillo, Ben _____ 1962-65
 Ronquillo, Tom _____ 1975-76
 Roscoe, Chris _____ 1987-89
 Rosehill, Hogan _____ 2010
 Rosehill, Olen _____ 1997-99
 Rosevold, Doug _____ 1996-97
 Ross, Jason _____ 1993-94
 Roth, Mike _____ 1978
 Roundtree, Dave _____ 1966
 Runge, Bryce _____ 2004
 Ruppert, Richard _____ 1971
 Russell, Nathaniel _____ 2006-07
 Rutkowski, Tracy _____ 1987
 Ruttman, Sonny _____ 1922
 Ryder, Roy _____ 1952

◀ S-S-S ▶

Sagapolu, Tavita _____ 1987-90
 Sai, Kapua _____ 2012
 Saint Juste, Diocemy _____ 2013-14, '16
 Sakamoto, Milton _____ 1963
 Sakamoto, Wayne _____ 1947
 Salas, Greg _____ 2007-10
 Salavea, Peter _____ 1995
 Saleamua, Granville _____ 1983-84
 Salisbury, George _____ 1968
 Salvador, Keahi _____ 1990-91
 Samana, Lyno _____ 1989-91
 Samia, Moses _____ 2011-14
 Sample, Ian _____ 2004, '06
 Sampson, Allen _____ 2010-11
 Samson, Ben _____ 1959
 Samuseva, Lance _____ 2000-03
 San Diego, John _____ 1951-52
 Sanchez, Rigoberto _____ 2015-16
 Sansone, Mike _____ 1967
 Santa Cruz, Victor _____ 1991-94
 Santamaria, Bernard _____ 1997
 Santiago, Keala _____ 2016
 Santiago, Lane _____ 1987
 Santiago, Louis _____ 1981-82, '84-85
 Santiago, Walter _____ 1989-91
 Santos, Jake _____ 2008
 Santos, Lester _____ 1952
 Santos, Ryan _____ 2001-02
 Saole, Rustin _____ 2004-07
 Sapolu, Jesse _____ 1979-82
 Sapolu, London _____ 2010-11
 Sarboe, Joe _____ 1966
 Sardo, Joe _____ 1989-91
 Sataua, Itai _____ 1978-79, '81-82
 Satele, Alvis _____ 1981-84
 Satele, Brashton _____ 2006-08
 Satele, Hercules _____ 2004-07
 Satele, Liko _____ 2009-11
 Satele, Samson _____ 2003-06
 Sato, James _____ 1947
 Satterlee, Don _____ 1970-72
 Sauafea, Larry _____ 2004-07
 Saulsberry, Karman _____ 2000-01
 Saunders, Rick _____ 1985-87
 Savaiigaea, Rocky _____ 2006-09
 Sawyer, Harry _____ 1936

Scanlan, Jerry _____ 1976-79
 Schaaf, Mike _____ 1970-71
 Schabacker, Bob _____ 1947
 Schabacker, George _____ 1948-50
 Schackow, Gerald _____ 1960
 Scheible, Jon _____ 1976
 Schichtle, Casper _____ 1959-60
 Schichtle, Henry _____ 1959
 Schmidt, Pat _____ 1977
 Schmidt, Robert _____ 1960
 Schook, Mike _____ 1978-79
 Schroeder, Sean _____ 2012-13
 Schroyer, John _____ 1971-72
 Schultz, Jim _____ 1967-68
 Scott, Mike _____ 1982
 Scotts, Colin _____ 1983-85
 Scullion, Kevin _____ 1976-78
 Scruton, Ben _____ 2016
 Seagrove, Curtis _____ 1967-68
 Searle, David _____ 1987
 Searle, Theodore _____ 1922-25
 Sellers, Mike _____ 2011-12
 Sereno, William _____ 1940
 Seti, Siave _____ 2006-07
 Seumalo, Joe _____ 1985, '87-88
 Shaner, Frank _____ 1940
 Shanner, Eugene _____ 1965-66
 Shaw, Carlos _____ 1995-96
 Shaw, Joe _____ 1992-95
 Shawley, Luke _____ 2014-15
 Sheather, Pat _____ 1958
 Sheridan, George _____ 1963
 Sherrer, Larry _____ 1969-71
 Shibata, Ken _____ 1973-74
 Shibuya, Robert _____ 1946-47
 Shibuya, Steve _____ 1964-65
 Shigematsu, Sean _____ 2011-14
 Shimokawa, Ricky _____ 1993
 Shine, Tom _____ 1966
 Shinnick, Chris _____ 1996-97
 Shintaku, Elton _____ 1971-74
 Shishido, Shinji _____ 1954-55
 Shizuro, James _____ 1954-55
 Shon, Francis _____ 1949, '51
 Shook, Michael _____ 1960
 Shoup, John _____ 1960
 Show, Michael _____ 1966
 Shrout, Chad _____ 1995, '97-99
 Shulte, Robert _____ 1951, '53
 Shutter, Cayman _____ 2010-12
 Siaosi, Ed _____ 1991, 1993
 Sides, Vincent _____ 1981-82, '84-85
 Silen, Axel _____ 1939-40
 Silva, Bill _____ 1967-68
 Silva, Clement _____ 1939-40
 Silva, Hal _____ 1946-49
 Silva, Lawrence _____ 1937-40
 Silva, Louis _____ 1955-57
 Silva, Mana _____ 2008-10
 Silva, Saffrey _____ 2001
 Simmons, Ramsey _____ 1972-73
 Simon, Kirk _____ 1979
 Simon, Kurt _____ 1985
 Simpson, Steve _____ 1968
 Sims, Doug Jr. _____ 1999-2000
 Sims, Jack _____ 1982-84
 Sims, Marty _____ 1982-84
 Sims, Scott _____ 1999-2000
 Sims, Travis _____ 1989-91
 Sing, Robert _____ 1954
 Singh, Bobby _____ 1995-96
 Sione, Earvin _____ 2009
 Sjoquist, Doug _____ 1969-70
 Skinner, Josh _____ 1996-99
 Slade, Larry _____ 1995

Slade-Matautia, Austin _____ 2014
 Slepiski Joe _____ 1965
 Slye, Jordan _____ 2005
 Small, Dominique _____ 2014
 Smiley, Marlon _____ 1992-94
 Smith, Allen _____ 1988-90
 Smith, Anthony _____ 1996, '98-2000
 Smith, Arthur _____ 1974-75, '77-78
 Smith, Bernard _____ 1936-39
 Smith, Brian _____ 1998-2001
 Smith, Chris _____ 1998-99
 Smith, Donald _____ 1929
 Smith, Gary _____ 1965
 Smith, George _____ 1968-69
 Smith, Jeff _____ 1967
 Smith, Nollie _____ 1937-40
 Smith, Spencer _____ 2007-10
 Smith, Tom _____ 1935
 Smith, Vernon _____ 1939
 Snickles, Pat _____ 1967-68
 Snyder, Jerry _____ 1966
 Soares, Blaze _____ 2006-07, '09
 Sole, Mark _____ 1976
 Sone, Masao _____ 1931-33
 Sopoaga, Isaac _____ 2002-03
 Soto, Eric _____ 1962-65
 Sousa, Richard _____ 1951
 Sovio, Henry _____ 1969-71
 Sparks, Glenn _____ 1971
 Spelman, Richard _____ 1982-84
 Spencer, Bob _____ 1920-21
 Spillner, Richard _____ 1953
 Spithill, Jack _____ 1968-69
 Spotts, Gary _____ 1976-78
 Stabile, Bach _____ 1993-94
 Stafford, Bill _____ 1967
 Stanley, Levi _____ 1969-70, '72-73
 Stant, David _____ 1988-89
 Steeve, Doug _____ 1967
 Steinhoff, Keoni _____ 2006-08
 Stennis, Mike _____ 1976-77, '79-80
 Stennis, Sean _____ 2003
 Stephens, Billy _____ 1986-87
 Stephens, David _____ 1973-74
 Stepter, Steven _____ 2009
 Stern, Ken _____ 1962-63
 Stevenson, Richard _____ 1988-91
 Stevenson, Robert _____ 1934-36
 Stevenson, Taz _____ 2014
 Stewart, Coby _____ 1991, '93-94
 Stewart, Dick _____ 1962
 Stickler, Ryan _____ 2003-04
 Stokes, Carl _____ 1980, '83
 Stone, Daniel _____ 1939
 Stone, Jim _____ 1971-72
 Stothers, Jerry _____ 1955-56
 Stranske, Arthur _____ 1937-39
 Street, Vincent _____ 1997-98
 Stringert, Harold _____ 1972-73
 Strohl, Roy _____ 1937-39
 Strong, Frank _____ 1984
 Stubblefield, Devan _____ 2015
 Stuckey, Jim _____ 1967
 Stuprich, Reinhold _____ 1973-74
 Stutzmann, Billy Ray _____ 2010-13
 Stutzmann, Craig _____ 1998-2001
 Sugino, Rocky _____ 1946-47
 Sullivan, Arthur _____ 1951
 Sumida, Mel _____ 1962
 Sur, Hank _____ 1955-56
 Sutherland, Bill _____ 1970
 Sutton, Charles _____ 1973-75
 Sweeney, Chris _____ 1999
 Sydner, Jeff _____ 1989-91
 Sylvester, Joe _____ 1962, '64

◀ T-T-T ▶

Tachibana, Alema	2011
Tachibana, Richard	1948
Tafuna, David	1986-87
Tafuna, Sione	1996-97, 2001
Tagalicod, Ron	1995
Tagawa, Kenneth	1960
Tago, Jamie	2015
Tagoai, Junior	1991
Taimatuia, TJ	2011-14
Takahata, Edwin	1957-58
Takayasu, Saburo	1946-49
Takushi, David	1948-51
Talaesea, Junior	1977-78
Talley, Herman	1989, '91
Tam, William	1954-57
Tamanaha, Kenneth	1962
Tanaka, Susumu	1936-39
Tanigawa, Tyler	1994-97
Tanuvasa, David	1988, '90
Tanuvasa, Maa	1990-92
Tanuvasa, Onosai	1974
Tarver, Marcus	1978-81
Tate, Mark	2001
Tauala, Marvis	1994-95
Taufa, Viliani	2001
Taufaasau, Henry	1959
Taufaasau, Hugh	1965-66
Tautalatasi, Pepe	1990
Tautofi, Daniel	2004-05
Tautofi, Darrell	2003-04
Tavai, Jahlani	2015-16
Taylor, Andre	2005
Taylor, Bill	1955
Taylor, George	1962
Taylor, John	1982-83
Taylor, Jovonte	2008-09
Taylor, Rick	2007-08
Tenno, Toshio	1946-49
Tepa, Iuta	2013
Teshima, Karl	1954-55
Teshima, Larry	1956-57
Tharp, Charles	1997-98
Thevenin, Leon	1936
Thomas, Adrian	2007-10
Thomas, Dave	1976
Thomas, Desmond	2005-08
Thomas, Tony	1995-96
Thompson, Afatia	1998-2000
Thompson, Alexander	1953
Thompson, Chuck	1998
Thompson, Henry	1923-25
Thompson, Rich	1970-72
Tigert, Gary	1974
Timoteo, Kalakaua	2016
Tindall, Terry	1964
Tinoco, Mike	2009-10
Tinoisamoa, Pisa	2000-02
Tipoti, Nofo	1976
Tipton, Gregg	1985-86
Tiwanak, Bronson	2010
Todd, Charles	1976
Todovertto, John	1965
Toeaina, Andrew	1991
Toilolo, Alasi	2008-11
Tokuhamu, Eugene	1964-66
Toloumu, David	1978-81
Tom, Major	1939
Tom, Melvyn	1960
Toma, Edmund	1951-54
Tomimoto, Dan	1964-66
Tomimoto, Stan	1964-66
Tominaga, Howard	1962-64
Tomomitsu, Keith	1997-98

Tong, Sam	1972-73, '76
Tonga, Aulola	2009
Torres, Dakota	2015-16
Torres, Richard	2008-11
Torres, Rudy	1975
Torres-Keohokapu, Breyden	2011
Towns, Charles	1995
Towse, Ed	1925-28
Toyama, Isao	1930-31
Tresler, Mike	1987-90
Tribble, Gordon	1939
Trifonovitch, Alex	2016
Trigilio, Frank	1969
Tsuda, James	1946-47
Tua, Lemoe	1987-90
Tucker, Shawndel	1999-2000
Tufaga, Tuika	2008-09
Tufono, Matt	1994-95
Tuiasoa, Ryan	2015-16
Tuiasosopo, Ana	1983-85
Tuifua, David	1994-95
Tuinei, Mark	1982
Tuinei, Tom	1976-79
Tuinei, Tumua	2016
Tuioti, Tony	1996-99
Tuioti-Mariner, Lafu	2005-08
Tuipulotu, Kaniela	2010-11
Tuitele, Nelson	1949
Tulimaiaiu, Haani	2014
Tulimasealii, Kennedy	2013-15
Tullis, Davine	2016
Tupai, Elijah	2014-16
Turner, Bill	1969-70
Tyremen, Steve	1970-71

◀ U-U-U ▶

Uchida, Blake	1968-69
Uchima, Unkei	1939-40, '46-47
Ueoka, Richard	1952-55
Ulbrich, Jeff	1998-99
Ulufale, Semeri	1977-79, '81
Umeda, Pat	1966-69
Umu, Kamalu	2010
'Unga, Matuisela	2014-16
Unterman, Kent	1981-84
Uperesa, Dane	2003-06
Uperesa, Drew	2009-10
Urban, Brenden	2014-15
Ursery, Darryl	1983-84
Ursua, John	2016
Uso, Tafiti	2001
Uti, Niko	2013-14
Uyeda, Norman	1960

◀ V-V-V ▶

Vail, Jim	1965-66
Vaiioleti, Doug	1990-92
Valverde, Rodrigo	1985-87
Van Ackeren, Kendrick	2012
Vanness, Boyd	1954
Vaughn, Jason	1998
Vegas, Keith	1985
Veikune, David	2006-08
Velasco, Kevin	1976
Velasco, Sal	1990
Vele, Justin	2012-15
Veneri, John	1992-94
Veu, Togi	1985
Vierra, Albert	1951
Vierra, Mike	1975-76
Viliamu, Peter	1990
Voeller, Scott	1975, '77-78
Von Giesen, Elwood	1946

◀ W-W-W ▶

Wa'a, John	2014-16
Wade, Everett	1983-86
Wadsworth, Mike	2009
Wagner, Richard	1973-75
Wainee, Solomon	1960
Waitley, Damon	1958-59, '60
Walker, Derek	1985, '87
Walker, Lewis	2009-10
Walker, Roy	1965
Wallace, Sam	1947-49
Wallace, Sam	1956
Wallwork, Aylett	1957-58, '60, '62
Walsh, James	1962
Walsh, Koldene	1984
Walters, Dennis	1972-73
Warren, Yaphet	1998-99
Washington, Brett	1995
Washington, Michael	2005-08
Watanabe, Eric	1950-53
Watasaki, Sadao	1939-40, '46-47
Watase, Richard	1953
Watkins, Fred	1967
Watson, Keahi	2008
Watson, Keala	2005-08
Weatherby, Roger	1970
Weaver, Avion	1997-2000
Weber, John	1968-69
Weems, Marcus	2003-04
Weidanz, Peter	1986-89
Weight, Charles	1925
Weir, Don	1972-73
Welch, Gerald	2000-01, '03-04
Wentling, C.B.	1995-96
Wescoatt, Norman	1930
West, John	2002-03
Westfall, Ray	1958
Whieldon, Jason	2002-03
Whitaker, Terry	1988-91
Whitby, Ashton	1975
White, Jeris	1970-73
White, Rick	1970-71
Whitson, Steve	1968
Whitted, Lynn	1967
Whittle, Bill	1925-28
Wilde, John	1966
Wilkes, Bob	1957
Williams, Chris	2005
Williams, Daryl	1980-83
Williams, Donnell	1997-98
Williams, Ghana	1993
Williams, Khary	1993-94
Williams, Lance	2012-15
Williams, Lonnie Le'Trae	1998-2001
Williams, Lonnie Lloyd	1967-68
Williams, Manly	1989-91
Williams, Manly	2016
Williams, Marcel	1984-87
Williams, Russell	2015-16
Williams, Steve	1965
Williams, Stewart	1990-93
Williamson, Russ	1976
Wills, Colin	2001-02
Wilson, Bim	1950
Wilson, Lawrence	2005-06
Wilson, Pete	1950
Wilson, Stephen	1993-94
Wilson, Terry	2010
Wilson, Zach	2016
Wily, Aofaga	2013
Winchester-Makainai, Chauncy	2010-12
Windell, Jim	1965
Winfrey, Jerry	1989-90
Winkfield, Bobby	1973-75

Wise, Bernie	1965
Wise, Bill	1922-25
Wise, John	1930-31
Wise, Jonah	1930-31
Wise, Mel	1962-63
Withy-Allen, Shawn	1999-2002
Witney, Lavon	1937
Witteck, Max	2015
Won, Ernest	1936-38
Wong, Hauoli	1995
Wong, John	1939
Wong, Kaleo	2008
Wong, Kim Sing	1951
Wong, Laiana	2002-03
Wong, Lionel	1946-48
Wong, Mun Kin	1940
Wong, Orlando	2004
Wong, Pete	1962
Wong, Richard	1939-40
Wong, Wallace	1947
Wood, Ron	1997
Woodard, Tavita	2011-13
Woodcock, John	1974-75
Woods, Chris	1967
Woodson, Anthony	1980-82, '84
Woodson, Jack	1958
Woodward, Doug	1968
Woolsey, Ikaika	2013-16
Wright, Gary	2000-03
Wright, Jack	1975-78
Wright, Matt	1998, 2000-02
Wright, Robert	1956
Wright, Tim	2004
Wright-Jackson, Leon	2007-09
Wyckoff, Dennis	1971-72

◀ Y-Y-Y ▶

Yamada, Lloyd	1956-57
Yamasaki, Ross	1989
Yamashiro, David	1979
Yamashita, Gerald	1958
Yamashita, Tad	1995
Yap, Beau	2011-14
Yap, Boyd	1981-82
Yee, Andy	1962
Yokono, Jerry	1958
Yorita, Yasuo	1972-73
York, Rod	1994-95
Youd, Bill	1950
Young, Cliff	1962-63, 1965
Young, Gordon	1925
Young, Lamar	1987, '89
Young, Reggie	1981-82
Yowell, Lindsey	1993-94

◀ Z-Z-Z ▶

Zane, George	1933-34
Zimmerman, Eugene	1960
Zinker, Larry	1966
Zoller, Derek	1998
Zwahlen, Aaron	2016

Note: This list is incomplete. If anyone has any factual information regarding names not listed, please contact the UH Sports Media Relations Office.

Former University of Hawai'i quarterbacks Timmy Chang and Colt Brennan re-wrote the school passing and total offense record books with a combined 93 records. The duo also tied or broke 45 NCAA records including career records for yardage (Timmy Chang, 17,072) and touchdowns (Colt Brennan, 131). Those records have since been broken by Houston's Case Keenum.

Chang, a four-year starter from 2000-04, also set the NCAA record for career total offense (16,910) and at the conclusion of his career, ranked third in touchdown passes (117). Brennan, who succeeded Chang from 2005-07, was second all-time in total offense (14,740) and passing efficiency (167.6) and third in career passing yards (14,193) at the conclusion of his career.

TIMMY CHANG (2000-04)

- ▶ Set NCAA passing-yards record (17,072), breaking Ty Detmer's record in the first quarter against Louisiana Tech on Nov. 6, 2004, at Aloha Stadium.
- ▶ 2000 WAC Freshman of the Year and first team all-WAC in 2004. Also named second team all-WAC in 2002 and honorable mention in 2000 and '03.
- ▶ Two-time Sheraton Hawai'i Bowl Most Outstanding Player (2003 and '04). Led UH to victories over Houston in 2003 (475 yds, 5 TDs) and UAB in 2004 (405 yds, 4 TDs).
- ▶ Posted 36 career games with 300 or more yards passing and 11 career games with 400 or more yards. Career-best 534 yards passing at Louisiana Tech on Oct. 18, 2003.
- ▶ Then school-record six touchdown passes against Idaho on Nov. 20, 2004. Recorded 37 career multiple-touchdown games.
- ▶ Started first three games of 2001 season before sitting out the rest of the season and earning a medical hardship.

CHANG'S CAREER STATS

PASSING	G-GS	EFF	CMP	ATT	INT	PCT	YDS	TD	LONG	AVG/G
2000	10-9	112.0	245	469	19	52.2	3,041	19	74	304.1
2001	3-3	130.9	83	140	6	59.3	1,100	6	52	366.7
2002	14-14	122.3	349	624	22	55.9	4,474	25	72	319.6
2003	13-11	126.7	353	601	20	58.7	4,199	29	72	323.0
2004	13-13	135.4	358	602	13	59.5	4,258	38	75	327.5
TOTALS	53-50	125.1	1,388	2,436	80	57.0	17,072	117	75	322.1

COLT BRENNAN (2005-07)

- ▶ Broke or tied 31 NCAA records upon completion of his three-year career, including career touchdown passes (131), single-season touchdown passes (58 in 2006) and most touchdowns responsible for in a career (146).
- ▶ Finished third in the Heisman Trophy voting and was a finalist for the Johnny Unitas Award in 2007. Also named third-team Associated Press All-American.
- ▶ In 2006, captured the Sammy Baugh Award, was a finalist for the Davey O'Brien Award and Cingular National Player of the Year, and was sixth in the Heisman race.
- ▶ Two-time WAC Offensive Player of the Year (2006 and '07) and two-time, first team all-WAC.
- ▶ Posted 30 career games with 300 or more yards passing, 20 career games with 400 or more yards, and four career games with 500 or more yards.
- ▶ Then school-record 559 yards passing against Arizona State in the 2006 Sheraton Hawai'i Bowl.
- ▶ Led the nation in total offense (422.5), touchdown passes (58), passing efficiency (185.96), points responsible for (27.7), completion percentage (72.6%), passing yards (5,549) and passing yards per game (396.4) during record-breaking 2006 season. Broke or tied 20 NCAA records, 17 WAC records and 41 school records that year.

BRENNAN'S CAREER STATS

PASSING	G-GS	EFF	CMP	ATT	INT	PCT	YDS	TD	LONG	AVG/G
2005	12-10	155.5	350	515	13	68.0	4,301	35	87	358.4
2006	14-14	186.0	406	559	12	72.6	5,549	58	79	396.4
2007	12-11	166.3	359	510	17	70.4	4,343	38	67	361.9
TOTALS	38-35	167.6	1,115	1,584	42	70.4	14,193	131	87	373.5

Timmy Chang

Colt Brennan





YEAR-BY-YEAR STATISTICS

(complete team statistics kept since 1967 season; all prior seasons are incomplete)

YEAR-BY-YEAR (HAWAI'I)

Year	Rushing				Passing						Total Offense			Punt Return			Kick Return			Int Return			Penalty		Scoring	
	ATT	YDS	TD	YPG	ATT	CPL	INT	YDS	TD	YPG	PL	YDS	YPG	ATT	YDS	TD	ATT	YDS	TD	INT	YDS	TD	NO	YDS	PTS	PPG
1967	442	1728	-	172.8	233	124	6	1617	10	161.7	675	3345	334.5	35	382	-	30	630	-	12	263	-	66	614	205	20.5
1968	432	1553	18	155.3	324	171	14	2110	23	211.0	754	3663	366.3	46	446	0	41	807	0	15	171	2	56	511	312	31.2
1969	477	1932	21	193.2	302	144	22	1934	14	193.4	746	3866	386.6	30	335	3	40	950	1	14	300	3	40	430	313	31.3
1970	546	2380	25	216.4	250	121	12	1476	12	134.1	795	3856	350.5	34	349	0	34	617	0	26	259	1	63	607	286	26.0
1971	509	2013	22	183.0	288	132	20	1872	9	170.1	796	3885	353.1	35	102	0	41	747	0	21	271	2	78	727	255	23.2
1972	548	2078	21	188.9	244	106	15	1541	16	140.0	792	3619	329.0	22	82	0	32	564	0	17	141	1	81	889	282	25.6
1973	503	1739	9	158.1	243	129	18	1688	12	153.4	746	3427	311.5	37	217	1	28	453	0	13	160	1	73	858	205	18.6
1974	583	1752	14	159.3	271	128	19	1369	7	124.4	855	3121	283.7	27	24	0	39	715	0	21	219	0	78	857	175	15.9
1975	597	2367	13	215.2	157	72	11	883	4	80.3	754	3250	295.5	31	257	2	38	664	0	21	207	2	89	837	180	16.3
1976	574	2222	18	202.0	188	77	19	754	3	68.5	762	2974	270.4	18	56	0	62	949	0	16	144	0	84	818	154	14.0
1977	531	2051	17	187.4	226	121	10	1734	11	157.6	757	3795	345.0	18	226	1	36	559	0	19	243	0	94	1065	250	22.7
1978	575	2280	19	207.3	221	115	10	1503	14	136.6	796	3783	343.9	17	160	0	43	617	0	15	187	0	105	961	251	22.8
1979	590	2829	29	257.2	202	90	9	1136	10	103.3	792	3965	360.5	39	387	2	34	823	0	18	144	0	94	1028	330	30.0
1980	566	2176	20	197.8	213	104	14	1244	7	113.1	779	3420	310.9	31	269	1	34	698	0	16	190	3	98	835	260	23.6
1981	617	2893	29	263.0	226	114	7	1610	10	146.4	843	4503	409.4	37	396	3	23	444	0	13	170	0	79	750	328	29.8
1982	547	2112	18	192.0	272	144	9	1884	10	171.3	819	3996	363.3	23	197	0	27	458	0	16	174	1	79	606	240	21.8
1983	456	1363	12	123.9	315	176	17	2546	18	231.5	771	3909	355.4	30	240	0	28	560	0	15	179	0	88	777	251	22.8
1984	482	1800	15	163.6	301	148	5	2197	6	199.7	783	3997	363.4	41	292	1	29	514	0	17	126	0	71	615	217	19.7
1985	551	1866	18	155.5	342	185	13	2441	12	203.4	893	4307	358.9	33	221	0	29	607	0	20	185	2	104	869	269	22.4
1986	489	1540	16	128.3	393	216	20	2709	11	225.8	882	4249	354.1	30	297	0	44	890	0	12	115	2	83	695	238	19.8
1987	576	2414	28	201.2	312	152	14	2334	12	194.5	888	4748	395.7	33	218	0	41	877	0	21	199	2	72	596	337	28.0
1988	625	2721	24	226.8	260	139	11	2287	20	190.6	885	5008	417.3	24	207	0	50	1150	1	16	359	2	88	708	383	31.9
1989	603	3054	34	254.5	284	157	14	2312	18	192.7	887	5366	447.2	31	334	1	44	826	0	16	246	3	111	817	457	35.1
1990	495	2105	20	175.4	347	173	17	2819	26	234.9	842	4924	410.3	43	514	1	42	758	0	17	171	0	84	750	374	31.1
1991	627	3416	32	284.7	252	101	14	1592	7	132.7	879	5008	417.3	26	207	0	45	986	1	7	87	0	74	578	335	27.9
1992	630	3519	32	293.3	188	80	6	1316	11	109.7	818	4835	402.9	30	370	2	38	833	2	14	113	2	74	565	394	32.8
1993	569	3247	35	270.6	234	117	6	1937	17	161.4	803	5184	432.0	31	289	1	39	805	0	7	58	0	70	670	393	32.8
1994	516	2384	18	198.7	303	142	20	1952	11	162.7	820	4336	361.3	34	247	3	41	845	0	8	98	1	88	617	260	21.7
1995	559	2688	27	224.0	277	135	5	1892	10	157.7	835	4580	381.7	26	162	0	53	1057	0	8	115	1	98	824	285	23.8
1996	468	1632	9	136.0	304	154	15	1441	9	120.1	772	3073	256.1	25	210	0	52	991	0	7	151	2	70	595	161	13.4
1997	459	1085	14	90.4	377	210	22	2469	5	205.8	836	3554	296.2	35	359	0	42	807	0	10	56	0	88	734	189	15.8
1998	432	1313	6	109.4	383	169	15	2211	11	184.3	815	3524	293.7	33	286	0	53	1052	0	3	90	0	82	664	149	12.4
1999	294	1069	13	82.2	577	297	19	3944	28	328.7	871	5013	417.8	38	282	0	45	876	0	17	272	3	115	1069	348	26.7
2000	239	885	13	73.8	609	309	23	3875	25	322.9	848	4760	396.7	30	294	0	55	1066	0	12	90	0	116	830	294	24.5
2001	285	976	13	81.3	570	327	16	4576	41	381.3	855	5552	462.7	35	395	2	39	1180	2	14	377	3	95	845	483	40.2
2002	308	1533	26	109.5	731	407	26	5406	35	386.1	1039	6939	495.6	39	334	0	59	1264	0	18	319	4	122	1041	502	35.8
2003	318	1452	18	103.7	754	444	27	5382	42	384.4	1072	6834	488.1	49	439	0	47	1019	1	15	66	1	105	929	486	34.7
2004	264	1247	17	95.9	636	370	18	4402	38	338.6	900	5649	434.5	38	532	5	62	1241	1	14	80	1	78	647	467	35.9
2005	279	1103	11	91.9	578	379	15	4611	37	384.2	857	5714	476.2	11	72	0	59	1110	0	9	114	0	101	872	368	30.6
2006	298	1651	22	117.9	615	444	12	6178	62	441.3	913	7829	559.2	29	233	0	46	909	1	14	290	3	103	929	656	46.8
2007	279	944	16	72.6	663	459	23	5713	51	439.5	942	6657	512.1	25	311	1	61	1482	3	20	421	5	91	861	564	43.4
2008	412	1323	18	94.5	490	290	22	3518	24	251.3	902	4841	345.8	31	62	0	67	1370	1	15	252	1	122	1097	345	24.6
2009	292	1306	12	100.5	569	339	17	4381	25	337.0	861	5687	437.5	23	150	0	67	1518	0	12	69	0	78	652	296	22.8
2010	308	1489	25	106.4	618	394	17	5520	42	394.3	926	7009	500.6	19	72	0	57	1149	0	23	322	3	90	836	454	39.6
2011	301	1240	22	95.4	598	359	10	4014	29	308.8	899	5254	404.2	26	227	0	60	1434	0	14	240	2	79	597	409	31.5
2012	439	1303	12	108.6	398	206	13	2266	12	188.8	837	3569	297.4	25	321	2	58	1488	3	9	79	1	71	648	254	21.2
2013	428	1375	12	114.6	519	296	22	3617	31	301.4	947	4992	416.0	25	186	0	53	1111	0	9	85	1	88	777	329	27.4
2014	524	1943	15	149.5	469	231	14	2794	15	214.9	993	4737	364.4	26	229	0	41	789	0	11	139	0	80	640	272	20.9
2015	425	1611	15	123.9	422	202	21	1542	12	192.4	847	4112	316.3	26	201	1	53	1130	1	3	36	0	107	897	229	17.6
2016	477	2293	25	163.8	438	257	15	3185	25	227.5	915	5478	391.3	8	63	0	64	1403	0	11	78	1	116	1003	396	28.3

Regular-season games' statistics only through 2001

Statistics include bowl games starting in 2002

Bold indicates all-time season high

(complete team statistics kept since 1967 season; all prior seasons are incomplete)

YEAR-BY-YEAR (OPPONENTS)

Year	Rushing				Passing						Total Offense			Punt Return			Kick Return			Int Return			Penalty		Scoring	
	ATT	YDS	TD	YPG	ATT	CPL	INT	YDS	TD	YPG	PL	YDS	YPG	ATT	YDS	TD	ATT	YDS	TD	INT	YDS	TD	NO	YDS	PTS	PPG
1967	453	1043	-	104.3	205	88	12	1040	-	104.4	658	2083	208.3	19	132	-	41	575	-	6	67	-	64	578	118	11.8
1968	444	1365	11	136.5	261	118	15	1892	15	189.2	705	3257	325.7	37	221	1	46	751	1	14	132	1	54	553	199	19.9
1969	486	1805	17	180.5	230	109	14	1675	9	167.5	716	3480	348.0	27	149	0	56	966	1	22	240	0	45	420	235	21.3
1970	457	1345	8	122.3	334	127	26	1850	11	168.1	801	3196	290.5	27	116	0	52	1092	0	12	182	0	54	428	149	13.5
1971	487	1747	17	158.0	279	120	21	1726	12	156.9	766	3473	315.7	25	76	0	35	668	0	20	177	1	68	816	225	20.5
1972	461	1364	17	124.0	262	113	17	1545	7	140.4	722	2909	264.5	34	347	0	49	971	0	15	232	2	68	660	214	19.5
1973	506	1415	12	128.7	233	97	13	1333	3	121.1	739	2748	249.9	22	55	0	42	898	0	18	328	2	73	805	152	13.8
1974	657	2072	13	188.3	210	78	21	1126	10	102.4	767	3177	288.8	36	302	0	41	834	0	19	248	1	94	1013	211	19.1
1975	506	1779	12	161.7	208	105	21	1514	10	137.6	714	3288	298.9	14	138	1	31	623	1	11	109	2	77	753	201	18.2
1976	589	2993	37	272.0	203	104	15	1714	15	155.8	792	4707	427.9	35	222	0	26	515	0	19	196	0	98	1010	377	34.2
1977	576	2757	20	250.6	264	120	19	1659	8	150.8	840	4416	401.5	26	79	-	44	819	-	10	150	1	95	1023	233	21.2
1978	555	2214	21	201.3	264	137	15	1941	12	174.0	919	4118	374.9	23	171	1	41	749	0	10	140	1	81	938	280	25.5
1979	509	1835	19	166.8	259	126	17	1539	7	139.9	768	3374	306.7	15	42	0	50	829	0	9	160	0	82	730	213	19.4
1980	512	2031	16	184.6	318	152	14	1865	8	169.5	830	3896	354.2	20	63	1	41	755	0	14	173	1	83	747	212	19.2
1981	418	1230	3	111.8	337	171	13	2131	10	193.7	755	3361	305.5	21	78	0	47	930	1	8	49	0	70	613	130	11.8
1982	454	2151	20	195.5	305	170	16	2288	8	208.0	759	4439	403.5	25	162	1	29	415	0	9	56	0	74	657	230	20.9
1983	533	1955	21	177.7	272	143	14	1881	9	171.0	805	3836	348.7	29	122	0	38	671	0	17	118	0	59	444	236	21.4
1984	456	1719	15	156.3	301	156	17	2028	6	184.4	757	3747	340.6	26	150	0	38	686	0	5	13	0	88	665	181	16.5
1985	486	1593	21	132.8	357	204	19	2619	9	218.3	843	4212	351.0	26	169	-	40	815	-	13	76	-	77	641	261	21.8
1986	470	1350	15	112.5	321	178	11	1873	9	156.1	791	3223	268.6	29	327	1	49	762	0	21	367	4	85	624	235	19.5
1987	508	1537	24	128.1	361	199	20	2633	12	219.4	869	4170	347.5	27	220	1	64	1272	0	17	76	0	75	638	300	25.0
1988	483	1689	15	140.8	385	211	15	2874	19	239.5	868	4563	380.3	31	218	0	68	1495	0	11	65	0	83	727	283	23.5
1989	428	1152	16	96.0	382	212	16	2690	13	224.2	810	3842	320.2	24	196	1	78	1442	0	15	139	0	68	572	248	19.0
1990	494	1365	15	113.8	427	230	14	2794	16	232.8	921	4159	346.6	23	267	0	70	1033	0	17	137	0	82	675	257	21.4
1991	502	2222	32	185.2	321	191	7	3161	16	263.4	823	5383	448.6	41	413	2	53	991	1	14	228	2	74	695	388	32.3
1992	501	2003	23	293.5	400	222	14	3004	14	250.3	901	5007	417.3	24	315	1	59	1147	0	6	85	1	67	619	300	25.0
1993	545	2249	25	187.4	324	194	7	2879	18	239.9	873	5128	427.3	20	225	1	41	896	0	6	132	1	70	670	357	29.8
1994	549	1982	18	165.2	334	189	8	2508	14	209.0	883	4490	374.2	20	169	0	44	964	0	20	221	1	100	849	273	22.8
1995	502	2616	37	218.0	353	202	8	2563	16	213.6	855	5179	431.6	19	225	1	37	740	0	5	14	0	76	669	401	33.4
1996	538	2797	28	233.1	300	163	7	2143	21	178.6	838	4940	411.7	44	594	3	49	701	0	15	174	1	80	634	433	36.1
1997	481	1676	13	139.7	339	169	10	2188	17	182.3	820	3864	322.0	36	639	6	40	867	0	22	345	3	87	690	308	25.7
1998	480	2269	25	189.1	314	189	3	2484	25	207.0	839	4753	396.1	56	616	2	27	716	2	15	161	0	83	591	422	35.2
1999	567	2240	23	186.7	360	211	17	2283	16	190.3	927	4523	376.9	29	202	1	56	1053	0	19	218	0	115	936	332	25.5
2000	593	2529	26	210.8	331	184	12	2333	18	194.4	924	4862	405.2	20	149	1	47	948	0	23	487	3	96	794	399	33.2
2001	544	2183	15	181.9	447	244	14	2997	22	249.8	991	5180	431.7	18	141	0	58	1237	2	16	428	1	111	919	318	26.5
2002	596	2362	24	168.7	495	253	18	3168	21	226.3	1091	5530	395.0	25	453	3	58	1214	0	26	234	0	120	1043	389	27.7
2003	590	2217	28	158.4	461	261	15	3351	17	239.4	1051	5568	397.7	27	289	0	44	1044	0	27	293	3	98	862	427	30.5
2004	609	3284	42	252.6	423	236	14	3057	21	235.2	1032	6341	487.8	40	419	1	46	1192	0	18	195	1	111	911	499	38.3
2005	482	2251	28	187.6	380	236	9	3010	25	250.8	862	5261	438.4	16	251	1	51	989	0	15	225	2	89	874	428	35.6
2006	485	1905	13	136.1	446	224	14	3384	29	241.7	931	5289	377.8	8	62	0	66	1439	1	12	49	0	72	635	337	24.0
2007	500	1740	20	133.8	454	259	20	2782	16	214.0	954	4522	347.8	14	250	1	88	2100	2	23	229	1	85	727	331	25.5
2008	515	1989	18	142.1	409	240	15	3063	27	218.8	924	5052	360.0	27	268	1	54	1317	1	22	248	3	86	739	404	28.9
2009	537	2624	33	201.8	334	214	12	2635	16	202.7	871	5259	404.5	9	15	0	48	1059	0	17	142	1	68	641	383	29.5
2010	524	1902	20	135.9	445	262	23	3104	24	221.7	969	5006	357.6	16	229	1	90	1810	0	17	345	3	90	782	357	25.5
2011	475	2202	19	142.5	424	247	14	3184	28	244.9	899	5036	387.4	4	30	0	69	1244	0	10	138	0	81	736	378	29.1
2012	324	2282	34	190.2	308	169	9	2193	20	182.8	830	4475	372.9	30	350	0	42	917	1	13	283	4	76	748	428	35.7
2013	578	2563	27	213.6	416	248	9	3373	27	281.1	994	5936	494.7	23	93	0	34	749	0	22	314	3	69	635	465	38.8
2014	537	2240	19	172.3	421	243	11	3196	26	245.8	958	5436	418.2	18	29	0	28	770	0	14	136	0	83	698	349	26.8
2015	686	3118	33	239.8	364	224	3	2716	23	208.9	1050	5834	448.8	28	209	0	25	667	1	21	246	0	90	799	463	35.6
2016	620	3279	31	234.2	393	246	11	3183	29	227.4	1013	6462	461.6	29	292	1	44	891	0	15	281	4	96	915	522	37.3

Regular-season games' statistics only through 2001

Statistics include bowl games starting in 2002

Bold indicates all-time season high




YEAR-BY-YEAR RESULTS

YEAR	OVERALL								COLLEGIATE				CONFERENCE				FINAL VS				HEAD COACH
	W	L	T	PCT					Home	Away	Neu.	W	L	T	PCT	W	L	T	PCT	FINISH	
1909	2	2	0	.500	2-2-0	0-0-0	0-0-0	-	-	-	-	-	-	-	-	-	-	-	-	Austin Jones	
1910	4	2	0	.667	4-2-0	0-0-0	0-0-0	-	-	-	-	-	-	-	-	-	-	-	-	Austin Jones	
1911	2	2	0	.500	2-2-0	0-0-0	0-0-0	-	-	-	-	-	-	-	-	-	-	-	-	Austin Jones	
1912-14	No Team																				
1915	5	1	1	.500	5-1-1	0-0-0	0-0-0	-	-	-	-	-	-	-	-	-	-	-	-	John Peden	
1916	3	2	1	.583	3-2-1	0-0-0	0-0-0	-	-	-	-	-	-	-	-	-	-	-	-	William Britton	
1917	4	0	1	.900	4-0-1	0-0-0	0-0-0	-	-	-	-	-	-	-	-	-	-	-	-	Dave Crawford	
1918	3	1	0	.750	3-1-0	0-0-0	0-0-0	-	-	-	-	-	-	-	-	-	-	-	-	Dave Crawford	
1919	4	0	1	.900	4-0-1	0-0-0	0-0-0	-	-	-	-	-	-	-	-	-	-	-	-	Dave Crawford	
1920	6	2	0	.750	6-2-0	0-0-0	0-0-0	0	1	0	.000	-	-	-	-	-	-	-	-	Raymond Elliot	
1921	3	3	2	.500	3-3-2	0-0-0	0-0-0	0	1	0	.000	-	-	-	-	-	-	-	-	Otto "Proc" Klum	
1922	5	1	1	.786	5-1-1	0-0-0	0-0-0	1	0	0	1.000	-	-	-	-	-	-	-	-	Otto "Proc" Klum	
1923	5	1	2	.750	5-0-1	0-1-0	0-0-0	1	1	0	.000	-	-	-	-	-	-	-	-	Otto "Proc" Klum	
1924	8	0	0	1.000	8-0-0	0-0-0	0-0-0	1	0	0	1.000	-	-	-	-	-	-	-	-	Otto "Proc" Klum	
1925	10	0	0	1.000	9-0-0	1-0-0	0-0-0	3	0	0	1.000	-	-	-	-	-	-	-	-	Otto "Proc" Klum	
1926	5	4	0	.556	5-4-0	0-0-0	0-0-0	0	2	0	.000	-	-	-	-	-	-	-	-	Otto "Proc" Klum	
1927	5	2	0	.714	5-2-0	0-0-0	0-0-0	2	1	0	.667	-	-	-	-	-	-	-	-	Otto "Proc" Klum	
1928	2	5	0	.286	2-5-0	0-0-0	0-0-0	0	2	0	.000	-	-	-	-	-	-	-	-	Otto "Proc" Klum	
1929	4	3	0	.571	4-2-0	0-1-0	0-0-0	0	3	0	.000	-	-	-	-	-	-	-	-	Otto "Proc" Klum	
1930	5	2	0	.714	5-1-0	0-1-0	0-0-0	2	1	0	.667	-	-	-	-	-	-	-	-	Otto "Proc" Klum	
1931	3	2	1	.583	3-2-1	0-0-0	0-0-0	2	1	0	.667	-	-	-	-	-	-	-	-	Otto "Proc" Klum	
1932	2	1	1	.625	2-1-1	0-0-0	0-0-0	-	-	-	-	-	-	-	-	-	-	-	-	Otto "Proc" Klum	
1933	4	3	0	.571	3-3-0	1-0-0	0-0-0	1	1	0	.500	-	-	-	-	-	-	-	-	Otto "Proc" Klum	
1934	6	0	0	1.000	6-0-0	0-0-0	0-0-0	2	0	0	1.000	-	-	-	-	-	-	-	-	Otto "Proc" Klum	
1935	5	3	0	.625	5-1-0	0-2-0	0-0-0	1	3	0	.250	-	-	-	-	-	-	-	-	Otto "Proc" Klum	
1936	3	5	0	.375	3-5-0	0-0-0	0-0-0	0	1	0	.000	-	-	-	-	-	-	-	-	Otto "Proc" Klum	
1937	2	6	0	.250	2-6-0	0-0-0	0-0-0	1	2	0	.333	-	-	-	-	-	-	-	-	Otto "Proc" Klum	
1938	4	4	0	.500	4-2-0	0-2-0	0-0-0	1	4	0	.200	-	-	-	-	-	-	-	-	Otto "Proc" Klum	
1939	3	6	0	.333	2-5-0	1-1-0	0-0-0	1	4	0	.200	-	-	-	-	-	-	-	-	Otto "Proc" Klum	
1940	2	5	0	.286	2-5-1	0-0-0	0-0-0	1	2	0	.333	-	-	-	-	-	-	-	-	Eugene "Luke" Gill	
1941	8	1	0	.889	6-1-0	2-0-0	0-0-0	3	0	0	1.000	-	-	-	-	-	-	-	-	Gill/Kaulukukui	
1942-45	No Team (World War II)																				
1946	8	2	0	.800	6-2-0	2-0-0	0-0-0	3	2	0	.600	-	-	-	-	-	-	-	-	Tom Kaulukukui	
1947	8	5	0	.615	7-4-0	1-1-0	0-0-0	3	5	0	.375	-	-	-	-	-	-	-	-	Tom Kaulukukui	
1948	7	4	1	.625	6-3-1	1-1-0	0-0-0	1	4	0	.200	-	-	-	-	-	-	-	-	Tom Kaulukukui	
1949	6	3	0	.667	5-2-0	1-1-0	0-0-0	2	3	0	.400	-	-	-	-	-	-	-	-	Tom Kaulukukui	
1950	5	4	2	.545	5-3-1	0-1-1	0-0-0	3	4	1	.438	-	-	-	-	-	-	-	-	Tom Kaulukukui	
1951	4	7	0	.364	4-5-0	0-2-0	0-0-0	1	5	0	.167	-	-	-	-	-	-	-	-	Archie Kodros	
1952	5	5	2	.500	4-3-2	1-2-0	0-0-0	1	3	1	.300	-	-	-	-	-	-	-	-	Hank Vasconcellos	
1953	5	6	0	.455	5-3-0	0-3-0	0-0-0	1	3	0	.250	-	-	-	-	-	-	-	-	Hank Vasconcellos	
1954	4	4	0	.500	3-3-0	1-1-0	0-0-0	1	2	0	.333	-	-	-	-	-	-	-	-	Hank Vasconcellos	
1955	7	4	0	.636	6-3-0	1-1-0	0-0-0	1	3	0	.250	-	-	-	-	-	-	-	-	Hank Vasconcellos	
1956	7	3	0	.700	7-1-0	0-2-0	0-0-0	3	2	0	.600	-	-	-	-	-	-	-	0-1-0	Hank Vasconcellos	
1957	4	4	1	.500	2-3-1	2-1-0	0-0-0	3	3	0	.500	-	-	-	-	-	-	-	-	Hank Vasconcellos	
1958	5	7	0	.417	4-5-0	1-2-0	0-0-0	2	4	0	.333	-	-	-	-	-	-	-	-	Hank Vasconcellos	
1959	3	6	0	.333	1-5-0	2-1-0	0-0-0	3	5	0	.375	-	-	-	-	-	-	-	-	Hank Vasconcellos	
1960	3	7	0	.300	2-4-0	1-3-0	0-0-0	2	7	0	.222	-	-	-	-	-	-	-	-	Hank Vasconcellos	
1961	No Team																				
1962	6	2	0	.750	5-1-0	1-1-0	0-0-0	2	2	0	.500	-	-	-	-	-	-	-	-	Jim Asato	
1963	5	5	0	.500	4-4-0	1-1-0	0-0-0	1	4	0	.200	-	-	-	-	-	-	-	-	Jim Asato	
1964	4	5	0	.444	3-3-0	1-2-0	0-0-0	2	5	0	.286	-	-	-	-	-	-	-	-	Jim Asato	
1965	1	8	1	.150	1-5-1	0-3-0	0-0-0	1	7	0	.125	-	-	-	-	-	-	-	-	Clark Shaughnessy	
1966	4	6	0	.400	4-3-0	0-3-0	0-0-0	3	6	0	.333	-	-	-	-	-	-	-	-	Phil Sarboe	
1967	6	4	0	.600	5-3-0	1-1-0	0-0-0	6	4	0	.600	-	-	-	-	-	-	-	-	Don King	
1968	7	3	0	.700	7-1-0	0-2-0	0-0-0	6	3	0	.667	-	-	-	-	-	-	-	-	Dave Holmes	
1969	6	3	1	.650	4-3-1	2-0-0	0-0-0	6	3	1	.650	-	-	-	-	-	-	-	-	Dave Holmes	
1970	9	2	0	.818	7-1-0	2-1-0	0-0-0	9	2	0	.818	-	-	-	-	-	-	-	-	Dave Holmes	
1971	7	4	0	.636	7-2-0	0-2-0	0-0-0	7	4	0	.636	-	-	-	-	-	-	-	0-1-0	Dave Holmes	
1972	8	3	0	.727	7-2-0	1-1-0	0-0-0	8	3	0	.727	-	-	-	-	-	-	-	0-1-0	Dave Holmes	

YEAR-BY-YEAR RESULTS

YEAR	OVERALL							COLLEGIATE				CONFERENCE				FINAL VS				
	W	L	T	PCT	Home	Away	Neu.	W	L	T	PCT	W	L	T	PCT	FINISH	BOWL	RANK	TOP 25	HEAD COACH
1973	9	2	0	.818	7-2-0	2-0-0	0-0-0	9	2	0	.818	-	-	-	-	-	-	-	-	Dave Holmes
1974	6	5	0	.545	5-4-0	1-1-0	0-0-0	6	5	0	.545	-	-	-	-	-	-	-	-	Larry Price
1975	6	5	0	.545	6-3-0	0-2-0	0-0-0	6	5	0	.545	-	-	-	-	-	-	-	1-0-0	Larry Price
1976	3	8	0	.273	3-6-0	0-2-0	0-0-0	3	8	0	.273	-	-	-	-	-	-	-	0-1-0	Larry Price
1977	5	6	0	.455	5-4-0	0-2-0	0-0-0	5	6	0	.455	-	-	-	-	-	-	-	-	Dick Tomey
1978	6	5	0	.545	6-3-0	0-2-0	0-0-0	6	5	0	.545	-	-	-	-	-	-	-	0-2-0	Dick Tomey
1979	6	5	0	.545	5-4-0	1-1-0	0-0-0	6	5	0	.545	3	4	0	.429	T4th	-	-	0-1-0	Dick Tomey
1980	8	3	0	.727	6-2-0	2-1-0	0-0-0	8	3	0	.727	4	3	0	.571	3rd	-	-	-	Dick Tomey
1981	9	2	0	.818	6-2-0	3-0-0	0-0-0	9	2	0	.818	6	1	0	.857	2nd	-	-	0-1-0	Dick Tomey
1982	6	5	0	.545	5-3-0	1-2-0	0-0-0	6	5	0	.545	4	4	0	.500	5th	-	-	0-1-0	Dick Tomey
1983	5	5	1	.500	4-3-1	1-2-0	0-0-0	5	5	1	.500	3	3	1	.500	5th	-	-	-	Dick Tomey
1984	7	4	0	.636	6-3-0	1-1-0	0-0-0	7	4	0	.636	5	2	0	.714	2nd	-	-	0-1-0	Dick Tomey
1985	4	6	2	.417	1-6-1	3-0-1	0-0-0	4	6	2	.417	4	3	1	.563	4th	-	-	0-2-0	Dick Tomey
1986	7	5	0	.583	6-2-0	1-3-0	0-0-0	7	5	0	.583	4	4	0	.500	4th	-	-	0-1-0	Dick Tomey
1987	5	7	0	.417	4-5-0	1-2-0	0-0-0	5	7	0	.417	3	5	0	.375	T6th	-	-	-	Bob Wagner
1988	9	3	0	.750	6-3-0	3-0-0	0-0-0	9	3	0	.750	5	3	0	.625	T3rd	-	-	1-1-0	Bob Wagner
1989	9	3	1	.731	9-1-1	0-2-0	0-0-0	9	3	1	.731	5	2	1	.688	3rd	Aloha	-	1-1-0	Bob Wagner
1990	7	5	0	.583	6-2-0	1-3-0	0-0-0	7	5	0	.583	4	4	0	.500	5th	-	-	1-1-0	Bob Wagner
1991	4	7	1	.375	3-4-0	1-3-1	0-0-0	4	7	1	.375	3	5	0	.375	5th	-	-	0-2-0	Bob Wagner
1992	11	2	0	.846	7-0-0	3-2-0	1-0-0	11	2	0	.846	6	2	0	.750	T1st	Holiday	20	-	Bob Wagner
1993	6	6	0	.500	6-2-0	0-4-0	0-0-0	6	6	0	.500	3	5	0	.375	8th	-	-	-	Bob Wagner
1994	3	8	1	.292	2-5-1	1-3-0	0-0-0	3	8	1	.292	0	8	0	.000	10th	-	-	-	Bob Wagner
1995	4	8	0	.333	3-4-0	1-4-0	0-0-0	4	8	0	.333	2	6	0	.250	9th	-	-	-	Bob Wagner
1996	2	10	-	.167	2-6	0-4	0-0	2	10	-	.167	1	7	-	.125	7th	-	-	-	Fred vonAppen
1997	3	9	-	.250	3-5	0-4	0-0	3	9	-	.250	1	7	-	.125	8th	-	-	-	Fred vonAppen
1998	0	12	-	.000	0-8	0-4	0-0	0	12	-	.000	0	8	-	.000	8th	-	-	0-2	Fred vonAppen
1999	9	4	-	.692	6-4	3-0	0-0	9	4	-	.692	5	2	-	.714	T1st	O'ahu	-	0-1	June Jones
2000	3	9	-	.250	3-5	0-4	0-0	3	9	-	.250	2	6	-	.250	T6th	-	-	0-1	June Jones
2001	9	3	-	.750	6-2	2-1	1-0	9	3	-	.750	5	3	-	.625	T4th	-	-	2-0	June Jones
2002	10	4	-	.714	7-2	3-2	0-0	10	4	-	.714	7	1	-	.875	2nd	Hawai'i	-	1-0	June Jones
2003	9	5	-	.643	7-1	2-4	0-0	9	5	-	.643	5	3	-	.625	T4th	Hawai'i	-	0-2	June Jones
2004	8	5	-	.615	8-1	0-4	0-0	8	5	-	.615	4	4	-	.500	T5th	Hawai'i	-	0-1	June Jones
2005	5	7	-	.417	3-4	2-3	0-0	5	7	-	.417	4	4	-	.500	5th	-	-	0-1	June Jones
2006	11	3	-	.786	8-1	3-2	0-0	11	3	-	.786	7	1	-	.875	2nd	Hawai'i	-	0-1	June Jones
2007	12	1	-	.923	7-0	5-0	0-1	12	1	-	.923	8	0	-	1.000	1st	Sugar	19	1-1	June Jones
2008	7	7	-	.500	5-3	2-4	0-0	7	7	-	.500	5	3	-	.625	T2nd	Hawai'i	-	1-3	Greg McMackin
2009	6	7	-	.462	4-3	2-4	0-0	6	7	-	.462	3	5	-	.375	T5th	-	-	0-1	Greg McMackin
2010	10	4	-	.714	6-2	4-2	0-0	10	4	-	.714	7	1	-	.875	T1st	Hawai'i	-	1-2	Greg McMackin
2011	6	7	-	.462	4-3	2-4	0-0	6	7	-	.714	3	4	-	.429	T4th	-	-	-	Greg McMackin
2012	3	9	-	.250	3-3	0-6	0-0	3	9	-	.250	1	7	-	.125	T9th	-	-	0-1	Norm Chow
2013	1	11	-	.083	1-5	0-6	0-0	1	11	-	.083	0	8	-	.000	6th	-	-	0-2	Norm Chow
2014	4	9	-	.308	3-4	1-5	0-0	4	9	-	.308	3	5	-	.375	4th	-	-	0-1	Norm Chow
2015	3	10	-	.231	3-4	0-6	0-0	3	10	-	.231	0	8	-	.000	6th	-	-	0-2	Chow/Chris Naeole
2016	7	7	-	.500	4-3	3-3	0-1	7	7	-	.500	4	4	-	.500	2nd	-	-	0-2	Nick Rolovich



1925 FIGHTING DEANS

The 1925 Fighting Deans completed the school's second straight perfect season by winning all 10 games. During the 1924-25 seasons, the "Wonder Teams" outscored their opponents, 606-29.



1992 WAC CHAMPION RAINBOW WARRIORS

The 1992 Rainbow Warriors captured a share of the school's first WAC Championship and earned a trip to the Holiday Bowl, where they defeated Illinois, 27-17.

H ALL-TIME RESULTS

The University of Hawai'i football program officially began as a club sport in 1909 as the "Fighting Deans," two years after the College of Hawai'i was founded. The College of Hawai'i became the University of Hawai'i in 1920. The University of Hawai'i became a member of the National Collegiate Athletic Association (NCAA) in 1946 and the football program played its first all-college schedule in 1966.



AUSTIN JONES

Years: 1909-11 (3)
Record: 8-6
Note: Program's first head coach

1909 (2-2)

Coach: Austin Jones

Date	School	Result	Score	Attendance
10/23	McKinley HS	W	6-5	2,500
10/30	O'ahu College (Punahou)	L	0-23	
11/13	McKinley HS	W	10-0	
11/20	O'ahu College (Punahou)	L	0-11	

1910 (4-2)

Coach: Austin Jones


Date	School	Result	Score
10/29	McKinley HS	W	16-0
11/05	McKinley HS	W	24-0
11/12	McKinley HS	W	36-0
11/19	O'ahu College (Punahou)	W	3-2
11/24	O'ahu College (Punahou)	L	0-9
12/03	O'ahu College (Punahou)	L	0-5

1911 (2-2)

Coach: Austin Jones

Date	School	Result	Score
10/28	McKinley HS	W	21-0
11/11	Punahou Academy	L	0-17
11/18	McKinley HS	W	6-3
11/30	Punahou Academy	L	5-29

1912-14 NO TEAMS




JOHN PEDEN

Years: 1915 (1)
Record: 5-1-1

1915 (5-5-1)

Coach: John Peden

Date	School	Result	Score
10/09	Kamehameha HS	L	0-7
10/16	McKinley HS	W	17-0
10/30	Punahou Academy	W	15-13
11/05	Mills (Mid-Pacific Inst.)	W	50-0
11/13	Punahou Academy	T	0-0
11/17	Kamehameha HS	W	20-16
11/20	McKinley HS	W	19-0




WILLIAM BRITTON

Years: 1916 (1)
Record: 3-2-1

1916 (3-2-1)

Coach: William Britton

Date	School	Result	Score
10/14	Punahou Academy	T	12-12
10/21	McKinley HS	W	14-0
10/27	Mills (Mid-Pacific Inst.)	W	38-6
11/04	Kamehameha HS	L	0-10
11/18	Kamehameha HS	W	9-6
11/25	National Guard	L	6-7



DAVID CRAWFORD

Years: 1917-19 (3)
Record: 11-1-2

1917 (4-0-1)

Coach: David Crawford

Date	School	Result	Score
10/06	Punahou Academy	T	0-0
10/13	Kamehameha HS	W	7-6
10/20	McKinley HS	W	48-0
10/27	Punahou Academy	W	21-0
11/3	Kamehameha HS	W	12-0

1918 (3-1)


Coach: David Crawford

Date	School	Result	Score
11/09	Aero Squadron	W	21-0
11/16	1st Infantry (Ft. Shafter)	L	7-34
11/23	Aero Squadron	W	27-7
11/28	Signal Corps	W	7-6

1919 (4-0-1)

Coach: David Crawford

Date	School	Result	Score
11/01	Outrigger Canoe Club	T	6-6
11/09	Outrigger Canoe Club	W	27-7
11/15	Schofield	W	10-6
11/29	Luke Field	W	68-0
12/06	Town Team	W	27-2




RAYMOND ELLIOT

Years: 1920 (1)
Record: 6-2
Notes: Coached first game against collegiate team - Nevada.

1920 (6-2)

Coach: Raymond Elliot

Date	School	Result	Score	Attendance
11/06	Pearl Harbor Navy	W	19-0	
11/13	Luke Field	W	47-0	
11/18	Punahou Academy	W	21-0	
11/27	Schofield	W	41-0	
12/04	Palama	W	7-0	
12/11	Outrigger Canoe Club	L	0-3	
12/18	Waikiki	W	23-14	
12/15	Nevada	L	0-14	4,000



OTTO "PROC" KLUM

Years: 1921-39 (19)
Record: 84-51-7
Note: Winningest coach in school history with 84 wins in 19 years.

1921 (3-3-2)

Coach: Otto "Proc" Klum

Date	School	Result	Score
10/08	Honolulu AC	L	6-7
10/14	Hawai'i Marines	T	0-0
10/29	National Guard	W	29-7
11/05	Pearl Harbor Navy	L	0-35
11/11	Palama	W	13-6
11/26	Outrigger Canoe Club	T	12-12
12/03	Town Team	W	7-0
12/26	Oregon	L	0-47

1922 (5-1-1)

Coach: Otto "Proc" Klum

Date	School	Result	Score
10/07	Field Artillery	W	20-0
10/14	Fort Ruger	W	88-0
11/04	National Guard	W	40-0
11/11	Palama	W	27-0
11/25	Navy	L	10-13
12/09	Town Team	T	6-6
12/25	Cal Poly-Pomona	W	25-6

1923 (5-1-2)

Coach: Otto "Proc" Klum

Date	School	Result	Score
09/29	Coast Defense	W	83-6
10/06	Town Team	W	13-0
10/20	Hawai'i Army	W	27-7
11/03	National Guard	W	10-0
11/12	Pearl Harbor Navy	T	19-19
11/29	at Cal Poly-Pomona	L	7-14
12/18	Town Team	T	6-6
01/01	Oregon State	W	7-0

1924 (8-0)

Coach: Otto "Proc" Klum

Date	School	Result	Score	Attendance
10/04	13th Field Artillery	W	41-0	
10/11	Town Team	W	21-6	
11/11	Army	W	37-0	
11/22	Navy	W	16-3	
11/29	Town Team	W	19-0	
12/06	Occidental	W	18-3	
12/13	Healani	W	20-0	
01/01	Colorado	W	13-0	10,000

1925 (10-0)

Coach: Otto "Proc" Klum

Date	School	Result	Score	Attendance
09/26	11th Field Artillery	W	68-0	
09/26	27th Infantry	W	20-0	
10/03	National Guard	W	86-0	
10/10	Healani	W	74-0	
10/24	Palama	W	42-0	
10/31	Pearl Harbor Navy	W	43-0	
11/11	Town Team	W	14-6	
11/26	at Occidental	W	13-0	35,000
12/12	Colorado State	W	41-0	
01/01	Washington State	W	20-11	12,000

1926 (5-4)

Coach: Otto "Proc" Klum

Date	School	Result	Score	Attendance
10/02	Field Artillery	W	101-0	
10/09	UH Alumni	L	0-2	
10/16	Healani	W	101-0	
10/30	National Guard	W	26-7	
11/11	Town Team	L	7-14	10,000
11/19	Navy	W	33-13	
12/04	SF Olympic Club	W	34-0	
12/18	Utah	L	7-17	
12/25	South Dakota State	L	2-9	

1927 (5-2)

Coach: Otto "Proc" Klum

Date	School	Result	Score	Attendance
10/08	UH Alumni	L	2-3	
10/22	O'ahu Blues	W	20-13	
11/02	Pearl Harbor Navy	W	24-7	
11/11	Town Team	W	10-0	
11/24	at Occidental	W	20-0	45,000
12/17	Utah State	W	21-20	
01/02	Santa Clara	L	12-18	16,000

1928 (2-5)

Coach: Otto "Proc" Klum

Date	School	Result	Score	Attendance
10/06	UH Alumni	L	6-13	
11/06	Mailes	L	13-38	
11/13	Palama	W	38-0	
11/24	Town Team	L	20-39	
12/08	Occidental	W	32-0	
12/15	Denver	L	12-13	
01/01	Oregon	L	0-6	

1929 (4-3)

Coach: Otto "Proc" Klum

Date	School	Result	Score	Attendance
10/05	UH Alumni	W	22-0	
10/15	Honolulu AC	W	14-0	
10/26	St. Louis Alumni	W	32-6	
11/11	Town Team	W	13-0	
11/23	at Oregon	L	0-7	12,000
12/14	Santa Clara	L	0-25	
01/01	Washington State	L	7-28	12,000

1930 (5-2)

Coach: Otto "Proc" Klum

Date	School	Result	Score	Attendance
09/27	UH Alumni	W	12-6	
10/08	Honolulu AC	W	28-0	9,500
10/22	St. Louis Alumni	W	19-7	7,500
10/29	Town Team	L	0-7	10,000
11/15	at USC	L	0-52	17,500
12/10	Brigham Young	W	49-13	10,000
01/01	Idaho	W	37-0	12,000

1931 (3-2-1)

Coach: Otto "Proc" Klum

Date	School	Result	Score	Attendance
10/24	St. Louis Alumni	L	13-20	6,000
11/04	McKinley Alumni	W	20-6	
11/18	Town Team	T	6-6	7,000
12/09	San Francisco	W	18-14	11,000
12/19	Drake	W	19-13	7,000
01/01	Oklahoma	L	0-7	10,000

1932 (2-1-1)

Coach: Otto "Proc" Klum

Date	School	Result	Score	Attendance
10/01	McKinley Alumni	L	0-13	3,000
10/19	Kamehameha Alumni	T	0-0	2,500
11/02	St. Louis Alumni	W	12-2	
11/19	Town Team	W	20-13	

1933 (4-3)

Coach: Otto "Proc" Klum

Date	School	Result	Score	Attendance
09/27	McKinley Alumni	W	13-7	7,000
10/11	St. Louis Alumni	L	0-14	6,000
10/25	Kamehameha Alumni	L	12-19	4,500
11/11	at Denver	W	7-6	
11/23	Hawai'i Navy	W	21-7	
12/02	Town Team (HC)	W	13-7	
01/01	Santa Clara (NYC)	L	7-26	12,755

1934 (6-0)

Coach: Otto "Proc" Klum

Date	School	Result	Score	Attendance
10/10	McKinley Alumni	W	13-0	
10/31	Town Team	W	26-7	13,000
11/16	Kamehameha Alumni	W	33-0	13,000
12/01	St. Louis Alumni	W	20-0	
12/15	Denver	W	36-14	18,000
01/01	California (NYC)	W	14-0	19,000

1935 (5-3)

Coach: Otto "Proc" Klum

Date	School	Result	Score	Attendance
09/27	St. Louis Alumni	W	18-0	9,000
10/04	McKinley Alumni	W	40-0	8,000
10/16	Kamehameha Alumni	W	19-7	12,000
10/25	Town Team	W	10-7	18,000
11/09	at Denver	L	7-14	15,000
11/15	at UCLA	L	6-19	15,000
12/14	Utah	W	21-20	17,000
01/01	USC (PB)	L	6-38	12,000

1936 (3-5)

Coach: Otto "Proc" Klum

Date	School	Result	Score	Attendance
10/02	McKinley Alumni	L	0-26	10,000
10/09	Town Team	L	6-13	7,000
10/16	Kamehameha Alumni	L	13-20	5,000
10/23	McKinley Alumni	W	13-0	3,500
10/30	Kamehameha Alumni	L	12-18	5,000
12/02	Town Team	W	12-7	5,500
12/11	San José State	L	8-13	17,500
01/02	Honolulu All-Stars	W	18-12	5,000

1937 (2-6)

Coach: Otto "Proc" Klum

Date	School	Result	Score	Attendance
10/08	McKinley Alumni	W	21-13	4,500
10/15	Town Team	L	7-19	17,000
10/22	Kamehameha Alumni	L	6-27	8,000
11/12	Town Team	L	7-21	
11/19	Kamehameha Alumni	L	18-53	
12/04	San José State (S)	L	6-7	18,500
12/18	Denver	W	7-6	16,000
01/02	Washington (PB)	L	13-53	13,000

1938 (4-4)

Coach: Otto "Proc" Klum

Date	School	Result	Score	Attendance
10/07	Kamehameha Alumni	W	18-8	9,000
10/14	Town Team	W	19-12	15,000
10/21	Pearl Harbor Navy	W	33-0	16,000
11/12	at Denver	L	12-20	
11/18	at Fresno State	L	13-15	5,000
12/03	San José State (S)	W	13-12	18,000
12/17	Utah	L	13-14	18,000
01/02	UCLA (PB)	L	7-32	18,000

1939 (3-6)

Coach: Otto "Proc" Klum

Date	School	Result	Score	Attendance
10/06	Polar Bears	W	12-6	18,000
10/13	Healani	L	13-24	14,000
10/20	Pearl Harbor Navy	W	30-0	9,000
10/26	Polar Bears	L	6-7	13,000
11/11	at Utah	L	19-34	15,000
11/15	at San Diego State	W	13-0	4,000
12/02	Fresno State (S)	L	2-38	21,000
12/16	Pacific	L	6-19	18,000
01/01	Oregon State (PB)	L	6-39	13,000



EUGENE "LUKE" GILL

Years: 1940-41 (2)

Record: 10-6

Note: Served as co-coach in 1941, the last season before World War II.

1940 (2-5)

Coach: Eugene "Luke" Gill

Date	School	Result	Score	Attendance
10/18	Polar Bears	L	28-35	15,000
10/25	Healani	L	13-28	15,000
11/01	Polar Bears	W	21-20	
11/15	Healani	L	4-25	7,000
12/07	San Diego State (S)	W	33-7	22,000
12/14	Denver	L	16-19	22,000
01/01	Fresno State (PB)	L	0-3	20,000



TOM KAULUKUKUI

Years: 1941, '46-50 (6)

Record: 42-19-3

Note: Former All-American led UH to 3 Pineapple Bowl victories.

1941 (8-1)

Coaches: Eugene "Luke" Gill & Tom Kaulukukui

Date	School	Result	Score	Attendance
09/14	at Pacific	W	14-0	12,000
09/20	at Portland	W	33-6	9,000
10/10	Hawai'i Bears	W	20-6	19,000
10/17	Na Alii	W	19-6	15,000
10/27	Healani	L	6-26	19,000
11/07	Na Alii	W	33-14	4,000
11/19	Hawai'i Bears	W	27-13	5,500
11/26	Healani	W	21-6	11,000
12/06	Willamette (S)	W	20-6	24,000

1942-45 NO TEAMS

1946 (8-2, Independent)

Coach: Tom Kaulukukui

Date	School	Result	Score	Attendance
09/25	Hawaiian Pine	W	14-6	8,000
10/02	Kaala	W	44-0	3,500
10/09	Olympic	W	27-0	
10/16	Lanakila	W	73-6	2,500
11/01	at Pacific	W	19-13	7,000
11/11	at Fresno State	W	7-2	15,000
11/27	Healani	W	58-6	
12/07	Nevada (S)	L	7-26	25,000
12/23	Stanford	L	7-18	17,000
01/01	Utah (PB)	W	19-16	22,000

1947 (8-5, Independent)

Coach: Tom Kaulukukui

Date	School	Result	Score	Attendance
09/17	Moiiliili Bears	W	18-6	19,000
09/27	St. Mary's (CA)	L	7-27	27,000
10/04	at Utah	L	0-35	23,518
10/11	at Montana State	W	14-0	10,000
10/22	Olympic	W	40-15	5,000
10/29	Kaialums	W	65-0	
11/05	Leialums	W	26-0	10,000
11/12	Mickalums	W	33-13	
11/29	Michigan State	L	19-58	14,000
12/06	Fresno State (S)	W	27-13	26,000
12/13	Denver	L	0-27	5,000
12/20	Montana	L	12-14	5,000
01/01	Redlands (PB)	W	33-32	12,000

1948 (7-4-1, Independent)

Coach: Tom Kaulukukui

Date	School	Result	Score	Attendance
09/07	Kauai Broncos	W	20-0	2,000
09/17	Cardinals	W	47-0	7,000
09/22	Islanders	T	20-20	2,000
10/02	at Michigan State	L	21-68	30,281
10/09	at Redlands	W	55-0	
10/21	Olympic	W	52-12	2,000
11/03	Leilehua Vandals	W	53-7	18,000
11/11	Ford Island	W	39-6	14,000
11/24	Leilehua Vandals	W	14-7	
12/04	Texas Mines (UTEP)	L	6-49	14,000
12/17	Nevada	L	12-73	11,000
01/01	Oregon State (PB)	L	27-47	14,000

1949 (6-3, Independent)

Coach: Tom Kaulukukui

Date	School	Result	Score	Attendance
09/23	Moiiliili Cards	W	59-6	9,000
10/01	at Texas Western (UTEP)	L	7-14	15,000
10/07	at Denver	W	27-14	15,000
10/28	Islanders	W	98-7	5,500
11/04	Moiiliili Cards	W	34-0	2,500
11/11	Leilehua	W	76-6	2,000
12/02	Fresno State	W	41-14	15,000
12/16	Pacific (HC)	L	0-75	28,000
01/02	Stanford (PB)	L	20-74	20,000

1950 (5-4-2, Independent)

Coach: Tom Kaulukukui

Date	School	Result	Score	Attendance
09/20	San Diego State	L	27-49	12,000
09/27	Leilehua	T	6-6	
10/06	at Fresno State	L	20-34	11,000
10/14	at Willamette	T	21-21	
10/20	College of Idaho	W	43-14	
11/08	Islanders	W	41-6	
11/17	Brigham Young	W	39-7	12,000
11/22	Cardinals	W	24-6	
12/01	Texas Western (UTEP)	L	13-46	12,000
12/16	Utah (HC)	L	28-40	7,000
01/01	Denver (PB)	W	28-27	11,000



ARCHIE KODROS

Years: 1951 (1)
Record: 4-7

1951 (4-7, Independent)

Coach: Archie Kodros

Date	School	Result	Score	Attendance
09/12	Town Team	W	8-2	18,000
09/22	at Tulsa	L	0-58	15,000
09/29	at Brigham Young	L	7-20	8,000
10/06	at Cincinnati	L	0-34	20,000
10/24	Mickalums	W	40-20	1,000
11/07	Town Team	W	47-13	1,500
11/18	Sub Pac (San Diego)	L	33-35	14,000
11/30	College of Idaho	W	31-13	11,000
12/16	Pendleton	L	26-31	5,000
12/21	Arizona (HC)	L	21-32	
01/01	San Diego State (PB)	L	13-34	10,000



HANK VASCONCELLOS

Years: 1952-60 (9)
Record: 43-46-3
Note: Coached UH to a 6-0 upset of Nebraska in Lincoln.

1952 (5-5-2, Independent)

Coach: Hank Vasconcellos

Date	School	Result	Score	Attendance
09/12	Town Team	W	42-0	20,000
09/20	at Arizona	L	7-57	18,000
09/26	at Lewis & Clark	W	21-20	3,700
10/04	at Texas Western (UTEP)	L	26-42	10,000
10/15	Hawaiian AC	W	47-0	
10/22	Barber's Point	W	40-20	
10/30	Hawai'i 49ers	T	21-21	9,000
11/05	Town Team	W	40-7	900
11/16	Hawai'i 49ers	L	14-41	
11/28	Willamette (HC)	T	7-7	8,500
12/05	Pacific	L	13-49	7,000
12/13	Barber's Point	L	7-16	

1953 (5-6, Independent)

Coach: Hank Vasconcellos

Date	School	Result	Score	Attendance
09/04	Islanders	W	13-6	22,000
09/17	Kaneohe Marines	W	22-13	7,500
09/26	at San Diego State	L	7-40	
10/03	at Utah	L	24-47	
10/10	at Pacific	L	8-26	11,000
10/21	Pearl Harbor Navy	L	7-12	
11/01	Hawai'i 49ers	L	13-27	6,000
11/08	Pacific Army	W	28-6	
11/15	Barber's Point	W	26-0	500
11/22	Pearl Harbor Marines	L	7-27	3,000
12/04	Lewis & Clark (HC)	W	34-12	7,500

1954 (4-4, Independent)

Coach: Hank Vasconcellos

Date	School	Result	Score	Attendance
09/03	Prep All-Stars	W	14-13	20,000

09/18	at Arizona State	L	14-28	12,000
09/25	at Fresno State	W	25-20	10,000
10/06	Pearl Harbor Navy	W	28-27	4,500
10/13	Hawai'i Rams	L	0-13	6,000
10/24	Pacific Army	L	7-14	
11/14	Hawai'i Marines	W	45-13	
11/26	Nebraska (HC)	L	0-50	20,000

1955 (7-4, Independent)

Coach: Hank Vasconcellos

Date	School	Result	Score	Attendance
09/02	Prep All-Stars	W	33-7	18,000
09/17	at Nebraska	W	6-0	23,000
09/23	at San José State	L	0-34	16,000
10/07	Pearl Harbor Navy	W	19-12	6,000
10/28	Hawai'i Marines	W	20-19	9,000
11/05	Pearl Harbor Navy	W	25-0	7,000
11/16	Hawai'i Rams	W	26-12	5,000
11/21	Hawai'i Marines (forfeit)	L	0-2	
11/26	Fresno State	L	18-20	9,000
12/02	Arizona State (HC)	L	6-39	13,000
12/11	Hawai'i Rams	W	34-21	1,000

1956 (7-3, Independent)

Coach: Hank Vasconcellos

Date	School	Result	Score	Attendance
08/31	Prep All-Stars	W	21-7	22,000
09/21	Pearl Harbor Navy	W	59-7	
09/28	Humboldt State	W	33-6	12,000
10/07	Hawai'i Rams	W	32-7	1,000
10/20	at (#15) Iowa	L	0-34	40,000
10/27	at Fresno State	L	20-39	7,000
11/09	Southern Oregon	W	59-0	5,500
11/18	Hawai'i Marines	L	2-7	4,000
11/24	Lewis & Clark	W	45-6	6,000
11/30	San José State (HC)	W	20-0	6,000

1957 (4-4-1, Independent)

Coach: Hank Vasconcellos

Date	School	Result	Score	Attendance
09/14	at Utah State	L	12-26	5,000
09/21	at Lewis & Clark	W	40-6	
09/28	at Humboldt State	W	26-0	5,000
10/11	Willamette	W	27-0	11,000
10/27	Pearl Harbor Navy	W	26-7	
11/03	Hawai'i Marines	T	7-7	9,000
11/11	Hawai'i Rams	L	6-7	5,000
11/22	Fresno State (HC)	L	8-31	9,000
11/30	San José State (S)	L	0-12	13,000

1958 (5-7, Independent)

Coach: Hank Vasconcellos

Date	School	Result	Score	Attendance
08/22	Honolulu All-Stars	W	6-0	23,000
09/13	at Kentucky	L	0-51	16,000
09/20	at Arizona State	L	6-47	
09/27	at San José State	W	8-6	11,500
10/10	San Diego Marines	L	0-27	5,000
10/19	Hawai'i Rams	W	12-7	2,000
10/26	Hawai'i Marines	L	23-28	3,000
11/02	Hawai'i Rams	L	6-8	2,000
11/08	Hawai'i Marines	W	12-8	4,000
11/14	Humboldt State	L	6-12	
11/29	Idaho State	W	40-19	2,000
12/06	Utah (HC, S)	L	20-47	18,000

1959 (3-6, Independent)

Coach: Hank Vasconcellos

Date	School	Result	Score	Attendance
08/21	Hawai'i All-Stars	L	0-13	18,792
09/19	at Southern Oregon	W	20-13	
09/26	at Idaho State	W	14-8	5,000
10/03	at San José State	L	14-44	
10/30	Pacific (S)	L	0-6	20,000
11/13	Cal State-LA	W	27-6	7,000
11/27	Fresno State	L	13-22	8,000


12/04	Arizona State	L	6-14	8,000
12/11	Utah State (HC)	L	6-48	7,000

1960 (3-7, Independent)

Coach: Hank Vasconcellos

Date	School	Result	Score	Attendance
08/26	Honolulu All-Stars	W	7-0	21,127
09/10	at Cal State-LA	W	20-7	7,800
09/17	at Utah	L	6-33	16,160
09/24	at Fresno State	L	7-17	20,000
10/01	at Pacific	L	20-28	8,000
10/23	Idaho	L	6-14	12,000
10/28	Humboldt State	L	15-29	9,000
11/11	Lewis & Clark (HC)	L	13-18	7,000
11/25	Brigham Young	W	13-6	10,000
12/02	San José State	L	6-48	20,000

1961 NO TEAM



JIM ASATO

Years: 1962-64 (3)
Record: 15-12
Note: Posted 6-2 record in 1962 following one-year hiatus.

1962 (6-2, Independent)

Coach: Jim Asato

Date	School	Result	Score	Attendance
09/12	Old Timers	W	19-14	3,000
09/22	at Cal Western (USIU)	W	14-8	6,000
09/29	at Cal State-LA	L	6-10	3,267
10/17	Kaimuki Spartans	W	27-0	1,039
10/31	Tantalus Rangers	W	13-0	2,000
11/07	Waikiki Surfers	W	19-0	2,000
11/24	Willamette (HC)	W	14-12	12,038
11/30	San José State (S)	L	0-19	13,547

1963 (5-5, Independent)


Coach: Jim Asato

Date	School	Result	Score	Attendance
09/19	AAH All-State	W	25-12	2,000
09/28	at Humboldt State	L	13-30	5,500
10/05	at Redlands	W	7-6	
10/17	AAH All-Stars	W	26-14	1,415
10/23	Hawai'i Colts	W	21-14	8,000
11/02	Cal State-LA	L	7-43	7,576
11/13	Hawai'i Colts	W	28-0	2,468
11/26	Cal Western (HC-USIU)	L	13-16	4,303
11/30	Service Stars	L	20-26	3,171
12/06	Pacific (S)	L	0-6	8,560

1964 (4-5, Independent)

Coach: Jim Asato

Date	School	Result	Score	Attendance
09/07	Hawai'i 49ers	W	6-2	5,023
09/19	at Cal Western (USIU)	W	24-3	23,400
09/26	at Cal State-LA	L	0-43	4,073
10/03	at Fresno State	L	0-28	8,500
10/16	Humboldt State	L	14-19	3,353
11/13	Redlands (S)	W	26-0	10,351
11/20	New Mexico (HC)	L	0-20	5,000
11/27	Service Stars	W	28-3	2,641
12/04	Colorado State	L	6-13	4,096



CLARK SHAUGHNESSY

Years: 1965 (1)
Record: 1-8-1
Note: Inducted into College Football Hall of Fame in 1968.

1965 (1-8-1, Independent)

Coach: Clark Shaughnessy

Date	School	Result	Score	Attendance
09/04	Hawai'i Colts	T	26-26	4,006
09/11	at Utah State	L	12-31	7,000
09/18	at Colorado State	L	6-54	11,700
09/25	Humboldt State	L	6-14	5,500
10/02	at Pacific	L	0-21	4,000
10/30	Cal State-LA (S)	L	7-37	14,000
11/13	UC Santa Barbara	L	0-3	2,807
11/20	Cal Western (HC-USIU)	W	10-8	
11/27	Fresno State	L	3-7	2,356
12/03	Service Stars	L	15-26	1,807




PHIL SARBOE

Years: 1966 (1)
Record: 4-6
Note: Played three seasons in NFL...former Washington State coach.

1966 (4-6, Independent)

Coach: Phil Sarboe

Date	School	Result	Score	Attendance
09/17	at Fresno State	L	27-28	12,000
09/24	at UC Santa Barbara	L	6-24	
10/01	British Columbia	W	27-6	6,734
10/08	at Air Force	L	0-54	37,786
10/15	Humboldt State	W	7-0	4,500
10/22	Pacific	L	0-41	7,000
10/29	Cal Western (USIU)	W	21-17	
11/05	Whitworth	W	12-6	1,000
11/19	Parsons (HC)	L	10-21	7,500
11/26	Utah State (S)	L	0-48	10,000



DON KING


Years: 1967 (1)
Record: 6-4
Notes: UH's third coach in three years.

1967 (6-4, Independent)

Coach: Don King

Date	School	Result	Score	Attendance
09/23	Linfield	L	13-15	20,000
09/30	Lewis & Clark	W	34-3	15,000
10/14	Central Washington	W	30-7	20,000
10/21	at Humboldt State	L	0-13	3,500
10/28	Cal State-LA	L	3-9	17,500
11/04	Idaho State	W	21-6	11,500
11/11	UC Santa Barbara (S)	W	15-7	17,500

11/18	at Cal Western (USIU)	W	40-14	4,000
11/25	Fresno State (HC)	W	29-19	18,500
12/02	Utah	L	20-25	18,500



DAVE HOLMES

Years: 1968-73 (6)
Record: 46-17-1
Note: Guided teams to six winning seasons and two 9-win campaigns.

1968 (7-3, Independent)

Coach: Dave Holmes

Date	School	Result	Score	Attendance
09/21	Humboldt State	W	34-20	15,478
09/28	Puget Sound	W	38-28	15,440
10/05	British Columbia	W	48-0	15,891
10/12	at UC Santa Barbara	L	14-49	8,500
10/19	Santa Clara (S)	W	23-12	19,852
11/02	at Cal State-LA	L	33-46	2,914
11/09	Whitworth	W	54-14	8,721
11/16	Linfield	W	35-13	12,950
11/23	Nevada (HC)	W	21-0	14,005
11/30	California	L	12-17	19,042

1969 (6-3-1, Independent)

Coach: Dave Holmes

Date	School	Result	Score	Attendance
09/20	New Mexico Highlands	T	16-16	21,447
09/27	Central Washington	W	38-6	14,840
10/04	at Puget Sound	W	30-20	7,000
10/11	Long Beach State	L	14-28	11,515
10/18	at Santa Clara	W	33-26	7,133
10/25	UNLV (HC)	W	57-19	15,965
11/01	Cal State-LA (S)	W	52-28	20,223
11/15	Linfield	W	41-14	13,282
11/22	UC Santa Barbara	L	16-21	15,290
11/29	Oregon	L	16-57	21,717

1970 (9-2, Independent)

Coach: Dave Holmes

Date	School	Result	Score	Attendance
09/19	U.S. International	W	14-13	16,889
09/26	at Long Beach State	W	23-14	10,351
10/03	Santa Clara	W	39-24	16,175
10/10	Cal Poly-Pomona	W	29-10	16,410
10/24	at UC Santa Barbara	L	20-22	5,000
10/31	Cal State-LA (HC)	W	31-7	10,121
11/07	at UNLV	W	28-21	5,002
11/14	Linfield	W	19-17	17,181
11/21	Pacific (S)	W	14-0	17,362
11/28	Fresno State	W	49-0	9,319
12/05	New Mexico Highlands	L	10-21	14,503

1971 (7-4, Independent)

Coach: Dave Holmes

Date	School	Result	Score	Attendance
09/25	Linfield	W	44-6	18,132
10/02	at Fresno State	L	8-19	10,500
10/09	Cal State-LA	W	26-0	14,449
10/16	Santa Clara	W	32-14	15,224
10/23	New Mexico Highlands	W	28-9	14,069
10/30	UC Santa Barbara (HC)	W	23-14	12,624
11/06	at Pacific	L	17-40	6,226
11/13	Montana (S)	W	25-11	19,025
11/20	Long Beach State	L	21-46	14,510
11/27	New Mexico	W	28-21	14,792
12/04	(#1) Nebraska	L	3-45	23,002

1972 (8-3, Independent)

Coach: Dave Holmes

Date	School	Result	Score	Attendance
09/16	at Portland State	W	38-13	5,514
09/23	Cal Lutheran	W	38-10	17,590
10/07	Puget Sound	W	27-10	17,067
10/14	Cal State Fullerton (HC)	W	49-15	16,324
10/21	Montana	W	30-3	17,901
10/28	at (#16) Tennessee	L	2-34	63,903
11/04	Grambling	L	7-46	23,003
11/11	Northern Arizona (S)	W	20-13	13,100
11/18	Linfield	W	36-17	12,769
11/25	San José State	W	28-14	14,912
12/02	Stanford	L	7-39	18,397

1973 (9-2, Independent)

Coach: Dave Holmes

Date	School	Result	Score	Attendance
09/15	at Washington	W	10-7	52,500
09/22	at Fresno State	W	13-10	8,683
09/29	Texas Southern	W	24-21	23,500
10/06	Cal State-LA	W	16-9	23,015
10/20	Puget Sound	W	30-7	23,000
10/27	UNLV	W	31-29	23,011
11/03	Cal State Northridge (HC)	W	28-3	19,281
11/10	Santa Clara (S)	W	40-9	22,987
11/17	Pacific	L	3-28	23,206
11/24	San José State	L	3-23	20,777
12/01	Utah	W	7-6	15,662



LARRY PRICE

Years: 1974-76 (3)
Record: 15-18
Note: Led UH to Division I status.

1974 (6-5, Independent)

Coach: Larry Price

Date	School	Result	Score	Attendance
09/14	Brigham Young	W	15-13	23,000
09/21	Humboldt State	W	35-9	18,555
10/05	at Pacific	W	23-14	11,842
10/19	Long Beach State	W	28-21	20,278
10/26	at UNLV	L	8-33	15,418
11/02	Western Illinois	L	0-31	18,372
11/09	San José State	L	11-32	13,629
11/16	Santa Clara (S)	L	3-9	14,064
11/23	Fresno State (HC)	W	21-7	10,628
11/30	Rutgers	W	28-16	16,308
12/07	Arizona State	L	3-26	23,000

1975 (6-5, Independent)

Coach: Larry Price

Date	School	Result	Score	Attendance
09/13	Texas A&I	L	9-43	32,247
09/20	Grambling	L	6-20	29,422
10/04	at Rutgers	L	3-7	17,000
10/18	Portland State	W	24-7	20,157
10/25	Santa Clara (HC)	W	48-40	21,133
11/01	Cal State Fullerton	W	16-7	19,178
11/08	at Long Beach State	L	0-10	13,210
11/15	UTEP	W	21-9	18,664
11/22	Pacific (S)	W	17-10	21,208
11/29	(#15) San José State	W	30-20	21,697
12/04	Tennessee	L	6-28	40,585

1976 (3-8, Independent)

Coach: Larry Price

Date	School	Result	Score	Attendance
09/11	at San José State	L	7-48	19,500
09/18	Texas A&I	L	21-56	22,708
09/25	at Pacific	L	12-21	8,625
10/02	Grambling	L	23-34	20,891
10/16	Portland State (HC)	W	20-17	18,860
10/30	Cal State Fullerton	W	27-7	17,207
11/06	Kent	L	6-27	17,447
11/13	Montana State (S)	L	7-28	20,515
11/20	UTEP	W	28-12	14,169
11/27	Oregon State	L	0-59	16,594
12/04	(#19) Nebraska	L	3-68	33,737



DICK TOMEY

Years: 1977-86 (10)
Record: 63-46-3
Note: Circle of Honor inductee who guided UH into WAC.

1977 (5-6, Independent)

Coach: Dick Tomey

Date	School	Result	Score	Attendance
09/10	New Mexico	L	26-35	26,532
09/17	Colorado State	L	16-20	26,193
09/24	Idaho	W	45-26	25,463
10/01	SW Louisiana	W	20-6	31,762
10/08	at Pacific	L	7-37	10,364
10/15	Southern Mississippi	L	26-28	26,474
10/22	Portland State (HC)	W	21-12	29,949
11/05	at San José State	L	14-24	8,145
11/19	Bowling Green State	W	41-21	28,034
11/26	South Carolina	W	24-7	30,146
12/03	Arizona	L	10-17	30,994

1978 (6-5, Independent)

Coach: Dick Tomey

Date	School	Result	Score	Attendance
09/09	New Mexico	W	22-16	40,701
09/16	at (#12) Nebraska	L	10-56	75,615
09/30	Cal State Fullerton	W	42-33	36,618
10/07	San José State	W	25-11	36,049
10/14	at UNLV	L	20-30	17,010
10/28	Pacific (HC)	L	17-27	36,867
11/04	UTEP	W	35-13	27,240
11/11	New Mexico State	W	35-20	25,193
11/18	Wyoming (S)	W	27-22	40,182
11/25	Brigham Young	L	13-31	35,678
12/02	(#3) USC	L	5-21	48,767

1979 (6-5/3-4 WAC, T4th)

Coach: Dick Tomey

Date	School	Result	Score	Attendance
09/08	Utah*	L	23-27	41,511
09/22	New Mexico*	W	20-3	40,079
09/29	UNLV*	L	31-48	44,143
10/05	at (#20) Brigham Young*	L	15-38	34,741
10/13	Santa Clara	W	52-3	35,455
10/20	Prairie View	W	65-0	28,839
10/27	at UTEP*	W	27-12	26,003
11/03	Temple (HC)	L	31-34	33,742
11/17	Wyoming* (S)	L	13-21	36,743
11/24	Colorado State*	W	24-10	31,812
12/01	Arizona State	W	29-17	42,040

1980 (8-3/4-3 WAC, 3rd)

Coach: Dick Tomey

Date	School	Result	Score	Attendance
09/13	Abilene Christian	W	41-0	46,649
09/20	Pacific	W	25-14	43,900
09/27	at Wyoming*	L	20-45	20,883
10/04	UTEP*	L	14-34	40,421
10/11	West Virginia (HC)	W	16-13	41,889
10/18	at New Mexico*	W	31-14	15,813
10/25	Brigham Young*	L	7-34	49,139
11/01	Cal State Fullerton	W	31-21	38,166
11/08	San Diego State*	W	31-6	36,485
11/15	at UNLV*	W	24-19	27,239
11/29	Air Force*	W	20-12	46,203

1981 (9-2/6-1 WAC, 2nd)

Coach: Dick Tomey

Date	School	Result	Score	Attendance
09/19	Cal State Fullerton	W	38-12	45,061
09/26	Idaho	W	21-6	43,719
10/10	at Wyoming*	W	14-9	19,931
10/17	New Mexico*	W	23-13	46,692
10/24	at San Diego State*	W	28-10	33,167
10/31	UNLV* (HC)	W	57-21	46,153
11/07	at UTEP*	W	35-7	9,600
11/14	(#17) Brigham Young*	L	3-13	45,355
11/21	Pacific	L	17-23	36,368
11/28	Colorado State*	W	59-6	32,955
12/05	South Carolina	W	33-10	43,958

1982 (6-5/4-4 WAC, 5th)

Coach: Dick Tomey

Date	School	Result	Score	Attendance
09/11	Montana	W	40-0	43,317
09/18	at Colorado State*	W	23-13	24,290
09/25	UTEP*	W	17-10	42,924
10/02	Wyoming*	L	10-28	43,493
10/09	Utah*	W	10-7	43,381
10/16	at Brigham Young*	L	25-39	65,178
10/30	Cal State Fullerton	W	9-3	34,133
11/06	San Diego State* (HC)	L	28-31	42,050
11/20	at New Mexico*	L	17-41	23,028
11/27	Air Force*	W	45-21	40,019
12/04	(#3) Nebraska	L	16-37	46,866

1983 (5-5-1/3-3-1 WAC, 5th)

Coach: Dick Tomey

Date	School	Result	Score	Attendance
09/10	Colorado State*	W	34-0	43,266
09/17	Long Beach State	L	21-23	46,350
09/24	at Utah*	L	25-28	30,258
10/01	San Diego State*	T	27-27	34,153
10/15	at UNLV	W	23-0	16,520
10/22	New Mexico* (HC)	W	25-16	47,799
10/29	UTEP*	W	25-24	40,785
11/05	at Air Force*	L	10-45	26,501
11/19	Pacific	W	31-21	38,290
11/26	Wyoming*	L	13-31	43,352
12/03	Oklahoma	L	17-21	45,143

1984 (7-4/5-2 WAC, 2nd)

Coach: Dick Tomey

Date	School	Result	Score	Attendance
09/08	Cal State Fullerton	L	13-21	45,066
09/15	at Colorado State*	L	3-10	25,754
09/22	(#4) Brigham Young*	L	13-18	50,000
09/29	UNLV	W	16-12	41,904
10/06	Fresno State	W	27-15	41,999
10/13	at UTEP*	W	24-20	21,121
10/20	Utah*	W	20-17	43,804
10/27	San Diego State*	W	16-10	44,017
11/03	Wyoming* (HC)	W	31-28	48,804
11/24	New Mexico*	W	48-13	46,290
12/01	Iowa	L	6-17	50,000

1985 (4-6-2/4-3-1 WAC, 4th)


Coach: Dick Tomey

Date	School	Result	Score	Attendance
08/31	Kansas	L	27-33	46,626
09/14	Utah*	L	27-29	46,591
09/21	Long Beach State	L	30-33	43,076
10/05	at Fresno State	T	24-24	29,676
10/12	at Wyoming*	W	26-18	14,433
10/19	Pacific	L	15-24	41,500
10/26	at New Mexico*	W	27-17	19,111
11/02	Colorado State* (HC)	W	34-14	43,451
11/09	at UTEP*	W	23-7	12,910
11/23	(#10) Air Force*	L	20-27	50,000
11/30	San Diego State*	T	10-10	40,316
12/07	(#9) Brigham Young*	L	6-26	47,482

1986 (7-5/4-4 WAC, 4th)

Coach: Dick Tomey

Date	School	Result	Score	Attendance
08/30	at Air Force*	L	17-24	46,242
09/06	Wisconsin	W	20-17	45,403
09/20	UTEP*	W	31-21	46,427
10/04	New Mexico*	W	27-10	46,119
10/18	at Colorado State*	L	7-31	28,310
10/25	Cal State Fullerton	W	26-15	40,423
11/01	at Utah*	W	33-13	26,274
11/08	Brigham Young* (HC)	L	3-10	50,000
11/15	Fresno State	W	24-13	40,487
11/22	at San Diego State*	L	5-35	23,838
11/29	Wyoming*	W	35-19	40,383
12/06	(#4) Michigan	L	10-27	50,000



BOB WAGNER

Years: 1987-95 (9)
Record: 58-49-3
Note: Coached first WAC championship team, first mainland bowl game.

1987 (5-7/3-5 WAC, T6th)

Coach: Bob Wagner

Date	School	Result	Score	Attendance
09/05	Cal State Fullerton	W	44-0	45,408
09/12	at Wisconsin	L	7-28	53,509
09/26	at UTEP*	L	13-37	46,921
10/03	Yale	W	62-10	43,238
10/10	at New Mexico*	W	41-31	15,565
10/17	Utah*	W	25-14	41,133
10/24	Brigham Young*	L	14-16	50,000
10/31	San Diego State* (HC)	L	21-29	41,437
11/07	Colorado State*	W	39-38	38,578
11/21	Air Force*	L	31-34	43,340
11/28	Wyoming*	L	20-24	39,690
12/05	Arkansas	L	20-38	42,712

1988 (9-3/5-3 WAC, T3rd)

Coach: Bob Wagner

Date	School	Result	Score	Attendance
09/03	(#9) Iowa	W	27-24	46,721
09/10	at Colorado State*	W	31-23	21,741
09/17	San José State	W	36-27	45,683
09/24	at Utah*	W	48-20	32,892
10/08	UTEP*	L	25-42	50,000
10/15	at San Diego State*	W	32-30	27,142
10/22	Brigham Young*	L	23-24	50,089
10/29	Long Beach State	W	34-31	37,498
11/05	New Mexico* (HC)	W	45-3	39,953
11/19	(#16) Wyoming*	L	22-28	43,177
11/26	Air Force*	W	19-14	43,942
12/03	Oregon	W	41-17	44,801

1989 (9-3-1/5-2-1 WAC, 3rd)

Coach: Bob Wagner

Date	School	Result	Score	Attendance
09/02	Tulane	W	31-26	47,489
09/09	Long Beach State	W	63-10	42,317
09/16	at Wyoming*	L	15-20	20,102
09/23	Utah*	W	67-20	42,417
09/30	New Mexico*	W	60-14	41,706
10/07	San Diego State*	W	31-24	42,958
10/21	at Colorado State*	L	16-31	29,774
10/28	(#18) Brigham Young*	W	56-14	50,000
11/04	UTEP* (HC)	W	26-7	44,752
11/11	Pacific	W	34-26	39,167
11/25	Oregon State	W	23-21	45,763
12/09	Air Force*	T	35-35	48,799
12/25	(#22) Michigan State (EAB) L	L	13-33	50,000

1990 (7-5/4-4 WAC, 5th)

Coach: Bob Wagner

Date	School	Result	Score	Attendance
09/01	(#13) Texas A&M	L	13-28	45,700
09/08	at Air Force*	L	3-27	40,213
09/22	at Utah*	W	19-7	29,140
10/06	Maine	W	44-3	41,264
10/13	at UTEP*	L	10-12	16,121
10/20	Cal State Fullerton	W	45-21	37,712
10/27	Pacific (HC)	W	35-24	39,941
11/03	New Mexico*	W	43-16	38,626
11/10	at San Diego State*	L	38-44	20,450
11/17	Wyoming*	W	38-17	39,103
11/24	Colorado State*	L	27-30	39,000
12/01	(#4) Brigham Young*	W	59-28	49,695

1991 (4-7-1/3-5 WAC, 5th)

Coach: Bob Wagner

Date	School	Result	Score	Attendance
08/31	at Wyoming*	W	32-17	22,508
09/07	at (#15) Iowa	L	10-53	70,044
09/14	New Mexico*	W	35-13	43,300
09/21	Pacific	W	30-21	39,928
09/28	at Colorado State*	L	16-28	30,476
10/05	San Diego State* (HC)	L	21-47	44,023
10/19	at Brigham Young*	L	18-35	65,866
11/02	Utah*	W	52-26	42,781
11/09	UTEP*	L	24-41	40,356
11/16	at San José State	T	35-35	20,289
11/23	Air Force*	L	20-24	43,760
11/30	(#18) Notre Dame	L	42-48	50,000

1992 (11-2/6-2 WAC, T1st)

Coach: Bob Wagner

Date	School	Result	Score	Attendance
09/05	at Oregon	W	24-21	32,560
09/12	at Air Force*	W	6-3	39,269
09/26	Brigham Young*	W	36-32	50,000
10/10	at Utah*	L	17-38	30,506
10/17	Fresno State*	W	47-45	44,175
10/24	UNLV (HC)	W	55-25	43,665
10/31	at UTEP*	W	41-21	20,734
11/07	Colorado State*	W	24-13	43,458
11/14	at San Diego State*	L	28-52	50,151
11/21	Wyoming*	W	42-18	43,151
11/28	Tulsa	W	38-9	40,292
12/05	Pittsburgh	W	36-23	46,281
12/30	vs. Illinois (HB)	W	27-17	44,457

1993 (6-6/3-5 WAC, 8th)

Coach: Bob Wagner

Date	School	Result	Score	Attendance
09/04	Middle Tennessee State	W	35-14	41,753
09/11	at Brigham Young*	L	38-41	65,771
09/18	Kent	W	49-17	38,931
09/25	UTEP*	W	52-0	40,388
10/02	at New Mexico*	L	14-41	28,873
10/09	San Diego State*	L	14-45	49,276
10/23	at Wyoming*	L	10-48	25,208

11/06	Utah* (HC)	W	41-30	39,279
11/13	at Fresno State*	L	21-45	39,808
11/20	Air Force*	W	45-17	38,991
11/27	California	L	18-42	41,260
12/04	Tulane	W	56-17	36,576

1994 (3-8-1/0-8 WAC, 10th)

Coach: Bob Wagner

Date	School	Result	Score	Attendance
09/03	Brigham Young*	L	12-13	48,352
09/10	Oregon	W	36-16	40,492
09/17	at California	W	21-7	41,000
09/24	Fresno State*	L	16-31	41,405
10/01	at UTEP*	L	28-34	21,238
10/08	New Mexico*	L	21-38	37,061
10/15	at Utah*	L	3-14	30,210
10/29	at San Diego State*	L	23-38	34,096
11/12	Southeast Missouri	W	34-0	33,675
11/19	Wyoming* (HC)	L	10-13	35,654
11/26	Missouri	T	32-32	33,979
12/03	Air Force*	L	24-37	36,371

1995 (4-8/2-6 WAC, 9th)

Coach: Bob Wagner

Date	School	Result	Score	Attendance
09/02	Texas	L	17-38	43,243
09/16	at Wyoming*	L	6-52	21,631
09/23	UTEP*	W	42-21	38,688
09/30	at UNLV	W	58-30	15,764
10/14	at New Mexico*	L	10-24	25,201
10/21	Central Florida	W	45-14	31,463
10/28	at Brigham Young*	L	7-45	64,680
11/04	Fresno State*	W	42-37	31,228
11/11	at Colorado State*	L	0-22	25,235
11/18	San Diego State* (HC)	L	10-49	33,351
11/25	Air Force*	L	28-45	32,459
12/02	Oklahoma State	L	20-24	32,001



FRED VONAPPEN

Years: 1996-98 (3)
Record: 5-31
Notes: Single-season record 12 losses in 1998.

1996 (2-10/1-7 WAC, 7th)

Coach: Fred vonAppen

Date	School	Result	Score	Attendance
08/31	Boston College	L	21-24	37,402
09/07	Ohio	L	10-21	32,069
09/14	at Wyoming*	L	0-66	15,182
09/21	Boise State	W	20-14	35,497
09/28	at Fresno State*	L	0-20	36,428
10/05	Colorado State*	L	16-28	32,010
10/11	at San Diego State*	L	8-56	27,098
10/19	UNLV*	W	38-28	29,536
10/26	at Air Force*	L	7-34	36,454
11/09	San José State* (HC)	L	17-38	30,300
11/16	Brigham Young*	L	14-45	32,445
11/30	Wisconsin	L	10-59	34,727

1997 (3-9/1-7 WAC, 8th)

Coach: Fred vonAppen

Date	School	Result	Score	Attendance
08/30	Minnesota	W	17-3	35,248
09/06	CS Northridge	W	34-21	33,138
09/13	Wyoming*	L	6-35	42,369
09/20	at UNLV*	L	15-25	27,117
10/04	at Colorado State*	L	0-63	30,047
10/11	Fresno State*	W	28-16	28,206
10/18	at Brigham Young*	L	3-17	64,558

H ALL-TIME RESULTS

10/25	San Diego State*	L	3-10	29,342
11/01	Air Force*	L	27-34	29,850
11/15	at San José State*	L	14-38	9,437
11/22	Northeast Louisiana (HC)	L	20-23 ot	27,862
11/29	Notre Dame	L	22-23	41,509

1998 (0-12/0-8 WAC, 8th)

Coach: Fred vonAppen

Date	School	Result	Score	Attendance
09/03	(#24) Arizona	L	6-27	38,745
09/19	at Utah*	L	21-30	37,699
09/26	Arkansas State	L	0-20	28,159
10/03	SMU*	L	0-28	25,912
10/09	at San Diego State*	L	13-35	20,320
10/17	Brigham Young*	L	9-31	29,944
10/24	New Mexico*	L	20-30	25,234
10/31	at UTEP*	L	13-30	15,207
11/07	San José State* (HC)	L	17-45	26,716
11/14	at Fresno State*	L	12-51	33,505
11/21	Northwestern	L	21-47	25,918
11/28	(#15) Michigan	L	17-48	34,193



JUNE JONES

Years: 1999-2007 (9)

Record: 76-41

Note: Six bowl game appearances, including Sugar Bowl in 2007.

1999 (9-4/5-2 WAC, T1st)

Coach: June Jones

Date	School	Result	Score	Attendance
09/04	(#21) USC	L	7-62	50,000
09/11	Eastern Illinois	W	31-27	28,762
09/18	Boise State	W	34-19	31,751
09/25	at SMU*	W	20-0	15,131
10/02	UTEP* (HC)	W	33-3	39,021
10/09	Rice*	L	19-38	37,975
10/23	at Tulsa*	W	35-21	15,756
10/29	TCU*	L	14-34	36,026
11/06	at San José State*	W	62-41	15,367
11/13	Fresno State*	W	31-24 2ot	37,283
11/20	Navy	W	48-41	41,895
11/27	Washington State	L	14-22	45,382
12/25	Oregon State (JOB)	W	23-17	40,974

2000 (3-9/2-6 WAC, T6th)

Coach: June Jones

Date	School	Result	Score	Attendance
09/09	Portland State	L	20-45	50,000
09/23	at UTEP*	L	7-39	36,637
09/30	Tulsa*	L	14-24	36,430
10/07	at (#14) TCU*	L	21-41	31,896
10/14	SMU* (HC)	W	30-15	36,635
10/21	at Rice*	L	13-38	22,521
10/28	San José State*	L	48-57	33,855
11/04	at Fresno State*	L	27-45	42,160
11/11	Nevada*	W	37-17	33,731
11/18	Louisiana Tech	W	27-10	31,963
11/25	Wisconsin	L	18-34	41,313
12/02	UNLV	L	32-34	34,792

2001 (9-3/5-3 WAC, T4th)

Coach: June Jones

Date	School	Result	Score	Attendance
09/08	vs. Montana#	W	30-12	12,863
09/22	at Nevada*	L	20-28	15,876
09/29	Rice*	L	24-27	35,443
10/06	at SMU*	W	38-31 ot	12,082
10/13	UTEP*	W	66-7	34,128
10/20	at Tulsa*	W	36-15	17,629

10/26	(#18) Fresno State*	W	38-34	37,900
11/03	San José State*	W	34-10	36,566
11/10	Boise State* (HC)	L	21-28	45,012
11/17	Miami-Ohio	W	52-51	33,148
11/24	Air Force	W	52-30	41,148
12/08	(#9) Brigham Young	W	72-45	50,000

2002 (10-4/7-1 WAC, 2nd)

Coach: June Jones

Date	School	Result	Score	Attendance
08/31	Eastern Illinois	W	61-36	39,958
09/06	at Brigham Young	L	32-35	63,085
09/21	at UTEP*	W	31-6	35,170
09/29	SMU*	W	42-10	36,096
10/05	at Boise State*	L	31-58	25,857
10/12	Nevada* (HC)	W	59-34	39,616
10/19	Tulsa*	W	37-14	34,098
10/25	at Fresno State*	W	31-21	37,615
11/02	San José State*	W	40-31	36,784
11/16	at Rice*	W	33-28	19,714
11/23	Cincinnati	W	20-19	36,851
11/30	(#14) Alabama	L	16-21	50,000
12/07	San Diego State	W	41-40	36,671
12/25	Tulane (CFHB)	L	28-36	35,513

2003 (9-5/5-3 WAC, T4th)

Coach: June Jones

Date	School	Result	Score	Attendance
08/30	Appalachian State	W	40-17	42,996
09/13	at (#4) USC	L	32-61	73,654
09/19	at UNLV	L	22-33	34,287
09/27	Rice*	W	41-21	40,040
10/04	at Tulsa*	L	16-27	17,342
10/11	Fresno State*	W	55-28	41,153
10/18	at Louisiana Tech*	W	44-41	19,128
10/25	UTEP* (HC)	W	31-15	40,136
11/01	at San José State*	W	13-10	13,523
11/15	at Nevada*	L	14-24	15,268
11/22	Army	W	59-28	41,668
11/29	Alabama	W	37-29	43,477
12/06	(#18) Boise State*	L	28-45	39,685
12/25	Houston (SHB)	W	54-48 3ot	29,005

2004 (8-5/4-4 WAC, T5th)

Coach: June Jones

Date	School	Result	Score	Attendance
09/04	Florida Atlantic	L	28-35 ot	35,624
09/18	at Rice*	L	29-41	8,109
10/02	Tulsa*	W	44-16	44,429
10/09	Nevada*	W	48-26	35,078
10/16	at UTEP*	L	20-51	44,381
10/23	San José State* (HC)	W	46-28	36,264
10/29	at (#18) Boise State*	L	3-69	29,591
11/06	Louisiana Tech*	W	34-23	32,987
11/12	at Fresno State*	L	14-70	38,956
11/20	Idaho	W	52-21	30,864
11/27	Northwestern	W	49-41	33,846
12/04	Michigan State	W	41-38	41,654
12/24	UAB (SHB)	W	59-40	38,754

2005 (5-7/4-4 WAC, 5th)

Coach: June Jones

Date	School	Result	Score	Attendance
09/03	(#1) USC	L	17-63	50,000
09/10	at Michigan State	L	14-42	74,043
09/24	at Idaho*	W	24-0	15,635
10/01	Boise State*	L	41-44	31,695
10/08	at Louisiana Tech*	L	14-46	16,242
10/15	New Mexico State* (HC)	W	49-28	29,002
10/22	at San José State*	W	45-38	18,129
10/29	Fresno State*	L	13-27	28,196
11/05	at Nevada*	L	28-38	11,723
11/12	Utah State*	W	50-23	27,892
11/25	Wisconsin	L	24-41	34,031
12/03	San Diego State	W	49-38	28,326

2006 (11-3/7-1 WAC, 2nd)

Coach: June Jones

Date	School	Result	Score	Attendance
09/02	at Alabama	L	17-25	92,138
09/16	UNLV	W	42-13	32,008
09/23	at (#25) Boise State*	L	34-41	30,652
09/30	Eastern Illinois	W	44-9	29,358
10/07	Nevada*	W	41-34	33,761
10/14	at Fresno State*	W	68-37	39,122
10/21	at New Mexico State*	W	49-30	17,318
10/28	Idaho* (HC)	W	68-10	34,051
11/04	at Utah State*	W	63-10	10,291
11/11	Louisiana Tech*	W	61-17	32,083
11/18	San José State*	W	54-17	33,622
11/25	Purdue	W	42-35	47,825
12/02	Oregon State	L	32-35	50,000
12/24	Arizona State (SHB)	W	41-24	43,435

2007 (12-1/8-0 WAC, 1st)

Coach: June Jones

Date	School	Result	Score	Attendance
09/01	Northern Colorado	W	63-6	40,252
09/08	at Louisiana Tech*	W	45-44 ot	22,135
09/15	at UNLV	W	49-14	38,125
09/22	Charleston Southern	W	66-10	37,723
09/29	at Idaho*	W	48-20	13,807
10/06	Utah State*	W	52-37	36,360
10/12	at San José State*	W	42-35 ot	20,473
10/27	New Mexico State* (HC)	W	50-13	41,218
11/10	Fresno State*	W	37-30	49,047
11/16	at Nevada*	W	28-26	22,437
11/23	(#17) Boise State*	W	39-27	50,000
12/01	Washington	W	35-28	50,000
01/01	vs. (#4) Georgia (ASB)	L	10-41	74,383



GREG McMACKIN

Years: 2008-11 (4)

Record: 29-25

Note: 2nd-highest win total for first-year head coach (7).

2008 (7-7/5-3 WAC, T2nd)

Coach: Greg McMackin

Date	School	Result	Score	Attendance
08/30	at (#5) Florida	L	10-56	90,575
09/06	Weber State	W	36-17	39,446
09/13	at Oregon State	L	7-45	45,059
09/27	San José State*	L	17-20	40,571
10/04	at (#22) Fresno State*	W	32-29 ot	40,572
10/11	Louisiana Tech* (HC)	W	24-14	40,246
10/17	at (#15) Boise State*	L	7-27	32,342
10/25	Nevada*	W	38-31	40,225
11/01	at Utah State*	L	14-30	12,112
11/08	at New Mexico State*	W	42-30	10,861
11/22	Idaho*	W	49-17	39,014
11/29	Washington State	W	24-10	42,312
12/06	(#13) Cincinnati	L	24-29	40,549
12/24	Notre Dame (SHB)	L	21-49	45,718

2009 (6-7/3-5 WAC, T5th)

Coach: Greg McMackin

Date	School	Result	Score	Attendance
09/04	Central Arkansas	W	25-20	35,751
09/12	at Washington State*	W	38-20	42,912
09/19	at UNLV	L	33-34	29,717
09/30	at Louisiana Tech*	L	6-27	21,263
10/10	Fresno State*	L	17-42	38,556
10/17	at Idaho*	L	23-35	12,763
10/24	(#6) Boise State*	L	9-54	37,928

10/31	at Nevada*	L	21-31	14,735
11/07	Utah State* (HC)	W	49-36	31,499
11/14	New Mexico State*	W	24-6	32,628
11/21	at San José State*	W	17-10 ot	18,327
11/28	Navy	W	24-17	40,643
12/05	Wisconsin	L	10-51	40,069

2010 (10-4/7-1 WAC, T1st)

Coach: Greg McMackin

Date	School	Result	Score	Attendance
09/02	(#14) USC	L	36-49	44,204
09/11	at Army	W	31-28	30,042
09/18	at Colorado	L	13-31	47,840
09/25	Charleston Southern	W	66-7	30,300
10/02	Louisiana Tech*	W	41-21	29,469
10/09	at Fresno State*	W	49-27	38,494
10/16	(#19) Nevada*	W	27-21	42,031
10/23	at Utah State*	W	45-7	17,111
10/30	Idaho* (HC)	W	45-10	37,466
11/06	at (#2) Boise State*	L	7-42	34,060
11/20	San José State*	W	41-7	33,523
11/27	at New Mexico State	W	59-24	11,841
12/04	UNLV	W	59-21	37,820
12/24	Tulsa (SHB)	L	35-62	43,673

2011 (6-7, 3-4 WAC, T4th)

Coach: Greg McMackin

Date	School	Result	Score	Attendance
09/03	Colorado	W	34-17	37,001
09/10	at Washington	L	32-40	63,252
09/17	at UNLV	L	20-40	21,248
09/24	UC Davis	W	56-14	30,756
10/01	at Louisiana Tech*	W	44-26	25,212
10/14	at San José State*	L	27-28	24,643
10/22	New Mexico State* (HC)	W	45-34	33,671
10/29	at Idaho*	W	16-14	10,461
11/05	Utah State*	L	31-35	30,301
11/12	at Nevada*	L	28-42	16,527
11/19	Fresno State*	L	21-24	28,907
11/26	Tulane	W	35-23	27,411
12/03	Brigham Young	L	20-41	34,446



NORM CHOW

Year: 2012-15 (4)

Record: 10-36

Note: 1st Asian-American coach of major FBS program. Fired after 9 games in '15.

09/21	at Nevada*	L	9-31	23,240
09/28	(#25) Fresno State*	L	37-42	28,755
10/05	San José State*	L	27-37	27,146
10/12	at UNLV*	L	37-39	22,755
10/26	Colorado State* (HC)	L	28-35	29,752
11/02	at Utah State*	L	10-47	21,428
11/09	at Navy	L	28-42	33,327
11/16	San Diego State*	L	21-28 ot	28,530
11/23	at Wyoming*	L	56-59 ot	12,227
11/30	Army	W	49-42	32,690

2014 (4-9, 3-5 MW, 4th - West)

Coach: Norm Chow

Date	School	Result	Score	Attendance
08/30	(#25) Washington	L	16-17	36,411
09/06	Oregon State	L	30-38	29,050
09/13	Northern Iowa	W	27-24	24,999
09/20	at Colorado	L	12-21	39,478
10/04	at Rice	L	14-28	17,465
10/11	Wyoming*	W	38-28	24,273
10/18	at San Diego State*	L	10-20	35,686
10/25	Nevada* (HC)	L	18-26	27,061
11/01	Utah State*	L	14-35	24,761
11/08	at Colorado State*	L	22-49	25,236
11/15	at San José State*	W	13-0	17,962
11/22	UNLV*	W	37-35	25,604
11/29	at Fresno State*	L	21-28	32,580

2015 (3-10, 0-8 MW, 6th - West)

Coaches: Norm Chow (9 gms) & Chris Naeole (4 gms)

Date	School	Result	Score	Attendance
09/03	Colorado	W	28-20	24,255
09/12	at (#1) Ohio State	L	0-38	107,145
09/19	UC Davis	W	47-27	25,714
09/26	at (#22) Wisconsin	L	0-28	80,829
10/03	at Boise State*	L	0-55	35,907
10/10	San Diego State* (HC)	L	14-28	28,543
10/17	at New Mexico*	L	27-28	20,541
10/24	at Nevada*	L	20-30	19,992
10/31	Air Force*	L	7-58	22,430
11/07	at UNLV*	L	21-41	20,006
11/14	Fresno State*	L	14-42	21,485
11/21	San José State*	L	23-42	20,320
11/28	Louisiana-Monroe	W	28-26	21,284



NICK ROLOVICH

Year: 2016 (1)

Record: 7-7

Note: In debut season, led UH to most wins since 2010 and first bowl win since 2006.

2016 (7-7, 4-4 MW, 2nd - West)

Coaches: Nick Rolovich

Date	School	Result	Score	Attendance
08/27	vs. California\$	L	31-51	61,247
09/03	at (#7) Michigan	L	3-63	110,222
09/10	UT Martin	W	41-36	22,900
09/17	at Arizona	L	28-47	50,116
10/01	Nevada*	W	38-17	23,503
10/08	at San José State*	W	34-17	16,837
10/15	UNLV* (HC)	L	38-41	31,287
10/22	at Air Force*	W	34-27 ot	29,132
10/29	New Mexico*	L	21-28	23,964
11/05	at Fresno State*	L	0-55	41,644
11/12	(#24) Boise State*	L	16-52	22,731
11/19	at Fresno State*	W	14-13	26,951
11/26	Massachusetts	W	46-40	22,739
12/24	Middle Tennessee (HB)	W	52-35	23,175

KEY

* denotes conference game (WAC 1979-2011; MWC 2012)
 NYC - New Year's Classic
 PB - Poi Bowl (known as Pineapple Bowl since 1946)
 HC - Homecoming
 S - Shrine Game
 EAB - Eagle Aloha Bowl (Honolulu)
 HB - Thrifty Car Rental Holiday Bowl (San Diego, CA)
 JOB - Jeep O'ahu Bowl (Honolulu)
 CFHB - ConAgra Foods Hawai'i Bowl (Honolulu)
 SHB - Sheraton Hawai'i Bowl (Honolulu)
 ASB - Allstate Sugar Bowl (New Orleans, LA)
 HB - Hawai'i Bowl (Honolulu)
 # - game played at War Memorial Stadium (Kahului, Maui)
 ^ - game played at Qwest Field (Seattle, WA)
 \$ - game played at ANZ Stadium (Sydney, Australia)

2012 (3-9, 1-7 MW, T9th)

Coach: Norm Chow

Date	School	Result	Score	Attendance
09/03	at (#1) USC	L	10-49	93,706
09/10	Lamar	W	54-2	31,442
09/17	Nevada*	L	24-69	31,417
09/24	at Brigham Young	L	0-47	62,022
10/01	at San Diego State*	L	14-52	50,586
10/14	New Mexico* (HC)	L	23-35	31,632
10/22	at Colorado State*	L	27-42	16,573
10/29	at Fresno State*	L	10-45	30,755
11/05	Boise State*	L	14-49	29,471
11/12	at Air Force*	L	7-21	25,313
11/19	UNLV*	W	48-10	28,359
11/26	South Alabama	W	23-7	27,865

2013 (1-11, 0-8 MW, 6th - West)

Coach: Norm Chow


Date	School	Result	Score	Attendance
08/29	(#24) USC	L	13-30	39,058
09/07	at Oregon State	L	14-33	38,179



2007 WAC CHAMPION WARRIORS

The 2007 Warriors finished a perfect 12-0 regular season and won their first outright WAC championship. UH earned a trip to the school's first BCS bowl game where it lost to Georgia in the Allstate Sugar Bowl.


ALL-AMERICANS



Gary Allen




Larry Arnold




Justin Ayat




Davone Bess




Colt Brennan



Walter Briggs



Allen Brown



Tim Buchanan




Alex Dunnachie



Jeff Duva



Mike Edwards



Jason Elam



Solomon Elimimian




Blane Gaison




Alex Green




Ryan Grice-Mullen



Scott Haneberg



Scott Harding



Randy Ingraham




Henry Kahuanui



Jim Kalili




Thomas Kaulukukui



Larry Khan-Smith



Cliff Laboy



Steve Lehor



Ashley Lelie



Vince Manuwai



Dana McLemore



Uriah Moenoa



Walter Murray

ALL-AMERICANS




Al Noga




Falaniko Noga



Chad Owens



McKinley Reynolds



Ed Riewerts



Jason Rivers



Richard Rupert



Greg Salas



Jesse Sapolu



Hercules Satele



Samson Satele




Larry Sherrer




Mana Silva



Nolle Smith




Henry Sovio



Levi Stanley



Jim Stone



Tom Tuinei



Jeris White



John Woodcock

ACADEMIC ALL-AMERICANS

UH has featured eight Academic All-Americans, six of whom have been honored by the College of Sports Information Directors (CoSIDA), the organization that features the official Academic All-America award. Wide receiver Kealoha Pilares (2010), defensive back Chris Shinnick (1997) and running back Travis Sims (1992) are the school's only first-team recipients.



**2010
Kealoha Pilares**
1st team WR (3.61)




**1997
Chris Shinnick**
1st team DB (3.87)




**1992
Travis Sims**
1st team RB (3.24-CFA)



**1992
Jason Elam**
2nd team PK (3.26)



**1987
William Bell**
2nd team DB (3.26)



**1977
Rick Wagner**
2nd team WR (3.80)



**1971
Don Satterlee**
2nd team LB (3.00)




**1970
Tony Nakazawa**
2nd team OG (3.40)

ALL-AMERICANS

A total of 32 former Rainbow Warriors have earned All-America recognition from UH's first All-American Tommy Kaulukukui to Heisman Trophy finalist Colt Brennan. The 31 All-Americans have earned 59 citations. UH's only first team Associated Press All-American is defensive lineman Al Noga in 1986.

- 2014 **Scott Harding** 2nd team, P, FWAA
- 2012 **Alex Dunnachie** honorable mention, P, SI.com
- Mike Edwards** honorable mention, KR, SI.com
- 2010 **Greg Salas** 3rd team, WR, AP
- honorable mention, WR, SI.com
- Alex Green** honorable mention, AP, SI.com
- Mana Silva** honorable mention, DB, SI.com
- 2009 **Greg Salas** honorable mention, WR, SI.com
- 2007 **Davone Bess** 3rd team, WR, AP
- 2nd team, WR, Walter Camp Foundation
- 2nd team, WR, Sporting News
- honorable mention, SI.com
- Colt Brennan** 3rd team, QB, AP
- 2nd team, QB, SI.com
- Ryan Grice-Mullen** 2nd team, WR, SI.com
- Jason Rivers** honorable mention, WR, SI.com
- Hercules Satele** 1st team, OL, FWAA
- honorable mention, OL, SI.com
- 2006 **Davone Bess** honorable mention, WR, SI.com
- Colt Brennan** 2nd team, QB, Walter Camp Foundation
- 3rd team AP
- honorable mention, SI.com
- Samson Satele** 2nd team, C, SI.com
- 2004 **Chad Owens** 2nd team, WR & PR, SI.com
- 2nd team, all-purpose player, AP
- 3rd team, WR & PR, CollegeFootballNews.com
- 2002 **Vince Manuwai** 1st team, OG, SI.com
- 1st team, CBSSports.com
- 2001 **Ashley Lelle** 2nd team, WR, CBSSports.com
- 3rd team, WR, AP
- 3rd team, WR, The Sporting News
- 3rd team, WR, Football News
- 1992 **Jason Elam** 1st team PK, Kodak
- 1st team, PK, Scripps & Howard
- 1991 **Jason Elam** 2nd team PK, Football News
- 3rd team, PK, AP
- 1989 **Walter Briggs** 2nd team DB, UPI
- Jason Elam, 2nd team PK, The Sporting News
- 1988 **Larry Khan-Smith** 2nd team, RS, AP
- 1986 **Al Noga** 1st team, DL, AP
- 1985 **Walter Murray** 1st team, WR, Gannett News Service
- 3rd team, WR, AP
- 1983 **Falaniko Noga** National Strength & Conditioning Association
- 1981 **Gary Allen** honorable mention, TB, AP
- Falaniko Noga** honorable mention, NG, AP
- Dana McLemore** honorable mention, CB, AP
- 1980 **Gary Allen** honorable mention, TB, AP
- Blane Gaison** honorable mention, DB, AP
- Falaniko Noga** honorable mention, NG, AP
- Ed Riewerts** honorable mention, C, AP
- Jesse Sapolu** honorable mention, OG, AP
- 1979 **Gary Allen** honorable mention, TB, AP
- Tom Tuinei** honorable mention, DT, AP
- 1978 **Gary Allen** honorable mention, TB, AP
- Jeff Duva** honorable mention, QB, AP
- 1974 **Cliff LaBoy** honorable mention, DL, AP
- John Woodcock** honorable mention, DL, AP
- 1973 **Jeris White** first team, DB, Time Magazine and The Sporting News
- 1949 **Harry Kahuanui** honorable mention, DE, UPI
- 1935 **Tommy Kaulukukui** All-American Board of Football



GARY ALLEN

GARY ALLEN (1978-81) - Four-time honorable mention A.P. All-American tailback. Set 30 school rushing, total offense and all-purpose yardage records, including most career rushes (647), yards gained rushing (3,451) and 100-yard rushing games (15). Three-time first team all-WAC and three-time honorable mention A.P. all-Coast.

LARRY ARNOLD (1967-69) - Honorable mention A.P. Little All-American quarterback in 1968 in which he completed 154-of-278 passes for 1,917 yards and 21 touchdowns. Set 20 passing and total offense school records, including career passing yards (3,425) and touchdowns (33).



LARRY ARNOLD

DAVONE BESS (2005-07) - A.P. third team All-American who finished his three-year career as the school's leader in receptions (293) and second in receiving yards (3,610). Scored a record 41 touchdowns, including an NCAA-best 39 touchdowns with quarterback Colt Brennan.



DAVONE BESS

COLT BRENNAN (2005-07) - Finished third in the Heisman Trophy race in 2007. Two-time third-team A.P. All-American quarterback in 2006-07. Set or tied 31 NCAA records during his three-year career, including career touchdown passes (131). Won the Sammy Baugh Trophy in 2006. Two-time WAC Offensive Player of the Year.

WALTER BRIGGS (1986-89) - Second team All-American by U.P.I. in 1989 after posting single-season school-record nine interceptions. Also named first team all-WAC.



WALTER BRIGGS

ALLEN BROWN (1973) - Honorable mention A.P. Little All-American wide receiver in 1973. Led the team with 46 receptions for 735 yards and two touchdowns in only nine games played.

TIM BUCHANAN (1968) - First team A.P. Little All-American linebacker in 1968. School-record 168 total tackles.



ALEX DUNNACHIE

ALEX DUNNACHIE (2009-12) - Honorable mention All-American by SI.com. As a senior, set new UH single-season record with a 46.16 average, which ranked fourth nationally. Ranked third all-time at UH with a 42.0 career average.



JEFF DUVA

JEFF DUVA (1977-78) - A.P. honorable mention All-American quarterback in 1978, in which he completed 113-of-208 passes for 1,463 yards and 14 touchdowns. Set nine UH records including career record for most yards passing per game (134.1).

MIKE EDWARDS (2011-12) - All-American honorable mention by SI.com and third team by CBSSports.com after leading the country in kickoff-return yardage (1,215). Also set UH and



MIKE EDWARDS

MW records with three kickoff-return touchdowns. In just two seasons, established new school career kickoff-return yardage record (2,301).

JASON ELAM (1988-92) - First-team All-American placekicker. Finished his career ranked third in NCAA history with 395 points, including 79-of-100 in field-goal attempts. All-time points leader in UH and WAC history. Converted 91 straight extra points from 1988-91. School-record 56-yard field goal against BYU in 1992.



BLANE GAISON (1976, '78-80) - Honorable mention A.P. All-American in 1980 playing both quarterback and defensive back. Second on the team with 85 tackles and two interceptions after playing quarterback during the first three games of the season.

ALEX GREEN (2009-10) - Honorable mention All-American by SI.com in 2010 after racking up 1,199 rushing yards and 18 touchdowns. Broke a half-dozen school records, including a 60-year-old school record when he rushed for 327 yards in a win at New Mexico State.

RYAN GRICE-MULLEN (2005-07) - Second team All-American by CNN/SI in 2007, in which he hauled in 106 receptions for 1,372 yards and 13 touchdowns. Finished his career ranked fourth in career receptions (237), third in receiving yards (3,370) and second in touchdowns (36).

SCOTT HANEBERG (1972-73) - Honorable mention A.P. Little All-American offensive tackle in 1973. Also named first team Little All-Coast.

SCOTT HARDING (2011-14) - Dubbed the "Most Interesting Man in College Football" by *Grantland* for being the team's starting punter, punt returner, and receiver. Second-team All-American punter by FWAA who led the nation with 86 punts - a UH single-season record - in 2014.



RANDY INGRAHAM (1970-71) - Two-time honorable mention A.P. Little All-American linebacker from 1970-71. Recorded 266 career total tackles, including 145 in 1970. Also named first team Little All-Coast in 1971 and second team in 1970.



HARRY KAHUANUI (1946-49) - Honorable mention All-American defensive end by U.P.I. in 1949. Nicknamed "Clown," he was the first UH player invited to the East-West Shrine Game.

JIM KALILI (1967, '69-70) - A.P. second team Little All-American offensive guard in 1970. Also named first team Little All-American by Western States in 1969.

TOMMY KAULUKUKUI - School's first All-American in 1935 by the All-American Board of Football. Nicknamed "Grass Shack" by legendary sports-writer Grantland Rice, still holds school-record 103-yard kickoff return in loss to UCLA in 1935.



LARRY KHAN-SMITH (1987-90) - A.P. second team All-American in 1988 as a return specialist. Set four UH kick-return records including a 26.6 average, which ranked fifth nationally. Also named first team all-WAC.



CLIFF LABOY (1973-75) - Honorable mention A.P. All-American defensive tackle in 1974 in which he recorded 89 total tackles and 13 sacks. Also forced three fumbles and recovered five. Had 230 career tackles and school-record 10 career fumbles recovered.

ASHLEY LELIE (1999-2001) - Record-breaking 2001 season in which he set school and WAC records for receiving yards (1,713) and touchdowns (19). Finished his career as the school-record holder for receiving yards (3,341) and touchdowns (32). School's highest NFL Draft pick, taken with the 19th pick by Denver.



VINCE MANUWAI (1999-2002) - First team All-American by CNN/SI and CBSsports.com in 2002. Three-year starter at right guard in which he did not allow a sack. Named to the "watch list" of both the Outland Trophy and Lombardi awards.



DANA MCLEMORE (1978-81) - Honorable mention A.P. All-American cornerback in 1981, with four interceptions. Also named all-WAC as a punt returner, who returned two for touchdowns and set six UH records. Recorded seven career interceptions.



WALTER MURRAY (1982-85) - A first-team All-American wide receiver by Gannett News Service in 1985, set 10 school receiving records during his career. Finished with 178 receptions for 2,867 yards and 20 touchdowns, including single-season records for receptions (66) and touchdowns (7).



AL NOGA (1984-87) - School's only A.P. first team All-American in 1986. Touted as the "Samoan Sack Man," was promoted as the school's first Heisman Trophy candidate. Named the WAC's Defensive Player of the Year and was a finalist for the Outland Trophy. Set single-season school records of 17 sacks, 31 tackles for loss and six forced fumbles.

FALANIKO NOGA (1980-83) - Honorable mention All-American by the A.P. in 1981 and a *Blue Chips Magazine* freshman and sophomore All-American. A four-year starter on the defensive line, was named either first team or second team all-WAC all four years. Set UH single-season (16) and career (43) records for tackles-for-loss.



FALANIKO NOGA

CHAD OWENS (2001-04) - Second team All-America in 2004, in which he set an NCAA-record five punt returns for touchdowns. Also tied NCAA career record with eight returns for touchdowns (six punts, two kickoffs). School record-holder in all-purpose yards (5,461). Holds NCAA single-game kick-return record with 342 yards against BYU in 2001.



CHAD OWENS


MCKINLEY REYNOLDS (1967-68) - Honorable mention A.P. Little All-American in 1968, in which he hauled in 49 catches for 711 yards and seven touchdowns.

ED RIEWERTS (1979-80) - Honorable mention A.P. All-American in 1980. Two-year starter at center. Also named first team all-WAC as a senior.

JASON RIVERS (2003-04, '06-07) - School's career leader in receiving yards (3,919), who also ranks second in receptions (292) and third in touchdowns (35). School- and all-time collegiate bowl-record 308 yards receiving in 2006 Sheraton Hawai'i Bowl against Arizona State.

RICHARD RUPPERT (1971) - Second team Little All-American offensive guard by Kodak.


GREG SALAS (2007-10) - Third team A.P. All-American in 2010 and honorable mention by SI.com in '09 and '10. A 2010 Fred Biletnikoff



GREG SALAS

Award semifinalist, he finished second nationally in receiving yards per game (134.9) and third in receptions per game (8.5). UH's career record-holder for receiving yards (4,345), he also set single-season records for receptions (119) and receiving yards (1,889). The only player in school history to post two 100-plus catch seasons.

JESSE SAPOLU (1979-82) - A.P. honorable mention All-American offensive guard in 1980. Four-year starter on the offensive line and also played on defensive front. Also named first team all-WAC in 1980.



JESSE SAPOLU

HERCULES SATELE (2004-07) - First team All-American offensive lineman by the Football Writers' Association of America. Two-year starter at left guard.



HERCULES SATELE

SAMSON SATELE (2003-06) - Second team All-American center by SI.com. First team all-WAC in 2005 and '06 and second-teamer in 2003 and '04. Started all 53 games in his career. FWAA first team Freshman All-American in 2003.



SAMSON SATELE

LARRY SHERRER (1969-71) - Honorable mention A.P. Little All-American tailback in 1971. Also named first team Little all-Coast in 1971 and second team in 1970. Set 10 rushing and scoring school records including most yards rushing (2,174) and touchdowns (30).

MANA SILVA (2008-10) - Honorable mention All-American by SI.com after logging 85 tackles and eight interceptions, the second most in the nation. Finished his career as the school's all-time leader with 14 picks.

NOLLE SMITH - First team A.P. Little All-American halfback in 1941. Co-captain of his senior year, which ended abruptly due to the attack on Pearl Harbor.

HENRY SOVIO (1969-71) - Honorable mention A.P. Little All-American tight end in 1971. Led the team with 36 receptions, 527 yards receiving and two touchdowns. Also served as placekicker, converting 12-of-22 career attempts.

LEVI STANLEY (1969-70, '72-73) - Second team A.P. Little All-American defensive tackle in 1973. Earned honorable mention Little All-American honors in 1972. Led team in tackles as a junior and senior and compiled a school-record 366 career total tackles.

JIM STONE (1971-72) - Third team A.P. Little All-American defensive end in 1971. Also earned honorable mention Little All-American honors as a senior in 1972. Recorded 132 career tackles.


TOM TUINEI (1976-79) - Honorable mention A.P. All-American defensive tackle in 1979. Also named first team all-WAC. Recorded 62 tackles and team-leading 12-for-loss as a senior. Had career totals of 269 total tackles, including 100 as a sophomore in 1977.



TOM TUINEI

JERIS WHITE (1970-73) - First team All-American by *Time* and *The Sporting News* in 1973 at defensive back. Single-season school-record six interceptions in 1971. Two-time first team all-Little Coast. Recorded nine career interceptions.

JOHN WOODCOCK (1974-75) - Honorable mention A.P. All-American defensive tackle in 1974 in which he led the team with 126 total tackles. Also led the team as a senior in 1975, recording 116 tackles and eight sacks.



JOHN WOODCOCK

LITTLE ALL-AMERICANS

- 1973 **Levi Stanley** 2nd team, DT, AP
Jeris White honorable mention, DB, AP
Scott Haneberg honorable mention, OT, AP
Allen Brown honorable mention, WR, AP
 1972 **Jim Stone** honorable mention, DL, AP
Levi Stanley honorable mention, DT, AP
 1971 **Jim Stone** 3rd team, DE, AP
Randy Ingraham honorable mention, LB, AP
Larry Sherrer honorable mention, TB, AP
Henry Sovio honorable mention, TE, AP
Richard Ruppert 2nd team, OG, Kodak
 1970 **Jim Kalili** 2nd team, OG, AP;
 honorable mention, OG, Kodak
Randy Ingraham honorable mention, LB, AP
 1969 **Jim Kalili** 1st team, OG, Western States
 1968 **Tim Buchanan** 1st team, LB, AP
Larry Arnold honorable mention, QB, AP
McKinley Reynolds honorable mention, TE, AP
 1941 **Nolle Smith** 1st-string berth, HB, AP

FRESHMAN ALL-AMERICANS

- 2011 **Scott Harding** 1st team, PR, FWAA
 2nd team, Yahoo! Sports
 2005 **Davone Bess** 1st Team, WR, FWAA;
 1st team, WR, Rivals.com;
 1st team, WR, The Sporting News;
 2nd Team, WR, CollegeFootballNews.com;
 2nd Team, WR, Scout.com
Ryan Grice-Mullen 3rd Team, WR,
 CollegeFootballNews.com;
 honorable mention, WR, Scout.com;
 honorable mention, WR, The Sporting News
Solomon Elimimian 1st Team, WR, Scout.com;
 honorable mention, LB, The Sporting News
 2003 **Samson Satele** 1st team, OL, Scripps/FWAA
 2001 **Justin Ayat** 1st team, PK, Football News
Uriah Moenoe 4th team, OL, The Sporting News
Chad Owens 1st team, FWAA
 1980 **Falaniko Noga** 1st team, NG, Blue Chips
 Magazine
 1979 **Steve Lehor** honorable mention, LB, The
 Sporting News

SOPHOMORE ALL-AMERICAN

- 1981 **Falaniko Noga** 1st team, NG, Blue Chips
 Magazine

COLLEGE FOOTBALL AWARDS



Colt Brennan (far left) finished third in the 2007 Heisman Memorial Trophy, which was won by Florida's Tim Tebow.

CINGULAR NATIONAL PLAYER OF THE YEAR

2006 Colt Brennan (Finalist)

HEISMAN MEMORIAL TROPHY

(Nation's top player)

2007 Colt Brennan (3rd Place)

2006 Colt Brennan (6th Place)

JOHNNY UNITAS AWARD

(Nation's top senior quarterback)

2007 Colt Brennan (Finalist)

2004 Timmy Chang (Finalist)

SAMMY BAUGH AWARD

(Nation's top quarterback)

2006 Colt Brennan (Winner)

DAVEY O'BRIEN AWARD

(Nation's top quarterback)

2007 Colt Brennan (Semi-finalist)

2006 Colt Brennan (Finalist)

RIMINGTON AWARD

(Nation's top center)

2009 John Estes (Finalist)

FRED BILETNIKOFF AWARD

(Nation's top receiver)

2010 Greg Salas (Semi-finalist)

2004 Chad Owens (Semi-finalist)

2001 Ashley Lelie (Semi-finalist)

OUTLAND TROPHY

(Nation's top defensive player)

1986 Al Noga (Finalist)

LOU GROZA AWARD

(Nation's top placekicker)

1992 Jason Elam (Finalist)

RAY GUY AWARD

(Nation's top punter)

2014 Scott Harding (Semi-finalist)

MOSI TATUPU AWARD

(Nation's top special teams player)

2004 Chad Owens (Winner)

JET AWARD

(Nation's top return specialist)

2012 Mike Edwards (Finalist)

BURLSWORTH TROPHY

(Nation's top player who started as walk-on)

2011 Bryant Moniz (Semi-finalist)

POLYNESIAN FOOTBALL HALL OF FAME COLLEGE PLAYER OF THE YEAR

(Nation's top player of Polynesian descent)

2014 Scott Harding (Finalist)

NATIONAL COACH OF THE YEAR

Associated Press

2007 June Jones (3rd Place)

Paul "Bear" Bryant Award

2007 June Jones (Finalist)

1999 June Jones (Finalist)

CNN/Sports Illustrated

1999 June Jones (Winner)

American Football Coach/Schutt Sports

1999 June Jones (Winner)

The Sporting News

1999 June Jones (Winner)



INDIVIDUAL HONORS

Special Teams Player of the Year

Mike Edwards, KR, 2012

- 2016 Jahlani Tavai, 1st team, LB
Dejon Allen, 2nd team, OL
Trayvon Henderson, honorable mention, DB
Marcus Kemp, honorable mention, WR
Leo Koloamatangi, honorable mention, OL
Meffy Koloamatangi, honorable mention, DL
Jalen Rogers, honorable mention, DB
Rigoberto Sanchez, honorable mention, PK
- 2015 Kennedy Tulimasealii, 1st team, DL
Dejon Allen, honorable mention, OL
Ben Clarke, honorable mention, OL
Julian Gener, honorable mention, LB
Nick Nelson, honorable mention, DB
Rigoberto Sanchez, honorable mention, P
- 2014 Scott Harding, 1st team, P; honorable mention PR
Kody Afusia, honorable mention, OL
Ben Clarke, honorable mention, OL
Tyler Hadden, honorable mention, PK
Sean Shigematsu, honorable mention, OL
Taz Stevenson, honorable mention, DB
Beau Yap, honorable mention, DL
- 2013 Beau Yap, 2nd team, DL
Ben Clarke, honorable mention, OL
Brenden Daley, honorable mention, LB
Clark Evans, tight end, TE
Scott Harding, honorable mention, punter
John Hardy-Tuliau, honorable mention, DB
Art Laurel, honorable mention, LB
Siasau Matagiese, honorable mention, DL
Ne'Quan Phillips, honorable mention, DB
- 2012 Mike Edwards, 1st team, KR; 2nd team DB
Alex Dunnachie, 2nd team, P
Paipai Falemalu, 2nd team, DL
Ben Clarke, honorable mention, OL
Tavita Woodard, honorable mention, DL



INDIVIDUAL HONORS

Offensive Player of the Year

Colt Brennan, QB, 2006, '07

Defensive Player of the Year

Solomon Elimimian (co-DPOY), LB, 2008
Travis Laboy, DL, 2003
Al Noga, DT, 1986

Special Teams Player of the Year

Jason Elam, PK, 1992

Offensive Unit of the Year

Colt Brennan, QB; Davone Bess, WR;
Ryan Grice-Mullen, WR; C.J. Hawthorne, WR;
Jason Rivers, WR; 2007

Freshman of the Year

Davone Bess, WR, 2005
Timmy Chang, QB, 2000
Charles Tharp, RB, 1997 (Pacific Division)
Jamal Farmer, RB, 1989

Newcomer of the Year

Falaniko Noga, DL, 1980
Tom Tuinei, DL, 1979

Coach of the Year

June Jones, 1999, 2006, '07
Bob Wagner, 1989, '92
Dick Tomey, 1981

- 2011 Bryant Moniz, 1st team, QB
Aaron Brown, 1st team, LB
Brett Leonard, 2nd team, OL
Vaughn Meatoga, 2nd team, DL
Corey Paredes, 2nd team, LB
Royce Pollard, 2nd team, WR
Richard Torres, 2nd team, DB
Kaniela Tuipulotu, 2nd team, DL
- 2010 Corey Paredes, 1st team, LB
Greg Salas, 1st team, WR
Mana Silva, 1st team, DB
Scott Enos, 2nd team, PK
Alex Green, 2nd team, RB
Laupepa Letuli, 2nd team, OL
Bryant Moniz, 2nd team, QB
Kealoha Pilaes, 2nd team, WR
Adrian Thomas, 2nd team, OL
Kaniela Tuipulotu, 2nd team, DL
- 2009 John Estes, 1st team, OL
Greg Salas, 1st team, WR
Blaze Soares, 1st team, LB
Aaron Kia, 2nd team, OL
- 2008 John Estes, 1st team, OL
Solomon Elimimian, 1st team, LB
Adam Leonard, 1st team, LB
Ryan Mouton, 1st team, DB
Michael Washington, 2nd team, WR
David Veikune, 2nd team, DL
Keala Watson, 2nd team, DL
- 2007 Colt Brennan, 1st team, QB
Davone Bess, 1st team, WR
Ryan Grice-Mullen, 1st team, WR
John Estes, 1st team, OL
Hercules Satele, 1st team, OL
David Veikune, 1st team, DL
Michael Lafaele, 1st team, DL
Adam Leonard, 1st team, LB
Solomon Elimimian, 1st team, LB
Myron Newberry, 1st team, DB
Dan Kelly, 1st team, PK
Jason Rivers, 2nd team, WR
- 2006 Colt Brennan, 1st team, QB
Davone Bess, 1st team, WR
Tala Esera, 1st team, OL
Nate Ilaoa, 1st team, RB
Samson Satele, 1st team, OL
Ikaika Alama-Francis, 1st team, DL
Leonard Peters, 1st team, DB
- Melila Purcell, 1st team, DL
Ross Dickerson, 1st team, KOR
Michael Lafaele, 2nd team, DL
Adam Leonard, 2nd team, LB
Jason Rivers, 2nd team, WR
Dane Uperesa, 2nd team, OL
- 2005 Davone Bess, 1st team, WR
Lono Manners, 1st team, DB
Samson Satele, 1st team, OL
Ikaika Alama-Francis, 2nd team, DL
Brandon Eaton, 2nd team, OL
Tala Esera, 2nd team, OL
Kila Kamakawiwo'ole, 2nd team, LB
Melila Purcell, 2nd team, DL
- 2004 Timmy Chang, 1st team, QB
Abraham Elimimian, 1st team, CB
Chad Owens, 1st team, WR
Chad Owens, 2nd team, RS
Samson Satele, 2nd team, OG
Tala Esera, receiving votes, OT
Uriah Moenaa, receiving votes, OG
Melila Purcell, receiving votes, DE
Jason Rivers, receiving votes, WR
- 2003 Travis LaBoy, 1st team, DE
Kelvin Millhouse, 1st team, CB
Chad Owens, 1st team, WR
Hyrum Peters, 1st team, S
Isaac Sopoaga, 1st team, DT
Samson Satele, 2nd team, OG
Timmy Chang, receiving votes, QB
Jeremiah Cockheran, receiving votes, WR
Ikaika Curnan, receiving votes, LB
Abraham Elimimian, receiving votes, CB
- 2002 Justin Colbert, 1st team, WR
Vince Manuwai, 1st team, OG
Mat McBriar, 1st team, P
Hyrum Peters, 1st team, SS
Pisa Tinoisamoa, 1st team, LB
Chris Brown, 2nd team, LB
Timmy Chang, 2nd team, QB
Lui Fuata, 2nd team, C
Kelvin Millhouse, 2nd team, CB
Isaac Sopoaga, 2nd team, DT
Britton Komine, receiving votes, WR
Chad Owens, receiving votes, WR
- 2001 Chris Brown, 1st team, LB
Manly Kanoa, 1st team, OG
Ashley Lelie, 1st team, WR
Nate Jackson, 2nd team, S
Travis LaBoy, 2nd team, DE
Mat McBriar, 2nd team, P
Vince Manuwai, 2nd team, OG
Chad Owens, 2nd team, RS
Pisa Tinoisamoa, 2nd team, LB
- 2000 Kynan Forney, 1st team, OL
Jacob Espiau, 2nd team, DB
James Fenderson, 2nd team, RB
Nate Jackson, 2nd team, DB
Ashley Lelie, 2nd team, WR
Rinda Brooks, receiving votes, LB
Chris Brown, receiving votes, DL
Timmy Chang, receiving votes, QB
Jamal Garland, receiving votes, ST
Robert Kemfort, receiving votes, LB
Vince Manuwai, receiving votes, OL
Craig Stutzmann, receiving votes, WR

1999 Dwight Carter, 1st team, WR
Jamal Garland, 1st team, ST
Adrian Klemm, 1st team, OL
Quincy LeJay, 1st team, DB
Kaulana Noa, 1st team, OL
Jeff Ulbrich, 1st team, LB
Matt Paul, 2nd team, DL
Dan Robinson, 2nd team, QB;
Chad Shrout, 2nd team, P
Dee Miller, receiving votes, DB
Dustin Owen, receiving votes, OL
Andy Phillips, receiving votes, OL
Craig Stutzmann, receiving votes, WR
Yaphet Warren, receiving votes, LB
Avion Weaver, receiving votes, RB

1998 Wesley Morris, receiving votes, WR
Tony Tuioti, receiving votes, DL
Matt Paul, receiving votes, LB

1997 Eddie Klaneski, 1st team, DB
Chad Shrout, 1st team, P
Shane Oliveira, 2nd team, OL
Gary Ellison, receiving votes, TE
Kaulana Noa, receiving votes, OL
Charles Tharp, receiving votes, RB
Doug Rosevold, receiving votes, LB
Chris Shinnick, receiving votes, DB

1996 Eddie Klaneski, 1st team, DB
Ben Bright, receiving votes, DL
Demitrius Henderson, receiving votes, DB

1995 George Noga, 2nd team, DT
Marcus Malepeai, honorable mention, OL
Shane Oliveira, honorable mention, OL
Tupu Alualu, honorable mention, RB
Eddie Klaneski, honorable mention, SB
Brett Washington, honorable mention, RB
Brian Chapman, honorable mention, DL
Rod York, honorable mention, DL
Agenhart Ellis, honorable mention, LB
Danny Katoa, honorable mention, LB
Clint Kuboyama, honorable mention, DB
Carlton Oswalt, honorable mention, PK
Chad Shrout, honorable mention, P
Matt Harding, honorable mention, RS

1994 Junior Faavae, 1st team, LB
Kendall Goo, honorable mention, OL
Kelly McGill, honorable mention, OL
George Noga, honorable mention, DL
Nalei Cox, honorable mention, DL
Ed Ripley, honorable mention, DL
Carlos Anderson, honorable mention, DB
Zac Odom, honorable mention, DB
Jason Ross, honorable mention, DB
Stephen Wilson, honorable mention, P

1993 Peter Pale, 2nd team, OL
Al Aliipule, 2nd team, LB
Travis Fonseca, honorable mention, OL
Lene Amosa, honorable mention, OL
Michael Carter, honorable mention, QB
Brian Gordon, honorable mention, RB
Taase Faamui, honorable mention, DL
Stewart Williams, honorable mention, LB
Carlos Anderson, honorable mention, DB
Stephen Wilson, honorable mention, P

1992 Jason Elam, 1st team, PK, 2nd team, P
Travis Sims, 1st team, RB
Maa Tanuvasa, 1st team, DL
Doug Vaoileti, 1st team, OL

Bryan Addison, 2nd team, DB
Darrick Branch, 2nd team, WR
Michael Carter, honorable mention, QB
Taase Faamui, honorable mention, DL
Peter Pale, honorable mention, OL

1991 Jason Elam, 1st team, PK
Mitch Kaaialii, 2nd team, OL
Manly Williams, 2nd team, LB
Jeff Sydner, 2nd team, RS;
honorable mention, RB
Haku Kahoano, honorable mention, DL
Kenny Harper, honorable mention, DB

1990 Mark Odom, 1st team, LB
Jeff Sydner, 1st team, RS
Shawn Ching, 2nd team, C
Garrett Gabriel, 2nd team, QB
Tony Pang-Kee, 2nd team, DB
David Tanuvasa, 2nd team, DL
Jamal Farmer, honorable mention, RB
Larry Khan-Smith, honorable mention, RS
David Maeva, honorable mention, LB
Dane McArthur, honorable mention, RB
Kim McCloud, honorable mention, DB
Mike Tresler, honorable mention, DB

1989 Larry Jones, 1st team, OL
Jason Elam, 1st team, PK
Dana Directo, 1st team, DL
Mark Odom, 1st team, LB
Walter Briggs, 1st team, DB
Joaquin Barnett, 2nd team, LB
Leo Goeas, 2nd team, OL
Chris Roscoe, 2nd team, WR
Jeff Sydner, 2nd team, RS
Herman Talley, 2nd team, DL
Mike Tresler, 2nd team, DB
Jamal Farmer, honorable mention, RB
Michael Coulson, honorable mention, DB
Allen Smith, honorable mention, OL

1988 Amosa Amosa, 1st team, OL
Heikoti Fakava, 1st team, RB
Larry Khan-Smith, 1st team, RS
David Maeva, 1st team, LB
Dana Directo, 2nd team, DL
Jason Elam, 2nd team, PK
Larry Jones, 2nd team, OL
Mark Nua, 2nd team, OL
Joe Seumalo, 2nd team, DL
Mike Tresler, 2nd team, DB
Walter Briggs, honorable mention, DB
Chris Roscoe, honorable mention, WR

1987 Heikoti Fakava, 1st team, RB
Al Noga, 1st team, DL
Amosa Amosa, 2nd team, OL
William Bell, 2nd team, DB
Leon Austin, honorable mention, DB
Rod Valverde, honorable mention, PK

1986 M.L. Johnson, 1st team, LB
Marco Johnson, 1st team, KR
Kyle Kafentzis, 1st team, DB
Al Noga, 1st team, DL
David Dyas, 2nd team, WR
Ron Hall, 2nd team, TE
Pete Noga, 2nd team, LB
Joe Onosai, 2nd team, OL
Colin Scotts, 2nd team, DL
Matt Follner, honorable mention, DL
Thad Jefferson, honorable mention, LB
Mark Nua, honorable mention, OL

1985 Kent Kafentzis, 1st team, DB
Walter Murray, 1st team, WR
Al Noga, 1st team, DL
Nuu Faaola, 2nd team, RB
Thad Jefferson, 2nd team, LB
Joe Onosai, 2nd team, OL
David Dyas, honorable mention, WR

1984 Rich Miano, 1st team, DB
Richard Spelman, 1st team, PK
Raphel Cherry, 2nd team, QB
Walter Murray, 2nd team, WR
Darryl Ursery, 2nd team, OL
Alvis Satele, honorable mention, LB

1983 Rich Miano, 1st team, DB
Kesi Afalava, 2nd team, DL
Mike Akiu, 2nd team, KR
Bernard Carvalho, 2nd team, OT
Falaniko Noga, 2nd team, LB

1982 Anthony Edgar, 2nd team, RB
Carl Kenneybrew, 2nd team, LB
Jim Mills, 2nd team, TE
Falaniko Noga, 2nd team, NG
Jim Donovan, honorable mention, OG
Steve Lehor, honorable mention, LB
Walter Murray, honorable mention, WR
Frank Natividad, honorable mention, P
Bernard Quarles, honorable mention, QB
Jesse Sapolu, honorable mention, C

1981 Gary Allen, 1st team, TB
Jim Asmus, 1st team, PK
Dana McLemore, 1st team, DB
Falaniko Noga, 1st team, DL
Dave Barbour, 2nd team, TE
Anthony Edgar, 2nd team, RB
Dana McLemore, 2nd team, RS
Andy Moody, 2nd team, LB
Jesse Sapolu, 2nd team, OL
Itai Sataua, 2nd team, DL
David Toloumu, 2nd team, RB
Carl Kenneybrew, honorable mention, LB
Lee Larsen, honorable mention, PK
Frank Natividad, honorable mention, P

1980 Gary Allen, 1st team, TB
Jim Asmus, 1st team, PK
Blane Gaison, 1st team, DB
Falaniko Noga, 1st team, DL
Ed Riewerts, 1st team, C
Jesse Sapolu, 1st team, OL
Jim Asmus, 2nd team, P
Lyndell Jones, honorable mention, DB
Steve Lehor, honorable mention, LB
Dana McLemore, honorable mention, RS
Andy Moody, honorable mention, LB
David Toloumu, honorable mention, RB

1979 Gary Allen, 1st team, TB
Dana McLemore, 1st team, RS
Tom Tuinei, 1st team, DT
Keith Ah Yuen, honorable mention, OL
Jim Asmus, honorable mention, PK
Blane Gaison, honorable mention, DB
Keone Jardine, honorable mention, DB
DeWayne Jett, honorable mention, WR
Steve Lehor, honorable mention, LB
Andy Moody, honorable mention, LB
Jerry Scanlan, honorable mention, TE
Mike Schook, honorable mention, OL

STAN BATES AWARD

The Stan Bates Award is awarded to the top scholar-athlete in the Western Athletic Conference. UH's Jason Elam (1992) and Blane Gaison (1981) have been recipients of the award.



Jason Elam
PK/P
1992



Blane Gaison
QB/DB
1981

JOE KEARNEY AWARD

The Joe Kearney Award is awarded to the top athlete in the Western Athletic Conference. UH's Colt Brennan is the only UH football recipient of the award.



Colt Brennan
QB
2007

MW SCHOLAR-ATHLETE

- 2016 Noah Borden, Kaimana Padello, Ben Scruton
- 2015 Noah Borden, Makoa Camanse-Stevens, Ben Clarke, Harold Moleni
- 2014 Ben Clarke, Harold Moleni, Luke Shawley
- 2013 Ben Clarke, Ben Dew, Daniel Masifilo, Harold Moleni, Brodie Nakama
- 2012 Justin Clapp, Ben Clarke, Harold Moleni, Jordan Pu'u-Robinson

ACADEMIC ALL-MW

- 2016 Noah Borden, LS; Dru Brown, QB; Makoa Camanse-Stevens, WR; Zeno Choi, DL; Tevarua Eldridge, LB; Asotui Eli, OL; Penitito Fa'alologo, DL; Davasyia Hagger, TE; Steven Lakalaka, RB; La'akea Look, LB; Solomon Matautia, LB; Brodie Nakama, LS; Kaimana Padello, DL; Ben Scruton, WR; Russell Williams Jr., LB
- 2015 Isaiah Bernard, WR; Noah Borden, LS; Duke Bukoski, WR; Makoa Camanse-Stevens, WR; Ben Clarke, OL; Keelan Ewaliko, WR; Penitito Fa'alologo, DL; Davasyia Hagger, TE; Marrell Jackson, DB; Pereese Joas, RB; Leo Koloamatangi, OL; Meffy Koloamatangi, DL; Eperone Moananu, OL; Harold Moleni, TE; Jason Muraoka, RB; Brodie Nakama, SS; Damien Packer, DB; Ryan Pasoquen, WR; Kory Rasmussen, DL; Ikaika Woolsey, QB
- 2014 Ben Clarke, OL; Keelan Ewaliko, WR; Penitito Fa'alologo, DL; Marrell Jackson, DB; Steven Lakalaka, RB; Michael Martin, DB; Harold Moleni, TE; Jason Muraoka, RB; Brodie Nakama, LS; Damien Packer, DB; Ryan Pasoquen, WR; Quinton Pedroza, WR; Simon Poti, LB; Jordan Pu'u-Robinson, TE; Luke Shawley, DL; Sean Shigematsu, OL; Haani Tulimaiaiu, DL; Niko Uti, DL; Ikaika Woolsey, QB
- 2013 Kwamane Bowens, DB; Ben Clarke, OL; Ben Dew, OL; Taylor Graham, QB; Tyler Hadden, PL; Marrell Jackson, DB; Marcus Kemp, WR; Keith Kirkwood, WR; Leo Koloamatangi, OL; Steven Lakalaka, RB; Frank Loyd Jr., OL; Michael Martin, DB; Daniel Masifilo, DB; Harold Moleni, TE; Brodie Nakama, LS; Damien Packer, DB; Ne'Quan Phillips, DB; Diocemy Saint Juste, RB; Sean Schroeder, QB; Iuta Tepa, DL; Kennedy Tulimasealii, DL
- 2012 Kaeo Alo, DL; Ben Clarke, OL; Benetton Fonua, LB; Scott Harding, WR; Marrell Jackson, DB; Mike Milovale, OL; Harold Moleni, TE; Blake Muir, OL; Sean

Shigematsu, OL; Cayman Shutter, QB; Kendrick Van Ackeren, LB

ACADEMIC ALL-WAC

- 2011 Shane Austin, QB; Kenton Chun, PK; Justin Clapp, WR; Scott Harding, WR; Levi Legay, OL; Vaughn Meatoga, DL; Corey Paredes, LB; Royce Pollard, WR; Alasi Toilolo, DL; Kaniela Tuipulotu, DL
- 2010 Shane Austin, QB; Justin Clapp, WR; Vaughn Meatoga, DL; Corey Paredes, LB; Kealoha Pilaes, WR; Royce Pollard, WR; Mana Silva, DB; Spencer Smith, DB; Alasi Toilolo, DL; Kaniela Tuipulotu, DL; Kamalu Umu, DL
- 2009 Haku Correa, DL; Paipai Falemalu, DL; Inoke Funaki, QB; Aaron Kia, OL; Mana Lolotai, LB; Antwan Mahaley, DL; Vaughn Meatoga, DL; Jon Medeiros, WR; Corey Paredes, LB; Kealoha Pilaes, WR; Royce Pollard, WR; Liko Satele, DL; Mana Silva, DB; Spencer Smith, DB; Tuika Tufaga, DL; Michael Wadsworth, DB
- 2008 Greg Alexander, QB; Solomon Elimimian, LB; David Farmer, RB; Austin Hansen, OL; Aaron Kia, OL; Antwan Mahaley, DL; Vaughn Meatoga, DL; Kealoha Pilaes, RB; Royce Pollard, WR; Mana Silva, DB; Spencer Smith, DB; Richard Torres, DB; David Veikune, DL; Keala Watson, DL
- 2007 Solomon Elimimian, LB; David Farmer, RB; Guyton Galdeira, DB; Tim Grasso, P; C.J. Hawthorne, WR; Tyson Kafentzis, DB; Karl Noa, DL; Kealoha Pilaes, RB; Amani Purcell, DL; Rustin Saole, LB; Spencer Smith, DB; David Veikune, DL; Keala Watson, DL; Leon Wright-Jackson, RB
- 2006 Solomon Elimimian, LB; Renolds Fruean, DL; Jake Ingram, DL; Tyson Kafentzis, LB; Aaron Kia, OL; Michael Malala, DB; Myron Newberry, DB; Karl Noa, LB; Jacob Patek, DB; Amani Purcell, LB; Blaze Soares, LB; Dane Uperesa, OL; David Veikune, DL; Keala Watson, DL
- 2005 Renolds Fruean, DL; Jake Ingram, DL; Landon Kafentzis, DB; Tyson Kafentzis, LB; Dylan Linkner, WR; Michael Malala, DB; Karl Noa, DL; Kenny Patton, DB; Dane Uperesa, OL; Keala Watson, DL
- 2004 Karl Noa, DL; Kenny Patton, DB; Dane Uperesa, OL
- 2003 Keani Alapa, LB; Ikaika Blackburn, LB; David Gilmore, S
- 2002 Keani Alapa, LB; David Gilmore, S; Shawn Withy-Allen, QB
- 2001 Mike Iosua, DT; Hyrum Peters, DB
- 2000 David Gilmore, DB; Mike Iosua, DL; Bobby Morgan, LB; Hyrum Peters, DB

- 1999 Bobby Morgan, LB; Daniel Reed, LB; Dan Robinson, QB; Yaphet Warren, LB
- 1998 Damien Arafiles, DB; Dan Robinson, QB
- 1997 Rufus Ayeni, LB; Lonn Kalama, TE; Kekoa Kilcoyne, LB; Johnny Macon, WR; Dan Robinson, QB; Chris Shinnick, DB; Tyler Tanigawa, OL/LS; Ron Wood, DB
- 1996 Lonn Kalama, FB; Bobby Singh, OL; Tyler Tanigawa, TE
- 1995 Michael Anderson, OL; Tyler Tanigawa, LS
- 1994 Johnny Macon, QB; Carlton Oswalt, KS
- 1993 Phil Cunningham, SB; Travis Fonseca, OL; Deacon Hanson, OL/LS
- 1992 Jason Elam, PK/P
- 1991 Johann Bouit, WR; Shawn Ching, C; Dan Duncan, LB; Jason Elam, PK/P; Travis Fonseca, OL; Haku Kahoano, DL; Paul Manera, OL; Dean Nakagawa, DB; Tony Pang-Kee, DB; Travis Sims, RB
- 1990 Jason Elam, PK; Dane McArthur, RB; Mark Odom, LB; Tony Pang-Kee, DB; Mike Tresler, DB; Tasi Autele, DB; Dan Duncan, LB; Tom Heffernan, RB; Haku Kahoano, DL; Zerin Khan, PK; Larry Khan-Smith, WR; Kim McCloud, DB; Joe Sardo, LB; Travis Sims, RB; David Tanuvasa, DL
- 1989 Dana Directo, DL; Jason Elam, PK; Dane McArthur, WR
- 1988 Dane McArthur, SB; Dana Directo, DL
- 1987 Rick Saunders, DB
- 1980 Blane Gaison, QB/DB
- 1979 Blane Gaison, QB/DB

ALL-COAST

- 1986 Al Noga, 1st team, DL, UPI
- 1985 Walter Murray, 1st team, WR, UPI
- 1981 Gary Allen, H.M., TB, AP & UPI
Falaniko Noga, H.M., NG, AP & UPI
Dana McLemore, H.M., DB, AP & UPI
- 1980 Gary Allen, H.M., TB, AP & UPI
Blane Gaison, H.M., DB, AP & UPI
Falaniko Noga, H.M., NG, AP & UPI
Jesse Sapolu, H.M., OG, AP & UPI
- 1979 Gary Allen, H.M., TB, AP
- 1973 Levi Stanley, H.M., DT, UPI
- 1968 Rich Leon, H.M., WR, UPI

LITTLE ALL-COAST

- 1973 Allen Brown, 1st team, WR, UPI
Scott Haneberg, 1st team, OT, UPI
Levi Stanley, 1st team, DT, UPI
Jeris White, 1st team, DB, UPI
Harold Stringert, 2nd team, DB, UPI
- 1972 Albert Holmes, 1st team, RB, UPI
Tom Johnson, 1st team, OG, UPI
Golden Richards, 1st team, WR, UPI
Jeris White, 1st team, DB, UPI
Jim Stone, 2nd team, DL, UPI
Mike Biscotti, H.M., QB, UPI
Bill Letz, H.M., LB, UPI
Levi Stanley, H.M., DL, UPI
- 1971 Randy Ingraham, 1st team, LB, UPI
Larry Sherrer, 1st team, TB, UPI
- 1970 Jim Kailii, 1st team, OG, UPI
Randy Ingraham, 2nd team, LB, UPI
Larry Sherrer, 2nd team, TB, UPI
Ed Foote, H.M., C, UPI
Bill Massey, H.M., FB, UPI
- 1969 Jon Weber, 1st team, OT, UPI
Bill Massey, H.M., FB, UPI
Jack Spithill, H.M., LB, UPI
- 1967 Dennis Goodrich, 2nd team, LB, UPI
John Hoffman, 2nd team, DE, UPI
Larry Cole, H.M., DE, UPI
Jim Schultz, H.M., SE, UPI

HULA BOWL

From 1947-2008, the University of Hawai'i was well-represented at the Hula Bowl, which was held in the state for 60 years. A total of 150 former Rainbow Warriors participated in the bowl and a UH player was named the bowl's Most Valuable Player three times (Nick Rolovich, 2002; Blane Gaison, 1982; and Tim Buchanan; 1970).

2007	C.J. Hawthorne, WR Michael Lafaele, DL Myron Newberry, DB Karl Noa, DL Jacob Patek, DB Amani Purcell, DL Jason Rivers, WR Hercules Satele, OL Larry Sauafea, OL	1997	Eddie Klaneski, DB Shane Oliveira, OL Chris Shinnick, DB
2006	Ikaika Alama-Francis, DE Ross Dickerson, WR Nate Ilaoa, RB Reagan Mauia, RB Leonard Peters, S Melila Purcell, DE Dane Uperesa, OL	1996	Demitreus Henderson, DB
2005	Brandon Eaton, OL Kila Kamakawiwo'ole, LB Lono Manners, DB Tanuvasa Moe, LB/LS	1995	Matt Harding, ST Clint Kuboyama, DB George Noga, DT
2004	Timmy Chang, QB Uriah Moenoa, OL Chad Owens, WR	1994	Carlos Anderson, CB Junior Faavae, LB Kendall Goo, OL John Veneri, SB
2003	Houston Ala, DL Jeremiah Cockheran, WR Hyrum Peters, S Lance Samuseva, DT	1993	Lene Amosa, OL Taase Faumui, DL Travis Fonseca, OL Brian Gordon, SB Ivin Jasper, SB/QB Peter Pale, OL Stewart Williams, LB
2002	Chris Brown, LB Sean Butts, S Justin Colbert, WR Laanui Correa, DE Lui Fuata, OL Mat McBriar, P	1992	Bryan Addison, DB Jason Elam, PK/P Travis Sims, RB Maa Tanuvasa, DL Doug Vaiolati, OL
2001	Jacob Espiau, S Mike Iosua, DT Nate Jackson, S Manly Kanoa, OG Nick Rolovich, QB (MVP) Craig Stutzmann, WR	1991	Shawn Ching, OL Manly Williams, DL
2000	Rinda Brooks, LB James Fenderson, RB Robert Kemfort, LB Dee Miller, DB Doug Sims, DL	1990	Garrett Gabriel, QB Dane McArthur, RB Mark Odom, LB Sean Robinson, OL Mike Tresler, DB
1999	Quincy LeJay, DB Andy Phillips, OL Dan Robinson, QB Tony Tuioti, DL	1989	Walter Briggs, DB Leo Goeas, OL Chris Roscoe, WR
1998	Ben Bright, DL Stephen Gonzales, LB Mark Mollner, LB	1988	Amosa Amosa, OL Heikoti Fakava, RB
		1987	Sam Carroll, LB Marco Johnson, WR Al Noga, DT
		1986	Ron Hall, TE M.L. Johnson, LB
		1985	Raphel Cherry, QB Rich Miano, DB
		1984	Bernard Carvalho, OL
		1983	Carl Kenneybrew, LB Jesse Sapolu, G Reggie Young, FB
		1982	Gary Allen, WR Dana McLemore, DB
		1981	Jim Asmus, K/P Blane Gaison, DB (MVP)
		1980	DeWayne Jett, WR Jerry Scanlan, TE

OTHER DEFUNCT GAMES

BLUE-GRAY GAME	
1986	Kent Kafentzis, DB
COLLEGE ALL-STAR GAME	
1976	John Woodcock, DT
COACHES ALL-AMERICA GAME	
1976	John Woodcock, DT

JAPAN BOWL	
1992	Jason Elam, PK
1991	Herman Talley, LB
1989	Larry Jones, OL
1988	Mark Nua, OL
1983	Carl Kenneybrew, LB Jesse Sapolu, G Reggie Young, FB
1982	Gary Allen, WR

1979	Jeff Duva, QB Wilbert Haslip, RB
1978	Harris Matsushima, DT Paul Schmidt, DB
1976	Cliff Laboy, DL Arnold Morgado, RB Pat Richardson, DL John Woodcock, DL
1975	Ken Shibata, DB
1974	Levi Stanley, DL
1972	Larry Sherrer, RB
1971	Jim Kalili, G
1970	Jack Spithill, OT Jon Weber, OT
1969	Tim Buchanan, LB (MVP) McKinley Reynolds, E
1968	Larry Cole, DT Dick Hough, B
1967	Agenhart Ellis, T
1965	Larry Price, T
1964	Joe Kealoha, T
1963	Milton Hirohata, T
1961	Cliff Ograin, E Henry Pang, G
1960	Dan Izuka, G George Naukana, T
1958	Colin Chock, E Roland Laanui, T Bill Tam, G
1957	Ed Kawawaki, B Dick Miller, B Roy Price, T
1956	Charles Araki, T Henry Ariyoshi, G Roy Dowd, G Hartwell Freitas, B Richard Ueoka, E
1954	Joe Matsukawa, B Walter Nozoe, G Ed Toma, G Eric Watanabe, G
1953	Melvin Abreu, B Charles Bessette, B Ellsworth Bush, E Dick Carpenter, B Edwin Ferreira, T Saburo Takayesu, G

JAPAN BOWL (cont.)	
1982	Dana McLemore, DB
1980	Scott Voeller, LB
1979	Gary Spotts, DL
1978	Harris Matsushima, DL
OLYMPIA GOLD BOWL	
1982	David Toloumu, RB

SENIOR BOWL

Since 1950, the Senior Bowl has showcased the nation's top collegiate players who completed their eligibility. A total of 19 former Rainbow Warriors have travelled to Mobile, Ala., site of the all-star game.

2012	Luke Ingram, LS
2010	Greg Salas, WR
2008	David Veikune, DL Jake Ingram, LS
2007	Colt Brennan, QB
2005	Samson Satele, C
2004	Abraham Elimimian, DB
2003	Travis LaBoy, DE Isaac Sopoaga, DT
2002	Vince Manuwai, OL Pisa Tinoisamoa, LB
2000	Kynan Forney, OL
1999	Adrian Klemm, OL Kaulana Noa, OL Jeff Ulbrich, LB
1987	Al Noga, DT
1986	Kent Kafentzis, DB Walter Murray, WR
1974	Jeris White, DB

EAST-WEST SHRINE GAME

Established in 1925, the East-West Shrine Game is the oldest college all-star game in the country. A total of 20 former Warriors have competed in the game.

2011	Vaughn Meatoga, DL Kaniela Tuipulotu, DL
2010	Alex Green, RB Lauepa Letuli, OL
2009	John Estes, OL
2008	Ryan Mouton, DB
2007	Jason Rivers, WR
2006	Ikaika Alama-Francis, DE Tala Esera, OT
2004	Timmy Chang, QB Chad Owens, WR
2003	Kelvin Millhouse, Jr., CB Isaac Sopoaga, DT
2002	Chris Brown, LB
2001	Manly Kanoa, OG
1993	Taase Faumui, DT
1992	Jason Elam, PK
1984	Falaniko Noga, LB
1976	John Woodcock, DT
1949	Harry Kahuanui, E

NFLPA COLLEGIATE BOWL

2016	Leo Koloamatangi, OL Rigoberto Sanchez, PK
2013	Chris Gant, WR Sean Schroeder, QB
2011	Zach Masch, DL

CASINO DEL SOL CHALLENGE

2012	Alex Dunnachie, P Paipai Falemalu, DL
2011	Aaron Brown, LB Brett Leonard, OL Royce Pollard, WR

WARRIOR CLUB HONOREES

In 1977, most of the team awards were discontinued in favor of the Warrior Club. The award was given annually from 1977-2011. The purpose of this award is to recognize all players who give winning performances for the majority of the season.

- | | |
|--|--|
| <p>2011 Kaniela Tuipulotu</p> <p>2010 Jeramy Bryant, Alex Green</p> <p>2009 Rocky Savaiigaea</p> <p>2008 John Estes, Solomon Elimimian, Tim Grasso</p> <p>2007 Colt Brennan, Adam Leonard, Timo Paepule</p> <p>2006 Colt Brennan, Nate Ilaoa, Ikaika Alama-Francis, Melila Purcell, Timo Paepule</p> <p>2005 Davone Bess, Tanuvasa Moe, Kila Kamakawiwo'ole, Timo Paepule</p> <p>2004 Michael Brewster, Chad Owens, Melila Purcell</p> <p>2003 Ikaika Curnan, Kurt Milne, Samson Satele</p> <p>2002 Keith Bhonapha, Vince Manuwai, Hyrum Peters</p> <p>2001 Keith Bhonapha, Jacob Espiau, Vince Manuwai</p> <p>2000 Sean Butts, Jacob Espiau, Kynan Forney</p> <p>1999 Joaquin Avila, Kaulana Noa, Quincy LeJay</p> <p>1998 Eleu Kane, Kamuela Cobb-Adams, Chris Garnier</p> <p>1997 Johnny Macon, Doug Rosevold, Tyler Tanigawa</p> <p>1996 Demitreus "Doe" Henderson, Fred Lau, Jason Mane</p> <p>1995 Matt Harding, Eddie Klaneski, Johnny Macon, Shane Oliveira, Tyler Tanigawa, Rod York</p> <p>1994 Glenn Freitas, Matt Harding, Ed Ripley, Stephen Wilson, Rod York</p> <p>1993 Deacon Hanson</p> <p>1992 Bryan Addison, Al Aliipule, Robert Blakeney, Darrick Branch, Johann Bouit, Glenn Carson, Michael Carter, Jason Elam, Deacon Hanson, Matthew Harding, Eddie Kealoha, Shavondi Johnson, Jeff Morrow, Ivan Mauga, Victor Santa Cruz, Walter Santiago, Joe Shaw, Travis Sims, Junior Tagoai, Maa Tanuvasa, Stewart Williams</p> <p>1991 Jason Elam, Walter Santiago</p> <p>1990 Sean Abreu, Travis Fonseca, Garrett Gabriel, Kenny Harper, Larry Khan-Smith, Dane McArthur, Kim McCloud, Tony Pang-Kee, Walter Santiago, Joe Sardo, Richard Stevenson, Jeff Sydnor</p> <p>1989 Sean Abreu, Bryan Addison, Kyle Ah Loo, Dan Ahuna, Shawn Alivado, Walter Briggs, Michael Coulson, Dana Directo, Jason Elam, Jamal Farmer, Garrett Gabriel, Leo Goeas, Patrick Gordon, Larry Jones, Mitchell Kaaialii, Kalani Kaleleiki, Leonard Lau, Dane McArthur, Kim McCloud, David Maeva, Mark Odom, Sean Robinson, Chris Roscoe, Joe Sardo, Allen Smith, David Stant, Jeff Sydnor, Mike Tresler, Lemoe Tua, Terry Whitaker, Lamar Young</p> <p>1988 Kyle Ah Loo, Amosa Amosa, Brian Belcher, Walter Briggs, Michael Coulson, Amani Davis, Dana Directo, Jason Elam, Heikoti Fakava, Leo Goeas, Larry Jones, Larry Khan-Smith, Kim McCloud, David Maeva, Doug Paahao, Greg Richards, Chris Roscoe, Billy Stephens, Mike Tresler</p> <p>1987 Leon Austin, Dana Directo, Chris Gaskill, Brian Norwood, Doug Paahao, Lemoe Tua, Rod Valverde
Warrior of the Year: Leon Austin</p> <p>1986 Amosa Amosa, Leon Austin, Sam Carroll, Danny Crowell, Dana Directo, David Dyas, Matt Follner, Chris Gaskill, Ron Hall, Kenny Hewitt, Thad Jefferson, M.L. Johnson, Willy Kalakau, Aaron Kane, Johnnie Livingston, Pat McCray, Sam Moku, Al Noga, Pete Noga, Brian Norwood, Mark Nua, Joe Onosai, Joe Piccola, Rick Saunders, Colin Scotts, Gregg Tipton, Rod Valverde, Everett Wade, Koldene Walsh
Warriors of the Year: Sam Moku and M.L. Johnson</p> <p>1985 Theo Adams, Dirk Apao, Michael Beazley, Kerry Brady, Danny Crowell, Brian Derby, Nu'u Faaola, Quentin Flores, John</p> | <p>Goeas, Ron Hall, Buddy Hugo, Thad Jefferson, M.L. Johnson, Kent Kafentzis, Kyle Kafentzis, Ben Maafala, Sam Moku, Kyle Mosley, Walter Murray, Al Noga, Pete Noga, Joe Onosai, Louis Santiago, Colin Scotts, Vincent Sides, Ana Tuiasosopo, Everett Wade
Warrior of the Year: M.L. Johnson</p> <p>1984 Carl Alexander, Michael Beazley, Raphael Cherry, James Elias, Nu'u Faaola, George Fletcher, Quentin Flores, John Goeas, Thad Jefferson, M.L. Johnson, Kent Kafentzis, Kurt Kafentzis, Kyle Kafentzis, Junior Lopati, Tom McCarthy, Rich Miano, Kyle Mosley, Walter Murray, Joe Nobles, Al Noga, Brian Norwood, Joe Onosai, Granville Saleamua, Louis Santiago, Alvis Satele, Colin Scotts, Vincent Sides, Jack Sims, Richard Spelman, Ana Tuiasosopo, Kent Unterman, Darryl Ursery
Warriors of the Year: Nu'u Faaola and Rich Miano</p> <p>1983 Kesi Afalava, Mike Akio, Dino Babers, Raphael Cherry, Bernard Carvalho, James Elias, Mark Gardner, Tom McCarthy, Rich Miano, Falaniko Noga, Doug Nomura, Johnny Taylor, Kent Unterman
Warrior of the Year: Rich Miano</p> <p>1982 Mike Akiu, Dino Babers, Duane Coleman, Jim Donovan, Vernon Gearing, Larry Goeas, Kent Kafentzis, Emlen Kahoano, Carl Kenneybrew, Rich Miano, Jim Mills, James Moore, Kenny Moore, Walter Murray, Frank Natividad, Falaniko Noga, Bernard Quarles, Jesse Sapolu, Anthony Woodson
Warrior of the Year: Larry Goeas</p> <p>1981 Gary Allen, Bryan Almadova, Nolan Baker, Duane Coleman, James Elias, Larry Goeas, Mark Kafentzis, Kani Kauahi, Carl Kenneybrew, Doug Kyle, Lee Larsen, Merv Lopes, Tim Lyons, Dana McLemore, Jim Mills, Andy Moody, Ken Moore, Falaniko Noga, Ron Pennick, Verlon Redd, Reggie Robinson, Jesse Sapolu, Itai Sataua, David Toloumu, Daryl Williams, Anthony Woodson
Warrior of the Year: Larry Goeas</p> <p>1980 Gary Allen, Bryan Almadova, Jim Asmus, Dino Babers, Dave Barbour, George Bell, Blane Gaison, Larry Goeas, Keoni Jardine, Lyndell Jones, Mark Kafentzis, Doug Kyle, Merv Lopes, Tim Lyons, Dana McLemore, Andy Moody, James Moore, Falaniko Noga, Rick Obbema, Ron Pennick, Eugene Price, Verlon Redd, Ed Riewerts, Reggie Robinson, Jesse Sapolu, Mike Stennis, Marcus Tarver, David Toloumu
Warriors of the Year: Larry Goeas and Falaniko Noga</p> <p>1979 Keith Ah Yuen, Gary Allen, Jim Asmus, Wayne Black, Blane Gaison, Larry Goeas, Keoni Jardine, Lyndell Jones, Doug Kyle, Steve Lehor, Dana McLemore, Andy Moody, James Moore, Rick Obbema, Eugene Price, Ed Riewerts, Jesse Sapolu, Itai Sataua, Jerry Scanlan, Mike Schook, Marcus Tarver, Tom Tuinei</p> <p>1978 Gary Allen, Mike Arvanetis, Dave Barbour, Wayne Black, Jeff Cabral, Tom Clark, Burton Coloma, Greg Cummings, Jeff Duva, Blane Gaison, Wilbert Haslip, Mike Jackson, DeWayne Jett, Chris Johnson, Nelson Maeda, Greg McElroy, Kevin Scullion, Arthur Smith, Gary Spotts, Junior Talaesea, Tom Tuinei, Scott Voeller, Jack Wright</p> <p>1977 Mike Arvanetis, Kent Conley, Greg Cummings, Jeff Duva, Curtis Goodman, Gerald Green, Wilbert Haslip, Floyd Jones, Harris Matsushima, Tom Murphy, Pat Schmidt, Tom Tuinei, Rick Wagner, Jack Wright</p> |
|--|--|

TEAM AWARDS

ALEC WATERHOUSE MOST VALUABLE PLAYER

The Alec Waterhouse Most Valuable Player Award is named after the founder and chairman of the Na Koa Football Booster Club and an original member of the 'Ahahui Koa Anuenue Board of Directors. Waterhouse's substantial contributions made possible the purchase of weight room equipment for the UH Physiology Research and Training Facility, which is named in his honor. The award has been presented annually since 1977.

2016	Marcus Kemp
2015	Ben Clarke
2014	Scott Harding
2013	Scott Harding
2012	Mike Edwards
2011	Bryant Moniz
2010	Bryant Moniz
2009	John Estes
2008	David Veikune
2007	Colt Brennan
2006	Ross Dickerson
2005	Derek Faavi
2004	Timmy Chang
2003	Travis LaBoy
2002	Pisa Tinoisamoa
2001	Ashley Lelie, Chris Brown, Sean Butts
2000	James Fenderson
1999	Dan Robinson, Jeff Ulbrich
1998	Wesley Morris
1997	Eddie Klaneski
1996	Eddie Klaneski
1995	Clint Kuboyama
1994	Junior Faavae
1993	Michael Carter
1992	Travis Sims
1991	Jason Elam
1990	Garrett Gabriel
1989	Walter Briggs
1988	Amosa Amosa
1987	William Bell, Heikoti Fakava
1986	Al Noga
1985	Kent Kafentzis
1984	Raphel Cherry
1983	Raphel Cherry
1982	Carl Kenneybrew, Jesse Sapolu
1981	Gary Allen
1980	Blane Gaison
1979	Gary Allen, Blane Gaison
1978	Wilbert Haslip
1977	Harris Matsushima

BEN YEE MOST INSPIRATIONAL AWARD

The Ben Yee Most Inspirational Award was presented annually to the player(s) who exemplifies courage and leadership during the season. Ben Yee, a long-time supporter of the Warrior Football Program who, along with Alec Waterhouse and Ed Wong, formed the Na Koa Football Booster Club, selects each recipient in conjunction with the football staff at the end of each season. From 1969-76, the Most Inspirational Award was named after former head coach Clark Shaughnessy. No award was presented from 1977-94 and in 2012-15.

2016	RJ Hollis
2011	Corey Paredes
2010	Corey Paredes
2009	Blaze Soares
2008	Jake Ingram, Ryan Mouton
2007	Michael Lafaele
2006	Tala Esera
2005	Melila Purcell
2004	Lui Fuga
2003	Lance Samuseva
2002	Lance Samuseva
2001	Mike Iosua
2000	Lui Fuga, Nate Jackson, Vince Manuwai
1999	Joe Correia
1998	Wesley Morris
1997	Chris Shinnick
1996	Eddie Klaneski
1995	Mike Petersen
1976	A.J. Cleveland
1975	Arnold Morgado
1974	Cliff Laboy
1973	Simeon Alo
1972	Elroy Chong
1971	Randy Ingraham
1970	Jim Kalili
1969	Jack Spithill

MOST VALUABLE SCOUTS

2016	Off.: Genta Ito Def.: Cole Carter
2015	Off.: John Ursua Def.: Tevarua Eldridge
2014	Off.: Ryan Tuiaosa & Tavita Eli Def.: Ka'au Gifford & Tumua Tuinei
2013	Off.: John Wa'a Def.: David Manoa
2012	Off.: Taylor Graham, Hunter Hollowed Def.: Brian Clay, Joshua Donovan
2011	Kendrick Van Ackeren
2010	Daryl McBride, Jr.
2009	Brett Leonard
2008	Off.: Shane Austin Def.: Alasi Toilolo ST: Ryan Perry
2007	Off.: Jake Santos Def.: Elliott Purcell ST: Kenny Estes
2006	Off.: William Brogan Def.: Ryan Perry ST: Jayson Rego

2005	Off.: John Estes Def.: C.J. Tausaga ST: Joshua Rice
2004	Off.: Keith AhSoon Def.: Lafu Tuioti-Mariner ST: Orlando Wong
2003	Off.: Doug Wylie Def.: Laiana Wong ST: Rustin Saole
2002	Off.: Garrett Dearing Def.: Tanuvasa Moe ST: Gary Wright
2001	Off.: Michael Brewster Def.: Ikaika Curnan ST: Gary Wright
2000	Off.: Jonathan Kauka Def.: Colin Wills ST: Kelvin Millhouse, Jr.
1999	Off.: Kevin Gilbride Def.: Gary Wright
1998	Off.: Thero Mitchell Def.: Chris Riccardi
1997	Off.: Fred Lau Def.: Jay Amina
1996	Off.: Quincy Jacobs Def.: Scott Sherwood ST: Damien Arafiles
1995	Off.: Sione Tafuna, Hunter Young Def.: Sam Collins ST: Alan Hackbarth
1994	Off.: Bojo Ring Def.: Kamuela Cobb-Adams ST: Dennis Kauwe
1993	Off.: Johnny Macon Def.: Brian Chapman ST: Will Ogburn
1992	Off.: Todd Woods Def.: Tama Satele ST: Greg Roach
1991	Off.: Rod York Def.: Benjamin Prohm
1990	Off.: Ivin Jasper Def.: Nalei Cox
1989	Off.: Ollie Myrick Def.: David Tanuvasa
1988	Off.: Darin Oshiro Def.: Manly Williams
1987	Off.: Nuuanu Kaulia Def.: Haku Kahoano
1986	Off.: Warren Jones Def.: Ross Yamasaki
1985	Off.: Kalani Kaleleiki Def.: Larry Jones
1984	Off.: Greg Tipton Def.: Tim Lorenz
1983	Off.: Charlie Moetului Def.: John Goeas
1982	Off.: Kevin Haggerty Def.: Colin Scotts
1981	Off.: Quentin Flores Def.: Jack Sims
1980	Off.: Ron Han Def.: Rich Miano
1979	Off.: Rip Gourley Def.: Kelly Scullion
1977	Off.: E.E. Price Def.: Harding Parilla



NATIONAL FOOTBALL LEAGUE (NFL)

Player	Yrs At UH	Pos.	NFL Team (Years)	Player	Yrs At UH	Pos.	NFL Team (Years)
Bryan Addison	1989	DB	Houston Oilers (1995)	Ashley Lelie	1999-2001	WR	Denver Broncos (2002-05)
Charles Aiu	1972-75	OT	San Diego Chargers (1976-78)				Atlanta Falcons (2006)
			Seattle Seahawks (1978)				San Francisco 49ers (2007)
Mike Akiu	1982-84	WR	Houston Oilers (1985-86)				Oakland Raiders (2008)
Ikaika Alama-Francis	2003-06	DE	Detroit Lions (2007-08)	Vince Manuwai	1999-2002	OG	Jacksonville Jaguars (2003-10)
			Miami Dolphins (2010-11)	Reagan Mauia	2005-06	RB	Miami Dolphins (2007)
Gary Allen	1978-81	RB	Houston Oilers (1982-83)				Cincinnati Bengals (2008)
			Dallas Cowboys (1983-84)				Arizona Cardinals (2009)
Jim Asmus	1979-80	PK	San Francisco (1987)	Mat McBriar	2000-02	P	Dallas Cowboys (2004-11)
Dan Audick^	1974-76	OT	St. Louis Cardinals (1977, 1983-84)				Philadelphia Eagles (2012)
			San Francisco 49ers (1981-82)				Pittsburgh Steelers (2013)
			San Diego Chargers (1978-80)				San Diego Chargers (2014)
Davone Bess	2005-07	WR	Miami Dolphins (2008-12)	Dana McLemore^	1978-81	DB	San Francisco 49ers (1982-86, '87)
			Cleveland Browns (2013)				New Orleans Saints (1986)
Kerry Brady	1985	PK	Dallas Cowboys (1987)	Rich Miano	1982-84	DB	New York Jets (1985-89)
			Indianapolis Colts (1988)				Philadelphia Eagles (1991-94)
			Buffalo Bills (1989)				Atlanta Falcons (1995)
Colt Brennan	2005-07	QB	Washington Redskins (2008-09)	Jim Mills	1979-82	OT	Baltimore/Indianapolis Colts (1983-84)
Tim Buchanan	1968	LB	Cincinnati Bengals (1969)	Arnold Morgado	1974-75	RB	Kansas City Chiefs (1977-80)
Raphel Cherry	1981-84	DB	Washington Redskins (1985)	Ryan Mouton	2007-08	DB	Tennessee Titans (2009-10, '12)
			Detroit Lions (1987-88)	Walter Murray	1982-85	WR	Indianapolis Colts (1986-87)
Larry Cole^	1967	DE	Dallas Cowboys (1968-80)	Kaulana Noa	1996-99	OT	St. Louis Rams (2000-01)
Jason Elam^	1989-92	PK-P	Denver Broncos (1993-2007)	Al Noga	1984-87	DT	Minnesota Vikings (1988-92)
			Atlanta Falcons (2008-09)				Washington Redskins (1993)
John Estes	2006-09	C	Jacksonville Jaguars (2011)				Indianapolis Colts (1994)
Nuu Faaola	1982-85	RB	New York Jets (1986-89)	Falaniko Noga	1980-83	LB	St. Louis/Phoenix Cardinals (1984-88)
			Miami Dolphins (1989)				Detroit Lions (1989-91)
Taase Faumui	1991-93	DT	Pittsburgh Steelers (1994-95)	Pete Noga	1983, '85-86	LB	St. Louis Cardinals (1987)
			Oakland Raiders (1997)	Chad Owens	2001-04	WR	Jacksonville Jaguars (2005-07)
James Fenderson	1999-2000	RB	New Orleans Saints (2001-03)	Kealoha Pilaes	2007-10	WR	Carolina Panthers (2011-13)
Kynan Forney	1998, 2000	OT	Atlanta Falcons (2001-07)	Melila Purcell	2003-06	DE	Cleveland Browns (2007-08)
			San Diego Chargers (2008)	Golden Richards^	1972	WR	Dallas Cowboys (1973-79)
			Jacksonville Jaguars (2009)	Greg Salas	2008-11	WR	St. Louis Rams (2011)
Blane Gaison	1976, '78-80	DB	Atlanta Falcons (1981-84)				New England Patriots (2012)
Leo Goeas	1985, '87-89	OL	San Diego Chargers (1990-92)				Philadelphia Eagles (2012)
			Los Angeles/St. Louis Rams (1993-96)				New York Jets (2013-14)
			Baltimore Ravens (1997)				Detroit Lions (2015)
John Gordon	1970	OT	Detroit Lions (1972)				Buffalo Bills (2015-16)
Alex Green	2009-10	RB	Green Bay Packers (2011-12)	Jesse Sapolu^	1979-82	OL	San Francisco 49ers (1983-84, '87-97)
			New York Jets (2013)	Brashton Satele	2006-08	LB	New York Jets (2010)
Ron Hall	1983, '85-86	TE	Tampa Bay Buccaneers (1987-93)	Hercules Satele	2004-07	OL	Arizona Cardinals (2008)
			Detroit Lions (1994-95)	Samson Satele	2003-06	C	Miami Dolphins (2007-08; '14)
Wilbert Haslip	1975-78	RB	Kansas City Chiefs (1979)				Oakland Raiders (2009-11)
C.J. Hawthorne	2006-07	WR	Buffalo Bills (2008-09)				Indianapolis Colts (2012-13)
John Hoffman	1967-68	DE	Washington Redskins (1969-70)	Jerry Scanlan	1976-79	OT	Washington Redskins (1980-81)
			Chicago Bears (1971)	Colin Scotts	1983-85	DT	St. Louis Cardinals (1987)
			St. Louis Cardinals (1972)	Mana Silva	2008-10	DB	Dallas Cowboys (2011-12)
			Denver Broncos (1972)				Buffalo Bills (2012)
Wayne Hunter	2001-02	OT	Seattle Seahawks (2003-05)	Jack Sims	1982-84	OL	Seattle Seahawks (1987)
			Jacksonville Jaguars (2006)	Isaac Sopoaga	2002-03	DT	San Francisco 49ers (2004-12)
			New York Jets (2008-11)				Philadelphia Eagles (2013)
			St. Louis Rams (2012)				New England Patriots (2013)
			Buffalo Bills (2015)	Jeff Sydnor	1989-91	WR/KR	Philadelphia Eagles (1992-95)
Jake Ingram	2005-08	LS	New England Patriots (2009-10)	Maa Tanuvasa^	1990-92	DL	Los Angeles Rams (1993)
			New Orleans Saints (2010)				Denver Broncos (1995-2000)
			Tennessee Titans (2011)				San Diego Chargers (2001)
Joey Iosefa	2011-14	RB	New England Patriots (2015)	Johnny Taylor	1982-83	LB	Atlanta Falcons (1984-86)
M.L. Johnson	1983-86	LB	Seattle Seahawks (1987-89)				Miami Dolphins (1986)
Kurt Kafentzis	1981-84	DB	Houston Oilers (1987)				San Diego Chargers (1987)
Mark Kafentzis	1980-81	DB	Cleveland Browns (1982)	Pisa Tinoisamoa	2000-02	LB	St. Louis Rams (2003-08)
			Baltimore/Indianapolis Colts (1983-84)				Chicago Bears (2009-10)
Kani Kauahi	1981	OL	Seattle Seahawks (1982-86)	Mark Tuinei^	1982	DT	Dallas Cowboys (1983-1997)
			Green Bay Packers (1988)	Tom Tuinei	1976-79	DT	Detroit Lions (1980)
			Phoenix Cardinals (1989-91, '93)	Jeff Ulbrich	1998-99	LB	San Francisco 49ers (2000-09)
			Kansas City Chiefs (1992)	David Veikune	2006-08	DE	Cleveland Browns (2009)
Adrian Klemm^	1996-99	OT	New England Patriots (2000-04)				Denver Broncos (2010)
			Green Bay Packers (2005)	Jeris White^	1970-73	DB	Miami Dolphins (1974-76)
Travis LaBoy	2001-03	DE	Tennessee Titans (2004-07)				Tampa Bay Buccaneers (1977-79)
			Arizona Cardinals (2008)				Washington Redskins (1980-82)
			San Francisco 49ers (2010)	John Woodcock	1974-75	DT	Detroit Lions (1976-80)
			San Diego Chargers (2011)				San Diego Chargers (1981-82)

NFL DRAFT PICKS

A total of 70 former Rainbow Warriors have been selected in the NFL Draft. In the 2002 draft, wide receiver Ashley Lelie was the program's highest pick, taken in the first round (19th overall) by the Denver Broncos. At least one Warrior has been selected in 12 of the last 17 drafts, including a record five players who were taken in the 2007 draft.

Player	Year	Rd	Pick	Pos	Team
Joey Iosefa	2015	7	231	RB	Tampa Bay Buccaneers
Aaron Brown	2012	7	209	LB	St. Louis Rams
Alex Green	2011	3	96	FB	Green Bay Packers
Greg Salas	2011	4	112	WR	St. Louis Rams
Kealoha Pilares	2011	5	132	WR	Carolina Panthers
David Veikune	2009	2	52	DL	Cleveland Browns
Ryan Mouton	2009	3	94	DB	Tennessee Titans
Jake Ingram	2009	6	198	LS	New England Patriots
Colt Brennan	2008	6	186	QB	Washington Redskins
Ikaika Alama-Francis	2007	2	58	DE	Detroit Lions
Samson Satele	2007	2	60	C	Miami Dolphins
Reagan Mauia	2007	6	181	FB	Miami Dolphins
Melila Purcell	2007	6	200	DE	Cleveland Browns
Nate Ilaoa	2007	7	236	FB	Philadelphia Eagles
Chad Owens	2005	6	185	WR	Jacksonville Jaguars
Travis LaBoy	2004	2	42	DE	Tennessee Titans
Isaac Sopoaga	2004	4	104	DT	San Francisco 49ers
Pisa Tinoisamoa	2003	2	43	OLB	St. Louis Rams
Vince Manuwai	2003	3	72	G	Jacksonville Jaguars
Wayne Hunter	2003	3	73	T	Seattle Seahawks
Ashley Lelie	2002	1	19	WR	Denver Broncos
Kynan Forney	2001	7	219	G	Atlanta Falcons
Adrian Klemm	2000	2	46	T	New England Patriots
Jeff Ulbrich	2000	3	86	LB	San Francisco 49ers
Kaulana Noa	2000	4	104	T	St. Louis Rams
Ta'ase Faumui	1994	4	122	DE	Pittsburgh Steelers
Jason Elam	1993	3	70	K	Denver Broncos
Maa Tanuvasa	1993	8	209	DT	Los Angeles Rams
Darrick Branch	1993	8	220	WR	Tampa Bay Buccaneers
Jeff Sydnor	1992	6	160	WR	Philadelphia Eagles
Leo Goeas	1990	3	60	T	San Diego Chargers
Al Noga	1988	3	71	DE	Minnesota Vikings
Marco Johnson	1988	10	271	WR	Houston Oilers
Colin Scotts	1987	3	70	DT	St. Louis Cardinals
Ron Hall	1987	4	87	TE	Tampa Bay Buccaneers
Joe Onosai	1987	6	151	T	Dallas Cowboys
M.L. Johnson	1987	9	243	LB	Seattle Seahawks
Walter Murray	1986	2	45	WR	Washington Redskins
Kent Kafentzis	1986	9	227	DB	St. Louis Cardinals
Nuu Faaola	1986	9	245	RB	New York Jets
Raphel Cherry	1985	5	122	DB	Washington Redskins
Rich Miano	1985	6	166	DB	New York Jets
Mike Akiu	1985	7	170	WR	Houston Oilers
Bernard Carvalho	1984	7	194	OL	Miami Dolphins
Niko Noga	1984	8	201	LB	St. Louis Cardinals
Anthony Edgar	1983	7	174	RB	Philadelphia Eagles
Jim Mills	1983	9	225	T	Baltimore Colts
Jesse Sapolu	1983	11	289	G	San Francisco 49ers
Gary Allen	1982	6	148	RB	Houston Oilers
David Toloumu	1982	7	176	RB	Atlanta Falcons
Mark Kafentzis	1982	8	199	DB	Cleveland Browns
Dana McLemore	1982	10	269	DB	San Francisco 49ers
DeWayne Jett	1980	9	222	WR	Detroit Lions
Tom Tuinei	1980	9	223	DT	Detroit Lions
Wilbert Haslip	1979	8	210	RB	San Diego Chargers
Dan Audick	1977	4	106	T	Pittsburgh Steelers
John Woodcock	1976	3	76	DT	Detroit Lions
Curtis Akins	1976	9	254	C	Washington Redskins
Jeris White	1974	2	52	DB	Miami Dolphins
Levi Stanley	1974	17	425	DT	San Francisco 49ers
Golden Richards	1973	2	46	WR	Dallas Cowboys
John Conley	1973	16	410	TE	Dallas Cowboys
Richard Ruppert	1972	10	257	T	Kansas City Chiefs
Henry Sovio	1972	13	327	TE	Atlanta Falcons
Rocky Pamplin	1971	10	239	RB	New Orleans Saints
Ed Foote	1971	16	403	C	San Diego Chargers
Larry Arnold	1970	12	308	QB	Los Angeles Rams
Tim Buchanan	1969	8	187	LB	Cincinnati Bengals
McKinley Reynolds	1969	10	241	TE	New Orleans Saints
Larry Cole	1968	16	428	DE	Dallas Cowboys



WAYNE HUNTER (3RD RD, NY JETS, 2003)




COLT BRENNAN (6TH RD, WASHINGTON, 2008)



RYAN MOUTON (3RD RD, TENNESSEE, 2009)




IKAIKA ALAMA-FRANCIS (2ND RD, DETROIT, 2007)




KEALOHA PILARES (5TH RD, CAROLINA, 2011)



VINCE MANUWAI (3RD RD, JACKSONVILLE, 2003)




ALEX GREEN (3RD RD, GREEN BAY, 2011)



GREG SALAS (4TH RD, ST. LOUIS, 2011)



NFL FREE AGENTS



JEROL GARCIA-WILLIAMS



MARCUS KEMP



LEO KOLOAMATANGI



RIGO SANCHEZ

Player	Year	Pos	Team	Player	Year	Pos	Team
Jerol Garcia-Williams	2017	LB	Denver Broncos	Brannon Kennedy	1996	WR	Washington Redskins
Marcus Kemp	2017	WR	Kansas City Chiefs	Kendall Goo	1995	OL	New Orleans Saints
Leo Koloamatangi	2017	OL	Detroit Lions	Bryan Addison	1993	DB	Oakland Raiders
Rigoberto Sanchez	2017	PK/P	Indianapolis Colts	Travis Sims	1993	RB	Denver Broncos
Ben Clarke	2016	OL	Kansas City Chiefs	Mitch Kaaialii	1992	OT	San Diego Chargers
Max Wittek	2016	QB	Jacksonville Jaguars	Walter Briggs	1989	DB	Houston Oilers
Kody Afusia	2015	OL	Arizona Cardinals	Chris Roscoe	1989	WR	Chicago Bears
Charles Clay	2014	DB	Green Bay Packers	William Bell	1988	RB	Chicago Bears
Brenden Daley	2014	LB	Atlanta Falcons	Kerry Brady	1988	PK	Buffalo Bills
Mike Edwards	2013	DB	New York Jets	Sam Carroll	1988	DT	Oakland Raiders
Paipai Falemalu	2013	DL	Cleveland Browns	Heikoti Fakava	1988	RB	Seattle Seahawks
Luke Ingram	2013	LS	Pittsburgh Steelers	Daniel Crowell	1987	RB	St. Louis Cardinals
Zach Masch	2012	DL	Seattle Seahawks	David Dyas	1987	WR	Green Bay Packers
Royce Pollard	2012	WR	New York Jets	Kyle Kafentzis	1987	DB	Chicago Bears
Vaughn Meatoga	2012	DL	Washington Redskins	Pete Noga	1987	LB	St. Louis Cardinals
Corey Paredes	2012	LB	Minnesota Vikings	Ana Tuiasosopo	1986	DL	Kansas City Chiefs
Liko Satele	2012	DL	Arizona Cardinals	Jim Asmus	1985	K	Washington Redskins
Rodney Bradley	2011	WR	Baltimore Ravens	Kurt Kafentzis	1985	DB	Houston Oilers
Laupepa Letuli	2011	OL	Dallas Cowboys	Tom McCarthy	1985	P	Kansas City Chiefs
Mana Silva	2011	S	Dallas Cowboys	Jack Sims	1985	OL	Seattle Seahawks
John Estes	2010	OL	Jacksonville Jaguars	Carl Kennybrew	1984	LB	Denver Broncos
Ray Hisatake	2010	OL	Carolina Panthers	Johnny Taylor	1984	LB	Atlanta Falcons
Aaron Kia	2010	OL	New York Jets	Mark Tuinei	1983	OL	Dallas Cowboys
Brashton Satele	2010	LB	New York Jets	Dave Barbour	1982	TE	Denver Broncos
Jameel Dowling	2009	CB	Arizona Cardinals	Kani Kauahi	1982	OL	San Francisco 49ers
Joshua Leonard	2009	DT	Houston Texans	Merv Lopes	1982	WR	Denver Broncos
Davone Bess	2008	WR	Miami Dolphins	Marcus Tarver	1982	LB	Denver Broncos
Ryan Grice-Mullen	2008	WR	Houston Texans/ Chicago Bears	Reggie Young	1982	RB	Denver Broncos
C.J. Hawthorne	2008	WR	Atlanta Falcons	Verlon Redd	1981	DB	San Francisco 49ers
Jason Rivers	2008	WR	Tennessee Titans	Jim Asmus	1980	PK	Buffalo Bills
Hercules Satele	2008	C	Arizona Cardinals	Blane Gaison	1980	DB	Atlanta Falcons
Tala Esera	2007	OT	Miami Dolphins	Rick Obbema	1980	DT	Philadelphia Eagles
Kenny Patton	2007	CB	Oakland Raiders	Larry Dorsey	1979	DB	New England Patriots
Leonard Peters	2007	S	New York Jets	Jerry Scanlan	1979	OT	Washington Redskins
Dane Uperesa	2007	OT	Cincinnati Bengals	Arthur Smith	1978	TE	Denver Broncos
Lawrence Wilson	2007	DT	Baltimore Ravens	Floyd Jones	1977	DE	Dallas Cowboys
Timmy Chang	2005	QB	Arizona Cardinals	Pat Schmidt	1977	S	Los Angeles Rams
Abraham Elimimian	2005	CB	San Diego Chargers	Andrew Cleveland	1976	LB	Philadelphia Eagles
Lui Fuga	2005	DT	San Diego Chargers	Charles Aiu	1976	OT	San Diego Chargers
Jeremiah Cockheran	2004	WR	Cincinnati Bengals	Don Herrold	1975	LB	Los Angeles Rams
Kevin Jackson	2004	DE	Green Bay Packers	Cliff Laboy	1975	DE	San Francisco 49ers
Kelvin Millhouse, Jr.	2004	CB	Miami Dolphins	Arnold Morgado	1975	RB	Kansas City Chiefs
Chris Brown	2003	LB	Baltimore Ravens	Bob Winkfield	1975	OL	Minnesota Vikings
Mat McBriar	2003	P	Denver Broncos	James Kalili	1974	OG	Washington Redskins
Robert Grant	2002	S	Cincinnati Bengals	Howard Stringert	1973	DB	San Diego Chargers
Mike Iosua	2002	DL	San Francisco 49ers	Larry Dorsey	1972	DB	New England Patriots
Nate Jackson	2002	S	Tennessee Titans	Larry Sherrer	1972	RB	New York Giants
Manly Kanoa	2002	OL	Atlanta Falcons	Dennis Wyckoff	1972	RB	Dallas Cowboys
Nick Rolovich	2002	QB	Denver Broncos	John Gordon	1970	OT	Washington Redskins
Brian Smith	2002	OL	Baltimore Ravens	John Hammond	1969	DT	Washington Redskins
James Fenderson	2001	RB	New Orleans Saints	John Hoffman	1968	DE	Washington Redskins
Dwight Carter	2000	WR	San Francisco 49ers	Mark Rengal	1967	DT	New Orleans Saints
Andy Phillips	2000	OG	San Diego Chargers	Larry Price	1966	OL	Los Angeles Rams
Dustin Owen	2000	C	San Francisco 49ers				
Dan Robinson	2000	QB	Baltimore Ravens				
Yaphet Warren	2000	LB	Seattle Seahawks				

CANADIAN FOOTBALL LEAGUE (CFL)

HALL OF FAME

Jim Mills (2009)

BRITISH COLUMBIA LIONS

Kesi Afalava, DT, free agent, 1984
Dino Babers, RB, free agent, 1984
Solomon Elimimian, LB, free agent, 2010
Ryan Grice-Mullen, WR, free agent, 2008
Adam Leonard, LB, free agent, 2010
David Maeva, LB, 3rd round, 1996
Chad Mock, WR, free agent, 2007
Craig Stutzmann, WR, free agent, 2002

CALGARY STAMPEDERS

Channon Harris, WR, free agent, 2002
Bryant Moniz, QB, free agent, 2014
Ken Moore, TE, free agent, 1982
Brian Norwood, DB, free agent, 1988
Mark Odom, OLB, free agent, 1991
Bernard Quarles, QB, free agent, 1985
Alvis Satele, LB, free agent, 1985
Joe Seumalo, DL, free agent, 1988
Anthony Woodson, LB, free agent, 1984

HAMILTON TIGER-CATS

Timmy Chang, QB, free agent, 2007
Larry Dorsey, DB, free agent, 1979
Alex Green, RB, free agent, 2017
Jacob Patek, DB, free agent, 2009
Kealoha Pilaes, WR, free agent, 2015
Royce Pollard, WR, free agent, 2017

EDMONTON ESKIMOS

Warren Jones, qb, free agent, 1988
Hyrum Peters, db, free agent, 2004

MONTREAL ALOUETTES

Bill Massey, RB, free agent, 1970
Chad Owens, WR, free agent, 2009
Jacob Patek, DB, free agent, 2010
Jalen Rogers, Montreal Alouettes

OTTOWA REDBLACKS

Charles Clay, LB, free agent, 2014

SASKATCHEWAN ROUGHRIDERS

Colt Brennan, QB, free agent, 2011
Justin Colbert, WR, free agent, 2003
Dane McArthur, SB, free agent, 1991
Kim McCloud, DB, free agent, 1991
Pat Richardson, DE, free agent, 1975
Ramsey Simmons, DE, free agent, 1973
David Veikune, DE, free agent, 2011

TORONTO ARGONAUTS

Saipele Manutai, LB, free agent, 1975
Zac Odom, DB, free agent, 1995

WINNIPEG BLUE BOMBERS

Michael Coulson, CB, free agent, 1989
Matt Elam, DT, free agent, 2000
Joe Nobles, WR, free agent, 1986

WORLD LEAGUE OF AMERICAN FOOTBALL/NFL EUROPE

AMSTERDAM ADMIRALS

Abraham Elimimian, DB, 2006-07
Taase Faumui, DL, 1998
Tanuvasa Moe, LB, 2007

BARCELONA DRAGONS

Kaulana Noa, OL, 2002

FRANKFURT GALAXY

Theo Adams, OL, 1996
Darrick Branch, WR, 1998

ORLANDO THUNDER

Chris Roscoe, WR, 1991

LONDON MONARCHS

Theo Adams, OL, 1991-92
Larry Jones, OL, 1991-92

RHEIN FIRE

Dwight Carter, WR, 2001
Timmy Chang, QB, 2006
Nick Ma'afala, DL, 1995
Nick Rolovich, QB, 2003
Joe Seumalo, DL, 1995
Doug Sims, DL, 2005
Junior Tagoai, DL, 1995

SACRAMENTO SURGE

Mark Nua, OL, 1991

ARENA FOOTBALL LEAGUE (AFL)

CLEVELAND GLADIATORS

Shane Austin, QB, 2014

COLORADO CRUSH

Chad Owens, WR, 2008

COLUMBUS DESTROYERS

Nate Ilaoa, RB, free agent, 2008

DALLAS DESPERADOS

Shawndel Tucker, free agent, 2001

GEORGIA FORCE

Bryant Moniz, QB, free agent, 2012
Richard Torres, DB, free agent, 2012

GRAND RAPIDS RAMPAGE

Brandon Eaton, free agent, 2008

LAS VEGAS GLADIATORS

Nick Rolovich, QB, free agent, 2004

LOS ANGELES KISS

Kody Afusia, OL, free agent, 2015
Charles Clay, DB, free agent, 2015

ORLANDO PREDATORS

Jameel Dowling, DB, free agent, 2013

PITTSBURGH POWER

Shane Austin, QB, free agent, 2013
Mike Washington, WR, free agent, 2011

SAN JOSÉ SABERCATS

Al Noga, DL, free agent, 1996
Ray Hisatake, OL, free agent, 2011
Aaron Kia, OL, free agent, 2011
Francis Maka, DL, free agent, 2011
Reagan Mauia, RB, free agent, 2012

SAN ANTONIO TALONS

Ray Hisatake, OL, free agent, 2012

UNITED FOOTBALL LEAGUE (UFL)

Hartford Colonials

Colt Brennan, QB, free agent, 2011
Ryan Grice-Mullen, WR, free agent, 2011
Jacob Patek, DB, free agent, 2011

Sacramento Mountain Lions

Kainoa LaCount, OL, 7th round, 2011
Mana Silva, DB, 10th round, 2011

UNITED STATES FOOTBALL LEAGUE (USFL)

ARIZONA WRANGLERS

Pat Schmidt, DB, free agent, 1983

DENVER GOLD

Fred Hemphill, DB, 17th round, 1985

MEMPHIS SHOWBOATS

Lyndell Jones, DB, free agent, 1984

NEW JERSEY GENERALS

Tony Holyfield, DL, free agent, 1984

OKLAHOMA OUTLAWS

Tom Knight, DB, free agent, 1983
Mitch Pounds, DT, free agent, 1983

WORLD FOOTBALL LEAGUE (WFL)

HAWAIIANS

Regis Grice, RB, free agent, 1974
Albert Holmes, RB, free agent, 1974
Glenn Hookano, WR, free agent, 1974

PHILADELPHIA BELL

Tim Paul, DB, free agent, 1974

PORTLAND STORM

Dan Miller, LB, free agent, 1973

SOUTHERN CALIFORNIA SUN

Mike Biscotti, QB, 1975
Ken Shibata, DB, free agent, 1974



CHAD OWENS



BRYANT MONIZ



SHANE AUSTIN



MIKE WASHINGTON

THE RAINBOW



Before 1923, UH teams were nicknamed the “Deans.” Then in the final game of the 1923 season, UH head coach Otto Klum’s squad upset Oregon State, 7-0, at Mo’ili’ili Field. During the game, a rainbow appeared over the field. Reporters started calling UH teams “the Rainbows,” and the tradition began that Hawai’i would not lose a game if a rainbow appeared.

Rainbows, however, had magical powers long before football came to the islands. Hawaiian chiefs considered them sacred and used them as signs of a chief’s presence. A rainbow hovering over a newborn child indicated that he was of a god-like rank.

The rainbow was part of the official logo at the UH Athletics Department from 1982-2000.

THE WARRIOR



The Warrior holds an honored place in Hawaiian history, for it was the warrior who united the Hawaiian Islands under Kamehameha the Great. The Hawaiians expected the warrior to display great strength, skill and a fighting spirit.

Although it wasn’t until 1974 that the UH football team adopted the nickname “Rainbow Warriors,” the use of the name goes back a number of years.

One reason for using the nickname is the tremendous amount of support of the UH scholarship fundraising organization, ‘Ahahui Koa Anuenue—the Order of the Rainbow Warrior. Since its inception in 1966, this organization has provided a tremendous amount of support to Hawai’i’s student-athletes.

THE RAINBOW WĀHINE



In 1972, Dr. Donniss Thompson, a professor in the Health, Physical Education and Recreation Department, with the assistance of the men’s Athletics Department, created the first women’s athletics program. The men’s program was known as the “Rainbows” and so Dr. Thompson called the women’s athletics program the “Rainbow Wahine.”

The Hawaiian word “wahine” is translated in English as woman, and the pluralized word “wahine” (with the macron over the “a”), means women, hence the name Rainbow Wahine. She also created a new logo based on the Rainbow in a rounded version and added the name “wahine.” Dr. Thompson became the first women’s athletics director and served until 1981.

THE “H” LOGO



The UH Athletics Department unveiled a new logo in 2000. The theme of the new logo and identity is “pupukahi i holomua,” translated into English as “unite and move forward as one.”

Although the “H” outwardly represents Hawai’i, it also carries the significance of the Hawaiian expression and meaning of “ha.” In Hawaiian culture, “ha” means “breath”—the spirit of life passed on from one person to another, generation to generation, with its lessons and success.

Although the patterns on the logo are inspired by the renaissance of the use of Hawaiian kapa designs, they are decorative. They represent the characteristics of the different people who have come together to obtain knowledge, success and efficient skills.

The triangles are universally symbolic. The three points represent the balance of the individual: the body, mind and spirit. Ancient Hawaiians believed that each entity with these values could not stand strong without the other two. This is the significance to the specific three triangles within the “H.”



THE SEAL

The original University of Hawai’i seal, adopted in 1921 by the Board of Regents and amended in 1946, contains a torch and book titled “Malamalama” (“the light of knowledge”) surrounded by the state motto, “‘Ua mau ke ea o ka ‘aina i ka pono” (“the life of the land is perpetuated in righteousness”).

In 2006, the seal was updated to modernize it in a manner that reflects its history, spirit and global perspective while providing a readable version for modern print, electronic and product applications.

The motto, inscribed in both the Hawaiian and English languages on Founders’ Gate at the entrance to the Manoa Campus on University Avenue, is “Maluna a’e o na lahui o pau ke ola ke kanaka” (“above all nations is humanity”).

THE COLORS

Green and white became the official UH colors when a group of faculty wives were deciding on decoration and color schemes for the school’s social calendar. At the time, materials took weeks to be shipped to the islands, making materials of many colors scarce.

The wives reasoned that basic white would always be available and green decorations could constantly be provided by Hawai’i’s lush growth of tropical plants.

As it turns out, green is the color of Lono, the ancient Hawaiian god of agriculture. In addition, the use of green represents not only the richness of Manoa, but also spiritual prosperity and success. The UH Manoa campus itself is located in the heart of the rich and fertile Manoa Valley. Green is also the color of the ti leaf, a symbol of good omen and an emblem of divine power.

White, meanwhile, was associated with Hawaiian royalty and is symbolized with the best and the finest.

With the creation of the new athletics logo in 2000, the Athletics Department incorporated black and silver into its color scheme.

For many cultures in Hawai’i, black is a color that is respected. For Hawaiians, it takes them back to the “kumu-lipo,” the chant of creation, referring to the symbolism “from out of the darkness.” The hidden meaning states that there is a new birth, or one cleanses to start anew.

Silver comes from the shimmering reflection of rainfall as it creates a blanket of mist over Manoa and a symbol of hope and victory. It ultimately forms a bow or arc of prismatic color, the rainbow that is frequently seen over the valley.

FIGHT SONG: “Co-ed”

Here’s to our dear Hawai’i
Here’s to our Green and White
Here’s to our Alma Mater
Here’s to the team with fight
Rah! Rah! Rah!
Here’s to old warriors calling.
Here’s to old battles won.
Here’s to Hawai’i’s victory.
Here’s to each valiant one.

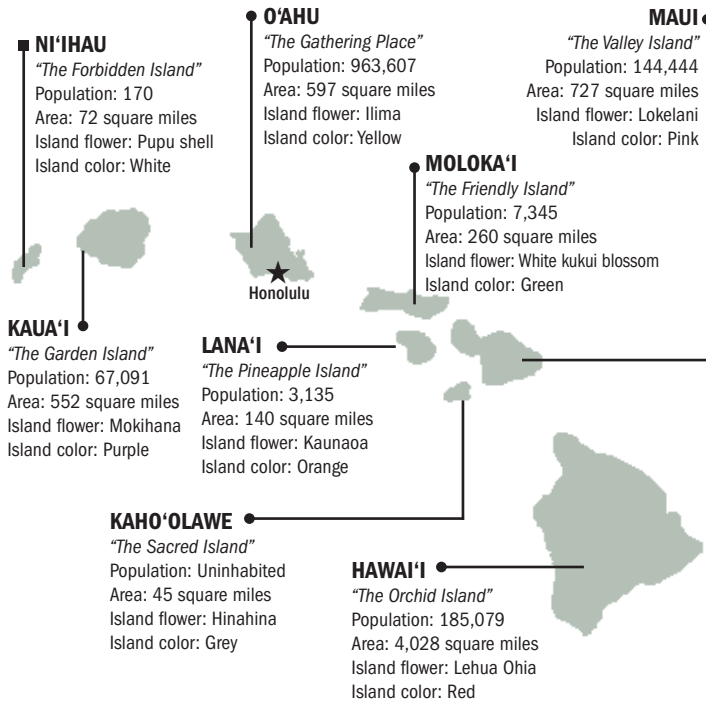
ALMA MATER

In green Manoa Valley our Alma Mater stands
Where mountain winds and showers refresh her fertile lands;
The flag of freedom beckons above her shining walls,
To larger truth and service our Alma Mater calls.

Hawai’i, we have gathered within thy wide-flung doors,
As sons and daughters claiming her freely offered stores;
Our loyal praise we tender, and pledge to hold thy aim,
Till ocean’s far horizons shall hear thy honored name.

THE HAWAIIAN ISLANDS

The state of Hawai'i consists of eight main islands: Ni'ihau, Kaua'i, O'ahu, Maui, Moloka'i, Lana'i, Kaho'olawe, and the Big Island of Hawai'i.



Hawai'i is the most isolated population center on the face of the earth. Hawai'i is 2,390 miles from California; 3,850 miles from Japan; 4,900 miles from China; and 5,280 miles from the Philippines.

From east to west, Hawai'i is the widest state in the United States. The Hawaiian Archipelago consists of over 130 scattered points of land stretching some 1,600 miles in length from the Kure Atoll in the north to the island of Hawai'i in the south.

STATE MOTTO

Ua mau ke ea o ka 'aina
i ka pono
*"The life of the land
is perpetuated in
righteousness"*



STATE ANTHEM

"Hawai'i Pono'i"
Lyrics by
King David Kalakaua
Music by Henri Berger
in 1874

Area: 6,421 square miles

Statehood: Aug. 21, 1959

"THE ALOHA STATE" FACTS AND TRIVIA



HAWAII POPULATION

1,431,603 (2015)
Population rank in U.S. - #40

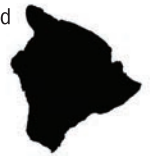
POPULATION DENSITY

Hawai'i is the 11th least populous, but the 13th most densely populated of the 50 U.S. states



Hawai'i has its own time zone (Hawaiian Standard Time.) Hawai'i and Arizona are the only two U.S. states that do not follow daylight savings time.

At 800,000 years, the Big Island is the youngest of the island chain. However, it was the first island discovered by voyaging Polynesians.



AVERAGE DAILY TEMPERATURE AT SEA LEVEL

84.5° F (high)
70.7° F (low)



ALL-TIME LOW TEMPERATURE

1.4° F
Mauna Kea summit
(Jan. 20, 1970)



ALL-TIME HIGH TEMPERATURE

100° F
Pahala, Hawai'i
(April 27, 1931)



RAINFALL

LOW: 11.17 inches (Puako on the Big Island)

HIGH: 473.83 inches (Mt. Wai'ale'ale on Kaua'i, the "world's wettest spot")

Honolulu is the nation's 11th largest metropolitan area.



Ka Lae on the Big Island of Hawai'i is the southernmost point in the United States.



Honolulu's 'Iolani Palace is the only royal palace in the U.S. It installed electric lights four years before the White House.



Hawai'i is the only state in America that grows coffee, cocoa, and vanilla beans.



Hawai'i is the only U.S. state with a tropical rainforest.

More than one-third of the world's commercial supply of pineapples comes from Hawai'i.



"THE ALOHA STATE" QUICK FACTS



STATE FLOWER

Yellow Hibiscus



STATE GEM

Black Coral



STATE TREE

Kukui (Candlenut)



STATE BIRD

Nene (Hawaiian Goose)



STATE MARINE MAMMAL

Humpback Whale



STATE MAMMAL

Monk Seal



STATE FISH

Humuhumunukunuuapua

2017 RAINBOW WARRIOR FOOTBALL SCHEDULE

AUG.



26

at MASSACHUSETTS
TBA

PENITITO
FAALOLOGO

SEPT.



02

WESTERN
CAROLINA
6:00 P.M.



09

at UCLA
2:00 P.M. PT



23

at WYOMING*
TBA



30

COLORADO
STATE*
6:00 P.M.

OCT.



07

at NEVADA*
7:30 P.M. PT



14

SAN JOSE STATE*
'HOMECOMING GAME'
6:00 P.M.



28

SAN DIEGO
STATE*
TBA

KEELAN
EWALIKO

NOV.



04

at UNLV*
TBA



11

FRESNO STATE*
6:00 P.M.



18

at UTAH
STATE*
TBA



25

BRIGHAM
YOUNG
4:00 P.M.

DAVID
MANOA

HOME - AWAY | HOME GAMES PLAYED AT ALOHA STADIUM | *INDICATES MOUNTAIN WEST GAME



FOOTBALL

