

CHARLOTTE



CHARLOTTE 49ERS IN THE NFL



In 2017, defensive lineman Larry Ogunjobi became the first 49ers player selected in an NFL Draft. He was taken with the first pick of the third round (65th overall, fittingly) by the Cleveland Browns

SIGNED 2017 NFL CONTRACTS AS UNDRAFTED FREE AGENTS



BRANDON BANKS
Washington Redskins



AUSTIN DUKE
Carolina Panthers



KALIF PHILLIPS
Green Bay Packers

ROOKIE/MINI CAMP INVITEES OVER THE YEARS



DESMOND COOPER
Jacksonville Jaguars, 2015



DANIEL BLITCH
Carolina Panthers, 2015



BRANDEN DOZIER
Pittsburgh Steelers, 2016



JAMAL COVINGTON
Kansas City Chiefs, 2017



KEDRICK DAVIS
Detroit Lions, 2017

Notes: Cooper signed a free agent contract with Jaguars in 2015 following rookie camp. He is currently playing in Denmark. Dozier is a member of the CFL's Montreal Alouettes



TABLE OF CONTENTS

THE PROGRAM

2017 Schedule 2
 2017 Season Outlook 3-6
 The Coaching Staff 8-28
 Coaching Staff photo page 15
 Head Coach Brad Lambert 10-14
 Off. Coordinator Jeff Mullen 16-17
 Def. Coordinator Matt Wallerstedt .. 18-19
 James Adams 20
 Greg Adkins..... 21
 Ulrick Edmonds 22
 Damien Gary 23
 Keith Henry 24
 Johnson Richardson 25
 Charlie Skalaski 26
 Graduate Assistants 27-28
 Strength Coach Jim Durning 30
 Phil Ratliff Tribute 40
 Support Staff..... 29-41
 Player bios 42-70
 #StateofCharlotte..... 43
 2017 Roster..... 44-45
 Returnees..... 46-65
 Incoming Freshmen/Transfers 66-70
 2016 Year in Review 71-87
 2016 Recap 72-74
 2016 Final Statistics 75-80
 Game-by-Game Recaps..... 81-86
 Final Conference USA standings 87
 2017 Opponents..... 88-97
 Conference USA 89-90
 Record Book/Awards 98-140
 The Program 141-164
 Building a Football Program..... 142-151



Coaching Staff, 8-28



The Players, 42-70



2016 in Review, 71-84



The Program, 141-164



QUICK FACTS

GENERAL INFORMATION

Location Charlotte, N.C.
 Founded 1946
 Enrollment 28,721
 Nickname 49ers
 Colors Green and White
 Field McColl-Richardson Field
 Stadium Jerry Richardson Stadium
 Capacity 15,314 (turf)
 Affiliation FBS (joined 2015)
 Conference Conference USA
 Chancellor Dr. Phil Dubois
 Athletics Director.. Judy Rose
 Fac. Ath. Rep..... Dr. Jeffrey Leak
 Dept. Phone..... (704) 687-1054
 Ticket Office..... (704) 687-4949
 Stadium Press Box (704) 687-8036

FOOTBALL HISTORY

First year 2013
 Overall Record 16-30

TEAM INFORMATION

2016 Overall 4-8
 Home..... 1-5
 Road 3-3
 Conference USA 3-5
 Letterwinners R/L 44/27
 Starters R/L..... Off: 6/5; Def: 6/5



Follow the Charlotte 49ers on Facebook, Instagram, YouTube and

www.charlotte49ers.com
 @charlotte49ers
 @Charlotte49erFB

CREDITS AND ACKNOWLEDGEMENTS

The 2017 Charlotte 49ers Football Media Guide is a publication of the 49ers Department of Athletics and is produced by the office of sports information. The cover is designed by Old Hat Creative. Photographers: Sam Roberts (FreezeFrame), Wade Bruton (University Photographer), Michael Strauss, Durane Byrd and Tim Cowie. NFL photos courtesy of the respective NFL teams.





GRIT

OPPORTUNITY

LEADERSHIP

DETERMINATION

2017 SCHEDULE



at Eastern Michigan

Friday, Sept. 1

ESPN3

6:30 pm

Ypsilanti, Mich.



at Kansas State

Saturday, Sept. 9

FSN

12:00 pm

Manhattan, Kans.



NORTH CAROLINA A&T

Saturday, Sept. 16

WCCB

6:00 pm

Jerry Richardson Stadium



GEORGIA STATE

Saturday, Sept. 23

WCCB

6:00 pm

Jerry Richardson Stadium



at FIU*

Saturday, Sept. 30

7:00 pm

Miami, Fla.



MARSHALL*

Saturday, Oct. 7

WCCB

6:00 pm

Jerry Richardson Stadium



at WKU*

Saturday, Oct. 14

4:30 pm

Bowling Green, Ky.



UAB* (Homecoming)

Saturday, Oct. 21

beIN

6:30 pm

Jerry Richardson Stadium



at Old Dominion*

Saturday, Nov. 4

ESPN3

3:30 pm

Norfolk, Va.



MIDDLE TENNESSEE*

Saturday, Nov. 11

ESPN3

2:00 pm

Jerry Richardson Stadium



at Southern Miss*

Saturday, Nov. 18

3:00 pm

Hattiesburg, Miss.



FLORIDA ATLANTIC*

Saturday, Nov. 25

STADIUM

2:00 pm

Jerry Richardson Stadium

* Conference USA game

All times Eastern, subject to change



2017 CHARLOTTE 49ERS FOOTBALL

SEASON OUTLOOK





2017 CHARLOTTE 49ERS: NEXT!!

The firsts are nearly all behind us. The first games. The first FBS win. The first Conference USA win. The first all-Conference USA selection. The first NFL Draft pick.

Check, check, check, check, check.

Now, comes the next phase.

Now, comes the next opportunity.

The 49ers espouse a G-O-L-D Standard of Grit, Opportunity, Leadership and Determination.

2017 may well be the Year of Opportunity.

New names will take the place of fan favorites like all-time leading tackler Larry Ogunjobi, all-time leading rusher Kalif Phillips and all-time leading receiver Austin Duke, all of whom landed with NFL teams this summer.

The offense is securely in the hands of returning QB Hasaan Klugh, who went 3-4 in seven starts last year and led the 49ers to their first three C-USA wins. He has a slew of weapons not named Duke to throw to, including 2016 everyday starters

TL Ford II and Workpeh Kofa and senior Trent Bostick, who red-shirted the 2016 season after starting his first three seasons. In the slot, Chris Montgomery, Mark Quattlebaum and Nate Mullen all have an opportunity in front of them.

In the backfield, sophomores Robert Washington and Benny LeMay both showed potential as back-ups to Phillips and will be given an opportunity for a starring role.

Even the O-Line will look to new faces to fill spots of longtime starters Jamal Covington, Thomas LaBianca and Casey Perry. Starters Nate Davis, Chris Brown and Eugene German return as the next crop of protectors step to the forefront.

On defense, replacing first-team all-Conference USA choice and NFL Draftee Ogunjobi and Washington Redskins signee Brandon Banks on the line will be a challenge. Therein lies the opportunity for the likes of Nick Carroll, Zack Duncan and Tyler Fain, among others.

At linebacker, two-year leading tackler Nick Cook is gone but senior Karrington King is back and on the verge of breaking Ogunjobi's career tackles record. Outside linebacker Tyriq Harris had an impressive red-shirt freshman campaign while Jeff Gemmell, Anthony Butler and Alex Highsmith look to make their mark.

The secondary says goodbye to Terrence Winchester, who holds the 49ers single-season and career interception records but welcomes back Ed Rolle and Ben DeLuca, who combined for five picks in their 49ers debuts, last year. Include Anthony Covington, AJ McDonald, Alex Duncan and Denzel Irvin and the 49ers have plenty of competition to solidify the unit.

And, of course, there will be several newcomers given a chance to make an impact, as well.

The household names may be gone -- but a slew of players remain - eager to build on the foundation solidly laid.

Now it's their turn.

Now it's their opportunity.



GRIT

OPPORTUNITY

LEADERSHIP

DETERMINATION

OFFENSIVE OUTLOOK

Returning Starters: 6*

- QB** Hasaan Klugh
- WR TL** Ford II
- WR** Workpeh Kofa
- OL** Chris Brown
- OL** Nate Davis
- OL** Eugene German

* Trent Bostick started for three seasons before red-shirting in 2016

QUARTERBACK

R-Jr. Hasaan Klugh took over the starting position for the final seven games and produced a 3-4 record that included the program's first three C-USA wins.

Klugh threw for 1,356 yards (123.3/gm) and rushed for 426 yards, third-most on the team. He had 10 passing touchdowns (3 INT) and rushed for a team-high eight TDs. He connected on 54% of his passes

Depth: Brooks Barden (inj. in 2016); RS-freshman Joe Thompson; true freshman Mic Roof and Chris Reynolds.

RUNNING BACK

Sophomores Robert Washington and Benny LeMay both notched starts as true freshmen while playing behind workhorse Kalif Phillips, who signed with Green Bay this summer. Washington (489 yds; 5.0/carry) was the 49ers second-leading rusher and had five TDs, including two vs. Elon and a 58-yarder in the 49ers win at Southern Miss. LeMay added 175 yards and was the 49ers leading rusher vs. Elon, when he broke off a personal-best 44-yard carry.

Depth: Converted DB Aaron McAllister; True freshman Kameron Duncan, a three-star back.

RECEIVER

A trio of veteran pass catchers give Hasaan Klugh a variety of weapons. Senior TL Ford II and R-Jr. Workpeh Kofa started every game last year with Ford pulling in 430 receiving yards and four TDs and Kofa leading the team with five receiving touchdowns. Add three-year starter Trent Bostick (1,416 career receiving yards), who sat out 2016 as a red-shirt, and Charlotte sports great experience on the wings. R-Sr. Uriah LeMay adds another dose of experience.

In the slot, Sr. Chris Montgomery, r-Jr. Mark Quattlebaum and r-So. Nate Mullen have all seen time behind standout Austin Duke, who signed with the Carolina Panthers this summer.

Depth: True freshmen Cameron Bent, Cameron Dollar and Victor Tucker provide the next wave of 49ers receivers. Gardner-Webb transfer Chris Tomberlin and red-shirt sophomores Daniel Rose and Brooks Cunningham provide additional options along with summer additions Cade Barnhill, Calvin Camp, Zach Gemmill, Angel Marrero and DeQuondre Wilson.

TIGHT END

Charlotte lost three seniors who combined to see the bulk of the tight end/H-back duties in 2016. Several options are on the roster but each lacks substantial experience. R-Jr. R.J. Tyler has the most 49ers experience while junior college transfers Ryan Eachus and Chris Phillips have seen the most game action. R-So. Ben Jacques, who caught a TD in the spring game, r-Fr. Ryan Carriere and converted LB Christian Asher all need more game action at the position.



Senior TL Ford II is 87 yards shy of becoming the third 49er to reach 1,000 career receiving yards.

Depth: Carson-Newman transfer Zane Tally and true freshman Antoine Shaw complete the room.

O-LINE

The three returning starters (Chris Bown, Nate Davis, Eugene German) plus two junior college transfers (Jean Eason and David Foust) give the 49ers line a solid core, despite its longtime losses. Include r-Sr. Wolfgang Zacherl, juniors Darren Drake and Jamar Winston and red-shirt sophomores Cameron Clark and Trevor Stacy and the 49ers suddenly have their deepest offensive line.

Depth: Underclassmen Jacob Webb, Jaelin Fisher, Luke Prevette, D'Mitri Emmanuel and Josh Snapper could be given time to mature behind a unit that has substantial experience.



GRIT

OPPORTUNITY

LEADERSHIP

TERMINATION

DEFENSIVE OUTLOOK

Returning Starters: 6

- DL Nick Carroll**
- LB Karrington King**
- LB Tyriq Harris**
- DB Anthony Covington**
- DB Ben DeLuca**
- DB Ed Rolle**

D-LINE

The 49ers defensive line has to deal with the loss of a pair of four-year stalwarts: Cleveland Browns draftee Larry Ogunjobi and Washington Redskins signee Brandon Banks. With that said, the 49ers return starter Nick Carroll and r-Jr. Zach Duncan, who led the 49ers with 4.0 sacks as a starter in 2015. Other upperclassmen include R-Jr. Tyler Fain and Limestone transfer Jayen Miller, a red-shirt senior who originally played at Tennessee and senior Stedman Lucas. Redshirt sophomores Tommy Doctor, Jon Hardy and Julian Wheaton will help fill the void. In addition, several red-shirt freshmen will get their first chance to make an impression: Timmy Horne, Nick Martin, and Johnny Ray.

Depth: True freshmen Michael Adams, Tim Baten, Isaiah Harris and Ernest King will get their first collegiate taste.

LINEBACKER

R-Sr. Karrington King leads the linebacking corps. The veteran is just 12 tackles shy of Ogunjobi's all-time career record and has had over 70 tackles in two of his three seasons. R-So. Tyriq Harris, a 2016 C-USA all-Freshman team selection, had 46 tackles in his first year. Others looking to make an impact include upperclassmen Cam Darley, Markevis Davis, Garrison Duncan, Juwan Foggie, junior college transfer Sean Bernard, red-shirt sophomores Jeff Gemmell, Alex Highsmith, Michael Holmes, Darius Irvin and Christian Young, and sophomore Anthony Butler.

Depth: Red-shirt freshman Javarris Jett and true freshmen Cody Bartrum, Jai Erwin, Jonathan Francois, Will Graham, George Maya, Javonte Misenheimer, Henry Segura and Sherard Sutton round out the unit.

DEFENSIVE BACKS

With three returning starters (Anthony Covington, Ben DeLuca and Ed Rolle) and three others that made starts, last year

Former walk-on Karrington King is 12 tackles shy of the 49ers all-time career record.



CAREER

Tackles Leaders

1. 217 Larry Ogunjobi, 2013-16
2. **205 Karrington King, 2014-16**
3. 182 Nick Cook, 2014-16
4. 153 Daquan Lucas, 2013-16
5. 147 Caleb Clayton-Molby, 2013-15

(Alex Duncan, Denzel Irvin and AJ McDonald), this unit is among the 49ers most experienced. Charlotte led C-USA with 16 picks, last year. Rolle (3), DeLuca (2), Covington (1) and Duncan (1) all recorded interceptions.

In addition, the 49ers has a pair of junior college transfers ready for action: junior Quinton Jordan and sophomore Marquavis Gibbs.

Depth: Sophomore Christian Haynes and redshirt freshmen Robert Cheatem, Jacione Fugate, Christian Haynes, JT Starr and Keshawn Woods will look to make an early impact along with true freshmen Ben Bowbliss and TJ Sanders.

SPECIAL TEAMS

The 49ers return punter Arthur Hart but need to replace four-year kicker Blake Brewer. Record-setting kick returner Chris Montgomery is back as are Nate Mullen and Anthony Covington, who both saw time returning kicks.

In the spring, Kyle Corbett and Jackson Vansickle split kicking duties. NC Central transfer Nigel Macauley and freshman Andrew Favaro join the battle for that role.



Ed Rolle keys a secondary that led Conference USA with 16 interceptions.



NINER NUGGETS

FIRST CLASS: 2017 will be the 49ers first season without the members of their First Class, which enrolled in 2012 and played through the inaugural season of 2013 before completing their eligibility in 2016. Nineteen such players were part of last year’s 27-man senior class.

RETURNING LEADERS: While Charlotte lost its foundation-building First Class, several returnees, it should be noted, led the 49ers in key categories, last year:

- Most rushing touchdowns: **Hasaan Klugh**, 8
- Most receiving touchdowns: **Workpeh Kofa**, 5
- Most interceptions: **Ed Rolle**, 3 - shared team lead
- Most pass breakups: **Anthony Covington**, 10

C-USA IMPROVEMENT: Charlotte opened the 2016 season 1-4 but went 3-4 over the final seven games (all against C-USA foes) to finish 4-8. Charlotte picked up the program’s first three league wins while showing marked improvement on the defensive side of the ball. In C-USA play only, the 49ers ranked T4th in scoring defense (8th in all games). Four of the first five opponents scored 35 or more points. Only one of the final seven scored that many and only two cleared 30 points. Over the last seven games, which included only C-USA foes, Charlotte’s total defense improved by over 50 yards per game. (First 5: allowed 485.4 yds/gm; last 7: allowed 430.3/gm).

ROAD WARRIORS: Charlotte posted a 3-3 record in road games and each of the 49ers three C-USA victories came on the road (at FAU; at Marshall; at Southern Miss). The 49ers are the only team in C-USA history to beat both perennial powers Marshall and Southern Miss on the road in the same season.

PICK IT: Charlotte led Conference USA with 16 interceptions in 2016. Four defensive backs return that had picks, last year: **Ed Rolle**, 3, **Ben DeLuca**, 2, **Anthony Covington**, 1 and **Alex Duncan**, 1.

CHASING MILESTONES: LB **Karrington King** needs 12 tackles to match **Larry Ogunjobi**’s career record of 217. WR **TL Ford II** needs 87 yards to become the third 49er to notch 1,000 career receiving yards.

WELCOME BACK: R-Sr. WR **Trent Bostick** returns after taking a redshirt season in 2016. Bostick started 32 games in his first three years, put up over 1,400 receiving yards and scored nine touchdowns.

TOP ROOKIES: DB **Ben DeLuca** and LB **Tyriq Harris** became the first 49ers to be named to the C-USA all-Freshman team. DeLuca, a Pro Football Focus Freshman all-America, was third on the team with 68 tackles and had two interceptions and a fumble return for a TD. Harris had 46 tackles and 3.0 TFL. He was tied for second on the team with 2.0 sacks

R-Jr. QB Hasaan Klugh took over as starting QB midway through the 2016 season and guided the 49ers to their first three C-USA wins.



Hasaan Klugh as a starting QB (3-4):

	Comp-Att.	Pct.	Yds	Yds/gm	TDs	INT
Passing:	102-197	.518	1203	171.9	8	3
Rushing:			320	45.7	7	
TOTAL:			1523	217.6	15	

and was third on the team with six QB hurries.

INSTANT EXPERIENCE: With the loss of the First Class, the 49ers brought in several transfers to help bring more maturity to the team, including fifth-year DL **Jaylen Miller**. Also, look for impacts from 2017 junior college signees LB **Sean Bernard**, DB **Marquavis Gibbs**, OL **Jean Eason**, OL **David Foust**, OL **Jalen Allen** and TEs **Ryan Eachus** and **Chris Phillips**.

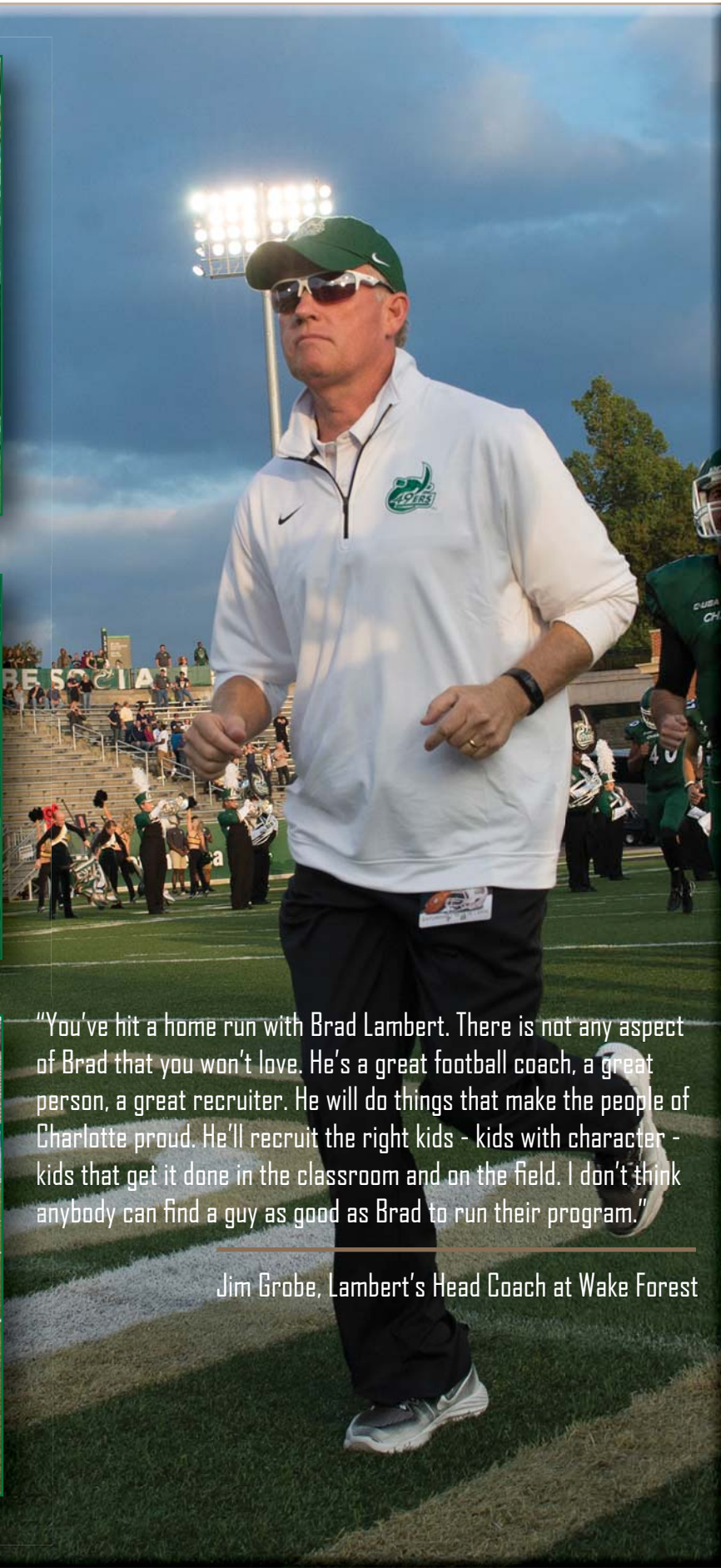
49ERS IN THE NFL: A record six players from the 2016 team got an NFL opportunity this summer. DL **Larry Ogunjobi** was the first 49er selected in an NFL Draft, going to the Cleveland Browns in the third round. DL **Brandon Banks** (Washington), WR **Austin Duke** (Carolina) and RB **Kalif Phillips** (Green Bay) signed contracts as undrafted free agents. OL **Jamal Covington** (Kansas City) and DB **Ke-drick Davis** (Detroit) were invited to NFL rookie camps.

BROTHERLY LOVE: The 49ers have four pairs of brothers on the team, including twin brothers **Darius and Denzel Irvin**. Also **Garrison and Zach Duncan**, **Jeff and Zach Gemmell** and **Uriah and Benny Le-May**.

FIRST-YEAR FOES: This is the 49ers third season in Conference USA but the 49ers will be meeting WKU and UAB for the first time. Defending C-USA Champion WKU is an East Division foe that the 49ers have yet to play while UAB returns to the league after a two-year hiatus.

NEW FACES: Charlotte will face four coaches who are in their first full seasons with their respective teams: **Shawn Elliott** (Georgia State), **Butch Davis** (FIU), **Mike Sanford** (WKU) and **Lane Kiffin** (Florida Atlantic).

CARTERSVILLE CONNECTION: Three 49ers played high school ball together at Cartersville (Ga.) High: QB **Brooks Barden**, WR **TL Ford II** and WR **Mark Quattlebaum**.



"You've hit a home run with Brad Lambert. There is not any aspect of Brad that you won't love. He's a great football coach, a great person, a great recruiter. He will do things that make the people of Charlotte proud. He'll recruit the right kids - kids with character - kids that get it done in the classroom and on the field. I don't think anybody can find a guy as good as Brad to run their program."

Jim Grobe, Lambert's Head Coach at Wake Forest



2017
CHARLOTTE 49ERS
FOOTBALL

COACHING STAFF





BRAD LAMBERT



HEAD COACH
 5th Season/ 7th Year
 (Kansas State, 1987)



In 2011, Brad Lambert took on the responsibility of building the 49ers up-start football program from scratch. Now in his seventh overall season as the program’s architect, Lambert leads the 49ers into their third season at the FBS level and fifth season of competition.

The 49ers played for two years (2013; 2014) as an FCS Independent before making their debut in the FBS as a member of Conference USA in 2015.

Along the way, Lambert has overseen a string of firsts, capped this past year when the 49ers earned their first wins in Conference USA play and saw their first player taken in the NFL Draft.

In 2016, Charlotte doubled its win total from its FBS debut with a 4-8 mark while producing a 3-5 record in Conference USA to finish fifth of seven teams in the East Division and eighth of 13 teams, overall. Four-year starting defensive lineman Larry Ogunjobi became the first 49er to earn first team all-Conference USA honors and was selected with the first pick of the third round (65th overall) by the Cleveland Browns in the 2017 NFL Draft.

“He’s been a great representative of our university and continues to elevate our program,” Lambert said of Ogunjobi. “He worked extremely hard in pursuit of his goals and I know he’ll continue to work extremely hard at the next level. We could not be prouder of all that he has achieved and the type of player and person he has become.”

While Ogunjobi was the first 49er to be taken in the NFL Draft, all-time leading receiver Austin Duke (Carolina Panthers), all-time leading rusher Kalif Phillips (Green Bay Packers) and standout defensive lineman Brandon Banks (Washington Redskins) all signed with NFL teams as undrafted free agents.



Head coach Brad Lambert leads the team’s Niner Walk on Game Day.

During the 2016 season, the 49ers picked up the program’s first three C-USA victories, all on the road, with wins at Florida Atlantic, Marshall and Southern Miss. The 28-23 win at FAU was the program’s first league victory. With back-to-back wins at Marshall and Southern Miss, the 49ers became the first team in league history to defeat both traditional powers on the road in the same season.

While Ogunjobi took home first-team all-C-USA honors, seven 49ers earned honorable mention and two were named to the league’s all-Freshman team. Freshman defensive back Ben DeLuca was named Freshman all-America by Pro Football Focus to become the first 49er so honored.

In 2015, the 49ers made the leap to the FBS and picked up a victory in the program’s first-ever FBS game by toppling bowl-bound Georgia State, 23-20, in Atlanta’s Georgia Dome. The 49ers would finish the season with a 2-10



GRIT

OPPORTUNITY

LEADERSHIP

DETERMINATION

BRAD LAMBERT FILE:

Born: Jan. 14, 1965
 Birth Place: Hoxie, Kansas
 Alma Mater: Kansas State, 1984-87
 (Business Finance)
 2nd team all-Big Eight, 1984
 Academic all-Big Eight, 84-86
 Family: Wife, Angie
 Daughter, Lucy
 Sons, Layne and Beau

COACHING HISTORY:

Charlotte, 2011-16

2013: 5-6; Inaugural Season
 2014: 5-6
 2015: 2-10, 0-8; Inaugural FBS/C-USA
 2016: 4-8; 3-5; First C-USA wins

Wake Forest, 2001-10

(Head coach: Jim Grobe)
 61-60; 2006 ACC Champions
 2002 Seattle Bowl
 2006 Orange Bowl
 2007 Meineke Car Care Bowl
 2008 EagleBank Bowl
 2008-10: Defensive Coordinator
 2009-10: Secondary
 2008-09: Linebackers
 2001-09: Linebackers; Special Teams

Georgia, 1996-2000

(Head coach: Jim Donnan)
 40-19, 4 straight bowl wins
 1997 Outback Bowl
 1998 Peach Bowl
 1999 Outback Bowl
 2000 Oahu Bowl
 2000: Secondary
 1998-99: Linebackers
 1996-98: Special Teams Coordinator
 1996-98: Defensive Ends

Marshall, 1990-95

(Head coach: Jim Donnan)
 64-21, 1992 National Champs
 1991 National Title Game
 1992 National Champs
 1993 National Title Game
 1994 National Semifinals
 1995 National Title Game
 1991-95: Secondary
 1990: Defensive Ends

Oklahoma, 1988-89

1988-89, Graduate Assistant

record with defensive lineman Larry Ogunjobi and running back Kalif Phillips becoming the first 49ers to earn all-Conference USA honors by taking home second-team awards.



Hired Mar. 1, 2011, the 20-year coaching veteran was charged with building the start-up program, recruiting its first players, helping design the stadium layout and infrastructure, hiring the staff and assembling legions of fans.

On April 28, 2011, Lambert officially broke ground on the 49ers stadium, not with a shovel but a front-end loader before a crowd of over 3,000 fans. In February of 2012, the program's first recruiting class was announced and in August of 2012, the first players started workouts for what would be a red-shirt season. In April of 2013, the 49ers staged their first Spring Game and on August 31, 2013, the program burst out of the tunnel for its inaugural game.

The 49ers would win that first game, 52-7, against Campbell and go on to a 5-6 record. Along the way, the 49ers picked up their first-ever FCS Top 25 win with a dramatic come-from-behind 53-51 victory over #24 Gardner-Webb. Trailing by 21 points in the fourth quarter, Charlotte scored 29 straight points to take the lead and stopped the Bulldogs two-point conversion in the final minute to secure the win.

The first season included four games against FCS top 25 opponents.

Charlotte picked up its first FCS road win at Presbyterian, 45-21, put up over 500 yards of total offense at #3 Coastal Carolina and closed the season with a record-setting 61-17 victory at Morehead State.



The 49ers celebrate the program's first Conference USA victory at Florida Atlantic.



GRIT

OPPORTUNITY

LEADERSHIP

DETERMINATION



Head coach Brad Lambert spent two seasons building the program before hitting the sidelines in 2013.

Season Two was highlighted by an explosive offense that featured the program's first-ever 1,000-yard rusher and receiver. Running back Kalif Phillips rushed for 1441 yards and 20 touchdowns and slot receiver Austin Duke had 1373 receiving yards and 10 touchdowns. The 49ers again finished 5-6, but

from a competitive level, five losses were by one possession and two came in overtime. Against competition similar to the inaugural season, including eight common opponents, Charlotte enjoyed a +37 scoring differential as opposed to a -17 differential in the first season.

Season I programs. He has experienced post-season and bowl success. He knows what success looks like. He also understands the importance of patience and resilience required to build a new program."

"I have absolutely no doubt that we got the right fit for Charlotte," Rose added. "I know after spending as much time with Brad as I have, that he's a builder. He makes players better -- and I see him doing the same thing in building our program at Charlotte. He's obviously a relationship person, which I value very strongly. Look at the people that he has coached that have made special plans and flown in to be



here today to help celebrate with Brad and his family. To me that speaks volumes."

In the spring of 2015, offensive lineman Daniel Blicht (Carolina Panthers) and defensive back Desmond Cooper (Jacksonville Jaguars) were invited to the NFL rookie minicamps – becoming the first 49ers to get an invite to an NFL camp. Cooper became the first 49er to sign an NFL contract, when Jacksonville signed him after the two-day camp. Cooper would stay with the team through the preseason and saw action in 2015 preseason contest.



Brad Lambert signed up to make history with the 49ers, Mar. 1, 2011.

A 10-year assistant at Wake Forest, who also had successful stints at Georgia, Marshall and Oklahoma, Lambert was announced as head coach by university Chancellor Dr. Philip Dubois and 49ers Director of Athletics Judy Rose in a press conference in the university's Barnhardt Student Activity Center, Mar. 1, 2011.

"Brad is, first and foremost, a man of integrity," Dubois said. "Not counting his playing days, he has more than 23 years of experience at the coaching level in four excellent Divi-

excitement that there is here for football. They have great plans in place and it lines up with the vision I have. Football is really important to this university and that's exciting for me and my family. I am humbled as well that we've been entrusted to lead this team," Lambert said. "I would like to thank Chancellor Dubois and Judy Rose for the opportunity."

Lambert served as Defensive Coordinator for the Demon Deacons for three years prior to joining the 49ers. He was Linebackers Coach and Special Teams Coach at Wake Forest from 2001-2009. He served as secondary, linebackers, special teams and defensive ends coach while at Georgia and as secondary and defensive ends coach at Marshall. He



GRIT

OPPORTUNITY

LEADERSHIP

DETERMINATION



Head coach Brad Lambert and former players Aaron Curry, Stanley Arnoux, Antonio Wilson, Will Witherspoon, Dominique Midget, Alphonso Smith and Riley Skinner at press conference announcing Lambert as head coach.

began his coaching career as graduate assistant at Oklahoma.

In his 10 years under Jim Grobe at Wake Forest, he was an integral part of the Deacons most successful football era. He was the Linebackers Coach on Wake Forest's 2006 ACC Champion team and was a part of four Bowl Game appearances, including three straight from 2006-2008. In 2008, he coached Butkus Award winner Aaron Curry, as the Deacons advanced to their third straight bowl game: the 2008 EagleBank Bowl.

"Character, integrity, toughness. That's how we did it under coach Grobe and that's how we will do it here. We're going to be a tough football team that's really disciplined," Lambert added.

The Deacons had five winning seasons during Lambert's tenure, including the 11-3 ACC Championship and Orange Bowl team in 2006 and the 9-4 squad that advanced to the 2007 Meineke Car Care



Head coach Brad Lambert with his wife, Angie, daughter Lucy and sons, Beau and Layne.

49ERS IN THE NFL



2016-17

NFL Draft Pick:

Larry Ogunjobi
Cleveland Browns, 3rd round

Signed Undrafted Free Agents:

Brandon Banks, Washington Redskin
Austin Duke, Carolina Panthers
Kalif Phillips, Green Bay Packers

Mini-Camp Invites:

Jamal Covington, Kansas City Chiefs
Kedrick Davis, Detroit Lions

2015-16

Mini-Camp Invites:

Branden Dozier, Pittsburgh Steelers

2014-15

Signed Contract:

Desmond Cooper, Jacksonville Jaguars

Mini-Camp Invites:

Daniel Blich, Carolina Panthers
Desmond Cooper, Jacksonville Jaguars





Bowl. In 2008, Lambert's first as Defensive Coordinator, the Deacons went 8-5 to cap a three-year run in which Wake Forest put together an overall 28-12 record and a 15-9 mark in the ACC while earning bids to the three straight bowl games.



Stand-up comedian Gabriel Iglesias, a.k.a. Fluffy, visited Jerry Richardson Stadium to film a segment of FUSE Network's "Fluffy Breaks Even".

Over the course of his 10-year run at Wake Forest, Lambert helped the Deacons to a 61-60 record.

"He has a balance in what his expectations are," Rose added. "He wants to put a talented team on the field and he expects to graduate his players -- he expects excellence both on the field and in the classroom. He has those qualities we are looking for: patience, vision, a great work ethic. In addition, he knows this area extremely well and has recruited this region of the country heavily during his career."

Prior to joining Wake Forest's staff, Lambert coached for 11 years with Jim Donnan at both Marshall (1990-95) and Georgia (1996-2000). He got his start as a Graduate Assistant at the University of Oklahoma.

"I've been fortunate to have been around outstanding coaches who have had a huge impact on my career. I owe a lot to them and wouldn't be where I am without their support and the opportunities they gave me," Lambert added.

At Georgia, Lambert helped the Bulldogs to a 40-19 record that included four straight bowl wins: 1997 Outback Bowl, 1998 Peach Bowl, 1999 Outback Bowl and 2000 Oahu Bowl. At Marshall, he was a part of the Thundering Herd's 1992 NCAA Division I-AA National Championship. In fact, as an assistant coach at Marshall, Lambert helped the Herd to the national title game in four of his six years and to a semifinal appearance in a fifth.

During his coaching career, Lambert has overseen the development of players such as Ogunjobi, Curry, Will Witherspoon, Stanley Arnoux and Alphonso Smith. He also coached both Champ Bailey and Hines Ward while serving as Special Teams Coordinator at Georgia.

A 1987 graduate of Kansas State, Lambert was a four-year letterwinner who earned second-team all-Big Eight honors as a Defensive Back in 1984. He was an Academic all-Big Eight choice from 1984-86.

Lambert and his wife, Angie, have three children: a daughter, Lucy, and sons Layne and Beau.

Talking About Brad Lambert:

Jim Grobe, Head Coach at Wake Forest:

"You've hit a home run with Brad Lambert. There is not any aspect of Brad that you won't love. He's a great football coach, a great person, a great recruiter. He's all of those things. He was part of our ACC Championship team and Bowl wins -- some of the most exciting times at Wake Forest. He will do things that make the people of Charlotte proud. He'll recruit the right kids - kids with character. Kids that get it done in the classroom and on the field. I don't think anybody can find a guy as good as Brad to run their program. He's a brilliant guy when it comes to X's and O's but beyond that his commitment to the team has been outstanding. He's just one of those guys who gets it. He really sees the team concept. Brad's a guy who pats them on the back but if they're not doing what they need to do, he has no problem straightening them out. For me, he is very demanding. He's committed to discipline and hard work. Players will love to play for him but at the same time he will demand the best out of them. That's what you get in Brad Lambert."

Aaron Curry, 2008 Butkus Award winner:

"Coach Lambert changed my life as a football player and as a human being. He taught me responsibility, discipline and maturity which I think ultimately helped me progress and become an NFL Football player. I've always been thankful for coach Lambert and actually been thankful for God putting coach Lambert in my life. I know he's going to affect the lives of any young man that's willing to grow as a person."

Jim Donnan, Head Coach at Georgia and Marshall:

"I've been involved with him in coaching for a long time. He's got all the ingredients. He's a good family man. Well-organized. He really cares about his players. I couldn't be more excited for him. He's always been a guy who relates well to players. He works his schemes around what his players can do. He knows the territory. I've always looked at Charlotte as a sleeping giant for a football program. He has an established name base there and throughout the south. He knows the places to go to get players. He's very competitive. He's got the personality to be a head coach. I've felt all along that he'd be one of those guys."



GRIT

OPPORTUNITY

LEADERSHIP

DETERMINATION

2017 FOOTBALL STAFF

COACHING STAFF



BRAD LAMBERT
Head Coach



JEFF MULLEN
Offensive Coordinator



MATT WALLERSTEDT
Defensive Coordinator



JAMES ADAMS
Secondary



GREG ADKINS
Offensive Line
Run Game Coordinator



ULRICK EDMONDS
Outside Linebackers
Recruiting Coordinator



DAMIEN GARY
Receivers



KEITH HENRY
Running Backs



JOHNSON RICHARDSON
Tight Ends



CHARLIE SKALASKI
Special Teams
Coordinator



JIM DURNING
Strength &
Conditioning



KEVIN DONNALLEY
Student-Athlete
Development

GRADUATE ASSISTANTS



JULIAN ALONSO



LOUIS KRAFT V



NICK SEWAK



WESTON SMITH



BRAD QUEEN
Defensive Line Assistant

SUPPORT STAFF



CHRIS THOMASSON
Sr. Assoc. AD/Football



TREVOR LAMBERT
Director of Operations



AJ LUKJANCZUK
Athletic Trainer



DEMETRIOUS GIBSON
Equipment Manager



BEN GROBE
Team Video
Coordinator



LISA HIBBS
Director of Athletic
Academic Center



JEFF MULLEN



*Offensive Coordinator
5th Season
(Wittenberg University,
1990)*



Jeff Mullen is in his seventh season as the 49ers' Offensive Coordinator and his fifth on the sidelines. As head coach Brad Lambert's first hire, Mullen helped build the program from his arrival in 2011 through the 2013 inaugural season and onto the 49ers FBS debut in 2015.

In 2016, the 49ers ranked sixth in Conference USA with 176.2 rushing yards per game and scored 20 or more points eight times. In fact, over the final seven games, in which Charlotte posted its first three C-USA wins, the 49ers averaged 26.4 points while scoring 26 or more points five times. In 2017, all-time leading rusher Kalif Phillips (Green Bay Packers) and all-time leading receiver Austin Duke (Carolina Panthers) signed contracts as undrafted free agents while offensive lineman Jamal Covington earned an invite to the Kansas City Chiefs' mini-camp.

In 2015, the 49ers first season at the FBS level, standout running back Kalif Phillips became one of the 49ers' first two players to earn all-Conference USA honors. Phillips finished the season with 961 rushing yards to rank fifth in C-USA with a 87.4 rushing average.

In their first two playing seasons, the 49ers averaged 468 yards of total offense and produced the 49ers first 1,000-yard rusher (Kalif Phillips, 1,441 yards) and receiver (Austin Duke, 1,373 yards) as well as a 2013 Jerry Rice Award Finalist for the FCS Top First-Year Player Award (QB Matt Johnson). Offensive lineman Daniel Blich became the first 49er to be invited to an NFL preseason camp when he was invited to the Carolina Panthers rookie minicamp in May, 2015.

In the first season, the 49ers uptempo attack ranked in the nation's top 30 in total offense (448.5 yds; 20th), rushing offense (206.8 yds; 26th) and scoring offense (33.4 pts; 27th). Charlotte put up over 500 yards of offense five times. Four of those 500+ games came against FCS scholarship programs, including 501 at #3/#6 ranked Coastal Carolina. The 49ers put up at least 45 points and 450 yards in each of their five wins, scored over 50 points three times and put up 500 or more yards five times. The offense ran 75.2 plays per game with a high of 106 vs. NC Central. The 49ers had 18 touchdown drives that took under 1:30 and six one-play touchdown drives.



In Year Two, the 49ers averaged 487.4 yards of total offense, with 222 yards rushing and 265 yards passing on their way to 38.9 points per game. The 49ers had 22 TD drives of 1:30 or less and seven one-play touchdown drives. Nineteen TDs were on plays of 50 or more yards.

On the day he was introduced as head coach, Brad Lambert hired Jeff Mullen as his Offensive Coordinator and Mullen attended the introductory press conference. He served as the Offensive Coordinator and Quarterbacks Coach at West Virginia from 2008-10. He worked alongside Lambert at Wake Forest from 2001-07. From 2003-07 he served as Quarterbacks Coach after starting at Wake as the Fullbacks, Tight Ends and Offensive Tackles Coach in 2001-02.

A 1990 graduate of Wittenberg University, Mullen earned



GRIT

OPPORTUNITY

LEADERSHIP

DETERMINATION



all-America honors as a defensive back. He began his 20-year college coaching career at Hawaii in 1991 as the Defensive Graduate Assistant. He moved on to Ohio University, where he earned a master's degree in Sports Administration, to serve as the Bobcats' Fullbacks, Tight Ends and Offensive Tackles coach.

During his career he coached quarterback Pat White at West Virginia in 2008. A second-round NFL draft pick, White led WVU to the Meineke Car Care Bowl, becoming the first starting quarterback in NCAA history to win four bowl games. Mullen also recruited and coached Geno Smith at WVU. In 2010, with Smith at QB, Mullen helped West Virginia to the Co-Big East Championship with an offense that ranked #2 in total offense, #4 in rushing offense and #2 in passing offense in the conference. Smith was the 39th overall pick, going in the second round of the 2013 NFL Draft.

At Wake Forest, Mullen oversaw the development of quarterback Riley Skinner. The ACC Rookie of the Year, Skinner led Wake to the 2006 ACC Championship and a trip to the Orange Bowl as a freshman and led the nation in completion pct. as a sophomore as the Deacons won nine games, including the Meineke Car Care Bowl in Charlotte.

A native of Lima, Ohio, Mullen and his wife Andrea have three children: Nate, Rami and Maggie. They reside in Harrisburg, N.C. Nate, who attended Hickory Ridge High School, is a red-shirt sophomore receiver for the 49ers.



Jeff Mullen and his wife, Andrea with daughters, Maggie and Rami. Son, Nate, not pictured.

JEFF MULLEN FILE:

Position: Offensive Coordinator
 Born: Sept. 15, 1968
 Birth Place: Lima, Ohio
 Alma Mater:
 Wittenberg University, 1990 (Sociology)
 Masters Degree:
 Ohio University, 1993 (Sports Administration)
 Family: Wife: Andrea
 Children: Nate, Rami and Maggie

COACHING HISTORY:

Charlotte, 2011-16
 2011-16: Offensive Coordinator/QBs
 2013: Inaugural Season
 2015: Inaugural FBS/C-USA season

 West Virginia, 2008-10
 2008-10: Offensive Coordinator/QB
 2010 Big East co-Champs
 2008 Meineke Car Care Bowl
 2009 Gator Bowl
 2010 Champs Bowl

 Wake Forest, 2001-07
 2003-07: Quarterbacks Coach
 2001-02: Fullbacks; Tight Ends; Tackles
 2006 ACC Champions
 2002 Seattle Bowl
 2006 Orange Bowl
 2007 Meineke Car Care Bowl

Ohio University, 1992-2000
 1994-2000: Fullbacks; Tight Ends; Tackles
 1992-93: Offensive Graduate Assistant

University of Hawaii, 1991
 1991: Defensive Graduate Assistant

Hamilton Township H.S. (Columbus, Ohio)
 1990: Wide Receivers; Def. Backs

PLAYING HISTORY:

Wittenberg University, 1986-89
 3rd-Team all-America Def. Back, 1989
 Three-year starter
 Four-year letterwinner



MATT WALLERSTEDT



*Defensive Coordinator
3rd Season
(Kansas State, 1988)*



Charlotte 49ers head football coach Brad Lambert announced the hiring of Matt Wallerstedt as the 49ers Defensive Coordinator, Jan. 7, 2015 and Wallerstedt will start his third year with the 49ers in 2017.

In 2016, the 49ers ranked third in Conference USA in rushing defense (143.4 yards per game) and eighth in scoring defense (34.6 points per game.) The 49ers numbers improved over the final seven games as Charlotte posted its first three C-USA wins. Over that span, the 49ers allowed 27.7 points per game and 123.3 rushing yards per game. Headlining the defense was First Team all-C-USA defensive lineman Larry Ogunjobi, who became the first 49er selected in an NFL Draft. Ogunjobi was taken with the first pick of the third round (65th overall) by the Cleveland Browns. Fellow defensive lineman Brandon Banks signed with the Washington Redskins as an undrafted free agent while defensive back Kedrick Davis was invited to the Detroit Lions' mini-camp. Freshman defensive back Ben DeLuca was named Freshman all-America (Pro football Focus) and he was joined on the 2016 C-USA all-Freshman Team by linebacker Tyriq Harris.

In his first season with the 49ers, which coincided with the 49ers first year at the FBS level as a member of Conference USA, Wallerstedt oversaw a defense that ranked fourth in the league in pass defense and eighth in total defense. Charlotte was also sixth in opponent's third-down conversions and fifth in red-zone defense. Ogunjobi became one of the 49ers first two players to earn all-Conference USA honors. Ogunjobi ranked second in C-USA with 14.5 tackles for loss.



Wallerstedt is a veteran coach with over 20 years of coaching experience, including a six-year stint at Wyoming and recent stops at the US Air Force Academy, Texas A&M, Texas Tech and Louisiana-Lafayette. He has spent 10 seasons as a Defensive Coordinator at four institutions.

Wallerstedt and Lambert were teammates throughout their careers at Kansas State. Wallerstedt earned honorable mention all-America honors as a senior in 1987, after leading the Wildcats in tackles his final two years. Lambert was an all-Big Eight Defensive Back for the Wildcats.

"It's a great opportunity for us to hire a veteran coach who has been a Defensive Coordinator in FBS conferences like the Big 12 and the Mountain West," said Lambert. "I've been impressed with his coaching style and his ability to relate to players. Obviously, I've known him for a long time and I've watched his career and I love how hard his guys play and the intensity with which they play."

Wallerstedt finished the 2014 seasons as the outside linebackers coach with Louisiana-Lafayette. He had served as Defensive Coordinator at Texas Tech in 2013 and 2014 under head coach Kliff Kingsbury. Wallerstedt left Texas Tech in September and became a Defensive Consultant for the Ragin' Cajuns, who moved him to the Outside Linebackers spot.

Prior to joining Texas Tech, he spent one year as linebackers coach at Texas A&M alongside Kingsbury, the Aggies' Offensive Coordinator who became head coach at Texas Tech the following season. While at A&M, Wallerstedt



GRIT

OPPORTUNITY

LEADERSHIP

DETERMINATION

helped the Aggies to an 11-2 record and a bowl victory over Oklahoma in the AT&T Cotton Bowl.

“My family and I want to thank coach Lambert, Athletic Director Judy Rose, and Chancellor (Philip) Dubois for the opportunity to be a part of their football family. We are extremely excited!” Wallerstedt said upon his hiring. “Coach Lambert and I have known each other for over 30 years and I am really ‘fired up’ to lead his defensive charge. It is my pledge to our players, coaches and Niner Nation that I will give everything I have in our efforts to build 49er football, a program on the rise!”



Wallerstedt was at Air Force for four seasons from 2008-11. He was the Defensive Coordinator and Associate Head Coach in 2010 and 2011, co-Defensive Coordinator and Assistant Head Coach in 2009 and Assistant Head Coach in 2008. He coached the Inside Linebackers in each season at Air Force. Prior to joining Air Force, he spent two seasons at his alma mater as linebackers coach and special teams coordinator as well as recruiting coordinator. He also had two-year stint at Akron (Associate Head Coach/Special Teams Coordinator/Inside Linebackers Coach, 2004-05) and served as Defensive Coordinator in his one year at North Alabama in 2003.

He was at Wyoming for six years, from 1997-2002, and served as Defensive Coordinator the final three seasons. His full-time coaching start came at Fort Hays State, where he oversaw the defensive line for two years in 1994 and 1995. In 1996, he coached defensive backs at Emporia State.

A 1988 business management graduate of Kansas State, Wallerstedt received a Masters in Athletic Administration from Fort Hays State in 1995. He served



as a student assistant coach at Kansas State in 1988 before spending two years as a Graduate Assistant at Arizona State in 1989-90. He returned to coaching in 1994 at Fort Hays State after spending time in private business.

Wallerstedt and his wife, Josie, have a son, Cal.

Cal, Matt and Josie Wallerstedt

MATT WALLERSTEDT FILE:

Position: Defensive Coordinator
 Born: Sept. 3, 1966
 Birth Place: Oscoda, Mich.
 Alma Mater: Kansas State, 1988
 (Business Management)
 Fort Hays State, 1995
 (Master’s: athletic administration)
 Family: Wife, Josie; Son: Cal

COACHING HISTORY:

- Charlotte, 2015**
2015-16: Defensive Coordinator, Ins. LB
- Louisiana Lafayette, 2014**
2014: Outside Linebackers
- Texas Tech, 2013-14**
2013-14 Defensive Coordinator
- Texas A&M, 2012**
2012: Linebackers Coach
2012: AT&T Cotton Bowl
- Air Force, 2008-11**
2010-11: Defensive Coordinator
Associate Head Coach/ILBs
2009: co-Defensive Coordinator
Assistant Head Coach/ILBs
2008: Assistant Head Coach/ILBs
- Kansas State, 2006-07**
2006-07: Inside Linebackers Coach
2007: Special Teams Coordinator
2006: Recruiting Coordinator
2006 - Texas Bowl
- Akron, 2004-05**
2004-05: Associate Head Coach/ILBs
Special Teams Coordinator
2005: Mid-American Champs
2005: Motor City Bowl
- North Alabama, 2003**
2003: Defensive Coordinator/ILBs
2003: Gulf South Champs
2003: 6th in points allowed (14.1)
- Wyoming, 1997-2002**
2000-02: Defensive Coordinator/ILBs
1997-99: Defensive Line Coach
1997: 2nd in nation in sacks (54)
- Emporia State, 1996**
1996: Defensive Backs
- Fort Hays State, 1994-95**
1994-95: Defensive Line
1995: Rocky Mountain Ath. Conf. Champs
- Arizona State, 1989-90**
1989-90: Graduate Assistant/DL
- Kansas State, 1988**
1988: Student Assistant/DBs
- PLAYING HISTORY:**
- Kansas State, 1984-87**
Four-year letterwinner
1987 HM all-America;
1987 all-Big Eight
1987 co-Captain; Team MVP



JAMES ADAMS



Secondary Coach
5th Season
(Wake Forest, 2006)

One of head coach Brad Lambert’s original hires in 2011, James Adams was one of the program’s first five staff members that helped lay the 49ers football foundation. Originally hired as a defensive positions coach, he was later named Secondary Coach and has served in that role in each of the 49ers first four seasons of competition.

In 2016, Adams oversaw a secondary that included Freshman all-America Ben DeLuca (Pro Football Focus) and senior Kedrick Davis, who earned an invite to the Detroit Lions’ mini-camp. Charlotte led Conference USA with 16 interceptions that helped the 49ers rank second in turnover margin (+8).

In 2015, Adams oversaw a secondary that ranked fourth in C-USA in pass defense in the program’s first season at the FBS level. Charlotte ranked 25th in the FCS with 15 interceptions during the 49ers inaugural season of 2013. Charlotte added another 13 INT’s in 2014. In 2015, Charlotte had 10 picks, led by CB Terrance Winchester who tied for first in C-USA with 4 INTs.

In 2015, 49ers safety Desmond Cooper became the first 49er to sign an NFL contract when he signed with the Jacksonville Jaguars. In 2016, safety Branden Dozier was invited to the Pittsburgh Steelers mini-camp.

Adams was a Defensive Assistant Coach for Mike Ayers at Wofford in 2010, serving primarily as Cornerbacks Coach and with special teams. Wofford owned the Southern Conference’s top defense in 2010, ranking first in total defense and passing defense.

Prior to Wofford, Adams worked alongside Lambert at Wake Forest as Recruiting Assistant in 2008 and Offensive Graduate Assistant in 2009.



A former Wake Forest line-backer whose career was cut short by a knee injury, Adams graduated in 2006. A Durham native who attended Northern Durham High, Adams was recruited to Wake Forest by current 49ers offensive coordinator Jeff Mullen.

“Very high character,” Lambert said of his hiring. “He’s everything we want in our program in how we want our players treated and coached. He was a really good player and he’s a very knowledgeable football coach. He’s such a high-character guy - everything we’re looking for.”

Adams and his wife, Tori, live in Charlotte with their two children: Londyn and Royce.



JAMES ADAMS FILE:

Position: Secondary coach
 Born: June 29, 1984
 Hometown: Durham, N.C.
 (Northern Durham, H.S.)
 Alma Mater: Wake Forest, 2006
 (Sociology)
 Family: Wife, Tori
 Daughter: Londyn, Royce

COACHING HISTORY:

Charlotte, 2011-16
 2011-16: Secondary Coach
 2013: 5-6; Inaugural Season
 2014: 5-6
 2015: 2-10, 0-8; Inaugural FBS Season
 2016: 4-8; 3-5; First C-USA wins

Wofford, 2010

2010: Cornerbacks Coach
 2010: SoCon’s top-ranked defense

Wake Forest, 2008-09

2009: Offensive Graduate Assistant
 2008: Recruiting Ass’t Coordinator
 2008 EagleBank Bowl

PLAYING HISTORY:

Wake Forest University, 2002-05
 Defensive Back/Linebacker



GREG ADKINS



**Offensive Line Coach
Run-Game Coordinator
1st Season
(Marshall, 1990)**

Longtime collegiate and professional coach Greg Adkins was hired to oversee the program's offensive line, Feb. 21, 2017. Adkins spent the past two years as offensive line coach at Oklahoma State and coached tight ends for the NFL's Buffalo Bills the previous two years.

"Greg brings a wealth of knowledge and experience at all levels to our offensive line," said Lambert, who coached with Adkins at Marshall and Georgia. "He's coached in the NFL, at the Power Five level and at the Group of Five level. He's an excellent recruiter and has served as a recruiting coordinator. He's coached different aspects, like the defensive line and tight ends -- all things that can benefit our offensive line play and our offense moving forward. He'll be a huge asset to our program. We see him as being able to influence our young guys in a positive manner."

Adkins got his coaching start at Marshall, coaching the defensive line, tight ends and offensive line from 1991-95. He went to Georgia in 1996 as defensive line coach before switching to the offensive line and tight ends from 1997-2000. He coached the O-Line and was the recruiting coordinator at Troy from 2001-02 before a six-year stint at Tennessee (2003-2008). He coached the Vols' tight ends and offensive line and also served as the recruiting coordinator.

In 2009, he moved to Syracuse where he again coached the offensive line and served as recruiting coordinator. He left Syracuse with head coach Doug Marrone to join the Buffalo Bills for the 2013 season.

In all, Adkins has had over 25 years of coaching experience, including 11 years in the SEC. He has participated in 12 bowl games in his career as well as four NCAA National Championship games while at Marshall. He graduated from Marshall in 1990 with a degree in sports management and marketing. A four-year letterwinner, he served as team captain as a senior.



GREG ADKINS FILE:

Position: Offensive Line Coach
Running Game Coordinator
Born: Mar. 25, 1968
Birth Place: Cross Lanes, W.Va.
Alma Mater: Marshall, 1990
(Sports Management; Marketing)
Family: Children Nick, Nathan; Natalie

COACHING HISTORY:

Oklahoma State, 2015-16 Offensive Line
2016 Sugar Bowl
2016 Alamo Bowl
Buffalo Bills, 2013-14 Tight Ends
Syracuse, 2009-12 Offensive Line; Recruiting
2010 Pinstripe Bowl
2012 Pinstripe Bowl
Tennessee, 2003-08
2003-05: Tight Ends Coach; Ass't O-Line Recruiting Coordinator
2006-08: Offensive Line Coach
2004 Peach Bowl
2005 Cotton Bowl
2007 Outback Bowl
2008 Outback Bowl
Troy, 2001-02 Offensive Line; Recruiting
Georgia, 1996-2000
1996: Defensive Line Coach
1997-00: Offensive Line/Tight Ends Coach
1998 Outback Bowl
1998 Peach Bowl
2000 Outback Bowl
2000 Oahu Bowl

Marshall, 1991-95 D-Line; O-Line; TE
1991 NCAA National Championship game
1992 NCAA National Champion
1993 NCAA National Championship game
1995 NCAA National Championship game

PLAYING HISTORY:

Marshall, 1987-90
Four-year letterwinner



ULRICK EDMONDS



**Outside Linebackers Coach
Recruiting Coordinator
2nd Season
(James Madison, 2001)**

Ulrick Edmonds was hired as the program’s outside linebackers coach, March 1, 2016 and begins his second season with the 49ers in 2017. In addition to his duties as Outside Linebackers Coach, Edmonds was named Recruiting Coordinator at the end of the 2016 season.

In 2016, he coached starting OLB’s Daquan Lucas and Tyriq Harris, who were both in the 49ers top eight in tackles. Harris was named to Conference USA’s all-Freshman Team.

Prior to joining the 49ers, Edmonds served as the quality control director for NC State’s football program for two years, 2014-15. He was also a long-time assistant at James Madison, his alma mater, and had a short stint as linebackers coach at Old Dominion.

“Coach Edmonds is the kind of man we want leading our young men,” said Lambert of the hiring. “He’s an experienced coach that’s been around a lot of winning football. We’re really excited he’s decided to be a 49er.”

He went to NC State from Old Dominion, where he served as linebackers coach for seven months, which included the spring 2014 season. He spent 10 years at James Madison from 2004-2013, where he worked in roles as tight ends coach, running backs coach and recruiting coordinator. He was part of the Dukes’ staff during their 2004 FCS National Championship season and helped the Dukes to five playoff berths.

A four-year letterwinner, Edmonds was a defensive lineman for James Madison from 1997-2000 and began his coaching career as a defensive assistant, there, in 2001. He had 154 career tackles and 6.5 sacks and was



twice named all-Atlantic 10. He had 62 tackles and three sacks on JMU’s 1999 FCS Playoff team. Edmonds, originally from Blackstone, Va., was an All-State and First-Team All-Conference linebacker at Nottoway High School (Crewe, Va.).

He earned a bachelor’s degree in psychology with a minor in criminal justice from JMU in 2001 and a master’s of counseling psychology also from JMU. While pursuing his masters he served as an assistant in JMU’s Judicial Affairs office and in its admissions office.

Edmonds and his wife, Lindsay, have two daughters, Nylah and Halyn. Lindsay is an assistant coach for the NC State women’s basketball program.



ULRICK EDMONDS FILE:

Position: Outside Linebackers Coach
Born: Oct. 16, 1979
Birth Place: Blackstone, Va.
Alma Mater: James Madison, 2001
(Psychology)
Masters: James Madison, (2004)
(Counseling Psychology)
Family: Wife: Lindsay
Children: Nylah; Halyn

COACHING HISTORY:

Charlotte, 2016 Outside Linebackers
2016: 4-8; 3-5; First C-USA wins
NC State, 2014-15
2014-15: Quality Control Director
Old Dominion, Spring 2014
Linebackers Coach
James Madison, 2004-13
2004 FCS National Champs
2013 Tight Ends Coach
2004-12 Running Backs Coach
2013 Recruiting Coordinator

James Madison, 2001
Defensive Assistant

PLAYING HISTORY:

James Madison, 1997-2000
Defensive lineman
Two-time all-Atlantic 10
Four-year letterwinner



DAMIEN GARY



Receivers Coach
5th Season
 (Georgia, 2005)

Damien Gary joined the 49ers July 1, 2012 and served as the Running Backs Coach from the red-shirt season of 2012, through the inaugural season of 2013 and onto the first FBS campaign in 2015. At the end of the 2016 season he was moved from Running Backs Coach to Receivers Coach.

As Running Backs coach, Gary oversaw the development of all-time leading rusher Kalif Phillips, who was signed by the Green Bay Packers in the summer of 2017 as an undrafted free agent. Phillips completed his career with 4,020 rushing yards, 43 touchdowns and 15 100-yard rushing games.

In 2016, Phillips had a string of seven straight games with over 100 yards gained from scrimmage and rushed for over 100 yards in each of the 49ers three league wins. He was named honorable mention all-C-USA.

In 2015, Charlotte's first season at the FBS level, the 49ers ranked sixth in C-USA in rushing offense (163.1/gm). Phillips, who was one of the first two 49ers to earn second team all-C-USA honors, was fifth in the league with an 87.4 rushing average with 961 rushing yards.

In 2013, the 49ers inaugural season, the 49ers ranked 26th in the FCS in rushing offense (206.8 yds/gm) and 27th in scoring offense, led by the 13 TDs from Phillips. In 2014, Phillips became the 49ers first 1,000-yard rusher (1,436 yards) and scored 20 TDs as the 49ers rushed for 222.4 yards/ game.

A four-year letterwinner at Georgia, Gary helped key the Bulldogs 2002 SEC Championship team. He was the Wide Receivers Coach at Mars Hill in 2011-12. He also worked with the special teams return units and as an academic coordinator. He was an assistant varsity and junior varsity football coach at Clarke Central High in Athens, Ga. from 2005-2010.



Georgia's all-time career punt returner (114 ret.; 1,253 yds), Gary was a member of Georgia's 2002 Sugar Bowl Championship team. He was a wide receiver for Georgia from 2000-03 and graduated with a degree in Sports Communications in December, 2005. In 2013, he earned his Master of Education from Mars Hill College.

"Damien played for us at the University of Georgia," Lambert said. "He has a lot of experience on the offensive side of the ball. I've known him for a long time and I like the kind of person he is and the direction he'll give our student athletes."

He, his wife, Chanell have three children: daughters, Carsyn and Chloe and a son, Cian. The family lives in Charlotte.



DAMIEN GARY FILE:

Position: Running Backs Coach
Born: Oct. 28, 1980
Birth Place: Athens, Ga.
 (Clarke Central High School)
Alma Mater: Georgia, 2005
 (Sports Communication)
Master of Education, Mars Hill, 2013
Family: Wife, Chanell
 Carsyn, Chloe, Cian

COACHING HISTORY:

Charlotte, 2012-16
 2012-16: Running Backs Coach
 2013: 5-6; Inaugural Season
 2014: 5-6
 2015: 2-10, 0-8; Inaugural FBS season
 2016: 4-8; 3-5; First C-USA wins

Mars Hill, 2011-12
 2011-12: Wide Receivers Coach
 Special Teams (Return)
 Academic Coordinator

Clarke Central H.S. (Athens, Ga.), 2005-10
 Assistant Varsity; Junior Varsity Coach

PLAYING HISTORY:

University of Georgia, 2000-03
 Wide Receiver/Punt Returner
 2002 SEC Champions
 2002 Sugar Bowl Champions



KEITH HENRY



Running Backs Coach
1st Season
(Catawba, 1989)

Charlotte 49ers head coach Brad Lambert announced the hiring of Keith Henry as running backs coach, Feb. 22, 2017. Henry comes to the 49ers after spending the last four years as assistant head coach at his alma mater, Catawba College. Prior to that he spent 11 years at Wake Forest. In all he has 25 years of college coaching experience.

“Keith brings a lot of experience to our program,” said Lambert. “Having coached on both sides of the ball, he brings an added dimension of a defensive perspective to our offense. We’re really glad he’s coming on board with us. He’s a North Carolina native who’s played in North Carolina and has recruited for many, many years in North and South Carolina. That will be a huge benefit to our program with the relationships he’s built over the years.”

Henry served as Catawba’s assistant head coach for the past four seasons and was the Indians’ defensive coordinator while coaching the defensive backs. In 2015, the Indians’ defense produced all-America linebacker Kyle Kitchens, who was named South Atlantic Conference and region Defensive Player of the Year as Catawba won the 2015 SAC championship.

During his 11 years at Wake Forest, Henry served as special teams coordinator in 2011 and also coached the outside linebackers, defensive ends and defensive backs. He helped the Demon Deacons to five bowl games and a 2006 ACC Championship.

Henry was a six-year assistant at Ohio University under Jim Grobe prior to joining the Deacons, had a three-year stint at North Carolina A&T and spent single years at Charleston Southern and Gardner-Webb.

A 1989 graduate of Catawba with a degree in physical education, Henry was an all-America safety and four-time all-SAC selection. He graduated with a then-school record 398 career tackles and 20 interceptions.

Henry was a prep standout at Maiden High School and began his coaching career at Bandy’s High School after graduating from Catawba. He earned his master’s degree in athletic administration from North Carolina A&T in 1995. He played professionally in the Arena Football League, spending single years with the Albany Firebirds (1990) and the Charlotte Rage (1991). In 2000, he was inducted into the Catawba College Sports Hall of Fame and in 2001, was inducted into the South Atlantic Conference Hall of Fame. He also coached baseball at North Carolina A&T, winning a MEAC title and conference Coach of the Year honors in 1994.



KEITH HENRY FILE:

Position: Running Backs Coach
Born: August 14, 1967
Birth Place: Newton, N.C.
Alma Mater: Catawba, 1989
 (Physical Education)
Masters: North Carolina A&T, 1995
 (Athletic Administration)
Family: Wife: Nicole
 Children: Kirstie Foster, K.J. Henry, Maya Henry and Isaiah Henry.
 Grandsons: Makhi and Malachi

COACHING HISTORY:

Catawba, 2013-16
Assistant Head Coach
Defensive Coord.; Defensive Backs
 2015 SAC Champions
Wake Forest, 2001-11
 2011 Special Teams Coordinator
 2010 Defensive Backs
 2004-09 Defensive Ends
 2002-03 Secondary
 2001 Outside Linebackers
 2002 Seattle Bowl
 2007 Orange Bowl
 2007 Meineke Car Care Bowl
 2008 EagleBank Bowl
 2011 Music City Bowl
Ohio University, 1995-00
 1997-2000 Outside Linebackers Coach
 1995-96 Receivers Coach
North Carolina A&T, 1992-94
Linebackers; Receivers; Defensive Backs
Charleston Southern, 1991 Defensive Backs
Gardner-Webb, 1990 Graduate Assistant
PLAYING HISTORY:
 Catawba, 1985-88 - 4-time all-SAC DB



JOHNSON RICHARDSON



*Tight Ends Coach
5th Season
(Wofford, 2010)*

Johnson Richardson joined the 49ers coaching staff as a graduate assistant on July 1, 2012 and was promoted to a full-time position in 2014. After serving as Offensive Line Coach in 2016 he will return to Tight Ends Coach in 2017. He served as Tight Ends Coach from 2012-15.

Richardson began his career as the team's Offensive Graduate Assistant/Tight Ends coach during the red-shirt season of 2012 and the inaugural season of 2013. In 2014, he served as Tight Ends coach in a full-time capacity and also assisted with the Offensive Line in 2015 after the passing of O-Line coach Phil Ratliff shortly before the season's start. He took over as the Offensive Line Coach at the end of the 2015 campaign, but returned to the Tight Ends position for the Spring 2017 semester.

A 2010 Wofford grad, Richardson, played tight end from 2006-10 and was a member of Wofford's 2007 Southern Conference Championship team. After graduation he became the Tight Ends Coach/Offensive Graduate Assistant at Wingate for two years (2010-11).

At Wingate, Richardson served as the Assistant Video Coordinator and Long Snappers Coach in 2011 and the Assistant Offensive Line Coach and Director of Football Operations in 2010. Prior to his college playing days, he was an equipment and sideline assistant for the Carolina Panthers.

"Johnson comes highly recommended from Wofford and coach Mike Ayers - and we have a lot of respect for him and the way they run their program," Lambert said. "He played tight end and has coaching experience at that position."



Richardson attended Charlotte's Providence Day High and played in the All-Star Shrine Bowl Classic. He is the grandson of Carolina Panthers owner Jerry Richardson for whom Jerry Richardson Stadium is named. McColl-Richardson Field is named thanks to a generous combined donation from Hugh McColl and Mr. Richardson.

Johnson is the son of Jon and Kathleen Richardson. Jon was a wide receiver at North Carolina and President of Panthers Stadium LLC. He passed away July 16, 2013. The 49ers award The Jon Richardson Scholarship, annually, thanks to a contribution from Jerry and Rosalind Richardson.



JOHNSON RICHARDSON FILE:

Position: Tight Ends Coach
Born: Oct. 9, 1987
Hometown: Charlotte, N.C.
(Providence Day High School)
Alma Mater: Wofford, 2010
(Business Economics)

COACHING HISTORY:

Charlotte, 2012-16
2012-13: Off. Graduate Ass't./Tight Ends
2014: Tight Ends Coach
2015: Tight Ends Coach/O-Line Ass't
2016: Offensive Line Coach
2013: 5-6; Inaugural Season
2014: 5-6
2015: 2-10, 0-8; Inaugural FBS Season
2016: 4-8; 3-5; First C-USA wins
Wingate, 2010-12
2010-12: Tight Ends/ Off. Grad Ass't
2011: Long Snappers/Ass't Video
2010: Ass't Off. Line; Dir. of Ops

PLAYING HISTORY:

Wofford, 2006-10
Tight End
2007 Southern Conf. Champions



CHARLIE SKALASKI



*Special Team Coordinator
1st Season
(Florida, 1978)*

Charlotte 49ers head football coach Brad Lambert promoted Charlie Skalaski to the program’s Special Teams Coordinator position, June 6, 2017.

“We’re really excited about the experience Charlie will bring to the program,” Lambert said. “He’s a high-quality person and an excellent coach who has coached at both the NFL and college level. We’re looking forward to what he brings to our special teams.”

Skalaski, who has over 15 years of coaching experience, served as the 49ers’ football analyst working with special teams in 2016. In 2015, he was Associate Head Coach at Eastern Kentucky, where he also oversaw duties as Recruiting Coordinator and Wide Receivers Coach. He coached for the NFL’s Jacksonville Jaguars in 2012 in between stints at Liberty University. With the Jaguars, he was an assistant to the head coach, worked with the Offensive Coordinator and served as an Assistant Wide Receivers Coach. He coached at Liberty from 2003-12 and returned to the program in 2014 as Director of Player Personnel and Recruiting. During his first, 10-year run there, he worked as Recruiting Coordinator (2006-12), Wide Receivers Coach (2004-12) and Tight Ends Coach (2003).

A defensive back during his college days at Florida, Skalaski was a member of three bowl teams: 1974 Sugar Bowl; 1975 Gator Bowl and 1976 Sun Bowl. A 1978 Florida graduate with a degree in criminal justice, he was a graduate assistant for the Gators from 1978-80 while learning from the likes of assistant coaches Mike Shanahan and Steve Spurrier.

After earning his Master’s Degree in Public Administration in 1980, Skalaski worked in the corporate setting for the XEROX Corporation (1981-86) and Steelcase Incorporated (1986-2002). His desire to influence lives brought him back to coaching with the Ridgewood (N.J.) Football Assoc.

“The biggest reason I’m here is because of Brad Lambert,” Skalaski said. “We have the same vision for whole-person development. I will push our players to be the best they can be athletically, academically and socially and I know coach Lambert feels the same way. You never know how successful (you’ve been as a coach) until 15 years later, when you see the type of husbands and fathers and citizens they have become.”

He and his wife, Ann have three children, Sarah, Charlie IV and Jake.



CHARLIE SKALASKI FILE:

Position: Special Teams Coordinator
Hometown: Miami, Fla.
Alma Mater: Florida, 1978
(Criminal Justice)
Florida, 1980
(Master’s: Public Administration)
Family: Wife, Ann
Children: Sarah, Charlie IV & Jake

COACHING HISTORY:

Charlotte, 2016
2016: Football Analyst (Special Teams)
Eastern Kentucky, 2015
Associate Head Coach
Liberty, 2014
Director of Player Personnel; Recruiting
Jacksonville Jaguars, 2013
Ass’t to the Head Coach; Ass’t Wide Receivers
Liberty, 2003-12
2003: Tight Ends Coach
2004-12: Wide Receivers Coach
2006-12: Recruiting Coordinator
Ridgeway (N.J.) Football Association, 1999-02
2002: Assistant Coach, Ridgeway High
Florida, 1978-80
Graduate Assistant

PLAYING HISTORY:

Florida, 1974-77
1974 Sugar Bowl; ‘75 Gator Bowl; ‘76 Sun Bowl



GRIT

OPPORTUNITY

LEADERSHIP

DETERMINATION



JULIAN ALONSO



*Defensive Graduate Assistant
(Catholic University, 2012)*

Julian Alonso is in his second year as a graduate assistant with the 49ers. He joined Charlotte's program after serving two years as an assistant at Wingate University.

At Wingate in 2015, he was the assistant running backs coach and helped with offensive scouting and recruiting. During the 2014 season, Alonso served as the assistant linebackers coach.

Prior to his arrival at Wingate University, Alonso was a training camp football operations intern with the NFL's Carolina Panthers in 2013.

Alonso was part of the University of Hawai'i coaching staff during the 2012-13 season. While at Hawai'i, he served as an undergraduate football assistant to the Rainbow Warriors' special team's coordinator.

Alonso is the Founding General Director of an international non-profit organization called Audible Football Camp which hosts free football camps outside the United States and was the associate camp director and defensive coordinator for a free high school football camp for underrepresented student-athletes, the 4th and 1 Football Camp, based in Jacksonville, Fla.

Alonso received a Bachelor of Arts degree in Psychology and Sociology at West Virginia. He played his scholastic football at Manchester Memorial (N.H.) High School. A running back, Alonso served as a team captain for the Crusaders.

JULIAN ALONSO FILE:

Position: Graduate Assistant
Born: April 21, 1992
Birth Place: Bogota, Columbia
Hometown: Manchester, N.H.
Alma Mater: West Virginia, 2014
(Psychology; Sociology)



LOUIS KRAFT V



*Offensive Graduate Assistant
(Charlotte, 2016)*

After spending four years as an undergrad assistant with the program's video unit, Louis Kraft V is in his second season as a graduate assistant with the 49ers. He worked with the wide receivers, in particular, in 2016.

A 2016 UNC Charlotte graduate with a degree in Special Education, Kraft worked as an undergrad assistant in video operations for the past four years. He assisted in opponent film breakdown, inputting offensive film and in recruiting efforts. In 2012 and 2013 he worked with offensive line and coach Phil Ratliff. In 2014 and 2015 he moved over to the quarterbacks and worked with Offensive Coordinator Jeff Mullen.

His duties included offensive practice film development and study using DV Sport, as well as game film break down and weekly involvement with offensive game plans and scouting.

He graduated from West Rowan High in 2012. A four-year letterwinner for the three-time state champs, Kraft played tight end in high school and also played varsity baseball and basketball.

LOUIS KRAFT V FILE:

Position: Graduate Assistant
Born: May 12, 1994
Birth Place: Salisbury, N.C.
Alma Mater: Charlotte, 2016
(Special Education)






GRIT

OPPORTUNITY

LEADERSHIP

DETERMINATION



NICK SEWAK



*Graduate Assistant
(Georgia Southern, 2016)*

NICK SEWAK FILE:

Position: Graduate Assistant
Born: March 14, 1995
Birth Place: Athens, Ohio
Alma Mater: Georgia Southern, 2016
(Sport Management)

Nick Sewak comes to the 49ers from Georgia Southern, where he spent four years as a long snapper with the Eagles. Born in Athens, Ohio, he moved to Statesboro, Ga. in 1997.

He joined the Eagles football program in 2013-14 and served a red-shirt season. He was a three-time selection to the Sun Belt Conference Commissioner's List (3.5 GPA or higher) and earned Dean's List or President's List honors each semester.

His father, Mike Sewak, is a former Eagle head coach and current Georgia Tech offensive line coach. Both of his parents, Mike and Robin, are Georgia Southern alumni. Robin earned an undergraduate degree from Georgia Southern while Mike holds a master's degree from the school.



WESTON SMITH



*Graduate Assistant
(Charlotte, 2016)*

WESTON SMITH FILE:

Position: Graduate Assistant
Born: April 26, 1994
Birth Place: Kannapolis, N.C.
Alma Mater: UNC Charlotte, 2016
(Geography)
Master's: Missouri Baptist
(Sports Management)

Weston Smith is a former baseball and football player for the 49ers who worked as a student assistant with the football program during the spring 2016 semester. Through the 2016-17 season he was a Graduate Assistant with Missouri Baptist University, where he earned a Master's Degree in Sport Management.

At Missouri Baptist, he served as a graduate assistant/defensive line coach.

He joined the 49ers football team as an undergrad in the spring 2014 semester and remained on the roster through the 2015 season, although he did not see game action. His collegiate career began in 2013 with a red-shirt season as a pitcher with the 49ers baseball team.

Smith is currently pursuing his graduate certificate in teaching at UNC Charlotte.



BRAD QUEEN



*Defensive Line Assistant
(Kentucky Christian, 2011)*

BRAD QUEEN FILE:

Position: Graduate Assistant
Born: April 1, 1987
Birth Place: Greenup, Ky.
Alma Mater: Kentucky Christian, 2011
(Bible and Ministry - Youth Ministry)
Master's: ECU (Sports Administration)

Brad Queen was named to a Defensive Line Assistant non-coaching position prior to the 2017 season after serving as an Offensive Graduate Assistant with the 49ers in 2016.

Queen came from Eastern Kentucky, where he coached for three years before becoming the program's Director of Player Development and Video Coordinator, in 2015. He served as an assistant O-line coach in 2014 and offensive grad assistant in 2012 and 2013.

Queen served two years as the defensive line coach at Kentucky Christian University prior to heading to ECU.

A 2011 graduate from Kentucky Christian, Queen earned first team Mid-South all-conference accolades as a senior defensive lineman in 2009. He also played two years of football at Morehead State in 2005 and 2006.

A native of Greenup, Kentucky, Queen and his wife Clerrinda of Olive Hill, Kentucky, reside in Richmond.



GRIT

OPPORTUNITY

LEADERSHIP

DETERMINATION



CHRIS THOMASSON

Senior Associate Athletic Director for Football

Chris Thomasson, a 12-year veteran administrator, is in his second year as Senior Associate Athletic Director. He had served three years as Associate Athletic Director for football, two years as Associate Athletic Director for Compliance and Championships, four years as Assistant Athletic Director for Compliance and Championships and one year as Director of Compliance and Championships.

Thomasson oversees the athletic department's day-to-day operations for football. He also oversees football facilities and equipment, game management and internal policies and procedures. In addition to the football related responsibilities he serves in an oversight manner for the sports medicine program.

Thomasson has served as department representative on the Chancellor's Committee on Intercollegiate Athletic and was assistant tournament manager for the 2008, 2010 and 2015 NCAA Men's Basketball Tournaments in Charlotte.

A native of Newport News, Va., Thomasson graduated from Christopher Newport University in 1998 with a bachelor's degree exercise science before going on to earn his master's degree in sports leadership from Virginia Commonwealth University in 2005.

Thomasson and his wife Jenn have two children -- daughter Addison and son Maxwell and the family lives in Harrisburg, N.C.



FUTURE NON-CONFERENCE OPPONENTS*

2018:		
Sept. 1	Fordham	Charlotte, N.C.
Sept. 8	Appalachian State	Charlotte, N.C.
Sept. 22	at Massachusetts	Amherst, Mass.
Nov. 3	at Tennessee	Knoxville, Tenn.
2019:		
Aug. 31	Gardner-Webb	Charlotte, N.C.
Sept. 7	at Appalachian State	Boone, N.C.
Sept. 14	Massachusetts	Charlotte, N.C.
Sept. 21	at Clemson	Clemson, S.C.
2020:		
Sept. 5	at Tennessee	Knoxville, Tenn.
Sept. 12	Norfolk State	Charlotte, N.C.
Sept. 19	at Duke	Durham, N.C.
Sept. 26	Georgia State	Charlotte, N.C.
2021:		
Sept. 4	Duquesne	Charlotte, N.C.
Sept. 11	Duke	Charlotte, N.C.
Sept. 18	at Georgia State	Atlanta, Ga.
Oct. 2	at Illinois	Champaign, Ill.
2022:		
Sept. 10	Maryland	Charlotte, N.C.
Sept. 17	at Georgia State	Atlanta, Ga.
Oct. 1	at Indiana	Bloomington, Ind.
2023:		
Sept. 9	at Maryland	College Park, Md.
Sept. 16	Georgia State	Charlotte, N.C.
Sept. 23	at Indiana	Bloomington, Ind.
2024:		
Sept. 7	at North Carolina	Chapel Hill, N.C.
2025:		
Sept. 6	North Carolina	Charlotte, N.C.

* information subject to change





JIM DURNING



Director of Strength & Conditioning
(Marshall, 1992)

Jim Durning was announced as the 49ers Strength and Conditioning Coach for Football, July 3, 2012 and helped lay the 49ers foundation during the 2012 red-shirt season and into the first four years of competition. He spent the previous 13 years as strength and conditioning coach at James Madison.

“Jim’s been ultra-successful as a strength coach at James Madison University,” Lambert said. “They’ve been very successful and the strength program plays a huge role in that. It’s the most important room you have in building strength, speed and toughness. The results you have in the weight room are such a big factor in the success you have on the field.”

Durning, a December, 1992 graduate of Marshall who captained the Thundering Herd’s 1992 National Championship team, was a strength coach at Georgia before joining coach Mickey Matthews at JMU. He got his start as a graduate assistant at Marshall from 1994-96, including its 1995 national finalist season. Georgia appeared in two bowl games during his time, there.

“He was at the University of Georgia when I was there so I know what type of program he’s going to run and how he’ll treat our student-athletes,” Lambert added. “I’ve gotten to see him evolve as a player and now through the profession as an assistant to running a successful program for several years. He has experience going through the process of building and moving in to a new facility. We targeted Jim early and were fortunate to get him.”

During his time at James Madison, he helped the Dukes to six FCS playoff appearances including the 2004 National Championship run and a trip to the 2008 National Semifinals. James Madison was 96-61 in his 13 years. Durning, who grew up in Wilmington, Del., and his wife, Nancy, have four children: Alexandria, Morgan, Mason and Colin.



JIM DURNING FILE:

Head Strength & Conditioning Coach
Born: November 27, 1969
Birth Place: Cumberland, Md.
Alma Mater: Marshall, 1992
(Liberal Arts)

PREVIOUS EXPERIENCE:

James Madison, 1999-2011
Georgia, 1997-98
Marshall, 1994-96



JOHN PATRICK

Assistant Strength & Conditioning Coach



NICK COOK

Strength & Conditioning Intern



STRENGTH & CONDITIONING

The 49ers' 7,075-square-foot Strength Training Suite is the pride of the Judy W. Rose Football Center. With windows overlooking the stadium, the weight room is equipped with top of the line training equipment to allow student-athletes ample opportunity to maximize physical attributes.

The multi-purpose bench area, which utilizes an array of traditional and cutting edge strength training tools, is contained on Mondo flooring with inlaid platforms. The suite also includes synthetic turf floor space for year-round speed and agility training.

No areas of the spacious room are wasted in the carefully designed layout and the presence of a wide variety of training equipment makes every workout a unique experience.

Head strength and conditioning coach Jim Durning was able to participate in the design and took the lead in outfitting the room to his specifications.

By being involved on the front end, Durning is able to assure the student-athletes get the absolute most out of each and every workout.





KEVIN DONNALLEY



Director of Student-Athlete Development (North Carolina, 1991)

Longtime NFL star Kevin Donnalley has assisted with the 49ers in a variety of ways since the 2013 inaugural season. He is now in his second year as Director of Student-Athlete Development.

In 2014, he was a strength and conditioning intern. In 2015, he was earmarked for a role in student-athlete development, but took over as Offensive Line Coach in August following the passing of Phil Ratliff.

In 2016, he returned to his administrative position as Director of Student-Athlete Development. He also maintains the football program’s social media accounts and organizes the prospect and little Niners camps.

He has been the color analyst on the 49ers game-day radio broadcasts alongside play-by-play man Matt Swierad, beginning with the inaugural season of 2013. He did take a one-year hiatus from that role in 2015 when he served as O-Line coach.

A 1991 graduate of North Carolina, Donnalley played 13 seasons in the NFL on the offensive line. His NFL career began with the Houston Oilers, from 1991-96, where he enjoyed three playoff runs. In 1997, he played for the Tennessee Titans before heading to the Miami Dolphins from 1998-2000 for three straight playoff seasons. He completed his career with three seasons with the Carolina Panthers that included a run to Super Bowl XXXVIII in his final season.

Donnalley and his wife Erica have three children: Kayla, 21; Thomas, 19 and Matthew, 17.



KEVIN DONNALLEY FILE:

Director of Student-Athlete Development
 Born: June 10, 1968
 Birthplace: St. Louis, Mo.
 Raised: Raleigh, N.C. (Athens Drive H.S.)
 Alma Mater: North Carolina, 1991 (Economics)
 Family: Wife: Erica
 Children: Kayla, Thomas, Matthew

EXPERIENCE:

Charlotte, 2013-16
 2013-14, 16: Color Analyst, 49ers radio
 2014: Strength & Conditioning intern
 2015: Offensive Line coach
 2016: Student-Athlete Development



Former 49ers come together for the 49ers 2017 Spring Game.



STUDENT-ATHLETE DEVELOPMENT

The 49ers prioritize the overall development of the student-athlete and have created a position that assists the players in a variety of ways. The office oversees community service projects, community outreach and life skills speakers' appearances while assisting student-athletes in career development and internship opportunities.

Director Kevin Donnalley orchestrates, among other activities, visits to local schools, the team's participation in the athletic department's Education Day, autograph-signing opportunities, and even an annual appearance in the nearby Harrisburg, N.C. 4th of July Parade. He has placed several speakers in front of the team, including Tony Porter, "A Call to Men"; Jimmie Lee Kirkpatrick (first African American player at local Myers Park High), "Race and Sports", Inky Johnson, "Perseverance" and US Army Captain Scott Rankin, "Commitment".

In addition, he maintains contact with 49ers football alumni and runs the team's Alumni Golf Tournament held the Friday before the team's Spring Game, in April. He also runs the program's charitable "Round for Ratliff" Golf Tournament that benefits the family of former O-Line coach Phil Ratliff and unites the Marshall (Ratliff's alma mater) and 49ers football communities.

In the meantime, Donnalley adds his own flair to the position by running the program's social media accounts and being a popular resource for area media.





AJ LUKJANCZUK



*Director of Athletic Training
Head Football Athletic Trainer*

A.J. Lukjanczuk was brought in as the 49ers Head Athletic Trainer for Football in 2012. He was the Associate Athletic Trainer and Head Football Trainer at Elon University for the previous seven years.

Prior to joining Elon in 2005, he served as Assistant Athletic Trainer for the Berlin Thunder of NFL Europe for one season and was a seasonal assistant athletic trainer with the New York Jets in 2003 and 2004.

A 2002 graduate of Elon, Lukjanczuk completed his Masters at Northwestern State in 2004 while serving as Graduate Assistant Athletic Trainer from 2002-04.

AJ, his wife, Shelley have two children, Katherine and Keira Belle. They live in Indian Trail.



JUSTIN WALKER

Assistant Athletic Trainer



MATT HANCOCK

Assistant Athletic Trainer




SPORTS MEDICINE

All medical care for a student-athlete begins with the athletic trainer. The athletic trainer has specific training and knowledge for each sport allowing them to work closely with team physicians, coaches, strength and conditioning staff, and student-athletes to design workouts that will improve their athletic ability.

More importantly, athletic trainers are able to evaluate student-athletes to identify conditions that may predispose them to injury then prepare and execute a plan to remedy the condition. Athletic trainers are in a unique position to provide care as they have a solid relationship with student-athletes before they ever have a medical issue.

Injuries, however, are a part of athletics. If an injury does occur, athletic trainers are present at all team activities both home and away. They are able to see it happen, immediately provide acute care, formulate and execute a rehabilitation plan to quickly and safely return the student-athlete to competition.



SPORTS PERFORMANCE TEAM

The sports performance team was developed during a brain storming session with head coaches during the fall of 2007. It was the desire of the coaching staff to have resources centralized to assist teams and individual student-athletes with the rigorous demands of being a student-athlete. A sample of topics that are addressed by the sports performance team are: Nutrition; Sport Psychology; Time Management/Counseling Needs; Eating Behaviors; Supplement Education; Healthy Relationships.

SPT Professionals are available for individual consultation, team meetings and assist with the Life Skills program by conducting relevant workshops open to all varsity student-athletes.





LISA HIBBS



Director of Athletic Academic Center

Lisa Hibbs has served as the Director of the Athletic Academic Center since 1993 and has overseen the program's growth into two spacious facilities: at the Judy W. Rose Football Center and at the Miltimore-Wallis Athletics Training and Academic Center.

The Athletic Academic Center employs a professional staff of full-time academic advisors, a graduate assistant and a corps of tutors and monitors and is complete with study areas and computer labs. Under Hibbs' leadership, the 49ers student-athletes broke the 3.0 mark for the first time in the Fall 2006 semester. For the fall 2016 semester 223 (59%) student-athletes received academic honors (3.0 and higher for the semester). The spring 2017 semester saw 185 (54%) student-athletes receive academic honors (3.0 and higher for the semester).

Hibbs came to the Athletic Academic Center after serving as Assistant Director of Admissions at Charlotte for four years. She graduated from Appalachian State in May 1986 with a B.S. in Communications/Public Relations and a minor in Marketing. She earned a M.A. in Speech Communications from Wake Forest in December 1987. A native of Monroe, N.C., where she and her husband, Charlotte baseball coach Loren Hibbs, live with their daughter Lanie Rae. Their oldest Tyson played baseball and graduated from Charlotte in 2009 and their daughter, Erin also graduated from Charlotte in 2012.

AAC SUCCESS:

In the Spring of 2017, 203 49ers student-athletes were named to the C-USA Commissioner's Honor Roll (GPA of 3.0 or higher). 43 earned the Commissioner's Academic Medal (GPA of 3.75 or higher).

The 49ers regularly donate between 2,500-3,000 hours of community service to various schools, hospitals, charities and organizations throughout the Charlotte area.

Former football Scholar-Athlete of the Year Lee McNeill earned a 2017 C-USA Jim Castaneda Postgraduate Scholarship while Calum Montgomery (men's soccer) and Haley Pace (softball) were named CoSIDA Academic all-Americans.

Fifty student-athletes were named to the Chancellor's List by earning GPA's of 3.8 and higher for the fall semester and 54 for the spring semester. Thirty-six student-athletes had perfect 4.0's in the fall and a record 48 in the spring.

ACADEMIC SUCCESS

FALL, 2016

SPRING 2017

PERFECT 4.0
Lee McNeill

PERFECT 4.0
Tyriq Harris

CHANCELLOR'S LIST (3.8+)
Trent Bostick
Jack Wellenhofer

Ben Jacques
Lee McNeill
Jack Wellenhofer

DEAN'S LIST (3.4-3.79)
Christian Asher
Nick Cook
Kyle Corbett
Jaelin Fisher
Jacione Fugate
Daniel Rose
Joe Thompson

CHANCELLOR'S LIST (3.8+)
Sean Bernard
Tyriq Harris
Ben Jacques
Jack Wellenhofer

ATHLETIC DIRECTOR'S LIST (3.0-3.39)
Brandon Banks
Brooks Barden
Jarred Barr
Justin Bolus
Zach Bumgarner
Anthony Butler
Ryan Carriere
Robert Cheatem
Anthony Covington
Jamal Covington
Cam Darley
Kedrick Davis
Markevis Davis
Ben DeLuca
Darren Drake
Ben Ellis
Juwan Foggie
Tyriq Harris
Dakota Hopper
Timmy Horne
Javarris Jett
Lee McNeill
Mitch Monska
Larry Ogunjobi
Kevin Olsen
Hayden Pezzoni
Luke Prevet
EJ Rhinehart
Jeremy Silinski
Keaston Sinicki
Robert Tyler
Carl Yonter
Wolfgang Zacherl

DEAN'S LIST (3.4-3.79)
Christian Asher
Ryan Carriere
Nick Cook

ATHLETIC DIRECTOR'S LIST (3.0-3.39)
Blake Brewer
Chris Brown
Cameron Clark
Tommy Doctor
Juwan Foggie
Jacione Fugate
Christian Haynes
Darius Irvin
Lee McNeill
Luke Prevet
Zane Tally
Jackson Vansickle
Wolfgang Zacherl



ACADEMIC SERVICES

A 3,400-square foot Athletic Academic Center (AAC) and tiered classroom are included in the 46,150 square-foot Judy W. Rose Football Center.

The Academic Center includes study carrels, tutor rooms, and academic advising offices. The tiered classroom seats 110 and is available for class and team meetings. The AAC includes a computer lab complete with 30 flat screen computers.

The Academic Center, which overlooks McColl-Richardson Field, allows convenient access for student-athletes around practice, strength training and team meeting schedules, which allows student-athletes to be as efficient as possible with their time.

In addition, student-athletes can take advantage of the Athletic Academic Center at Halton Arena, which is more



Rose Center AAC

Athletic Academic Center not only provides academic advising services, an environment for study and computer lab access. The AAC also provides tutorial services, resume writing assistance and oversees the 49ers priority registration privileges, academic recognition and the Life Skills program.

The 49ers Life Skills program helps guide our student-athletes toward well-rounded personal success. The Life Skills program reinforces the commitment to academic and athletic excellence but also provides programming geared toward personal and career development and a commitment to service.




Halton Arena AAC

MISSION STATEMENT:

The Charlotte 49ers Athletic Academic Center is committed to assisting all Charlotte varsity student-athletes in achieving academic and personal success at the university by providing support services designed to meet their unique needs and ensuring student-athlete compliance with all National Collegiate Athletic Association, Conference USA and university regulations.

accessible from the center of campus for breaks between classes. Either way, the student-athletes are given a pair of great academic environments that are convenient to either their class or football schedules.

Lisa Hibbs, Director of the Athletic Academic Center, oversees the academic services location at the Rose Football Center. In her time with the 49ers, she has seen the department flourish with the addition of its academic services facilities. The new location at the Rose Center will maintain that same learning environment that has been so successful for the 49ers.



MARK VERBURG

Athletic Academic Center



JESSICA KYLLO

Athletic Academic Center



ASHLEIGH SMITH

Athletic Academic Center



TREVOR LAMBERT



*Director of Operations
(Kansas State, 2008)*

Trevor Lambert was one of the original members of head coach Brad Lambert's football staff. Hired in the spring of 2011, he serves as the program's Director of Football Operations.

A native of Minneapolis, Kansas, he spent three seasons at Wake Forest where he was the Video and Football Operations intern.

He graduated from Kansas State University in May, 2008 with a double major in accounting and finance. While at Kansas State he worked as an equipment manager for three years under Bill Snyder and the last two years under Ron Prince.



He was a manager for the 2003 Big 12 Championship team that played in the 2004 Fiesta Bowl and the 2006 Texas Bowl team.

The son of Danielle Perry of Minneapolis, Kan., and Thad Lambert of McCook, Neb., he is the nephew of head coach Brad Lambert. He and his wife, Melanie, were married in 2015.



TREVOR LAMBERT FILE:

Position: Director of Operations
Born: July 11, 1984
Birth Place: Minneapolis, Kan.
Alma Mater: Kansas State, 2008
(Accounting & Finance)

PREVIOUS EXPERIENCE:

Wake Forest, 2008-2010
Video and Football Operations
2008 EagleBank Bowl
Kansas State, 2003-2007 (student)
Equipment Manager
2003 Big 12 Champions
2004 Fiesta Bowl
2006 Texas Bowl





GRIT

OPPORTUNITY

LEADERSHIP

DETERMINATION



DEMETRIUS GIBSON

Director of Equipment Operations

Demetrius Gibson joined the 49ers football staff as Director of Equipment Operations, Spring, 2015. His responsibilities include the purchase, maintenance, issue and inventory of all equipment, the coordination of daily laundry and transportation of equipment.

A graduate of Georgia, where he was a student manager for four years, he is certified by the Athletic Equipment Managers Association, he has served on several equipment advisory boards, including Schutt Sports, Douglas Protective Equipment, and McDavid.

Gibson joined the 49ers after a fourteen-year stint at Wake Forest, where he served as the director of equipment operations. He also spent five years at the U.S. Naval Academy as assistant equipment manager for football and as head equipment manager for other sports.



BEN GROBE

Football Video Coordinator (Ohio University, 2002)

Ben Grobe joined the 49ers staff as Assistant Director of Football Operations in July, 2012 and was hired as Football Video Coordinator for the 2017 season.

A four-year letterwinner at Ohio University, he graduated in 2002 with a degree in Health Care Administration and he served an internship in the school's Athletic Training Department in 2002. From 2010 through 2011, he spent two years as Linebackers Coach at Charlotte's Hough High School.

He is the son of former Wake Forest coach Jim Grobe.



CLARK HARMON

Director of Player Personnel





PHIL RATLIFF

**OFFENSIVE LINE COACH
RECRUITING COORDINATOR**

*from 2012-2015
(Marshall, 1994)*

Passed Away Aug. 9, 2015



Charlotte 49ers offensive line coach and recruiting coordinator Phil Ratliff passed away, Sunday, Aug. 9, 2015.

Ratliff was entering his fourth season with the 49ers. He joined the program in January of 2012, as Charlotte welcomed in its first recruiting class and coached through a red-shirt season in preparation for the inaugural campaign in 2013. Ratliff was on the sidelines for the 49ers in 2013 and 2014 and helped Charlotte prepare for the 2015 season when the 49ers made their debut in the FBS as a member of Conference USA.

He is remembered for his loving spirit, the spectacular impact he made on others and his positive outlook on life.

Ratliff and his wife, Jenni, have two children, Haley and Dylan.

“He was an infectious guy. Everybody he came in contact with – high school coaches; prospects; players – everybody loved the guy,” said 49ers head coach Brad Lambert, who was on the coaching staff at Marshall when Ratliff played for the Thundering Herd from 1989-92. “He’s the kind of husband and father that you want in your program and he taught everyone around here how to love: To love big and to build relationships on a daily basis.”

“It’s such a huge loss,” Lambert continued. “We have lost one of our best friends. We will carry on his traditions and keep his family involved in our program. They are a part of our family and always will be.”

“Phil was one of those people that made everyone feel good even on a bad day,” added Director of Athletics Judy Rose. “His ability to relate to people is one of the very reasons he will be missed. You really cannot replace Phil Ratliff. He has impacted many lives and the 49ers family is heartbroken. Our focus now is on providing the necessary support to the student-athletes, staff and Ratliff family during this difficult time. Our thoughts and prayers continue to go out to Jenni, Haley and Dylan.”

Ratliff was hired January 1, 2012 after a six-year stint at his alma mater. A two-time all-America at Marshall, Ratliff was a part of the Herd’s 1992 NCAA I-AA National Championship team and was inducted into the Thundering Herd Hall of Fame. He served as tight ends coach, there, from 2006-11 before coming to Charlotte. He also coached at James Madison, where he helped the Dukes to the 2004 NCAA I-AA National title.



“Our team knows how he went about it every day,” Lambert added, “and that’s what we’re going to try to do to honor him: come every day with the intensity he came with, the positivity he came with and the impact on other people’s lives that he came with. That’s what he left us and that’s what we’ve got to push forward with. He taught us how to love people and love each other and he was so positive every day.”

PHIL RATLIFF FILE:

Position: Offensive Line Coach
Recruiting Coordinator
Born: Nov. 12, 1970 Died: Aug. 9, 2015
Birth Place: Louisa, Ky.
Alma Mater: Marshall, 1994
(Elementary Education)
Family: Wife, Jenni
Children: Haley and Dylan

COACHING HISTORY:

Charlotte, 2012-14
2012-14: Offensive Line; Recruiting Coord
2013: 5-6; Inaugural Season
2014: 5-6

Marshall, 2006-11
2006-11: Tight Ends
2009: Little Caesars Pizza Bowl
2011: Beef O’Brady’s Bowl

James Madison, 2004-05
2004 NCAA I-AA National Champs
Spring Valley H.S. (W. Va.), 2000-03
Lawrence County (Ky.), 1994-99
Marshall, 1993 - Student Assistant

PLAYING HISTORY:
Marshall, 1989-92 (Offensive Lineman)
Two-time all-America; Captain
1992 NCAA I-AA National Champs
Thundering Herd Hall of Fame





GRIT

OPPORTUNITY

LEADERSHIP

DETERMINATION

ADMINISTRATIVE STAFF



Judy Rose
Director of Athletics



Darin Spease
Deputy Athletic Director



Kim Whitestone
Executive Associate
Athletic Director



Chris Thomasson
Senior Associate A.D.



Mike Hummer
Executive Director,
Athletic Foundation



Scott Byrd
Associate A.D.



Dan DeVos
Director, Annual Fund



Chris Everett
Director of Student-
Athlete Development



John George
Associate A.D.



Nick Konawalik
Associate A.D.



Kelly Weatherman
Assistant Director,
Athletic Foundation



Tom Whitestone
Associate A.D.



Tod Rosensweig
IMG

ATHLETICS STAFF

Athletic Academic Center

Lisa Hibbs
Mark Verburg
Jessica Kylo
Ashleigh Smith
Keisha Slocum
Caroline Higgins
Kristen Lyon

Athletic Foundation

Mike Hummer
Dan DeVos
Michael Garrett
Tammy Roland
Brittany Kicklighter

Business Office

Darin Spease
Susan Carter

Elena Mele
Heather Nance
Cindy Olesen

Compliance

Scott Byrd
Hank Harrawood
Mark Lacey

Executive Office

Judy Rose
Kim Whitestone
Allison Miles Roach

Facilities

Nic Ryan
Nick Arkyns

IMG

Tod Rosensweig
Scott Auker
Brandon Orr

IT

Matt Messina

Marketing

Nick Konawalik
Allie Ewing
Megan Meade

Media

Production

Joe Proszek
Alex Farkas

Media Relations

Tom Whitestone
Brent Stastny
Travis Woods
Sean Fox

Spirit Groups

Jeffrey Miller
Adam Thomas
Danielle Terrell

Sports Medicine

AJ Lukjanczuk
Justin Walker
Matt Hancock
Adam Jordan
Jen Winningham
Katrina Gallo
Andrew Schneider
Renee Hirsbrunner
Ryan Jett
Kristin Horton
Abby Waldo
Ashley Lindahl
Kailyn Overcash
Kevin Thornton

Strength & Conditioning

Jim Durning
Darric Honnold
Stacy Hummer

John Patrick
Tom Beckvermit
Nick Cook

Student-Athlete

Development
Chris Everett

Ticket Office

John George
Nikki Mirth
Cameron George
Caleb Weith

DR. JEFFREY LEAK

Faculty Athletic Representative



2017
CHARLOTTE 49ERS
FOOTBALL

THE PLAYERS





#StateofCharlotte

Sixty-one Charlotte 49ers hail from North Carolina. Twenty-eight are from the Charlotte region. The roster represents 35 cities and towns from Asheville to Wilmington.

APEX (1)

Middle Creek
George Maya

ASHEVILLE (1)

Asheville
Markevis Davis

BELMONT (1)

South Point
JT Starr

CARY (2)

Cardinal Gibbons
Nick Carroll
Panther Creek
Julian Wheaton

CHAPEL HILL (1)

Chapel Hill
Alex Duncan

CHARLOTTE (14)

Independence
Workpeh Kofa
Charlotte Catholic
Karrington King
Angel Marrero
Charlotte Christian
Jackson VanSickle
Hough
Christian Young
Mallard Creek
Anthony Covington
Nafees Lyon
Zane Tally

Vance

Chris Brown
Anthony Butler
Victory Christian
Tim Baten
Michael Holmes
West Charlotte
Javarris Jett

CONCORD (2)

Central Cabarrus
Hasaan Klugh
Jay M. Robinson
Javonte Misenheimer

DENVER (1)

East Lincoln
Cameron Dollar

DURHAM (2)

Cardinal Gibbons
Will Graham
Northern Durham
Cade Barnhill

FAYETTEVILLE (2)

E.E. Smith
Nigel Macauley
St. Paul's
Ernest King

GREENSBORO (1)

Ben L. Smith
Cameron Clark

HARRISBURG (1)

Hickory Ridge
Nate Mullen

HICKORY (1)

Shelby
Calvin Camp

HIGH POINT (1)

High Point Central
Juwan Foggie

HUNTERSVILLE (1)

East Gaston
Robert Washington

INDIAN TRAIL (1)

Marvin Ridge
Isaiah Harris

IRON STATION (1)

East Lincoln
Chris Tomberlin

JACKSONVILLE (1)

Southwest Onslow
Christian Haynes

KANNAPOLIS (1)

AL Brown
Sherard Sutton

KERNERSVILLE (3)

East Foryth
Garrison Duncan
Zach Duncan
Brian McDonough

MATTHEWS (2)

Butler
Benny LeMay
Uriah LeMay

MOCKSVILLE (1)

Davie
Chris Reynolds

MOUNT HOLLY (1)

East Gaston
TJ Sanders

PINEHURST (1)

Pinecrest
Kyle Corbett

RALEIGH (1)

Needham Broughton
Wolfgang Zacherl

ROCKINGHAM (2)

Richmond Senior
Trent Bostick
Antoine Shaw

ROCKY MOUNT (1)

Rocky Mount Senior
Jack Wellenhofer

SHELBY (1)

Crest
DeQuondre Wilson

STATESVILLE (1)

Statesville
Luke Prevette

WADESBORO (1)

Anson
Timmy Horne

WAKE FOREST (4)

Heritage
Jeff Gemmill
Zach Gemmill
Wake Forest
Brooks Cunningham

WACO (1)

Burns
Chris Montgomery

WAXHAW (3)

Marvin Ridge
D'Mitri Emmanuel
Isaiah Harris
Josh Snapper

WHISPERING PINES (1)

Union Pines
Ben Bowbliss

WILMINGTON (2)

Eugene Ashley
Alex Highsmith
New Hanover
Jon Hardy





CHARLOTTE 49ERS 2017 FOOTBALL ROSTER (NUMERICAL)

No.	Player	Pos.	Ht.	Wt.	Cl.	Hometown/H.S./Previous School
2	Ed Rolle	DB	5-11	190	Jr.	Miami, Fla./Carol City/Garden City (Kan.) C.C.
3	Mark Quattlebaum	WR	5-10	160	R-Jr.	Cartersville, Ga./Cartersville
4	Chris Montgomery	WR	5-9	166	Sr.	Waco, N.C./Burns
5	T.L. Ford II	WR	6-2	206	Sr.	Cartersville, Ga./Cartersville
6	Workpeh Kofa	WR	6-1	206	R-Jr.	Charlotte, N.C./Independence
7	Hasaan Klugh	QB	6-1	192	R-Jr.	Concord, N.C./Central Cabarrus/NC A&T
8	Markevis Davis	LB	6-1	200	Sr.	Asheville, N.C./Asheville
9	Uriah LeMay	WR	6-2	208	R-Sr.	Matthews, N.C./Butler/Georgia
10	Cameron Bent	WR	6-0	180	Fr.	Bluffton, S.C./Bluffton
10	Tyriq Harris	LB	6-2	245	R-So.	Roanoke, Va./Hidden Valley
11	Mic Roof	QB	6-3	190	Fr.	Duluth, Ga./Buford
11	Quinton Jordan	DB	6-1	170	Jr.	Seat Pleasant, Md. / Frederick Douglass / Fort Scott C.C.
12	Brooks Barden	QB	6-3	212	R-Jr.	Cartersville, Ga./Cartersville
12	Alex Duncan	DB	5-9	187	R-Jr.	Chapel Hill, N.C./Chapel Hill/Navy
13	Zach Duncan	DL	6-2	253	R-Jr.	Kernersville, N.C./East Forsyth
13	Daniel Rose	WR	6-1	166	R-So.	Orlando, Fla./Freedom
14	Michael Holmes	LB	6-3	250	R-So.	Charlotte, N.C./Victory Christian
14	Joe Thompson	QB	6-1	197	R-Fr.	Ashburn, Va./Stone Bridge
15	Marquavis Gibbs	DB	6-0	186	So.	West Palm Beach, Fla./Suncoast/Coffeyville C.C. (Kan.)
16	Darius Irvin	LB	6-0	200	R-So.	Winter Garden, Fla./Foundation Academy
16	Victor Tucker	WR	5-11	170	Fr.	Miami Gardens, Fla./Carol City
17	Anthony Butler	LB	6-0	214	So.	Charlotte, N.C./Vance
17	Chris Reynolds	QB	5-11	195	Fr.	Mocksville, N.C. / Davie
18	Cameron Dollar	WR	6-2	195	Fr.	Denver, N.C./East Lincoln
18	Jackson Vansickle	K	6-1	207	R-So.	Charlotte, N.C./Charlotte Christian/Virginia Tech
19	Cade Barnhill	WR	6-4	200	Fr.	Durham, N.C. / Northern Durham
20	Robert Washington	RB	5-10	227	So.	Huntersville, N.C./East Gaston
21	Brooks Cunningham	WR	6-2	178	R-So.	Wake Forest, N.C./Wake Forest High/Louisburg
21	Juwan Foggie	LB	6-1	237	R-Jr.	High Point, N.C./High Point Central
22	Angel Marrero	WR	5-9	150	Fr.	Charlotte, N.C. / Charlotte Catholic
22	JT Starr	DB	6-2	180	R-Fr.	Belmont, N.C./South Point
23	Anthony Covington	DB	5-10	180	R-Sr.	Charlotte, N.C./Mallard Creek/Appalachian State
23	Kameron Duncan	RB	5-10	195	Fr.	Ocala, Fla./West Port
24	Nafees Lyon	DB	5-9	179	R-So.	Charlotte, N.C./Mallard Creek
25	Denzel Irvin	DB	6-0	184	R-Jr.	Winter Garden, Fla./Foundation Academy
26	Jacione Fugate	DB	5-10	180	R-Fr.	Hampton, Va./Kecoughtan
27	Ben Bowbliss	DB	6-2	195	Fr.	Whispering Pines, N.C. / Union Pines
28	Ben DeLuca	DB	6-1	194	So.	Orlando, Fla./Bishop Moore
29	Calvin Camp	WR	5-10	160	Fr.	Hickory, N.C. / Shelby
30	DeQuondre Wilson	WR	6-1	180	Fr.	Shelby, N.C. / Crest
31	Jai Erwin	LB	6-1	215	Fr.	Acworth, Ga./North Cobb
32	Sean Bernard	LB	6-3	240	Jr.	Wichita, Kan./North/Missouri State/Butler C.C.
32	Benny LeMay	RB	5-9	211	So.	Matthews, N.C./Butler
33	Garrison Duncan	LB	6-2	242	R-Sr.	Kernersville, N.C./East Forsyth/Delaware State
34	Jeff Gemmell	LB	6-3	233	R-So.	Wake Forest, N.C./Heritage
35	T.J. Sanders	DB	5-10	175	Fr.	Mount Holly, N.C., / East Gaston
36	Robert Cheatem	DB	6-0	184	R-Fr.	DeLand, Fla./Bishop Moore Catholic
37	Keshaun Woods	DB	5-11	181	R-Fr.	Pahokee, Fla./Pahokee
38	Aaron McAllister	RB	6-0	216	R-Fr.	Live Oak, Fla./Suwanee
39	Kyle Corbett	P/K	6-0	192	R-Fr.	Pinehurst, N.C./Pinecrest
39	George Maya	LB	6-2	207	Fr.	Apex, N.C. / Middle Creek
40	Arthur Hart	P	6-2	216	Sr.	Cedarburg, Wis./Model Secondary School
41	Quinton Jordan	DB	6-1	170	Jr.	Seat Pleasant, Md. / Frederick Douglass / Fort Scott C.C.
41	AJ McDonald	DB	6-0	195	R-So.	Bamberg, S.C./Bamberg-Ehrhardt
42	Henry Segura	LB	6-2	190	Fr.	Tallahassee, Fla./Leon H.S.
43	Noah Brown	P	5-9	175	Fr.	Hickory, N.C./St. Stephens
43	Christian Haynes	DB	5-9	189	So.	Jacksonville, N.C./Southwest Onslow
44	Cody Bartrum	LB	6-0	200	Fr.	Pomeroy, Ohio / Meigs
44	Nigel Macauley	K	5-11	195	Jr.	Fayetteville, N.C./E.E. Smith/N.C. Central
45	Christian Asher	H	6-1	236	R-Jr.	Charlottesville, Va./Woodberry Forest
45	Javonte Misenheimer	LB	6-1	214	Fr.	Concord, N.C. / Jay M. Robinson
46	Alex Highsmith	LB	6-3	235	R-So.	Wilmington, N.C./Eugene Ashley
47	Jack Wellenhofer	LS	6-2	184	So.	Rocky Mount, N.C./Rocky Mount Senior
48	Jonathan Francois	LB	6-1	225	Fr.	North Miami Beach, Fla./Mater Academy Charter
50	Karrington King	LB	6-0	219	R-Sr.	Charlotte, N.C./Charlotte Catholic



GRIT		OPPORTUNITY			LEADERSHIP		DETERMINATION
51	Chris Brown	OL	6-4	304	R-Jr.	Charlotte, N.C./Vance	
51	Christian Young	LB	6-2	219	R-So.	Charlotte, N.C./Hough/South Carolina State	
52	Cam Darley	LB	6-3	259	Jr.	Manning, S.C./Manning	
53	Jalen Allen	OL	6-4	296	Jr.	Indianapolis, Ind./Pike/Hutchinson C.C.	
54	Brian McDonough	LS	5-7	231	R-Jr.	Kernersville, N.C./East Forsyth	
54	Sherard Sutton	LB	6-3	215	Fr.	Kannapolis, N.C./A.L. Brown	
55	Jean Eason	OL	6-3	285	Jr.	Oakland, Ca./Skyline/City College of San Francisco	
56	Will Graham	LB	6-0	225	Fr.	Durham, N.C./Cardinal Gibbons	
58	Johnny Ray	DL	6-3	262	R-Fr.	Mt. Pleasant, S.C./Wando	
60	Darren Drake	OL	6-2	309	Jr.	McDonough, Ga./Luella	
61	Ernest King	DL	6-1	263	Fr.	Fayetteville, N.C. / St. Paul's	
62	Tyler Fain	DL	6-3	287	R-Jr.	Chesapeake, Va./Indian River	
63	Jacob Webb	OL	6-6	260	Fr.	Canton, Ga./Creekview	
64	Nate Davis	OL	6-3	306	R-Jr.	Ashburn, Va./Stone Bridge	
68	Jaelin Fisher	OL	6-1	265	R-Fr.	Nashville, Tenn./Pearl Cohn	
69	Luke Prevette	OL	6-3	267	R-Fr.	Statesville, N.C./Statesville/Maryville	
70	D'Mitri Emmanuel	OL	6-3	300	Fr.	Waxhaw, N.C./Marvin Ridge	
71	Cameron Clark	OL	6-5	287	R-So.	Greensboro, N.C./Ben L. Smith	
72	Jamar Winston	OL	6-9	267	R-Jr.	Irmo, S.C./Dutch Fork/Hutchinson (Kan.) C.C.	
73	David Foust	OL	6-6	265	Jr.	Washington, D.C./Coolidge/Los Angeles Valley	
74	Tim Baten	DL	6-6	265	Fr.	Charlotte, N.C./Victory Christian	
75	Eugene German	OL	6-3	287	R-Sr.	Martinsburg, W.Va./Martinsburg	
77	Wolfgang Zacherl	OL	6-4	290	R-Sr.	Raleigh, N.C./Needham Broughton	
78	Trevor Stacy	OL	6-4	309	R-So.	Huntington, W.Va./Spring Valley	
79	Josh Snapper	OL	6-2	261	R-So.	Waxhaw, N.C./Marvin Ridge	
80	Ben Jacques	H	6-7	247	R-So.	Mt. Pleasant, S.C./Wando	
81	Trent Bostick	WR	6-1	205	R-Sr.	Rockingham, N.C./Richmond Senior	
82	Zach Gemmill	WR	6-2	190	Fr.	Wake Forest, N.C. / Heritage	
83	Nate Mullen	WR	5-8	180	R-So.	Harrisburg, N.C./Hickory Ridge	
84	Ryan Eachus	H	6-1	247	Jr.	Mission Viejo, Ca./Mission Viejo/Orange Coast	
85	Ryan Carriere	H	6-4	249	R-Fr.	Loganville, Ga./Grayson	
86	Antoine Shaw	H	6-4	220	Fr.	Rockingham, N.C./Richmond Senior	
87	Isaiah Harris	DL	6-3	245	Fr.	Waxhaw, N.C./Marvin Ridge	
87	Chris Phillips	H	6-3	230	Jr.	Woodbridge, Va./C.D. Hylton/Los Angeles Valley	
88	RJ Tyler	H	6-3	240	R-Jr.	Wagener, S.C./Wagener-Salley	
89	Jaylen Miller	DL	6-3	260	R-Sr.	Gaffney, S.C./Gaffney/Tennessee/Limestone	
89	Chris Tomberlin	WR	6-0	165	Jr.	Iron Station, N.C./East Lincoln/Gardner-Webb	
90	Tommy Doctor	DL	6-4	256	R-So.	Buffalo, N.Y./Fork Union	
90	Zane Tally	H	6-0	231	R-Jr.	Charlotte, N.C./Mallard Creek/Carson-Newman	
91	Nick Carroll	DL	6-4	259	R-Sr.	Cary, N.C./Cardinal Gibbons	
92	Nick Martin	DL	6-3	287	R-Fr.	Lexington, Ky./Dunbar	
93	Stedman Lucas	LB	6-1	282	R-Sr.	Orangeburg, S.C./Orangeburg Wilkinson/WCU	
94	Javaris Jett	LB	6-0	225	R-Fr.	Charlotte, N.C./West Charlotte	
95	Andrew Favaro	K	5-11	225	Fr.	Knoxville, Tenn. / Webb School	
95	Julian Wheaton	DL	6-2	269	R-So.	Holly Springs, N.C./Panther Creek/Lenoir-Rhyne	
96	Michael Adams	DL	6-2	307	Fr.	Summerville, Ga./Chattooga	
98	Timmy Horne	DL	6-4	301	R-Fr.	Wadesboro, N.C./Anson	
99	Jon Hardy	DL	6-3	288	R-So.	Wilmington, N.C./New Hanover	

Head Coach/Defensive Line: Brad Lambert (Kansas State, 1987)
Offensive Coordinator/Quarterbacks: Jeff Mullen (Wittenberg, 1990)
Defensive Coordinator/Inside Linebackers: Matt Wallerstedt (Kansas State, 1988)
Secondary: James Adams (Wake Forest, 2006)
Offensive Line/Run Game Coordinator: Greg Adkins (Marshall, 1990)
Outside Linebackers/Recruiting Coordinator: Ulrick Edmonds James Madison, 2000)
Wide Receivers: Damien Gary (Georgia, 2005)
Running Backs: Keith Henry (Catawba, 1989)
Tight Ends: Johnson Richardson (Wofford, 2010)
Special Teams Coordinator: Charlie Skalaski (Florida, 1978)
Graduate Assistant: Julian Alonso (West Virginia, 2014)
Graduate Assistant: Louis Kraft V (UNC Charlotte, 2016)
Graduate Assistant: Weston Smith (UNC Charlotte, 2016)
Graduate Assistant: Nick Sewak (Ga. Southern, 2015)
Strength & Conditioning: Jim Durning (Marshall, 1992)
Athletic Trainer: AJ Lukjanczuk (Elon, 2002)
Student-Athlete Development: Kevin Donnalley (North Carolina, 1991)
Football Operations: Trevor Lambert (Kansas State, 2008)



GRIT

OPPORTUNITY

LEADERSHIP

DETERMINATION



CHRISTIAN ASHER

45

6-1; 236; R-Jr.; H/TE
Charlottesville, Va.
Woodberry Forest

At Charlotte: A member of the 49ers third recruiting class, which signed in February, 2014 ... moved to H-back position during Spring 2017 practice season. **2016:** Played in all 12 games without a start ... had a career-best nine tackles .. saw time on the special teams unit as well as linebacker duties ... had high of 3 tackles vs. Elon and 2 in C-USA action vs. FIU ... total of 4 tackles in C-USA play ... named to 2017 C-USA Commissioner's Honor Roll. **2015:** Letterwinner as a red-shirt freshman ... played in six games without a start ... made his debut at Old Dominion, 10/17 ... had two tackles (both solo) at ODU ... played five games against C-USA foes ... non-conference action came at Kentucky ... finished season with 2 tackles. **2014:** Served a red-shirt season.

At Woodberry Forest: A three-time all-state athlete who starred for Clint Alexander's Tigers ... Tigers were prep league champs and ranked #1 in the state for private schools ... played wide receiver, tailback, linebacker and safety during his high school career ... had 292 yards rushing, 202 yards receiving and 8 touchdowns as first-team all-state and all-Central Virginia standout as a junior ... put up 394 yards receiving as team captain in his senior year, earning second team all-state honors ... was a 2nd team all-state tailback as a sophomore ... captain of the Tigers football and indoor and outdoor track teams ... was an all-state track athlete who ran in the 100 and 200 ... Tigers were state champions in both indoor and outdoor track.

Personal: Born March 16, 1995 ... son of Andrea and Oliver Asher ... has four brothers and sisters: Ana, Emily, Alex and Michael ... Father played football at Virginia while sister Ana played volleyball at NC State and rowed crew at Virginia ... brother Alex played football at UNC and Ohio ... Named to Dean's List (3.4 or higher) Fall 2016 ... Athletic Director's List (3.0 or higher) in Spring 2016, Spring 2015, Fall 2015 ... 2016 & 2017 Conference USA Honor Roll.



BROOKS BARDEN

12

6-3; 212; R-Jr.; QB
Cartersville, Ga.
Cartersville

At Charlotte: Signed during the December signing period, 2013 and enrolled for the spring, 2014 semester ... practiced with the team throughout the spring 2014 season. DNP-inj. during 2016 season. **2016:** DNP after suffering collarbone injury ... earned spot on 2017 C-USA Commissioner's Honor Roll. **2015:** Played in seven games, making five starts ... made his college debut and first career start vs. Presbyterian, 9/19 (11-of-17, 84 yds; 1 TD) ... finished season 49-of-99 for 440 yards and 4 TDs with 5 INT ... started last three games ... also threw TD passes at FIU (9-of-12; 82 yds), vs. UTSA (10-20; 127 yds) and at Kentucky (11-of-25; 87 yds) ... threw for a season-high 127 yards vs. UTSA (10-of-20) ... had 13 completions of 15 or more yards ... longest was a 31-yard pass to Kyle Hoffman at Kentucky ... had highs of 11 completions (vs. Presbyterian; at Kentucky) and 25 attempts (at Kentucky) ... had season-high 31 yards rushing at Kentucky. **2014:** Served a red-shirt season.

At Cartersville: A two-time first team AP and Atlanta Journal Constitution all-state selection ... played under his father, Frank Barden ... was named Class AAA AP Offensive Player of the Year as a junior ... was a three-star recruit according to ESPN.com ... had a position rating of #39 and was invited to the Elite 11 Regional QB camp in Atlanta. ... led the Hurricanes to a 24-3 record over the last two years by throwing for nearly 5000 yards and 77 touchdowns ... teammates with Feb., 14 signees T.L. Ford and Mark Quattlebaum, both receivers ... the Purple Hurricanes went 11-2 with an unbeaten 7-0 mark in league play in 2013 ... threw for 2323 yards (211.2/gm) and 41 touchdowns and was named Region 5-AAA Offensive Player of the Year ... in his junior year, the Hurricanes went 13-1, including another unbeaten mark in league play and a Region 5-AAA title threw for 2436 yards and 36 TDs ... in addition to his 4759 yards passing, Barden also rushed for 761 yards and 10 touchdowns over the last two years.

Personal: Born Jan. 30, 1996 Son of Frank and Tammy Barden ... has an older brother, T.J ... Athletic Director's List (3.0 or higher) in Spring 2015, Fall 2015, Fall 2016 ... 2016 and 2017 Conference USA Honor Roll.

Year	G-S	comp-att	TD	INT	Yds	Avg
2015	7-5	49-99	4	5	440	62.9
Total	7-5	49-99	4	5	440	62.9

SINGLE-GAME BESTS	CAREER	'15 SEASON
Yards	127	127
TDs	1	1
Long Completion	31	31



TRENT BOSTICK

81

6-1; 205; R-Sr.; WR
Rockingham, N.C.
Richmond Senior

At Charlotte: 49ers second-leading receiver through program's first four seasons, despite sitting out the 2016 season as a red-shirt ... career numbers rank second all-time with 1416 receiving yards, 9 receiving TDs and 107 receptions ... played in 32 of the 49ers' 34 games over the 49ers' first three seasons, starting each of the 32 he played ... owns two 100-yard receiving games ... part of the 49ers second-ever recruiting class. **2016:** Sat out season as a red-shirt. **2015:** One of seven to start all 12 games during 49ers inaugural season at the FBS level as a member of Conference USA ... Second on team with 32 catches for 457 yards (career-high 14.3/catch; 38.1/gm) ... had three TD catches: six yards in win over Presbyterian; 42 yards vs. UTSA and 56 yards at Rice in season finale ... 56-yard TD catch was his first of 50+ yards ... had a season-high 5 catches at Old Dominion (57 yds) and at Rice (96 yds) ... 96 yards at Rice was his most for the year ... also had 3 catches for 79 yards vs. UTSA ... had five games with 40+ yards ... led the team with 12 catches of 15 or more yards and six of 30+ yards ... Game Captain for first-ever FBS game and as a member of C-USA at Georgia State and at ODU ... Named to Athletic Director's List (3.0 or higher) in Spring 2016. **2014:** Played in nine of 11 games, making starts in each ... second on team with 33 catches, 365 yards and 40.6 yards/game receiving average ... had 2 touchdown catches: 13-yard at The Citadel; 9-yard vs. Wesley ... longest catch was a 51-yarder at Johnson C. Smith ... had high of 7 catches vs. James Madison (for 68 yards) and 6 catches for 68 yards vs. Wesley ... season-high 92 yards receiving vs. Johnson C. Smith ... credited with a tackle at NC Central ... wore honorary #49 jersey vs. #2/#3 Coastal Carolina ... served as a game captain vs. James Madison and Wesley ... flag carrier at NCCU. **2013:** Started all 11 games of the 49ers inaugural season as a true freshman ... was the lone true freshman among the 12 players that started each game ... will go down as the first



GRIT

OPPORTUNITY

LEADERSHIP

DETERMINATION

true freshman to make a start as a position player (only true frosh to start inaugural game vs. Campbell, Aug. 31) ... was second on the team with 594 receiving yards, third with 42 catches and boasted a team-best 14.1 yards per catch ... averaged 54.0 yards per game ... had two of the 49ers three 100-yard receiving games (114 vs. Charleston Southern, Oct. 26; 107 vs. #24 Gardner-Webb, Oct. 5) ... made four touchdown catches, including a 48-yarder for go-ahead TD during the 49ers 4th-quarter comeback in a 53-51 win over #24 Gardner-Webb, Oct. 5 (the 49ers first-ever win over an FCS top 25 team) ... that TD was one of three scores for the 49ers on three straight offensive plays ... also had a 47-yarder in Game 1 vs. Campbell to give him two of the 49ers three longest TD receptions of the season ... added a 30-yard TD vs. Chowan, Sept. 7 and a 23-yarder at Presbyterian, Sept. 28 ... 49ers won all four games in which Bostick had a receiving TD ... three of his TD's capped scoring drives of under 1:30 (Charlotte had 18 such quick strike TD's) ... second on team with 13 catches of 15 or more yards ... owned the three highest single-game receiving averages (yards per catch): 22.8 at CSU; 20.8 vs. Campbell; 20.6 at Presbyterian ... 9 catches at #24 GWU matched the 49ers season-high ... one of the three designated Flag Carriers that led the 49ers onto the field in Game 3 vs. North Carolina Central.

At Richmond Senior: Helped head coach Paul Hoggard lead the Raiders to an 11-2 record ... was named all-Southeastern AAAAA Conference in both 2011 and 2012 ... Richmond Senior's top receiver.

Personal: Born on Feb. 26, 1995 ... parents are Trendee Bostick and Chad Blue ... Trent is the oldest child with four sisters: Sha, Paloria, Jali and Nirra Blue and one brother, Stanley Gould ... Sociology major ... Perfect 4.0 GPA in Fall 2016 to earn spot of Chancellor's Lost (3.8 GPA or higher).

Year	G-S	Rcv	Yds	Avg	TD*	Avg/G
2013	11-11	42	594	14.1	4/4	54.0
2014	9-9	33	365	11.1	2/2	40.6
2015	12-12	32	457	14.3	3/3	38.1
Total	32-32	107	1,416	13.2	9/9	44.2

* Rec. TD/Overall TD

SINGLE-GAME BESTS	CAREER	'15 SEASON
Yards	114	79
TDs	1	1
Long Catch	51	42



CHRIS BROWN

51

6-4; 304; R-Jr.; OL
Charlotte, N.C.
Vance

At Charlotte: A member of the 49ers third recruiting class, which signed in February, 2014. **2016:** Played in 11 games with 10 starts at left tackle(6) and right tackle (4) ... DNP in season finale at UTSA (inj.) ... helped 49ers average 176.2 yards rushing, 6th in C-USA. **2015:** Played in 10 games with one start in the 49ers inaugural season at the FBS level as a member of Conference USA ... made his first collegiate start as left tackle in season-finale at Rice, Nov. 28 ... first action came vs. Presbyterian, Sept. 12. **2014:** Served a red-shirt season.

At Vance: A first-team all-MECKA 8 Conference offensive lineman for the Cougars for head coach Keith Wilkes ... Named Vance's Lineman of the Year ... Helped Vance to a 9-4 record as a junior, including a 5-2 record in I-Meck play ... GPA of over 3.0.

Personal: Born Feb. 24, 1996 Parents are Edna and Frank Reeder ... has two brothers, Alex Brown and Geoffery Reeder and a sister, Valencia Mills ... likely to major in business management ... enjoys video games and likes to draw.



ANTHONY BUTLER

17

6-0; 214; So.; LB
Charlotte, N.C.
Vance

At Charlotte: Signed with the 49ers in December, 2015 and enrolled in the spring semester, 2016 ... a member of the 49ers fifth recruiting class. **2016:** Played in all 12 games as a true freshman, without a start ... had 18 tackles (7 solo) with one QB hurry ... had at least one tackle in 9 of 12 games ... had a high of five tackles vs. Elon ... had three tackles vs. Old Dominion and two vs. FIU, at Marshall and vs. Middle Tennessee ... Athletic Director's List (3.0 GPA or higher) Fall 2016.

At Vance: Three-year varsity standout ... Cougars went 11-4 in his junior year and reached the 4A State semifinals ... posted a 5-2 mark in MECKA 4A Conference to finish third ... lost to Charlotte Catholic in the 2014 4A state semifinals ... was 4th in conference 122 tackles as a junior, averaging 8.1 per game ... added 3.0 sacks, 17.0 tackles for loss and one interception ... 6-6 in his senior season and earned a spot in the 4A state playoffs ... two-time team MVP ... two-time all-MECKA 4A conference player ... 2014 all-Charlotte Observer third team defensive back.

Year	G-S	UA-A-Tck	TFL	SK	INT	FR	QBh
2016	12-0	7-11-18	0.0	0	0	0	1
Total	12-0	7-11-18	0.0	0	0	0	1



RYAN CARRIERE

85

6-4; 249; R-Fr.; H
Loganville, Ga.
Grayson

At Charlotte: Signed with the 49ers in February, 2016 as a member of the 49ers fifth recruiting class. **2016:** Red-shirt season.

At Grayson H.S.: A three-year varsity player for the Rams ... a two-start recruit by Rivals.com and 247Sports ... named first team all-Metro by the Atlanta Journal Constitution ... 3rd-team all-Gwinnett by the Gwinnett Daily Post... participated in all-Gwinnett County All-Star Game ... averaged 17.5 yards per catch (192 yards; 11 receptions) ... led the Rams to the AAAAAA Region 8 Championship ... ranked 4th in Georgia and reached the AAAAAA state semifinals ... went 13-1 with a perfect 8-0 mark in Region 8 for coach Mickey Conn ... Rams were 10-2 in 2014 with a 7-1 record in Region 8 ... advanced to the second round of the state playoffs.

Personal: Born May 18, 1998 ... son of Wendy and Jim Carriere ... has a brother, Josh ... 2016 and 2017 Conference USA Honor Roll ... Athletic Director's List (3.0 GPA or higher) Fall 2016.




GRIT

OPPORTUNITY

LEADERSHIP

DETERMINATION



NICK CARROLL

91 6-4; 259; R-Sr.; DL
Cary, N.C.
Cardinal Gibbons

At Charlotte: Returning started for 2017 season ... Signed with the 49ers in February, 2013 as a member of the school's second recruiting class ... has played in 27 games in his three-year career. **2016:** Played in all 12 games ... moved into starting lineup and made 11 starts ... started final 11 games of the season ... had 22 tackles (10 solo) with 2.5 TFL and 1.0 sacks ... added 5 QB hurries and 2 PBU ... 5 QBh were 4th on the team ... career-high of 5 tackles (3 solo) vs. Rice with 3 at Louisville, vs. Eastern Michigan, at Marshall and at Southern Miss ... lone sack came in 49ers key C-USA win at Southern Miss ... added 1.5 TFL in road win at Marshall ... high of 2 QBh vs. Rice. **2015:** Played in eight games during the 49ers inaugural season at the FBS level as a member of Conference USA ... did not make a start ... had nine tackles, including seven solo ... had a high of four tackles (4 solo) at FIU, Nov. 7 ... added two tackles at Old Dominion, Oct. 17 ... had tackles vs. Marshall, vs. UTSA and at Rice. **2014:** Played in seven games, without a start ... made three tackles (vs. JCSU; at The Citadel; vs. Wesley). **2013:** Sat out the 2013 season as a red-shirt ... Earned Dean's List honors (3.4 GPA or higher) in Fall, 2013 and Athletic Director's List (GPA 3.0+) in Spring 2014.

At Cardinal Gibbons: Led Crusaders to four straight conference titles and an overall conference record of 24-0 ... went 11-1 as a senior for coach Steven Wright, reaching 2nd round of the playoffs after undefeated regular season ... two-time all-conference and all-Metro selection ... named all-High school OT team ... preseason all-state choice was Crusaders Defensive Line Player of the Year ... had 28 sacks, 64 tackles for loss and six forced fumbles.

Personal: Born on Dec. 8, 1994 ... parents are Tim Carroll and Magee McKechnie ... an older brother, Chris and an older sister, Stephanie ... business major.

Year	G-S	UA-A-Tck	TFL	SK	QBh	FR	FF
2014	7-0	1-2-3	0.0	0	0	0	0
2015	8-0	7-2-9	0.0	0	0	0	0
2016	12-11	10-12-22	2.5	1.0	5	0	0
Total	27-11	18-16-34	2.5	1.0	5	0	0



ROBERT CHEATHAM

36 6-0; 184; R-Fr.; DB
DeLand, Fla.
Bishop Moore Catholic

At Charlotte: Signed with the 49ers in the summer, 2016 as a member of the 49ers fifth recruiting class. **2016:** Red-shirt season.

At Bishop Moore: Third-Team all-State Class 5A performer (Florida Times-Union) for 2015 5A FHSAA State Champions ... Hornets went 14-1 and claimed the 5A District 13 title with a 4-0 mark and just 7 points allowed for coach Matt Hedrick ... had four interceptions ... in junior year, FHSAA Regional champion Hornets reached the 5A state semifinals with another 14-1 mark and perfect 4-0 record in 5A District 11 ... Two-star recruit (247sports) ... had three interceptions as a junior ... played in de-

fensive backfield alongside current 49ers signee Ben DeLuca ... played at Lake Mary Prep as a freshman.

Personal: Born June 26, 1997 ... mother is Virginia H. Myrie ... has a brother, Rodney ... major in marketing ... Athletic Director's List (3.0 GPA or higher) Fall 2016 ... Conference USA Honor Roll 2016 and 2017.



CAMERON CLARK

71 6-5; 287; R-So.; OL
Greensboro, N.C.
Ben L. Smith

At Charlotte: Signed with the 49ers in December, 2014 as part of the program's fourth signee class ... enrolled in the spring of 2015 and practiced throughout the spring semester. **2016:** Played in all 12 games as a rs-freshman ... made two starts at left tackle ... helped 49ers rank 6th in C-USA with 176.2 rushing yards/game ... made first career start at home vs. Rice ... also started season finale at UTSA. **2015:** Red-shirt season.

at Ben L. Smith High: 2014 Shrine Bowl of the Carolinas selection for head coach Antonio Kirkpatrick ... an all-Metro 4A player for the Golden Eagles ... named to North Carolina's all-Gridiron Second Team ... had 88 pancakes as a senior and 42 as a junior ... attended The Academy at Smith and played for Ben L. Smith High ... a three-star recruit by ESPN.com and two-star nod by Rivals.com and 247 Sports ... named NCPreps.com 4A all-state team.

Personal: Born November 16, 1997 ... parents are Alonzo and Janice Clark ... has a twin sister: Alexandra R Clark ... attended the Academy at Smith and played for Ben L. Smith High ... Honor Roll student ... enjoys reading ... Athletic Director's List (3.0 GPA or higher) Spring 2015.



KYLE CORBETT

39 6-0; 192; R-Fr.; K/P
Pinehurst, N.C.
Pinecrest H.S.

At Charlotte: Served a red-shirt season in 2016.

At Pinecrest High: As a senior named first-team All-Region and All-conference...As a senior, he played in the East-West All-Star game...Went 128-132 in PATs over his last two seasons...As a senior, averaged 43.6 yards per punt...An East-West Academic All-Star and a member of the National Honor Society.

Personal: Born January 15, 1998...son of Eric and Tracey Corbett...sibling is Karsen ... Dean's List (3.4 GPA or higher) Fall 2016 ... 2016 and 2017 Conference USA Honor Roll.



ANTHONY COVINGTON

23 5-10; 180; R-Sr.; DB
Charlotte, N.C.
Mallard Creek
Appalachian State

At Charlotte: Defensive back and kick returner ... 2nd all-time with 14



GRIT

OPPORTUNITY

LEADERSHIP

DETERMINATION


career pass breakups (PBU) ... honored as a flag carrier for his first game as a 49er: the 49ers first-ever FBS game at Georgia State, Sept. 4, 2015 ... a transfer from Appalachian State who joined the 49ers in the summer of 2014. **2016:** Played in 11 games with eight starts ... scored TD on a fumble recovery at #19 Louisville ... added a 48-yard INT return vs. Rice (T2nd longest INT return in school history) ... led 49ers with 10 PBU's (2nd most by a 49er in a single-season) ... had 3 PBU's (T2nd most in a game) at Temple and at Florida Atlantic in 49ers first-ever C-USA win ... had 37 tackles (20 solo) with two QB hurries ... Recovered a mishandled punt in the endzone for the 49ers' 2nd TD at #19 Louisville ... one of three 49ers with an INT and FR in 2016 ... had six kickoff returns for 146 yards, including 3 returns for 73 yards at Louisville (with a single-return high of 32 yards) ... high of 6 tackles (4 solo) vs. Elon and added 5 vs. Eastern Michigan and 4 vs. Rice. **2015:** Played in 11 games, making two starts at cornerback ... had 21 tackles (19 solo) and 2.0 TFL ... had one INT, for PBU and one forced fumble ... 27 kick returns and 545 kick return yards rank second in school history, single-season ... his highs of 8 kick returns for 169 yards at Old Dominion rank T2nd-most in a game ... had a season-best 50-yard return at Middle Tennessee which is the 49ers 4th longest ... had three other returns of 30 yards served as a flag carrier four times, including FBS debut at Georgia State and first home C-USA game vs. Florida Atlantic. **2014:** Sat out the 2014 season in accordance with NCAA transfer rules.

At Appalachian State: Enrolled at Appalachian State in January 2013 and participated in spring practice and offseason strength and conditioning program ... played in each game as a true freshman on both special teams and as cornerback in fall 2013.

At Mallard Creek: Rated as a three-star prospect, the No. 62 cornerback prospect nationally and the No. 24 overall prospect in the state of North Carolina by Rivals.com ... fell one ratings point shy of being tabbed as a four-star recruit by Rivals.com ... was an I-Meck 4A all-conference honoree as a senior ... helped lead Mallard Creek to a combined 25-3 record over his junior and senior seasons, losing to the eventual 4AA state champion in the playoffs both years ... participated in Shrine Bowl ... had 5 INT's as a junior; 6 as a senior for coach Michael Palmieri.

Personal: Born Mar. 7, 1995 ... Full name is James Anthony Covington ... has a younger brother, Alex ... Criminal justice major... enjoys working with kids and participating in community service projects ... Athletic Director's List (3.0 GPA or higher) Fall 2016.

Year	G-S	UA-A-Tck	TFL	INT	FF	FR	PBU
2015	11-2	19-2-21	2.0	1	1	0	4
2016	11-8	20-17-37	0.0	1	0	1	10
Total	22-10	39-19-58	2.0	2	1	1	14



BROOKS CUNNINGHAM
21 | 6-2; 178; R-So.; WR
 Wake Forest, N.C.
 Wake Forest H.S.
 Louisburg College

At Louisburg College: Helped team win seven games...Saw action in five games with 228 yards receiving and three touchdowns.

At Wake Forest High: Two-time All-Conference selection...Finished his career with 98 receptions and 1,103 yards receiving...Caught 15 touchdown passes...Helped team reach the state championship game twice.

Personal: Born December 31, 1996...Son of Cindy Cunningham...sibling is Taylor.



CAM DARLEY
52 | 6-3; 259; R-Jr.; LB
 Manning, S.C.
 Manning

At Charlotte: A member of the 49ers third recruiting class, signed in February, 2014. **2016:** Played in six games without a start ... did not make a tackle ... played in 49ers season-opener at #19 Louisville (49ers first game vs. an FBS nationally-ranked foe), min road win at Southern Miss and in season finale at UTSA. **2015:** Played in three games as a sophomore ... made three tackles and was credited with 0.5 sacks ... both tackles and .5 sack vs. Presbyterian, Sept. 12 ... played in 49ers first-ever C-USA game, at Middle Tennessee, Sept. 19 ... also played at Old Dominion, Oct. 17 ... Named to Athletic Director's List (3.0 or higher) in Spring 2016. **2014:** Played in three games as a true freshman ... recorded six tackles (4 solo) ... had a high of four tackles (3 solo) in home opener vs. Johnson C. Smith ... added single tackles at Elon (solo) and vs. Charleston Southern.

At Manning: A 2013 Shrine Bowl selection who was also invited to the 2013 Rivals Camp Series ... named High School Sports Report (HSSR) 2013 Class AAA all-state ... all-Region ... team MVP ... two-year team captain for coach Tony Felder ... had 100 tackles as a junior, including 21 tackles for loss and six sacks as the Monarchs went 9-4.

Personal: Born Sept. 26, 1995 ... parents are Ned Darley and Eva Carter ... sisters Andria Lawson and Eastoria Darley ... major in history ... Athletic Director's List (3.0 GPA or higher) Spring 2015, Fall 2016.

Year	G-S	UA-A-Tck	TFL	SK	INT	FR	QBh
2014	3-0	4-2-6	0	0	0	0	0
2015	3-0	1-1-2	0	0.5	0	0	0
2016	6-0	0-0-0	0	0	0	0	0
Total	12-0	5-3-8	0	0.5	0	0	0



MARKEVIS DAVIS
8 | 6-1; 200; Sr.; LB
 Asheville, N.C.
 Asheville

At Charlotte: Moved from DB to RB during spring of 2017 ... A member of the 49ers third recruiting class, signed in February, 2014. **2016:** Played in all 12 games without a start ... credited with 8 tackles (2 solo) ... had a high of 3 tackles in 49ers road win at Southern Miss ... added two tackles vs. Elon. **2015:** Played in 12 games making three starts ... started each of the last three games (UTSA, at Kentucky, at Rice) ... had 24 tackles and two pass break-ups ... was fifth among DBs in tackles behind four common starters (Winchester, Norman, Dozier and Pearson) ... had a high of seven tackles at Kentucky in 49ers' first game vs. Power 5 foe ... added six in season finale at Rice ... high of 5 solo tackles in each game ... averaged 4.7 tackles in three starts ... had PBU in 49ers first-ever C-USA game at Middle Tennessee (with 4 tackles, all solo) and at Kentucky **2014:** Played in 10 of the 49ers' 11 games as a true freshman, which tied for the most by a defensive true freshman in 2014 ... played on special teams and as defensive back ... had nine tackles, including six solo ... had high of four tackles (3 solo) in season-finale v. Morehead State ... had three tackles (2 solo) in home opener v. Johnson C. Smith ... also had 10 punt return yards vs. Wesley.



GRIT OPPORTUNITY

At Asheville: The 2013 co-Mountain Athletic Conference Defensive Player of the Year ... had 92 tackles and 10 tackles for loss as a senior ... had 51 solo tackles, three sacks, one interception, five forced fumbles and one fumble recovery ... helped Cougars to a 10-3 record and a perfect 6-0 mark for school's ninth-straight Mountain Athletic Conference championship ... named first-team all-Western North Carolina by the Citizen Times and also all-conference for head coach Danny Wilkins ... was team captain as a senior and earned Cougars Defensive Player of the Year award ... A-B honor roll student and named to National Honor Society.

Personal: Born March 27, 1996 ... son of Lisa and Cedrick Davis ... has four brothers and sisters: Maurice, Marquitta, Cedrick Jr. and Cederia ... considering field of sports medicine ... Athletic Director's List (3.0 GPA or higher) Fall 2015, Fall 2016.

Year	G-S	UA-A-Tck	TFL	SK	INT	FR	PBU
2014	10-0	6-3-9	0	0	0	0	1
2015	12-3	17-7-24	0	0	0	0	2
2016	12-0	2-6-8	0	0	0	0	0
Total	34-3	25-16-41	0	0	0	0	3



NATE DAVIS
64 6-3; 306; R-Jr.; OL
 Ashburn, Va.
 Stone Bridge

At Charlotte: 2017 Preseason 2nd-team all-Conference USA (Athlon Sports) ... 2016 Honorable Mention all-C-USA ... Two-year starter ... A member of the 49ers third recruiting class, signed in February, 2014.

2016: Honorable Mention all-Conference USA ... Played in nine games with eight starts at right guard ... helped 49ers offense rank sixth in C-USA in rushing. **2015:** Moved into the starting lineup as a red-shirt freshman ... started 10 games at right guard ... played in all 12 games ... started last 10 games ... made his college debut in 49ers first game at the FBS level (at Georgia State, Sept. 4) ... made his first start in 49ers' first C-USA game (at Middle Tennessee, Sept. 19) ... wore program's honorary #49 jersey at FIU, Nov. 7. **2014:** Served a red-shirt season.

At Stone Bridge: A first-team all-state and 5A North all-Region first team lineman for head coach Mickey Thompson ... four-year letterman led the Bulldogs to a 9-3 record in 2013 that included a Liberty District Championship ... selected to the 2013 Pigskin Club's All-Metropolitan Defensive Line ... named team MVP and team captain in 2013 ... first team all-Liberty conference ... helped the Bulldogs to the Virginia AAA Div. 5 Championship game as a junior ... The Bulldogs went 14-1, that year.

Personal: Born September 23, 1996 ... son of Ken and Natalie Davis ... has two sisters: Kimberley Davis and Sonja Cannon ... Criminal Justice major.



BEN DELUCA
28 6-1; 194; So.; DB
 Apopka, Fla.
 Bishop Moore Catholic

At Charlotte: 2016 Freshman all-America by Pro Football Focus to become the first 49er to be named to a Freshman all-America team ... 2016 Conference USA all-Freshman Team ... Signed with the 49ers in February, 2016 as a member of the 49ers fifth recruiting class. **2016:** 2016 First

LEADERSHIP DETERMINATION


Team Freshman all-America by Pro Football Focus (PFF) ... Campus Insiders Honorable Mention Freshman all-America ... 2016 Conference USA all-Freshman Team ... played in all 12 games, making eight starts ... started last eight games (3-5) of the season ... According to PFF, "DeLuca posted the top coverage grade among freshman safeties at 79.9. He was also a sure tackler, missing only six of his 70 attempts" ... finished third on the team with 68 tackles to set a school record for true freshmen ... shared team-high high honors with three takeaways ... returned a fumble 59 yards for a touchdown in the 49ers first win of the season over Elon ... added interceptions in back-to-back C-USA games vs. Florida Atlantic and FIU to tie a school record for consecutive games with an INT ... forced a fumble at the goal line to help ensure the 49ers road win at Marshall (fumble went through the end zone to give Charlotte possession on a touchback and stifle a scoring opportunity in that three-point win) ... had three games with double-digit tackles including a 49ers' season-high 14 at Florida Atlantic ... 11 solo tackles vs. Rice were also a 49ers season high ... averaged 7.9 tackles in eight starts ... had two INTs and four PBUs.

At Bishop Moore: Second-Team all-State Class 5A performer (Florida Times-Union) for 2015 5A FHSAA State Champions ... Hornets went 14-1 and claimed the 5A District 13 title with a 4-0 mark and just 7 points allowed for coach Matt Hedrick ... had 127 tackles (36 solo) with 2 TFL and 4 INT ... team's defensive captain ... three-year starter ... #50 on Orlando Sentinel's 2016 Central Florida Super60 ... had over 100 tackles and 4 INT as a junior as the FHSAA Regional champion Hornets reached the 5A state semifinals with another 14-1 mark and perfect 4-0 record in 5A District 11 ... three-time district champs were 8-3 in 2013 (4-0 in 5A District 11) ... led Hornets to a 35-5 record as a varsity player.

Personal: Full name is Stephen Benito DeLuca Jr. ... born April 9, 1998 ... son of Steve DeLuca ... has three sisters: Danielle, Elise and Erica ... Athletic Director's List (3.0 GPA or higher) Fall 2016 ... 2016 and 2017 Conference USA Honor Roll.

Year	G-S	UA-A-Tck	TFL	SK	INT	FR	PBU
2016	12-8	51-17-68	1.0	0.0	2	1	4
Total	12-8	51-17-68	1.0	0.0	2	1	4

SINGLE-GAME BESTS	CAREER	'16 SEASON
Tackles	14	14
Solo tackles	11	11
PBU	3	3



TOMMY DOCTOR
90 6-4; 256; R-So.; DL
 Buffalo, N.Y.
 Grand Island
 Fork Union

At Charlotte: Joined the 49ers during the spring, 2015 semester. 2016: Played in four games ... made his debut in at #19 Louisville in 49ers first-ever game against a nationally-ranked FBS opponent ... credited with five tackles (3 solo) with 1.0 TFL and 1.0 sack ... sack/TFL came in home opener win vs. Elon ... high of two tackles vs. Old Dominion and at Florida Atlantic in 49ers first-ever Conference USA win. **2015:** Red-shirt season ... Named to Athletic Director's List (3.0 or higher) in Spring 2016.

Previous: Served as team captain of the Grand Island Vikings under Coach Dean Santorio... Was awarded 1st Team All-State Defensive Lineman (NY) ... helped Vikings to a 7-2 record in 2013 ... also attended Fork Union.

Personal: Born on November 10, 1995... Parents are Tom and Kerry Doctor... has a sister, Shannon... Father played at Canisius College before playing linebacker for the Buffalo Bills. Uncle, Sean, played for Marshall before also playing for the Buffalo Bills ... transfer from Fork Union ...



GRIT

OPPORTUNITY

LEADERSHIP

DETERMINATION

intends to major in economics ... Dean's List (3.4 GPA or higher) Spring 2015 ... 2016 and 2017 Conference USA Honor Roll



DARREN DRAKE
60 | 6-2; 309; Jr.; OL
 McDonough, Ga.
 Luella

At Charlotte: Handled bulk of first-team reps at center during Spring, 2017 ... Signed with the 49ers on Feb. 4, 2015 as part of the program's fourth signee class. **2016:** Played in all 12 games as a back-up center. **2015:** Played in six games as a true freshman ... made his college debut vs. Presbyterian, Sept. 12 ... also played at Middle Tennessee in the 49ers first-ever Conference USA game ... saw action vs. Florida Atlantic in the 49ers first home night game, vs. Temple, at Old Dominion and vs. Marshall.

At Luella High: A three-star recruit according to ESPN.com ... a three-time all-Region selection ... 2014 first team All-Region 4-A-A-A-A-A ... 2013 second team all-Region 2-A-A-A-A-A ... 2012 HM all-Region 2-A-A-A-A-A ... three-year letterwinner ... Earned team's Blue Collar Award and Permanent Captain honor as a senior for coach Nic Vasilchek ... also won Blue Collar Award as a junior ... team's strongest player with a combined lift total of 1185, including team records in the squat (525) and bench (365) ... Lions advanced to state playoffs in 2013... received two stars from both Rivals and 247 Sports.

Personal: Born March 25, 1997 ... mother is Pamela ... has two siblings: Rayquan and Leatrice ... A/B Honor Roll ... won school's Citizenship Award in 2014 ... enjoys playing and composing music ... Athletic Director's List (3.0 GPA or higher) Fall 2016.



ALEX DUNCAN
12 | 5-9; 187; R-Jr.; DB
 Chapel Hill, N.C.
 Chapel Hill
 Navy

At Charlotte: Transferred to the 49ers from Navy in 2015. **2016:** Played in 11 games, with one start ... first start as a 49er came in season-finale at UTSA (career-highs of 5 tackles; 2 PBU) ... had 25 tackles (16 solo) on season ... had a fumble recovery and an interception and two pass break-ups ... high of five tackles (5 solo) at UTSA with four tackles at Temple and three in C-USA road win at Southern Miss ... had his first INT vs. Elon and recovered a fumble vs. Old Dominion. **2015:** Sat out the 2015 season as an NCAA transfer student ... Named to Athletic Director's List (3.0 or higher) in Spring 2016.

at Navy: **2014:** Played as a freshman.

at Chapel Hill High: A 2013 graduate ... two-sport athlete who lettered in football (4) and track (4) ... a two-time all-state selection ... named a NUC all-America in 2013 and a OD Junior all-America in 2012 ... conference Defensive Player of the Year as a senior ... a four-time all-conference choice ... attended Naval Academy Prep School in 2013-14.

Personal: Born on October 11, 1995... Parents are Katherine and Aaron Duncan... has one younger brother, Neal Duncan... Intended Business major... enjoys writing and art and is a double major in English and art.



GARRISON DUNCAN
33 | 6-2; 242; R-Sr.; LB
 Kernersville, N.C.
 East Forsyth
 Delaware State

At Charlotte: Joined 49ers in January of 2014 after transferring from Delaware State ... did not play during the 2013 season, there and sat out the 2014 season as a transfer ... moved to linebacker prior to the 2016 season. **2016:** Played in all 12 games, without a start ... had 11 tackles (6 solo) ... high of four tackles (3 solo) at #19 Louisville in 49ers first-ever game against a nationally-ranked FBS foe ... had three tackles vs. Elon, including 0.5 TFL. **2015:** Played in 11 games as a reserve running back ... accumulated 23 rushes for 78 yards ... had a high of 28 yards rushing vs. Presbyterian ... had two more double-digit rushing games: 17 vs. UTSA; 14 at FIU ... longest rush was 9 yards vs. UTSA and had an 8-yard rush at FIU ... had a high of 7 rushes vs. Presbyterian and 4 rushes vs. UTSA and at Kentucky (6 yds).

At East Forsyth: A 2012 4AA all-state performer ... passed for 1,505 yards and 17 touchdowns, and rushed for 1,410 yards (school QB record) and 18 scores as a senior at East Forsyth ... was a three-time all-conference choice ... named all-county, twice for coach Todd Willert ... led Fighting Eagles to a 13-1 mark as a senior, including an 11-0 conference record ... went 12-2 as a junior.

Personal: Son of Gary and Angela Duncan ... born 10/13/94 in Cleveland, Ohio ... has a sister Briana and his brother, Zach, is a teammate on the 49ers ... majoring in Kinesiology.

Year	G-S	Rush	Yds	Avg	TD	Avg/G	
2015	11-0	23	78	3.4	0	7.1	
Totals	11-0	23	78	3.4	0	7.1	
Year	G-S	UA-A-Tck	TFL	SK	FF	FR	QBh
2016	12-0	6-5-11	0.5	0	0	0	0
Total	12-0	6-5-11	0.5	0	0	0	0



ZACH DUNCAN
13 | 6-2; 253; R-Jr.; DL
 Kernersville, N.C.
 East Forsyth

At Charlotte: Returning starter for the 49ers defensive line ... a member of the 49ers third recruiting class, signed in February, 2014. **2016:** Played in 11 games with one start ... lone start came in season-opener at #19 Louisville (one tackle) in the 49ers first-ever game against a nationally-ranked FBS opponent ... finished season with seven tackles (2 solo) ... added two QB hurries ... high of two tackles vs. Old Dominion. **2015:** Played in all 12 games, making six starts ... started each of the last five games ... led the 49ers with 4.0 sacks, which ranked 17th in C-USA ... 4.0 sacks are 2nd-most by a 49er in a single-season ... his 7.5 TFL ranked T3rd on the team ... had 31 tackles (21 solo) ... had two forced fumbles and one recovery ... second on team with 4 QB hurries ... had highs of six tackles at Kentucky and five at Rice and vs. Presbyterian ... had best of 2.5 TFL and matched school-record with 2.0 sacks vs. Presbyterian ... added 1.0 sacks in C-USA opener at Middle Tennessee and at Kentucky in 49ers first game vs. a Power 5 foe ... forced fumbles vs. Presbyterian and at MT with a recovery at Old Dominion ... 2 QBh at ODU ... two of his sacks



GRIT

OPPORTUNITY

LEADERSHIP

DETERMINATION

were for double-digit losses (14 at MT; 13 vs. Presby) ... his 32 sack yards are 2nd-most in school history ... wore the honorary #49 jersey in home game vs. Temple. **2014:** Sat out the season as a red-shirt.

At East Forsyth: An all-conference choice in the Piedmont Triad 4A ... team captain earned all-Northwest and all-Area honors as well ... had 80 tackles as a senior to help the Eagles to a 10-3 record and a trip to the second round of the state playoffs ... had 16 tackles for loss, 11 sacks and 32 solo tackles as well as a blocked field goal and blocked punt for head coach Todd Willert ... had 70 tackles, including 18 tackles for loss and 8 sacks, as an all-conference junior as the Eagles went 13-1 and claimed an unbeaten conference title and reached the third round of the state playoffs ... his brother, Garrison, a transfer from Delaware State, was added to the 49ers roster in January ... team captain and all-conference lacrosse player.

Personal: Born September 12, 1996 ... son of Angela and Gary Duncan ... in addition to brother/teammate Garrison, he has a sister, Briana ... enjoys paintball ... considering a major in Criminal Justice.

Year	G-S	UA-A-Tck	TFL	SK	FF	FR	QBh
2015	12-6	21-10-31	7.5	4.0	2	1	4
2016	11-1	2-5-7	0.0	0.0	0	0	2
Total	23-7	23-15-38	7.5	4.0	2	1	6

TYLER FAIN

62

6-3; 287 R-Jr.; DL
Chesapeake, Va.
Indian River

At Charlotte: A member of the 49ers third recruiting class, signed in February, 2014. **2016:** Played in five games without a start ... credited with two tackles ... had assisted tackles at #19 Louisville in the 49ers first-ever game against a nationally-ranked FBS opponent and vs. Elon ... had a career-high 2 QB hurries vs. Elon. **2015:** Played in 10 games without a start during the 49ers first season at the FBS level ... had five tackles, including four solo ... had high of three tackles (3 solo) at Middle Tennessee in the 49ers first C-USA game ... added two tackles (1 solo) vs. Southern Miss. **2014:** Served a red-shirt season.

At Indian River: A first-team all-Conference choice had 53 tackles, 23 tackles for loss and six sacks for Braves head coach Elijah "Cadillac" Harris ... won the 2013 Coaches Award and D-Line MVP ... had 67 tackles as a junior with 31 tackles for loss and 13 sacks ... was named first-team all-District on the Offensive Line and second team all-District Defensive Line ... also a standout wrestler for the Braves.

Personal: Born October 27, 1995 ... grandparents are Jesus (Tony) and Peggy Neri ... has a sister, Cathleen Ann-Marie Pearce and a brother Thomas Lee Bowers Jr. ... enjoys fishing ... majoring in Special Education.

Year	G-S	UA-A-Tck	TFL	SK	INT	FR	QBh
2015	10-0	4-1-5	0	0	0	0	0
2016	5-0	0-2-2	0	0	0	0	2
Total	15-0	4-3-7	0	0	0	0	2

JAE LIN FISHER

68

6-1; 265; R-Fr.; OL
Nashville, Tenn.
Pearl Cohn H.S.

At Charlotte: Served a red-shirt season inn 2016.

At Pearl Cohn: Earned All-City, All-Metro and All-Region honors ... received state's top lineman award ... as a senior, helped his team reach the state championship game ... ranked in the top 15 in his class academically.

Personal: Born August 19, 1997 ... son of Terra Shelton ... siblings are Javon and Joerdan Shelton ... Dean's List (3.4 GPA or higher) Fall 2016 ... 2016 and 2017 Conference USA Honor Roll

JUWAN FOGGIE

21

6-1; 237; R-Jr.; LB
High Point, N.C.
High Point Central

At Charlotte: A member of the 49ers third recruiting class, signed in February, 2014 ... moved from his WR position to LB in Spring, 2017 ... has excelled on special teams. **2016:** Conference USA Special Teams Player of the Week, Nov. 7, 2016 after blocking a punt in the endzone that was recovered for a touchdown in road win at Southern Miss ... converted a punter's fumble into a TD with a fumble recovery in season finale at UTSA ... had six catches for 57 yards ... had three catches of 10+ yards: 11 at #19 Louisville; 14 vs. Elon; season-high 15 at Temple ... high of two catches for 21 yards vs. Elon. **2015:** Red-shirt season during the 49ers first year at the FBS level as a member of Conference USA. **2014:** Played in all 11 games as a true freshman ... had one catch for 15 yards (in home opener vs. Johnson C. Smith) ... also had one punt return for 10 yards (vs. Wesley).

At High Point Central: A two-time first team all-Piedmont Triad 4A choice for head coach Wayne Jones ... had over 2300 yards receiving in his career ... pulled in 981 receiving yards with 10 TD's ... averaged 75.46 receiving yards per game; 16.35 yards per catch ... Scored a pair of touchdowns in NCHSAA 4A Playoffs for the Bison ... a two-time all-area and all-county choice as well ... High Point Central went 9-4 in his senior year as Piedmont Triad 4A co-Conference champs ... had 833 yards receiving and five touchdowns as a junior as the Bison went 9-3 ... added 496 yards as a sophomore, including a 70-yard reception ... A-B Honor Roll student.

Personal: Born Nov. 2, 1995 ... Father is Perry Foggie and mother is Robin Gwynn ... brothers are Trey Foggie and Adrian Price ... enjoys watching movies ... double major in Sociology and Psychology ... Athletic Director's List (3.0 GPA or higher) Spring 2015, Fall 2016.

Year	G-S	Rcv	Yds	Avg	TD*	Avg/G
2014	11-0	1	15	15.0	0/0	1.4
2016	12-0	6	57	9.5	0/1	4.8
Total	23-0	7	72	10.3	0/1	3.1

* Rec. TD/Overall TD

Punt Returns					
Year	no.	Yds	Avg	TD	LG
2014	1	10	10.0	0	10
2016	1	12	12.0	0	12
Total	2	22	11.0	0	12



GRIT	OPPORTUNITY
 <p>T.L. FORD II</p> <p>5</p> <p>6-2; 206; Sr.; WR Cartersville, Ga. Cartersville</p>	

At Charlotte: 87 yards shy of becoming program's third career 1000-yard receiver ... Two-year starter who has played in all 35 games over the last three years ... third in 49ers history with 77 career receptions and 913 receiving yards ... a member of the 49ers third recruiting class, signed in February, 2014. **2016:** Started all 12 games in 2016 ... second on team in receptions (36), yards (430) and receiving TDs (4) ... averaged 11.9 yards per catch; 35.8 yards per game ... 49ers went 3-1 in games in which he caught a TD, including at Florida Atlantic in 49ers first-ever C-USA win and at Southern Miss ... 37-yard TD catch at FAU from Hasaan Klugh is his longest career TD reception ... high of six catches vs. Elon for 64 yards, including a 12-yd TD ... high of 92 rec. yards at Temple on five catches ... over 50 yards receiving in each of the 49ers first four games ... added a 28-yard TD vs. Eastern Michigan and an 18-yard TD at Southern Miss. ... longest catch of the season was a 39-yard reception in season-opener at #19 Louisville (2 rec.; 53 yds) ... had 12 catches of 15+ yards ... caught at least one pass in all 12 games. **2015:** Played in all 12 games with 11 starts in the 49ers first season at the FBS level as a member of C-USA ... third on the team with 27 catches and 262 yards ... averaged 9.7 yards per catch and 21.8 yards per game ... had seven catches for 15 or more yards ... longest catch was a 25-yd pass from Lee McNeill at Old Dominion ... had high of six catches in season-finale at Rice for 54 yards ... had five catches (all for first downs) in inaugural FBS game at Georgia State for a season-high 63 yards ... caught at least one pass in all but one game, including last nine ... had four games with at least 3 catches ... 17 of his 27 catches were for first downs. **2014:** Played in all 11 games as a true freshman ... second on the team with four receiving touchdowns ... tied for third on team with four TDs ... had three TD catches in the last three games (5 yd vs. #2/#3 Coastal Carolina; 12 yard vs. Wesley; 21 vs. Morehead State) ... first collegiate TD came on his first collegiate catch: a 24-yard catch in home opener vs. Johnson C. Smith (2 rec.; season-high 51 yds) ... two catches of 20+ yards vs. JC Smith (24, 27) ... had 14 catches (T4th) for 221 yards (5th) ... averaged 20.1 yards per game and 15.8 yards per catch ... longest catch was a 35-yard catch vs. #2/#3 Coastal Carolina ... had eight catches of 15 or more yards; seven of 20 or more ... high of three catches (43 yds) vs. Charleston Southern ... 12 of 14 catches; 210 of 221 yards and all four TDs came at home.

At Cartersville: An AP honorable mention all-state AAA choice and a first team all-Region 5AAA selection ... a three-star recruit by ESPN.com ... had 12 Division I offers ... had 589 yards receiving as a senior to help Purple Hurricanes to an 11-2 mark ... quarterback was Brooks Barden, who signed with the 49ers in December and joined the team in the spring 2014 semester ... teammate of fellow signee Mark Quattlebaum ... senior stats included 8 touchdowns and a 19.63 receiving average per catch ... had 560 yards receiving as a junior with 10 touchdowns ... named honorable mention all-state AAA by the Atlanta Journal Constitution ... led Hurricanes and head coach Frank Barden to a 13-1 mark and a Region V AAA championship ... advanced to the state semifinals ... played basketball and baseball in high school.

Personal: Born Feb. 21, 1996 ... Son of Cherrell Ray and Terry L. Ford ... siblings are Timothy Baker Jr., Cierra Ford, Tristan Ford and Tyler Ford ... Atlanta Falcons and Braves fan.

Year	G-S	Rcv	Yds	Avg	TD*	Avg/G
2014	11-0	14	221	15.8	4/4	20.1
2015	12-11	27	262	9.7	0/0	21.8

LEADERSHIP		DETERMINATION				
2016	12-12	36	430	11.9	4/4	35.8
Total	35-23	77	913	11.9	8/8	26.1
* Rec. TD/Overall TD						

 <p>JACIONE FUGATE</p> <p>26</p> <p>5-10; 180; R-Fr.; DB Norfolk, Va. Kecoughtan</p>	
--	--

Pronounced: Jay-CEE-on Few-GATE

At Charlotte: Signed with the 49ers in February, 2016 as a member of the 49ers fifth recruiting class. **2016:** Red-shirt season.

At Kecoughtan: A 2015 Daily Press All-Star ... second team all-5A South by recruit757.com ... ran for 1158 yards and 15 TDs as a senior ... averaged 7.3 yards per carry for head coach Alonzo Coley ... three-year varsity player for the Warriors ... named to the 2014 all-757 Camp team where he posted the top 40 yard dash and a top five vertical jump ... Warriors reached the second round of the 2014 6A State Playoffs ... named second-team all-South 6A as a junior ... first team all-conference in 2014 ... second team all-conference in 2013 ... track athlete ... transferred from Booker T. Washington (Norfolk, Va.), where he started on both sides of the ball ...

Personal: Born Oct. 21, 1997 ... father is Matt Brashares ... Dean's List (3.4 GPA or higher) Fall 2016 ... 2016 and 2017 Conference USA Honor Roll.

 <p>JEFF GEMMELL</p> <p>34</p> <p>6-3; 233; R-So.; LB Wake Forest, N.C. Heritage</p>	
--	--

Pronounced: GHEM-mull

At Charlotte: Signed with the 49ers on Feb. 4, 2015 as part of the program's fourth signee class. **2016:** Played in all 12 games as a red-shirt freshman without a start ... had 27 tackles (12 solo) ... high of 5 tackles vs. Elon and 4 tackles (all solo) at UTSA for his C-USA high ... 3 tackles at #19 Louisville, at Temple and at Southern Miss ... had at least one tackle in 10 of 12 games played ... credited with a QB hurry vs. FIU. **2015:** Red-shirt season Named to Dean's List (3.4 GPA or higher) in Spring 2016 ... Athletic Director's List (3.0 or higher) Fall 2015 ... 2016 and 2017 C-USA Honor Roll.

at Heritage: Listed as a two-star recruit by Rivals.com ... two -time all-CAP-8 Conference selection ... had 251 receiving yards as a senior tight end with 5 touchdowns for the Huskies ... two-way starter as a junior and senior for coach Jason McGeorge ... set school single-season records for most tackles (122) and sacks (15) as a senior ... team captain led Huskies to an 8-4 record and a spot in the NC 4AA playoffs as a senior ... competed at Raleigh VTO as well as Rivals Camp presented by Under Armour and Nike camp ... transfer from North Raleigh Christian Academy where he had 65 tackles and 9 sacks as a sophomore.

Personal: Born December 11, 1996 ... parents are Timothy and Michelle ... has a sister Nicole and a brother Zachary ... member National Honor Society ... double major in Finance and Marketing ... enjoys fishing and getting in the weight room.



Year	GRIT						
	G-S	UA-A-Tck	TFL	SK	INT	FR	QBh
2016	12-0	12-15-27	0.0	0	0	0	1
Total	12-0	12-15-27	0.0	0	0	0	1



EUGENE GERMAN
75 | 6-3; 287; R-Sr.; OL
 Martinsburg, W.Va.
 Martinsburg

At Charlotte: Returning starter who has made nine career starts in 23 games played over first three seasons ... signed to the 49ers second recruiting class in February, 2013 ... sat out the 2013 season as a red-shirt. **2016:** Played in eight games, making seven starts at right tackle ... seven consecutive starts (Sept. 10, Elon - Oct. 22 at Marshall) ... DNP (inj.) final four games. **2015:** Played in eight games, making two starts at right tackle ... made his first collegiate start at Middle Tennessee, 9/19, in the 49ers first-ever Conference USA game ... started the next game, as well, in 49ers first C-USA home game vs. FAU ... Named to Dean's List (3.4 GPA or higher) in Spring 2016. **2014:** Played in seven games, without a start ... made his 49ers debut in 2014 season-opener at Campbell. **2013:** Red-shirt season.

At Martinsburg: A first team all-state selection for head coach Dave Walker ... helped the Bulldogs to a 13-1 record and a State Championship ... Hunt Award Winner as state Lineman of the Year ... Honor roll student.

Personal: Born July 5, 1995 ... parents are Eugene and Chevelle German ... sisters: Jeanishia Campbell and Kyra German ... majoring in Political Science ... a member of high school's glee club.




JON HARDY
99 | 6-3; 288; R-So.; DL
 Wilmington, N.C.
 Hanover

At Charlotte: Signed with the 49ers on Feb. 4, 2015 as part of the program's fourth signee class. **2016:** Did not see action. **2015:** Red-shirt season ... Named to Athletic Director's List (3.0 or higher) in Spring 2016.

at New Hanover High: Listed as a two-star recruit by Rivals.com ... an honorable mention all-Mideastern Conference selection ... helped Kevin Motsinger-coached Wildcats to a 7-5 mark ... posted a 5-1 conference record to finish second in 3A/4A Mideastern Conference ... advanced to the 4A state playoffs ... Wildcats went 9-4 in junior season, reaching second round of 4A state playoffs ... placed second in conference with a 5-1 mark ... 2014 Blue-Grey all-American combine top performer ... A-B Honor Roll.

Personal: Born October 31, 1996 ... mother is Yolanda Hardy ... has three brothers and sisters: Bryan, Isaac and Bryanna ... pre-communication major ... enjoys playing instruments and watching scary movies.

Year	LEADERSHIP							DETERMINATION						
	G-S	UA-A-Tck	TFL	SK	INT	FR	QBh	G-S	UA-A-Tck	TFL	SK	INT	FR	QBh
2016	11-8	24-22-46	3.0	2.0	0	0	6	6-2	245	R-So.	LB	Roanoke, Va.	Hidden Valley	
Total	11-8	24-22-46	3.0	2.0	0	0	6							




TYRIQ HARRIS
10 | 6-2; 245; R-So.; LB
 Roanoke, Va.
 Hidden Valley

At Charlotte: 2016 Conference USA all-Freshman team ... returning starter ... signed with the 49ers on Feb. 4, 2015 as part of the program's fourth signee class. **2016:** Conference USA all-Freshman team ... Played in 11 games with eight starts as a red-shirt freshman ... made first career start at Temple (Game 4) and started next seven games ... DNP (inj.) in season-finale at UTSA ... sixth on the team with 46 tackles (24 solo) ... five or more tackles in six games ... high of six tackles vs. Eastern Michigan, vs. Rice and vs. Middle Tennessee ... five tackles at Florida Atlantic, vs. FIU and at Marshall ... had 3.0 TFL with 2.0 sacks (vs. Eastern Michigan and at Marshall) ... 3rd on team with six QB hurries ... tied a single-game school-record with 4 QBh vs. Rice ... had 2 QBh and 1 pass breakup vs. FIU (5 tackles; 1.0 TFL) ... finished season with 2 PBUs. **2015:** Red-shirt season ... Named to Chancellor's List (3.8 GPA or higher) in Fall 2015 (Perfect 4.0 GPA), Spring 2016 ... Athletic Director's List (3.0 GPA or higher) Fall 2016 ... 2016 and 2017 C-USA Honor Roll.

at Hidden Valley High: Second team all-state selection (all-purpose defense) as a senior with 87 tackles, 15.5 TFL and 5.0 sacks ... two-time first-team all-conference defensive lineman ... first team all-Region as a senior (all-purpose defense) ... 2014 team captain ... two-star recruit by Rivals.com ... A three-year letterwinner for the Titans ... led Hidden Valley to an 8-3 record and a Virginia 3A Tournament appearance ... senior season included a seven-game win streak under head coach Scott Weaver ... had 70 tackles, 11.0 sacks and one interception as a junior.

Personal: Born July 3, 1997 ... parents are Keith and Cari Harris ... has a sister, Lyric ... President of the Beta Club and member English Honor Society ... biology major ... father was in the military and Tyriq has moved around to places like Germany, Kansas, Kentucky and New Jersey.

Year	G-S	UA-A-Tck	TFL	SK	INT	FR	QBh
2016	11-8	24-22-46	3.0	2.0	0	0	6
Total	11-8	24-22-46	3.0	2.0	0	0	6



ARTHUR HART
40 | 6-2; 216; Sr.; P
 Cedarburg, Wisc.
 Model Secondary School

At Charlotte: A member of the 49ers third recruiting class, signed in February, 2014 ... three-year school-record punting totals of 191 punts; 7300 yards; 38.2 punt avg. with 19 punts of 50+ ... holds school record with a 66-yard punt vs. FAU, 2015 ... hard of hearing since birth. **2016:** Played in 11 games (DNP vs. FIU) ... set single-season school-records with a 39.2 punting average and eight kicks of 50 or more yards ... single-game school-records of 11 punts and 424 punting yards at #19 Louisville (38.5 avg; long of 58) and 48.0 punt avg. vs. Eastern Michigan (3 p; 144 yds.) ... had 19 kicks inside the 20 (at least one in 10 of 11 games played) and 18 fair catches ... matched school record with 4 punts inside the 20 vs. Elon and set school record with six punts for fair catches at UTSA ... longest kick of the year was 61 yards vs. Elon and Middle Tennessee. **2015:** Played in all 12 games, setting single-season records with 75 punts and



GRIT

OPPORTUNITY

LEADERSHIP

DETERMINATION

2895 punting yards ... had records with 20 punts inside the 20, and 37 fair catches ... school-record punt of 66 yards vs. FAU, 9/26 ... had single-game highs with 9 punts vs. Southern Miss, 10/24, 379 punt yards vs. FAU and 47.4 punt avg. vs. FAU ... record 4 punts inside the 20 vs. Marshall, 10/31 and six games with 4 fair catches ... tied own record with 2 punts of 50+ vs. FAU ... served as a flag carrier at Middle Tennessee in 49ers first-ever C-USA game. **2014:** Team's starting punter as a true freshman ... played in all 11 games ... 48 punts for 1741 yards ... averaged 36.3 yards per punt ... five punts of 50+ yards; 10 inside the 20 and a record 14 for fair catches ... season-high 57-yard punt at NC Central, 9/13 ... two punts of 50+ yards in collegiate debut at Campbell and two at NC Central ... opponents returned three punts for 10 yards during season ... high of 257 punting yards at NC Central (school-record 42.8 yards per punt with at least five punts) ... 44.0 yards per punt (2 p; 88 yds) vs. Wesley College ... had a 16-yard rush on a fake punt for a first down at Gardner-Webb.

At Model Secondary School for the Deaf and Hard of Hearing: 4 1/2 Stars by Kohl's Kicking/Punting Camp, class of 2014 ... ranked 61st among punters and top 100 among kickers ... scored 67 points for head coach James Gardner's Eagles ... 588 yards rushing and 60 tackles, as well ... captain of the MSSD football and basketball teams ... honor roll student elected Class Representative and 2012 NCSA Sports Athleadership Award.

Personal: Born June 7, 1995 ... Son of Chris and Jeff Hart ... has four brothers and sisters: Wyatt, Adriana, Tomasen, Miriam ... enjoys music, movies and travel (has been to Aruba, Costa Rica and Alaska) ... Athletic Director's List (3.0 GPA or higher) Fall 2015 ... 2016 and 2017 C-USA Honor Roll.

Year	P	Yds	Avg.	FC	In20	TB	50+	Long
2014	48	1741	36.3	14	10	1	5	57
2015	75	2895	38.6	37	20	3	6	66
2016	68	2664	39.2	18	19	4	8	61
Totals	191	7300	38.2	69	49	8	19	66



ALEX HIGHSMITH
46 6-3; 235; R-So.; LB
 Wilmington, N.C.
 Eugene Ashley

At Charlotte: Joined the 49ers for the 2015 season. **2016:** Played in all 12 games, making one start as a red-shirt freshman ... lone start came in season-finale at UTSA ... finished year with 17 tackles (11 solo), 2.0 TFL; 1.0 sacks, 1 QB hurry and 1 pass breakup ... top game came in starting assignment at UTSA: season-high 5 tackles (5 solo), 1.0 TFL on his first career sack ... at least one tackle in each of his final 11 games ... has a TFL vs. Middle Tennessee, as well ... two tackles at Temple and at Florida Atlantic in 49ers' first-ever C-USA win ... one tackle and one QBh vs. Old Dominion ... one tackle (TFL) and one PBU vs. MT ... **2015:** Red-shirt season ... Named to Athletic Director's List (3.0 or higher) in Spring 2016.

at Eugene Ashley: A second team all-Area and first team all-Mideastern Conference choice as a senior for the Screaming Eagles ... named team captain and MVP for head coach Michael Propst ... recorded 68 tackles and two forced fumbles as a junior to be named Most Improved Player ... honorable mention all-conference as a junior ...

Personal: Born August 7, 1997 ... parents are Sam and Pam Highsmith ... has a sister, Lauryn ... major in exercise science ... A/B Honor Roll throughout high school ... National Honor Society ... also played basketball and baseball.

Year	G-S	UA-A-Tck	TFL	SK	INT	FR	QBh
2016	12-1	11-6-17	2.0	1.0	0	0	1
Total	12-1	11-6-17	2.0	1.0	0	0	1



MICHAEL HOLMES
14 6-3; 250; R-So.; LB
 Charlotte, N.C.
 Victory Christian

At Charlotte: Signed with the 49ers on Feb. 4, 2015 as part of the program's fourth signee class ... played 2016 season as a defensive lineman. **2016:** Played in eight games without a start ... had two tackles on season ... had one tackle in college debut vs. Elon ... added a tackle vs. Old Dominion. **2015:** Ineligible in 2015 ... Named to Athletic Director's List (3.0 or higher) in Spring 2016.

at Victory Christian: NCISAA DIII first team all-state selection ... three-year letterwinner helped Kings to three straight NCISAA Div. III state title appearances, winning the state championship in 2012 and 2014 ... led Kings to the 2014 NCISAA Div. III state title (W, 46-13 over Rabun Gap-Nacoochee) ... Kings went 7-2, with a 3-1 mark in NCISAA Queen City Conference ... two-star recruit by Rivals.com for coach Dee Brown ... had 856 receiving yards and six TD's as a junior.

Personal: Parents are Michael and Patina Holmes... has two sisters, Patricia and Jasmine Holmes... Played under coach Dee Brown at Victory Christian.



TIMMY HORNE
98 6-4; 301; R-Fr.; DL
 Wadesboro, N.C.
 Anson

At Charlotte: Signed with the 49ers in February, 2016 as a member of the 49ers fifth recruiting class. **2016:** Red-shirt season.

At Anson: A 2015 Shrine Bowl participant for head coach Ralph Jackson ... on the roster for the 2015 Blue-Grey Regional Combine in North Carolina ... a three-year varsity player for the Bearcats ... had 22 tackles as a junior with 2 sacks ... 17 tackles, 1.5 sacks and 2 fumble recoveries as a sophomore ... also plays basketball.

Personal: Born Oct. 25, 1997 ... mother is Reva Horne ... Athletic Director's List (3.0 GPA or higher) Fall 2016.



DARIUS IRVIN
16 6-0; 200; R-So.; LB
 Winter Garden, Fla.
 Foundation Academy

At Charlotte: Signed with the 49ers on Feb. 4, 2015 as part of the program's fourth signee class. 2016: Played in all 12 games as a red-shirt freshman ... made seven tackles (1 solo) ... had highs of two tackles vs. Elon and FIU ... had a single tackle in debut at #19 Louisville. **2015:** Red-shirt season.

at Foundation Academy: Two-time second-team all-State 2A linebacker



GRIT OPPORTUNITY LEADERSHIP DETERMINATION

... two-time first team all 2A District 4 LB ... 2014 first team all-Orange and Osceola Counties ... had 70 tackles and returned a kickoff 80 yards for a TD ... versatile talent who has been a linebacker, running back, kick returner ... three-year starter for the Lions ... transfer from West Orange High, where he played as a freshman ... Listed as a two-star recruit by Rivals.com ... named to Orlando Sentinel's Super 60 Top Players in Central Florida ... team captain at Foundation Academy for head coach Brad Lord ... Lions were ranked #6 in 2A in the state ... 2A-District 4 Runner-up.

Personal: Born November 7, 1995 ... parents are Djuan and Gwendolyn Irvin ... twin brother of 2014 signee and fellow 49er Denzel Irvin (born on their mother's birthday, Nov. 7) ... also has a sister, Tiffany ... A/B Honor Roll ... enjoys singing.



DENZEL IRVIN
25 | 6-0; 184; R-Jr.; DB
 Winter Garden, Fla.
 Foundation Academy

At Charlotte: A member of the 49ers third recruiting class, signed in February, 2014. **2016:** Played in all 12 games with two starts ... made his first collegiate start in 49ers road win at Southern Miss ... also started season finale at UTSA ... credited with 20 tackles (15 solo) and two pass breakups ... highs of five tackles and four solos ini finale at UTSA ... had three tackles in opener at #19 Louisville ... had two tackles in five games, including four straight leading into season finale at UTSA (5 tackles) ... 13 tackles in final five games ... had single PBU's at Marshall and at UTSA. **2015:** Played in 11 games without a start during the 49ers inaugural season at the FBS level as a member of Conference USA ... saw time on special teams and in the secondary ... had four tackles (3 solo) ... high of two tackles (1 solo) vs. Southern Miss ... added individual solo tackles at FIU and vs. UTSA ... saw action in 49ers first FBS game (at Georgia State) and first C-USA game (at Middle Tennessee). **2014:** Red-shirt season.

At Foundation Academy: An all-State Defensive Back for head coach Brad Lord ... Ranked 41st in Orlando Sentinel's Central Florida Super60 ... played in 2013 Orange County East-West Shrine Bowl ... an all-District choice at Defensive Back and Wide Receiver ... had 43 tackles, a sack, 3 interceptions and 1 tackle for loss as a senior ... helped Lions to the school's first-ever state playoffs as a junior ... Lions went 8-4 that year, reached the Florida Class 2A playoffs and were district runners-up ... had 82 tackles that season with five sacks and 2 interceptions.

Personal: Born November 7, 1995 ... son of Djuan and Gwendolyn Irvin ... his twin brother, Darius signed with the 49ers in 2015 ... also has a sister, Tiffany ... communications major considering a career in athletic training ... enjoys Xbox 360.




BEN JACQUES
80 | 6-7; 247; R-So.; H
 Mt. Pleasant, S.C.
 Wando

At Charlotte: Signed with the 49ers on Feb. 4, 2015 as part of the program's fourth signee class. **2017:** Pulled in a seven-yard TD psss from Brooks Barden in the third quarter of the 2017 Green-White Spring Game. **2016:** Played in one game as a red-shirt freshman ... made college debut vs. Elon. **2015:** Red-shirt season ... Named to Dean's List (3.4 GPA

or higher) in Spring 2016.

at Wando High: Three-year letterwinner ... led Warriors to the South Carolina AAAA state tournament each of the last three years ... placed third in region in 2014 (6-6) and were eliminated from state playoffs by defending champ ... two-star recruit according to Rivals.com and 247 Sports ... Rivals (Jim Baxter) named him one of top 2 tight ends in state ... averaged 9.0 yards per catch and had two TD's as a senior for head coach Jimmy Noonan ... named to Post & Courier's Low Country's Top 10 players prior to senior season ... named one of South Carolina's Top 30 players by The State ... one of top 50 players of 2015 by Athlete Vault ... lettered in football and track.

Personal: Born August 22, 1996 ... parents are Kris and Bill Jacques ... has four brothers and sisters: Billy, Emily, Katie and Nathan ... Academic Leadership Award ... National Honor Society ... 3rd degree black belt... serves at Seacoast Church as a guitarist and musical director ... Chancellor's List (3.8 GPA or higher) Fall 2015 ... 2016 and 2017 Conference USA Honor Roll.



JAVARRIS JETT
94 | 6-0; 225; R-Fr.; LB
 Charlotte, N.C.
 West Charlotte

At Charlotte: Served red-shirt season in 2016.

At West Charlotte High: Two-time All-Conference selection ... as a senior had 94 tackles, two tackles for a loss and one interception.

Personal: Born May 29, 1998 ... son of Patrice Jett ... Athletic Director's List (3.0 GPA or higher) Fall 2016 ... 2017 C-USA Honor Roll.



KARRINGTON KING
50 | 6-0; 219; R-Sr.; LB
 Charlotte, N.C.
 Charlotte Catholic

At Charlotte: Enters the season with 205 career tackles, 12 shy of Larry Ogunjobi's career record of 217 ... his 73 tackles in 2016 were second on the team and tied for second most turned in during an FBS season ... ranks 5th all-time with 12.0 TFL and 2nd all-time with 6.5 career sacks ... joined team prior to the fall of 2013. **2016:** Played/started in all 12 games ... second on the team with 73 tackles (28 solo) and 2.0 sacks ... third with 5.0 TFL ... added 3 QB hurries and 2 pass breakups ... career-high of 13 tackles (with 1.0 TFL) in road win at Marshall (T3rd-most tackles by a 49er vs. an FBS foe) ... also had double-digit tackles with 11 vs. Middle Tennessee ... seven games with six or more tackles including eight vs. Old Dominion and at Southern Miss ... 1.0 sacks at Southern Miss and at UTSA ... high of 1.5 TFL at Southern Miss for a single-game line of 8 tackles, 1.5 TFL and 1.0 sacks ... 0.5 sacks vs. Elon; ODU and Middle Tennessee. **2015:** Played in all 12 games, making three starts ... started three consecutive games, mid-season, vs. Marshall, at FIU and vs. UTSA in place of injured ILB Nick Cook ... averaged 6.3 tackles as a starter ... fourth on the team with 53 tackles (32 solo) ... had 1.5 TFL and 1.5 sacks ... had a fumble recovery in first C-USA game at Middle Tennessee ... added 2 QB hurries and 2 pass breakups ... had high of 8 tackles (6 solo) vs. Marshall ... had 7 tackles (5 solo) vs. Southern Miss and 6 vs. Temple, vs. UTSA and



GRIT at Rice ... credited with a sack in FBS debut at Georgia State ... 0.5 sack vs. UTSA ... served as a flag carrier at FIU and for season-finale at Rice ... Named to Dean's List (3.4 GPA or higher) in Spring 2016. **2014:** Played in all 11 games, making eight starts ... started last eight games of season at ILB for injured Caleb Clayton-Molby ... third on team with 79 tackles and tied for second with 44 solo tackles ... had 5.5 tackles for loss and 3.0 sacks ... forced one fumble (vs. J.C. Smith) ... had two QB hurries and one pass break-up ... had a high of 12 tackle, twice: in first start (at Elon) and vs. Wesley College ... high of 9 solo tackles at Elon ... added 11 tackles at The Citadel ... led 49ers with 8 tackles in season-finale vs. Morehead State ... had high of 2.0 TFL vs. Wesley and Morehead State and 2.0 sacks vs. Morehead State ... served as an honorary flag carrier vs. James Madison, 10/25. **2013:** Sat out season as a red-shirt.

At Charlotte Catholic: Helped Cougars to a runner-up finish in the 2012 State Championship ... an all-Charlotte Observer selection ... Charlotte Catholic won 2012 conference championship ... attended Harding High for two years.

Personal: Born April 26, 1995 ... mom is Rotarsha King ... majoring in Management Information Systems ... Athletic Director's List (3.0 GPA or higher) Spring 2015.

Year	G-S	UA-A-Tck	TFL	SK	INT	FR	FF
2014	11-8	44-35-79	5.5	3.0	0	0	1
2015	12-3	32-21-53	1.5	1.5	0	1	0
2016	12-12	28-45-73	5.0	2.0	0	0	0
Total	34-23	104-101-205	12.0	6.5	0	1	1



HASAAN KLUGH

7

6-1; 192; R-Jr.; QB
Concord, N.C.
Central Cabarrus
North Carolina A&T

At Charlotte: Returning starting QB ... dual-threat QB ... 2016 team Offensive MVP ... transferred to the 49ers from North Carolina A&T in 2015. **2016:** Team Offensive MVP ... played in 11 games, making seven starts ... responsible for 1782 yards (1356 passing; 426 rushing) and 18 (of 49ers' 35 offensive) TDs (10 passing; 8 rushing) ... took over starting QB duties in game six and started final seven games (3-4) ... led 49ers to program's first-ever Conference USA wins (at FAU; at Marshall; at Southern Miss) ... named Conference USA co-Offensive Player of the Week after leading 49ers to 28-23 win at Florida Atlantic for the first-ever league win (14-17; 223 yards; 3 TDs; 54 yards rushing; 1 TD) ... finished season 120-of-224 for 1356 yards, 10 TDs and 3 INT ... 1356 passing yards rank 3rd in school-history ... longest pass was a 76-yard TD to Austin Duke in season finale at UTSA ... threw a 69-yard TD pass to Duke in historic win at FAU ... had high of 4 TD passes to Workpeh Kofa (long: 12 vs. FIU) and 3 to TL Ford II (long: 37 at FAU) ... season-highs of 22 completions on 49 attempts for 239 yards vs. Middle Tennessee ... had three 200-yard performances: 239, MT; 223, FAU; 203, Marshall ... high of 3 TD passes at FAU and had 2 off the bench vs. Eastern Michigan ... 14-of-17 passing at FAU set new school-record of .824 completion pct. ... had 31 passes of 15+ yards ... led team with 8 rushing TDs ... added 89 rushes for 426 yards (3rd on team) for a 4.8 per carry avg. ... averaged 38.7 rushing yards per game ... rushed for season-high of 95 yards vs. FIU, 66 vs. Rice and 62 vs. Elon ... matched school-record with three rushing TDs vs. Middle Tennessee ... had string of five straight games with a rushing TD (ODU; FAU; FIU; Marshall; USM) ... scored game-winning fourth-quarter (8:32) TD at Marshall on a two-yard carry in which he flipped into the endzone to give 49ers' 27-24 victory ... play capped a 16-play; 80-yard drive that ate up 7:29 minutes of play ... longest run of season was 39-yard effort vs. Elon ... also caught a

LEADERSHIP two-point conversion pass from Austin Duke vs. Middle Tennessee. **2015:** Sat out the 2015 season as an NCAA transfer ... Named to Dean's List (3.4 GPA or higher) in Spring 2016.

at NC A&T: Played in 7 games as a true freshman with three starts ... passed for 422 yards and one TD with two picks ... hit 46-of-84 passes (.548 pct.) ... rushed for 40 yards on 41 attempts ... Named MEAC Rookie of the Week after 31-14 win over Hampton (13-of-17; 167 yds; one TD; 0 INT).

at Central Cabarrus: Played in 2013 Shrine Bowl ... two-time all-South Piedmont selection ... 2,387 total yards with 34 TDs ... rushed for 885 yards and 11 TDs ... helped Vikings to an 11-2 season in 2013.

Personal: Born on August 1, 1996 ... Mother is Angela Alexander... has 5 brothers and 2 sisters ... Athletic Director's List (3.0 GPA or higher) Fall 2015.

Year	G-S	comp-att	TD	INT	Yds	Avg
2016	11-7	120-224	10	3	1356	123.3
Total	11-7	120-224	10	3	1356	123.3

SINGLE-GAME BESTS	CAREER	'16 SEASON
Yards	239	239
TDs	3	3
Long Completion	76	76

Year	G-S	Rush	Yds	Avg	TD*	Avg/G
2016	11-7	89	426	4.8	8/8	38.7
Total	11-7	89	426	4.8	8/8	38.7

* Rush TD/Overall TD

SINGLE-GAME BESTS	CAREER	'16 SEASON
Yards	95	95
TDs	3	3
Long Rush	39	39



WORKPEH KOFA

6

6-1; 206; R-Jr.; WR
Charlotte, N.C.
Independence

At Charlotte: Pronounced War-PAY ... returning starter ... led 49ers with five receiving TDs in 2016 ... A member of the 49ers third recruiting class, signed in February, 2014. **2016:** Played and started all 12 games ... 3rd on team with 27 catches and 329 yards (12.2 yds/catch) and a team-best five receiving TDs ... four of five receiving TDs came from returning starting QB Hasaan Klugh ... first career TD catch was a 10-yard reception vs. Eastern Michigan ... had TD catches in non-conference games vs. Eastern Michigan and at Temple and vs. C-USA foes FIU, Rice and Middle Tennessee ... four of five TDs came at home ... had career-high 70 receiving yards (1 TD) vs. Middle Tennessee ... added 40+ yards in back-to-back road wins at Marshall (43) and Southern Miss (57) ... high of four catches vs. Elon (31 yds) and MT ... longest catches were a 49-yard reception at Southern Miss and a 43-yarder at Marshall ... had seven catches of 15+ yards. **2015:** Played in all 12 games, making three starts ... first collegiate start came vs. Presbyterian ... also started in the 49ers first-ever C-USA game at Middle Tennessee and in the 2015 season finale at Rice ... fourth on the team with 17 catches for 177 yards ... averaged 10.4 yards per catch and 14.8 yards per game ... high of 4 catches (33 yards) vs. FAU in first home C-USA game ... high of 42 yards (3 catches) at FIU ... had four catches of 15 or more yards, including a career-best 30-yard reception in 49ers FBS debut victory at Georgia State ... two 15+ catches at FIU (19, 16) ... 24-yd reception vs. UTSA ... catches in 9 games. **2014:** Served a red-shirt season.

At Independence: A three-star recruit according to ESPN.com and Rivals.



GRIT com ... ranked 53rd in the state by ESPN.com ... Star receiver for the Patriots (8-5) was an all-Southwest 4A choice for head coach Joe Evans ... four-year starter ... had 53 catches for 839 yards and 10 touchdowns as an all-South Charlotte selection ... was also named second team all-Mecklenburg County ... three-year letterwinner had over 1500 yards receiving in his career ... Offensive MVP had 604 yards receiving as a junior with 9 TDs and an 18.30 average per catch.

Personal: Born February 20, 1996 ... father is Daniel Kofa, who moved to the US from Africa ... has a sister, Tinicee ... considering a major in business and/or communications.

Year	G-S	Rcv	Yds	Avg	TD*	Avg/G
2015	12-3	17	177	10.4	0/0	14.8
2016	12-12	27	329	12.2	5/5	27.4
Total	24-15	44	506	11.5	5/5	21.1

* Rec. TD/Overall TD

SINGLE-GAME BESTS	CAREER	'16 SEASON
Yards	70	70
TDs	1	1
Long Catch	49	49



BENNY LEMAY
32 | 5-9; 211; So.; RB
 Matthews, N.C.
 Butler

At Charlotte: Signed with the 49ers in February, 2016 as a member of the 49ers fifth recruiting class. **2016:** Played in nine games, making one start as a true freshman ... first career start came vs. Eastern Michigan (9 carries, 6 yards) ... totalled 34 rushes for 175 yards with 0 TDs (5.1 yds/rush; 19.4 yds/gm) ... had five catches for 28 yards with 0 TDs ... over first five games of season, he had 32 carries for 165 yards, averaging 6.4 carries and 33.0 yards per game (5.1 yards per carry) ... high of 79 yards on 8 carries vs. Elon, including a personal-best 44-yard carry and a 27-yard rush ... had 44 yards on eight carries at Temple with a 22-yard carry ... had three carries of 15 or more yards ... had a high of 85 yards from scrimmage vs. Elon (79 ru.; 6 rec.) ... 2 catches for high of 18 yards at Louisville with a long catch of 15 yards ... had at least one catch in each of his first four games accounting for all 5 catches, 28 yards.

At Butler: A three-start recruit by ESPN.com and 247Sports.com ... two-star recruit by Rival.com ... four-year varsity letterwinner played on Bulldogs 2012 NC 4AA state championship team ... a part of three Southwestern 4A Conference titles ... two-time all-Southwestern 4A Conference selection for coach Brian Hales ... rushed for 4059 career yards and 74 career TDs ... added 896 receiving yards ... Bulldogs went 10-3 in 2015 and earned a share of the Southwestern 4A Conference title with a 5-1 record ... named SW4A all-conference ... reached the second round of the 4AA state playoffs ... Southwestern 4A all-Conference pick as a junior as Bulldogs went 11-4 and finished as SW 4A runner-up with a 5-1 mark ... again reached the 4AA second round ... rushed for 1565 yards and 24 TDs as a junior (7.4 yds/carry; 124 yds/game) ... three-year starter helped Butler to the 4AA state semifinals as a sophomore ... rushed for 1038 yards and 18 TDs as a sophomore and added 650 receiving yards and 7 TDs ... four-year varsity member enjoyed an unbeaten 15-0 record and a 4AA state title as a freshman ... was second on team with 404 yards rushing and had 8 TDs ... younger brother of current 49ers WR Uriah LeMay.

Personal: Son of Stacy and Denae LeMay ... brother of teammate Uriah LeMay (WR) ... other siblings are Christian (QB at Jacksonville State) and Jasmine.

		LEADERSHIP			DETERMINATION		
Year	G-S	Rush	Yds	Avg	TD*	Avg/G	
2016	9-1	34	175	5.1	0/0	19.4	
Total	9-1	34	175	5.1	0/0	19.4	

* Rush TD/Overall TD

Year	G-S	Rcv	Yds	Avg	TD	Avg/G
2016	9-1	5	28	5.6	0	3.1
Total	9-1	5	28	5.6	0	3.1

SINGLE-GAME BESTS	CAREER	'16 SEASON
Yards	79	79
TDs	0	0
Long Rush	44	44



URIAH LEMAY
9 | 6-2; 208; R-Sr.; WR
 Matthews, N.C.
 Butler
 Georgia

At Charlotte: Transferred into the 49ers program from Georgia in May, 2014 ... older brother of teammate Benny LeMay. **2016:** Played in 11 games ... caught nine passes for 91 yards ... averaged 10.1 yards per catch; 8.3 per game ... had three catches of 15+ yards ... longest reception was a 19-yarder at Temple ... had an 18-yard catch avs. FIU and a 17-yarder vs. Eastern Michigan. **2015:** Played in seven games before injury ended his season ... caught six passes for 71 yards ... high of 2 catches for 25 yards vs. Presbyterian, Sept. 12 ... also had 2 catches (14 yds) in C-USA debut at Middle Tennessee ... longest catches were a 23-yard reception vs. Presbyterian and a 19-yard grab at Old Dominion ... returned two kick-offs for 58 yards ... had a 48-yard return of an onside kick for a TD in first-ever C-USA game at Middle Tennessee ... was the 49ers third all-time kick-off return for a TD. **2014:** Sat out the 2014 season in accordance with NCAA transfer rules.

At Georgia: Redshirted the 2013 season ... Recipient of the Roger F. and Michael A. Kahn Football Scholarship ... A-B Honor Roll, first session.

At Butler: PrepStar All-America Team for coach Brian Hales ... 2012 Class AAAA All-State Team for coach Brian Hales ... 2013 Semper Fidelis All-America Bowl ... NCPreps.com Top 10 Class of 2013 ... Fox Sports NEXT three-star prospect, #70 WR in the country ... ESPN.com four-star recruit, #48 WR nationally, #26 overall prospect in North Carolina ... 247sports.com three-star recruit, #101 WR nationally, #15 overall prospect in North Carolina ... Maxpreps.com four-star recruit ... Had 43 receptions for 842 yards and 14 TDs, rushed for 397 yards on 38 carries and 5 TDs in 2011 ... school-record holder for yards and TDs by a wide receiver.

Personal: Born May 8, 1994 ... son of Stacy and Denae LeMay ... siblings are Christian (QB at Jacksonville State), Jasmine and Benny, a RB who signed with the 49ers in Feb., 2016 ... enjoys singing and painting ... communications major.

Year	G-S	Rcv	Yds	Avg	TD*	Avg/G
2015	7-0	6	71	11.8	0/1	10.1
2016	11-0	9	91	10.1	0/0	8.3
Total	18-0	15	162	10.8	0/1	9.0

* Rec. TD/Overall TD

SINGLE-GAME BESTS	CAREER	'16 SEASON
Yards	26	26
Receiving TDs	0	0
Long Catch	23	19



GRIT **OPPORTUNITY**



STEDMAN LUCAS
93 | 6-1; 282; R-Sr.; LB
 Orangeburg, S.C.
 Orangeburg Wilkinson
 Western Carolina

At Charlotte: Transferred into the 49ers program from Western Carolina in the summer of 2015. **2016:** Did not see action during the 2016 season. **2015:** Sat out the 2015 season in accordance with NCAA transfer rules.

at Western Carolina: 2014: Played in one game as a defensive reserve and on special teams ... Made his collegiate debut against Catawba (Sept. 13) ... Did not record any statistics. **2013:** Red-shirt season.

At Orangeburg-Wilkinson: Played tight end and linebacker in high school ... Recorded 139 tackles over his final two seasons as a prep including 66 stops as a senior and 73 hits as a junior ... Led Orangeburg-Wilkinson back to the state playoffs in 2012 for the first-time in six years ... Posted seven sacks combined over the two years, with nine pass deflections, three forced fumbles and 12 total tackles for loss as a senior..

Personal: Parents are Steve and Jeanette Lucas... has two siblings, Sterling and Santana... has a family history in college athletics, brother Sterling Lucas played football at NC State and father played football at South Carolina State... Majoring in Communications ... Athletic Director's List (3.0 GPA or higher) Spring 2015, Fall 2015.



NAFEES LYON
24 | 5-9; 179; R-So.; DB
 Charlotte, N.C.
 Mallard Creek

At Charlotte: Signed with the 49ers on Feb. 4, 2015 as part of the program's fourth signee class. **2016:** Played in 10 games as a red-shirt freshman, without a start ... credited with 17 tackles (7 solo) with 1 QB hurry and a forced fumble ... had a high of six tackles (3 solo) vs. Elon ... had 2+ tackles in five straight games (2 at Temple; 3 vs. ODU; 2 at FAU; 2 vs. FIU; 2 at Marshall) ... forced a fumble in home-opener vs. Elon. **2015:** Red-shirt season.

at Mallard Creek High: A member of Mallard Creek's two-time 4AA State Champions ... Mavericks went 31-1 over last two seasons under head coach Mike Palmieri ... four-time conference and regional champions ... Nationally-ranked Mavericks peaked at 7th in 2014 and 9th in 2013 by USA Today ... had 3 INT's (1 for TD) and a punt return for TD as a senior ... 6 INT's, 2 fumbles recoveries for TDs and a punt return for a TD as a junior ... had three INT's in one game ... named first team all NC Preps preseason all-state as a senior and 2nd team NC All-Gridiron Team ... nominated for Gatorade Defensive Player of the Year ... named the Top Defensive Back at Charlotte's TVO Top 100 in Mar., 2014 ... three-star recruit according to ESPN.com and Rivals.com who had 14 Division I offers ... ranked 35th in state and 71st in nation at position ... Mallard Creek went 15-1 in his senior season and defeated Wake Forest, 25-14 to win its second straight state title ... three-year letterwinner ... 2013 and 2014 A/B Honor Roll.

Personal: Born December 10, 1996 ... parents are Tobin and Belinda Lyon ... has a brother, Tobin II ... Business and Finance major ... enjoys basketball and XBOX 360 ... Athletic Director's List (3.0 GPA or higher) Fall 2015.

LEADERSHIP **DETERMINATION**

Year	G-S	UA-A-Tck	TFL	SK	INT	FR	FF
2016	10-0	7-10-17	0.0	0	0	0	1
Total	10-0	7-10-17	0.0	0	0	0	1



NICK MARTIN
92 | 6-3; 287; R-Fr.; DL
 Lexington, Ky.
 Dunbar

At Charlotte: Signed with the 49ers in February, 2016 as a member of the 49ers fifth recruiting class. **2016:** Red-shirt season.

At Dunbar: AP Second-Team all-State defensive lineman in 2015 for coach Paul Rains ... 3rd team all-state by *Louisville Courier-Journal* ... four-year starter ... team captain ... named first team all-City by the *Lexington Herald* ... led team with 76 tackles including 31 TFL and 16 sacks ... caused 6 fumbles ... had 1 sack and was the leading tackler with 9 tackles in 2015 Border Bowl ... was named Kentucky's Lineman MVP ... also played in Battle of the Bluegrass All-Star Game ... won Zach Stanfield Award ... missed his junior season with a broken foot ... was third-team all-state; first team all-City as a sophomore ... four-year starter helped Bulldogs to a 6-6 record and the second round of the 6A state playoffs in 2013.

Personal: Born February 4, 1998 ... parents are Dean and Laura Martin ... has a brother, Hunter and sister, Samantha ... majoring in geology ... enjoys working out.



AARON MCALLISTER
38 | 6-0; 216; R-Fr.; DB
 Live Oak, Fla.
 Suwanee

At Charlotte: Signed with the 49ers in February, 2016 as a member of the 49ers fifth recruiting class ... Listed as a DB in 2016 but moved to RB in fall 2017. **2016:** Red-shirt season.

At Suwanee: One of the area's top athletes ... 2015 all-Area first team selection on offense (UTIL) ... produced 757 rushing yards with 15 TDs and 440 receiving yards and 9 TDs ... also had two punt return TDs ... as a defensive back pulled in four interceptions ... named to FACA All-Star Game ... led Bulldogs to a 10-3 mark, including a 4-0 record as 5A District 3 Champs ... lost in the 5A FHSAA Regional finals ... 2014 Regional Champs reached the 5A state semifinals ... went 13-3 and claimed the 5A District 5 title with a 6-0 mark ... three-year varsity player helped Bulldogs to a 7-3 record in 2013 and 5A District 5 co-championship with a 5-1 mark.



AJ MCDONALD
41 | 6-0; 195; R-So.; DB
 Bamberg, S.C.
 Bamberg-Ehrhardt

At Charlotte: Signed with the 49ers on Feb. 4, 2015 as part of the program's fourth signee class. **2016:** Played in all 12 games with 8 starts ...



GRIT OPPORTUNITY

started the first eight games ... seventh on team with 45 tackles (28 solo) with 1.5 TFL ... had a high of eight tackles at FAU in the 49ers first-ever Conference USA victory ... had seven takles vs. Eastern Michigan and six (all solo) at Temple with 1.0 TFL ... had seven games with 4+ tackles including six of first seven games and season-finale at UTSA ... 4 tackles in college debut at #19 Louisville. **2015:** Red-shirt season ... Named to Athletic Director's List (3.0 or higher) in Spring 2016.

At Bamberg-Ehrhardt High: Helped Red Raiders to the 2014 SCHSL Class A Div. I State Championship game ... state runners-up fell to Christ Church Episcopal, 23-14, in title game to post 12-2 season ... Finished second in Class A Region V standings to Allendale-Fairfax but knocked Allendale-Fairfax out in state semifinals, 20-8 ... Reached state semifinals of Class AA Div. II playoffs in 2013 ... finished second in Class AA Region V standings with a 4-1 mark to state finalist Silver Bluff ... two-star recruit by Rivals.com and 247sports ... 1st team all-Area Defensive Back as a senior (The Times and Democrat) for head coach Kevin Crosby ... Honorable mention all-Area in 2013.

Personal: Born on May 7, 1997... Parents are John and Brenda McDonald... Has one sister, Ashley... Father and cousin, David Thomas, both played collegiate football... Under Coach Kevin Cosby, was a member of the Red Raider football team that led Bamberg-Ehrhardt High School to a runner up state championship title... Was awarded Defensive Back of the Year, all-Regional, and all-State Honors ... Athletic Director's List (3.0 GPA or higher) Fall 2015 ... 2016 and 2017 C-USA Honor Roll.

Year	G-S	UA-A-Tck	TFL	SK	INT	FR	FF
2016	12-8	28-17-45	1.5	0	0	0	0
Total	12-8	28-17-45	1.5	0	0	0	0



BRIAN MCDONOUGH
54 | 5-7; 231; R-Jr.; LS
 Kernersville, N.C.
 East Forsyth

At Charlotte: Joined the 49ers in the summer of 2014 ... back-up long snapper ... left program after 2015 season but returned during the 2016 season. **2016:** Did not play after returning to team in 2016. **2015:** Played in one game, making his 49ers debut vs. Temple, 10/2. **2014:** Served a red-shirt season.

At East Forsyth: Helped the Eagles to a 13-1 record as a senior ... received a 4.5 star rating at Rubio Long Snapping Camp, which he attended in both Charlotte and Las Vegas ... Special Teams MVP for head coach Todd Willert ... Eagles were 9-4 as a junior ... honor roll student.

Personal: Born Jan. 10, 1995 ... parents are Brian and Kim ... has a brother, Charles ... enjoys listening to music and coaching Pop Warner ... majoring in Elementary Education ... Athletic Director's List (3.0 GPA or higher) Fall 2015.



CHRIS MONTGOMERY
4 | 5-9; 166; Sr.; WR
 Waco, N.C.
 Burns

At Charlotte: Slot receiver who holds 49ers school records as a kick returner, including career numbers of 68 returns and 1345 return yards ...

LEADERSHIP DETERMINATION

A member of the 49ers third recruiting class, signed in February, 2014. **2016:** Played in all 12 games without a start ... caught three passes for six yards and added one nine-yard rushing TD ... primary kick returner had school records with 43 returns for 845 yards (19.7 avg.) ... high of 141 return yards at Temple, which is fourth-most in 49ers history and Montgomery's second-best performance (145 vs. James Madison, 2014) ... also had 125 return yards vs. FIU; 110 vs. ODU and 105 vs. Middle Tennessee ... longest return was a 44-yarder vs. Middle Tennessee ... had three returns of 30+ yards ... nine-yard rushing TD came in 49ers key C-USA road win at Southern Miss ... longest catch was a seven-yarder vs. Old Dominion. **2015:** Played in 11 games with one start during the 49ers inaugural FBS season as a member of Conference USA ... used as a receiver, rusher and kick returner ... had 4 catches for 25 yards; 3 rushes for 23 yards and 13 kick returns for 263 yards ... had single catches vs. Presbyterian (4 yds.), Temple (8 yds), Marshall (6 yds) and at FIU (7 yds) ... longest catch was an 8-yard reception vs. Temple ... 2 rushes for 18 yards vs. Temple, with a long of 12 yards ... highs of 3 kick returns for 59 yards in season-finale at Rice ... had long returns of 31 yards vs. UTSA and 30 at FIU ... 311 total all-purpose yards on the season. **2014:** Played in 10 games as a true freshman, as a receiver and on special teams as a kick returner ... had two catches for 77 yards (both in home opener vs. Johnson C. Smith) ... had a freshman-record 62-yard catch in that game ... second on team with a freshmen-record 12 kick returns for a freshman record 237 yards, all in the last four games ... had a freshman record 145 return yards vs. James Madison (7 returns) with a high of a 27-yard return ... had three returns for 60 yards at The Citadel.

At Burns: A dual threat quarterback for head coach Matt Beam ... Threw for over 1700 yards and rushed for over 1000 yards as a senior all-conference choice ... combined for over 2800 yards and 27 touchdowns as the Bulldogs went 11-2 and reached the second round of NCHSAA 3A Playoffs ... added 1260 yards passing as an all-conference junior with 910 yards rushing and a total of 23 touchdowns ... Bulldogs went 10-4 and won the South Mountain Athletic Conference in 2012 and reached the NCHSAA 3A third round ... member of state finalists 4x100 relay team ... a North Carolina Scholar-Athlete all four years.

Personal: Born Sept. 16, 1996 ... son of Katina and Melvin Montgomery ... has a sister, Caitlyn ... enjoys writing, singing and basketball.

Year	G-S	Rcv	Yds	Avg	TD*	Avg/G
2014	10-0	4	80	20.0	0/0	8.0
2015	11-1	4	25	6.2	0/0	2.3
2016	12-0	3	6	2.0	0/1	0.5
Total	33-1	11	111	10.1	0/1	3.4

* Rec. TD/Overall TD

Kick Returns

Year	no.	Yds	Avg	TD	LG
2014	12	237	19.8	0	27
2015	13	263	20.2	0	31
2016	43	845	19.7	0	44
Total	68	1345	19.8	0	44



NATE MULLEN
83 | 5-8; 180; R-So.; WR
 Harrisburg, N.C.
 Hickory Ridge

At Charlotte: Signed with the 49ers on Feb. 4, 2015 as part of the program's fourth signee class. **2016:** Played in all 12 games as a red-shirt freshman, making three starts ... caught 12 passes for 85 yards ... saw time as a returner on special teams, as well ... returned one kick for 20



GRIT OPPORTUNITY

yards and five punts for 13 yards ... had highs of three catches and 27 yards in road win at Marshall ... also had three catches in season-finale at UTSA ... longest catch was a 13-yarder at UTSA ... had three catches of 10+ yards ... 20-yard kick return came in debut at #19 Louisville ... had a 12-yard punt return vs. Rice. **2015:** Red-shirt season.

at Hickory Ridge High: 2014 Shrine Bowl of the Carolinas selection ... first Shrine Bowl representative from Hickory Ridge High ... named third-team all-Charlotte Observer area as a return specialist ... led Ragin' Bulls to a 10-3 record and into the 2nd round of the NC 3AA state playoffs ... South Piedmont 3A Conference runner-up ... had over 1500 total yards with 819 rushing (6.8/carry) and 727 receiving (14.8/rec.) for coach Marty Paxton ... 25 touchdowns included 16 on the ground and 9 through the air ... had over 2600 all-purpose yards and 19 TD's as a junior ... helped Bulls to South Piedmont 3A Conference title as a sophomore ... Bulls reached playoffs all four years ... three-time all-conference selection and two-time Special Teams Player of the Year ... school's single-season and career record holder for all-purpose yards, touchdowns, punt and kickoff return touchdowns, receiving yards and receiving touchdowns ... a two-star recruit by ESPN.com and Rivals.com ... named NCPreps.com 3A all-state.

Personal: Born March 24, 1996 ... parents are Jeff and Andrea Mullen ... father is the 49ers Offensive Coordinator, Jeff Mullen ... has two sisters, Rami and Maggie ... 2013 Golden Gloves Novice Division runner-up ... Athletic Director's List (3.0 GPA or higher) Fall 2015.

Year	G-S	Rcv	Yds	Avg	TD*	Avg/G
2016	12-3	12	85	7.1	0/0	7.1
Total	12-3	12	85	7.1	0/0	7.1

* Rec. TD/Overall TD

Punt Returns

Year	no.	Yds	Avg	TD	LG
2016	5	13	2.6	0	12
Total	5	13	2.6	0	12

LEADERSHIP DETERMINATION

passes for 36 yards ... receptions came at #19 Louisville, at Temple, vs. Old Dominion and at UTSA ... longest catch was a 20-yard reception in season-finale at UTSA ... averaged 9.0 yards/catch. **2015:** Played in eight games, without a start in the 49ers inaugural season at the FBS level as a member of Conference USA ... used as both a kick and punt returner ... had 1 kick return for 13 yards (in C-USA opener at Middle Tennessee) ... had 2 punt returns for 6 yards ... long punt return was 7 yarder vs. FAU. **2014:** Served a red-shirt season.

At Cartersville: Played wide receiver and defensive back for head coach Frank Barden ... teammates with fellow 2014 signees Brooks Barden (Dec., 2013) and TL Ford (Feb., 2014) ... A first team all-Region 5 AAA defensive back as a senior ... had 542 receiving yards and 10 touchdowns as a senior as the Purple Hurricanes (11-2) were ranked 7th among state AAA teams and won back-to-back regional championships ... had 404 yards receiving as a junior with six touchdowns ... Hurricanes went 13-1 that season ... a two-time all-county and all-region selection ... posted a 3.5 GPA ... played baseball (LF) and basketball (SG).

Personal: Born June 24, 1996 ... Mother is Jewel Akpose ... has a brother D'Andre Quattlebaum and a sister, Keelie Quattlebaum ... enjoys playing video games ... plans to major in engineering.



JOHNNY RAY

58

**6-3; 262; R-Fr.; DL
Mt. Pleasant, S.C.
Wando**

At Charlotte: Signed with the 49ers in February, 2016 as a member of the 49ers fifth recruiting class. **2016:** Red-shirt season.

At Wando: First team USA Today all-state performer three-star recruit by ESPN.com and 247Sports ... two-star recruit by Rivals.com ... named honorable mention all-Low Country by the Charleston Post & Courier ... three-year varsity standout for the Warriors ... had 33.5 tackles as a senior with 9 TFL and 4 sacks ... added 8 QB hurries and two fumble recoveries ... finished career with 60.5 tackles and 16 TFL, 6 sacks and 14 QB hurries ... Named to South Carolina's 2015 North-South All-Star ... team's defensive line MVP ... named first team all-East Cooper.

Personal: Born Nov. 9, 1997 ... son of William and Vaudrien Ray ... siblings are William and Summer.



ED ROLLE

2

**5-11; 190; Jr.; DB
Miami, Fla.
Carol City
Garden City (Kan.) C.C.**

At Charlotte: Transferred into the 49ers program following the completion of the Spring 2016 semester. **2016:** Played in all 12 games in his first year with the 49ers ... made eight starts: the first four games and the last four ... fifth on the team with 49 tackles (4th with 30 solo) ... shared team lead with three interceptions and added three pass breakups ... had 2.0 TFL ... tied a school-record with interceptions in back-to-back games (vs. FIU; at Marshall) ... also had a pick vs. Eastern Michigan ... had double-digit tackles in one game (12 vs. Rice, 10 solo) ... had eight tackles at Temple and 5 vs. Elon, at Marshall and at UTSA ... 7 games with 4 or more tackles ... strong game in win at Marshall (5 tackles; 21-yard INT; 1 PBU)



LUKE PREVETTE

69

**6-3; 267; R-So.; OL
Statesville, N.C.
Statesville H.S.
Maryville**

At Charlotte: Red-shirt season in 2016.

At Statesville High: Earned All-Conference honors ... As a senior, he helped his team reach the third round of the state playoffs.

Personal: Born August 25, 1997 ... mother and stepfather are Ray and Christy Georgeson and father and stepmother are Michael and Nancy Prevette ... siblings are Christopher, Lexi, Adam, Crystal, Sally and Wesley ... Athletic Director's List (3.0 GPA or higher) Fall 2016 ... 2017 C-USA Honor Roll.



MARK QUATTLEBAUM

3

**5-10; 160; R-Jr.; WR
Cartersville, Ga.
Cartersville**

At Charlotte: A member of the 49ers third recruiting class, signed in February, 2014. **2016:** Played in six games without a start ... caught four



GRIT OPPORTUNITY

and vs. Rice (12 tackles; 1.0 TFL) ... TFLs vs. Elon; Rice.

At Garden City: Played in 11 games for the Broncbusters with 42 tackles (28 solo) ... has 2 TFL ... credited with one forced fumble ... had a fumble recovery and an interception ... teammate of FIU commit Andrew Brown.

At Carol City: Helpd Chiefs to a 7-3 record ... also ran track ... advanced to regionals in the 110 hurdles and the long jump ... reached state championships two years ina row in the 4x100 relay.

Personal: Born May 2, 1996 ... mother is Lanaldrige Rolle ... has a brother, Edward Rolle III ... enjoys shooting pool ... major in astronomy.

Year	G-S	UA-A-Tck	TFL	SK	INT	FR	PBU
2016	12-8	30-19-49	2.0	0.0	3	0	3
Total	12-8	30-19-49	2.0	0.0	3	0	3

SINGLE-GAME BESTS	CAREER	'16 SEASON
Tackles	12	12
Solo tackles	10	10
TFL	1.0	1.0

LEADERSHIP DETERMINATION



TREVOR STACY

78

6-4; 309; R-So.; OL
Huntington, W.Va.
Spring Valley

At Charlotte: Made 49ers debut Sept. 10, 2016 vs. Elon ... signed with the 49ers on Feb. 4, 2015 as part of the program's fourth signee class. **2016:** Played in one game as a red-shirt freshman ... lone appearance came in home opening win vs. Elon. **2015:** Red-shirt season.

At Spring Valley High: A three-time first-team Class AAA all-state selection ... 2014 Hart Award Winner as the West Virginia Sports Writers Association Top Lineman for head coach Brad Dingess ... Named the Herald-Dispatch Tri-State Player of the Year and to the all-Tri-State team ... four-year starter holds record for most starts in school history ... Led Timberwolves to a 7-4 mark and a spot in the AAA playoffs as a senior ... Timberwolves reached state playoffs in each of his four years including trip to state quarterfinals in sophomore year (8-4) ... a three-time first team all-Area and first-team all-Mountain State Athletic Conference choice ... a three-star recruit by ESPN.com and received two stars from Rivals.com and 247 Sports ... Herald Dispatch writer Tim Stephens said of the stand-out offensive lineman that he "had more pancakes than IHOP" ... former Charlotte 49ers offensive line coach Phil Ratliff coached at Spring Valley High before moving into the college ranks.

Personal: Born September 24, 1996 ... parents are Rick and Annie Stacy ... siblings are Brandon and Chandler ... systems engineering major.



DANIEL ROSE

13

6-1; 166; R-So.; WR
Orlando, Fla.
Freedom

At Charlotte: Joined the 49ers in the summer of 2015. **2016:** did not see action during the 2016 season. **2015:** Red-shirt season.

at Freedom High School: was elected team captain for the Patriots under Coach Jeff Higgins... 13 receptions...260-yards, 4 TD's and was selected to the 2nd Team Metro All-Star Team.

Personal: Born on July 21, 1997... Parents are Chris and Claude Rose... has two siblings, Josephine and Albert... Has a family history of college athletes including: Seth Rose-Hall of Fame tennis player at USC, Father was a Division II All-American who went to play for the Philadelphia 76ers, and brother Albert is a Division II athlete at Concord ... Dean's List (3.4 PA or higher) Fall 2016; Athletic Director's List (3.0 GPA or higher) Fall 2015.



JT STARR

22

6-2; 180; R-Fr.; DB
Belmont, N.C.
South Point H.S.

At Charlotte: Served a red-shirt season in 2016.

At South Point High: Named Athlete of the Year as a senior...Earned first-team All-Gazette honors...A two-time All-Conference selection... Earned the Jack Lineberger Scholarship...Helped his team capture two conference championships...As a senior, he helped his team reach the state championship game.

Personal: Born September 21, 1997...son of Juan and Latrice Miller ... sibling is Cameron Miller...JT is short for Jontavious.



JOSH SNAPPER

79

6-2; 261; R-So.; OL
Waxhaw, N.C.
Marvin Ridge

At Charlotte: Joined team prior to the 2015 season. **2016:** Did not see action in 2016. **2015:** Red-shirt season ... Named to Dean's List (3.4 GPA or higher) in Fall 2015 and Athletic Director's List (3.0 or higher) in Spring 2016 ... 2015-016 Conference USA Commissioner's Honor Roll.

At Marvin Ridge: An all-Southern Carolina Conference and all-Union County selection for head coach Brad Hoover, a former NFL Carolina Panther fullback ... named team captain as a senior ... two-year varsity starter ... helped Mavericks produce 3,772 yards of total offense and make the 3A playoffs in 2014 ... also played varsity baseball.

Personal: Born April 11, 1996 ... son of Russ and Stacy Snapper ... siblings are Rachael and Josiah ... enjoys fishing and basketball ... cousin of UFC fighter Urijah Faber, who was a coach on "Ultimate Fighter" ... played summer showcase baseball ... Business major.



ZANE TALLY

90

6-0; 231; R-Jr.; H
Charlotte, N.C.
Mallard Creek H.S.
Carson-Newman

At Carson-Newman University: Saw action in six games in 2014.

At Mallard Creek High: Named Offensive MVP as a senior...Helped his team win the 4A state championship as a senior with a perfect 16-0 re-



GRIT OPPORTUNITY

cord ... ranked 16th in the nation ... named team's Offensive MVP ... 4.0 student.

Personal: Born November 2, 1995...Son of Greg and Kim Tally...sibling is Tanner ... biology major ... enjoys working on cars.



JOE THOMPSON
14 | 6-1; 197; R-Fr.; QB
 Ashburn, Va.
 Stone Bridge

At Charlotte: Signed with the 49ers in February, 2016 as a member of the 49ers fifth recruiting class. **2016:** Red-shirt season ... Scout Team MVP.

At Stone Bridge: Named honorable mention all-Met by the Washington Post ... led Bulldogs to North Region championship and a VHSL 5A State Runner-Up finish in 2015 ... led an offense that scored 35 or more points in the four wins leading up to the state championship game ... team captain ... set records for passing yards in a career and passing yards in a game ... threw for 1377 yards as a senior (88-142) with 15 TDs and 6 INTs through nine games ... dual-threat QB added 812 rushing yards and 12 TDs ... led Stone Bridge to a 10-5 record ... placed second in 5A Conference 14 with a 3-1 mark ... two-star recruit by Rivals.com ... had 2101 passing yards as a junior with 12 TD's ... added 387 rushing yards ... Bulldogs went 10-3 and reached the state quarterfinals ... three-year varsity player for coach Mickey Thompson ... helped Bulldogs to a 9-3 record as a sophomore ... honor roll student.

Personal: Born April 21, 1998 ... son of Mickey and Kathy Thompson ... siblings are Amy, Patrick and Zach ... Patrick and Zach played football at Wake Forest and Zach went on to an NFL career with the Jets, Broncos and Ravens ... Dad, Mickey played at Virginia ... Dean's List (3.4 GPA or higher) Fall 2016 ... 2016 and 2017 C-UUSA Honor Roll.



R.J. TYLER
88 | 6-3; 240; R-Jr.; H
 Wagener, S.C.
 Wagener-Salley

At Charlotte: A member of the 49ers third recruiting class, signed in February, 2014. **2016:** Played in all 12 games without a start ... did not have a reception ... saw special teams action as well. **2015:** Played in all 12 games without a start ... saw bulk of his action on special teams ... did make one catch for 12 yards vs. Presbyterian ... served as Special Teams Flag Carrier at Kentucky, in program's first game against a Power 5 conference foe ... Named to Athletic Director's List (3.0 or higher) in Spring 2016. **2014:** Served a red-shirt season.

At Wagener-Salley: A two-time all-state and HSSR all-state selection ... had 25 catches for 515 yards and four touchdowns as a senior for coach Ken Tucker ... named all-Region IV-A and the Region Tight End of the Year ... season highlighted by a six catch, 181-yard, 3-touchdown performance vs. Williston-Elko ... has over 1000 yards receiving in his War Eagles' career ... 20 catches for 354 yards and six touchdowns as a junior ... all-Region IV-A for three straight years ... two-time all-Augusta Chronicle and all-Aiken Standard choice ... selected to play in Border Bowl I ... had 77 tackles on the defensive side of the ball the last two years, with 47 solo tackles and three sacks.

LEADERSHIP DETERMINATION

Personal: Born Aug. 19, 1996 ... son of Robert and Bernice Tyler ... his father, Robert, was drafted by the Seattle Seahawks ... has a sister, Shaquita ... considering Business Management ... Athletic Director's List (3.0 GPA or higher) Fall 2016 ... 2016 and 2017 C-USA Honor Roll.




JACKSON VANSICKLE
18 | 6-1; 207; R-So.; K
 Charlotte, N.C.
 Charlotte Christian
 Virginia Tech

At Charlotte: Transferred into the 49ers program following the completion of the Spring 2016 semester. **2016:** Sat out in accordance with NCAA transfer rules.

At Virginia Tech: Red-shirted lone year at Virginia Tech.

At Charlotte Christian: Named NCISAA All-State and All-Conference ... helped Knights to two state championships ... two-year letterwinner for coach Jason Estep ... Named to Southeast Super-Region Team.

Personal: Born Jan. 21, 1997 in Salem, Mass. ... son of Eric and Laura VanSickle ... has a brother, Christian and a sister, Sarah ... major in business.



ROBERT WASHINGTON
20 | 5-10; 227; So.; RB
 Huntersville, N.C.
 East Gaston

At Charlotte: Signed with the 49ers in February, 2016 as a member of the 49ers fifth recruiting class. **2016:** Played in all 12 games as a true freshman, making one start ... first career start came vs. FIU (6 carries; 33 yards; TD) ... had one 100-yard rushing game ... had eight games of 30+ rushing yards and six rushes of 15 or more yards ... was second on team with 489 rushing yards, 97 carries and 5 rushing TDs ... added 13 catches for 28 yards and 0 TDs ... rushed for a high of 120 yards vs. Eastern Michigan on 20 carries ... had two TD runs vs. Elon ... his 58-yard TD run in win at Southern Miss was 49ers second longest of the season ... finished game with 94 rushing yards ... also scored TD at Temple ... had 10+ carries in four games and five or more rushes in nine games ... high of 3 catches vs. FIU and Middle Tennessee ... high of 10 receiving yards vs. MT.

At East Gaston: Four-star recruit by ESPN.com ... first four-start recruit to sign with the 49ers directly out of high school ... had over 40 offers from top programs throughout the country and committed to Syracuse before opting out over the summer ... ESPN.com ranked him as high as #4 overall player in North Carolina and as the #13 running back prospect, nationally ... played with the US National Team at every age level, beginning with the 2011 u-15 squad through the 2015 u-18 team ... 3-start recruit by 247sports ... Rivals.com ranked him 15th among RB prospects ... Ran for 2512 yards as a sophomore ... 2233 yards as a junior -- two of the Top 10 single-season rushing performances in Mecklenburg County history ... added 834 yards as a senior (playing in only 7 games) to finish career with 6596 career yards ... Rushed for 5762 yards in first three seasons to rank 4th all-time in county history ... attended two-time NCISAA state champ SouthLake Christian Academy before transferring to East Gaston for his senior season ... helped East Gaston to a 7-5 record and a trip to the state playoffs ... East Gaston hadn't had a winning season since 2006 ... rushed



GRIT OPPORTUNITY

for 131 yards and 1 TD in state playoff game ... East Gaston was 5-2 with Washington in the lineup ... in an UpClose interview with Rivals.com he listed his biggest rival as himself ... also attended Southlake Christian.

Personal: Born June 16, 1997.

Year	G-S	Rush	Yds	Avg	TD*	Avg/G
2016	12-1	97	489	5.0	5/5	40.8
Total	12-1	97	489	5.0	5/5	40.8

* Rush TD/Overall TD

Year	G-S	Rcv	Yds	Avg	TD	Avg/G
2016	12-1	13	28	2.2	0	2.3
Total	12-1	13	28	2.2	0	2.3

SINGLE-GAME BESTS	CAREER	'16 SEASON
Yards	120	120
TDs	2	2
Long Rush	58	58



JACK WELLENHOFER
47 6-2; 184; So.; LS Rocky Mount, N.C. Rocky Mount Senior

At Charlotte: Played in one game in 2016 to earn his first varsity letter ... saw action vs. Elon.

At Rocky Mount High: Ranked number 21 in the nation by Rubio Long Snapping...Received Coaches Award ... Helped team win the 2015 3A state championships ... Played on the conference winning football and baseball teams as a senior ... Member of the National Honor Society.

Personal: Born November 29, 1997 ... son of John and Lauren Wellenhofer...siblings are Tommy and Catherine ... 2016 C-USA Academic Medal ... Chancellor's List (3.8 GPA or higher) Fall 2016 ... 2016 and 2017 C-USA Honor Roll.



JAMAR WINSTON
72 6-9; 267; R-Jr.; OL Irmo, S.C. Dutch Fork Hutchinson (Kan.) C.C.

At Charlotte: Signed with the 49ers in December, 2015 out of Hutchinson C.C. and joined team for the Spring 2016 semester ... originally signed with the 49ers in 2103. **2016:** played in five games but did not record a tackle.

At Dutch Fork: Starred on Dutch Fork's Lower State Championship team that finished as the 2012 state runner-up ... had 81 tackles (52 solo) in 2012 with 18 TFL, 8 sacks and one forced fumble ... Silver Foxes went 11-4 record on their way to a Region Championship ... earned all-state honors ... named the Best Lower State AAAA Lineman ... all-region choice ... participated in the Shrine Bowl ... named Dutch Fork Most Valuable Lineman and the Palmetto Champions Lineman of the Year for coach Tom Knotts .. played in 7 games in 2011 with 10 tackles, 2 TFL and 1 sack ... also returned an interception for a TD.

LEADERSHIP DETERMINATION



KESHAUN WOODS
37 5-11; 181; R-Fr; DB Pahokee, Fla. Pahokee

At Charlotte: Signed with the 49ers following spring semester 2016 as a member of the 49ers fifth recruiting class. **2016:** Red-shirt season.

At Pahokee: Blue Devils went 9-3 and reached the FHSAA 1A State Playoffs under head coach Alphonso Smith Jr ... went a perfect 4-0 to claim District 8 title ... led the defensive backs in tackles and interceptions ... captain on defense ... played just one year of high school football.

Personal: Born Nov. 28, 1997 ... parents are Kandice Dorsey and Ernest Woods ... has a sister, Kristen.



CHRISTIAN YOUNG
51 6-2; 219; R-So.; LB Charlotte, N.C. Hough H.S. South Carolina State

At Charlotte: Did not play in 2016.

At South Carolina State: Redshirted.

At Hough High: Named Greater Charlotte Linebacker of the Year after finishing his senior season with 86 tackles, two sacks and two fumble recoveries ... Helped team reach the semifinals of the state playoffs as a senior.

Personal: Born May 19, 1996...son of Mark and Candy Young...siblings are Mark and Madison.



WOLFGANG ZACHERL
77 6-4; 290; R-Sr.; OL Raleigh, N.C. Needham Broughton

Pronounced ZACK-er-ul (like mackeral)

At Charlotte: 2016 Jon Richardson Scholarship recipient ... has played in all 35 games in his three playing seasons ... signed with the 49ers in February, 2013 as a member of the 49ers second recruiting class. **2016:** Played in all 12 games with four starts ... starts vs. Eastern Michigan and in each of the last three games ... saw time at both right guard and tackle ... helped offense rank sixth in C-USA with a 176.2 rushing average. **2015:** Played in all 12 games with three starts during the 49ers inaugural season at the FBS level as a member of Conference USA ... started at right guard in the 49ers FBS debut at Georgia State, 9/4 ... returned as a starter the next game in the home opener vs. Presbyterian ... got a start at right tackle vs. Temple ... helped the 49ers offense produce C-USA 5th-ranked rusher (Kalif Phillips: 961 yds; 87.4/gm) ... Named to Athletic Director's List (3.0 or higher) in Spring 2016. **2014:** Sat out season as a red-shirt. **2013:** Played in all 11 games of the 49ers historic inaugural season as a



GRIT

OPPORTUNITY

LEADERSHIP

DETERMINATION

true freshman ... one of seven true freshman to compete in the first-ever season ... joined long-snapper Keaston Sinicki as the only linemen among that group.

At Needham Broughton: Two-time all-conference selection for the Capitals ... Named to the 2011 all-Triangle team ... The 2011 Broughton High Defensive Player of the Year and the 2012 Coaches' 4-Star Award for head coach Chris Martin ... Honor roll student in every semester of his four-year career ... given name is Wolfgang.

Needham Broughton High School coach Chris Martin: "Wolfgang is a great student-athlete and will do whatever the program needs. We will miss him. His athletic ability and character are the reasons he is going to play at Charlotte."

Personal: Born May 24, 1995 ... mother and step-dad are Lisa and Brad Buckner and father is Chad Zacherl ... has two brothers: Gavin Zacherl and Matthew Justice ... major in geography ... enjoys cooking and camping ... Athletic Director's List (3.0 GPA or higher) Fall 2015, Fall 2016.





GRIT

OPPORTUNITY

LEADERSHIP

DETERMINATION

2017 SIGNEES



**MICHAEL
ADAMS**
96 | 6-2; 307; Fr.; DL
Summerville, Ga.
Chattooga H.S.

At Charlotte: Signed Feb. 1, 2017 as part of the sixth recruiting class.

At Chattooga High: Two-star recruit (247 Sports, Scout, Rivals) out of Chattooga H.S. ... had 20 collegiate offers ... led Indians to the 2016 Georgia AA State quarterfinals ... first team all-state ... four-time all-AA Region 7 ... First team Best of Preps ... Team Captain Award ... FCA Athlete of the Year ... Scholar-Athlete Award also won Science and Computer Apps awards ... played O-line and D-line during high school career ... averaged 3.3 tackles as a senior for coach Charles Hammon ... Indians reached AA state playoffs in his junior season as well ... four-year varsity letterwinner.

Personal: Full name is Tony Michael Adams III ... Born Feb. 6, 1999 ... parents are Tony and Dorothy Adams ... has two sisters: Kristen and Tabatha ... enjoys fishing.



**JALEN
ALLEN**
53 | 6-4; 296; Jr. OL
Indianapolis, Ind.
Pike H.S.
Hutchinson C.C.

At Charlotte: Signed Feb. 1, 2017 as part of the sixth recruiting class.

At Hutchinson C.C.: Two-star recruit (Scout.com) ... 2016 first team all-Kansas Jayhawk Community College Conference offensive guard ... first team all-Region VI for head coach Rion Rhoades ... Blue Dragons went 5-6 in his sophomore year.

At Pike H.S.: Three-year starter ... finished in regionals all three years ... first-team all-state ... top offensive lineman in state ... first team all-conference ... named Top 50 in state for Red Devils head coach Jimmy Graves.

Personal: Born Oct. 18, 1995 ... parents are Arthur and Mananna Allen ... has two siblings: Imani and Kayla ... enjoys cooking.




**CADE
BARNHILL**
19 | 6-4; 200; Fr.; WR
Durham, N.C.
Northern Durham

At Charlotte: Joined the team in 2017 preseason.

At Northern Durham High: A two-time PAC-6 all-conference receiver for the Knights ... named to the *Durham Herald Sun* all-Area team in 2016 ...

had 47 ctaches for 845 yards and 10 TDs as a senior for coach RJ Wilson ... winner of the school's Blue & Gold Award.

Personal: Born April 9, 1999 ... parents are Kristen and Todd Barnhill ... has a brother, Kyle and a sister, Kate ... considering a business major.



**CODY
BARTRUM**
44 | 6-0; 200; Fr.; LB
Pomeroy, Ohio
Meigs

At Charlotte: Joined the 49ers in 2017.

At Meigs: An all-state quarterback for the Marauders ... played for his father, coach Michael Bartum ... named Southeastern Ohio Offensive Player of the Year ... all-Tri-Valley Conference selection ... regional scholar.

Personal: Born August 25, 1998 ... parents are Michael and Jennifer Bartrum ... has three siblings: Zach, Ty and Taylor ... his father, Michael, played in the NFL for 13 years after a college career at Marshall ... enjoys hunting, fishing and snowboarding.



**TIM
BATEN**
74 | 6-6; 265; Fr.; DL
Charlotte, N.C.
Victory Christian

At Charlotte: Pronounced BAY-tin ... signed with the 49ers in spring 2017 semester.

At Victory Christian H.S.: A two-time all-2A conference standout ... named team captain as a senior for Kings' head coach Leon White ... Honors student.

Personal: Born March 25, 1995 ... mother is Eboni Baten ... has four sisters: Kennedi, Cassidy, Londyn and Kamryn ... grandfather James Baten played baseball at NC A&T ... Exercise Science major.



**CAMERON
BENT**
10 | 6-0; 180; Fr.; WR
Bluffton, S.C.
Bluffton H.S.

At Charlotte: Signed Feb. 1, 2017 as part of the sixth recruiting class.

At Bluffton High: A three-star receiver (247Sports) ... two-star recruit by Rivals ... Shrine Bowl of the Carolinas ... North-South All-Star ... Region champions ... Most Valuable Offensive player led the Bobcats to a 12-1 season ... Bobcats reached the AAA state quarterfinals ... high-scoring Bobcats scored 50 or more points in seven games, including AAA first round victory over Swansea (W, 56-6) ... three-year varsity player ... ranked second in state in track (100m; 200m) ... North-South All-star in baseball (centerfield) ... named Athlete of the Year.

Personal: Born June 9, 1999 ... parents are Beatrice Brown and Daniel Bent ... has three siblings: Charlene, Jessica and Dan ... business major.



GRIT

OPPORTUNITY

LEADERSHIP

DETERMINATION



**BEN
BOWLBISS**

27 6-2; 195; Fr.; DB
Whispering Pines, N.C.
Union Pines

At Charlotte: Joined team for the 2017 preseason.

At Union Pines High: Vikings 2015-16 Male Athlete of the Year ... two-time team captain ... Second team all-Cape Fear Valley Conference QB as a junior ... broke school record with a 95-yard rushing TD ... led Vikings to three straight playoff appearances ... passed for 2691 yards and 35 TDs; rushed for 1882 yards and 22 TDs ... graduated top 10% of his class.

Personal: Born March 4, 1999 ... parents are Jennifer and David Bowlbliss ... has a brother, Jacob and a sister, Emily ... his mother, Jennifer, played basketball at Delaware and Connecticut ... father, Dave, wrestled at NC State ... enjoys golfing.



**CAMERON
DOLLAR**

18 6-2; 195; Fr.; WR
Denver, N.C.
East Lincoln H.S.

At Charlotte: Signed Feb. 1, 2017 as part of the sixth recruiting class.

At East Lincoln High: Caught a record seven TD passes as East Lincoln drubbed Huntersville's Christ the King, 69-0 ... seven TD catches rank second nationally and first in state history ... all seven TD catches came in the first half, a national record ... finished game with nine catches for 299 yards (5th in N.C. history) ... finished year with 61 catches for 1284 yards and 12 TDs ... averaged 98.8 receiving yards ... honorable mention all-Charlotte Observer ... 2nd-team all-state ... Shrine Bowl of the Carolinas ... team captain ... team MVP ... two-star recruit (247 Sports) ... had 2,997 career yards with 38 TDs ... two-time all-conference and all-region ... 57 catches for 1,063 yards and 16 TDs as the Mustangs' main target in 2015 ... Mustangs went 11-3 record under coach Mike Byus in 2016 ... advanced to quarterfinals of state 2AA playoffs ... three-time conference champions ... 14-1 Mustangs lost to Monroe in the 2015 state 2AA semifinals after claiming the Southern District 7 Athletic 2A Conference title with a perfect 7-0 record ... earned Sportsmanship Award as a sophomore as Mustangs one state title ... Beta Club (4.0) ... Senior Class President.

Personal: Born July 7, 1999 ... parents are Pauline Dollar and Richard Beaty ... has two younger brothers: Sidney and Jaxon Dollar ... enjoys practicing/coaching young players ... majoring in engineering.



**SEAN
BERNARD**

32 6-3; 240; Jr.; LB
Wichita, Kans.
North H.S.
Butler C.C./Missouri State

At Charlotte: Signed in December, 2016 as part of the 49ers sixth recruiting class ... enrolled in the 2017 spring semester and practiced throughout the spring season.

At Butler C.C.: 2016: Comes from the same school that two-time leading tackler Nick Cook attended ... had a team-high 119 tackles at Butler C.C., averaging 10.8 per game. ... added 9.5 tackles for loss, 4.5 sacks, two forced fumbles, an interception and two blocked kicks.

At Missouri State: 2015: Fourth on team with 55 tackles with three forced fumbles and a fumble recovery. 2014: Red-shirted at Missouri State after playing in three games prior to an injury ... had 11 tackles, 2.0 TFL, a forced fumble and a sack ... had three solo tackles vs. Oklahoma State.




**KAMERON
DUNCAN**

23 5-10; 195; Fr.; RB
Ocala, Fla.
West Port H.S.

At Charlotte: Signed Feb. 1, 2017 as part of the sixth recruiting class.

At West Port High: Three-star recruit (247Sports; Rivals) ... had over 20 collegiate offers (247Sports), including Cincinnati, Missouri, North Carolina and Virginia ... rushed for over 2500 yards over last two years for the Wolf Pack ... led county in rushing both seasons ... averaged 148.0 yards per game and 8.2 yards per attempt as a senior (school-record 1,332 yards; 162 carries; 5 total TDs) ... team's offensive MVP as a senior ... 1,227 yards rushing on 156 carries and 10 total TDs as a junior ... twelve 100-yard games and 15 TDs over last two years for coach Matt Franklin.

Personal: Born May 1, 1999 ... parents are Patricia and Jimmy Stinson ... has one brother: Kalvin Williams ... majoring in business.



**CALVIN
CAMP**

29 5-10; 160; Fr.; WR
Hickory, N.C.
Shelby

At Charlotte: Joined the 49ers for the 2017 preseason.

At Shelby High: State Champions ... led Golden Lions to an 11-1 record ... all-SMAC conference selection for head coach Lance Ware.

Personal: Born October 18, 1997 ... parents are Sharlos Carson and James Camp ... uncle is 49ers' all-time leading receiver Austin Duke of the Carolina Panthers.



**RYAN
EACHUS**

84 6-1; 247; Jr.; H/TE
Mission Viejo, Ca.
Mission Viejo H.S.
Orange Coast College

At Charlotte: Signed in December, 2016 as part of the sixth recruiting class.



GRIT

OPPORTUNITY

LEADERSHIP

DETERMINATION

class ... enrolled in the 2017 spring semester and practiced throughout the spring season.

At Orange Coast College: 2016: Coming off a strong 2016 campaign ... made 22 catches for 285 yards, averaging 13.0 yards per reception. **2015:** Had 10 catches for 83 yards for the Pirates.

At Mission Viejo High: Helped Diablos to the Western Valley CIF Southern Sectional Championships and a 11-1 overall record ... named Defensive MVP and Outstanding Tight End ... Utility Player of the Year.

Personal: Born April 12, 1995 ... parents are Keith and Kim Eachus ... has two brothers: Robbie and Randall ... enjoys dirtbike riding and wakeboarding ... majoring in psychology.



JEAN EASON
55 | 6-3; 285; Jr.; OL
 Oakland, Ca.
 Skyline H.S.
 City College of San Francisco

At Charlotte: Signed Feb. 1, 2017 as part of the 49ers sixth recruiting class ... has two years of eligibility remaining ... US Army veteran will turn 27 this year making him the oldest player to wear a 49ers uniform.

At City College of San Francisco: Two-star recruit ... received offers from Cincinnati, East Carolina, Colorado State and Georgia State, among others ... City College of San Francisco (CCSF) went 7-4 with a 4-1 Bay 6 Conference record under head coach Jimmy Collins ... centered an O-Line that produced 484.5 yards of total offense (205.9 rushing; 278.6 yards passing) ... named first team all-National Division Bay 6 League ... the Rams reached the San Francisco Community College Bowl ... state and national champs in 2015.

Personal: Born October 23, 1990 ... Father of two, Jaxon and Tiera Eason ... parent is Jean Eason ... second child in a family of eight (Julius, Brycen, Daria, Ella, Ruby Mae, Mary Joe and Isaac) ... enjoys cooking and reading ... majoring in history.



D'MITRI EMMANUEL
70 | 6-3; 300; Fr.; OL
 Waxhaw, N.C.
 Marvin Ridge H.S.

At Charlotte: Signed Feb. 1, 2017 as part of the sixth recruiting class.

At Marvin Ridge High: A three-star recruit (247Sports; Rivals) ... first team all-Charlotte Observer offensive lineman ... 2016 Shrine Bowl pick ... had a 93 percent blocking grade as a senior with 41 pancake blocks ... had offers from Boston College, North Carolina and Syracuse among others (247Sports) ... all-state by USA Today ... ranked 10th among the South's offensive guards (Scout.com) ... three-time all-conference choice and four-time all-county ... helped Mavericks to an 8-6 record and trip to the third round of the play-offs under head coach Aubrey Carter ... finished second in the Southern Carolina 3A Conference with a 3-2 mark.

Personal: Born February 1, 1999 ... parents are Kamella and Ryan Emmanuel ... has a sister, Zaliyah ... has lived in four countries (England, Nigeria, Jamaica and U.S.) ... enjoy music and sports.



JAI ERWIN
31 | 6-1; 215; Fr.; LB
 Acworth, Ga.
 North Cobb H.S.

At Charlotte: Pronounced Jay Erwin ... signed with the 49ers in 2017 spring semester.

At North Cobb High: Led Warriors to a 10-3 mark under head coach Shane Queen ... had 79 tackles, six sacks and three forced fumbles.

Personal: Born October 1, 1998 ... mother is Sha Clayborne ... has a sibling, Jaquan Erwin.



ANDREW FAVARO
95 | 5-11; 225; Fr.; K
 Knoxville, Tenn.
 Webb School

Pronounced: FAY-vuh-row

At Charlotte: Joined the 49ers for the 2017 preseason.

At Webb School: 2013 & 2014 2A State Champions ... 2016 State Finalists under coach David Meske ... named 2106 all-District for the Spartans ... three-time Special Teams' MVP.

Personal: Born December 16, 1998 ... parents are Jim and Robin Favaro ... has a brother, Nick ... majoring in accounting.



DAVID FOUST
73 | 6-6; 265; Jr.; OL
 Washington, D.C.
 Coolidge H.S.
 Los Angeles Valley College

At Charlotte: Signed December, 2016 as part of the sixth recruiting class.

At Los Angeles Valley College: 2016: Team captain ... Led Monarchs to an unbeaten 11-0 record and the Southern California Football Association's (SCFA) American Division Pacific Championship Bowl title ... ranked first in the SCFA ... won the American Division Pacific League title with a perfect 5-0 record. **2015:** Monarchs went 9-2 and claimed the Golden State Bowl title in the program's first bowl bid since 1996 ... moved from right tackle as a freshman to the left side as a sophomore.

At Coolidge High: Was a standout at tight end and defensive end ... Colts went 9-2 in 2011 ... entire team averaged 3.0 GPA in 2011-12 ... Dean's List student twice in 11th grade ... AP list in 12th grade.

Personal: Born May 26, 1994 ... parents are Marsha and David Foust Sr. ... has three brothers/sisters: Daniel and Monet Foust and Christina Adams.



GRIT

OPPORTUNITY

LEADERSHIP

DETERMINATION



JONATHAN FRANCOIS

48 6-1; 225; Fr.; LB
N. Miami Beach, Fla.
Mater Academy Charter

At Charlotte: Signed Feb. 1, 2017 with the 49ers sixth recruiting class.

At Mater Academy Charter: Two-star recruit (247Sports; Rivals) ... helped the Lions to an 11-2 record and a 7A District 16 Conference title with a perfect 8-0 record ... district title was first in school history ... lost to eventual 7A state champion St. Thomas Aquinas in the state quarterfinals under head coach Rocco Casullo ... named second team all-Dade ... had 85 tackles (43 solo) with 14 TFL, three sacks and one interception ... had three forced fumbles and three recoveries ... team captain for the Lions and defensive MVP.

Personal: Born September 13, 1998 ... parents are Gerda St. Hubert and Jean Jonas Francois ... enjoys music and drawing ... criminal justice major.



ZACH GEMMELL

82 6-2; 190; Fr.; WR
Wake Forest, N.C.
Heritage

At Charlotte: Joined the 49ers program in 2017.

At Heritage: Huskies enjoyed an 11-3 record in his senior year under head coach DeWayne Washington ... 36 catches for 675 yards and 10 TDs as a senior ... had 42 catches for 890 yards and 12 TDs as a junior ... team captain as a senior ... won WRAL's Extra Effort Award.

Personal: Born February 7, 1999 ... parents are Tim and Michelle ... brother Jeff is also a member of the 49ers football team ... also has a sister, Nicole ... majoring in business ... enjoys all sports.



MARQUAVIS GIBBS

15 6-0; 186; So.; DB
West Palm Beach, Fla.
Suncoast H.S.
Coffeyville (Kans.) C.C.

At Charlotte: Signed in December, 2016 as part of the 49ers sixth recruiting class ... enrolled in the 2017 spring semester and practiced throughout the spring season.

At Coffeyville (Kans.) C.C.: 2016: Gibbs starred in the secondary ... totaled 83 tackles for the Red Ravens with 33 solo tackles and 3.5 tackles for loss ... added two interceptions, a fumble recovery and five pass break-ups.

At Suncoast High: Named to the 2015 Blue-Grey All-American Bowl in Tampa, Fla. following his senior season at Suncoast High in Riviera Beach, Fla. ... Gibbs also impressed at the 2014 US Army All-American Combine in San Antonio, Texas ... earned second team all-8A-7A-6A Palm Beach County honors as a senior.



ISAIAH HARRIS

87 6-4; 250; Fr.; DL
Indian Trail, N.C.
Marvin Ridge

At Charlotte: Joined the team in the summer of 2017.

At Marvin Ridge High: Led the Mavericks in sacks (8) and TFLs (23) ... named all-conference ... named defensive team captain for head coach Brad Hoover ... also lettered in track.

Personal: Born February 13, 1997 ... parents are Aenis and Melody Harris ... has three siblings, Marissa, Cheyenne and Kyndall Harris ... grandfather, Thomas Bulgar, was a running back at Boston College ... enjoys music ... communications major.



CHRISTIAN HAYNES

43 5-9; 190; R-Fr.; DB
Jacksonville, N.C.
Southwest Onslow
Elizabeth City State

At Charlotte: Joined the team in the summer of 2017.

At Southwest Onslow High: 2015 all-area and all-Coastal Plains conference selection ... named team MVP ... won the 2014 BB&T Sportsmanship Award at state game ... Stallions won the 2012 2A State title and were state runners-up in 2013 ... went 15-2 in 2014 and reached East Regional finals.

Personal: Born July 20, 1997 ... parents are Cassie and AJ Haynes ... has five siblings, Joshua, Austin, Juwan, Art and Andre Haynes ... three brothers went on to play collegiate football: Juwan: Toledo; Art: New Mexico; Austin: East Carolina ... communications major.



Quinton JORDAN

11 6-1; 170; Jr.; DB
Seat Pleasant, Md.
Frederick Douglass
Fort Scott C.C.

At Charlotte: Signed with the 49ers in the summer of 2017.

At Frederick Douglass: 2A State Champions in 2015 with a perfect 14-0 record ... Eagles were ranked #1 in the state of Maryland.

At Fort Scott C.C.: Third on the team with 70 tackles ... had two interceptions, two fumble recoveries and a forced fumble for the Greyhounds ... added 5 TFL and 3 pass breakups ... returned one interception for a touchdown.

Personal: Born September 2, 1997 ... parents are LaTrice and Anthony Jordan ... has three brothers and sisters: Mia, Kiara and Isaiah ... Sociology major.



GRIT

OPPORTUNITY

LEADERSHIP

DETERMINATION



ERNEST KING

61

6-1; 263; Fr.; DL
Fayetteville, N.C.
St. Paul's

At Charlotte: Joined the 49ers program in 2017.

At St. Paul's: Made first round of the playoffs with a 6-6 record -- the Bulldogs best record since 2013 ... played for his father, Ernest King Jr. ... Defensive Player of the Year as a senior ... two-time first-team all-Region and two-time first-team all-Three Rivers Conference ... was a first-team all-county selection ... also lettered in baseball as a first baseman.

Personal: Born August 19, 1999 ... parents are Ernest King Jr and Demetra Cropp ... has three siblings: DJ Henson, Devante Newton and De'Ja King.



NIGEL MACAULEY

44

5-11; 195; Jr.; K
Fayetteville, N.C.
E.E. Smith H.S.
NC Central

At NC Central: Started as the NCCU field goal/PAT kicker as a true freshman ... voted to All-MEAC First Team, 2015 ... topped conference in scoring with 8.9 points per game (8th in FCS) and field goals with 1.80 made per game, which ranked second nationally in the NCAA Division I-FCS ... broke NCCU single-season record with 18 field goals made, including a long boot of 47 yards, while connecting on 35-of-37 extra-points kicks ... received Honorable Mention to 2015 Black College Sports Page "Baad Team" of Black College All-Americans ... earned MEAC Rookie of the Week (Sept. 7) and MEAC Special Teams Player of the Week (Nov. 16) awards.

At E.E. Smith High: Three-year letterwinner for the Golden Bulls ... two-time all-Mid South Conference choice ... graduate of Massey Hill Classical High School in Fayetteville, North Carolina, but played football at E.E. Smith High School.

Personal: Born February 25, 1997 ... parents are Nigel and Letitia Macauley ... has one sibling, Kendall Macauley ... mechanical engineering major.



ANGEL MARRERO

22

5-9; 150; Fr.; WR
Charlotte, N.C.
Charlotte Catholic

Pronounced Muh-RARE-Oh

At Charlotte: Joined the 49ers in the summer of 2017.

At Charlotte Catholic: Member of Cougars' 2015 4A State Champions with a perfect 15-0 record.

Personal: Born February 12, 1999 ... parents are Maryann and Angel Marrero ... has a brother, Ernesto and a sister, Angelina ... Kinesiology major.



GEORGE MAYA

39

6-2; 207; Fr.; LB
Apex, N.C.
Middle Creek

At Charlotte: Joined the 49ers in the summer of 2017.

At Middle Creek High: Mustangs went 47-3 during his career ... varsity starter for two years for coach Randy Ragland ... two-time first-team all-SWAC ... two-time first team all Defense ... had 19 solo sacks in his two seasons ... two-time all-Academic selection ... AB Honor Roll.

Personal: Born March 22, 1999 ... parents are George and Heidi Maya ... has a brother, Joey ... enjoys camping and rock climbing ... National Football Foundation Scholarship recipient ... majoring in Biology.



JAYLEN MILLER

97

6-3; 260; R-Sr.; DL
Gaffney, S.C.
Gaffney H.S.
Limestone/Tennessee

At Charlotte: Transferred to the 49ers following the 2017 spring semester.

At Limestone: 2016: Played in nine games with 16 tackles (12 solo) with 6.0 TFL ... had three fumble recoveries. **2015:** Red-shirt season.

At Tennessee: 2014: Played in nine games with two solo tackles ... had a tackle against Utah State (8/31) ... saw action in road games at Oklahoma (9/13) and at Georgia (9/27) ... posted a solo tackle against Chattanooga (10/11) ... made an appearance at Ole Miss (10/18), home against Alabama (10/25), and at South Carolina (11/1) ... recorded a quarterback hurry against Kentucky (11/15). **2013:** Played in three games during freshman year ... recorded two solo tackles and one assisted tackle ... posted a pair of solo tackles against Austin Peay (8/31) ... got playing time against Western Kentucky (9/7) ... added an assisted tackle at Oregon (9/14).

At Gaffney High: Won state championship as a senior in 2012 ... named South Carolina Defensive Player of the Year ... four-time all-state and all-conference star ... had 58 sacks throughout high school career ... had 14 sacks as a freshman ... four-year starter ... graduated with a 4.3 GPA.

Personal: Born May 25, 1994 ... parents are Althea and Zavier Miller ... has one brother, Zavier Miller Jr. ... psychology major.



JAVONTE MISENHEIMER

45

6-1; 214; Fr.; LB
Concord, N.C.
Jay M. Robinson

At Charlotte: Joined the 49ers in 2017.

At Jay M. Robinson: Bulldogs went 10-2 under coach Joe Glass ... named team's Offensive MVP as a senior ... all-Southern Piedmont Conference.

Personal: Born November 11, 1998 ... parents are Jimmy and Cynthia



GRIT

OPPORTUNITY

LEADERSHIP

DETERMINATION

Misenheimer ... enjoys photography.



CHRIS PHILLIPS
87 6-3; 230; Jr.; H/TE
 Woodbridge, Va.
 C.D. Hylton High
 Los Angeles Valley College

At Charlotte: Signed Feb. 1, 2017 as part of the sixth recruiting class.

At Los Angeles Valley College: Led Monarchs to an unbeaten 11-0 record and the CCCAAA American Division Pacific Championship Bowl title ... won the American Division Pacific Conference title with a perfect 5-0 record in 2016 ... enrolled at LA Valley in 2015 after two-year hiatus ... second team all-Southern California Football Association Pacific League as a sophomore ... 25 catches for 358 yards and 5 TDs in 2016 ... averaged 14.3 yards per catch and 39.8 per game.

At Hylton High: An all-Region Defensive End ... Bulldogs went 9-2 in his junior year, winning the Golden State Bowl ... tore his ACL on the first play of first game as a senior.

Personal: Born October 18, 1994 ... parents are Christina and Thomas ... has a sibling, Lindsay ... jump rope ability ... psychology major.



CHRIS REYNOLDS
17 5-11; 195; Fr.; QB
 Mocksville, N.C.
 Davie

At Charlotte: Joined the 49ers for 2017 preseason.

At Davie High: Led War Eagles to a 12-2 record and a Central Piedmont Conference Championship ... advanced to third round of the state playoffs ... 2016 CPC Player of the Year ... East-West All-Star participated in Shrine Bowl ... named all-Northwest Region ... two-time all-CPC ... set school records for passing yards and TDs in a game and career passing TDs ... holds single-game, season and career marks for completions ... threw for 5635 yards and 58 TDs ... rushed for 1140 yards and 23 TDs ... four-year letterwinner in football and baseball ... scholar-athlete.

Personal: Born November 13, 1998 ... parents are Dan and Beth Reynolds ... has four brothers/sisters: Danny, Amanda, Jack and Abby ... sister Amanda played soccer at East Carolina ... business major.



MIC ROOF
11 6-3; 190; Fr.; QB
 Duluth, Ga.
 Buford H.S.

At Charlotte: Signed Feb. 1, 2017 as part of the sixth recruiting class.

At Buford High: Pro-style QB ... Two-star recruit (247Sports; Rivals) ... son of former Duke head coach and Defensive Coordinator Ted Roof (currently DC at Georgia Tech) ... his twin brother, linebacker T.D., committed to Georgia Tech ... posted back-to-back state runner-up finishes in final

two years after claiming state titles as a freshman and sophomore (56-4 overall record) ... as a junior connected on 109 of 164 passes for 1,507 yards and 15 touchdowns ... Wolves went 13-2 under head coach Jess Simpson in 2016 reaching the AAAAA state championship game (L, 16-7 to Rome) ... claimed the AAAAA Region 8 title with a perfect 6-0 record ... three-year letterwinner ... team captain ... Simpson was hired as Georgia State defensive line coach for 2017.

Personal: Born October 6, 1998 ... parents are Pam and Ted Roof ... has one brother, T.D. Roof ... business major ... enjoys playing golf.



TJ SANDERS
35 5-10; 175; Fr.; DB
 Mount Holly, N.C.
 East Gaston

At Charlotte: Joined the 49ers for 2017 preseason.

At East Gaston High: Offensive MVP for the Warriors ... named all-3A Big South Conference.

Personal: Born January 15, 1999 ... parents are Lisa and Tracy Sanders.



HENRY SEGURA
42 6-2; 190; Fr.; LB
 Tallahassee, Fla.
 Leon H.S.

At Charlotte: Signed Feb. 1, 2017 as part of the sixth recruiting class.

At Leon High: Two-star recruit (Scout; 247Sports; Rivals) ... Defensive Player of the Year ... first team all-Total Prep as a junior defensive back ... All-Big Bend first-team defender for the Lions... totaled 105 tackles with 20 tackles for loss, 5.5 sacks and two interceptions as a junior ... joined wrestling team as a junior ... District Champs went 6-3 to reach the 7A Florida H. S. State playoffs.

Personal: Born March 26, 1999 ... parents is Malica Segura ... has one brother, Malichi Segura ... business major ... enjoys dancing.



ANTOINE SHAW
86 6-4; 220; Fr.; H/TE
 Rockingham, N.C.
 Richmond Senior H.S.

At Charlotte: Signed Feb. 1, 2017 as part of the sixth recruiting class.

At Richmond Senior High: Played offensive line and defensive tackle, as well, with 43 tackles, 6.0 TFL, 2.0 sacks and one fumble recovery ... first team all-Southeastern 4AA Conference offensive lineman for coach Ryan Till ... Raiders went 9-4 and reached the second round of the 4AA NCHSAA state playoffs and finished as conference runners-up with a 4-1 mark ... reached state finals in wrestling.

Personal: Born December 12, 1998 ... parents are Antoine Shaw and Teeneeshaw Wright ... siblings are Messiah Shaw, Walasia Russell and



GRIT OPPORTUNITY LEADERSHIP DETERMINATION

Myra Shaw ... enjoys watching anime.



SHERARD SUTTON
54 | 6-3; 215; Fr.; LB
 Kannapolis, N.C.
 A.L. Brown H.S.

At Charlotte: Signed Feb. 1, 2017 as part of the sixth recruiting class.

At A.L. Brown High: Three-year varsity player ... played both linebacker and receiver at A.L. Brown ... attended same high school that produced 49ers all-time leading rusher Kalif Phillips ... named honorable mention all-Defense in the *Independent Tribune's* 2016 Midseason Awards ... Defensive MVP as a senior ... Most Outstanding Linebacker as a junior ... averaged 15.7 yards per catch over his career ... had five career receiving touchdowns, six total ... Wonders went 9-4 under head coach Mike Newsome in 2016 ... reached the second round of the NCHSAA 4A state playoffs ... Wonders went 10-3 in his junior year and again reached the second round of the state playoffs ... Sutton averaged a career-best 19.4 yards per catch as a junior with three TDs.

Personal: Born March 26, 1999 ... parent is Alicia Williamson ... siblings are Dominique and Tyrell Sutton ... father passed away when Sherard was 13 ... father's cousin is Nick Maddox, FSU ... majoring in communications.



CHRIS TOMBERLIN
89 | 6-0; 165; Jr.; WR
 Iron Station, N.C.
 East Lincoln H.S.
 Gardner-Webb

At Charlotte: Joined the 49ers during the 2017 spring semester.

At East Lincoln High: 2A State Champs and Western Regional Champs in 2012 and 2014 with identical 16-0 records ... four-time conference champions (2011-14) ... played under coach Mike Byus ... three-year letterwinner ... team captain as a senior ... over last two seasons caught 51 passes for 881 yards and 11 TDs ... three-year varsity centerfielder for the Mustangs ... team captain as a senior ... graduated with a GPA over 4.0 ... National Honor Society and Beta Club.

At Gardner-Webb: Served a red-shirt season in 2015.

Personal: Full name is Christopher George Tomberlin ... Born March 30, 1997 ... parents are Bryan and Christy Tomberlin ... has a younger sister, Mary ... exercise science major ... enjoys hunting and fishing.



VICTOR TUCKER
16 | 5-11; 170; Fr.; WR
 Miami Gardens, Fla.
 Carol City H.S.

At Charlotte: Signed Feb. 1, 2017 with the 49ers sixth recruiting class.

At Carol City High: 6A Florida High School State Champion ... A three-star recruit (Scout.com) and two-star by Rivals and 247Sports ... helped Carol

City win the 6A Florida H.S. state title with a 14-6 victory over Lake Gibson ... caught 41 passes for 569 yards and 8 TDs as a senior ... averaged 13.9 yards per catch; 43.8 per game ... named second team all-Dade County offense (6A-8A) ... on the North Roster of the 2016 Miami-Dade County All-Star Game ... in 2016, Chiefs enjoyed an 11-3 record under head coach Aubrey Hill and ranked 10th in the nation (MaxPreps) ... Chiefs were 9-3 in 2015, reaching the second round of the FHSA state playoffs.

Personal: Born August 2, 1999 ... majoring in criminal justice.



JACOB WEBB
63 | 6-6; 260; Fr.; OL
 Canton, Ga.
 Creekview H.S.

At Charlotte: Signed Feb. 1, 2017 as part of the sixth recruiting class.

At Creekview High: Two-star recruit (247Sports) under head coach Terry Crowder ... Second team all-Region 6-A-A-A-A-A for the Grizzlies ... three-year letterwinner ... team captain.

Personal: Born July 9, 1998 ... parents are Jeff and Tracy Webb ... siblings are Taylor and Owen ... enjoys fishing.




JULIAN WHEATON
95 | 6-2; 269; R-So.; DL
 Holly Springs, N.C.
 Panther Creek H.S.
 Lenoir-Rhyne

At Charlotte: Joined the 49ers prior to the 2017 spring semester.

At Panther Creek High: SWAC Conference Champs in 2014 for coach Sean Crocker ... first-team all-conference as a senior ... two-time letterwinner for the Catamounts ... team captain.

At Lenoir-Rhyne: Served a red-shirt season in 2015 and did not play in 2016 before transferring to Charlotte for 2017 spring semester.

Personal: Born June 25, 1997 ... parents are Tracie Ford and Keith Wheaton ... siblings are Bryce and Taryn ... psychology major ... enjoys drawing and playing basketball.



DEQUONDRE WILSON
30 | 6-1; 180; Fr.; DB
 Shelby, N.C.
 Crest

At Charlotte: Joined the 49ers for 2017 preseason.

At Crest High: 2016 Shrine Bowl ... Chargers went 9-4 and reached second round of the 3A state playoffs ... Played for coach Will Clark.

Personal: Born November 6, 1998 ... parents are Neallanda Hopper and Calvin Wilson ... enjoys music and video games.



2017 CHARLOTTE 49ERS FOOTBALL

2016 IN REVIEW





2016 In Review: First C-USA Wins



The Charlotte 49ers (4-8; 3-5) finished the 2016 season with the first three Conference USA wins in program history, all of which came on the road. The 49ers joined the bowl bid conversation after defeating both Marshall and Southern Miss on the road, but could not pick up the two wins necessary in their final three games to become bowl eligible in the program's first season of bowl eligibility.

The 49ers doubled their win total in season two at the FBS level and went 3-5 in league play after a winless first league season as a member of Conference USA. The improvements pushed Charlotte to a fifth-place finish in the East Division and an overall 8th-place finish in league play. After starting the season 1-4, Charlotte rallied to go 3-4 with two one-point losses over the final seven games. Charlotte became the first C-USA team to beat both Marshall and Southern Miss on the road in the same season.

Standout defensive tackle **Larry Ogunjobi** became the first 49ers player to earn first team all-Conference USA honors while seven others were named honorable mention all-C-USA (**RB Kalif Phillips**; **OL Nate Davis**; **WR Austin Duke**; **DL Brandon Banks**; **LB Nick Cook**; **KR Chris Montgomery**; **LS Keaston Sinicki**).

DB **Ben DeLuca**, who was named Pro Football Focus Freshman all-America, and LB **Tyriq Harris** both earned C-USA all-Freshman honors.

The 2016 season saw the conclusion of the careers of the First Class of 49ers, who formed the foundation of the program as freshman in the red-shirt season of 2012 before embarking on their four-year playing careers from 2013-16. Among the 19 members of that first class were four-year regulars **Ogunjobi**, **Duke**, **Banks**, **Jamal Covington**, **Thomas LaBianca**, **Casey Perry**, **Jarred Barr**, **Matt Johnson** and **Justin Bolus**.

R-So. **Hasaan Klugh** took over as quarterback for the final seven games and orchestrated the 49ers first three league wins. He finished the season 120-224 (53.6%) for 1,356 yards, 10 TDs and 3 INTs. He added a team-high 8 rushing TDs. **Kalif Phillips** rushed for 907 yards and had seven games of 100+ yards from scrimmage and four 100-yard rushing games (hi: 183 at USM). **Austin Duke** led receivers with 803 yards, including four TDs and four 100-yard games. Phillips concludes his career with 4,020 rushing yards while Duke finishes with 3,437 receiving yards.

Defensively, LBs **Nick Cook** (school-record 107 tackles) and **Karrington King** (73 tackles) led the 49ers in tackles while **Larry Ogunjobi** topped the team with 13.5 TFL, 3.0 sacks and 10 QB hurries. Charlotte led C-USA with 16 interceptions, led by **Kedrick Davis**, **Ed Rolle** and **Terrance Winchester**, who had three apiece. Winchester returned one for a TD while **Ben DeLuca**, **Anthony Covington** and **Juwan Foggie** returned fumbles for TD's.

CHARLOTTE 49ER NOTES:

GOLD NUGGETS: DL **Larry Ogunjobi** tied his own school record with 10 QB hurries on the season ... vs. Rice, LB **Tyriq Harris** tied a 49ers record with 4 QBh while the 49ers had a season-high 11 QBh ... **Hasaan Klugh** led the team with 8 TDs ... Charlotte broke its single-season record with 16 INT (1st in C-USA) ... **Austin Duke** had a 76-yard TD catch at UTSA in the season finale -- which ties for the 49ers fourth-longest TD reception in school history -- all of which belong to Duke.

BEDNARIK AWARD; OUTLAND TROPHY LISTS: R-Sr. DL **Larry Ogunjobi** was on the Watch List for the the Bednarik Award (top college defender) and the Outland Trophy (top interior lineman) -- the first 49er to be named to the Watch List for a major national award. He concluded his career as the 49ers all-time leader in tackles (217), TFL (49.0), sacks (13.0) and QB Hurries (33).

BY THE NUMBERS:

3 Wins in C-USA play, the 49ers first three league Ws in program history

13 Career 100-yd receiving games for **Austin Duke**

16 C-USA-leading interceptions picked off by the 49ers

46 Career starts for Larry Ogunjobi -- every game in 49ers four-year history

3,437 School-record career receiving yards for Austin Duke

4,020 School-record career rushing yards for Kalif Phillips

Charlotte 49ers 2016 Honors

ALL-AMERICA AWARDS

Pro Football Focus

Freshman all-America: Ben DeLuca, DB

Campus Insider

Honorable Mention Freshman all-America:

Ben DeLuca, DB

CONFERENCE USA AWARDS

First Team:

Larry Ogunjobi, DL

Honorable Mention:

Kalif Phillips, RB

Nate Davis, OL

Austin Duke, WR

Brandon Banks, DL

Nick Cook, LB

Chris Montgomery, KR

Keaston Sinicki, LS

All-Freshman:

Ben DeLuca, DB

Tyriq Harris, LB

C-USA Players of the Week

Hasaan Klugh, co-Offensive, Oct. 10, 2016

Terrance Winchester, Defensive, Nov. 7, 2016

Juwan Foggie, Special Teams Nov. 7, 2016



	GRIT	OPPORTUNITY	LEADERSHIP	DETERMINATION
2016 SCHEDULE (4-8; H: 1-5; A: 3-3; C-USA: 3-4; H: 0-4; A: 3-1)				
September				
	Thurs. 1	at #19/#23 Louisville	ACC RSN	Louisville, Ky. L, 14-70
	Sat. 10	ELON	C-USA TV	Jerry Richardson Stadium W, 47-14
	Sat. 17	EASTERN MICHIGAN	C-USA TV	Jerry Richardson Stadium L, 19-37
	Sat. 24	at Temple	ASN/WCCB	Philadelphia, Pa. L, 20-48
October				
	Sat. 1	OLD DOMINION*	C-USA TV	Jerry Richardson Stadium L, 17-52
	Sun. 9	at Florida Atlantic*	C-USA TV	Boca Raton, Fla. W, 28-23
	Sat. 15	FIU* (HC)	C-USA TV	Jerry Richardson Stadium L, 26-27
	Sat. 22	at Marshall*	beIN	Huntington, W.Va. W, 27-24
November				
	Sat. 5	at Southern Miss*	ASN/WCCB	Hattiesburg, Miss. W, 38-27
	Sat. 12	RICE*	Campus Insiders	Jerry Richardson Stadium L, 21-22
	Sat. 19	MIDDLE TENNESSEE*	ESPN3	Jerry Richardson Stadium L, 31-38
	Sat. 26	at UTSA*	Campus Insiders	San Antonio, Texas L, 14-33
all games on Charlotte IMG Radio Network (Matt Swierad; Kevin Donnalley; Bobby Rosinski)				
ASN/WCCB - Produced by American Sports Network, aired locally on WCCB				
* - Conference USA game				
Home games in BOLD CAPS ; All times Eastern				



FBS ALL-TIME RANKS: Sr. RB **Kalif Phillips** ranked 13th in career rushing yards (4,020), 26th in career rushing yards/gm (91.4) among active FBS players. R-Sr. DL **Larry Ogunjobi** ranked 8th with 49.0 TFL (1.07/gm) and R-Sr. DB **Terrance Winchester** ranked T17th among active FBS players with 10 interceptions.

PHILLIPS BREAKS FREE: Sr. RB **Kalif Phillips** surpassed 4,000 career rushing yards, notched his 43rd career TD and had seven 100-yard performances from scrimmage in 2016. His 4,020 career rushing yards rank 13th among active FBS rushers. His 43 career TDs are a school record. He ranked 7th in C-USA with a 95.0 rushing average in C-USA games. In the final 9 games since returning from injury he posted 7 straight 100-yard games from scrimmage, had four 100-yard rushing outings to give him 15 in his career and averaged 123.9 yards from scrimmage. His 183 rushing yards at USM are the most by a 49er this season. At Temple he broke off a 66-yard TD run, the longest TD run of the season and the 49ers 4th longest TD run in school history. Against ODU, he caught a 42-yard TD pass.

DUKE STAYS SHARP: R-Sr. WR **Austin Duke**, the 49ers all-time leading pass catcher, caught a TD pass in the first two games and led the 49ers in receiving in 9 of 12 games. He finished his final year with 803 rec. yds (66.9/gm), 4 TDs and 4 100-yard performances. He surpassed 3,400 car. rec. yds (3,437). He had 103 yards vs. Elon, 111 at FAU, 112 vs. Middle Tennessee and a 49ers FBS record 115 in his finale at UTSA, his 13th career 100-yard game. His 76-yd TD at UTSA matched the longest TD of the season (Duke, 76-yd catch vs. Elon) and the fourth longest TD catch in school history while his 69-yard catch and run at FAU helped propel the 49ers to their first-ever C-USA win. His 24-yd TD catch at #19/#23 Louisville was the 49ers first score of 2016 and the program's first score against a nationally-ranked FBS foe. Among FBS active players, Duke ranked 5th in car. receptions (253), 7th in career rec. yds (3,437), 12th in career rec./gm (5.50) and 17th in car. rec. yd/gm (74.7).

LARRY O BRINGS THE D: DL **Larry Ogunjobi** was 4th in C-USA with 13.5 TFL (1.12/gm) and accumulated a school-record 217 career tackles, becoming the first 49er to reach 200. Ogunjobi was 2nd in C-USA with 11.5 TFL (1.44/gm) in league games only. In 2015, he tied for 2nd in C-USA with a school-record 14.5 TFL (1.21/gm). The biology/computer science double major matched his school record with 4.5 TFL, vs. FIU, this year. He ranked 8th in the NCAA among active FBS players with 49.0 career TFL (1.07 TFL/gm). He holds career records with 217 tackles, 49.0 TFL and 13.0 sacks.

ONE ALL-TIME STARTER: DL **Larry Ogunjobi** made his 46th career start at UTSA. He is the only player that started every game in

49ers history. **Brandon Banks** (43) and **Austin Duke** (41) rank 2nd and 3rd to Ogunjobi in career starts.

TAKEAWAYS: The 49ers rank 1st in C-USA with a single-season school record 16 INTs and had a +8 turnover margin (2nd in C-USA) ... Charlotte had at least one takeaway in 11 of 12 games (0 at Temple) and committed 0 turnovers at USM, vs. MT and at UTSA ... In 5 games back from injury, CB **Terrance Winchester** set a school record with 2 picks at USM and registered his first Pick Six against Rice... S **Ben DeLuca** had two INTs and a FF in the last seven games ... **Winchester**, S **Ed Rolle** and CB **Kedrick Davis** led the 49ers and rank 3rd in C-USA with 3 picks, one shy of the school record (4, **Terrance Winchester**, 2015) ... **Winchester** owns career marks with 10 INT and 12 takeaways ... **Rolle** and **Davis** rank 3rd all-time with 3 career INTs ... **Rolle**, **Davis** and **DeLuca** are 5th with 3 career takeaways ... the 49ers turned FR into TDs in the first 2 games (**Anthony Covington**, recovered muffed punt in endzone at UL; **Ben DeLuca** returned fumble 59 yards vs. Elon, the longest fumble return in school history.) and the final game (Juwan Foggie recovered fumble in endzone at UTSA).

COOK SPICES UP DEFENSE: 2015's leading tackler, r-Sr. ILB **Nick Cook**, posted a school-record 107 tackles -- becoming the first 49er to register 100 tackles in a season. He ranked 8th in C-USA with 8.9 tkl/gm and led the 49ers in tackles in six games. He had a team-best five games with double-digit tackles. He notched his 100th career tackle in his 14th career game, the fastest 49er to 100 career tackles. The two-year star moved quickly to 3rd in program history with 182 career tackles.





GRIT

KLUGH NAMED C-USA POTW: Oct. 10, **Hasaan Klugh** became the first 49er to earn C-USA Offensive Player of the Week honors after throwing for a season-high 223 yards (3 pass TD; 1 rush TD) at FAU in the 49ers first-ever C-USA victory. He ran for 54 yards and threw TDs to 3 different receivers. He was named C-USA co-Offensive Player of the Week for his efforts -- the 49ers first Offensive POTW and the second C-USA POTW in school history (**Blake Brewer**, Special Teams, 2015).



OPPORTUNITY

WINCHESTER; FOGGIE NAMED C-USA POTW: Nov. 7, **Terrance Winchester** became the first 49er to earn C-USA Defensive Player of the Week honors after a pair of redzone interceptions in the win over Southern Miss. **Juwan Foggie** was named C-USA Special Teams Player of the Week after blocking a punt for a touchdown in the same win. Winchester set a school-record with his two picks in his first game back from injury, one thwarted a drive in the endzone and the second, at the CHA 5, sealed the 49ers win as USM's tried to keep their rally alive. Foggie broke through USM's protection to block a punt straight in the air that Ed Rolle caught in the endzone for a 49ers' TD. It was Foggie's second blocked punt of his career -- the only two blocked punts in 49ers history. He becomes the 49ers second C-USA Special Teams Player of the Week, joining **Blake Brewer** who was named in 2015.

2016 Takeaway Leaders

- 1.) Kedrick Davis, 3 (3 INT)
- Ben DeLuca, 3 (1 FR; 2 INT)
- Ed Rolle, 3 (3 INT)
- Terrance Winchester (3 INT)
- 5.) Alex Duncan, 2 (1 INT; 1 FR)
- Ant. Covington 2 (1 INT; 1 FR)
- Daquan Lucas, 2 (2 INT)

LEADERSHIP

2016 Longest TDs

- 1.) A. Duke 76 yd TD rec. at UTSA
- A. Duke 76 yd TD rec. vs. Elon
- 3.) A. Duke 69 yd TD rec at FAU
- 4.) K. Phillips 66-yd TD run at Tem
- 5.) B. DeLuca 59-yd TD FR v. Elon
- 6.) R. Washington 58-yd run at USM
- 7.) K. Phillips 42-yd TD rec. vs. ODU
- 8.) T. Winchester 41 INT ret. v Rice
- 9.) TL Ford II 37-yd TD rec. at FAU

Career 100-yd Games

- 1.) 15, Kalif Phillips, rushing
- 2.) 13, Austin Duke, receiving
- 3.) 2, Matt Johnson, rushing
- 2, Trent Bostick, receiving
- 2, Damarrell Alexander, rushing
- 6.) 1, Robert Washington, rushing
- 1, Dmarjai Devine, receiving
- 1, Maetron Thomas, rushing

DETERMINATION



OGUNJOBI'S RECORDS

Career	
Tackles:	217
TFL:	49.0
Sacks:	13.0
Season	
TFL:	14.5, 2015
Sacks:	5.0, 2014
Game:	
TFL:	4.5, twice (vs. FIU, '16)



a two-yard TD run. Two games later, he led the 49ers to a three-point win at Marshall, throwing for 203 yards (17-of-31) and rushing for the game-winning TD in the fourth quarter. He also posted a win at Southern Miss, throwing for 127 yards and a TD while rushing for another. He threw for a career-high 239 yards and ran for a school-record 3 TDs vs. Middle Tennessee.

MCNEILL NAMED ACADEMIC ALL-DISTRICT 3; TWO OTHERS NOMINATED FOR COSIDA ACADEMIC ALL-AMERICA: Three Charlotte 49ers have been nominated for CoSIDA Academic All-America honors. Fifth-year senior QB **Lee McNeill** (3.98 GPA, Business Administration) was the 2015 C-USA Football Scholar-Athlete of the Year. Fifth-year senior H **Justin Bolus** (3.53 GPA, Mathematics) has over 500 career receiving yards and has played all but one game in program history. R-Fr. LB **Tyriq Harris** (3.64 GPA, Biology) moved into the 49ers starting lineup this year and is fifth on the team in tackles.

McNeill was the only one of the three to be named to the 2016 Academic all-District 3 Team to have his named placed on the CoSIDA Academic all-America ballot.

FROSH RUNS WILD: True Fr. RB **Robert Washington** passed 400 rushing yds as a freshman (489 yds) and was 2nd on the team with 5 TDs scored. He ran for 120 yards on 20 carries vs. Eastern Michigan -- the 2nd-most by a freshman in 49ers history (Kalif Phillips, 132 v. Coastal Carolina, 2013). It was Washington's first 100-yard rushing day and he became the fifth 49er runner and 2nd freshman to run for 100 yards. It was Charlotte's 17th 100-yard rushing game, in history. He added 94 yards (on six carries) and a TD in the 49ers road win at Southern Miss.

FANTASTIC DEBUT FOR KLUGH: R-So. QB **Hasaan Klugh**, who sat out last year as a transfer from NC A&T, registered the 49ers' first three C-USA victories. In his first start at FAU, he led Charlotte to its first-ever C-USA victory. He connected on 14-of-17 passes (school-record 82.4%) and threw for a then-49ers' season-high 223 yards and 3 TD's (to three different receivers) to earn C-USA co-Offensive Player of the Week honors. He had TD passes of 69 yards (Austin Duke), 37 yards (TL Ford II) and 3 yards (Justin Bolus). He also rushed for 54 yards, including a 28-yard scamper and

OFFENSE LIGHTS UP ELON: Charlotte had a season-hi 506 yards of total offense in the win over Elon - the 11th game all-time with at least 500 yards of total offense ... the seven TDs scored vs. Elon rank tied for 2nd in program history ... the four receiving TDs vs. Elon are tied for 3rd all-time ... the 49ers tied a record vs. Elon with four players (**TL Ford II**, **Kyle Hoffman**, **Justin Bolus**, **Austin Duke**) pulling in TD catches ... QB **Kevin Olsen** threw three TD passes vs. Elon (to three receivers) -- becoming the first QB to throw at least three TDs since 2014 and just the second QB (Matt Johnson) in school history to do so.

EVERY GAME PLAYED: Nine 49ers have played every game in 49ers history: **Lee McNeill; Austin Duke; Daquan Lucas; Keaston Sinicki; Jarred Barr; Larry Ogunjobi; Blake Brewer; Zach Bumgarner and Tanner Fleming.**



PHILLIPS FINAL 9 GAMES

Game	Rush	Rcv	Total
at Temple	114	12	126
vs. ODU	57	52	109
at FAU	132	42	174
FIU	99	13	112
Marshall	123	22	145
Southern Miss	183	8	191
Rice	87	29	116
MT	67	23	90
UTSA	12	40	52
TOTALS	874	241	1,115
	97.1	26.8	123.9



GRIT

OPPORTUNITY

LEADERSHIP

DETERMINATION



2016 Charlotte Football
Charlotte Combined Team Statistics (as of May 24, 2017)
All games



Date	Opponent		Score	Att.
Sep 01, 2016	at #19 Louisville	L	14-70	53127
Sep 10, 2016	ELON	W	47-14	15807
Sep 17, 2016	EASTERN MICHIGAN	L	19-37	15080
Sep 24, 2016	at Temple	L	20-48	27786
* Oct 01, 2016	OLD DOMINION	L	17-52	12589
* Oct 09, 2016	at Florida Atlantic	W	28-23	7401
* Oct 15, 2016	FIU	L	26-27	13939
* Oct 22, 2016	at Marshall	W	27-24	20904
* Nov 05, 2016	at Southern Miss	W	38-27	28347
* Nov 12, 2016	RICE	L	21-22	14306
* Nov 19, 2016	MIDDLE TENNESSEE	L	31-38	13433
* Nov 26, 2016	at UTSA	L	14-33	23807

* - Conference USA game

Record:	Overall	Home	Away	Neutral
All games	4-8	1-5	3-3	0-0
Conference	3-5	0-4	3-1	0-0
Non-Conference	1-3	1-1	0-2	0-0

Team Statistics	CHA	OPP
FIRST DOWNS	237	290
Rushing	106	95
Passing	102	169
Penalty	29	26
RUSHING YARDAGE	2114	1721
Rushing Attempts	487	406
Average Per Rush	4.3	4.2
Average Per Game	176.2	143.4
TDs Rushing	18	24
PASSING YARDAGE	2313	3718
Comp-Att-Int	214-413-6	310-496-16
Average Per Pass	5.6	7.5
Average Per Catch	10.8	12.0
Average Per Game	192.8	309.8
TDs Passing	17	29
TOTAL OFFENSE	4427	5439
Average Per Play	4.9	6.0
Average Per Game	368.9	453.2
KICK RETURNS: #-Yards	52-1023	50-1035
PUNT RETURNS: #-Yards	17-49	22-131
INT RETURNS: #-Yards	16-155	6-120
FUMBLES-LOST	11-9	18-7
PENALTIES-Yards	88-818	89-800
PUNTS-AVG	76-38.5	57-38.0
TIME OF POSSESSION/Game	29:00	31:00
3RD-DOWN Conversions	63/196	72/172
4TH-DOWN Conversions	16/33	10/20

Rushing	gp	att	gain	loss	net	avg	td	lg	avg/g
PHILLIPS, Kalif	11	189	949	42	907	4.8	4	72	82.5
WASHINGTON, R.	12	97	510	21	489	5.0	5	58	40.8
KLUGH, Hasaan	11	89	524	98	426	4.8	8	39	38.7
LEMAY, Ben	9	34	185	10	175	5.1	0	44	19.4
JOHNSON, Matt	11	37	149	4	145	3.9	0	14	13.2
DUKE, Austin	12	11	59	19	40	3.6	0	19	3.3
MONTGOMERY, C.	12	1	9	0	9	9.0	1	9	0.8
MCNEILL, Lee	12	1	6	0	6	6.0	0	6	0.5
SMITH, Bradan	3	3	4	0	4	1.3	0	2	1.3
HART, Arthur	11	1	1	0	1	1.0	0	1	0.1
Total	12	487	2415	301	2114	4.3	18	72	176.2
Opponents	12	406	1942	221	1721	4.2	24	61	143.4

Passing	gp	effic	comp-att-int	pct	yds	td	lg	avg/g
KLUGH, Hasaan	11	116.47	120-224-3	53.6	1356	10	76	123.3
OLSEN, Kevin	6	98.02	87-175-3	49.7	842	6	42	140.3
JOHNSON, Matt	11	221.35	5-8-0	62.5	112	1	76	10.2
MCNEILL, Lee	12	37.53	2-6-0	33.3	3	0	6	0.2
Total	12	109.54	214-413-6	51.8	2313	17	76	192.8
Opponents	12	138.31	310-496-16	62.5	3718	29	78	309.8

Receivng	gp	no.	yds	avg	td	lg	avg/g
DUKE, Austin	12	59	803	13.6	4	76	66.9
FORD II, T.L.	12	36	430	11.9	4	39	35.8
KOFA, Workpeh	12	27	329	12.2	5	49	27.4
PHILLIPS, Kalif	11	20	242	12.1	1	42	22.0
WASHINGTON, R.	12	13	28	2.2	0	10	2.3
MULLEN, Nate	12	12	85	7.1	0	13	7.1
HOFFMAN, Kyle	12	11	96	8.7	1	15	8.0
LEMAY, Uriah	11	9	91	10.1	0	19	8.3
BOLUS, Justin	11	8	73	9.1	2	22	6.6
FOGGIE, Juwan	12	6	57	9.5	0	15	4.8
LEMAY, Ben	9	5	28	5.6	0	15	3.1
QUATTLEBAUM, M.	6	4	36	9.0	0	20	6.0
MONTGOMERY, C.	12	3	6	2.0	0	7	0.5
BUMGARNER, Zach	12	1	9	9.0	0	9	0.8
Total	12	214	2313	10.8	17	76	192.8
Opponents	12	310	3718	12.0	29	78	309.8

Field Goals	fg	pct.	01-19	20-29	30-39	40-49	50-99	lg	blk
MUSCARELLO, S.	5-7	71.4	0-0	4-4	1-2	0-0	0-1	32	1
BREWER, Blake	4-6	66.7	0-0	2-2	2-2	0-1	0-1	38	1

Scoring	td	fg	PAT				dxp	saf	pts
			kick	rush	rcv	pass			
KLUGH, Hasaan	8	-	-	-	1	-	-	50	
MUSCARELLO, S.	-	5-7	19-23	-	-	-	-	34	
WASHINGTON, R.	5	-	-	-	-	-	-	30	
KOFA, Workpeh	5	-	-	-	-	-	-	30	
PHILLIPS, Kalif	5	-	-	-	-	-	-	30	
BREWER, Blake	-	4-6	14-15	-	-	-	-	26	
FORD II, T.L.	4	-	-	-	-	-	-	24	
DUKE, Austin	4	-	-	-	1-1	-	-	24	
BOLUS, Justin	2	-	-	-	-	-	-	12	
ROLLE, Ed	1	-	-	-	-	-	-	6	
WINCHESTER, T.	1	-	-	-	-	-	-	6	
MONTGOMERY, C.	1	-	-	-	-	-	-	6	
HOFFMAN, Kyle	1	-	-	-	-	-	-	6	
FOGGIE, Juwan	1	-	-	-	-	-	-	6	
COVINGTON, A.	1	-	-	-	-	-	-	6	
Total	40	9-13	33-38	-	1	1-2	-	302	

Interceptions	no.	yds	avg	td	lg
DAVIS, Kedrick	3	8	2.7	0	5
WINCHESTER, T.	3	41	13.7	1	41
ROLLE, Ed	3	24	8.0	0	21
LUCAS, Daquan	2	33	16.5	0	29
DELUCA, Ben	2	0	0.0	0	0
COOK, Nick	1	1	1.0	0	1
COVINGTON, A.	1	48	48.0	0	48
DUNCAN, Alex	1	0	0.0	0	0

Punting	no.	yds	avg	lg	tb	fc	l20	50+	blk
HART, Arthur	68	2664	39.2	61	4	18	19	8	0
PEZZONI, Hayden	8	259	32.4	40	0	2	3	0	0

Punt Returns	no.	yds	avg	td	lg
DUKE, Austin	10	26	2.6	0	8
MULLEN, Nate	5	13	2.6	0	12
FOGGIE, Juwan	1	12	12.0	0	0
ROLLE, Ed	1	-2	-2.0	1	0
Total	17	49	2.9	1	12
Opponents	22	131	6.0	0	22

Kick Returns	no.	yds	avg	td	lg
MONTGOMERY, C.	43	845	19.7	0	44
COVINGTON, A.	6	146	24.3	0	32
B.-THOMPSON, J.	1	10	10.0	0	10
MULLEN, Nate	1	20	20.0	0	20
SMITH, Bradan	1	2	2.0	0	2
Total	52	1023	19.7	0	44
Opponents	50	1035	20.7	0	52

All Purpose	g	rush	rcv	pr	kr	lr	total	avg/g
PHILLIPS, Kalif	11	907	242	0	0	0	1149	104.5
DUKE, Austin	12	40	803	26	0	0	869	72.4
MONTGOMERY, C.	12	9	6	0	845	0	860	71.7
WASHINGTON, R.	12	489	28	0	0	0	517	43.1
FORD II, T.L.	12	0	430	0	0	0	430	35.8
Total	12	2114	2313	49	1023	155	5654	471.2
Opponents	12	1721	3718	131	1035	120	6725	560.4

Total Offense	g	plays	rush	pass	total	avg/g
KLUGH, Hasaan	11	313	426	1356	1782	162.0
PHILLIPS, Kalif	11	189	907	0	907	82.5



GRIT

OPPORTUNITY

LEADERSHIP

DETERMINATION



**2016 Charlotte Football
Charlotte Overall Team Statistics (as of May 24, 2017)
All games**

Team Statistics	CHA	OPP
SCORING	302	415
Points Per Game	25.2	34.6
Points Off Turnovers	75	75
FIRST DOWNS	237	290
Rushing	106	95
Passing	102	169
Penalty	29	26
RUSHING YARDAGE	2114	1721
Yards gained rushing	2415	1942
Yards lost rushing	301	221
Rushing Attempts	487	406
Average Per Rush	4.3	4.2
Average Per Game	176.2	143.4
TDs Rushing	18	24
PASSING YARDAGE	2313	3718
Comp-Att-Int	214-413-6	310-496-16
Average Per Pass	5.6	7.5
Average Per Catch	10.8	12.0
Average Per Game	192.8	309.8
TDs Passing	17	29
TOTAL OFFENSE	4427	5439
Total Plays	900	902
Average Per Play	4.9	6.0
Average Per Game	368.9	453.2
KICK RETURNS: #-Yards	52-1023	50-1035
PUNT RETURNS: #-Yards	17-49	22-131
INT RETURNS: #-Yards	16-155	6-120
KICK RETURN AVERAGE	19.7	20.7
PUNT RETURN AVERAGE	2.9	6.0
INT RETURN AVERAGE	9.7	20.0
FUMBLES-LOST	11-9	18-7
PENALTIES-Yards	88-818	89-800
Average Per Game	68.2	66.7
PUNTS-Yards	76-2923	57-2167
Average Per Punt	38.5	38.0
Net punt average	35.7	35.8
KICKOFFS-Yards	61-3558	78-4770
Average Per Kick	58.3	61.2
Net kick average	36.9	40.7
TIME OF POSSESSION/Game	29:00	31:00
3RD-DOWN Conversions	63/196	72/172
3rd-Down Pct	32%	42%
4TH-DOWN Conversions	16/33	10/20
4th-Down Pct	48%	50%
SACKS BY-Yards	14-78	25-169
MISC YARDS	0	2
TOUCHDOWNS SCORED	40	54
FIELD GOALS-ATTEMPTS	9-13	14-17
ON-SIDE KICKS	0-0	1-2
RED-ZONE SCORES	(35-43) 81%	(53-60) 88%
RED-ZONE TOUCHDOWNS	(26-43) 60%	(41-60) 68%
PAT-ATTEMPTS	(33-38) 87%	(49-49) 100%
ATTENDANCE	85154	161372
Games/Avg Per Game	6/14192	6/26895
Neutral Site Games		0/0

Score by Quarters	1st	2nd	3rd	4th	OT	Total
Charlotte	48	102	67	85	0	302
Opponents	128	130	78	79	0	415



GRIT

OPPORTUNITY

LEADERSHIP

DETERMINATION



**2016 Charlotte Football
Charlotte Overall Individual Statistics (as of May 24, 2017)
All games**



Rushing	gp	att	gain	loss	net	avg	td	lg	avg/g
PHILLIPS, Kalif	11	189	949	42	907	4.8	4	72	82.5
WASHINGTON, R.	12	97	510	21	489	5.0	5	58	40.8
KLUGH, Hasaan	11	89	524	98	426	4.8	8	39	38.7
LEMAY, Ben	9	34	185	10	175	5.1	0	44	19.4
JOHNSON, Matt	11	37	149	4	145	3.9	0	14	13.2
DUKE, Austin	12	11	59	19	40	3.6	0	19	3.3
MONTGOMERY, C.	12	1	9	0	9	9.0	1	9	0.8
MCNEILL, Lee	12	1	6	0	6	6.0	0	6	0.5
SMITH, Bradan	3	3	4	0	4	1.3	0	2	1.3
HART, Arthur	11	1	1	0	1	1.0	0	1	0.1
Team	5	8	0	29	-29	-3.6	0	0	-5.8
OLSEN, Kevin	6	16	19	78	-59	-3.7	0	6	-9.8
Total	12	487	2415	301	2114	4.3	18	72	176.2
Opponents	12	406	1942	221	1721	4.2	24	61	143.4

Passing	gp	effic	comp-att-int	pct	yds	td	lg	avg/g
KLUGH, Hasaan	11	116.47	120-224-3	53.6	1356	10	76	123.3
OLSEN, Kevin	6	98.02	87-175-3	49.7	842	6	42	140.3
JOHNSON, Matt	11	221.35	5-8-0	62.5	112	1	76	10.2
MCNEILL, Lee	12	37.53	2-6-0	33.3	3	0	6	0.2
Total	12	109.54	214-413-6	51.8	2313	17	76	192.8
Opponents	12	138.31	310-496-16	62.5	3718	29	78	309.8

Receiving	gp	no.	yds	avg	td	lg	avg/g
DUKE, Austin	12	59	803	13.6	4	76	66.9
FORD II, T.L.	12	36	430	11.9	4	39	35.8
KOFA, Workpeh	12	27	329	12.2	5	49	27.4
PHILLIPS, Kalif	11	20	242	12.1	1	42	22.0
WASHINGTON, R.	12	13	28	2.2	0	10	2.3
MULLEN, Nate	12	12	85	7.1	0	13	7.1
HOFFMAN, Kyle	12	11	96	8.7	1	15	8.0
LEMAY, Uriah	11	9	91	10.1	0	19	8.3
BOLUS, Justin	11	8	73	9.1	2	22	6.6
FOGGIE, Juwan	12	6	57	9.5	0	15	4.8
LEMAY, Ben	9	5	28	5.6	0	15	3.1
QUATTLEBAUM, M.	6	4	36	9.0	0	20	6.0
MONTGOMERY, C.	12	3	6	2.0	0	7	0.5
BUMGARNER, Zach	12	1	9	9.0	0	9	0.8
Total	12	214	2313	10.8	17	76	192.8
Opponents	12	310	3718	12.0	29	78	309.8

Punt Returns	no.	yds	avg	td	lg
DUKE, Austin	10	26	2.6	0	8
MULLEN, Nate	5	13	2.6	0	12
ROLLE, Ed	1	-2	-2.0	1	0
FOGGIE, Juwan	1	12	12.0	0	0
Total	17	49	2.9	1	12
Opponents	22	131	6.0	0	22

Interceptions	no.	yds	avg	td	lg
DAVIS, Kedrick	3	8	2.7	0	5
ROLLE, Ed	3	24	8.0	0	21
WINCHESTER, T.	3	41	13.7	1	41
DELUCA, Ben	2	0	0.0	0	0
LUCAS, Daquan	2	33	16.5	0	29
COOK, Nick	1	1	1.0	0	1
DUNCAN, Alex	1	0	0.0	0	0
COVINGTON, A.	1	48	48.0	0	48
Total	16	155	9.7	1	48
Opponents	6	120	20.0	1	36

Kick Returns	no.	yds	avg	td	lg
MONTGOMERY, C.	43	845	19.7	0	44
COVINGTON, A.	6	146	24.3	0	32
B.-THOMPSON, J.	1	10	10.0	0	10
MULLEN, Nate	1	20	20.0	0	20
SMITH, Bradan	1	2	2.0	0	2
Total	52	1023	19.7	0	44
Opponents	50	1035	20.7	0	52

Fumble Returns	no.	yds	avg	td	lg
FOGGIE, Juwan	1	3	3.0	1	3
DELUCA, Ben	1	59	59.0	1	59
COVINGTON, A.	0	0	0.0	1	0
Total	2	62	31.0	3	59
Opponents	2	45	22.5	0	25



GRIT

OPPORTUNITY

LEADERSHIP

DETERMINATION



2016 Charlotte Football
Charlotte Overall Defensive Statistics (as of May 24, 2017)
All games



#	Defensive Leaders	gp	Tackles			tfl/yds	Sacks	Pass defense			Fumbles	blkd		
			ua	a	tot		no-yds	int-yds	brup	qbh	rcv-yds	ff	klck	saf
6	COOK, Nick	12	49	59	108	6.5-24	2.0-12	1-1	5	4
50	KING, K.	12	28	45	73	5.0-22	2.0-16	.	2	3
28	DELUCA, Ben	12	51	17	68	1.0-4	.	2-0	4	.	1-59	1	.	.
65	OGUNJOBI, Larry	12	31	34	65	13.5-30	3.0-15	.	2	10
11	ROLLE, Ed	12	30	19	49	2.0-6	.	3-24	3
35	HARRIS, Tyriq	11	24	22	46	3.0-8	2.0-5	.	2	6
41	MCDONALD, AJ	12	28	17	45	1.5-3
24	LUCAS, Daquan	12	22	21	43	3.0-10	.	2-33	3
2D	DAVIS, Kedrick	11	28	11	39	1.0-2	.	3-8	7
23	COVINGTON, A.	11	20	17	37	.	.	1-48	10	2	1-0	.	.	.
5	BANKS, Brandon	12	14	21	35	3.5-8	1.0-3	.	.	7	1-0	2	.	.
34	GEMMELL, Jeff	12	12	15	27	1
12	DUNCAN, Alex	11	16	9	25	.	.	1-0	2	.	1-0	.	.	.
91	CARROLL, Nick	12	10	12	22	2.5-8	1.0-4	.	2	5
4	B.-THOMPSON, J.	11	8	13	21	0.5-0	.	.	1
25	IRVIN, Denzel	12	15	5	20	.	.	.	2
42	BUTLER, Anthony	12	7	11	18	1
56	SUYDAM, Randy	12	6	12	18	2.5-11	1.0-8	.	1	2
9L	LYON, Nafees	10	7	10	17	1	.	1	.	.
46	HIGHSMITH, Alex	12	11	6	17	2.0-26	1.0-8	.	1	1
97	FLEMING, Tanner	12	7	8	15	.	.	.	1	3	1-0	1	.	.
27	WINCHESTER, T.	6	8	3	11	.	.	3-41	4
33	DUNCAN, G.	12	6	5	11	0.5-1
45	ASHER, C.	12	2	7	9
31	DAVIS, Markevis	12	2	6	8
30	IRVIN, Darius	12	1	6	7
52	DUNCAN, Zach	11	2	5	7	2
54	STARNES, Jordan	10	4	2	6
90	DOCTOR, Tommy	4	3	2	5	1.0-7	1.0-7
48	SINICKI, K.	12	1	4	5
18	MONTGOMERY, C.	12	1	3	4
86	BREWER, Blake	12	.	3	3
36	HOFFMAN, Kyle	12	2	1	3
94	HOLMES, Michael	8	1	1	2
75	GERMAN, Eugene	8	2	.	2	1	.	.
62	FAIN, Tyler	5	.	2	2	2
17	RHINEHART, EJ	3	1	.	1
16	KLUGH, Hasaan	11	1	.	1
95	CLEGG, Devin	3	.	1	1
9	LEMAY, Uriah	11	.	1	1
6K	KOFA, Workpeh	12	.	1	1
20	WASHINGTON, R.	12	.	1	1
TM	Team	5	1-0	.	.	.
84	FOGGIE, Juwan	12	1-3	.	1	.
	Total	12	461	438	899	49-170	14-78	16-155	52	50	7-62	6	1	.
	Opponents	12	473	418	891	82-322	25-169	6-120	53	38	9-45	9	3	.



GRIT

OPPORTUNITY

LEADERSHIP

DETERMINATION



2016 Charlotte Football
Charlotte Team Game-by-Game (as of May 24, 2017)
All games



TEAM STATISTICS

Date	Opponent	Rushing				Receiving				Passing				Kick Returns				Punt Returns				tot off
		no.	yds	td	lg	no.	yds	td	lg	cmp-att-int	yds	td	lg	no.	yds	td	lg	no.	yds	td	lg	
Sep 01	at Louisville	31	48	0	13	18	160	1	39	18-32-0	160	1	39	10	189	0	32	1	0	0	0	208
Sep 10	ELON	35	232	2	44	24	274	4	76	24-34-0	274	4	76	2	36	0	24	4	17	0	8	506
Sep 17	EASTERN MICHIGAN	39	157	0	22	23	199	2	28	23-44-2	199	2	28	6	128	0	42	3	-3	0	0	356
Sep 24	at Temple	42	231	2	66	17	198	1	28	17-42-0	198	1	28	8	141	0	25	1	7	0	7	429
Oct 01	OLD DOMINION	49	178	1	25	18	176	1	42	18-36-1	176	1	42	9	155	0	27	0	0	0	0	354
Oct 09	at Florida Atlantic	48	219	1	28	14	223	3	69	14-17-1	223	3	69	0	0	0	0	0	0	0	0	442
Oct 15	FIU	47	232	2	20	21	171	1	22	21-31-1	171	1	22	6	125	0	30	1	5	0	5	403
Oct 22	at Marshall	50	184	3	33	17	203	0	43	17-31-1	203	0	43	1	15	0	15	0	0	0	0	387
Nov 05	at Southern Miss	46	303	3	72	12	136	1	49	12-25-0	136	1	49	2	51	0	29	2	14	1	2	439
Nov 12	RICE	36	158	1	27	13	105	1	29	13-27-0	105	1	29	2	29	0	23	2	9	0	12	263
Nov 19	MIDDLE TENNESSEE	45	164	3	17	22	239	1	55	22-50-0	239	1	55	4	105	0	44	3	0	0	2	403
Nov 26	at UTSA	19	8	0	6	15	229	1	76	15-44-0	229	1	76	2	49	0	25	0	0	0	0	237
Charlotte		487	2114	18	72	214	2313	17	76	214-413-6	2313	17	76	52	1023	0	44	17	49	1	12	4427
		406	1721	24	61	310	3718	29	78	310-496-16	3718	29	78	50	1035	0	52	22	131	0	22	5439

Games: 12 • Avg/rush: 4.3 • Avg/catch: 10.8 • Pass effic: 109.54 • KR avg: 19.7 • PR avg: 2.9 • All purpose avg/game: 471.2 • Total offense avg/gm: 368.9

Date	Opponent	Tackles				Sacks no-yds	Fumble		Pass Defense			blkd kick	PAT Attempts			off			
		ua	a	total	tfl-yds		ff	fr-yds	Int-yds	qbh	brup		kick	rush	rcv	saf	t/o	pts	
Sep 01	at Louisville	39	28	67	1.0-2	0.0-0	0	2-0	1-5	2	0	0	2-2	0	0	0	0	14	14
Sep 10	ELON	37	62	99	5.0-13	1.0-7	2	1-59	2-2	7	3	0	5-6	0	0	0	0	20	47
Sep 17	EASTERN MICHIGAN	29	42	71	3.0-7	1.0-3	0	0-0	1-3	5	1	0	1-2	0	0	0	0	0	19
Sep 24	at Temple	39	24	63	3.0-4	0.0-0	1	0-0	0-0	0	6	0	2-3	0	0	0	0	0	20
Oct 01	OLD DOMINION	28	46	74	1.0-3	0.0-0	0	1-0	1-1	1	5	0	2-2	0	0	0	0	3	17
Oct 09	at Florida Atlantic	33	54	87	3.0-6	0.0-0	0	0-0	1-0	3	6	0	4-4	0	0	0	0	0	28
Oct 15	FIU	34	30	64	6.0-16	2.0-10	1	1-0	2-0	8	6	0	2-3	0	0	0	0	6	26
Oct 22	at Marshall	29	52	81	7.0-20	3.0-10	1	1-0	1-21	5	5	0	3-3	0	0	0	0	3	27
Nov 05	at Southern Miss	48	22	70	5.0-24	3.0-19	0	0-0	3-29	1	5	1	5-5	0	0	0	0	7	38
Nov 12	RICE	51	32	83	4.0-16	1.0-8	0	0-0	2-89	11	3	0	3-3	0	0	0	0	7	21
Nov 19	MIDDLE TENNESSEE	37	32	69	6.0-33	0.0-0	0	0-0	2-5	5	6	0	2-3	0	1	0	0	8	31
Nov 26	at UTSA	57	14	71	5.0-26	3.0-21	1	1-3	0-0	2	6	0	2-2	0	0	0	0	7	14
Charlotte		461	438	899	49.0-170	14.0-78	6	7-62	16-155	50	52	1	33-38	0	1	0	0	75	302
		473	418	891	82.0-322	25.0-169	9	9-45	6-120	38	53	3	49-49	0	0	0	0	75	415

Date	Opponent	Punting							Field Goals			Kickoffs						
		no.	yds	avg	long	blkd	tb	fc	50+	l20	md-att	long	blkd	no.	yds	avg	tb	ob
Sep 01	at Louisville	11	424	38.5	58	0	2	3	2	1	0-0	0	0	3	176	58.7	0	0
Sep 10	ELON	7	303	43.3	61	0	0	2	2	4	0-0	0	0	8	472	59.0	1	0
Sep 17	EASTERN MICHIGAN	3	144	48.0	51	0	0	1	1	3	2-3	29	0	5	314	62.8	0	0
Sep 24	at Temple	7	231	33.0	43	0	0	0	0	2	0-0	0	0	4	244	61.0	1	0
Oct 01	OLD DOMINION	5	182	36.4	48	0	0	2	0	2	1-1	23	0	4	180	45.0	0	0
Oct 09	at Florida Atlantic	5	210	42.0	55	0	0	0	1	1	0-0	0	0	5	296	59.2	1	0
Oct 15	FIU	4	126	31.5	40	0	0	1	0	1	2-3	32	0	6	368	61.3	0	0
Oct 22	at Marshall	4	139	34.8	44	0	0	1	0	1	2-3	38	1	6	321	53.5	1	0
Nov 05	at Southern Miss	7	285	40.7	44	0	1	1	0	2	1-1	22	0	7	417	59.6	3	0
Nov 12	RICE	7	272	38.9	45	0	1	2	0	3	0-0	0	0	4	251	62.8	1	0
Nov 19	MIDDLE TENNESSEE	7	263	37.6	61	0	0	1	2	1	1-2	38	1	6	330	55.0	2	0
Nov 26	at UTSA	9	344	38.2	49	0	0	6	0	1	0-0	0	0	3	189	63.0	1	0
Charlotte		76	2923	38.5	61	0	4	20	8	22	9-13	38	2	61	3558	58.3	11	0
		57	2167	38.0	55	1	4	21	5	17	14-17	41	0	78	4770	61.2	23	3



GRIT

OPPORTUNITY

LEADERSHIP

DETERMINATION



2016 Charlotte Football
Charlotte Opponent Game-by-Game (as of May 24, 2017)
All games



OPPONENT STATISTICS

Date	Opponent	Rushing				Receiving				Passing				Kick Returns				Punt Returns				tot off
		no.	yds	td	lg	no.	yds	td	lg	cmp-att-int	yds	td	lg	no.	yds	td	lg	no.	yds	td	lg	
Sep 01	at Louisville	35	272	2	36	26	391	8	44	26-35-1	391	8	44	3	65	0	24	3	-3	0	6	663
Sep 10	ELON	35	97	2	28	29	322	0	42	29-50-2	322	0	42	7	116	0	23	2	19	0	19	419
Sep 17	EASTERN MICHIGAN	30	72	1	12	24	285	2	49	24-31-1	285	2	49	5	142	0	47	0	0	0	0	357
Sep 24	at Temple	34	210	4	25	17	297	2	51	17-32-0	297	2	51	3	52	0	20	3	10	0	11	507
Oct 01	OLD DOMINION	40	207	4	37	17	274	3	55	17-29-1	274	3	55	4	49	0	31	2	9	0	9	481
Oct 09	at Florida Atlantic	41	174	3	14	22	212	0	23	22-42-1	212	0	23	4	88	0	35	2	20	0	14	386
Oct 15	FIU	21	39	1	19	26	315	2	60	26-42-2	315	2	60	6	155	0	42	1	8	0	8	354
Oct 22	at Marshall	24	88	1	19	32	262	2	23	32-46-1	262	2	23	5	89	0	52	1	10	0	10	350
Nov 05	at Southern Miss	29	94	2	21	32	404	2	78	32-53-3	404	2	78	4	99	0	28	2	28	0	22	498
Nov 12	RICE	42	141	2	17	36	292	1	20	36-52-2	292	1	20	3	63	0	25	1	1	0	0	433
Nov 19	MIDDLE TENNESSEE	30	221	1	61	26	250	4	45	26-44-2	250	4	45	4	49	0	19	2	13	0	8	471
Nov 26	at UTSA	45	106	1	12	23	414	3	73	23-40-0	414	3	73	2	68	0	48	3	16	0	20	520
Opponents		406	1721	24	61	310	3718	29	78	310-496-16	3718	29	78	50	1035	0	52	22	131	0	22	5439
		487	2114	18	72	214	2313	17	76	214-413-6	2313	17	76	52	1023	0	44	17	49	1	12	4427

Games: 12 • Avg/rush: 4.2 • Avg/catch: 12.0 • Pass effic: 138.31 • KR avg: 20.7 • PR avg: 6.0 • All purpose avg/game: 560.4 • Total offense avg/gm: 453.2

Date	Opponent	Tackles				Sacks		Fumble		Pass Defense			blkd	PAT Attempts			off		
		ua	a	total	tfl-yds	no-yds	ff	fr-yds	int-yds	qbh	brup	kick	kick	rush	rcv	saf	t/o	pts	
Sep 01	at Louisville	44	30	74	7.0-39	4.0-35	1	1-0	0-0	0	3	0	10-10	0	0	0	0	7	70
Sep 10	ELON	37	36	73	6.0-9	1.0-2	0	0-0	0-0	1	2	0	2-2	0	0	0	0	0	14
Sep 17	EASTERN MICHIGAN	42	38	80	6.0-17	2.0-10	1	1-0	2-57	5	2	0	4-4	0	0	0	0	21	37
Sep 24	at Temple	55	18	73	5.0-17	1.0-11	1	1-20	0-0	0	7	0	6-6	0	0	0	0	7	48
Oct 01	OLD DOMINION	43	52	95	8.0-53	3.0-27	2	2-25	1-0	1	4	0	7-7	0	0	0	0	14	52
Oct 09	at Florida Atlantic	38	38	76	6.0-27	3.0-22	1	1-0	1-0	1	0	0	2-2	0	0	0	0	6	23
Oct 15	FIU	48	38	86	6.0-14	1.0-1	1	2-0	1-32	2	5	1	3-3	0	0	0	0	7	27
Oct 22	at Marshall	31	62	93	8.0-18	3.0-9	0	0-0	1-31	10	4	1	3-3	0	0	0	0	7	24
Nov 05	at Southern Miss	37	28	65	7.0-27	2.0-12	0	0-0	0-0	0	5	0	3-3	0	0	0	0	0	27
Nov 12	RICE	38	22	60	9.0-41	1.0-7	2	1-0	0-0	5	3	0	1-1	0	0	0	0	6	22
Nov 19	MIDDLE TENNESSEE	39	34	73	6.0-30	2.0-17	0	0-0	0-0	7	11	1	5-5	0	0	0	0	0	38
Nov 26	at UTSA	21	22	43	8.0-30	2.0-16	0	0-0	0-0	6	7	0	3-3	0	0	0	0	0	33
Opponents		473	418	891	82.0-322	25.0-169	9	9-45	6-120	38	53	3	49-49	0	0	0	0	75	415
		461	438	899	49.0-170	14.0-78	6	7-62	16-155	50	52	1	33-38	0	1	0	0	75	302

Date	Opponent	Punting							Field Goals			Kickoffs						
		no.	yds	avg	long	blkd	tb	fc	50+	l20	md-att	long	blkd	no.	yds	avg	tb	ob
Sep 01	at Louisville	2	75	37.5	41	0	0	1	0	1	0-0	0	0	11	666	60.5	1	0
Sep 10	ELON	7	284	40.6	52	0	1	1	1	2	0-0	0	0	3	171	57.0	0	1
Sep 17	EASTERN MICHIGAN	3	140	46.7	50	0	0	0	1	1	3-3	36	0	8	432	54.0	2	0
Sep 24	at Temple	4	176	44.0	55	0	0	1	1	2	2-2	36	0	9	572	63.6	1	0
Oct 01	OLD DOMINION	3	99	33.0	41	0	0	1	0	1	1-1	35	0	9	547	60.8	0	0
Oct 09	at Florida Atlantic	6	221	36.8	45	0	0	3	0	2	1-1	33	0	4	260	65.0	4	0
Oct 15	FIU	2	79	39.5	42	0	0	1	0	0	2-3	23	0	6	379	63.2	0	0
Oct 22	at Marshall	6	213	35.5	41	0	1	5	0	2	1-2	38	0	5	317	63.4	3	1
Nov 05	at Southern Miss	6	221	36.8	55	1	1	0	1	3	0-0	0	0	4	252	63.0	2	0
Nov 12	RICE	6	220	36.7	52	0	0	4	1	1	1-1	24	0	5	307	61.4	2	1
Nov 19	MIDDLE TENNESSEE	8	270	33.8	46	0	1	0	0	1	1-1	41	0	7	418	59.7	3	0
Nov 26	at UTSA	4	169	42.2	49	0	0	4	0	1	2-3	26	0	7	449	64.1	5	0
Opponents		57	2167	38.0	55	1	4	21	5	17	14-17	41	0	78	4770	61.2	23	3
		76	2923	38.5	61	0	4	20	8	22	9-13	38	2	61	3558	58.3	11	0



GRIT

OPPORTUNITY

LEADERSHIP

DETERMINATION

GAME 1

at #19 Louisville 70 Charlotte 14

Sept. 1, 2016 - Louisville, Ky.

First Game vs. Nationally-Ranked FBS foe
Lamar Jackson accounts for 8 UL TDs
Kevin Olsen makes 49ers debut at QB



In their first-ever game against a nationally-ranked FBS opponent Charlotte fell at 19th-ranked Louisville, 70-14, in their season-opener.

Louisville quarterback Lamar Jackson threw for six first-half TD's and ran for another two to jumpstart his Heisman campaign. Louisville's 56 first half points are the most allowed by the 49ers in a half and Jackson's six touchdown passes are the most allowed by the 49ers in game.

Charlotte recorded their first touchdown of the season when first-year QB Kevin Olsen found Austin Duke on a 24-yard touchdown pass on fourth and 10 with 8:36 left in the third quarter. Olsen's touchdown pass was his first as a Niner and the score was the 49ers first against a ranked FBS opponent. It also kept alive the 49ers streak of never being shutout in the program's history.

Charlotte's T.L. Ford had the longest reception of his career with a 39-yard completion from Kevin Olsen in the first quarter and the 49ers forced three turnovers: a Kedrick Davis INT off Louisville's Kyle Bolin in the third quarter; Tanner Fleming's forced fumble and recovery and Anthony Covington's fumble recovery of a muffed punt in the endzone.

Charlotte's Arthur Hart had a school-record 11 punts. Olsen went 16-for-29 for 141 yards and one touchdown in his first game as the 49ers quarterback. The 49ers defense was led by Nick Cook with seven tackles and five tackles by Daquan Lucas.

Louisville's 663 yards are the third most yards allowed by the 49ers in the program's history and the most allowed to an FBS opponent.

Game Honors:

49: Justin Bolus
Captains: Daquan Lucas; Nick Cook; Zach Bumgarner; Casey Perry
Flag carriers: RJ Tyler; AJ McDonald; Stephen Muscarello



Scoring Summary (Final)
2016 Charlotte Football
Charlotte vs #19 Louisville (Sep 01, 2016 at Louisville, KY)



Charlotte (0-1) vs. Louisville (1-0)
Date: Sep 01, 2016 • Site: Louisville, KY • Stadium: Papa John's Cardinal
Attendance: 53127

Score by Quarters	1	2	3	4	Total
Charlotte	0	0	7	7	14
Louisville	28	28	7	7	70

Qtr	Time	Scoring Play	V-H
1st	12:03	LOU - Jackson, L. 36 yd run (O'Hara, E. kick), 6-75 2:57	0 - 7
	06:49	LOU - Bonnafon, R. 13 yd pass from Jackson, L. (O'Hara, E. kick), 5-80 1:36	0 - 14
	03:47	LOU - Smith, J. 24 yd pass from Jackson, L. (O'Hara, E. kick), 2-39 0:58	0 - 21
	00:00	LOU - Jackson, L. 1 yd run (O'Hara, E. kick), 5-35 1:51	0 - 28
2nd	12:05	LOU - Radcliff, B. 16 yd pass from Jackson, L. (O'Hara, E. kick), 2-60 0:37	0 - 35
	06:27	LOU - Scott, L.J. 20 yd pass from Jackson, L. (O'Hara, E. kick), 5-65 1:49	0 - 42
	02:59	LOU - Quick, J. 32 yd pass from Jackson, L. (O'Hara, E. kick), 3-63 1:21	0 - 49
	00:05	LOU - Hikutini, Cole 1 yd pass from Jackson, L. (O'Hara, E. kick), 8-66 1:26	0 - 56
3rd	08:36	CHA - DUKE, Austin 24 yd pass from OLSEN, Kevin (MUSCARELLO, S. kick), 5-39 0:40	7 - 56
	04:43	LOU - Samuel, T. 18 yd pass from Bolin, K. (O'Hara, E. kick), 8-64 3:53	7 - 63
4th	10:16	LOU - Dawkins, S. 13 yd pass from Bolin, K. (Creque, B. kick), 10-75 5:16	7 - 70
	03:46	CHA - COVINGTON, A. 0 yd fumble recovery (MUSCARELLO, S. kick)	14 - 70

Kickoff time: 7:04pm • End of Game: 10:35pm • Total elapsed time: 3:31
Officials: Referee: J. Macgoghgy; Umpire: D. Worrell; Linesman: M. Fitzgerald;
Line Judge: H. Campbell; Back Judge: K. Parham; Field Judge: K. Johnson;
Side Judge: P. Pownall; Center Judge: J. Cole
Temperature: 78 • Wind: NNE-14 • Weather: Partly Cloudy

GAME 2

at Charlotte 47 Elon 14

Sept. 10, 2015 - Charlotte, N.C.

Austin Duke makes 200th career reception
Austin Duke enjoys 10th career 100-yard game
49ers improve to 4-0 in home openers



QB Kevin Olsen passed for three TDs and Charlotte (1-1) scored on four straight possessions to pull away for a 47-14 victory over Elon in front of a sellout crowd of 15,807 in the 49ers' home opener.

Olsen was a perfect 13-of-13 in the second quarter while engineering TD drives of 85, 26 and 49 yards as Charlotte overcame a 7-0 first-quarter deficit. During one stretch, Olsen connected on 16 straight passes. He finished the game hitting 19-of-25 passes for 155 yards, three TDs and no interceptions.

Elon (0-2) took a 7-0 lead on a 99-yard TD drive on their first possession and held Charlotte to four three-and-outs in the first quarter before Charlotte's offense found its rhythm under Olsen.

The defense held Elon in check after that first drive. The Phoenix had six straight drives of less than 20 yards to close the half.

In the second quarter, Olsen hit TL Ford II for a 12-yard TD, Kyle Hoffman with one-yard TD on fourth and goal and Justin Bolus on an eight-yard corner route for his final TD. Fr. RB Robert Washington scored a pair of third quarter TDs, Austin Duke caught a 76-yard TD pass from Matt Johnson and Fr. Ben DeLuca returned a fumble 59 yards to wrap up the 49ers scoring.

Charlotte put up 506 yards of total offense and forced three turnovers, including Kedrick Davis' 2nd INT in as many games, in picking up their fourth straight win in a home opener.

LeMay finished with a team-high 79 rushing yards while Klugh (62) and Washington (43 with two TDs) helped the 49ers garner 232 rushing yards. Duke finished with four catches for 103 yards and scored a TD for the second straight game. Ford II had a team-high six catches for 64 yards and a TD and Bolus (50 yds; 1 TD) and Kofa (31 yds) both had four catches. In all, nine different 49ers' receivers caught passes as Charlotte threw for 274 yards.

Game Honors:

49: Matt Johnson
Captains: Kalif Phillips; Thomas La Bianca; Larry Ogunjobi; Kedrick Davis
Flag Carriers: Robert Washington; Randy Suydam; Anthony Covington



Scoring Summary (Final)
2016 Charlotte Football
Elon vs Charlotte (Sep 10, 2016 at Charlotte, NC)



Elon (0-2) vs. Charlotte (1-1)
Date: Sep 10, 2016 • Site: Charlotte, NC • Stadium: Jerry Richardson
Attendance: 15807

Score by Quarters	1	2	3	4	Total
Elon	7	0	0	7	14
Charlotte	0	20	13	14	47

Qtr	Time	Scoring Play	V-H
1st	07:44	ELON - B. Gentry 2 yd run (J. Gallagher kick), 12-99 5:54	7 - 0
2nd	08:39	CHA - FORD II, T.L. 12 yd pass from OLSEN, Kevin (MUSCARELLO, S. kick), 11-85 4:03	7 - 7
	04:39	CHA - HOFFMAN, Kyle 1 yd pass from OLSEN, Kevin (MUSCARELLO, S. kick failed), 6-26 2:31	7 - 13
	00:35	CHA - BOLUS, Justin 8 yd pass from OLSEN, Kevin (MUSCARELLO, S. kick), 9-49 2:10	7 - 20
3rd	11:44	CHA - WASHINGTON, R. 1 yd run (OLSEN, Kevin pass failed), 5-80 1:26	7 - 26
	05:02	CHA - WASHINGTON, R. 4 yd run (MUSCARELLO, S. kick), 8-66 2:24	7 - 33
4th	11:14	CHA - DUKE, Austin 76 yd pass from JOHNSON, Matt (MUSCARELLO, S. kick), 2-80 0:42	7 - 40
	09:36	CHA - DELUCA, Ben 59 yd fumble recovery (MUSCARELLO, S. kick)	7 - 47
	06:53	ELON - D. Thompson 6 yd run (J. Gallagher kick), 7-68 2:37	14 - 47

Kickoff time: 6:05 PM • End of Game: 9:14 PM • Total elapsed time: 3:09
Officials: Referee: Stephen Lamanti; Umpire: Dongray Johnson; Linesman: Lea Bailey;
Line Judge: Joe Stahmer; Back Judge: Tom Healey; Field Judge: Ed Kierce;
Side Judge: Scott Gasaway; Center Judge: Eric Steen;
Temperature: 89 • Wind: 7 MPH N • Weather: Clear



GRIT

OPPORTUNITY

LEADERSHIP

DETERMINATION

GAME 3

Eastern Michigan 37 at Charlotte 19

Sept. 17, 2016 - Charlotte, N.C.

Fr. Robert Washington's first 100-yard game (120)
Sr. Nick Cook becomes fastest 49er to 100 career tackles
QB Hasaan Klugh throws first two career TD passes



Eastern Michigan took the early lead on the 49ers (1-2) and thwarted Charlotte's comeback efforts with key turnovers to grab a 37-19 victory at Jerry Richardson Stadium.

The Eagles (2-1) went ahead 7-0 in the first quarter and led 17-3 at the half before forcing two third quarter turnovers to push ahead 34-6. The 49ers rallied with two fourth quarter scores and had another drive stopped in the red zone on fourth down.

Statistically, Charlotte and Eastern Michigan looked similar. Eastern Michigan had 357 yards of total offense to Charlotte's 346. EMU was better on third down (7 of 13) while Charlotte was 8-of-20 but made up for the difference by going 3-of-4 on 4th down.

Charlotte lost the turnover battle – and the Eagles took advantage by stopping the 49ers opening drive of the second half in EMU territory on a fumble and returning an INT for a TD, late in the third.

Charlotte was without RB Kalif Phillips, who was nursing a hamstring injury and did not dress. Fr. Robert Washington filled in nicely, rushing for 120 yards on 20 carries. It was Washington's first 100-yard game and the second-most rushing yards ever by a true freshman for the 49ers.

Hasaan Klugh came off the bench to replace starting QB Kevin Olsen, who left the game late in the third due to cramps. Klugh threw fourth-quarter TD passes to Workpeh Kofa and TL Ford II to close the gap. It was Ford II's second straight game with a TD reception while Kofa made his first career TD catch. The two TD passes were the first of Klugh's career.

Olsen finished the game with 14-of-28 passing for 123 yards and his first two INTs of the season. Klugh was 9-of-15 for 66 yards and two TDs. Austin Duke led the 49ers receivers for the third straight game with 84 yards while Ford II finished with 51. Senior LB Nick Cook led the 49ers for the third straight game in tackles, with 12. With his 12 tackles, Cook surpassed 100 takedowns in his 14-game career to become the fastest 49er to reach the milestone.

Game Honors:

49: Justin Bridges-Thompson
Captains: Brandon Banks; Tanner Fleming; Austin Duke; Kyle Hoffman
Flag carriers: Ben LeMay; Jeff Gemmell; Jack Wellenhofer



Scoring Summary (Final)
2016 Charlotte Football
Eastern Michigan vs Charlotte (Sep 17, 2016 at Charlotte, N.C.)



Eastern Michigan (2-1) vs. Charlotte (1-2)
Date: Sep 17, 2016 • Site: Charlotte, N.C. • Stadium: Jerry Richardson
Attendance: 15080

Score by Quarters	1	2	3	4	Total
Eastern Michigan	7	10	17	3	37
Charlotte	0	3	3	13	19

Qtr	Time	Scoring Play	V-H
1st	04:11	EMU - ERIKSEN, Ian 5 yd run (FRICANO, Paul kick), 9-87 4:00	7 - 0
2nd	11:34	CHA - MUSCARELLO, S. 29 yd field goal, 10-54 4:01	7 - 3
	05:36	EMU - FRICANO, Paul 22 yd field goal, 12-71 5:58	10 - 3
	01:10	EMU - KILBY, Nigel 5 yd pass from PORTER, Todd (FRICANO, Paul kick), 5-20 2:23	17 - 3
3rd	11:36	EMU - NIUPALAU, J 49 yd pass from PORTER, Todd (FRICANO, Paul kick), 2:53 0:38	24 - 3
	09:28	CHA - MUSCARELLO, S. 25 yd field goal, 7-50 2:08	24 - 6
	04:20	EMU - FRICANO, Paul 36 yd field goal, 10-32 5:08	27 - 6
	03:51	EMU - PICKETT, Jaylen 36 yd interception return (FRICANO, Paul kick)	34 - 6
4th	14:17	CHA - KOFA, Workpeh 10 yd pass from KLUGH, Hasaan (MUSCARELLO, S. kick), 11-84 4:34	34 - 13
	09:42	CHA - FORD II, T.L. 28 yd pass from KLUGH, Hasaan (MUSCARELLO, S. kick failed), 11-83 2:54	34 - 19
	03:18	EMU - FRICANO, Paul 30 yd field goal, 12-64 6:24	37 - 19

Kickoff time: 6:05 PM • End of Game: 8:59 PM • Total elapsed time: 2:54
Officials: Referee: Jay Edwards; Umpire: Gregory Adams; Linesman: Max Causey;
Line Judge: Brad McGrath; Back Judge: Chris Snuggs; Field Judge: Chris Scott;
Side Judge: Adrian Carson; Center Judge: Chris Snuggs;
Temperature: 85 F • Wind: 1 MPH N • Weather: Scattered Clouds

GAME 4

at Temple 48 Charlotte 20

Sept. 24, 2015 - Philadelphia, Pa.

Kalif Phillips 12th career 100-yard game (114)
QB Kevin Olsen passes for personal-high 198 yards
Charlotte fails to force TO for first time in 2016



Kalif Phillips recorded his 12th career 100-yard rushing game but the Charlotte 49ers (1-3) fell on the road at Temple (2-2), 48-20.

"We gave up too many big plays," coach Brad Lambert said. "You have to give Temple credit. They are one of the most physical teams that we play. They play hard. We just gave up too many big plays down the field."

Phillips finished the game with 114 yards on 16 carries. The 49ers rushing attack finished the game with their second highest output of the season with 231 yards.

QB Kevin Olsen finished the game with 198 yards passing and one touchdown. T.L. Ford led the 49ers with five receptions for 92 yards. The 49ers defense was led in tackles for the fourth straight game by Nick Cook with nine tackles. Ed Rolle finished with eight tackles. Karrington King added seven tackles and AJ McDonald tallied six tackles including one tackle for a loss.

After Temple opened the scoring with a field goal, Charlotte took a 7-3 lead when Olsen found Workpeh Kofa for an eight-yard touchdown pass with 42 seconds left in the first quarter. It was Kofa's second straight game with a TD catch.

Temple regained the lead 10-7 when Phillip Walker connected on a 51-yard touchdown pass to Adonis Jennings with 14:52 left in the half. After a fumble by the Niners gave Temple the ball on the 13-yard line, Jahad Thomas scored on the next play to make it 17-7. Temple scored two more first half touchdowns on a 40-yard touchdown pass from Walker to Brodrick Yancy and a one-yard TD run by Ryquell Armstead to pull away to a 31-7 halftime lead.

Phillips scored on a 66-yard touchdown run -- the fourth longest TD run in school history to make it 31-14 but Thomas and Armstead added third quarter scores to keep Charlotte at bay.

Charlotte's Robert Washington scored his third touchdown of the season with four-yard TD run with 8:35 left in the fourth quarter.

Game Honors:

49: Tyriq Harris
Captains: Austin Duke; TL Ford II; Nick Cook; Larry Ogunjobi
Flag Carriers: Justin Bridges-Thompson; Arthur Hart; Robert Washington



Scoring Summary (Final)
2016 Charlotte Football
Charlotte vs Temple (Sep 24, 2016 at Philadelphia, Pa.)



Charlotte (1-3) vs. Temple (2-2)
Date: Sep 24, 2016 • Site: Philadelphia, Pa. • Stadium: Lincoln Financial
Attendance: 27786

Score by Quarters	1	2	3	4	Total
Charlotte	7	0	7	6	20
Temple	3	28	14	3	48

Qtr	Time	Scoring Play	V-H
1st	09:58	TEM - JONES, Austin 36 yd field goal, 12-58 5:02	0 - 3
	00:42	CHA - KOFA, Workpeh 8 yd pass from OLSEN, Kevin (MUSCARELLO, S. kick), 16-88 6:41	7 - 3
2nd	14:52	TEM - JENNINGS, Adonis 51 yd pass from WALKER, Phillip (JONES, Austin kick), 2:81 0:42	7 - 10
	06:53	TEM - THOMAS, Jahad 13 yd run (JONES, Austin kick), 1-13 0:07	7 - 17
	04:26	TEM - YANCY, Brodrick 40 yd pass from WALKER, Phillip (JONES, Austin kick), 3:44 1:29	7 - 24
	00:40	TEM - ARMSTEAD, R. 1 yd run (JONES, Austin kick), 6-46 2:29	7 - 31
3rd	13:34	CHA - PHILLIPS, Kalif 66 yd run (MUSCARELLO, S. kick), 4-78 1:26	14 - 31
	08:37	TEM - THOMAS, Jahad 1 yd run (JONES, Austin kick), 11-74 4:48	14 - 38
	05:14	TEM - ARMSTEAD, R. 1 yd run (JONES, Austin kick), 4-66 2:04	14 - 45
4th	12:52	TEM - JONES, Austin 31 yd field goal, 11-71 5:22	14 - 48
	08:35	CHA - WASHINGTON, R. 4 yd run (MUSCARELLO, S. kick failed), 13-79 4:11	20 - 48

Kickoff time: 12:06 pm • End of Game: 3:19 pm • Total elapsed time: 3:13
Officials: Referee: Chas Lamertina; Umpire: Bill Lamkin; Linesman: Jim Casey;
Line Judge: Lance Thompson; Back Judge: Eric Herkinn; Field Judge: Rick Santilli;
Side Judge: Mark Windham; Center Judge: Joe Clarkson;
Temperature: 63 • Wind: NE 9 mph • Weather: CLOUDY



GRIT

OPPORTUNITY

LEADERSHIP

DETERMINATION

GAME 5

Old Dominion 52 at Charlotte 17

Oct. 1, 2016 - Charlotte, N.C.

Conference USA opener

Teams stand together in Circle of Unity, pregame

Kalif Phillips posts 109 yards from scrimmage



Using a balanced attack that produced 481 yards of total offense, four rushing TDs and three passing TDs, Old Dominion (3-2; 2-0) handed the 49ers (1-4; 0-1) a 52-17 C-USA loss.

ODU raced to a 21-3 first quarter-lead by taking advantage of a pair of Charlotte miscues on back-to-back possessions. Punter Arthur Hart was unable to get a kick off after a short-hop snap that he was unable to handle cleanly, setting ODU up on the 49ers' 21-yard line. QB Kevin Olsen was picked off by Sean Carter on the next possession to give ODU another short field on the 49ers' 44.

After the muffed punt, RB Jeremy Cox cashed in with a one-yard TD - the first of his three scores. After Carter's INT, ODU again found the end zone, thanks to a 45-yard pass from David Washington to Isaiah Harper that set Cox up for a one-yard plunge, 14-0. Charlotte recovered a fumbled punt on ODU's 14-yard line but had to settle for a 23-yard field goal. ODU answered with its third TD of the quarter when Washington hit Zach Pascal for a 25-yard TD pass to push the lead to 21-3 just prior to the end of the quarter.

Washington hit Travis Fulgham for a 55-yard TD pass on ODU's first possession of the second quarter to make it a 25-point game before the 49ers could muster their first TD. Charlotte's Kalif Phillips pulled in a pass from Olsen and sped 42 yards for the 49ers first TD in the final seconds of the half to make it 31-10 at the break. 14-game career to become the fastest 49er to reach the milestone.

Cox scored his third TD of the game, Harper pulled in a 9-yard pass in the corner of the end zone and Gemonta Jackson found the end zone on a 37-yard rush as ODU piled up 21 third-quarter points to make it 52-10 heading into the final frame.

"We have to go back and look at every single thing we're doing and how we're practicing," Lambert said.

Phillips finished with over 100 combined yards after rushing for 57 and adding 52 yards on a pair of catches. Olsen finished with 14-of-31 passing for 145 yards, one TD and one INT.

Game Honors:

49: Nate Davis
Captains: TL Ford II; Kalif Phillips; Brandon Banks; Larry Ogunjobi
Flag carriers: Cam Clark; Tyriq Harris; Chris Montgomery



Scoring Summary (Final)
 2016 Charlotte Football
 Old Dominion vs Charlotte (Oct 01, 2016 at Charlotte, N.C.)



Old Dominion (3-2,2-0) vs. Charlotte (1-4,0-1)
 Date: Oct 01, 2016 • Site: Charlotte, N.C. • Stadium: Jerry Richardson
 Attendance: 12589

Score by Quarters	1	2	3	4	Total
Old Dominion	21	10	21	0	52
Charlotte	3	7	0	7	17

Qtr	Time	Scoring Play	V-H
1st	09:57	ODU - COX, Jeremy 1 yd run (DAVIS, Brad kick), 4-21 1:19	7 - 0
	06:54	ODU - COX, Jeremy 1 yd run (DAVIS, Brad kick), 5-44 2:14	14 - 0
	02:12	CHA - MUSCARELLO, S. 23 yd field goal, 4-8 1:27	14 - 3
	00:30	ODU - PASCAL, Zach 25 yd pass from WASHINGTON, D. (DAVIS, Brad kick), 4-77 1:42	21 - 3
2nd	12:29	ODU - FULGHAM, Travis 55 yd pass from WASHINGTON, D. (DAVIS, Brad kick), 2-66 0:39	28 - 3
	04:56	ODU - DAVIS, Brad 35 yd field goal, 12-45 4:14	31 - 3
	00:02	CHA - PHILLIPS, Kalif 42 yd pass from OLSEN, Kevin (MUSCARELLO, S. kick), 6-67 0:44	31 - 10
3rd	10:24	ODU - COX, Jeremy 1 yd run (DAVIS, Brad kick), 3-7 1:01	38 - 10
	04:15	ODU - HARPER, Isaiah 9 yd pass from WASHINGTON, D. (DAVIS, Brad kick), 8-37 3:16	45 - 10
	00:15	ODU - JACKSON, G. 37 yd run (DAVIS, Brad kick), 5-60 2:36	52 - 10
4th	02:57	CHA - KLUGH, Hasaan 3 yd run (MUSCARELLO, S. kick), 11-94 4:49	52 - 17

Kickoff time: 6:05 PM • End of Game: 9:22 PM • Total elapsed time: 3:17
 Officials: Referee: Joe Pester; Umpire: Jason Yates; Linesman: Gary Calip;
 Line judge: Scott Held; Back judge: Michael Bailey; Field judge: David Sherwood;
 Side judge: Scott Gasaway; Center judge: Jonathan Noli;
 Temperature: 77 F • Wind: None • Weather: Clear

GAME 6

Charlotte 28 at FAU 23

Oct. 9, 2016 - Boca Raton, Fla.

49ers' first-ever C-USA win

Game delayed one day (Hurricane Matthew)

Austin Duke surpasses 3,000 career receiving yards



RS-So. Hasaan Klugh was 14-of-17, threw three touchdowns for 223 yards and added a rushing score as Charlotte topped Florida Atlantic, 28-23, for its first C-USA victory. FAU's Hail Mary in the final six seconds was ruled incomplete by replay, securing the 49ers victory. The contest was played on Sunday afternoon after being postponed from Saturday due to Hurricane Matthew.

"Today was big," started Head Coach Brad Lambert. "Those guys are extremely excited. It was a huge moment for us and we've got to continue doing what we did this week in preparing hard and keep practicing hard to give ourselves a chance next Saturday."

FAU (1-5, 0-2 C-USA) opened the scoring with a 33-yard field goal but Charlotte (2-4, 1-1) put seven on the board on an eight-play, 77-yard first quarter drive that ended in Klugh's 2-yard run up the middle.

The Owls began the second quarter with the first of three rushing touchdowns by Greg Howell but Charlotte answered with a five-play, 89-yard drive capped off by a Klugh to Duke 69-yard touchdown pass to give the 49ers a 14-10 lead. The reception by Duke, the 8th longest TD pass in school history with seven of those caught by Duke, put him over 3,000 career yards receiving in his 49ers career.

The seesaw continued as Howell scored again, only to see Klugh engineer a quick 90-second drive to take a 21-17 lead into the half on a 37-yard strike to TL Ford II.

Charlotte extended the lead on its first possession of the second half, driving 75 yards. Klugh found Justin Bolus for his third TD pass of the game, to give the 49ers a 28-17 lead. A Klugh interception set up the Owls' final TD drive but FAU was unable to score again, taking over possession with 40 seconds left in the game, only to see its Hail Mary ruled incomplete.

Game Honors:

49: Eugene German
Captains: Kalif Phillips; Kyle Hoffman; Brandon Banks; Larry Ogunjobi
Flag Carriers: None



Scoring Summary (Final)
 2016 Charlotte Football
 Charlotte vs Florida Atlantic (Oct 09, 2016 at Boca Raton, Fla)



Charlotte (2-4, 1-1) vs. Florida Atlantic (1-5, 0-2)
 Date: Oct 09, 2016 • Site: Boca Raton, Fla • Stadium: FAU Stadium
 Attendance: 7401

Score by Quarters	1	2	3	4	Total
Charlotte	7	14	7	0	28
Florida Atlantic	3	14	0	6	23

Qtr	Time	Scoring Play	V-H
1st	11:09	FAU - JOSEPH, Greg I 33 yd field goal, 11-59 3:51	0 - 3
	04:17	CHA - KLUGH, Hasaan 2 yd run (MUSCARELLO, S. kick), 8-77 3:20	7 - 3
2nd	14:54	FAU - HOWELL, Greg 3 yd run (JOSEPH, Greg I kick), 13-65 4:23	7 - 10
	10:51	CHA - DUKE, Austin 69 yd pass from KLUGH, Hasaan (MUSCARELLO, S. kick), 5-89 2:23	14 - 10
	01:53	FAU - HOWELL, Greg 3 yd run (JOSEPH, Greg I kick), 12-95 5:12	14 - 17
	00:23	CHA - FORD II, T.L. 37 yd pass from KLUGH, Hasaan (MUSCARELLO, S. kick), 7-75 5:12	21 - 17
3rd	10:12	CHA - BOLUS, Justin 3 yd pass from KLUGH, Hasaan (MUSCARELLO, S. kick), 11-75 4:48	28 - 17
4th	09:28	FAU - HOWELL, Greg 3 yd run (BUSSEY, Henry pass failed), 12-64 4:26	28 - 23

Kickoff time: 12:05 PM • End of Game: 3:16 PM • Total elapsed time: 3:11
 Officials: Referee: Ken Antee; Umpire: Chad Craig; Linesman: Steve Fleming;
 Line judge: Ron Tubbs; Back judge: Sean Woodson; Field judge: Chris Cockrell;
 Side judge: Tony Meyer; Center judge: Jeff Guadagno;
 Temperature: 80 • Wind: NNW 8mph • Weather: 85% humidity
 Captains: FAU 2,3,9D,66 - CHAR 3,5,36,65
 CHAR wins toss and defers to 2nd Half. FAU will defend SOUTH End Zone.
 Game Rescheduled due to Hurricane Matthew



GRIT

OPPORTUNITY

LEADERSHIP

DETERMINATION

GAME 7

FIU 27 at Charlotte 26

Oct. 15, 2016 - Charlotte, N.C.

Homecoming Game

Larry Ogunjobi matches his school record with 4.5 TFL

Kalif Phillips posts 112 yards from scrimmage



Charlotte let one slip away. After taking a third quarter lead and extending it to 13 points, 26-13 midway through the fourth quarter, the 49ers gave up a pair of FIU TDs in the final five minutes to fall to the Panthers, 27-26, in the annual Homecoming Game.

Charlotte (2-5; 1-2) did so much right, throughout the game. In his second start at quarterback, Hasaan Klugh was 21-of-31 for 171 yards and a TD. He added 95 rushing yards and a rushing TD. RB Kalif Phillips rushed for 99 yards and added 13 receiving yards for his fourth straight game with 100 or more yards from scrimmage. Defensive lineman Larry Ogunjobi anchored a unit with a team-high 10 tackles, a career-high matching 4.5 tackles for loss and 1.5 sacks. The 49ers allowed just 39 yards rushing.

But three first half turnovers and three key fourth quarter penalties helped FIU (3-4; 3-0) rally to the victory.

Leading 26-13 and forcing FIU into a third and seven from its own 28, the 49ers had an apparent 7-yard sack nullified by a face mask call. With new life, FIU hit 4-of-5 passes on the next five plays to drive 57 yards for a touchdown, cutting the lead to six, 26-20, with 4:21 to play.

The 49ers were forced to punt, and were called for a 15-yard personal foul for hitting a player out of bounds, to give FIU possession at the Charlotte 45. On the ensuing drive, a pass interference penalty set FIU up on the 49ers nine-yard line. Another touchdown pass and suddenly, FIU led 27-26 with just over a minute to play.

Charlotte drove to the FIU 32, but Blake Brewer's 49-yard attempt fell short to seal the Panthers third straight C-USA win.

Alex McGough connected on 26-of-42 passes for 315 yards, two TD's and two interceptions for FIU. Thomas Owens had 148 receiving yards for the Panthers. FIU passed for 315 yards but had just 39 yards rushing after entering the game with a 168.3 rushing average. Charlotte had 403 yards of total offense, thanks to 232 rushing yards and 171 passing yards.

Game Honors:

- 49: Thomas La Bianca
- Captains: Eugene German; Hasaan Klugh; Nick Cook; Larry Ogunjobi
- Flag carriers: None



Scoring Summary (Final)
2016 Charlotte Football
FIU vs Charlotte (Oct 15, 2016 at Charlotte, N.C.)



FIU (3-4,3-0) vs. Charlotte (2-5,1-2)
Date: Oct 15, 2016 • Site: Charlotte, N.C. • Stadium: Jerry Richardson
Attendance: 13939

Score by Quarters	1	2	3	4	Total
FIU	7	3	3	14	27
Charlotte	0	10	7	9	26

Qtr	Time	Scoring Play	V-H
1st	04:18	FIU - MCGOUGH, Alex 19 yd run (TAYLOR, Austin kick), 4-33 1:53	7 - 0
2nd	14:10	CHA - KOFA, Workneh 12 yd pass from KLUGH, Hasaan (MUSCARELLO, S. kick), 10-73 5:08	7 - 7
	06:45	FIU - TAYLOR, Austin 21 yd field goal, 6-52 1:51	10 - 7
	01:04	CHA - MUSCARELLO, S. 29 yd field goal, 13-69 5:35	10 - 10
3rd	08:57	CHA - KLUGH, Hasaan 12 yd run (MUSCARELLO, S. kick), 7-66 3:15	10 - 17
	02:32	FIU - TAYLOR, Austin 23 yd field goal, 11-74 6:25	13 - 17
4th	13:05	CHA - WASHINGTON, R. 3 yd run (MUSCARELLO, S. kick blocked), 3-25 0:58	13 - 23
	07:12	CHA - MUSCARELLO, S. 32 yd field goal, 10-42 3:11	13 - 26
	04:21	FIU - BRANISEL, AJ 15 yd pass from MCGOUGH, Alex (TAYLOR, Austin kick), 7-75 2:51	20 - 26
	01:05	FIU - SMITH, Jonnu 9 yd pass from MCGOUGH, Alex (TAYLOR, Austin kick), 2-45 0:34	27 - 26

Kickoff time: 6:05 PM • End of Game: 9:05 PM • Total elapsed time: 3:00
Officials: Referee: Daniel Gautreau; Umpire: Ben Young; Linesman: Maia Chaka;
Line Judge: Thomas Eaton; Back Judge: Larry Neal Jr.; Field Judge: Justin Larrew;
Side Judge: Lark Jones; Center Judge: Kevin Randall;
Temperature: 70 F • Wind: 1 mph N • Weather: Scattered Clouds

GAME 8

Charlotte 27 at Marshall 24

Oct. 22, 2016 - Huntington, W.Va.

Game ball presented to Jenni Ratliff

Kalif Phillips' 5th straight game with 100+ from scrimmage

Karrington King (13); Nick Cook (10) w/double-digit tackles



A dominant performance from senior running back Kalif Phillips and a second-half shutout by the defense led to a heartwarming victory at league foe Marshall 27-24.

"This is a tough place to play. There have been a lot of big wins in this stadium," said Brad Lambert, who coached at Marshall earlier in his career. "I told our team this is a huge opportunity to come into a place that has experienced a lot of wins. We really challenged our team hard."

Phillips recorded his fifth-straight game with 100+ yards from scrimmage and his 14th career 100-yard rushing game (123). He scored twice while QB Hasaan Klugh passed for 203 yards, rushed for 41 and scored the decisive TD while flipping into the endzone.

LB Karrington King topped a defense with 13 total tackles, his first double-digit performance of the season and Nick Cook added 10. Fr. DB Ben DeLuca forced a fumble at the 49ers' goal line late in the contest and Larry Ogunjobi added nine tackles, including a sack on the Herd's final possession.

The 49ers scored on the opening drive with Phillips crashing in from one-yard out for his first TD. After Marshall blocked a field goal attempt the Herd charged 80 yards in six plays to tie the game.

An INT led to Marshall's next TD but Blake Brewer kicked a 38-yard FG to make it, 14-10.

The Herd extended their lead to 21-10, in the second quarter but Charlotte drove 75 yards on six plays to make it 21-17 on Phillips' second scoring plunge of the night.

A 38-yard FG pushed the margin to seven, 24-17, but that would be Marshall's last points. Brewer hit a 25-yard third quarter field goal to set up the game-deciding drive capped by Klugh's flip into the end zone. The 16-play drive covered 80 yards in a school-record 7:29, with Klugh a perfect 4-of-4 and the 49ers converting 3-of-4 third downs and one necessary fourth down. His two-yard TD run to the right capped one of the 49ers' most impressive wins.

Game Honors:

- 49: Ben DeLuca
- Captains: Eugene German; Austin Duke; Brandon Banks; Larry Ogunjobi
- Flag Carriers: None



Scoring Summary (Final)
2016 Charlotte Football
Charlotte vs Marshall (Oct 22, 2016 at Huntington, W.Va.)



Charlotte (3-5,2-2) vs. Marshall (2-5,1-2)
Date: Oct 22, 2016 • Site: Huntington, W.Va. • Stadium: Joan C. Edwards
Attendance: 20904

Score by Quarters	1	2	3	4	Total
Charlotte	10	7	3	7	27
Marshall	14	10	0	0	24

Qtr	Time	Scoring Play	V-H
1st	11:05	CHA - PHILLIPS, Kalif 1 yd run (MUSCARELLO, S. kick), 9-75 3:55	7 - 0
	06:31	MAR - DAVIS, Kelon 2 yd run (CURRAJ, Amoreto kick), 6-80 1:51	7 - 7
	04:50	MAR - HUNT, Justin 4 yd pass from LITTON, Chase (CURRAJ, Amoreto kick), 1-4 0:05	7 - 14
	01:10	CHA - BREWER, Blake 38 yd field goal, 11-54 3:40	10 - 14
2nd	11:24	MAR - HUNT, Justin 5 yd pass from LITTON, Chase (CURRAJ, Amoreto kick), 11-73 4:46	10 - 21
	08:48	CHA - PHILLIPS, Kalif 5 yd run (BREWER, Blake kick), 6-75 2:36	17 - 21
	07:22	MAR - CURRAJ, Amoreto 38 yd field goal, 6-24 1:26	17 - 24
3rd	06:26	CHA - BREWER, Blake 25 yd field goal, 12-72 4:41	20 - 24
4th	08:32	CHA - KLUGH, Hasaan 2 yd run (BREWER, Blake kick), 16-80 7:29	27 - 24

Kickoff time: 5:35 PM • End of Game: 9:08 PM • Total elapsed time: 3:33
Officials: Referee: Tra Blake; Umpire: Dongray Johnson; Linesman: Jerry Harris;
Line Judge: N. Theriot; Back Judge: Chris Bynum; Field Judge: Victor Sanchez;
Side Judge: LaShell Nelson; Center Judge: James Jones;
Temperature: 53 • Wind: NW 8 mph • Weather: Mostly Sunny



GRIT

OPPORTUNITY

LEADERSHIP

DETERMINATION

GAME 9

Charlotte 38 at Southern Miss 27

Nov. 5, 2016 - Huntington, W.Va.

Kalif Phillips' 15 100-yd rushing game (183)

Kalif Phillips' 6th straight game with 100+ from scrimmage

Hasaan Klugh scores rushing TD in fifth straight game



Charlotte won its second straight road game against a C-USA frontrunner, toppling Southern Miss, 38-27, in Hattiesburg, Miss. The 38 points are the most scored by the 49ers against a C-USA and an FBS opponent. Behind a season-high 303 yards on the ground, Charlotte became the first Conference USA team to defeat Marshall and Southern Miss on the road in the same season.

"I thought that Southern Miss was a really physical team. It was important for us to play hard and be physical," Charlotte coach Brad Lambert said. "This is an unbelievable place to play. There's been a lot of wins out there, a lot of good players on that field. I think they started playing 100 years ago, so they have been doing it at a high level for a long time. This is huge for us to come in here and get this win."

Kalif Phillips recorded his fourth 100-yard rushing game of the season and the 15th of his career with a season-high 183 yards on the ground. Robert Washington added 94 yards rushing.

Nick Cook led the 49ers with 10 total tackles, six of which were solo tackles and one sack. Terrance Winchester had two interceptions including one in the final two minutes to seal the victory.

The 49ers took an early 7-0 lead on a seven-yard TD run by Hasaan Klugh set up by a 72-yard run by Phillips, the second longest run in school history. Southern Miss took a 14-7 lead after a 78-yard touchdown pass from Nick Mullens to Chase Whitehead but Charlotte responded when Robert Washington ran up the middle for a 57-yard touchdown early in the 2nd quarter.

Charlotte's Chris Montgomery scored on a nine-yard run to cap a 99-yard drive and Daquan Lucas' INT return to the USM 18 set up the fourth TD when Klugh found T.L. Ford for 28-14 halftime lead.

A 22-yard Blake Brewer FG pushed the lead to 31-14 and Charlotte scored again when Juwan Foggie blocked a punt which Ed Rolle recovered in the end zone late in the third quarter. USM scored two TD's in the fourth, but their last effort was stopped by Winchester's pick at the four -yard line.

Game Honors:

49: Jarred Barr
Captains: Jamal Covington; Kyle Hoffman
 Nick Cook; Larry Ogunjobi

Flag Carriers: None



Scoring Summary (Final)
 2016 Charlotte Football
 Charlotte vs Southern Miss (Nov 05, 2016 at Hattiesburg, Miss.)



Charlotte (4-5,3-2) vs. Southern Miss (5-4,3-2)
 Date: Nov 05, 2016 • Site: Hattiesburg, Miss. • Stadium: M.M. Roberts
 Attendance: 28347

Score by Quarters	1	2	3	4	Total
Charlotte	7	21	10	0	38
Southern Miss	14	0	0	13	27

Qtr	Time	Scoring Play	V-H
1st	10:33	CHA - KLUGH, Hasaan 7 yd run (BREWER, Blake kick), 3-80 1:20	7 - 0
	05:45	USM - ROBERTSON, K 3 yd pass from MULLENS, Nick (SHAUNFIELD, P. kick), 3-35 1:15	7 - 7
	00:35	USM - WHITEHEAD, C. 78 yd pass from MULLENS, Nick (SHAUNFIELD, P. kick), 2-78 0:19	7 - 14
2nd	13:29	CHA - WASHINGTON, R. 58 yd run (BREWER, Blake kick), 6-75 2:06	14 - 14
	01:46	CHA - MONTGOMERY, C. 9 yd run (BREWER, Blake kick), 12-99 4:32	21 - 14
	00:35	CHA - FORD II, T.L. 18 yd pass from KLUGH, Hasaan (BREWER, Blake kick), 1-18 0:06	28 - 14
3rd	09:29	CHA - BREWER, Blake 22 yd field goal, 15-68 5:31	31 - 14
	03:18	CHA - ROLLE, Ed 0 yd blocked punt return (BREWER, Blake kick)	38 - 14
4th	14:11	USM - SMITH, Ito 8 yd run (ADAMSON, Parker pass failed), 11-90 4:07	38 - 20
	04:56	USM - ADAMSON, Parker 2 yd run (SHAUNFIELD, P. kick), 19-99 4:52	38 - 27

Kickoff time: 2:36 pm • End of Game: 5:57 • Total elapsed time: 3:21
 Officials: Referee: Jay Edwards; Umpire: Gregory Adams; Linesman: Max Causey;
 Line judge: Brad McGrath; Back judge: Nate Jones; Field judge: Chris Scott;
 Side judge: Adrian Carson; Center judge: Chris Snuggs;
 Temperature: 77 • Wind: 3 mph • Weather: Clear

GAME 10

Rice 22 at Charlotte 21

Nov. 12, 2016 - Charlotte, N.C.

Military Appreciation Day; 1st Flyover

Kalif Phillips' 7th straight game with 100+ from scrimmage

Terrance Winchester record 10th career INT; 1st Pick Six
 Nick Cook sets single-season record with 90 tackles



Charlotte (4-6; 3-3) raced out to a 21-0 lead, but Rice (2-8; 1-6) stormed back, scoring 22 unanswered points to steal a 22-21 Conference USA victory at Jerry Richardson Stadium, Saturday.

Charlotte had everything working early, as senior running back Kalif Phillips rushed for 64 yards and a score in the first quarter and the 49ers forced a pair of turnovers in the second, including a pick six by senior Terrance Winchester.

Throw in a four-yard TD pass from Hasaan Klugh to Workpeh Kofa and with 8:47 to play in the first half and the 49ers were leading 21-0.

Things began to turn late in the half, as Rice drove 66 yards for a 24-yard field goal and then 46 yards for their first score of the game to make it 21-10 with less than a minute remaining in the half.

On Rice's first possession of the second half, the 49ers forced the Owls to punt, but Charlotte fumbled the kick setting up a one-play 17-yard run by QB Tyler Stehling

A slew of defensive stops in the fourth quarter pushed the game into the final 8 minutes with the 49ers clinging to the five-point lead.

After a quick three-and-out for Charlotte, Rice drove 71 yards on 13 plays. The Owls kept the drive alive with a one-yard rush on 4th and one from the CHA 2 yard line to set up a one-yard run by Stehling that put Rice ahead, 22-21 with 2:53 left. Winchester broke up the two-point conversion to give the 49ers a chance to win it with a field goal in the closing minutes. Charlotte was unable to get a first down, however, to end the contest.

The 49ers had won their previous two games and three of four. Each of the last two losses have been by one point.

Phillips finished the game with 87 yards rushing and 29 receiving for his seventh straight game with 100+ yards from scrimmage.

With nine tackles, senior LB Nick Cook became the 49ers single-season leader with 90 tackles on the year.

Game Honors:

49: Chris Brown
Captains: Jamal Covington; Zach Bumgarner
 Nick Cook; Terrance Winchester

Flag Carriers: ROTC



Scoring Summary (Final)
 2016 Charlotte Football
 Rice vs Charlotte (Nov 12, 2016 at Charlotte, N.C.)



Rice (2-8,1-6) vs. Charlotte (4-6,3-3)
 Date: Nov 12, 2016 • Site: Charlotte, N.C. • Stadium: Richardson Stadium
 Attendance: 14306

Score by Quarters	1	2	3	4	Total
Rice	0	10	6	6	22
Charlotte	7	14	0	0	21

Qtr	Time	Scoring Play	V-H
1st	08:57	CHA - PHILLIPS, Kalif 14 yd run (BREWER, Blake kick), 8-71 2:54	0 - 7
2nd	13:19	CHA - KOFA, Workpeh 4 yd pass from KLUGH, Hasaan (BREWER, Blake kick), 13-75 5:59	0 - 14
	08:47	CHA - WINCHESTER, T. 41 yd interception return (BREWER, Blake kick)	0 - 21
	04:58	RICE - TOBOLA, Haden 24 yd field goal, 10-66 3:49	3 - 21
	00:52	RICE - ALAKA, Temi 3 yd pass from STEHLING, Tyler (TOBOLA, Haden kick), 12-46 3:03	10 - 21
3rd	04:26	RICE - STEHLING, Tyler 17 yd run (STEHLING, Tyler pass failed), 1-17 0:09	16 - 21
4th	02:53	RICE - STEHLING, Tyler 1 yd run (STEHLING, Tyler pass failed), 13-71 4:38	22 - 21

Kickoff time: 2:05pm • End of Game: 5:10 PM • Total elapsed time: 3:05
 Officials: Referee: Joe Pester; Umpire: Jason Yates; Linesman: Gary Calip;
 Line judge: Scott Held; Back judge: Michael Bailey; Field judge: David Sherwood;
 Side judge: Adrian Carson; Center judge: Jonathan Noli;
 Temperature: 57F • Wind: NE 11mph • Weather: Sunny & Clear



GRIT

OPPORTUNITY

LEADERSHIP

DETERMINATION

GAME 11

Middle Tennessee 38 at Charlotte 31

Nov. 19, 2016 - Charlotte, N.C.

Senior Day

Kalif Phillips surpasses 4,000 career rushing yards
Hasaan Klugh rushes for 3 TDs; Passes for Another
Austin Duke 12th career 100-yard receiving game (112)



Charlotte's second-half rally from 18 points down to tie Middle Tennessee (7-4; 4-3) with less than five minutes to play was thwarted by Ty Lee's 61-yard TD run in the final two minutes, giving the Blue Raiders a 38-31 victory over the 49ers on Senior Day.

Charlotte quarterback Hasaan Klugh scored three rushing touchdowns and hit Workpeh Kofa on an eight-yard corner route with 4:53 to play to bring Charlotte (4-7; 3-4) within two points. On the two-point conversion, slot receiver Austin Duke took an end around and threw to Klugh to tie the game, 31-31.

After punts on alternate possessions, Middle Tennessee scored the winning TD when Lee raced 61 yards with 1:12 to play.

The TD spoiled a great comeback effort by the 49ers, who trailed by 18, 31-13, with 4:12 to play in the third quarter. Blake Brewer's 38-yard field goal made it a 15-point game and the 49ers engineered a 12-play, 61-yard drive that ended on a 2-yard TD run by Klugh to make it an eight-point game, 31-23 with 8:18 to play.

After another 49ers drive ended at the 1-yard line, LB Daquan Lucas picked off a John Urzua pass at the MT 12-yard line and returned it to the eight, with 5:15 to play. On the next play, Klugh hit Kofa in the corner for the eight-yard TD and Charlotte tied the score on Duke's two-point conversion pass to Klugh.

In the first half, Urzua was 15-of-24 for 173 yards and three TDs and the Blue Raiders rushed for 99 yards to take a 24-6 lead.

Charlotte finished the game with 403 total yards while Middle Tennessee put up 471. The 49ers were 5-of-8 in red zone opportunities and 4 of 20 on third down. MT was 4-of-4 in the red zone and 4-of-15 on third down.

Klugh's three TDs tied the 49ers FBS record for TDs in a game. All three were rushing TD's to match the school record and set an FBS record for rushing TDs. Charlotte RB Kalif Phillips rushed for 67 yards to surpass 4,000 career rushing yards (4,008)

Duke led the 49ers receivers with 8 catches for 112 yards, his third 100-yard game of the year and the 12th of his career.

Game Honors:

49: Zach Bumgarner
Captains: Casey Perry; Kalif Phillips
Brandon Banks; Larry Ogunjobi



Scoring Summary (Final)
2016 Charlotte Football
Middle Tennessee vs Charlotte (Nov 19, 2016 at Charlotte, N.C.)



Middle Tennessee (7-4, 4-3) vs. Charlotte (4-7, 3-4)
Date: Nov 19, 2016 • Site: Charlotte, N.C. • Stadium: Jerry Richardson
Attendance: 13433

Score by Quarters	1	2	3	4	Total
Middle Tennessee	14	10	7	7	38
Charlotte	0	6	10	15	31

Qtr	Time	Scoring Play	V-H
1st	11:20	MT - LEE, Ty 5 yd pass from URZUA, John (ROOKER, Canon kick), 9-75 3:40	7 - 0
	06:32	MT - JAMES, Richie 7 yd pass from URZUA, John (ROOKER, Canon kick), 8-76 3:22	14 - 0
2nd	13:12	CHA - KLUGH, Hasaan 16 yd run (BREWER, Blake kick failed), 7-38 1:56	14 - 6
	08:39	MT - SMITH, Patrick 6 yd pass from URZUA, John (ROOKER, Canon kick), 7-80 2:25	21 - 6
	00:18	MT - ROOKER, Canon 41 yd field goal, 5-44 0:36	24 - 6
3rd	11:15	CHA - KLUGH, Hasaan 4 yd run (BREWER, Blake kick), 11-55 3:45	24 - 13
	04:12	MT - SMITH, Patrick 14 yd pass from URZUA, John (ROOKER, Canon kick), 7-78 2:48	31 - 13
	00:19	CHA - BREWER, Blake 38 yd field goal, 9-54 3:53	31 - 16
4th	08:18	CHA - KLUGH, Hasaan 2 yd run (BREWER, Blake kick), 12-61 3:51	31 - 23
	04:53	CHA - KOFA, Workpeh 8 yd pass from KLUGH, Hasaan (KLUGH, Hasaan pass from DUKE, Austin), 1-8 0:06	31 - 31
	01:12	MT - LEE, Ty 61 yd run (ROOKER, Canon kick), 4-77 1:02	38 - 31

Kickoff time: 2:04 PM • End of Game: 5:40 PM • Total elapsed time: 3:36
Officials: Referee: Jay Edwards; Umpire: Gregory Adams; Linesman: Max Causey;
Line Judge: Brad McGrath; Back Judge: Nate Jones; Field Judge: Chris Scott;
Side Judge: Adrian Carson; Center Judge: Joe Lehring;
Temperature: 71 F • Wind: 12 MPH W • Weather: Scattered Clouds

GAME 12

at UTSA 33 Charlotte 14

Nov. 26, 2016 - San Antonio, Texas

Final game for 19 "First Class" members

Larry Ogunjobi makes 46th and final start
Austin Duke 13th career 100-yard receiving game (115)



In its final game of the 2016 season, the Charlotte football team dropped a 33-14 decision to the UTSA Roadrunners at the Alamodome. The game marked the final appearance of Charlotte's 27 seniors, including the 19 young men that made up the "First Class", the first-ever recruiting class in program history just five years ago.

"I want to just thank them for taking a risk and coming to Charlotte to start this program," noted Head Coach Brad Lambert. "They laid a great foundation for us and it has a chance to propel us forward as we move into the coming years."

UTSA (6-6, 5-3 C-USA) needed just three plays to open the scoring when Dalton Sturm connected with Kerry Thomas, Jr. on a 73-yard touchdown pass. Charlotte (4-8, 3-5) responded immediately with three plays of their own as Hasaan Klugh hit Austin Duke over the middle for a 76-yard touchdown pass to even the contest at 7-7. The three-play drive took just 38 seconds, capped off by the Klugh's longest TD pass of his career tying Duke's top mark of the season.

The Roadrunners took a 10-7 lead after a 15-play drive continued with a bit of controversy. The 49ers appeared to have stopped UTSA after an incomplete pass on third and nine to setup a fourth down punt, but officials were called to review the second down pass completion after the third down play went incomplete.

UTSA took a 17-7 lead into the half after a 13-yard TD pass from Sturm to Brady Jones. Leading 20-7, as the fourth quarter began, UTSA punter Yanniss Routsas fumbled the snap at his own one-yard line and 49ers' Juwan Foggie recovered the loose ball cutting the deficit to 20-14. It was the 49ers' 11th takeaway in 12 games this season. Two UTSA TD's in the final nine minutes kept Charlotte from getting any closer.

Larry Ogunjobi, who made his 46th career start -- every game in his storied career, was credited for a tackle for loss which gave him 49 for his career. Freshman Ben DeLuca capped his excellent rookie campaign by leading the defense with 10 tackles while Duke led the offense with 115 receiving yards - his 4th 100-yard receiving game of the year

Game Honors:

#49: Wolfgang Zacherl
Captains: Austin Duke, Workpeh Kofa
Daquan Lucas, Nick Cook



Scoring Summary (Final)
2016 Charlotte Football
Charlotte vs UTSA (Nov 26, 2016 at San Antonio, Texas)



Charlotte (4-8, 3-5) vs. UTSA (6-6, 5-3)
Date: Nov 26, 2016 • Site: San Antonio, Texas • Stadium: Alamodome
Attendance: 23807

Score by Quarters	1	2	3	4	Total
Charlotte	7	0	0	7	14
UTSA	10	7	3	13	33

Qtr	Time	Scoring Play	V-H
1st	13:36	UTSA - Thomas Jr. 73 yd pass from Sturm (Falcon kick), 3-90 1:24	0 - 7
	12:58	CHA - DUKE, Austin 76 yd pass from KLUGH, Hasaan (BREWER, Blake kick), 3-75 0:38	7 - 7
	03:20	UTSA - Falcon 21 yd field goal, 15-74 7:45	7 - 10
2nd	03:08	UTSA - Jones, B 13 yd pass from Sturm (Falcon kick), 11-61 5:36	7 - 17
	04:41	UTSA - Falcon 26 yd field goal, 8-46 3:14	7 - 20
4th	14:54	CHA - FOGGIE, Juwan 3 yd fumble recovery (BREWER, Blake kick)	14 - 20
	08:19	UTSA - McNair 20 yd pass from Johnson (Johnson pass failed), 7-76 3:09	14 - 26
	04:29	UTSA - Rhodes 2 yd run (Falcon kick), 6-77 2:16	14 - 33

Kickoff time: 6:06 pm • End of Game: 9:35 pm • Total elapsed time: 3:29
Officials: Referee: Steve LaMantia; Umpire: Jason Yates; Linesman: Lea Bailey;
Line Judge: Joe Stahmer; Back Judge: Tom Healey; Field Judge: Ed Kierce;
Side Judge: Scott Gasaway; Center Judge: Eric Steen;
Temperature: 72 • Wind: n/a • Weather: indoors



GRIT

OPPORTUNITY

LEADERSHIP

DETERMINATION



2016 C-USA FOOTBALL NOTEBOOK

#ALLDAYCUSA

EAST: Charlotte • FIU • Florida Atlantic • Marshall • Middle Tennessee • Old Dominion • WKU
WEST: Louisiana Tech • North Texas • Rice • Southern Miss • UTEP • UTSA

CONTACT: Russell Anderson (rdanderson@c-usa.org) | Tim McNamara (tmcnamara@c-usa.org)

FINAL 2016 SEASON EDITION NOTEBOOK

5201 N. O'Connor Blvd., Suite 300 • Irving, TX 75039 • P: (214) 774-1300 • www.ConferenceUSA.com

ConferenceUSA

@CUSAFB, @Conference_USA

EAST DIVISION

	W-L	Pct.	H	A	Div.	Pts	Opp
*WKU	7-1	.875	4-0	3-1	5-0	407	173
OLD DOMINION	7-1	.875	4-0	3-1	4-1	313	217
MIDDLE TENNESSEE	5-3	.625	2-2	3-1	3-2	310	300
FIU	4-4	.500	2-2	2-2	3-3	234	269
CHARLOTTE	3-5	.375	0-4	3-1	2-3	202	246
FLORIDA ATLANTIC	2-6	.250	1-3	1-3	0-5	235	315
MARSHALL	2-6	.250	2-2	0-4	2-4	162	256

SEASON STANDINGS

	W-L	Pct.	H	A	Pts	Opp
	11-3	.786	6-1	5-2	637	344
	10-3	.769	6-0	4-3	456	354
	8-5	.615	3-2	5-3	516	465
	4-8	.333	2-5	2-3	288	418
	4-8	.333	1-5	3-3	302	415
	3-9	.250	2-4	1-5	317	477
	3-9	.250	3-4	0-5	317	423

WEST DIVISION

	W-L	Pct.	H	A	Div.	Pts	Opp
LOUISIANA TECH	6-2	.750	4-0	2-2	4-1	354	235
UTSA	5-3	.625	3-1	2-2	3-2	281	249
SOUTHERN MISS	4-4	.500	3-1	1-3	3-2	258	246
NORTH TEXAS	3-5	.375	2-2	1-3	2-3	194	282
RICE	2-6	.250	1-3	1-3	1-4	197	294
UTEP	2-6	.250	1-3	1-3	2-3	215	280

	W-L	Pct.	H	A	Pts	Opp
	9-5	.643	5-0	4-5	620	470
	6-7	.462	4-2	2-5	379	363
	7-6	.538	4-2	3-4	427	384
	5-8	.385	3-3	2-5	322	424
	3-9	.250	2-4	1-5	279	436
	4-8	.333	3-4	1-4	316	419

*C-USA CHAMPION

BOWL SCHEDULE

GILDAN NEW MEXICO BOWL (Albuquerque, NM)
 Saturday, December 17
 New Mexico 23, UTSA 20

R+L CARRIERS NEW ORLEANS BOWL
 (New Orleans, La.)
 Saturday, December 17
 Southern Miss 28, Louisiana-Lafayette 21

BOCA RATON BOWL (Boca Raton, Fla.)
 Tuesday, December 20
 WKU 51, Memphis 31

POPEYES BAHAMAS BOWL (Nassau, Bahamas)
 Friday, December 23
 Old Dominion 24, Eastern Michigan 20

LOCKHEED MARTIN ARMED FORCES BOWL
 (Fort Worth, Texas)
 Friday, December 23
 Louisiana Tech 48, Navy 45

HAWAII BOWL (Honolulu, Hawaii)
 Saturday, December 24
 Hawaii 52, Middle Tennessee 35

HEART OF DALLAS BOWL (Dallas, Texas)
 Tuesday, December 27
 Army 38, North Texas 31 (ot)

C-USA CHAMPIONSHIP

SATURDAY, DECEMBER 3
 Dynacraft Conference USA
 Championship Game
 at WKU 58, Louisiana Tech 44

MVP: Anthony Wales, RB, WKU



C-USA AWARDS

COACH OF THE YEAR
 Skip Holtz - LA Tech

MOST VALUABLE PLAYER
 Ryan Higgins - QB - LA Tech

OFFENSIVE PLAYER OF THE YEAR
 Carlos Henderson - WR - LA Tech

DEFENSIVE PLAYER OF THE YEAR
 Trey Hendrickson - DE - FAU

SPECIAL TEAMS PLAYER OF THE YEAR
 Carlos Henderson - KR - LA Tech

NEWCOMER OF THE YEAR
 Mike White - QB - WKU

FRESHMAN OF THE YEAR
 Josiah Tauaefa - LB - UTSA





2017 CHARLOTTE 49ERS FOOTBALL

THE OPPONENTS





GRIT

OPPORTUNITY

LEADERSHIP

DETERMINATION



CONFERENCE USA

Formed: April 24, 1995

(Charter members: Charlotte, Cincinnati, DePaul, Houston, Louisville, Marquette, Memphis, Saint Louis, Southern Miss, Tulane, UAB, USF)

Commissioner:

Judy McLeod

Location:

Irving, Texas

C-USA Sponsored Sports:

- Baseball*
 - Men's basketball*
 - Women's basketball*
 - Men's cross country*
 - Women's cross country*
 - Football*
 - Men's golf*
 - Women's golf*
 - Men's indoor track and field*
 - Women's indoor track and field*
 - Men's soccer*
 - Women's soccer*
 - Softball*
 - Women's swimming and diving
 - Men's tennis*
 - Women's tennis*
 - Men's outdoor track and field*
 - Women's outdoor track and field*
 - Volleyball*
- * - Charlotte 49ers sponsored sports

ADDITIONAL INFORMATION

2017 FOOTBALL DIVISIONS

C-USA East: Charlotte, Florida Atlantic, FIU, Marshall, Middle Tennessee, Old Dominion, and WKU

C-USA West: Louisiana Tech, North Texas, Rice, Southern Miss, UAB, UTEP, and UTSA.

BOWL TIE-INS:

- Bahamas Bowl, Dec. 22
- Boca Raton Bowl, Dec. 19
- Gildan New Mexico Bowl, Dec. 16
- R&L Carriers New Orleans Bowl, Dec. 16
- St. Petersburg Bowl, Dec. 21
- Zaxby's Heart of Dallas Bowl, Dec. 26
- Independence Bowl (Secondary), Dec. 27
- Lockheed Martin Armed Forces Bowl (Secondary), Dec. 23

C-USA CHAMPIONSHIP GAME:

Saturday, Dec. 2



Charlotte 49ers
Charlotte, N.C.



Old Dominion Monarchs
Norfolk, Va.



Florida Atlantic Owls
Boca Raton, Fla.



Rice Owls
Houston, Texas



FIU Panthers
Miami, Fla.



Southern Miss Golden Eagles
Hattiesburg, Miss.




Louisiana Tech Bulldogs/Lady Techsters
Ruston, La.



UAB Blazers
Birmingham, Ala.



Marshall Thundering Herd
Huntington, W.Va.



UTEP Miners
El Paso, Texas



Middle Tennessee Blue Raiders
Murfreesboro, Tenn.



UTSA Roadrunners
San Antonio, Texas



North Texas Mean Green
Denton, Texas



WKU Hilltoppers
Bowling Green, Ky.





CONFERENCE USA

Conference USA begins its 23rd year in 2017-18 as it continues to compete and promote the success of its student-athletes. The league has adapted to the ever-changing landscape of collegiate athletics over its first two-plus decades, but the commitment to excellence, integrity, leadership and its student athletes in competition, academics and community is unwavering.

Conference USA enjoys a far-reaching fan base with its 14 members: Charlotte, FIU, Florida Atlantic, Louisiana Tech, Marshall, Middle Tennessee, North Texas, Old Dominion, Rice, Southern Miss, UAB, UTEP, UTSA and WKU.

C-USA membership include institutions within eight of the Top 40 media markets and four in the Top 25 according to Nielsen. C-USA home markets this year will include more than 13 million TV households, a 30 percent increase from four years ago.

Debuting in 1995, Conference USA teams have combined for 100 bowl appearances in football, 106 NCAA Tournament appearances in basketball, including three Final Fours, 69 NCAA baseball appearances including six College World Series berths, 89 NCAA soccer tournament appearances including four trips to the College Cup, and 39 individual national champions in track and field and cross country.

Success is not limited to athletic achievement, however, as 220 Conference USA student-athletes have garnered Academic All-America honors, 749 have achieved academic all-district laurels and thousands of student-athletes have earned a college degree.

The league promotes the scholar-athlete ideal, honoring outstanding academic achievement with numerous conference-sponsored awards, including the Commissioner's Honor Roll and the Commissioner's Academic Medal as well as sport-specific All-Academic teams.

C-USA annually awards postgraduate scholarships, along with the Sport Academic Awards, Scholar-Athletes of the Year and the Institutional Academic Excellence Award. Additionally, Conference USA presents a Spirit of Service Award three times each year, recognizing student-athletes who excel on the field, in the classroom and give back to the community through significant service efforts and participation.

C-USA ON TV

C-USA enjoys significant television exposure through partnerships with ESPN, CBS Sports Network, Stadium and beIN SPORTS. The multi-tiered selection process that is rooted in partnering with all four networks provides extensive national exposure for football, men's and women's basketball, and all other conference sports.

A PROUD HISTORY

Conference USA was formed in 1995 and quickly emerged as one of the nation's top conferences. The conference unveiled its name, logo and commissioner April 24, 1995, in Chicago. The league's charter members were Charlotte, Cincinnati, DePaul, Houston, Louisville, Marquette, Memphis, Saint Louis, Southern Miss, Tulane, UAB and USF. Eleven of the institutions began athletic participation in 1995, while Houston joined competition in the fall of 1996. Britton Banowsky was named Commissioner in October 2002, succeeding Mike Slive, the league's first Commissioner. In October 2015, Judy MacLeod became the league's third Commissioner.

C-USA SUCCESS

Conference USA performers have achieved great success in competition, placing the league among the top conferences in the nation.

Football

- *100 teams have earned bowl bids
- *Eligible for the College Football Playoff
- *Conference USA has nine bowl affiliations through the 2019 season, securing a minimum of five berths annually.

Men's Basketball

- *126 postseason teams (54 NCAA, 48 NIT, 12 CBI, 10 CIT, 2 LV16)
- *One National Championship title game appearance
- *Three Final Four teams
- *Seven Elite Eight NCAA Tournament teams
- *One NIT Champion and five NIT semifinalists
- *Inaugural CBI Champion
- *One CIT Champion
- *Inaugural Las Vegas 16 Champion

Women's Basketball

- *52 NCAA Tournament appearances
- *59 WNIT appearances
- *One Sweet 16 NCAA Tournament team
- *Three WNIT semifinalists
- *Two WBI Champions

Baseball

- *69 NCAA appearances
- *Six College World Series appearances (2009, 2008, 2007, 2006, 2005 and 2001)
- *14 Super Regional appearances
- *Has produced at least four NCAA teams in 10 of the past 16 seasons

In addition to the numerous NCAA Tournament berths, C-USA has sent four men's soccer teams to the NCAA College Cup, three softball teams to the Women's College World Series and three volleyball teams to the NCAA Sweet 16. The league has also had 39 national champions in NCAA track and field competition, one national champion in diving, and numerous NCAA individual and team competitors in cross country, golf, swimming, tennis, and track and field. Overall, Conference USA teams and individuals have made more than 2,000 NCAA appearances.



CONFERENCE USA BOWL TIES



Bahamas Bowl

Date: Dec. 22 (Nassau, Bahamas)
Opponent: MAC selection
Time: 11:30 am CT



Boca Raton Bowl

Date: Dec. 19 (Boca Raton, Fla.)
Opponent: American selection
Time: 6 pm CT



Gildan New Mexico Bowl

Date: Dec. 16 (Albuquerque, N.M.)
Opponent: Mountain West
Time: 3:30 pm CT



R+L Carriers New Orleans Bowl

Date: Dec. 16 (New Orleans, La.)
Opponent: Sun Belt selection
Time: 12 pm CT



St. Petersburg Bowl

Date: Dec. 21 (St. Petersburg, Fla.)
Opponent: American selection
Time: 7 pm CT



Zaxby's Heart of Dallas Bowl

Date: Dec. 26 (Dallas, Texas)
Opponent: Big 12 selection
Time: 12:30 pm CT



Independence Bowl (secondary)

Date: Dec. 27 (Shreveport, La.)
Opponent: ACC or SEC selection
Time: 12:30 pm CT

C-USA BOWL INFO

Conference USA has secured guaranteed commitments with six bowl partners for the 2017 season, as well as one secondary agreement: Bahamas, Boca Raton, Gildan New Mexico, R+L Carriers New Orleans, St. Petersburg and Zaxby's Heart of Dallas Bowls are primary agreements. The Independence Bowl in Shreveport, La., is a secondary agreement, should the ACC or SEC not be able to provide a bowl-eligible team. There is no set selection order among C-USA's bowl partners.

As a member of the College Football Playoff, Conference USA will be a part of one of the CFP bowls if it produces the highest rated champion from among the American Athletic, C-USA, Mid-American, Mountain West and Sun Belt Conferences.

C-USA BOWL OVERVIEW 2017-2019

Conference USA will have nine bowl affiliations through the 2019 season, securing a minimum of five berths annually and offering fans a number of great destinations across America and beyond.

Conference USA has agreements with two bowls in the state of Florida: the Boca Raton Bowl and the St. Petersburg Bowl, along with an agreement with the Bahamas Bowl near the coast of the Sunshine State. C-USA maintains longtime relationships with the Zaxby's Heart of Dallas Bowl and the R+L Carriers New Orleans Bowl in the central region as well as the Gildan New Mexico Bowl in the southwest and the Hawaii Bowl in the far West.

Conference USA has secondary agreements with two bowls also located right within the league's footprint, giving teams the opportunities to participate in the Lockheed Martin Armed Forces Bowl in Fort Worth, Texas and the Independence Bowl in Shreveport, La.

In these bowls, Conference USA will have the opportunity to face opponents from the American Athletic, Big 12, Big Ten, Mid-American, Mountain West and Sun Belt Conferences.



GRIT

OPPORTUNITY

LEADERSHIP

DETERMINATION

Game 1 @ Eastern Michigan

*Fri.; Sept. 1 - 6:30 p.m.
Rynearson Stadium (30,200)
TV: ESPN3
Radio: Charlotte IMG Radio*

Game 2 @ Kansas State

*Sat.; Sept. 9 - 12:00 pm
Bill Snyder Family Stadium (50,000)
TV: FSN
Radio: Charlotte IMG Network*

General Info

Location: Ypsilanti, Mich.
Enrollment: 23,341
Nickname: Eagles
Colors: Green & White
Conference: Mid-American
Stadium: Rynearson Stadium (30,200)
President: Dr. James M. Smith
Athletic Director: Heather Lyke
Website: www.EMUEagles.com



General Info

Location: Manhattan, Kans.
Enrollment: 23,779
Nickname: Wildcats
Colors: Purple & White
Conference: Big 12
Stadium: Bill Snyder Family Stadium (50,000)
President: Richard B. Myers
Athletics Director: Gene Taylor
Website: www.kstatesports.com



Team Info

Head Coach: Chris Creighton (Kenyon, '91)
Record at School (Yrs.): 10-27 (3)
Overall Record (Yrs.): 149-73 (20)
Offensive Coordinator: Aaron Keen
Defensive Coordinator: Neal Neathery
2016 Record: 7-6 (MAC: 4-4)
Popeye's Bahama Bowl: L, 20-24 vs. Old Dominion
Off. Starters R/L: 8/3
Def. Starters R/L: 8/3
Letterwinners R/L: 53/13

Media Relations

FB Contact: Greg Steiner
Office Phone: (734) 487-0317
Cell Phone (734) 845-1132
Email: greg.steiner@emich.edu

2017 Schedule

September	1	Charlotte
	9	at Rutgers
	23	Ohio*
	30	at Kentucky
October	7	at Toledo*
	14	Army
	21	Western Michigan*
	26	at Northern Illinois*
November	2	Ball State*
	8	at Central Michigan*
	15	at Miami*
	21	Bowling Green*
December	2	MAC Championship (Detroit, Mich.)

Notes: One of six bowl teams on 2017 slate ... Eagles lost in the Popeyes Bahamas Bowl, 24-20, to C-USA's Old Dominion ... EMU improved from a one-win season in 2015 to a bowl bid in 2016 ... the Eagles defeated Charlotte, 37-19, last year.

Team Info

Head Coach: Bill Snyder (William Jewell, '63)
Record at School (Yrs.): 202-105-1 (25)
Overall Record (Yrs.): 202-105-1 (25)
Associate Head Coach: Sean Snyder
Offensive Coordinator: Dana Dimel
Defensive Coordinator: Tom Hayes
2016 Record: 9-4 (B12: 6-3)
Texas Bowl: W, 33-28 vs. Texas A&M
Off. Starters R/L: 8/3
Def. Starters R/L: 6/5
Letterwinners R/L: 44/23

Media Relations

FB Contact: Kenny Lannou
Office Phone: (785) 532-7977
Cell Phone: (785) 587-7867
Email: klannou@kstatesports.com

2017 Schedule

September	2	Central Arkansas
	9	Charlotte
	16	at Vanderbilt
	30	Baylor*
October	7	at Texas*
	14	TCU*
	21	Oklahoma*
	28	at Kansas*
November	4	at Texas Tech*
	11	West Virginia*
	18	at Oklahoma State*
	25	Iowa State*
December	1/2	Big 12 Championship (Arlington, TX)

Notes: Brad Lambert was a 2nd-team all-Big Eight player at Kansas State during his four-year career (1984-87) ... 49ers DC Matt Wallerstedt was a 1987 HM all-America at Kansas State ... 49ers 3rd game against a Power 5 foe (Kentucky, 2014; Louisville, 2015).



GRIT

OPPORTUNITY

LEADERSHIP

DETERMINATION

Game 3 N.C. A&T

Sat.; Sept. 16 - 6:00 pm
 McColl-Richardson Field
 Jerry Richardson Stadium (15,314)
 TV: WCCB Radio: Charlotte IMG Radio

Game 4 GEORGIA STATE

Sat.; Sept. 23 - 6:00 pm
 McColl-Richardson Field
 Jerry Richardson Stadium (15,314)
 TV: WCCB Radio: Charlotte IMG Radio

General Info

Location: Greensboro, N.C.
 Enrollment: 11,338
 Nickname: Aggies
 Colors: Blue & Gold
 Conference: Mid-Eastern Athletic
 Stadium: Aggie Stadium (21,500)
 Chancellor: Dr. Harold L. Martin
 Athletic Director: Earl M. Milton III
 Website: www.ncataggies.com



General Info

Location: Atlanta, Ga.
 Enrollment: 50,000
 Nickname: Panthers
 Colors: Blue & White
 Conference: Sun Belt
 Stadium: Georgia State Stadium (25,000)
 President: Mark P. Becker
 Athletic Director: Charlie Cobb
 Website: www.GeorgiaStateSports.com



Team Info

Head Coach: Rod Broadway (North Carolina, 1977)
 Record at School (Yrs.): 47-22 (7)
 Overall Record (Yrs.): 115-45 (15)
 Offensive Coordinator: Larry "Chip" Hester
 Defensive Coordinator: Sam Washington
 2016 Record: 9-3 (MEAC: 7-01/2nd)
 Off. Starters R/L: 8/3
 Def. Starters R/L: 9/2
 Letterwinners R/L: 58-24

Team Info

Head Coach: Shawn Elliott (Appalachian State, '96)
 Record at School (Yrs.): 0-0 (0)
 Overall Record (Yrs.): 1-5 (1)
 Offensive Coordinator: Travis Trickett
 Defensive Coordinator: Nate Fuqua
 2016 Record: 3-9 (SBC: 2-6)
 Off. Starters R/L: 9/3
 Def. Starters R/L: 7/4
 Letterwinners R/L: 51/21

Media Relations

FB Contact: Brian Holloway
 Office Phone: (336) 285-3608
 Email: bmhollow@ncat.edu

Media Relations

FB Contact: Allison George
 Office Phone: (404) 413-4032
 Cell Phone: (678) 595-7728
 Email: ageorge@gsu.edu

2017 Schedule

September	2	at Gardner-Webb
	9	Mars Hill
	16	at Charlotte
	23	at Morgan State*
	30	at S.C. State*
October	7	Delaware State*
	14	at Florida A&M*
	21	Bethune-Cookman*
November	4	at Norfolk State*
	11	Savannah State*
	18	N.C. Central*

2017 Schedule

August	31	Tennessee State
September	16	at Penn State
	23	at Charlotte
	30	Memphis
October	7	at Coastal Carolina*
	14	at UL Monroe*
	21	Troy*
	26	South Alabama*
November	4	at Georgia Southern*
	11	at Texas State*
	25	Appalachian State*
December	2	Idaho*

Notes: QB Hasaan Klugh is a transfer from NC A&T, where he played seven games as a true frosh in 2014, earning one MEAC Rookie of the Week Award ... the Aggies advanced to the FCS Play-offs in 2016 ... Charlotte is 1-1 vs. MEAC opponents.

NOTES: Shawn Elliott is in his first year as head coach of the Panthers after serving as co-offensive coordinator at South Carolina ... the 49ers' 23-20 victory in the Georgia Dome in 2015 season-opener was the 49ers first game and first win against an FBS foe.



GRIT

OPPORTUNITY

LEADERSHIP

DETERMINATION

Game 5 @ FIU

Sat.; Sept. 30 - 7:00 pm
Miami, Fla.
FIU Stadium (20,000)
Radio: Charlotte IMG Radio

Game 6 MARSHALL

Sat.; Oct. 7 - 6:00 pm
McColl-Richardson Field
Jerry Richardson Stadium (15,314)
TV: WCCB Radio: Charlotte IMG Radio

General Info

Location: Miami, Fla.
Enrollment: 54,000
Nickname: Panthers
Colors: Blue and Gold
Conference: Conference USA
Stadium: Riccardo Silva Stadium (20,000)
President: Dr. Mark B. Rosenberg
Athletic Director: Pete Garcia
Website: www.FIUSports.com



Team Info

Head Coach: Butch Davis (Arkansas, '74)
Record at School (Yrs.): 0-0 (0)
Overall Record (Yrs.): 79-43 (10)
Assistant Head Coach Allen Mogridge
Offensive Coordinator: Rich Skorsky
Defensive Coordinator: Brent Guy
2016 Record: 4-8 (C-USA: 4-4)
Off. Starters R/L: 6/5
Def. Starters R/L: 9/2
Letterwinners R/L: 57/17

Media Relations

FB Contact: Paul Dodson
Office Phone: (305) 348-3164
Cell Phone: (813) 545-2127
Email: pdodson@fiu.edu

2017 Schedule

August	31	at UCF
September	9	Alcorn State
	16	at Indiana
	23	at Rice*
	30	Charlotte*
October	7	at Middle Tennessee*
	14	Tulane
	28	at Marshall*
November	4	UTSA*
	11	Old Dominion*
	18	at Florida Atlantic*
	24	WKU*
December	2	C-USA Championship

Notes: 49ers are 0-2 vs. FIU, including a 27-26 home loss, last year ... FIU won the first meeting, in Miami, 48-31, in 2015 ... 49ers C-USA opener ... Charlotte was 3-3 in road games last year (3-1 in C-USA roadies ... Butch Davis is in first year as head coach.

General Info

Location: Huntington, W.Va.
Enrollment: 14,000
Nickname: Thundering Herd
Colors: Green and White
Conference: Conference USA
Stadium: Joan C. Edwards Stadium (38,227)
President: Dr. Jerome Gilbert
Athletic Director: Mike Hamrick
Website: www.HerdZone.com



Team Info

Head Coach: Doc Holliday (West Virginia, '79)
Record at School (Yrs.): 53-37 (7)
Overall Record (Yrs.): 53-37 (7)
Offensive Coordinator: Bill Legg
Defensive Coordinator: Chuck Heater
2016 Record: 3-9 (C-USA: 2-6)
Off. Starters R/L: 7/4
Def. Starters R/L: 4/7
Letterwinners R/L: 52/20

Media Relations

FB Contact: Jason Corriher
Office Phone: (304) 696-4660
Cell Phone: (740) 331-1497
Email: corriher@marshall.edu

2017 Schedule

September	2	Miami (OH)
	9	at NC State
	16	Kent State
	30	at Cincinnati
October	7	at Charlotte*
	14	Old Dominion*
	20	at Middle Tennessee*
	28	FIU*
November	3	at Florida Atlantic*
	11	WKU*
	18	at UTSA*
	25	Southern Miss*
December	2	C-USA Championship

Notes: Series: 1-1 (Charlotte, W, 27-24, 2016; Marshall, W, 34-10, 2015 ... road team won both ... first C-USA home game of 2017 ... ties: Brad Lambert (coach, 1990-95), Phil Ratliff (two-time A-A) & Jim Durning, both on 1992 Herd National Championship team.



GRIT

OPPORTUNITY

LEADERSHIP

DETERMINATION

Game 7 @ WKU

Sat.; Oct. 14 - 4:30 pm
Bowling Green, Ky.
Houchens Industries/L. T. Smith Stadium (22,113)
Radio: Charlotte IMG Radio

Game 8 UAB

Sat.; Oct. 21 - 6:30 pm
McColl-Richardson Field
Jerry Richardson Stadium (15,314)
TV: beIN Radio: Charlotte IMG Radio

General Info

Location: Bowling Green, Ky.
Enrollment: 20,178
Nickname: Hilltoppers
Colors: Red & White
Conference: Conference USA
Stadium: Houchens Industries/L.T. Smith Stadium (22,113)
President: Dr. Gary Ransdell
Athletic Director: Todd Stewart
Website: www.WKUsports.com



General Info

Location: Birmingham, Ala.
Enrollment: 19,535
Nickname: Blazers
Colors: Green & Gold
Conference: Conference USA
Stadium: Legion Field (72,000)
President: Dr. Ray L. Watts
Athletic Director: Mark Ingram
Website: www.uabsports.com



Team Info

Head Coach:Mike Sanford (Boise State, '05)
Record at School (Yrs.): 0-0 (0)
Overall Record (Yrs.): 0-0 (0)
Offensive Coordinator: Junior Adams
Defensive Coordinator:..... Clayton White
2016 Record: 11-3 (C-USA: 7-1)
Boca Raton Bowl: W, 51-31 vs. Memphis
Off. Starters R/L: 4/7
Def. Starters R/L: 6/5
Letterwinners R/L: 52/23

Team Info

Head Coach: Bill Clark (Jacksonville State, '90)
Record at School (Yrs.): 6-6 (1)
Overall Record (Yrs.): 17-10 (2)
Offensive Coordinator: Les Koenning
Defensive Coordinator:..... David Reeves
2016 Record: DNP
Off. Starters R/L: N/A
Def. Starters R/L: N/A
Letterwinners R/L: N/A

Media Relations

FB Contact: Kyle Neaves
Office Phone: (270) 745-3756
Cell Phone: (228) 424-6921
Email: kyle.neaves@wku.edu

Media Relations

FB Contact: Ted Feeley
Office Phone: (205) 934-0722
Cell Phone: (205) 704-4147
Email: tfeeley@uab.edu

2017 Schedule

September	2	Eastern Kentucky
	9	at Illinois
	16	Louisiana Tech*
	23	Ball State
October	7	at UTEP*
	14	Charlotte* (HC)
	20	at Old Dominion*
	28	Florida Atlantic*
November	4	at Vanderbilt
	11	at Marshall*
	17	Middle Tennessee*
	24	at FIU*
December	2	C-USA Championship

2017 Schedule

September	2	Alabama A&M
	9	at Ball State
	16	Coastal Carolina
	23	at North Texas*
October	7	Louisiana Tech* (HC)
	14	Middle Tennessee*
	21	at Charlotte*
	28	at Southern Miss*
November	4	Rice*
	11	at UTSA*
	18	at Florida
	25	UTEP*
December	2	C-USA Championship

Notes: First meeting with WKU ... WKU is defending C-USA Champion ... Hilltoppers also defeated Memphis, 53-31 in the Boca Raton Bowl ... one of six bowl teams on the 2017 slate ... Mike Sanford (OC at Notre Dame), in his first season as head coach at WKU.

Notes: UAB returns to C-USA after a two-year hiatus in which they did not field a team ... Bill Clark, who was the Blazers coach in 2014 (C-USA Coach of the Year) returns as head coach ... UAB and Charlotte have never met on the football field.



GRIT

OPPORTUNITY

LEADERSHIP

DETERMINATION

Game 9 @ Old Dominion

Sat.; Nov. 4 - 3:30 pm

Norfolk, Va.

Ballard Stadium (20,118)

TV: ESPN3 Radio: Charlotte IMG Radio

Game 10 MIDDLE TENNESSEE

Sat.; Nov. 11 - 2:00 pm

McColl-Richardson Field

Jerry Richardson Stadium (15,341)

TV: ESPN3 Radio: Charlotte IMG Radio

General Info

Location: Norfolk, Va.
 Enrollment: 24,683
 Nickname: Monarchs
 Colors: Slate Blue & Silver
 Conference: Conference USA
 Stadium: Foreman Field at S.B. Ballard Stadium (20,118)
 President: John R. Broderick
 Athletic Director: Dr. Camden Wood Selig
 Website: www.ODUSports.com



General Info

Location: Murfreesboro, Tenn.
 Enrollment: 22,050
 Nickname: Blue Raiders
 Colors: Royal Blue & White
 Conference: Conference USA
 Stadium: Johnny "Red" Floyd Stadium (30,788)
 President: Dr. Sidney McPhee
 Athletic Director: Chris Massaro
 Website: www.GoBlueRaiders.com



Team Info

Head Coach:Bobby Wilder (Maine, '87)
 Record at School (Yrs.): 67-30 (8)
 Overall Record (Yrs.): 67-30 (8)
 Assoc. Head Coach/Off. Play Caller..... Brian Scott
 Offensive Coordinator: Ron Whitcomb
 Defensive Coordinator:..... Rich Nagy
 2016 Record: 10-3 (C-USA: 7-1)
 Popeyes Bahamas Bowl: W, 24-20 vs. Eastern Michigan
 Off. Starters R/L 8/3
 Def. Starters R/L:..... 6/5
 Letterwinners R/L: 46/15

Team Info

Head Coach:Rick Stockstill (Florida State, '82)
 Record at School (Yrs.): 72-66 (11)
 Overall Record (Yrs.): 72-66 (11)
 Offensive Coordinator:Tony Franklin
 Defensive Coordinator:.....Scott Shafer
 2016 Record: 8-5 (C-USA: 5-3)
 Hawai'i Bowl: L, 35-52 vs. Hawai'i
 Off. Starters R/L: 6/5
 Def. Starters R/L: 5/6
 Letterwinners R/L: 40/20

Media Relations

FB Contact: Eric Bohannon
 Office Phone: (757) 683-3374
 Cell Phone: (757) 375-0244
 Email:ebohanno@odu.edu

Media Relations

FB Contact: Mark Owens
 Office Phone: (615) 898-2450
 Cell Phone: (615) 631-9520
 Email:owens@goblueraiders.com

2017 Schedule

September	2	Albany
	9	at UMass
	16	North Carolina
	23	at Virginia Tech
October	7	Florida Atlantic*
	14	at Marshall*
	20	WKU*
	28	at North Texas*
November	4	Charlotte*
	11	at FIU*
	18	Rice*
	25	at Middle Tennessee*
Decembert	2	C-USA Championship

2017 Schedule

September	2	Vanderbilt
	9	at Syracuse
	16	at Minnesota
	23	Bowling Green
	30	at Florida Atlantic*
October	7	FIU* (HC)
	14	at UAB*
	20	Marshall*
November	4	UTEP*
	11	at Charlotte*
	17	at WKU*
	25	Old Dominion*
December	2	C-USA Championship

Notes: Tied for first in C-USA East with eventual C-USA Champion WKU ... one of six 49ers bowl opponents ... defeated Eastern Michigan, 24-20 in Popeye's Bahamas Bowl ... Charlotte is 0-2 vs ODU (L, 52-17, 2016; L, 37-34, 2015).

Notes: Series: 0-2 vs. MT (L, 31-38, 2016; L, 14-73 in 49ers first-ever C-USA game, Murfreesboro, 2015) ... MT lost 52-35 to Hawai'i in Hawai'i Bowl ... MT has been bowl eligible in 8 of 11 seasons (last 5) under HC Rick Stockstill, longest-tenured coach in C-USA.



GRIT

OPPORTUNITY

LEADERSHIP

DETERMINATION

Game 11 @ Southern Miss

Sat.; Nov. 18 - TBA

Carlisle-Faulkner Field, Matrix

Roberts Stadium (36,000)

Radio: Charlotte IMG Radio

Game 12 FLORIDA ATLANTIC

Sat.; Nov. 25 - 2:00 pm

McColl-Richardson Field

Jerry Richardson Stadium (15,314)

TV: STADIUM Radio: Charlotte IMG Radio

General Info

Location: Hattiesburg, Miss.
 Enrollment: 14,554
 Nickname: Golden Eagles
 Colors: Black and Gold
 Conference: Conference USA
 Stadium: Roberts Stadium (36,000)
 President: Dr. Rodney Bennett
 Athletic Director: Jon Gilbert
 Website: www.SouthernMiss.com



General Info

Location: Boca Raton, Fla.
 Enrollment: 30,000
 Nickname: Owls
 Colors: Blue & Red
 Conference: Conference USA
 Stadium: FAU Stadium (29,495)
 President: Dr. John W. Kelly
 Athletic Director: Pat Chun
 Website: www.FAUsports.com



Team Info

Head Coach: Jay Hopson (Mississippi, '93)
 Record at School (Yrs.): 7-6 (1)
 Overall Record (Yrs.): 39-23 (4)
 Assistant Head Coach: Tim Billings
 Offensive Coordinator: Shannon Dawson
 Defensive Coordinator: Tony Pecoraro
 2016 Record: 7-6 (C-USA: 4-4)
 R+L Carriers New Orleans Bowl: W, 28-21 vs. UL-Lafayette
 Off. Starters R/L: 6/5
 Def. Starters R/L: 5/6
 Letterwinners R/L: 40/20

Team Info

Head Coach: Lane Kiffin (Fresno State, '96)
 Record at School (Yrs.): 0-0 (0)
 Overall Record (Yrs.): 35-21 (5)
 Assistant Head Coach/Off. Coord: Kendal Briles
 Defensive Coordinator: Chris Kiffin
 2015 Record: 3-9 (C-USA: 2-6)
 Off. Starters R/L: 9/2
 Def. Starters R/L: 8/3
 Letterwinners R/L: 32/20

Media Relations

FB Contact: Jack Duggan
 Office Phone: (601) 266-4503
 Cell Phone: (601) 596-5637
 Email: jack.duggan@usm.edu

Media Relations

FB Contact: Katrina McCormack
 Office Phone: (561) 297-3163
 Cell Phone: (561) 251-5588
 Email: kmccormi@fau.edu

2017 Schedule

September	2	Kentucky
	9	Southern
	16	at UL Monroe
	30	North Texas*
October	7	at UTSA*
	14	UTEP* (HC)
	21	at Louisiana Tech*
	28	UAB*
November	4	at Tennessee
	11	at Rice*
	18	Charlotte*
	25	at Marshall*
December	2	C-USA Championship

2017 Schedule

September	1	Navy
	9	at Wisconsin
	16	Bethune-Cookman
	23	at Buffalo
	30	Middle Tennessee*
October	7	at Old Dominion*
	21	North Texas*
	28	at WKU*
November	3	Marshall*
	11	at Louisiana Tech*
	18	FIU*
	25	at Charlotte*
December	2	C-USA Championship

Notes: 1-1 vs. USM (W, 38-27, 2016; L, 10-44, 2015) ... Road team won both ... Last year's win over the Golden Eagles was Charlotte's second all-time over an eventual bowl team (2015: Georgia State) ... USM one of six bowl teams on the 2017 slate.

Notes: W, 28-23 at FAU, 2016, was 49ers first-ever C-USA win ... series: 1-1 (17-7 home loss, 2015) ... Lane Kiffin in 1st season as FAU head coach ... was OC at Alabama last 3 seasons; HC Oakland Raiders, 2007-08 ... first home finale since moving to FBS in 2015.



2017 CHARLOTTE 49ERS FOOTBALL

RECORD BOOK





GRIT

OPPORTUNITY

LEADERSHIP

DETERMINATION

THE RECORD BOOK:

OFFENSE

Passing:

Play 98 yds, Matt Johnson to Duke vs. James Madison, 10/25/14
 Game 358 yds, Matt Johnson at The Citadel, 10/11/14
 Season 2,581 yds, Matt Johnson, 2013
 Career 5,405 yds, Matt Johnson, 2013-16

Rushing

Play 77 yds, Kalif Phillips vs. #25 Charleston Southern, 9/27/14
 Game 204 yds, Kalif Phillips at Old Dominion, 10/17/15
 Season 1,436 yds, Kalif Phillips, 2014
 Career 4,020 yds, Kalif Phillips, 2013-16

Receiving

Play 98 yd, Austin Duke from Johnson vs. James Madison, 10/25/14
 Game 254 yds, Austin Duke at The Citadel, 10/11/14
 Season 1,373 yds, Austin Duke, 2014
 Career 3,437 yds, Austin Duke, 2013-16

Touchdowns

Game 4, Austin Duke at The Citadel, 10/11/14
 Season 20, Kalif Phillips, 2014
 Career 43, Kalif Phillips, 2013-16

Field Goals

Distance 56 yds, Blake Brewer at FIU, 11/7/15
 Game 3, Blake Brewer at Georgia State, 9/4/15
 3, Blake Brewer vs. Campbell, 8/31/13
 3, Blake Brewer vs. Johnson C. Smith, 9/6/14
 Season 18, Blake Brewer, 2014
 Career 45, Blake Brewer, 2013-16

Kick-Off

Return 96 yds, Mikel Hunter vs. Chowan, 9/7/13 (TD)

Punts

Distance 66 yds, Arthur Hart vs. FAU, 9/26/15

Punt Return

Play 34, Ardy Holmes v. Charleston Southern, 9/27/14
 Game 43, Ardy Holmes v. Charleston Southern, 9/27/14
 Season 124, Corey Nesmith, 2014

DEFENSE

Tackles:

Game 18, Martay Mattox vs. James Madison, 9/21/13
 Season 107, Nick Cook, 2016
 Career 217, Larry Ogunjobi, 2013-16

Tackles for Loss

Play -38 yds, Alex Petzke vs. #24/#25 Gardner-Webb, 10/5/13
 Game 4.5, Larry Ogunjobi vs. UTSA, 11/14/15
 4.5, Larry Ogunjobi v FIU, 10-15-16
 Season 14.5, Larry Ogunjobi, 2015
 Career 49.0, Larry Ogunjobi, 2013-16

Sacks

Play -14 yds, Zach Duncan at Middle Tennessee, 9/19/15
 Game 2.0, Zach Duncan vs. Presbyterian, 9/12/15
 2.0, Daquan Lucas vs. UTSA, 11/14/15
 2.0, Karrington King vs. Morehead State, 11/22/14
 2.0, Mark Pettit vs. Johnson C. Smith, 9/6/14
 2.0, Mark Hogan at Morehead State, 11/23/13
 Season 5.0, Larry Ogunjobi, 2014
 Career 13.0, Larry Ogunjobi, 2013-16

Fumbles Forced

Game 1, 41 times
 Season 4, Caleb Clayton-Molby, 2013
 Career 6, Caleb Clayton-Molby, 2013-15

Fumbles Recovered

Return 59 yds, Ben DeLuca vs. Elon, 9-10-16 (TD)
 Game 1, 44 times
 Season 3, Caleb Clayton-Molby, 2013
 Career 5, Caleb Clayton-Molby, 2013-15

Interceptions

Return 70 yds, Caleb Clayton-Molby at Morehead State, 11/23/13
 Game 2, Terrance Winchester at Southern Miss, 11-5-16
 Season 4, Terrance Winchester, 2015
 Career 10, Terrance Winchester, 2013-16



Matt Johnson



Ardy Holmes



Caleb Clayton-Molby



Terrance Winchester



GRIT

OPPORTUNITY

LEADERSHIP

DETERMINATION

2016 AWARDS



Offensive MVP
Hasaan Klugh



Defensive MVP
Larry Ogunjobi



Richardson Scholarship
Wolfgang Zacherl

YEAR BY YEAR

Year	W-L	Conf.	Affiliation	League	Coach	Note
2013	5-6	NA	NCAA I/FCS	Independent	Brad Lambert	Inaugural Season
2014	5-6	NA	NCAA I/FCS	Independent	Brad Lambert	Final year as FCS Ind.
2015	2-10	0-8	NCAA I/FBS	Conference USA	Brad Lambert	First FBS/C-USA season
2016	4-8	3-5	NCAA I/FBS	Conference USA	Brad Lambert	First C-USA wins



TEAM AWARDS

Year	Off. MVP	Def. MVP	Scout MVP	Jon Richardson Scholarship
2013	Jamal Covington	Mark Hogan	Donjore Gainey/Jordan Abrams	Thomas La Bianca
2014	Kalif Phillips	Branden Dozier	Anthony Covington	Larry Ogunjobi
2015	Kalif Phillips	Nick Cook	Juwan Foggie	Brandon Banks
2016	Hasaan Klugh	Larry Ogunjobi	Joe Thompson	Wolfgang Zacherl

Single-Season Leaders:

Year	Passing, yds	Rushing, yds	Receiving, yds	Touchdowns
2013	Matt Johnson, 2581	Kalif Phillips, 744	Austin Duke, 727	Kalif Phillips, 13
2014	Matt Johnson, 1941	Kalif Phillips, 1436	Austin Duke, 1373	Kalif Phillips, 20
2015	Lee McNeill, 878	Kalif Phillips, 961	Austin Duke, 534	Phillips/Duke, 5
2016	Hasaan Klugh, 1356	Kalif Phillips, 907	Austin Duke, 803	Hasaan Klugh, 8

Year	TD Passing	TD Rushing	TD Receiving
2013	Matt Johnson, 21	Kalif Phillips, 12	CJ Crawford; Austin Duke, 6
2014	Matt Johnson, 13	Kalif Phillips, 20	Austin Duke, 9
2015	Matt Johnson, 7	Kalif Phillips, 5	Austin Duke, 5
2016	Hasaan Klugh, 10	Hasaan Klugh, 8	Workpeh Kofa, 5

Year	Tackles	Solo Tackles	TFL	Sacks
2013	Martay Mattox, 85	Martay Mattox, 49	Caldwell; Ogunjobi, 9.5	Larry Ogunjobi, 2.0
2014	Branden Dozier, 86	Brendan Dozier, 52	Larry Ogunjobi, 11.5	Larry Ogunjobi, 5.0
2015	Nick Cook, 73	Nick Cook, 50	Larry Ogunjobi, 14.5	Zach Duncan, 4.0
2016	Nick Cook, 107	Ben DeLuca, 51	Larry Ogunjobi, 13.5	Larry Ogunjobi, 3.0

Year	QB Hurries	Forced Fumbles	Fumbles Recovered	Interceptions
2013	Larry Ogunjobi, 10	Caleb Clayton-Molby, 4	Caleb Clayton-Molby, 3	Terrance Winchester, 3
2014	Larry Ogunjobi, 10	Cooper; Crouser, 3	Branden Dozier, 2	Greg Cunningham, 3
2015	Brandon Banks, 5	Desmond Floyd, 3	Winchester/Reid, 2	Terrance Winchester, 4
2016	Larry Ogunjobi, 10	Brandon Banks, 2	7 with 1	Winchester; Rolle, Davis, 3

Year	Field Goals	PAT
2013	Blake Brewer, 9	Blake Brewer, 42
2014	Blake Brewer, 18	Blake Brewer, 46
2015	Blake Brewer, 14	Blake Brewer, 24
2016	Stephen Muscarello, 5	Stephen Muscarello, 19



Phillips



GRIT

OPPORTUNITY

LEADERSHIP

DETERMINATION

MILESTONE EFFORTS



Matt Johnson



Austin Duke



Kalif Phillips

300-Yard Passing

Matt Johnson	358	Citadel	A	L, 56-63	Oct. 11, 2014
Matt Johnson	342	#24 GWU	H	W, 53-51	Oct. 5, 2013
Matt Johnson	335	NCCU	H	L, 13-40	Sept. 14, 2013
Matt Johnson	305	#25 CSU	H	L, 41-47	Sept. 27, 2014

5 TD Passing

Matt Johnson	5	Chowan	H	W, 47-7	Sept. 7, 2013
Matt Johnson	5	GWU	H	W, 53-51	Oct. 5, 2013

200-Yard Rushing

Kalif Phillips	204	ODU	A	L, 34-37	Oct. 17, 2015
----------------	-----	-----	---	----------	---------------

100-Yard Rushing (21)

Kalif Phillips	204	ODU	A	L, 34-37	Oct. 17, 2015
Kalif Phillips	196	#25 CSU	H	L, 41-47	Sept. 27, 2014
Kalif Phillips	187	Morehead	H	W, 52-14	Nov. 22, 2014
Kalif Phillips	183	USM	A	W, 38-27	Nov. 5, 2016
Kalif Phillips	173	Wesley	H	W, 38-33	Nov. 15, 2014
Kalif Phillips	168	JMU	H	L, 40-48	Oct. 25, 2014
Kalif Phillips	164	Citadel	A	L, 56-63	Oct. 11, 2014
Kalif Phillips	159	FAU	H	L, 7-17	Sept. 26, 2015
Kalif Phillips	159	#2 Coastal	H	L, 34-59	Nov. 8, 2014
Matt Johnson	150	NCCU	A	W, 40-28	Sept. 13, 2014
Kalif Phillips	132	FAU	A	W, 28-23	Oct. 9, 2016
Kalif Phillips	132	CCU	A	L, 25-50	Nov. 2, 2013
Kalif Phillips	125	Temple	H	L, 3-37	Oct. 2, 2015
Kalif Phillips	123	Marshall	A	W, 27-24	Oct. 22, 2016
Robert Washington	120	E. Michigan	H	L, 19-37	Sept. 17, 2016
Kalif Phillips	114	Temple	A	L, 20-48	Sept. 24, 2016
Damarrell Alexander	107	Morehead	H	W, 52-14	Nov. 22, 2014
Maetron Thomas	106	Citadel	A	L, 56-63	Oct. 11, 2014
Matt Johnson	105	Morehead	A	W, 61-17	Nov. 23, 2013
Kalif Phillips	104	NCCU	A	W, 40-28	Sept. 13, 2014
Damarrell Alexander	101	Morehead	A	W, 61-17	Nov. 23, 2013

200-Yard Receiving

Austin Duke	251	#25 CSU	H	L, 41-47	Sept. 27, 2014
Austin Duke	254	Citadel	A	L, 56-63	Oct. 11, 2014

100-Yard Receiving (16)

Austin Duke	254	Citadel	A	L, 56-63	Oct. 11, 2014
Austin Duke	251	#25 CSU	H	L, 41-47	Sept. 27, 2014
Austin Duke	166	PC	H	W, 34-10	Sept. 12, 2015
Austin Duke	162	JMU	H	L, 40-48	Oct. 25, 2014
Austin Duke	129	GWU	A	L, 24-27	Oct. 4, 2014
Austin Duke	128	UNCP	H	L, 22-45	Oct. 12, 2013
Austin Duke	126	NCCU	A	W, 40-28	Sept. 13, 2014
Austin Duke	123	Elon	A	L, 13-20	Sept. 20, 2014
Austin Duke	115	UTSA	A	L, 14-33	Nov. 26, 2016
Trent Bostick	114	CSU	A	L, 14-36	Oct. 26, 2013
Dmarjai Devine	114	GWU	A	L, 24-27	Oct. 4, 2014
Austin Duke	112	MT	H	L, 31-38	Nov. 19, 2016
Austin Duke	111	FAU	A	W, 28-23	Oct. 9, 2016
Austin Duke	108	FIU	A	L, 31-48	Nov. 7, 2015
Trent Bostick	107	GWU	H	W, 53-51	Oct. 5, 2013
Austin Duke	103	Elon	H	W, 47-14	Sept. 10, 2016

INDIVIDUAL RECORDS

TOP PLAYS



CHARLOTTE 49ERS CHARLOTTE 49ERS CHARLOTTE 49ERS CHARLOTTE 49ERS

Yards All-Purpose (70+ yards)

- 98 Austin Duke (Reception) vs. James Madison, 10/25/14
- 96 Mikel Hunter (Kickoff) vs. Chowan, 9/7/13
- 95 Damarrell Alexander (Kickoff) vs. #3 Coastal Carolina, 11/8/14
- 83 Austin Duke (Reception) at The Citadel, 10/11/14
- 80 Austin Duke (Reception) at Gardner-Webb, 10/4/14
- 77 Kalif Phillips (Rush) vs. #25 Charleston Southern, 9/27/14
- 76 Austin Duke (Reception) vs. Elon, 9/10/16
- 76 Austin Duke (Reception) at UTSA, 11/26/16
- 74 Austin Duke (Reception) vs. #25 Charleston Southern, 9/27/14
- 72 Kalif Phillips (Rush) at Southern Miss, 11/5/16
- 71 Richard Murphy (Reception) vs. Morehead State, 11/22/14
- 71 Austin Duke (Reception) at The Citadel, 10/11/14
- 70 Matt Johnson (Rush) at NC Central, 9/13/14
- 70 Alan Barnwell (Rush) at Morehead State, 11/23/13
- 70 Caleb Clayton-Molby (INT ret) at Morehead State, 11/23/13

Yards Rushing (49+ yards)

- 77 Kalif Phillips vs. #25 Charleston Southern, 9/27/14
- 72 Kalif Phillips (Rush) at Southern Miss, 11/5/16
- 70 Matt Johnson at NC Central, 9/13/14
- 70 Alan Barnwell at Morehead State, 11/23/13
- 68 Matt Johnson at Morehead State, 11/23/13
- 66 Kalif Phillips at Temple, 9/24/16
- 63 Damarrell Alexander vs. Morehead State, 11/22/14
- 60 Maetron Thomas vs. Johnson C. Smith, 9/6/14
- 59 Kalif Phillips vs. Morehead State, 11/22/14
- 58 Robert Washington at Southern Miss, 11/5/16
- 56 Alan Barnwell vs. #24/#25 GWU, 10/5/13
- 51 Kalif Phillips vs. #3 Coastal Carolina, 11/8/14
- 51 Damarrell Alexander at Morehead State, 11/23/13
- 50 Kalif Phillips at Morehead State, 11/23/13
- 49 Matt Johnson at Gardner-Webb, 10/4/14
- 49 Donjore Gainey at Morehead State, 11/23/13

Yards Receiving/Passing (50+ yards)

- 98 Austin Duke (Matt Johnson) vs. James Madison, 10/25/14
- 83 Austin Duke (Matt Johnson) at The Citadel, 10/11/14
- 80 Austin Duke (Matt Johnson) at Gardner-Webb, 10/4/14
- 76 Austin Duke (Matt Johnson) vs. Elon, 9/10/16
- 76 Austin Duke (Hasaan Klugh) at UTSA, 11/26/16
- 74 Austin Duke (Matt Johnson) vs. #25 Chas. Southern, 9/27/14
- 71 Richard Murphy (McNeill) vs. Morehead State, 11/22/14
- 71 Austin Duke (Matt Johnson) at The Citadel, 10/11/14
- 69 Austin Duke (Hasaan Klugh) at FAU, 10/9/16
- 65 Austin Duke (Matt Johnson) at NC Central, 9/13/14
- 63 Austin Duke (Matt Johnson) at Georgia State, 9/4/15
- 62 Chris Montgomery (McNeill) vs. Johnson C. Smith, 9/6/14
- 62 Justin Bolus (Matt Johnson) at Campbell, 8/28/14
- 61 Austin Duke (Matt Johnson) vs. #25 Chas. Southern, 9/27/14
- 59 Dmarjai Devine (Matt Johnson) at Gardner-Webb, 10/4/14
- 56 Trent Bostick (Matt Johnson) at Rice, 11/28/15
- 55 Austin Duke (Hasaan Klugh) at Middle Tennessee, 11/19/16
- 55 Dmarjai Devine (Matt Johnson) at Gardner-Webb, 10/4/14
- 53 Mikel Hunter (Matt Johnson) at Presbyterian, 9/28/13
- 51 Trent Bostick (Matt Johnson) vs. Johnson C. Smith, 9/6/14



GRIT	OPPORTUNITY	LEADERSHIP	DETERMINATION
------	-------------	------------	---------------

Biggest Tackles For Loss

- 38 Alex Petzke (safety) vs. #24/#25 Gardner-Webb, 10/5/13
- 18 Alex Highsmith (tackle) vs. Middle Tennessee, 11/19/16
- 17 Cortez Nixon (tackle) vs. Morehead State, 11/22/14
- 14 Zach Duncan (sack) at Middle Tennessee, 9/19/15
- 13 Larry Ogunjobi (sack) at #3/#6 Coastal Carolina, 11/2/13
- 12 Larry Ogunjobi (sack) vs. Chowan, 9/7/13
- 11 Tanner Fleming (tackle) vs. Presbyterian, 9/12/15
11 Tyler DeStefani (sack) at Elon, 9/20/14
11 Larry Ogunjobi (sack) at NC Central, 9/13/14
11 Terry Caldwell (sack) vs. NC Central, 9/14/13
- 10 Daquan Lucas (sack) vs. UTSA, 11/14/15
10 Karrington King (sack) vs. Morehead State, 11/22/14
10 Larry Ogunjobi (sack) at Campbell, 8/28/14
10 Devin Pearson (sack) vs. James Madison, 9/21/13

Biggest Sack Yardage

- 14 Zach Duncan at Middle Tennessee, 9/19/15
- 13 Larry Ogunjobi at #3/#6 Coastal Carolina, 11/2/13
- 12 Larry Ogunjobi vs. Chowan, 9/7/13
- 11 Tyler DeStefani at Elon, 9/20/14
11 Larry Ogunjobi at NC Central, 9/13/14

Longest Interception Return

- 70 Caleb Clayton-Molby at Morehead State, 11/23/13
- 48 Anthony Covington vs. Rice, 11/12/16
48 Prince Mayela vs. Johnson C. Smith, 9/6/14
- 41 Terrance Winchester vs. Rice, 11/12/16
- 39 Branden Dozier at Gardner-Webb, 10/4/14
- 33 Greg Cunningham Jr. vs. #25 Charleston Southern, 9/27/14
- 33 Dustin Crouser vs. Elon, 9/20/14
- 32 Mark Hogan vs. Campbell, 8/31/13
- 29 Daquan Lucas at Southern Miss, 11/5/16
- 28 Tank Norman vs. FAU, 9/26/15
- 27 Martay Mattox vs. Wesley, 11/9/13
- 26 Martay Mattox vs. #24/#25 Gardner-Webb, 10/5/13
- 21 Ed Rolle at Marshall 10/22/16

Longest Fumble Return

- 59 Ben DeLuca vs. Elon, 9/10/16
- 52 Branden Dozier at NC Central, 9/13/14
- 43 Terrance Winchester at Georgia State, 9/4/15
- 7 Zeb Little vs. Campbell, 8/31/13
7 Micah Bryan vs. Chowan, 9/7/13

Longest Kickoff Return (30+ yards)

- 96 Mikel Hunter vs. Chowan (TD), 9/7/13
- 95 Damarrell Alexander vs. #3 Coastal Carolina (TD), 11/8/14
- 64 Justin Bridges-Thompson at Morehead State, 11/23/13
- 50 Anthony Covington at Middle Tennessee, 9/19/15
- 48 Uriah LeMay at Middle Tennessee (TD), 9/19/15
- 44 Chris Montgomery vs. Middle Tennessee, 11/19/16
- 42 Chris Montgomery vs. Eastern Michigan, 9/17/16
- 40 Kalif Phillips vs. UNC Pembroke, 10/12/13
- 37 Chris Montgomery vs. Middle Tennessee, 11/19/16
- 33 Mikel Hunter vs. Campbell, 8/31/13
- 32 Anthony Covington at #19 Louisville, 9/1/16
- 31 Chris Montgomery vs. UTSA, 11/14/15
- 31 Mikel Hunter at #16/#17 James Madison, 9/21/13
- 30 Chris Montgomery at FIU, 10/15/16
30 Anthony Covington at Middle Tennessee, 9/19/15
30 Anthony Covington at Old Dominion, 10/17/15
30 Anthony Covington vs. Southern Miss, 10/24/15
30 Chris Montgomery at FIU, 11/7/15
30 Damarrell Alexander at Gardner-Webb, 10/4/14

Longest Punt Return (15+ yards)

- 34 Ardy Holmes vs. Charleston Southern, 9/27/14
- 33 Corey Nesmith vs. Johnson C. Smith, 9/6/14
- 25 Ardy Holmes vs. Johnson C. Smith, 9/6/14
- 24 Corey Nesmith at Middle Tennessee, 9/19/15
- 22 Ardy Holmes vs. Southern Miss, 10/24/15
22 Austin Duke at Charleston Southern, 10/26/13
- 21 Corey Nesmith vs. Morehead State, 11/22/14
- 19 Austin Duke at The Citadel, 10/11/14

Longest Field Goal Made

- 56 Blake Brewer at FIU, 11/7/15
- 51 Blake Brewer vs. Morehead State, 11/22/14
- 50 Blake Brewer vs. Campbell, 8/28/14
- 47 Blake Brewer vs. James Madison, 10/25/14
- 45 Blake Brewer at Georgia State, 9/4/15
- 43 Blake Brewer at Elon, 9/20/14
43 Blake Brewer vs. #24/#25 Gardner-Webb, 10/5/13
- 41 Blake Brewer vs. UTSA, 11/14/15
41 Blake Brewer at Morehead State, 11/23/13
- 40 Blake Brewer vs. Campbell, 8/31/13
40 Blake Brewer at Morehead State, 11/23/13

Longest Field Goal Attempted

- 58 Blake Brewer at #16/#17 James Madison, 9/21/13 (no good)
- 57 Blake Brewer vs. Middle Tennessee, 11/19/16 (blocked)
- 56 Blake Brewer at FIU, 11/7/15 (good)
- 55 Blake Brewer vs. Temple, 10/2/15 (no good)
55 Blake Brewer vs. James Madison, 10/25/14 (no good)
- 52 Stephen Muscarello vs. Eastern Michigan, 9/17/16 (no good)
52 Blake Brewer vs. UTSA, 11/14/15 (no good)
52 Blake Brewer vs. Morehead State, 11/22/14 (no good)
- 51 Blake Brewer vs. Morehead State, 11/22/14 (good)
- 50 Blake Brewer vs. Campbell, 8/28/14 (good)

Longest Punts (25 of 50 or more yds; Hart with 19 of 50 or more yds)

- 66 Arthur Hart vs. FAU, 9/26/15
- 61 Arthur Hart vs. Elon, 9/10/16
61 Arthur Hart vs. Middle Tennessee, 11/19/16
- 58 Arthur Hart at Louisville, 9/1/16
58 Arthur Hart at Rice, 11/28/15
- 57 Arthur Hart at NC Central, 9/13/14
- 55 Arthur Hart at FAU, 10/9/16
55 Arthur Hart vs. FAU, 9/26/16
55 Brandon Strupp vs. North Carolina Central, 9/14/13
55 Brandon Strupp at #16/#17 James Madison, 9/21/13
55 Brandon Strupp at Presbyterian, 9/28/13
- 54 Arthur Hart vs. Middle Tennessee, 11/19/16
54 Brandon Strupp vs. Chowan, 9/7/14
- 53 Arthur Hart vs. Southern Miss, 10/24/15
- 52 Arthur Hart at Louisville, 9/1/16
52 Arthur Hart vs. Wesley College, 11/15/14
52 Arthur Hart at Campbell, 8/28/14



Mikel Hunter, 96-yard Kickoff Return



GRIT

OPPORTUNITY

LEADERSHIP

DETERMINATION

TOP TD PLAYS

CHARLOTTE 49ERS CHARLOTTE 49ERS CHARLOTTE 49ERS CHARLOTTE 49ERS

SINGLE TD PLAY LEADERS

Yards All-Purpose

- 98 Austin Duke (Reception) vs. James Madison, 10/25/14
- 96 Mikel Hunter (Kickoff) vs. Chowan, 9/7/13
- 95 Damarrell Alexander (Kickoff) vs. #2 Coastal Carolina, 11/8/14
- 83 Austin Duke (Reception) at The Citadel, 10/11/14
- 80 Austin Duke (Reception) at Gardner-Webb, 10/4/14
- 77 Kalif Phillips (Rush) vs. #25 Charleston Southern, 9/27/14
- 76 Austin Duke (Reception) at UTSA, 11/26/16
- 76 Austin Duke (Reception) vs. Elon, 9/10/16
- 74 Austin Duke (Reception) vs. #25 Charleston Southern, 9/27/14
- 71 Richard Murphy (Reception) vs. Morehead State, 11/22/14
- 71 Austin Duke (Reception) at The Citadel, 10/11/14
- 70 Alan Barnwell (Rush) at Morehead State, 11/23/13
- 70 Caleb Clayton-Molby (INT ret.) at Morehead State, 11/23/13

Yards Rushing

- 77 Kalif Phillips vs. #25 Charleston Southern, 9/27/14
- 70 Alan Barnwell at Morehead State, 11/23/13
- 68 Matt Johnson at Morehead State, 11/23/13
- 66 Kalif Phillips at Temple, 9/24/16
- 63 Damarrell Alexander vs. Morehead State, 11/22/14
- 60 Maetron Thomas vs. Johnson C. Smith, 9/6/14
- 59 Kalif Phillips vs. Morehead State, 11/22/14
- 58 Robert Washington at southern Miss, 11/5/16
- 56 Alan Barnwell vs. #24/#25 GWU, 10/5/13
- 51 Kalif Phillips vs. #2 Coastal Carolina, 11/8/14
- 51 Damarrell Alexander at Morehead State, 11/23/13
- 50 Kalif Phillips at Morehead State, 11/23/13
- 45 Kalif Phillips vs. James Madison, 10/25/14
- 40 Maetron Thomas at Campbell, 8/28/14
- 37 Kalif Phillips vs. Morehead State, 11/22/14
- 36 Kalif Phillips at Old Dominion, 10/17/15
- 34 Kalif Phillips vs. #25 Charleston Southern, 9/27/14

Yards Receiving/Passing

- 98 Austin Duke (Matt Johnson) vs. James Madison, 10/25/14
- 83 Austin Duke (Matt Johnson) at The Citadel, 10/11/14
- 80 Austin Duke (Matt Johnson) at Gardner-Webb, 10/4/14
- 76 Austin Duke (Hasaan Klugh) at UTSA, 11/26/16
- 76 Austin Duke (Matt Johnson) vs. Elon, 9/10/16
- 74 Austin Duke (Matt Johnson) vs. #25 Chas. Southern, 9/27/14
- 71 Richard Murphy (Lee McNeill) vs. Morehead State, 11/22/14
- 71 Austin Duke (Matt Johnson) at The Citadel, 10/11/14
- 69 Austin Duke (Hasaan Klugh) at FAU, 10/9/16
- 65 Austin Duke (Matt Johnson) at NC Central, 9/13/14
- 63 Austin Duke (Matt Johnson) at Georgia State, 9/4/15
- 61 Austin Duke (Matt Johnson) vs. #25 Chas. Southern, 9/27/14
- 59 Dmarjai Devine (Matt Johnson) at Gardner-Webb, 10/4/14
- 56 Trent Bostick (Matt Johnson) at Rice, 11/28/15
- 53 Mikel Hunter (Matt Johnson) at Presbyterian, 9/28/13
- 48 Trent Bostick (Matt Johnson) vs. #24/#25 GWU, 10/5/13
- 47 Trent Bostick (Matt Johnson) vs. Campbell, 8/31/13
- 42 Kalif Phillips (Kevin Olsen) at Old Dominion, 10/1/16
- 42 Trent Bostick (Matt Johnson) vs. UTSA, 11/14/15
- 40 Kalif Phillips (Matt Johnson) vs. Chowan, 9/7/13
- 39 Austin Duke (Matt Johnson) vs. Presbyterian, 9/12/15
- 37 TL Ford II (Hasaan Klugh) at FAU, 10/9/16
- 36 Austin Duke (Matt Johnson) at FIU, 11/7/15
- 33 CJ Crawford (Matt Johnson) at Morehead State, 11/23/13
- 30 Trent Bostick (Matt Johnson) vs. Chowan, 9/7/13

Longest Interception Returns

- 70 Caleb Clayton-Molby at Morehead State, 11/23/13
- 48 Prince Mayela vs. Johnson C. Smith, 9/6/14
- 41 Terrance Winchester vs. Rice, 11/12/16
- 39 Branden Dozier at Gardner-Webb, 10/4/14
- 32 Mark Hogan vs. Campbell, 8/31/13
- 28 Tank Norman vs. FAU, 9/26/15

Longest Fumble Returns

- 59 Ben DeLuca vs. Elon, 9/10/16
- 52 Branden Dozier at NC Central, 9/13/14
- 43 Terrance Winchester at Georgia State, 9/4/15

Longest Kickoff Returns

- 96 Mikel Hunter vs. Chowan, 9/7/13
- 95 Damarrell Alexander (Kickoff) vs. #2 Coastal Carolina, 11/8/14
- 48 Uriah LeMay at Middle Tennessee (TD), 9/19/15

Longest Punt Return

0

Biggest Tackles For Loss for Safety

- 38 Alex Petzke vs. #24/#25 Gardner-Webb, 10/5/13
- 2 Terry Caldwell vs. Chowan, 9/7/13

Biggest Sack for Safety

0

GAMES PLAYED/STARTED

CHARLOTTE 49ERS CHARLOTTE 49ERS CHARLOTTE 49ERS CHARLOTTE 49ERS

GAMES PLAYED

SEASON

- 12 37 players, 2016
- 12 34 players, 2015
- 11 13 players, 2015
- 11 41 players, 2014
- 11 41 players, 2013

CAREER

- 46 Jarred Barr, 2013-16
- 46 Blake Brewer, 2013-16
- 46 Zach Bumgarner, 2013-16
- 46 Austin Duke, 2013-16
- 46 Tanner Fleming, 2013-16
- 46 Daquan Lucas, 2013-16
- 46 Lee McNeill, 2013-16
- 46 Larry Ogunjobi, 2013-16
- 46 Keaston Sinicki, 2013-16
- 45 Justin Bolus, 2013-16
- 45 Casey Perry, 2013-16
- 44 Kalif Phillips, 2013-16
- 44 Brandon Banks, 2013-16
- 41 Matt Johnson, 2013-16
- 41 Thomas La Bianca, 2013-16
- 40 Justin Bridges-Thompson, 2013-16

GAMES STARTED

SEASON

- 12 Nick Cook, 2016
- 12 TL Ford II, 2016
- 12 Karrington King, 2016
- 12 Workpeh Kofa, 2016
- 12 Thomas La Bianca, 2016
- 12 Daquan Lucas, 2016
- 12 Larry Ogunjobi, 2016
- 12 Casey Perry, 2016
- 12 Brandon Banks, DL, 2015
- 12 Danny Book, OL, 2015
- 12 Trent Bostick, WR, 2015
- 12 Caleb Clayton-Molby, LB, 2015
- 12 Daquan Lucas, LB, 2015
- 12 Larry Ogunjobi, DL, 2015
- 12 Terrance Winchester, DB, 2015
- 11 TL Ford II, WR, 2015
- 11 Devin Pearson, DB, 2015
- 11 Jamal Covington, LT, 2014
- 11 Casey Perry, LG, 2014
- 11 Daniel Blitch, RG, 2014
- 11 Danny Book, RT, 2014
- 11 Kalif Phillips, RB, 2014





GRIT

OPPORTUNITY

LEADERSHIP

DETERMINATION

- 11 Austin Duke, SR, 2014
- 11 Larry Ogunjobi, NT, 2014
- 11 Branden Dozier, S, 2014
- 11 Trent Bostick, WR, 2013
- 11 Mikel Hunter, WR, 2013
- 11 Jamal Covington, LT, 2013
- 11 Danny Book, RT, 2013
- 11 Matt Johnson, QB, 2013
- 11 Alan Barnwell, RB, 2013
- 11 CJ Crawford, H, 2013
- 11 Brandon Banks, DE, 2013
- 11 Larry Ogunjobi, NT, 2013
- 11 Nico Alcalde, OLB, 2013
- 11 Mark Hogan, OLB, 2013
- 11 Desmond Cooper, S, 2013

CAREER

- 1. 46 Larry Ogunjobi, 2013-16
- 2. 43 Brandon Banks, 2013-16
- 3. 41 Austin Duke, 2013-16
- 4. 37 Thomas La Bianca, 2013-16
- 37 Casey Perry, 2013-16
- 6. 34 Danny Book, 2013-15
- 34 Jamal Covington, 2013-16
- 8. 32 Trent Bostick, 2013-15
- 9. 31 Kalif Phillips, 2013-16
- 10. 29 Daquan Lucas, 2013-16



Desmond Cooper
Had interceptions in back-to-back games in 2014

MISCELLANEOUS RECORDS

Two 100-Yard Rushers

at NC Central, Sept. 13, 2014
 Matt Johnson, 150; Kalif Phillips, 104
 at The Citadel, Oct. 11, 2014
 Kalif Phillips, 164; Maetron Thomas, 106
 vs. Morehead State, Nov. 22, 2014
 Kalif Phillips, 187; Damarrell Alexander, 107
 at Morehead State, Nov. 23, 2013
 Matt Johnson 105; Damarrell Alexander 101

Two 100-Yard Receivers

at Gardner-Webb, Oct. 4, 2014
 Austin Duke, 129; Dmarjai Devine, 114

Consecutive games with a Rushing TD:

Season 5, Hasaan Klugh, 10/1/16-11/5/16
 5, Kalif Phillips, 10/11/14 - 11/22/14
 Overall 7, Kalif Phillips, 10/26/13 - 9/13/14

Consecutive games with multiple Rushing TD:

Season 3, Kalif Phillips, 8/28/14 - 9/13/14
 Overall 5, Kalif Phillips, 11/9/13 - 9/13/14

Consecutive games with a Receiving TD:

Season 6, Austin Duke, 9/13/14 - 10/25/14
 Overall 6, Austin Duke, 9/13/14 - 10/25/14

Consecutive games with multiple Receiving TD:

2, C.J. Crawford, 10/5/13 - 10/12/13
 2 TD vs. #24/#25 Gardner-Webb
 2 TD vs. UNC Pembroke

Consecutive games with a Passing TD:

Season 7, Matt Johnson, 9/6/14 - 10/25/14
 Overall 9, Matt Johnson, 9/6/14 - 9/12/15

Consecutive games with at least 3 Passing TD:

3, Matt Johnson, 9/28/13-10/12/13
 3 TD at Presbyterian
 5 TD vs. #24/#25 Gardner-Webb
 3 TD vs. UNC Pembroke

Consecutive PAT Made:

Season 31, Blake Brewer, 9/14/13 - 11/23/13
 Overall 46, Blake Brewer, 2015-2016

Consecutive FG Made:

Season 7, Blake Brewer, 8/28/14 - 9/13/14
 Overall 10, Blake Brewer, 11/2/13 - 9/13/14

Consecutive Games with Punts of 50+:

5, Brandon Strupp, 9/7/13 - 10-5/13
 (54, vs. Chowan; 55, vs. North Carolina Central; 55 at #16/#17 James Madison; 55 at Presbyterian; 50 vs. #24/#25 Gardner-Webb)

Consecutive Games with an Interception:

2, Kedrick Davis, 9/1/16-9/10/16
 2, Ben DeLuca, 10/9/16-10/15/16
 2, Ed Rolle, 10/15/16-10/22/16
 2, Terrance Winchester, 11/5/16-11/12/16
 2, Desmond Cooper, 11/15/14 - 11/22/14
 2, Mark Hogan, 8/31/13 - 9/7/13

Consecutive Games with a fumble recovery:

2, Branden Dozier, 9/6/14 - 9/13/14
 2, Terry Caldwell, 9/7/13 - 9/14/13
 2, Devon Johnson, 9/14/13 - 9/21/13

Two Blocked Kicks in a game:

vs. North Carolina Central, 9/14/13
 Terrance Winchester blocks FG; Nico Alcalde blocks PAT



GRIT

OPPORTUNITY

LEADERSHIP

DETERMINATION

SCORING RECORDS

CHARLOTTE 49ERS CHARLOTTE 49ERS CHARLOTTE 49ERS CHARLOTTE 49ERS

POINTS

GAME

- 24 Austin Duke (4 TD) at The Citadel, 10/11/14
- 18 Hasaan Klugh (3 TD) vs. Middle Tennessee, 11/19/16
18 Austin Duke (3 TD) at FIU, 11/7/15
18 Kalif Phillips (3 TD) vs. Morehead State, 11/22/14
18 Kalif Phillips (3 TD) vs. Wesley College, 11/15/14
18 Kalif Phillips (3 TD) vs. Johnson C. Smith, 9/6/14
18 Kalif Phillips (3 TD) at Campbell, 8/28/14
18 Kalif Phillips (3 TD) at Morehead State, 11/23/13
- 14 Blake Brewer (3-3 FG; 5-5 PAT) vs. Johnson C. Smith, 9/6/14
14 Blake Brewer (3-3 FG; 5-5 PAT) vs. Campbell, 8/31/13
- 13 Blake Brewer (2-2 FG; 7-7 PAT) at Morehead State, 11/23/13

SEASON

- 120 Kalif Phillips (20 TD), 2014
- 100 Blake Brewer (18 FG; 46 PAT), 2014
- 78 Kalif Phillips (13 TD), 2013
- 69 Blake Brewer (9 FG; 42 PAT), 2013
- 66 Blake Brewer (14 FG; 24 PAT), 2015
- 60 Austin Duke (10 TD), 2014
- 50 Hasaan Klugh (8 TD; 1 2-PT), 2016
- 38 CJ Crawford (6 TD; 1 2-PT), 2013
- 36 Austin Duke (6 TD), 2013
- 34 Stephen Muscarello (5 FG; 19 3FG), 2016

CAREER

- 261 Blake Brewer (45 FG; 126 PAT), 2013-16
- 258 Kalif Phillips (43 TD), 2013-16
- 150 Austin Duke (25 TD), 2013-16
- 54 Trent Bostick (9 TD), 2013-15
- 50 Hasaan Klugh (8 TD; 1 2-PT), 2016
- 48 TL Ford II (8 TD), 2014-16
- 41 Stephen Muscarello (7 FG; 20 PAT), 2013-16
- 38 CJ Crawford (6 TD; 1 2-PT), 2013

TOUCHDOWNS

GAME

- 4 Austin Duke (3 rec; 1 rush) at The Citadel, 10/11/14
- 3 Hasaan Klugh (3 rush) vs. Middle Tennessee, 11/19/16
3 Austin Duke (3 rec.) at FIU, 11/7/15
3 Kalif Phillips vs. Morehead State, 11/22/14
3 Kalif Phillips vs. Wesley College, 11/15/14
3 Kalif Phillips vs. Johnson C. Smith, 9/6/14
3 Kalif Phillips at Campbell, 8/28/14
3 Kalif Phillips at Morehead State, 11/23/13

SEASON

- 20 Kalif Phillips, 2014
- 13 Kalif Phillips, 2013
- 10 Austin Duke, 2014
- 8 Hasaan Klugh, 2016
- 6 Austin Duke, 2013
6 CJ Crawford, 2013
- 5 Kalif Phillips, 2016
5 Robert Washington, 2016
5 Workpeh Kofa, 2016
5 Austin Duke, 2015
5 Kalif Phillips, 2015
5 Alan Barnwell, 2013

CAREER

- 43 Kalif Phillips, 2013-16
- 25 Austin Duke, 2013-16
- 9 Trent Bostick, 2013-15
- 8 Hasaan Klugh, 2016
8 TL Ford II, 2014-16
- 6 CJ Crawford, 2013
- 5 Robert Washington, 2016
5 Workpeh Kofa, 2015-16
5 Matt Johnson, 2013-16
5 Alan Barnwell, 2013

PASSING TOUCHDOWNS

GAME

- 5 Matt Johnson vs. Chowan, 9/7/13
5 Matt Johnson vs. Gardner-Webb, 10/5/13
- 4 Matt Johnson at The Citadel, 10/11/14
- 3 Kevin Olsen vs. Elon, 9/10/16
3 Hasaan Klugh at Florida Atlantic, 10/9/16
3 Matt Johnson vs. Campbell, 8/31/13
3 Matt Johnson at Presbyterian, 9/28/13
3 Matt Johnson vs. UNC Pembroke, 10/12/13

SEASON

- 21 Matt Johnson, 2013
- 13 Matt Johnson, 2014
- 10 Hasaan Klugh, 2016
- 7 Matt Johnson, 2014
- 6 Kevin Olsen, 2016
6 Lee McNeill, 2014
- 4 Brooks Barden, 2015

CAREER

- 42 Matt Johnson, 2013-16
- 10 Hasaan Klugh, 2016
- 8 Lee McNeill, 2013-16
- 6 Kevin Olsen, 2016
- 4 Brooks Barden, 2015

RUSHING TOUCHDOWNS

GAME

- 3 Hasaan Klugh vs. Middle Tennessee, 11/19/16
3 Kalif Phillips vs. Morehead State, 11/22/14
3 Kalif Phillips vs. Wesley College, 11/15/14
3 Kalif Phillips vs. Johnson C. Smith, 9/6/14
3 Kalif Phillips at Campbell, 8/28/14
3 Kalif Phillips at Morehead State, 11/23/13
- 2 Robert Washington vs. Elon, 9/10/16
2 Kalif Phillips at Marshall, 10/22/16
2 Kalif Phillips at Old Dominion, 10/17/15
2 Damarrell Alexander vs. Morehead State, 11/22/14
2 Kalif Phillips vs. James Madison, 11/25/14
2 Kalif Phillips vs. #25 Charleston Southern, 9/27/14
2 Kalif Phillips at North Carolina Central, 9/13/14
2 Kalif Phillips vs. Wesley, 11/9/13
2 Kalif Phillips at Charleston Southern, 10/26/13
2 Kalif Phillips at Presbyterian, 9/28/13

SEASON

- 20 Kalif Phillips, 2014
- 12 Kalif Phillips, 2013
- 8 Hasaan Klugh, 2016
- 5 Robert Washington, 2016
5 Kalif Phillips, 2015
5 Alan Barnwell, 2013
- 4 Kalif Phillips, 2016
4 Maetron Thomas, 2014
- 3 Matt Johnson, 2013



GRIT	OPPORTUNITY	LEADERSHIP	DETERMINATION
10.	2 Lee McNeill, 2014 2 Damarrell Alexander, 2014	TWO-POINT RUSH	
CAREER		GAME	
1.	41 Kalif Phillips, 2013-16	1.	1 CJ Crawford vs. Campbell, 8/31/13 (rush) 1 Lee McNeill vs. UNC Pembroke, 10/12/13 (rush) 1 Mark Pettit at Coastal Carolina, 11/2/13 (rush)
2.	8 Hasaan Klugh, 2016	SEASON	
3.	5 Robert Washington, 2016 5 Matt Johnson, 2013-15 5 Alan Barnwell, 2013	1.	1 CJ Crawford, 2013 1 Lee McNeill, 2013 1 Mark Pettit, 2013
6.	4 Lee McNeill, 2013-15 4 Maetron Thomas, 2014	CAREER	
8.	3 Damarrell Alexander, 2013-14	1.	1 CJ Crawford, 2013 1 Lee McNeill, 2013-15 1 Mark Pettit, 2013-14
RECEIVING TOUCHDOWNS		TWO-POINT PASS	
GAME		GAME	
1.	3 Austin Duke at FIU, 11/7/15	1.	1 Austin Duke to Hasaan Klugh vs. Middle Tennessee, 10/19/16 1 Austin Duke to Dmarjai Devine at The Citadel, 10/11/14
3.	2 Richard Murphy vs. UTSA, 11/14/15 2 Austin Duke vs. #25 Charleston Southern, 9/27/14 2 Austin Duke vs. Chowan, 9/7/13 2 Austin Duke vs. Gardner-Webb, 10/5/13 2 CJ Crawford vs. Gardner-Webb, 10/5/13 2 CJ Crawford vs. UNC Pembroke, 10/12/13	SEASON	
SEASON		1.	1 Austin Duke to Hasaan Klugh, 2016 1 Austin Duke to Dmarjai Devine, 2014
1.	9 Austin Duke, 2014	CAREER	
2.	6 Austin Duke, 2013 6 CJ Crawford, 2013	1.	2 Austin Duke, 2013-16
4.	5 Workpeh Kofa, 2016 5 Austin Duke, 2014	TWO-POINT RECEPTION	
6.	4 Austin Duke, 2016 4 TL Ford II, 2016 4 TL Ford II, 2014 4 Trent Bostick, 2013	GAME	
10.	3 Trent Bostick, 2015	1.	1 Hasaan Klugh from Austin Duke vs. Middle Tennessee, 10/19/16 1 Dmarjai Devine from Austin Duke at The Citadel, 10/11/14
CAREER		SEASON	
1.	24 Austin Duke, 2013-16	1.	1 Hasaan Klugh from Austin Duke, 2016 1 Dmarjai Devine from Austin Duke, 2014
2.	9 Trent Bostick, 2013-15	CAREER	
3.	8 TL Ford II, 2014-16	1.	1 Hasaan Klugh, 2016 1 Dmarjai Devine, 2013-14
4.	6 CJ Crawford, 2013	DEFENSIVE EXTRA POINT	
5.	5 Workpeh Kofa, 2015-16	None	
6.	4 Justin Bolus, 2013-16 4 Richard Murphy, 2014-15		
8.	2 Kalif Phillips, 2013-16 2 Mikel Hunter, 2013		
TWO-POINT CONVERSIONS			
GAME			
1.	1 Hasaan Klugh (Austin Duke) vs. Middle Tennessee, 11/19/16 (pass) 1 Dmarjai Devine (Austin Duke) at The Citadel, 10/11/14 (pass) 1 CJ Crawford vs. Campbell, 8/31/13 (rush) 1 Lee McNeill vs. UNC Pembroke, 10/12/13 (rush) 1 Mark Pettit at Coastal Carolina, 11/2/13 (rush)		
SEASON			
1.	1 Hasaan Klugh, 2016 1 Dmarjai Devine, 2014 1 CJ Crawford, 2013 1 Lee McNeill, 2013 1 Mark Pettit, 2013		
CAREER			
1.	1 Hasaan Klugh, 2016 1 Dmarjai Devine, 2013-14 1 CJ Crawford, 2013 1 Lee McNeill, 2013-15 1 Mark Pettit, 2013-14		



GRIT

OPPORTUNITY

LEADERSHIP

DETERMINATION

TOTAL OFFENSE RECORDS

CHARLOTTE 49ERS CHARLOTTE 49ERS CHARLOTTE 49ERS CHARLOTTE 49ERS

ALL-PURPOSE YARDS

GAME

- 319 Austin Duke at The Citadel, 10/11/14
- 254 Damarrell Alexander vs. #2 Coastal Carolina, 11/8/14
- 251 Austin Duke vs. #25 Charleston Southern, 9/27/14
- 220 Kalif Phillips vs. James Madison, 10/25/14
- 210 Kalif Phillips at Old Dominion, 10/17/15
- 201 Mikel Hunter at Coastal Carolina, 11/2/13
- 196 Kalif Phillips vs. #25 Charleston Southern, 9/27/14
- 191 Kalif Phillips at Southern Miss, 11/5/16
- 187 Kalif Phillips vs. Morehead State, 11/22/14
- 184 Mikel Hunter vs. #24/#25 Gardner-Webb, 10/5/13
- 174 Kalif Phillips at Florida Atlantic, 10/9/16
- 173 Kalif Phillips vs. Wesley College, 11/15/14

SEASON

- 1523 Kalif Phillips, 2014
- 1511 Austin Duke, 2014
- 1149 Kalif Phillips, 2016
- 1138 Mikel Hunter, 2013
- 1040 Kalif Phillips, 2015
- 920 Kalif Phillips, 2013
- 869 Austin Duke, 2016
- 860 Chris Montgomery, 2016
- 767 Austin Duke, 2013
- 682 Alan Barnwell, 2013

CAREER

- 4632 Kalif Phillips, 2013-16
- 3709 Austin Duke, 2013-16
- 1488 Chris Montgomery, 2014-16
- 1431 Trent Bostick, 2013-15
- 1273 Matt Johnson, 2013-16
- 1138 Mikel Hunter, 2013

ALL-PURPOSE YARDS AVERAGE

SEASON

- 138.5 Kalif Phillips, 2014
- 137.4 Austin Duke, 2014
- 104.5 Kalif Phillips, 2016
- 103.5 Mikel Hunter, 2013
- 94.5 Kalif Phillips, 2015
- 83.6 Kalif Phillips, 2013
- 72.4 Austin Duke, 2016
- 71.7 Chris Montgomery, 2016
- 69.7 Austin Duke, 2013
- 67.3 Damarrell Alexander, 2014

CAREER

- 107.7 Kalif Phillips, 2013-16
- 103.5 Mikel Hunter, 2013
- 80.6 Austin Duke, 2013-15
- 62.0 Alan Barnwell, 2013
- 49.2 Anthony Covington, 2015
- 47.9 Andrew Buie, 2015
- 45.1 Chris Montgomery, 2013-16
- 44.7 Trent Bostick, 2013-14

TOTAL OFFENSE PLAYS

SEASON

- 467 Matt Johnson, 2013
- 313 Hasaan Klugh, 2016
- 288 Matt Johnson, 2014
- 229 Kalif Phillips, 2014
- 222 Lee McNeill, 2015
- 191 Kevin Olsen, 2016
- 190 Kalif Phillips, 2015
- 189 Klaif Phillips, 2016
- 176 Matt Johnson, 2015
- 148 Lee McNeill, 2014

CAREER

- 975 Matt Johnson, 2013-16
- 737 Kalif Phillips, 2013-16
- 395 Lee McNeill, 2013-16
- 313 Hasaan Klugh, 2016
- 191 Kevin Olsen, 2016

TOTAL OFFENSE YARDS

SEASON

- 2999 Matt Johnson, 2013
- 2324 Matt Johnson, 2014
- 1782 Hasaan Klugh, 2016
- 1436 Kalif Phillips, 2014
- 1098 Matt Johnson, 2015
- 1017 Lee McNeill, 2014
- 961 Kalif Phillips, 2015
- 907 Kalif Phillips, 2016
- 783 Kevin Olsen, 2016
- 777 Lee McNeill, 2015

CAREER

- 6678 Matt Johnson, 2013-16
- 4020 Kalif Phillips, 2013-16
- 1866 Lee McNeill, 2013-16
- 1782 Hasaan Klugh, 2016
- 783 Kevin Olsen, 2016
- 636 Alan Barnwell, 2013
- 527 Andrew Buie, 2015
- 489 Robert Washington, 2016
- 481 Damarrell Alexander, 2013-14
- 461 Brooks Barden, 2015

TOTAL OFFENSE AVERAGE

SEASON

- 290.5 Matt Johnson, 2014
- 272.9 Matt Johnson, 2013
- 162.0 Hasaan Klugh, 2016
- 130.5 Kevin Olsen, 2016
- 130.5 Kalif Phillips, 2014
- 99.8 Matt Johnson, 2015
- 92.5 Lee McNeill, 2014
- 87.4 Kalif Phillips, 2015
- 82.5 Kalif Phillips, 2016
- 65.9 Brooks Barden, 2015

CAREER

- 167.0 Matt Johnson, 2013-16
- 162.0 Hasaan Klugh, 2016
- 130.5 Kevin Olsen, 2016
- 93.5 Kalif Phillips, 2013-16
- 65.9 Brooks Barden, 2015



RUSHING RECORDS



CHARLOTTE 49ERS CHARLOTTE 49ERS CHARLOTTE 49ERS CHARLOTTE 49ERS

RUSHING TOUCHDOWNS

GAME

1. 3 Hasaan Klugh vs. Middle Tennessee, 11/19/16
- 3 Kalif Phillips vs. Morehead State, 11/22/14
- 3 Kalif Phillips vs. Wesley College, 11/15/14
- 3 Kalif Phillips vs. Johnson C. Smith, 9/6/14
- 3 Kalif Phillips at Campbell, 8/28/14
- 3 Kalif Phillips at Morehead State, 11/23/13
6. 2 Robert Washington vs. Elon, 9/10/16
- 2 Kalif Phillips at Marshall, 10/22/16
- 2 Kalif Phillips at Old Dominion, 10/17/15
- 2 Damarrell Alexander vs. Morehead State, 11/22/14
- 2 Kalif Phillips vs. James Madison, 11/25/14
- 2 Kalif Phillips vs. #25 Charleston Southern, 9/27/14
- 2 Kalif Phillips at North Carolina Central, 9/13/14
- 2 Kalif Phillips vs. Wesley, 11/9/13
- 2 Kalif Phillips at Charleston Southern, 10/26/13
- 2 Kalif Phillips at Presbyterian, 9/28/13

SEASON

1. 20 Kalif Phillips, 2014
2. 12 Kalif Phillips, 2013
3. 8 Hasaan Klugh, 2016
4. 5 Robert Washington, 2016
- 5 Kalif Phillips, 2015
- 5 Alan Barnwell, 2013
7. 4 Kalif Phillips, 2016
- 4 Maetron Thomas, 2014
9. 3 Matt Johnson, 2013
10. 2 Lee McNeill, 2014
- 2 Damarrell Alexander, 2014

CAREER

1. 41 Kalif Phillips, 2013-16
2. 8 Hasaan Klugh, 2016
3. 5 Robert Washington, 2016
- 5 Matt Johnson, 2013-15
- 5 Alan Barnwell, 2013
6. 4 Lee McNeill, 2013-15
- 4 Maetron Thomas, 2014
8. 3 Damarrell Alexander, 2013-14

YARDS RUSHING

GAME

1. 204 Kalif Phillips at Old Dominion, 10/17/15
2. 196 Kalif Phillips vs. #25 Charleston Southern, 9/27/14
3. 187 Kalif Phillips vs. Morehead State, 11/22/14
4. 183 Kalif Phillips at Southern Miss, 11/5/16
5. 173 Kalif Phillips vs. Wesley College, 11/15/14
6. 168 Kalif Phillips vs. James Madison, 10/25/14
7. 164 Kalif Phillips at The Citadel, 10/11/14
8. 159 Kalif Phillips vs. FAU, 9/26/15
- 159 Kalif Phillips vs. #2 Coastal Carolina, 11/8/14
10. 150 Matt Johnson at North Carolina Central, 9/13/14
11. 132 Kalif Phillips at Florida Atlantic, 10/9/16
- 132 Kalif Phillips vs. Coastal Carolina, 11/2/13
13. 125 Kalif Phillips vs. Temple, 10/2/15

14. 123 Kalif Phillips at Marshall, 11/22/16
15. 120 Robert Washington vs. Eastern Michigan, 9/17/16
16. 114 Kalif Phillips at Temple, 9/24/16
17. 107 Damarrell Alexander vs. Morehead State, 11/22/14
18. 106 Maetron Thomas at The Citadel, 10/11/14
19. 105 Matt Johnson at Morehead State, 11/23/13
20. 104 Kalif Phillips at North Carolina Central, 9/13/14
21. 101 Damarrell Alexander at Morehead State, 11/23/13
22. 99 Kalif Phillips vs. FIU, 10/15/16
- 99 Kalif Phillips vs. Marshall, 10/31/15
24. 97 Alan Barnwell vs. Gardner-Webb, 10/5/13
25. 95 Hasaan Klugh vs. FIU, 10/15/16
- 94 Robert Washington at Southern Miss, 11/5/16

SEASON

1. 1436 Kalif Phillips, 2014
2. 961 Kalif Phillips, 2015
3. 907 Kalif Phillips, 2016
4. 716 Kalif Phillips, 2013
5. 636 Alan Barnwell, 2013
6. 527 Andrew Buie, 2015
7. 489 Robert Washington, 2016
8. 426 Hasaan Klugh, 2016
9. 418 Matt Johnson, 2013
10. 383 Matt Johnson, 2014

CAREER

1. 4020 Kalif Phillips, 2013-15
2. 1273 Matt Johnson, 2013-16
3. 636 Alan Barnwell, 2013
4. 527 Andrew Buie, 2015
5. 489 Robert Washington, 2016
6. 426 Hasaan Klugh, 2016
7. 401 Damarrell Alexander, 2013-14
8. 288 Maetron Thomas, 2014
- 175 Ben LeMay, 2016

RUSHING ATTEMPTS

GAME

1. 36 Kalif Phillips vs. Wesley, 11/15/14
2. 35 Kalif Phillips at Old Dominion, 10/17/15
3. 29 Kalif Phillips at Southern Miss, 11/5/16
- 29 Kalif Phillips vs. FAU, 9/26/15
5. 26 Kalif Phillips vs. #2 Coastal Carolina, 11/8/14
6. 24 Kalif Phillips vs. FIU, 10/15/16
- 24 Andrew Buie vs. UTSA, 11/14/15
- 24 Andrew Buie at Kentucky, 11/21/15
- 24 Kalif Phillips at Elon, 9/20/14
10. 23 Kalif Phillips at Florida Atlantic, 10/9/16
- 23 Kalif Phillips at Marshall, 10/22/16
- 23 Kalif Phillips vs. Marshall, 10/31/15
- 23 Kalif Phillips at Gardner-Webb, 10/4/14

SEASON

1. 229 Kalif Phillips, 2014
2. 190 Kalif Phillips, 2015
3. 189 Kalif Phillips, 2016
4. 146 Andrew Buie, 2015
5. 133 Alan Barnwell, 2013
6. 129 Kalif Phillips, 2013
7. 97 Robert Washington, 2016
8. 96 Matt Johnson, 2013
9. 89 Hasaan Klugh, 2016
- 89 Matt Johnson, 2014



GRIT

OPPORTUNITY

LEADERSHIP

DETERMINATION

CAREER

1. 737 Kalif Phillips, 2013-16
2. 285 Matt Johnson, 2013-16
3. 146 Andrew Buie, 2015
4. 133 Alan Barnwell, 2013
5. 97 Robert Washington, 2016
6. 89 Hasaan Klugh, 2016
7. 77 Damarrell Alexander, 2013-14
8. 64 Lee McNeill, 2013-15
- 34 Ben LeMay, 2016

YARDS PER RUSH

GAME

Yards per Rush (min. 75 yds rushing)

1. 16.8 Damarrell Alexander (101 yds; 6 r) at Morehead State, 11/23/13
2. 15.8 Ben LeMay (79 yds; 5 r) vs. Elon, 9/10/16
3. 15.7 Robert Washington (94 yds; 6 r) at Southern Miss, 11/5/16
4. 15.0 Matt Johnson (105 yds; 7 r) at Morehead State, 11/23/13
5. 10.7 Matt Johnson (150 yds; 14 r) at North Carolina Central, 9/13/14
6. 10.4 Kalif Phillips (187 yds; 18 r) vs. Morehead State, 11/22/14
7. 10.0 Alan Barnwell (90 yds; 9 r) at Morehead State, 11/23/13
8. 9.3 Kalif Phillips (196 yds; 21 r) vs. #25 Charleston Southern, 9/27/14
9. 8.8 Maetron Thomas (106 yds; 12 r) at The Citadel, 10/11/14
10. 8.8 Kalif Phillips (132 yds; 15 r) at Coastal Carolina, 11/2/13

SEASON

1. 6.8 Damarrell Alexander, 2013
2. 6.3 Kalif Phillips, 2014
3. 6.3 Maetron Thomas, 2014
4. 6.1 Bradan Smith, 2015
- 6.1 Matt Johnson, 2014
6. 5.6 Damarrell Alexander, 2014
7. 5.6 Kalif Phillips, 2013
8. 5.1 Ben LeMay, 2016
- 5.1 Kalif Phillips, 2015
10. 5.0 Robert Washington, 2016

CAREER

1. 5.5 Kalif Phillips, 2013-16
2. 5.2 Damarrell Alexander, 2013-14
3. 5.1 Ben LeMay, 2016
4. 5.0 Robert Washington, 2016
5. 4.8 Hasaan Klugh, 2016
6. 4.8 Alan Barnwell, 2013
7. 4.5 Matt Johnson, 2013-16
8. 3.6 Andrew Buie, 2015

YARDS PER GAME

SEASON

1. 130.5 Kalif Phillips, 2014
2. 87.4 Kalif Phillips, 2015
3. 82.5 Kalif Phillips, 2016
4. 65.1 Kalif Phillips, 2013
5. 57.8 Alan Barnwell, 2013
6. 48.0 Maetron Thomas, 2014
7. 47.9 Matt Johnson, 2014
8. 43.9 Andrew Buie, 2015
9. 40.8 Robert Washington, 2016
10. 38.7 Hasaan Klugh, 2016

CAREER

1. 91.4 Kalif Phillips, 2013-15
2. 43.9 Andrew Buie, 2015
3. 40.8 Robert Washington, 2016
4. 38.7 Hasaan Klugh, 2016
5. 31.0 Matt Johnson, 2013-15
6. 19.4 Ben LeMay, 2016
7. 19.1 Damarrell Alexander, 2013-14



Matt Johnson

Second all-time with 1273 career rushing yards

100 YARD GAMES

SEASON

1. 7 Kalif Phillips, 2014
2. 4 Kalif Phillips, 2016
3. 3 Kalif Phillips, 2015
4. 1 Robert Washington, 2016
- 1 Damarrell Alexander, 2014
- 1 Matt Johnson, 2014
- 1 Maetron Thomas, 2014
- 1 Damarrell Alexander, 2013
- 1 Matt Johnson, 2013
- 1 Kalif Phillips, 2013

CAREER

1. 15 Kalif Phillips, 2013-16
2. 2 Damarrell Alexander, 2013-14
- 2 Matt Johnson, 2013-16
4. 1 Robert Washington, 2016
- 1 Maetron Thomas, 2014



GRIT

OPPORTUNITY

LEADERSHIP

DETERMINATION

RECEIVING RECORDS



CHARLOTTE 49ERS CHARLOTTE 49ERS CHARLOTTE 49ERS CHARLOTTE 49ERS

RECEIVING TOUCHDOWNS

GAME

1. 3 Austin Duke at FIU, 11/7/15
- 3 Austin Duke at The Citadel, 10/11/14
3. 2 Richard Murphy vs. UTSA, 11/14/15
- 2 Austin Duke vs. #25 Charleston Southern, 9/27/14
- 2 Austin Duke vs. Chohan, 9/7/13
- 2 Austin Duke vs. Gardner-Webb, 10/5/13
- 2 CJ Crawford vs. Gardner-Webb, 10/5/13
- 2 CJ Crawford vs. UNC Pembroke, 10/12/13

SEASON

1. 9 Austin Duke, 2014
2. 6 Austin Duke, 2013
- 6 CJ Crawford, 2013
4. 5 Workpeh Kofa, 2016
- 5 Austin Duke, 2014
6. 4 Austin Duke, 2016
- 4 TL Ford II, 2016
- 4 TL Ford II, 2014
- 4 Trent Bostick, 2013
10. 3 Trent Bostick, 2015

CAREER

1. 24 Austin Duke, 2013-16
2. 9 Trent Bostick, 2013-15
3. 8 TL Ford II, 2014-16
4. 6 CJ Crawford, 2013
5. 5 Workpeh Kofa, 2015-16
6. 4 Justin Bolus, 2013-16
- 4 Richard Murphy, 2014-15
8. 2 Kalif Phillips, 2013-16
- 2 Mikel Hunter, 2013

YARDS RECEIVING

GAME

1. 254 Austin Duke at The Citadel, 10/11/14
2. 251 Austin Duke vs. #25 Charleston Southern, 9/27/14
3. 166 Austin Duke at Presbyterian, 9/12/15
4. 162 Austin Duke vs. James Madison, 10/25/14
5. 129 Austin Duke at Gardner-Webb, 10/4/14
6. 128 Austin Duke vs. UNC Pembroke, 10/12/13
7. 126 Austin Duke at North Carolina Central, 9/13/14
8. 123 Austin Duke at Elon, 9/20/14
9. 115 Austin Duke at UTSA, 11/26/16
10. 114 Dmarjai Devine at Gardner-Webb, 10/4/14
- 114 Trent Bostick at Chas. Southern, 10/26
12. 112 Austin Duke vs. Middle Tennessee, 11/19/16
13. 111 Austin Duke at Florida Atlantic, 10/9/16
14. 108 Austin Duke at FIU, 11/7/15
15. 107 Trent Bostick vs. Gardner-Webb, 10/5/13
16. 103 Austin Duke vs. Elon, 9/10/16
17. 97 Austin Duke vs. NC Central, 9/14/13
18. 96 Trent Bostick at Rice, 11/28/15
- 96 Austin Duke vs. Wesley, 11/9/13
20. 95 Austin Duke at Georgia State, 9/4/15
21. 92 TL Ford II at Temple, 9/24/16
- 92 Richard Murphy vs. Morehead State, 11/22/14

- 92 Austin Duke vs. Wesley, 11/15/14
- 92 Trent Bostick vs. Johnson C. Smith, 9/6/14
25. 89 Mikel Hunter at Coastal Carolina, 11/2/13

SEASON

1. 1373 Austin Duke, 2014
2. 803 Austin Duke, 2016
2. 727 Austin Duke, 2013
3. 594 Trent Bostick, 2013
4. 551 Mikel Hunter, 2013
5. 534 Austin Duke, 2015
6. 457 Trent Bostick, 2015
7. 430 TL Ford II, 2016
8. 365 Trent Bostick, 2014
9. 364 CJ Crawford, 2013
10. 347 Dmarjai Devine, 2014

CAREER

1. 3437 Austin Duke, 2013-16
2. 1416 Trent Bostick, 2013-15
3. 913 TL Ford II, 2014-16
4. 565 Justin Bolus, 2013-16
5. 551 Mikel Hunter, 2013
6. 506 Workpeh Kofa, 2015-16
7. 484 Kalif Phillips, 2013-16
8. 373 Dmarjai Devine, 2013-14
9. 364 CJ Crawford, 2013

RECEPTIONS

GAME

1. 12 Austin Duke at The Citadel, 10/11/14
- 12 Austin Duke vs. #25 Charleston Southern, 9/27/14
3. 9 Austin Duke vs. Eastern Michigan, 9/17/16
- 9 Austin Duke vs. Presbyterian, 9/12/15
- 9 Austin Duke at Elon, 9/20/14
- 9 Austin Duke vs. UNC Pembroke, 10/12/13
- 9 Trent Bostick vs. Gardner-Webb, 10/5/13
- 9 Mikel Hunter vs. UNC Pembroke, 10/12/13

SEASON

1. 79 Austin Duke, 2014
2. 62 Austin Duke, 2013
3. 59 Austin Duke, 2016
4. 53 Austin Duke, 2015
5. 45 Mikel Hunter, 2013
6. 42 Trent Bostick, 2013
7. 36 TL Ford II, 2016
8. 33 Trent Bostick, 2014
9. 32 Trent Bostick, 2015
10. 31 CJ Crawford, 2013

CAREER

1. 253 Austin Duke, 2013-16
2. 107 Trent Bostick, 2013-15
3. 77 TL Ford II, 2014-16
4. 46 Kalif Phillips, 2013-16
5. 45 Mikel Hunter, 2013
6. 44 Workpeh Kofa, 2015-16
7. 43 Justin Bolus, 2013-16
8. 31 CJ Crawford, 2013
9. 24 Richard Murphy, 2014-15
- 24 Dmarjai Devine, 2013-14



GRIT

OPPORTUNITY

LEADERSHIP

DETERMINATION

YARDS PER CATCH

GAME (Min. 3 catches)

1. 38.3 Austin Duke (115 yds; 3 rec.) at UTSA, 11/26/16
2. 30.7 Richard Murphy (92 yds; 3 rec.) vs. Morehead State, 11/22/14
3. 25.8 Austin Duke (103 yds; 4 rec.) vs. Elon, 9/10/16
4. 23.1 Austin Duke (162 yds; 7 rec.) vs. James Madison, 10/25/14
5. 23.0 Trent Bostick (92 yds; 4 rec.) at Campbell, 8/28/14
6. 22.8 Trent Bostick (114 yds; 5 rec.) at Chas. Southern, 10/26/13
7. 21.2 Austin Duke (254 yds; 12 rec.) at The Citadel, 10/11/14
8. 21.0 Austin Duke (126 yds; 6 rec.) at NC Central, 9/13/14

SEASON (2 rec./game played)

1. 17.4 Austin Duke, 2014
2. 14.3 Trent Bostick, 2015
3. 14.1 Trent Bostick, 2013
4. 13.6 Austin Duke, 2016
5. 12.2 Workpeh Kofa, 2016
- 12.2 Mikel Hunter, 2013
7. 11.9 TL Ford II, 2016
8. 11.7 Austin Duke, 2013
- 11.7 CJ Crawford, 2013

CAREER

1. 15.5 Dmarjai Devine, 2013-14
2. 13.6 Austin Duke, 2013-15
3. 13.2 Trent Bostick, 2013-15
4. 13.1 Justin Bolus, 2013-15
5. 12.2 Mikel Hunter, 2013
6. 11.9 TL Ford II, 2014-15
7. 11.7 CJ Crawford, 2013
8. 11.5 Workpeh Kofa, 2015-16
9. 10.5 Kalif Phillips, 2013-15

YARDS PER GAME

SEASON

1. 124.8 Austin Duke, 2014
2. 66.9 Austin Duke, 2016
3. 66.1 Austin Duke, 2013
4. 54.0 Trent Bostick, 2013
5. 50.1 Mikel Hunter, 2013
6. 44.5 Austin Duke, 2015
7. 40.6 Trent Bostick, 2014
8. 38.1 Trent Bostick, 2015
9. 35.8 TL Ford II, 2016
10. 33.1 CJ Crawford, 2013
11. 31.5 Dmarjai Devine, 2014
12. 27.4 Workpeh Kofa, 2016

CAREER

1. 74.7 Austin Duke, 2013-16
2. 44.3 Trent Bostick, 2013-14
3. 26.1 TL Ford II, 2014-16
4. 21.1 Workpeh Kofa, 2015
5. 17.0 Dmarjai Devine, 2013-14
6. 12.6 Justin Bolus, 2014
7. 12.4 Richard Murphy, 2014-15



Austin Duke

Owens 13 100-yard receiving games, including each of the program's top nine single-game performances.

100 YARD RECEIVING GAMES

SEASON

1. 6 Austin Duke, 2014
2. 4 Austin Duke, 2016
3. 2 Austin Duke, 2015
- 2 Trent Bostick, 2013
5. 1 Dmarjai Devine, 2014
- 1 Austin Duke, 2013

CAREER

1. 13 Austin Duke, 2013-16
2. 2 Trent Bostick 2013-15
3. 1 Dmarjai Devine, 2013-14



PASSING RECORDS



CHARLOTTE 49ERS CHARLOTTE 49ERS CHARLOTTE 49ERS CHARLOTTE 49ERS

PASSING TOUCHDOWNS

GAME

- 5 Matt Johnson vs. Chowan, 9/7/13
- 5 Matt Johnson vs. Gardner-Webb, 10/5/13
- 4 Matt Johnson at The Citadel, 10/11/14
- 3 Kevin Olsen vs. Elon, 9/10/16
- 3 Hasaan Klugh at Florida Atlantic, 10/9/16
- 3 Matt Johnson vs. Campbell, 8/31/13
- 3 Matt Johnson at Presbyterian, 9/28/13
- 3 Matt Johnson vs. UNC Pembroke, 10/12/13

SEASON

- 21 Matt Johnson, 2013
- 13 Matt Johnson, 2014
- 10 Hasaan Klugh, 2016
- 7 Matt Johnson, 2014
- 6 Kevin Olsen, 2016
- 6 Lee McNeill, 2014
- 4 Brooks Barden, 2015

CAREER

- 42 Matt Johnson, 2013-16
- 10 Hasaan Klugh, 2016
- 8 Lee McNeill, 2013-16
- 6 Kevin Olsen, 2016
- 4 Brooks Barden, 2015

YARDS PASSING

GAME

- 358 Matt Johnson at The Citadel, 10/11/14
- 342 Matt Johnson vs. Gardner-Webb, 10/5/13
- 335 Matt Johnson vs. NC Central, 9/14/13
- 305 Matt Johnson vs. #25 Charleston Southern, 9/27/14
- 285 Matt Johnson vs. Johnson C. Smith, 9/6/14
- 282 Matt Johnson vs. Campbell, 8/31/13

SEASON

- 2581 Matt Johnson, 2013
- 1941 Matt Johnson, 2014
- 1356 Hasaan Klugh, 2016
- 974 Lee McNeill, 2014
- 878 Lee McNeill, 2015
- 842 Kevin Olsen, 2016
- 771 Matt Johnson, 2015
- 440 Brooks Barden, 2015

CAREER

- 5405 Matt Johnson, 2013-16
- 1892 Lee McNeill, 2013-15
- 1356 Hasaan Klugh, 2016
- 842 Kevin Olsen, 2016
- 440 Brooks Barden, 2015

YARD PER GAME

SEASON

- 242.6 Matt Johnson, 2014
- 234.6 Matt Johnson, 2013
- 140.3 Kevin Olsen, 2016
- 123.3 Hasaan Klugh, 2016
- 88.5 Lee McNeill, 2014

- 73.2 Lee McNeill, 2015
- 70.1 Matt Johnson, 2015
- 62.9 Brooks Barden, 2015

CAREER

- 150.1 Matt Johnson, 2013-16
- 140.3 Kevin Olsen, 2016
- 123.3 Hasaan Klugh, 2016
- 62.9 Brooks Barden, 2015
- 41.1 Lee McNeill, 2013-16

PASS ATTEMPTS

GAME

- 52 Matt Johnson vs. NC Central, 9/14/13
- 49 Hasaan Klugh vs. Middle Tennessee, 11/19/16
- 46 Matt Johnson vs. Gardner-Webb, 10/5/13
- 43 Matt Johnson at The Citadel, 10/11/14
- 42 Kevin Olsen at Temple, 9/24/16
- 40 Matt Johnson at Elon, 9/29/14
- 40 Matt Johnson vs. UNC Pembroke, 10/12/13

SEASON

- 371 Matt Johnson, 2013
- 225 Matt Johnson, 2014
- 224 Hasaan Klugh, 2016
- 190 Lee McNeill, 2015
- 175 Kevin Olsen, 2016

CAREER

- 690 Matt Johnson, 2013-16
- 331 Lee McNeill, 2013-16
- 224 Hasaan Klugh, 2016
- 175 Kevin Olsen, 2016
- 99 Brooks Barden, 2015

PASS COMPLETIONS

GAME

- 35 Matt Johnson vs. NC Central, 9/14/13
- 27 Matt Johnson vs. Gardner-Webb, 10/5/13
- 25 Matt Johnson vs. UNC Pembroke, 10/12/13

SEASON

- 223 Matt Johnson, 2013
- 120 Hasaan Klugh, 2016
- 117 Matt Johnson, 2014
- 100 Lee McNeill, 2015
- 87 Kevin Olsen, 2016

CAREER

- 392 Matt Johnson, 2013-16
- 180 Lee McNeill, 2013-16
- 120 Hasaan Klugh, 2016
- 87 Kevin Olsen, 2016
- 49 Brooks Barden, 2015

PASS COMPLETION PCT.

GAME

- .824 (14-17) Hasaan Klugh at Florida Atlantic, 10/9/16
- .767 (23-30) Matt Johnson vs. Chowan, 9/7/13
- .760 (19-25) Kevin Olsen vs. Elon, 9/10/16
- .750 (9-12) Brooks Barden at FIU, 11/7/15
- .750 (9-12) Lee McNeill at Rice, 11/28/15

SEASON

- 60.1 Matt Johnson, 2013
- 58.5 Lee McNeill, 2014
- 54.7 Matt Johnson, 2015
- 53.6 Hasaan Klugh, 2016
- 52.6 Lee McNeill, 2015
- 52.0 Matt Johnson, 2014
- 49.7 Kevin Olsen, 2016



GRIT	OPPORTUNITY	LEADERSHIP	DETERMINATION
8. 49.5 Brooks Barden, 2015		INTERCEPTIONS THROWN	
CAREER		GAME	
1. .568 Matt Johnson, 2013-16		1. 5 Matt Johnson vs. NC Central, 9/14/13	
2. .543 Lee McNeill, 2013-16		2. 4 Lee McNeill vs. FAU, 9/26/15	
3. .536 Hasaan Klugh, 2016		3. 3 Matt Johnson at Elon, 9/20/14	
4. .497 Kevin Olsen, 2016		4. 2 8 times (Olsen vs. EMU, 2016)	
5. .495 Brooks Barden, 2015		SEASON	
PASSING YARDS PER COMPLETION		1. 12 Matt Johnson, 2013	
GAME		2. 10 Lee McNeill, 2015	
1. 24.3 Hasaan Klugh (146 yds; 6 comp) at UTSA, 11/26/16		3. 8 Matt Johnson, 2015	
2. 23.8 Matt Johnson (187 yds; 8 comp) vs. Presbyterian, 9/12/15		4. 8 Matt Johnson, 2014	
3. 23.2 Matt Johnson (116 yards; 5 comp) vs. UTSA, 11/14/15		5. 5 Brooks Barden, 2015	
4. 21.9 Matt Johnson (285 yds; 13 comp) vs. Johnson C. Smith, 9/6/14		6. 3 Hasaan Klugh, 2016	
5. 21.3 Matt Johnson (255 yds; 12 comp) at Gardner-Webb, 10/4/14		3 Kevin Olsen, 2016	
6. 19.1 Matt Johnson (305 yds; 16 comp) vs. Charleston Southern, 9/27/14		3 Lee McNeill, 2014	
SEASON		CAREER	
1. 16.59 Matt Johnson, 2014		1. 28 Matt Johnson, 2013-15	
2. 16.40 Matt Johnson, 2015		2. 13 Lee McNeill, 2013-15	
3. 11.57 Matt Johnson, 2013		3. 5 Brooks Barden, 2015	
4. 11.30 Hasaan Klugh, 2016		4. 3 Hasaan Klugh, 2016	
5. 13.53 Lee McNeill, 2014		3 Kevin Olsen, 2016	
6. 9.68 Kevin Olsen, 2016		PASS INTERCEPTION PCT. (LOW)	
7. 8.98 Brooks Barden, 2015		GAME	
8. 8.78 Lee McNeill, 2015		1. .000 (0 INT; 49 att.) Hasaan Klugh vs. Middle Tennessee, 11/19/16	
CAREER		2. .000 (0 INT; 46 att.) Matt Johnson vs. #24/#25 Gardner-Webb, 10/5/13	
1. 13.8 Matt Johnson, 2013-16		3. .000 (0 INT; 42 att.) Kevin Olsen at Temple, 9/24/16	
2. 11.3 Hasaan Klugh, 2016		4. .000 (0 INT; 33 att.) Lee McNeill vs. #2 Coastal Carolina, 11/8/14	
3. 10.5 Lee McNeill, 2013-16		5. .000 (0 INT; 30 att.) Lee McNeill vs. Wesley, 11/15/14	
4. 9.7 Kevin Olsen, 2016		.000 (0 INT; 30 att.) Matt Johnson vs. Chowan	
5. 9.0 Brooks Barden, 2015		SEASON	
PASSING YARDS PER ATTEMPT		1. .013 (3 INT; 224 att.) Hasaan Klugh, 2016	
SEASON		2. .017 (3 INT; 175 att.) Kevin Olsen, 2016	
1. 8.97 Matt Johnson, 2015		3. .024 (3 INT; 123 att.) Lee McNeill, 2014	
2. 8.63 Matt Johnson, 2014		4. .032 (12 INT; 371 att.) Matt Johnson, 2013	
3. 7.92 Lee McNeill, 2014		5. .036 (8 INT; 225 att.) Matt Johnson, 2014	
4. 6.96 Matt Johnson, 2013		CAREER	
5. 6.05 Hasaan Klugh, 2016		1. .013 (3 INT; 224 att.) Hasaan Klugh, 2016	
6. 4.81 Kevin Olsen, 2016		2. .017 (3 INT; 175 att.) Kevin Olsen, 2016	
7. 4.62 Lee McNeill, 2015		3. .040 (13 INT; 325 att.) Lee McNeill, 2013-16	
8. 4.44 Brooks Barden, 2015		4. .041 (28 INT; 682 att.) Matt Johnson, 2013-16	
CAREER		5. .050 (5 INT; 99 att.) Brooks Barden, 2015	
1. 7.8 Matt Johnson, 2013-16		PASS INTERCEPTION PCT. (High)	
2. 6.1 Hasaan Klugh, 2016		GAME	
3. 5.7 Lee McNeill, 2013-16		1. .667 (2 INT; 3 att.) Matt Johnson vs. FAU, 9/26/15	
4. 4.8 Kevin Olsen, 2016		2. .333 (1 INT; 3 att.) Matt Johnson vs. Southern Miss, 10/24/15	
5. 4.4 Brooks Barden, 2015		3. .200 (1 INT; 5 att.) Lee McNeill vs. Middle Tennessee, 9/19/15	
PASSING EFFICIENCY		4. .129 (4 INT; 31 att.) Lee McNeill vs. FAU, 9/26/15	
SEASON		5. .111 (1 int; 9 ATT.) Matt Johnson vs. UTSA, 11/14/15	
1. 138.21 Matt Johnson, 2015		SEASON	
2. 136.42 Matt Johnson, 2014		1. .093 (8 INT; 86 att.) Matt Johnson, 2015	
3. 136.27 Lee McNeill, 2014		2. .053 (10 INT; 190 att.) Lee McNeill, 2015	
4. 130.76 Matt Johnson, 2013		3. .051 (5 INT; 99 att.) Brooks Barden, 2015	
5. 116.47 Hasaan Klugh, 2016		4. .036 (8 INT; 225 att.) Matt Johnson, 2014	
6. 98.02 Kevin Olsen, 2016		5. .032 (12 INT; 371 att.) Matt Johnson, 2013	
7. 90.06 Brooks Barden, 2015		CAREER	
8. 82.66 Lee McNeill, 2015		1. .050 (5 INT; 99 att.) Brooks Barden, 2015	
CAREER		2. .041 (28 INT; 682 att.) Matt Johnson, 2013-16	
1. 134.58 Matt Johnson, 2013-16		3. .040 (13 INT; 325 att.) Lee McNeill, 2013-16	
2. 116.47 Hasaan Klugh, 2016		4. .017 (3 INT; 175 att.) Kevin Olsen, 2016	
3. 102.52 Lee McNeill, 2013-16		5. .013 (3 INT; 224 att.) Hasaan Klugh, 2016	
4. 98.02 Kevin Olsen, 2016			
5. 90.06 Brooks Barden, 2015			



GRIT

OPPORTUNITY

LEADERSHIP

DETERMINATION

DEFENSIVE RECORDS



CHARLOTTE 49ERS CHARLOTTE 49ERS CHARLOTTE 49ERS CHARLOTTE 49ERS

TACKLES

GAME

- 18 Martay Mattox vs. James Madison, 9/21/13
- 15 Dustin Crouser vs. Wesley, 11/15/14
15 Dustin Crouser at Elon, 9/20/14
- 14 Ben DeLuca at Florida Atlantic, 10/9/16
14 Nick Cook at Rice, 11/28/15
- 13 Karrington King at Marshall, 10/22/16
13 Nick Cook at Middle Tennessee, 9/19/15
13 Branden Dozier vs. Temple, 10/2/15
13 Micah Bryan vs. UNC Pembroke, 10/12/13
- 12 Nick Cook vs. Elon, 9/10/16
12 Nick Cook vs. Eastern Michigan, 9/17/16
12 Ed Rolle vs. Rice, 11/12/16
12 Karrington King vs. Wesley, 11/15/14
12 Branden Dozier at The Citadel, 10/11/14
12 Karrington King at Elon, 9/20/14
12 Caleb Clayton-Molby at Morehead State, 11/23/13

SEASON

- 108 Nick Cook, 2016
- 86 Branden Dozier, 2014
- 85 Martay Mattox, 2013
- 81 Dustin Crouser, 2014
- 79 Karrington King, 2014
- 77 Mark Hogan, 2013
- 73 Karrington King, 2016
73 Nick Cook, 2015
- 68 Ben DeLuca, 2016
- 67 Caleb Clayton-Molby, 2013
- 65 Larry Ogunjobi, 2016
65 Caleb Clayton-Molby, 2015
- 62 Larry Ogunjobi, 2015
- 60 Nico Alcalde, 2014
60 Nico Alcalde, 2013

CAREER

- 217 Larry Ogunjobi, 2013-16
- 205 Karrington King, 2014-16
- 183 Nick Cook, 2014-15
- 153 Daquan Lucas, 2013-15
- 147 Caleb Clayton-Molby, 2013-15
- 136 Tank Norman, 2013-15
- 135 Branden Dozier, 2014-15
- 132 Brandon Banks, 2013-16
- 120 Nico Alcalde, 2013-14
- 110 Terrance Winchester, 2013-16
- 101 Greg Cunningham Jr, 2013-15
- 94 Devin Pearson, 2013, 2015
- 89 Desmond Cooper, 2013-14
- 85 Martay Mattox, 2013
- 81 Dustin Crouser, 2014

SOLO TACKLES

GAME

- 12 Nick Cook at Middle Tennessee, 9/19/15
- 11 Ben DeLuca vs. Rice, 11/12/16
- 10 Ed Rolle vs. Rice, 11/12/16

- 10 Mark Pettit at The Citadel, 10/11/14
- 10 Micah Bryan vs. UNC Pembroke, 10/12/13
- 10 Caleb Clayton-Molby vs. GWU, 10/5/13
- 9 Dustin Crouser vs. #25 Charleston Southern, 9/27/14
- 9 Dustin Crouser at Elon, 9/20/14
- 9 Karrington King at Elon, 9/20/14
- 9 Greg Cunningham Jr. at Elon, 9/20/14
- 9 Caleb Clayton-Molby at Morehead State, 11/23/13
- 9 Mark Hogan vs. Gardner-Webb, 10/5/13
- 9 Micah Bryan vs. Gardner-Webb, 10/5/13

SEASON

- 52 Branden Dozier, 2014
- 51 Ben DeLuca, 2016
- 50 Nick Cook, 2015
- 49 Nick Cook, 2016
49 Martay Mattox, 2013
- 46 Caleb Clayton-Molby, 2013
- 44 Caleb Clayton-Molby, 2015
44 Karrington King, 2014
44 Tank Norman, 2014
- 43 Dustin Crouser, 2014

CAREER

- 127 Larry Ogunjobi, 2013-15
- 104 Karrington King, 2014-15
104 Tank Norman, 2013-15
- 100 Nick Cook, 2014-16
- 98 Daquan Lucas, 2013-15
98 Caleb Clayton-Molby, 2013-15
- 84 Terrance Winchester, 2013-15
- 83 Nico Alcalde, 2013-14
- 82 Branden Dozier, 2014-15
- 73 Greg Cunningham Jr., 2013-15

TACKLES FOR LOSS

GAME

- 4.5 Larry Ogunjobi vs. FIU, 10/15/16
4.5 Larry Ogunjobi vs. UTSA, 11/14/15
- 4.0 Larry Ogunjobi vs. FAU, 9/26/15
- 4.0 Larry Ogunjobi at Gardner-Webb, 10/4/14
- 3.0 Daquan Lucas vs. Morehead State, 11/22/14
3.0 Tanner Fleming vs. Johnson C. Smith, 9/6/14
3.0 Mark Pettit vs. Johnson C. Smith, 9/6/14
3.0 Nico Alcalde at Campbell, 8/28/14
3.0 Nico Alcalde at Charleston Southern, 10/26/13
3.0 Terry Caldwell vs. NC Central, 9/14/13
3.0 Greg Cunningham Jr. vs. Chowan, 9/7/13

SEASON

- 14.5 Larry Ogunjobi, 2015
- 13.5 Larry Ogunjobi, 2016
- 11.5 Larry Ogunjobi, 2014
- 10.0 Daquan Lucas, 2015
- 9.5 Terry Caldwell, 2013
9.5 Larry Ogunjobi, 2013
- 8.0 Daquan Lucas, 2014
- 7.5 Caleb Clayton-Molby, 2015
7.5 Zach Duncan, 2015
- 7.0 Tanner Fleming, 2014
7.0 Mark Pettit, 2014
7.0 Nico Alcalde, 2013
7.0 Mark Hogan, 2013



GRIT	OPPORTUNITY	LEADERSHIP	DETERMINATION
CAREER		3.0 Mark Pettit, 2014	
1. 49.0	Larry Ogunjobi, 2013-16	6. 2.5	Daquan Lucas, 2015
2. 22.5	Daquan Lucas, 2013-16	2.5	Larry Ogunjobi, 2015
3. 13.0	Brandon Banks, 2013-16	2.5	Larry Ogunjobi, 2013
	13.0 Nick Cook, 2014-16	9. 2.0	Nick Cook, 2016
5. 12.0	Karrington King, 2014-16	2.0	Karrington King, 2016
6. 11.5	Tanner Fleming, 2013-15	2.0	Tyriq Harris, 2016
	11.5 Nico Alcalde, 2013-14	2.0	Caleb Clayton-Molby, 2015
8. 11.0	Caleb Clayton-Molby, 2013-15	2.0	Desmond Floyd, 2015
9. 9.5	Terrance Winchester, 2013-15	2.0	Devon Johnson, 2015
	9.5 Terry Caldwell, 2013	2.0	Devon Johnson, 2013
		2.0	Terry Caldwell, 2013
		2.0	Mark Hogan, 2013
TACKLES FOR LOSS YARDS			
GAME		CAREER	
1. 38	Alex Petzke vs. #24/#25 Gardner-Webb, 10/5/13	1. 13.0	Larry Ogunjobi, 2013-15
2. 22	Daquan Lucas vs. UTSA, 11/14/15	2. 6.5	Karrington King, 2014-15
3. 19	Mark Pettit vs. Johnson C. Smith, 9/6/14	3. 4.5	Brandon Banks, 2013-15
4. 18	Alex Highsmith vs. Middle Tennessee, 11/19/16	4. 4.0	Zach Duncan, 2015
	18 Micah Bryan vs. Chowan, 9/7/13	4.0	Devon Johnson, 2013, 2015
6. 17	Cortezz Nixon vs. Morehead State, 11/22/14	4.0	Mark Pettit, 2013-14
	17 Nico Alcalde at Chas. Southern, 10/26/13	7. 3.5	Daquan Lucas, 2013-15
8. 16	Zach Duncan vs. Presbyterian, 9/12/15	8. 3.0	Caleb Clayton-Molby, 2013-15
	16 Justin Bridges-Thompson vs. UNC Pembroke, 10/12/13	9. 2.5	Jalen Holt, 2013-15
10. 15	Zach Duncan at Middle Tennessee, 9/19/15	2.5	James Middleton, 2013-15
	15 Larry Ogunjobi at Gardner-Webb, 10/4/14		
	15 Tyler Destefani at Elon, 9/20/14	SACK YARDAGE	
	15 Tanner Fleming vs. Johnson C. Smith, 9/6/14	GAME	
	15 Nico Alcalde at Campbell, 8/28/14	1. 18	Mark Pettit vs. Johnson C. Smith (2 sacks), 9/6/14
	15 Greg Cunningham Jr. vs. Chowan, 9/7/13	2. 14	Zach Duncan at Middle Tennessee (1 sack), 9/19/15
	15 Larry Ogunjobi at Coastal Carolina, 11/2/13	14	Karrington King vs. Morehead State (2 sacks), 11/22/14
SEASON		3. 13	Zach Duncan vs. Presbyterian (2 sacks), 9/12/15
1. 55	Larry Ogunjobi, 2014	13	Larry Ogunjobi at #3/#6 Coastal Carolina (1 sack), 11/2/13
2. 47	Larry Ogunjobi, 2013	13	Mark Hogan at Morehead State (2 sacks), 11/23/13
3. 44	Zach Duncan, 2015	6. 12	Daquan Lucas vs. UTSA (2 sacks), 11/14/15
4. 39	Daquan Lucas, 2015	12	Larry Ogunjobi vs. Chowan (1 sack), 9/7/13
5. 38	Larry Ogunjobi, 2015	8. 11	Tyler DeStefani at Elon (1 sack), 9/20/14
	38 Alex Petzke, 2013	11	Larry Ogunjobi at North Carolina Central (1 sack), 9/13/14
7. 33	Mark Pettit, 2014	11	Terry Caldwell vs. North Carolina Central (1 sack), 9/14/13
8. 30	Larry Ogunjobi, 2016		
	30 Caleb Clayton-Molby, 2015	SEASON	
	30 Terry Caldwell, 2013	1. 43	Larry Ogunjobi, 2014
CAREER		2. 32	Zach Duncan, 2015
1. 170	Larry Ogunjobi, 2013-16	3. 30	Larry Ogunjobi, 2013
2. 73	Daquan Lucas, 2013-16	4. 26	Mark Pettit, 2014
3. 50	Karrington King, 2014-16	5. 18	Larry Ogunjobi, 2015
4. 48	Nico Alcalde, 2013-14	6. 16	Karrington King, 2016
5. 45	Brandon Banks, 2013-16	16	Caleb Clayton-Molby, 2015
6. 44	Zach Duncan, 2015-16	16	Daquan Lucas, 2015
7. 42	Tanner Fleming, 2013-16	16	Karrington King, 2014
8. 41	Caleb Clayton-Molby, 2013-15	10. 15	Larry Ogunjobi, 2016
9. 40	Mark Pettit, 2013-14	15	Desmond Floyd, 2015
10. 38	Alex Petzke, 2013		
SACKS		CAREER	
GAME		1. 106	Larry Ogunjobi, 2013-15
1. 2.0	Zach Duncan vs. Presbyterian, 9/12/15	2. 39	Karrington King, 2014-15
2.0	Daquan Lucas vs. UTSA, 11/14/15	3. 33	Mark Pettit, 2013-14
2.0	Karrington King vs. Morehead State, 11/22/14	4. 32	Zach Duncan, 2015
2.0	Mark Pettit vs. Johnson C. Smith, 9/6/14	5. 24	Caleb Clayton-Molby, 2013-15
2.0	Mark Hogan at Morehead State, 11/23/13	24	Daquan Lucas, 2013-15
SEASON		7. 23	Brandon Banks, 2013-15
1. 5.0	Larry Ogunjobi, 2014	8. 21	Devon Johnson, 2013, 2015
2. 4.0	Zach Duncan, 2015	9. 15	Desmond Floyd, 2015
3. 3.0	Larry Ogunjobi, 2016	10. 13	Tyler DeStefani, 2013-14
3.0	Karrington King, 2014	13	Terry Caldwell, 2013
		13	Mark Hogan, 2013



GRIT	OPPORTUNITY	LEADERSHIP	DETERMINATION
QB HURRIES		1 DaQuavius Reid vs. Johnson C. Smith, 9/6/14 (FG)	
GAME		1 Terrence Winchester vs. North Carolina Central, 9/14/13 (FG)	
1.	4 Tyriq Harris vs. Rice, 11/12/16	1 Nico Alcalde vs. North Carolina Central, 9/14/13 (PAT)	
	4 Larry Ogunjobi at Elon, 9/20/14		
	4 Brandon Banks vs. #24/#25 Gardner-Webb, 10/5/13		
4.	3 Larry Ogunjobi vs. Middle Tennessee, 11/19/16		
	3 Tanner Fleming vs. Elon, 9/10/16		
	3 Brandon Banks vs. Eastern Michigan, 9/17/16		
	3 Mark Pettit vs. Wesley, 11/15/14		
	3 Brandon Banks vs. Wesley, 11/9/13		
	3 Tanner Fleming at Morehead State, 11/23/13		
SEASON		SEASON	
1.	10 Larry Ogunjobi, 2016	1. 1 Juwan Foggie (punt), 2016	
	10 Larry Ogunjobi, 2014	1 Larry Ogunjobi (PAT), 2015	
	10 Larry Ogunjobi, 2013	1 Jalen Holt (PAT), 2015	
4.	9 Mark Pettit, 2014	1 Nico Alcalde (FG), 2014	
	9 Brandon Banks, 2013	1 Daquavius Reid (FG), 2014	
6.	7 Brandon Banks, 2016	1 Juwan Foggie (Punt), 2014	
7.	6 Tyriq Harris, 2016	1 Terrance Winchester (FG), 2013	
	6 Mark Hogan, 2013	1 Nico Alcalde (PAT), 2013	
	6 Tanner Fleming, 2013		
10.	5 Nick Carroll, 2016	CAREER	
	5 Brandon Banks, 2015	1. 2 Juwan Foggie (2 Punt), 2014-16	
	5 James Middleton, 2014	2 Nico Alcalde (FG; PAT), 2013-14	
CAREER		3. 1 Larry Ogunjobi (PAT), 2013-16	
1.	33 Larry Ogunjobi, 2013-15	1 Jalen Holt (PAT), 2013-15	
2.	23 Brandon Banks, 2013-15	1 Daquavius Reid (FG), 2013-15	
3.	12 Tanner Fleming, 2013-15	1 Terrance Winchester (FG), 2013-16	
4.	11 Mark Pettit, 2013-14		
5.	10 James Middleton, 2013-15		
PASS BREAKUPS			
GAME			
1.	4 Branden Dozier at Campbell, 8/28/14		
2.	3 Anthony Covington at Temple, 9/24/16		
	3 Ben DeLuca vs. Old Dominion, 10/1/16		
	3 Anthony Covington at Florida Atlantic, 10/9/16		
	3 Tank Norman at Gardner-Webb, 10/4/14		
SEASON			
1.	11 Branden Dozier, 2014		
2.	10 Anthony Covington, 2016		
3.	7 Kedrick Davis, 2016		
	7 Daquan Lucas, 2015		
	7 Tank Norman, 2014		
6.	6 Terrance Winchester, 2013		
7.	5 Nick Cook, 2016		
	5 Terrance Winchester, 2015		
	5 Greg Cunningham Jr., 2014		
	5 Desmond Cooper, 2013		
CAREER			
1.	23 Terrance Winchester, 2013-15		
2.	14 Anthony Covington, 2015-16		
	14 Daquan Lucas, 2013-15		
4.	13 Branden Dozier, 2014-15		
5.	11 Tank Norman, 2013-15		
6.	9 Desmond Cooper, 2013-14		
BLOCKED KICKS			
GAME			
1.	1 Juwan Foggie at Southern Miss, 11/5/16 (punt)		
	1 Larry Ogunjobi vs. Temple, 10/2/15 (PAT)		
	1 Jalen Holt at Old Dominion, 10/17/15 (PAT)		
	1 Juwan Foggie vs. Wesley, 11/15/14 (punt)		
	1 Nico Alcalde vs. #25 Charleston Southern, 9/27/14 (FG)		



Branden Dozier
Posted a school-record 11 PBU's in 2014



GRIT

OPPORTUNITY

LEADERSHIP

DETERMINATION



TAKEAWAY RECORDS

CHARLOTTE 49ERS CHARLOTTE 49ERS CHARLOTTE 49ERS CHARLOTTE 49ERS

TAKEAWAYS

GAME

1. 2 Terrance Winchester at Southern Miss (2 INT), 11/5/16
- 2 Terrance Winchester at Georgia State (1 FR; 1 INT), 9/4/15
- 2 Greg Cunningham Jr. (1 FR; 1 INT) vs. #25 Chas. Southern, 9/27/14
- 2 Micah Bryan (1 FR, 1 INT) vs. Chowan, 9/7/13

SEASON

1. 6 Terrance Winchester (4 INT; 2 FR), 2015
2. 4 Greg Cunningham Jr. (3 INT; 1 FR), 2014
- 4 Caleb Clayton-Molby (1 INT; 3 FR), 2013
- 4 Mark Hogan (2 INT; 2 FR), 2013
5. 3 Terrance Winchester (3 INT), 2016
- 3 Kedrick Davis (3 INT), 2016
- 3 Ed Rolle (3 INT), 2016
- 3 Ben DeLuca, (2 INT; 1 FR), 2016
- 3 Branden Dozier (1 INT; 2 FR), 2014
- 3 Terrance Winchester (3 INT), 2013

CAREER

1. 12 Terrance Winchester (10 INT; 2 FR), 2013-15
2. 7 Greg Cunningham (4 INT; 3 FR), 2013-15
3. 6 Caleb Clayton-Molby (1 INT; 5 FR), 2013-15
- 6 Daquan Lucas (4 INT; 2 FR), 2013-15
5. 4 Branden Dozier (2 INT; 2 FR), 2014-15
- 4 Desmond Cooper (3 INT; 1 FR), 2013-14
- 4 Mark Hogan (2 INT; 2 FR), 2013

TAKEAWAYS RETURNED FOR TD

GAME (11)

1. 1 Anthony Covington (FR) at Louisville, 9/1/16 (0 yds; in EZ)
- 1 Ben DeLuca (FR) vs. Elon, 9/10/16 (59 yds)
- 1 Terrance Winchester (INT) vs. Rice, 11/12/16 (41 yds)
- 1 Juwan Foggie (FR) at UTSA, 11/26/16 (3 yds)
- 1 Terrance Winchester (FR) at Georgia State, 9/4/15
- 1 Branden Dozier at North Carolina Central, 9/13/14 (52 yds)
- 1 Tank Norman vs. Florida Atlantic, 9/26/15 (28 yds)
- 1 Branden Dozier at Gardner-Webb, 10/4/14 (39 yds)
- 1 Prince Mayela vs. Johnson C. Smith, 9/6/14 (48 yds)
- 1 Caleb Clayton-Molby at Morehead State, 11/23/13 (70 yds)
- 1 Mark Hogan vs. Campbell, 8/31/13 (32 yds)

SEASON

1. 2 Branden Dozier (1 INT; 1 FR), 2014
2. 1 Anthony Covington (FR) at Louisville, 9/1/16 (0 yds; in EZ)
- 1 Ben DeLuca (FR) vs. Elon, 9/10/16 (59 yds)
- 1 Terrance Winchester (INT) vs. Rice, 11/12/16 (41 yds)
- 1 Juwan Foggie (FR) at UTSA, 11/26/16 (3 yds)
- 1 Tank Norman (INT), 2015
- 1 Terrance Winchester (FR), 2015
- 1 Prince Mayela (INT), 2014
- 1 Caleb Clayton-Molby (INT), 2013
- 1 Mark Hogan (INT), 2013

CAREER

1. 2 Terrance Winchester (FR; INT) 2013-16
- 2 Branden Dozier (INT; FR), 2014-15
2. 1 Anthony Covington (FR), 2015-16
- 1 Ben DeLuca (FR), 2016
- 1 Juwan Foggie (FR), 2014-16

- 1 Caleb Clayton-Molby (INT), 2013-15
- 1 Prince Mayela (INT), 2013-15
- 1 Tank Norman (INT), 2013-15
- 1 Mark Hogan (INT), 2013

INTERCEPTIONS

GAME

1. 2 Terrance Winchester at Southern Miss, 11/5/16
2. 1 52 times

SEASON

1. 4 Terrance Winchester, 2015
2. 3 Terrance Winchester, 2016
- 3 Kedrick Davis, 2016
- 3 Ed Rolle, 2016
- 3 Greg Cunningham Jr., 2014
- 3 Terrance Winchester, 2013
7. 2 Ben DeLuca, 2016
- 2 Daquan Lucas, 2016
- 2 Devin Pearson, 2015
- 2 Desmond Cooper, 2014
- 2 Dustin Crouser, 2014
- 2 Martay Mattox, 2013
- 2 Mark Hogan, 2013

CAREER

1. 10 Terrance Winchester, 2013-16
2. 4 Daquan Lucas, 2013-15
- 4 Greg Cunningham Jr., 2013-15
4. 3 Kedrick Davis, 2016
- 3 Ed Rolle, 2016
- 3 Tank Norman, 2013-15
- 3 Desmond Cooper, 2014-14
8. 2 Ben DeLuca, 2016
- 2 Anthony Covington, 2015-16
- 2 Branden Dozier, 2014-15
- 2 Dustin Crouser, 2014
- 2 Martay Mattox, 2013
- 2 Mark Hogan, 2013

INTERCEPTION RETURN YARDS

GAME

1. 70 Caleb Clayton-Molby at Morehead State, 11/23/13 (TD)
2. 48 Anthony Covington vs Rice, 11/12/16
- 48 Prince Mayela vs. Johnson C. Smith, 9/6/14 (TD)
4. 41 Terrance Winchester vs. Rice, 11/12/16 (TD)
5. 39 Branden Dozier at Gardner-Webb, 10/4/14 (TD)
6. 33 Greg Cunningham Jr. vs. #25 Charleston Southern, 9/27/14
- 33 Dustin Crouser at Elon, 9/20/14
8. 32 Mark Hogan vs. Campbell, 8/31/13 (TD)
- 29 Daquan Lucas at Southern Miss, 11/5/16
10. 28 Tank Norman vs. Florida Atlantic, 9/26/15 (TD)

SEASON

1. 70 Caleb Clayton-Molby, 2013
2. 53 Martay Mattox, 2013
3. 49 Mark Hogan, 2013
4. 48 Anthony Covington, 2016
- 48 Prince Mayela, 2014
6. 42 Greg Cunningham Jr., 2014
7. 41 Terrance Winchester, 2016
8. 39 Branden Dozier, 2014
9. 38 Dustin Crouser, 2014

CAREER

1. 70 Caleb Clayton-Molby, 2013-15
2. 53 Martay Mattox, 2013
3. 49 Mark Hogan, 2013
4. 48 Prince Mayela, 2013-15



GRIT	OPPORTUNITY	LEADERSHIP	DETERMINATION
5. 44 Anthony Covington, 2015-16		2 Jalen Holt, 2013-15	
6. 42 Greg Cunningham Jr., 2013-15		2 Mark Hogan, 2013	
7. 41 Terrance Winchester, 2013-16		2 Devon Johnson, 2013; 2015	
		2 Daquan Lucas, 2013-15	
		2 Daquavius Reid, 2013-15	
		2 Terrance Winchester, 2013-15	
INTERCEPTION RETURN TDS		FUMBLE RETURN YARDS	
GAME		GAME	
1. 1 Terrance Winchester vs. Rice, 11/12/16 (41 yds)		1. 59 Ben DeLuca vs. Elon, 9/10/16 (TD)	
1 Tank Norman vs. Florida Atlantic, 9/26/15 (28 yds)		2. 52 Branden Dozier at North Carolina Central, 9/13/14 (TD)	
1 Branden Dozier at Gardner-Webb, 10/4/14 (39 yds)		3. 43 Terrance Winchester at Georgia State, 9/4/15 (TD)	
1 Prince Mayela vs. Johnson C. Smith, 9/6/14 (48 yds)		4. 7 Zeb Little vs. Campbell, 8/31/13	
1 Caleb Clayton-Molby at Morehead State, 11/23/13 (70 yds)		7 Micah Bryan vs. Chowan, 9/7/13	
1 Mark Hogan vs. Campbell, 8/31/13 (32 yds)			
SEASON		SEASON	
1. 1 Terrance Winchester, 2016		1. 59 Ben DeLuca, 2016	
1 Tank Norman, 2015		2. 52 Branden Dozier, 2014	
1 Branden Dozier, 2014		3. 43 Terrance Winchester, 2015	
1 Prince Mayela, 2014		4. 7 Micah Bryan, 2013	
1 Caleb Clayton-Molby, 2013		7 Zeb Little, 2013	
1 Mark Hogan, 2013			
CAREER		CAREER	
1. 1 Terrance Winchester, 2016		1. 59 Ben DeLuca, 2016	
1 Caleb Clayton-Molby, 2013-15		1. 52 Branden Dozier, 2014-15	
1 Branden Dozier, 2014-15		2. 43 Terrance Winchester, 2013-16	
1 Prince Mayela, 2013-15		3. 7 Micah Bryan, 2013	
1 Tank Norman, 2013-15		7 Zeb Little, 2013	
1 Mark Hogan, 2013			
FORCED FUMBLES		FUMBLE RETURN TDS	
GAME		GAME	
1. 1 47 times		1. 1 Anthony Covington at Louisville, 9/1/16 (0 yds)	
SEASON		SEASON	
1. 4 Caleb Clayton-Molby, 2013		1 Ben DeLuca vs. Elon, 9/10/16 (59 yds)	
2. 3 Desmond Floyd, 2015		1 Juwan Foggie at UTSA, 11/26/16 (3 yds)	
3 Desmond Cooper, 2014		1 Terrance Winchester at Georgia State, 9/4/15 (43 yds)	
3 Dustin Crouser, 2014		1 Branden Dozier at North Carolina Central, 9/13/14 (52 yd)	
5. 2 Seven Players (B. Banks, 2016)			
CAREER		CAREER	
1. 6 Caleb Clayton-Molby, 2013-15		1. 1 Anthony Covington, 2015-16	
2. 3 Desmond Cooper, 2013-14		1 Ben DeLuca, 2016	
3 Dustin Crouser, 2014		1 Juwan Foggie, 2016	
3 Desmond Floyd, 2015		1 Terrance Winchester, 2015	
5. 2 Nick Cook, 2014-15		1 Branden Dozier, 2014	
2 Zach Duncan, 2015			
2 Daquan Lucas, 2013-15		SAFETY RECORDED	
2 Devin Pearson,, 2013, 2015		GAME	
2 Nico Alcalde, 2013-14		1. 1 Terry Caldwell vs. Chowan, 9/7/13	
2 Mark Pettit, 2013-14		1 Alex Petzke vs. #24/#25 Gardner-Webb, 10/5/13	
FUMBLES RECOVERED		SEASON	
GAME		SEASON	
1. 1 44 times (7 in 2016)		1. 1 Terry Caldwell, 2013	
SEASON		1 Alex Petzke, 2013	
1. 3 Caleb Clayton-Molby, 2013		CAREER	
2. 2 Daquavius Reid, 2015		1. 1 Terry Caldwell, 2013	
2 Terrance Winchester, 2015		1 Alex Petzke, 2013	
2 Branden Dozier, 2014			
2 Mark Hogan, 2013		Caleb Clayton-Molby	
2 Terry Caldwell, 2013		<i> Holds season and</i>	
2 Devon Johnson, 2013		<i> career records for fumbles forced and fumbles</i>	
CAREER		<i> recovered</i>	
1. 5 Caleb Clayton-Molby, 2013-15			
2. 3 Greg Cunningham Jr., 2013-15			
3. 2 Brandon Banks, 2013-16			
2 Terry Caldwell, 2013			
2 Branden Dozier, 2014-15			





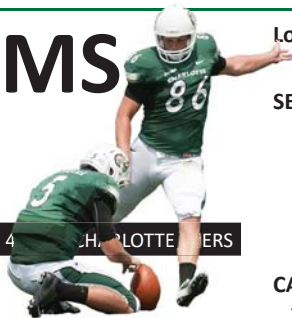
GRIT

OPPORTUNITY

LEADERSHIP

DETERMINATION

SPECIAL TEAMS RECORDS



Lowest:

.000 (0-3) Blake Brewer at Rice, 11/28/15

SEASON

- .720 Blake Brewer (18-25 FG), 2014
- .714 Stephen Muscarello (5-7 FG), 2016
- .667 Blake Brewer (4-6 FG), 2016
- .600 Blake Brewer (9-15 FG), 2013
- .519 Blake Brewer (14-27 FG), 2015

CAREER

- .616 Blake Brewer (45-73 FG), 2013-16

FIELD GOALS MISSED

GAME

- 3 Blake Brewer at Rice (0-3 FG), 11/28/15

SEASON

- 13 Blake Brewer (14-27 FG), 2015
- 7 Blake Brewer (18-25 FG), 2014
- 6 Blake Brewer (9-15 FG), 2013

CAREER

- 28 Blake Brewer (45-73 FG), 2013-16

FIELD GOALS BLOCKED

GAME

- 1 Blake Brewer, five games
(Last: vs. Middle Tennessee, 57 yds), 11/19/16
- 1 Stephen Muscarello at Marshall, 35 yds), 10/22/16

SEASON

- 3 Blake Brewer, 2013
- 1 Blake Brewer, 2016
- 1 Stephen Muscarello, 2016
- 1 Blake Brewer, 2015
- 0 Blake Brewer, 2014

CAREER

- 5 Blake Brewer, 2013-16
- 1 Stephen Muscarello, 2013-16

PAT MADE

GAME

- 7 Blake Brewer at Morehead State (7-7 PAT)
- 6 Blake Brewer vs. Morehead State (6-6 PAT), 11/22/14
- 6 Blake Brewer at The Citadel (6-6 PAT), 10/11/14
- 6 Blake Brewer vs. Chowan (6-6 PAT)
- 6 Blake Brewer at Presbyterian (6-6 PAT)
- 6 Blake Brewer vs. #24/#25 Gardner-Webb (6-6 PAT), 10/5/13

SEASON

- 46 Blake Brewer (46-49), 2014
- 42 Blake Brewer (42-43), 2013
- 24 Blake Brewer (24-24), 2015
- 19 Stephen Muscarello (19-23), 2016
- 14 Blake Brewer (14-15), 2016

CAREER

- 126 Blake Brewer (126-131), 2013-16
- 20 Stephen Muscarello (20-24), 2013-16

PAT ATTEMPTS

GAME

- 7 Blake Brewer at Morehead State (7-7 PAT)
- 6 Stephen Muscarello vs. Elon (5-6 PAT), 9/10/16
- 6 Blake Brewer vs. Morehead State (6-6 PAT), 11/22/14
- 6 Blake Brewer at The Citadel (6-6 PAT), 10/11/14
- 6 Blake Brewer vs. Chowan (6-6 PAT)
- 6 Blake Brewer at Presbyterian (6-6 PAT)
- 6 Blake Brewer vs. #24/#25 Gardner-Webb (6-6 PAT), 10/5/13

CHARLOTTE 49ERS CHARLOTTE 49ERS CHARLOTTE 49ERS CHARLOTTE 49ERS CHARLOTTE 49ERS

POINTS (Kicking Game)

GAME

- 14 Blake Brewer (3-3 FG; 5-5 PAT) vs. Johnson C. Smith, 9/6/14
- 14 Blake Brewer vs. Campbell (3-3 FG; 5-5 PAT), 8/31/13
- 13 Blake Brewer at Morehead State (2-2 FG; 7-7 PAT)
- 12 Blake Brewer at The Citadel, 10/11/14 (2-2 FG; 6-6 PAT)
- 11 Blake Brewer at Georgia State, 9/4/15 (3-3 FG; 2-2 PAT)
- 11 Blake Brewer vs. #25 Chas. Southern, 9/27/14 (2-3FG; 5-5 PAT)

SEASON

- 100 Blake Brewer (18-25 FG; 46-49 PAT), 2014
- 69 Blake Brewer (9-15 FG; 42-43 PAT), 2013
- 66 Blake Brewer (14-27 FG; 24-24 PAT), 2015
- 34 Stephen Muscarello (5-7 FG; 19-23 PAT), 2016
- 26 Blake Brewer (4-6 FG; 14-15 PAT), 2016

CAREER

- 261 Blake Brewer (45-73 FG; 126-131 PAT), 13-16
- 41 Stephen Muscarello (7-9 FG; 20-24 PAT), 13-16

FIELD GOALS MADE

GAME

- 3 Blake Brewer at Georgia State (3-3 FG), 9/4/15
- 3 Blake Brewer vs. Johnson C. Smith (3-3 FG), 9/6/14
- 3 Blake Brewer vs. Campbell (3-3 FG), 8/31/13
- 2 Blake Brewer, 11 times
- 2 Stephen Muscarello, three times

SEASON

- 18 Blake Brewer (18-25 FG), 2014
- 14 Blake Brewer (14-27 FG), 2015
- 9 Blake Brewer (9-15 FG), 2013
- 5 Stephen Muscarello (5-7 FG), 2016
- 4 Blake Brewer (4-6 FG), 2016

CAREER

- 45 Blake Brewer (45-73 FG), 2013-16
- 7 Stephen Muscarello (7-9 FG), 13-16

FIELD GOALS ATTEMPTED

GAME

- 4 Blake Brewer vs. UTSA (2-4 FG), 11/14/15
- 3 Blake Brewer, 13 times
- 3 Stephen Muscarello vs. Eastern Michigan, 9/17/16

SEASON

- 27 Blake Brewer (14-27 FG), 2015
- 25 Blake Brewer (18-25 FG), 2014
- 15 Blake Brewer (9-15 FG), 2013
- 7 Stephen Muscarello (5-7 FG), 2016
- 6 Blake Brewer (4-6 FG), 2016

CAREER

- 73 Blake Brewer (41-67 FG), 2013-16
- 9 Stephen Muscarello (2-2 FG), 13-16

FIELD GOAL PCT.

GAME

- 1.000 (3-3) Blake Brewer at Georgia State, 9/4/15
- 1.000 (3-3) Blake Brewer vs. Johnson C. Smith, 9/6/14
- 1.000 (3-3) Blake Brewer vs. Campbell, 8/31/13



GRIT	OPPORTUNITY	LEADERSHIP	DETERMINATION
<p>SEASON</p> <ol style="list-style-type: none"> 49 Blake Brewer (46-49), 2014 43 Blake Brewer (42-43), 2013 24 Blake Brewer (24-24), 2015 23 Stephen Muscarello (19-23), 2016 15 Blake Brewer (14-15), 2016 		<p>PUNT YARDAGE</p> <p>GAME</p> <ol style="list-style-type: none"> 424 Arthur Hart at Louisville, 9/1/16 379 Arthur Hart vs. FAU, 9/26/15 345 Arthur Hart vs. Southern Miss, 10/24/15 344 Arthur Hart at UTSA, 11/26/16 315 Arthur Hart at Middle Tennessee, 9/19/15 	
<p>CAREER</p> <ol style="list-style-type: none"> 131 Blake Brewer (126-131), 2013-16 24 Stephen Muscarello (20-24), 2013-16 		<p>SEASON</p> <ol style="list-style-type: none"> 2895 Arthur Hart, 2015 2664 Arthur Hart, 2016 2058 Brandon Strupp, 2013 1741 Arthur Hart, 2014 259 Hayden Pezzoni, 2016 	
<p>PAT PCT.</p> <p>GAME</p> <ol style="list-style-type: none"> 1.000 (7-7) Blake Brewer at Morehead State, 11/23/13 1.000 (6-6) Blake Brewer vs. Morehead State, 11/22/14 1.000 (6-6) Blake Brewer at The Citadel, 10/11/14 1.000 (6-6) Blake Brewer vs. Chowan, 9/7/13 1.000 (6-6) Blake Brewer at Presbyterian, 9/28/13 1.000 (6-6) Blake Brewer vs. #24/#25 Gardner-Webb, 10/5/13 <p>Lowest : .500 (1-2) Blake Brewer vs. North Carolina Central, 9/14/13</p>		<p>CAREER</p> <ol style="list-style-type: none"> 7300 Arthur Hart, 2014-16 2058 Brandon Strupp, 2013 305 Hayden Pezzoni, 2013-16 	
<p>SEASON</p> <ol style="list-style-type: none"> 1.000 Blake Brewer (24-24), 2015 .977 Blake Brewer (42-43), 2013 .939 Blake Brewer (46-49), 2014 .933 Blake Brewer (14-15), 2016 .826 Stephen Muscarello (19-23), 2016 		<p>PUNT AVERAGE</p> <p>GAME</p> <ol style="list-style-type: none"> 48.0 Arthur Hart vs. Eastern Michigan, 9/17/16 47.4 Arthur Hart vs. FAU, 9/26/15 44.0 Arthur Hart vs. Wesley, 11/15/14 43.3 Arthur Hart vs. Elon, 9/10/16 42.8 Arthur Hart at North Carolina Central, 9/13/14 	
<p>CAREER</p> <ol style="list-style-type: none"> .962 Blake Brewer (126-131), 2013-16 .833 Stephen Muscarello (20-24), 2013-16 		<p>SEASON</p> <ol style="list-style-type: none"> 39.2 Arthur Hart, 2016 38.6 Arthur Hart, 2015 38.1 Brandon Strupp, 2013 36.3 Arthur Hart, 2014 	
<p>PAT MISSED</p> <p>GAME</p> <ol style="list-style-type: none"> 1 Blake Brewer, five times (Last: 2-3 PAT vs. MT, 11/19/16) 1 Stephen Muscarello, four times (Last: 2-3 PAT vs. FIU, 10/15/16) 		<p>CAREER</p> <ol style="list-style-type: none"> 38.2 Arthur Hart, 2014-16 38.1 Brandon Strupp, 2013 	
<p>SEASON</p> <ol style="list-style-type: none"> 4 Stephen Muscarello, 2016 3 Blake Brewer, 2014 <p>Fewest: 0, Blake Brewer, 2015</p>		<p>PUNTS INSIDE THE 20</p> <p>GAME</p> <ol style="list-style-type: none"> 4 Arthur Hart vs. Elon, 9/10/16 4 Arthur Hart vs. Marshall, 10/31/15 3 Arthur Hart, four times (twice in 2016) 3 Brandon Strupp, twice (twice in 2013) 	
<p>CAREER</p> <ol style="list-style-type: none"> 5 Blake Brewer, 2013-16 4 Stephen Muscarello, 2013-16 		<p>SEASON</p> <ol style="list-style-type: none"> 20 Arthur Hart, 2015 19 Arthur Hart, 2016 16 Brandon Strupp, 2013 	
<p>PAT BLOCKED</p> <ol style="list-style-type: none"> 1 Stephen Muscarello vs. FIU, 10/15/16 		<p>CAREER</p> <ol style="list-style-type: none"> 49 Arthur Hart, 2014-16 16 Brandon Strupp, 2013 4 Hayden Pezzoni, 2013-16 	
<p>PUNTS</p> <p>GAME</p> <ol style="list-style-type: none"> 11 Arthur Hart at Louisville, 9/1/16 9 Arthur Hart vs. Southern Miss, 10/24/15 8 Arthur Hart at Middle Tennessee, 9/19/15 8 Arthur Hart vs. FAU, 9/26/15 8 Arthur Hart at Kentucky, 11/21/15 8 Brandon Strupp at James Madison, 9/21/13 		<p>PUNTS FAIR CATCHES</p> <p>GAME</p> <ol style="list-style-type: none"> 6 Arthur Hart at UTSA, 11/26/16 4 Seven times (Hart 6 in 2015; Strupp 1 in 2013) 	
<p>SEASON</p> <ol style="list-style-type: none"> 75 Arthur Hart, 2015 68 Arthur Hart, 2016 54 Brandon Strupp, 2013 48 Arthur Hart, 2014 8 Hayden Pezzoni, 2016 1 Hayden Pezzoni, 2014 		<p>SEASON</p> <ol style="list-style-type: none"> 37 Arthur Hart, 2015 18 Arthur Hart, 2016 14 Arthur Hart, 2014 	
<p>CAREER</p> <ol style="list-style-type: none"> 191 Arthur Hart, 2014-16 54 Brandon Strupp, 2013 9 Hayden Pezzoni, 2013-16 		<p>CAREER</p> <ol style="list-style-type: none"> 69 Arthur Hart, 2014-16 13 Brandon Strupp, 2013 	



GRIT	OPPORTUNITY	LEADERSHIP	DETERMINATION
<p>PUNT TOUCHBACKS</p> <p>GAME</p> <ol style="list-style-type: none"> 2 Arthur Hart at Louisville, 9/1/16 2 Arthur Hart vs. FAU, 9/26/15 <p>SEASON</p> <ol style="list-style-type: none"> 4 Arthur Hart, 2016 3 Arthur Hart, 2015 3 Brandon Strupp, 2013 <p>CAREER</p> <ol style="list-style-type: none"> 8 Arthur Hart, 2014-16 3 Brandon Strupp, 2013 <p>PUNTS OF 50+</p> <p>GAME</p> <ol style="list-style-type: none"> 2 Arthur Hart at Louisville, 9/1/16 2 Arthur Hart vs. Elon, 9/10/16 2 Arthur Hart vs. Middle Tennessee, 11/19/16 2 Arthur Hart vs. FAU, 9/26/15 2 Arthur Hart at North Carolina Central, 9/13/14 2 Arthur Hart at Campbell, 8/28/14 <p>SEASON</p> <ol style="list-style-type: none"> 8 Arthur Hart, 2016 6 Arthur Hart, 2015 6 Brandon Strupp, 2013 <p>CAREER</p> <ol style="list-style-type: none"> 19 Arthur Hart, 2014-16 6 Brandon Strupp, 2013 <p>PUNT BLOCKED</p> <p>GAME</p> <ol style="list-style-type: none"> 1 Arthur Hart vs. Temple, 10/2/15 <p>SEASON</p> <ol style="list-style-type: none"> 1 Arthur Hart, 2015 <p>CAREER</p> <ol style="list-style-type: none"> 1 Arthur Hart, 2014-16 <p>KICKS</p> <p>GAME</p> <ol style="list-style-type: none"> 11 Blake Brewer at Morehead State 10 Blake Brewer vs. Johnson C. Smith, 9/6/14 9 Blake Brewer at The Citadel, 10/11/14 9 Blake Brewer vs. Campbell 9 Blake Brewer vs. #24/#25 Gardner-Webb <p>SEASON</p> <ol style="list-style-type: none"> 77 Blake Brewer, 2014 66 Blake Brewer, 2013 60 Blake Brewer, 2016 <p>CAREER</p> <ol style="list-style-type: none"> 252 Blake Brewer, 2013-16 2 Stephen Muscarello, 2013-15 1 Hayden Pezzoni, 2013-16 <p>KICK YARDAGE</p> <p>GAME</p> <ol style="list-style-type: none"> 629 Blake Brewer vs. Johnson C. Smith, 9/6/14 574 Blake Brewer at Morehead State 571 Blake Brewer at The Citadel, 10/11/14 <p>SEASON</p> <ol style="list-style-type: none"> 4706 Blake Brewer, 2014 3964 Blake Brewer, 2013 3543 Blake Brewer, 2016 <p>CAREER</p> <ol style="list-style-type: none"> 15,229 Blake Brewer, 2013-16 119 Stephen Muscarello, 2013-16 	<p>KICK AVERAGE</p> <p>GAME</p> <ol style="list-style-type: none"> 67.9 Blake Brewer vs. Presbyterian, 9/12/15 64.5 Blake Brewer at James Madison 64.0 Blake Brewer vs. UNC Pembroke <p>SEASON</p> <ol style="list-style-type: none"> 61.6 Blake Brewer, 2015 61.1 Blake Brewer, 2014 60.1 Blake Brewer, 2013 <p>CAREER</p> <ol style="list-style-type: none"> 60.4 Blake Brewer, 2013-16 <p>KICK TOUCHBACKS</p> <p>GAME</p> <ol style="list-style-type: none"> 4 Blake Brewer at The Citadel, 10/11/14 4 Blake Brewer vs. Johnson C. Smith, 9/6/14 3 Blake Brewer at Southern Miss, 11/5/16 3 Blake Brewer at Old Dominion, 10/17/15 <p>SEASON</p> <ol style="list-style-type: none"> 13 Blake Brewer, 2015 11 Blake Brewer, 2016 11 Blake Brewer, 2014 8 Blake Brewer, 2013 <p>CAREER</p> <ol style="list-style-type: none"> 43 Blake Brewer, 2013-16 <p>KICKS OUT OF BOUNDS</p> <p>GAME</p> <ol style="list-style-type: none"> 1 Blake Brewer vs. #24/#25 Gardner-Webb <p>SEASON</p> <ol style="list-style-type: none"> 1 Blake Brewer, 2013 0 Blake Brewer, 2016 0 Blake Brewer, 2015 0 Blake Brewer, 2014 <p>CAREER</p> <ol style="list-style-type: none"> 1 Blake Brewer, 2013-16 <p>KICK AVERAGE YARDLINE</p> <p>SEASON</p> <ol style="list-style-type: none"> 25 Blake Brewer, 2014 27 Blake Brewer, 2015 27 Blake Brewer, 2013 <p>KICKOFF RETURNS</p> <p>GAME</p> <ol style="list-style-type: none"> 9 Damarrell Alexander vs. Coastal Carolina, 11/8/14 8 Chris Montgomery at Temple, 9/24/16 8 Anthony Covington at Old Dominion, 10/17/15 <p>SEASON</p> <ol style="list-style-type: none"> 43 Chris Montgomery, 2016 27 Anthony Covington, 2015 23 Mikel Hunter, 2013 20 Damarrell Alexander, 2014 15 Martay Mattox, 2013 <p>CAREER</p> <ol style="list-style-type: none"> 68 Chris Montgomery, 2014-16 33 Anthony Covington, 2015-16 23 Mikel Hunter, 2013 22 Damarrell Alexander, 2013-14 15 Martay Mattox, 2013 		



GRIT	OPPORTUNITY	LEADERSHIP	DETERMINATION
<p>KICKOFF RETURN YARDAGE</p> <p>GAME</p> <ol style="list-style-type: none"> 220 Damarrell Alexander vs. Coastal Carolina, 11/8/14 169 Anthony Covington at Old Dominion, 10/17/15 145 Chris Montgomery vs. James Madison, 10/25/14 141 Chris Montgomery at Temple, 9/24/16 125 Chris Montgomery vs. FIU, 10/15//16 119 Mikel Hunter vs. #24/#25 Gardner-Webb 111 Mikel Hunter at Coastal Carolina <p>SEASON</p> <ol style="list-style-type: none"> 845 Chris Montgomery, 2016 545 Anthony Covington, 2015 501 Mikel Hunter, 2013 457 Damarrell Alexander, 2014 263 Chris Montgomery, 2015 254 Martay Mattox, 2013 237 Chris Montgomery, 2014 <p>CAREER</p> <ol style="list-style-type: none"> 1345 Chris Montgomery, 2014-16 691 Anthony Covington, 2015-16 501 Mikel Hunter, 2013 489 Damarrell Alexander, 2013-14 254 Martay Mattox, 2013 <p>KICKOFF RETURN AVERAGE</p> <p>GAME</p> <ol style="list-style-type: none"> 64.0 Justin Bridges-Thompson (64 yds; 1 ret.) at Morehead State 53.0 Mikel Hunter (106 yds; 2 ret.) vs. Chowan 48.0 Uriah LeMay (48 yds; 1 ret.) at Middle Tennessee, 9/19/15 40.0 Kalif Phillips (40 yds; 1 ret.) vs. UNC Pembroke <p>SEASON</p> <ol style="list-style-type: none"> 24.3 Anthony Covington, 2016 (6 ret.; 146 yds) 22.9 Damarrell Alexander, 2014 21.8 Mikel Hunter, 2013 20.2 Anthony Covington, 2015 20.2 Chris Montgomery, 2015 <p>CAREER</p> <ol style="list-style-type: none"> 22.2 Damarrell Alexander, 2013-14 21.8 Mikel Hunter, 2013 20.9 Anthony Covington, 2015-16 19.8 Chris Montgomery, 2014-16 16.9 Martay Mattox, 2013 <p>KICKOFF RETURN TD</p> <p>GAME</p> <ol style="list-style-type: none"> 1 Uriah LeMay at Middle Tennessee, 2015 1 Damarrell Alexander vs. Coastal Carolina, 2014 1 Mikel Hunter vs. Chowan, 2013 <p>SEASON</p> <ol style="list-style-type: none"> 1 Uriah LeMay, 2015 1 Damarrell Alexander, 2014 1 Mikel Hunter, 2013 <p>CAREER</p> <ol style="list-style-type: none"> 1 Uriah LeMay, 2015 1 Damarrell Alexander, 2013-14 1 Mikel Hunter, 2013 	<p>PUNT RETURNS</p> <p>GAME</p> <ol style="list-style-type: none"> 7 Corey Nesmith Jr. at Campbell, 8/28/14 4 Austin Duke vs. Elon, 9/10/16 4 Mikel Hunter vs. Wesley College <p>SEASON</p> <ol style="list-style-type: none"> 18 Corey Nesmith Jr., 2014 15 Mikel Hunter, 2013 14 Ardy Holmes, 2015 11 Ardy Holmes, 2014 10 Austin Duke, 2016 <p>CAREER</p> <ol style="list-style-type: none"> 25 Ardy Holmes, 2013-15 22 Corey Nesmith Jr., 2013-15 17 Austin Duke, 2013-16 15 Mikel Hunter, 2013 <p>PUNT RETURN YARDAGE</p> <p>GAME</p> <ol style="list-style-type: none"> 43 Ardy Holmes vs. #25 Charleston Southern, 9/27/14 33 Corey Nesmith Jr. vs. Johnson C. Smith, 9/6/14 31 Mikel Hunter vs. Wesley College 28 Ardy Holmes vs. Southern Miss, 10/24/15 26 Ardy Holmes vs. Johnson C. Smith, 9/6/14 <p>SEASON</p> <ol style="list-style-type: none"> 124 Corey Nesmith Jr., 2014 81 Ardy Holmes, 2014 71 Mikel Hunter, 2013 53 Ardy Holmes, 2015 28 Corey Nesmith Jr., 2015 <p>CAREER</p> <ol style="list-style-type: none"> 161 Corey Nesmith Jr., 2013-15 134 Ardy Holmes, 2013-15 71 Mikel Hunter, 2013 62 Austin Duke, 2013-16 <p>PUNT RETURN AVERAGE</p> <p>GAME</p> <ol style="list-style-type: none"> 24.0 Corey Nesmith Jr. at Middle Tennessee, 9/19/15 22.0 Austin Duke at Charleston Southern 21.0 Corey Nesmith Jr. vs. Morehead State, 11/22/14 19.0 Austin Duke at The Citadel, 10/11/14 14.3 Ardy Holmes vs. #25 Charleston Southern, 9/27/14 <p>SEASON</p> <ol style="list-style-type: none"> 7.4 Ardy Holmes, 2014 6.9 Corey Nesmith Jr., 2014 4.7 Mikel Hunter, 2013 <p>CAREER</p> <ol style="list-style-type: none"> 7.3 Corey Nesmith Jr., 2013-15 5.4 Ardy Holmes, 2013-15 4.7 Mikel Hunter, 2013 <p>PUNT RETURN TD</p> <p>GAME</p> <ol style="list-style-type: none"> 1 Ed Rolle at Southern Miss, 11/5/16 (rec'd block in end zone) <p>SEASON</p> <ol style="list-style-type: none"> 1 Ed Rolle, 2016 <p>CAREER</p> <ol style="list-style-type: none"> 1 Ed Rolle, 2016 		



GRIT	OPPORTUNITY	LEADERSHIP	DETERMINATION
------	-------------	------------	---------------

TEAM RECORDS

SINGLE GAME

CHARLOTTE 49ERS CHARLOTTE 49ERS

TEAM GAME SUPERLATIVES

Most Points

- 61 at Morehead State (W, 61-17), 2013
 - 56 at the Citadel (L, 56-63 2ot), 2014
 - 56 vs. Johnson C. Smith (W, 56-0), 2014
 - 53 vs. #24/#25 G-Webb (W, 53-51), 2013
 - 52 vs. Morehead State (W, 52-14), 2014
 - 52 vs. Campbell (W, 52-7), 2013
 - 47 vs. Elon (W, 47-14), 2016
 - 47 vs. Chowan (W, 47-7), 2013
 - 45 at Presbyterian (W, 45-21), 2013
- vs. FBS: 38 at Southern Miss (W, 38-27), 2016

Fewest Points

- 3 vs. Temple (L, 37-3), 2015
- 7 vs. Florida Atlantic (L, 17-7), 2015
- 7 at Rice (L, 27-7), 2015
- 7 at James Madison (L, 7-34), 2013
- 10 vs. Southern Miss (L, 44-10), 2015
- 10 vs. Marshall (L, 34-10), 2015
- 10 at Kentucky (L, 58-10), 2015
- 13 at Elon (L, 13-20), 2014
- 13 vs. NC Central (L, 13-40), 2013

Most Touchdowns

- 8 at Morehead State, 2013
 - 7 vs. Elon, 2016
 - 7 vs. Morehead State, 2014
 - 7 at The Citadel, 2014
 - 7 vs. #24/#25 Gardner-Webb, 2013
 - 6 vs. Johnson C. Smith, 2014
 - 6 vs. Campbell, 2013
 - 6 vs. Chowan, 2013
 - 6 at Presbyterian, 2013
- vs. FBS: 5, at Southern Miss, 2016
- Fewest: 0, vs. Temple, 2015

Most Touchdowns Rushing

- 6 at Morehead State, 2013
- 5 vs. Morehead State, 2014
- 4 at Old Dominion, 2015
- 4 at Campbell, 2014
- 4 vs. Johnson C. Smith, 2014

Most Touchdowns Passing/Receiving

- 5 vs. Chowan, 2013
- 5 vs. #24/#25 Gardner-Webb, 2013
- 4 vs. Elon, 2016
- 4 at The Citadel, 2014
- 3 at Florida Atlantic, 2013
- 3 vs. Presbyterian, 2015

- 3 at FIU, 2015
- 3 vs. UTSA, 2015
- 3 vs. Campbell, 2013
- 3 at Presbyterian, 2013
- 3 vs. UNC Pembroke, 2013

Most Players with a Touchdown

- 6 vs. Elon, 2016
(Washington, Ford, Hoffman, Bolus, Duke, DeLuca)
- 6 vs. Campbell, 2013
(Hogan, Bolus, Duke, Phillips, Bostick, Nesmith Jr.)
- 6 at Morehead State, 2013
(Crawford, Phillips, Barnwell, Clayton-Molby, Johnson, Alexander)

Most Players with a Rushing Touchdown

- 4 at Morehead State, 2013
(Phillips, Barnwell, Johnson, Alexander)
- 3 at Southern Miss, 2016
(Klugh, Washington, Montgomery)
- 3 at Old Dominion, 2015
(Phillips, 2, Buie, Johnson)
- 3 at The Citadel, 2014
(Duke, Phillips, M. Thomas)
- 3 at Coastal Carolina, 2013
(Johnson, Barnwell, Phillips)

Most Players with a Receiving Touchdown

- 4 vs. Elon, 2016
(Ford, Hoffman, Bolus, Duke)
- 4 vs. Chowan, 2013
(Duke, Phillips, Bostick, Nesmith Jr.)

Most Players with a Passing Touchdown

- 3 at FIU, 2015
(Barden, Johnson, McNeill)

Total Offense Plays

- 106 vs. Old Dominion, 2015
 - 106 vs. North Carolina Central, 2013
 - 95 vs. Middle Tennessee, 2016
 - 89 vs. #24/#25 Gardner-Webb, 2013
 - 88 at The Citadel, 2014
 - 86 at Georgia State, 2015
 - 86 at FIU, 2015
 - 85 vs. Old Dominion, 2016
 - 84 at James Madison, 2014
 - 84 at Coastal Carolina, 2013
- Lowest: 58, at Rice, 2015

Total Offense

- 684 at The Citadel, 2014
 - 586 vs. #24/#25 Gardner-Webb, 2013
 - 580 at Morehead State, 2013
 - 573 vs. Charleston Southern, 2014
 - 566 vs. James Madison, 2014
 - 546 vs. Johnson C. Smith, 2014
 - 536 at Old Dominion, 2015
 - 533 vs. North Carolina Central, 2013
 - 506 vs. Elon, 2016
 - 505 at Presbyterian, 2013
 - 501 at Coastal Carolina, 2013
- Lowest: 200, vs. Florida Atlantic, 2015

Total Offense/Play

- 9.0 vs. Charleston Southern, 2014
- 8.8 at Morehead State, 2013
- 8.3 vs. Johnson C. Smith, 2014

- 8.2 vs. Morehead State, 2014
 - 7.7 at The Citadel, 2014
- Lowest: 2.4, vs. Florida Atlantic, 2015
- Hi vs. FBS: 6.8 at Florida Atlantic, 2016

Rushing Attempts

- 70 at Old Dominion, 2015
 - 54 at Georgia State, 2015
 - 54 vs. UTSA, 2015
 - 52 at Coastal Carolina, 2013
 - 50 at Marshall, 2016
 - 50 vs. North Carolina Central, 2013
 - 49 Old Dominion, 2016
 - 49 vs. FAU, 2015
 - 49 at North Carolina Central, 2014
- Fewest: 19, at UTSA, 2016

Yards Rushing

- 439 at Morehead State, 2013
 - 326 at The Citadel, 2014
 - 309 at Old Dominion, 2015
 - 303 at Southern Miss, 2016
 - 300 vs. Morehead State, 2014
 - 300 at North Carolina Central, 2014
 - 281 at Coastal Carolina, 2013
 - 268 vs. Charleston Southern, 2014
 - 264 at Campbell, 2014
- Lowest: 8, at UTSA, 2016

Rushing yards/rush

- 10.4 at Morehead State, 2013
 - 8.8 vs. Morehead State, 2014
 - 7.2 vs. Charleston Southern, 2014
 - 7.1 at The Citadel, 2014
 - 6.6 at Southern Miss, 2016
 - 6.6 vs. Elon, 2016
 - 6.6 at Campbell, 2014
- Lowest: 0.4 at UTSA, 2016

Pass Completions

- 38 vs. North Carolina Central, 2013
 - 28 vs. James Madison, 2014
 - 27 vs. #24/#25 Gardner-Webb, 2013
 - 25 at FIU, 2015
 - 25 vs. UNC Pembroke, 2013
 - 24 vs. Elon, 2016
 - 24 at Old Dominion, 2015
 - 24 vs. Chowan, 2013
 - 23 vs. Eastern Michigan, 2016
 - 22 vs. Middle Tennessee, 2016
 - 22 at The Citadel, 2014
- Fewest: 11, four times

Pass Attempts

- 56 vs. North Carolina Central, 2013
 - 50 vs. Middle Tennessee, 2016
 - 46 vs. #24/#25 Gardner-Webb, 2013
 - 45 vs. James Madison, 2014
 - 44 vs. Eastern Michigan, 2016
 - 44 at UTSA, 2016
 - 43 at The Citadel, 2014
 - 42 at Temple, 2016
 - 42 at Elon, 2014
- Fewest: 17, at Florida Atlantic, 2016



TEAM SINGLE GAME

CHARLOTTE 49ERS CHARLOTTE 49ERS

Pass Completion Pct.

- 1. .824 at Florida Atlantic (14-17), 2016
 - 2. .774 vs. Chowan (24-31), 2013
 - 3. .708 vs. Johnson C. Smith (17-24), 2014
 - 4. .706 vs. Elon (24-34), 2016
 - 5. .700 vs. Wesley (21-30), 2014
- Lowest: .324, vs. Florida Atlantic (11-34), 2015

Yards Passing/Receiving

- 1. 381 vs. Johnson C. Smith, 2014
 - 2. 361 vs. James Madison, 2014
 - 3. 358 at The Citadel, 2014
 - 4. 342 vs. North Carolina Central, 2013
 - 5. 342 vs. #24/#25 Gardner-Webb, 2013
 - 6. 305 vs. Charleston Southern, 2014
- Lowest: 87, at Kentucky, 2015

Yards Receiving/Catch

- 1. 22.4 vs. Johnson C. Smith, 2014
 - 2. 21.2 at Gardner-Webb, 2014
 - 2. 19.1 vs. Charleston Southern, 2014
 - 4. 17.9 at Presbyterian, 2013
 - 5. 17.5 vs. Morehead State, 2014
- Lowest: 7.4, vs. Marshall, 2015
Hi vs. FBS: 16.2 vs. UTSA, 2015

Most First Downs

- 1. 36 at The Citadel, 2014
 - 2. 31 at Old Dominion, 2015
 - 31 vs. #24/#25 Gardner-Webb, 2013
 - 31 vs. North Carolina Central, 2013
 - 5. 30 at Coastal Carolina, 2013
- Fewest: 10, at UTSA, 2016

Turnovers Forced

- 1. 5 vs. FAU, 2015
 - 5 at James Madison, 2013
 - 5 vs. Chowan, 2013
 - 4. 4 vs. Campbell, 2013
 - 5. 3 Nine times (at GSU; vs. UTSA 2015)
- Fewest: 0, at #3/#6 Coastal Carolina

Fumbles Forced

- 1. 4 vs. FAU, 2015
- 4 at Old Dominion, 2015
- 3. 3 at Middle Tennessee, 2015
- 3 at The Citadel, 2014
- 3 Johnson C. Smith, 2014
- 3 vs. Chowan, 2013
- 3 at Morehead State, 2013

Fumbles Recovered

- 1. 3 vs. FAU, 2015
- 3 vs. North Carolina Central, 2013
- 3 at James Madison, 2013
- 4. 2 11 times (@UL, 2016)

Fumble Return Yards

- 1. 59 vs. Elon, 2016
- 2. 52 at North Carolina Central, 2014
- 3. 43 at Georgia State, 2015

- 4. 7 vs. Campbell, 2013
- 7 vs. Chowan, 2013

Fumble Return for TD

- 1. 1 at Louisville, 2016
- 1 vs. Elon, 2016
- 1 at UTSA, 2016
- 1 at Georgia State, 2015
- 1 at North Carolina Central, 2014

Interceptions

- 1. 3 at Southern Miss, 2016
- 3 vs. UTSA, 2015
- 3 vs. Morehead State, 2014
- 3 vs. Chowan, 2013
- 4. 2 13 times (v. Elon; v. FIU; v. Rice; v. MT, 2016)

Interception Return Yards

- 1. 89 vs. Rice, 2016
- 2. 70 at Morehead State, 2013
- 3. 48 vs. Johnson C. Smith, 2014
- 4. 44 at Gardner-Webb, 2014
- 5. 34 vs. Wesley, 2013
- 6. 33 vs. Charleston Southern, 2014
- 33 at Elon, 2013

Interception Return For TD

- 1. 1 vs. Rice, 2016
- 1 vs. FAU, 2015
- 1 at Gardner Webb, 2014
- 1 vs. Johnson C. Smith, 2014
- 1 vs. Campbell, 2013
- 1 at Morehead State, 2013

Turnovers Committed

- 1. 7 at Middle Tennessee, 2015
- 7 vs. FAU, 2015
- 7 vs. North Carolina Central, 2013
- 4. 5 at Georgia State, 2015
- 5. 4 at Elon, 2014
- 4 at James Madison, 2013
- 4 vs. UNC Pembroke, 2013

Fumbles Lost

- 1. 3 at Middle Tennessee, 2015
- 3 at Georgia State, 2015
- 3 vs. Wesley, 2014
- 3 vs. Coastal Carolina, 2014
- 3 at James Madison, 2013
- 3 vs. UNC Pembroke, 2013
- 7. 2 six times (2 in 2016: vs. ODU; vs. FIU)

Interceptions Thrown

- 1. 6 vs. FAU, 2015
- 2. 5 vs. North Carolina Central, 2013
- 3. 4 at Middle Tennessee, 2015
- 4. 3 vs. Southern Miss, 2015
- 3 at Elon, 2014

Two-Point Conversions

- 1. 1 vs. Middle Tennessee, 11/19/16 (pass)
- 1 at The Citadel, 10/11/14 (pass)
- 1 vs. Campbell, 8/31/13 (rush)
- 1 vs. UNC Pembroke, 10/12/13 (rush)
- 1 at Coastal Carolina, 11/2/13 (rush)

Two-Point Rush

- 1. 1 vs. Campbell, 8/31/13
- 1 vs. UNC Pembroke, 10/12/13
- 1 at Coastal Carolina, 11/2/13

Two-Point Pass/Reception

- 1. 1 vs. Middle Tennessee, 11/19/16
- 1 at The Citadel, 10/11/14

Defensive Extra Point

0

Tackles

- 1. 118 at James Madison, 2013
 - 2. 102 at The Citadel, 2014
 - 3. 101 at Coastal Carolina, 2013
 - 4. 99 vs. Elon, 9/10/16
 - 5. 97 at Campbell, 2014
 - 97 at Morehead State, 2013
 - 7. 96 vs. Wesley College, 2014
 - 8. 93 at Rice, 2015
 - 93 vs. Charleston Southern, 2014
 - 10. 90 vs. #24/#25 Gardner-Webb, 2013
 - 90 at Charleston Southern, 2013
- Fewest: 54, vs. North Carolina Central, 2013

Solo Tackles

- 1. 73 vs. Morehead State, 2014
 - 2. 72 vs. #24/#25 Gardner-Webb, 2013
 - 3. 68 vs. Coastal Carolina, 2014
 - 68 at The Citadel, 2014
 - 68 at Elon, 2014
 - 6. 67 vs. Middle Tennessee, 2015
 - 7. 66 vs. James Madison, 2014
 - 8. 65 vs. Charleston Southern, 2014
 - 9. 63 vs. UNC Pembroke, 2013
- Fewest: 28, v s. Old Dominion, 2016

Tackles For Loss

- 1. 17 vs. Chowan, 2013
 - 2. 14 vs. Presbyterian, 2015
 - 3. 13 vs. UTSA, 2015
 - 4. 12 vs. Morehead State, 2014
 - 12 vs. Johnson C. Smith, 2014
 - 6. 10 vs. Florida Atlantic 2015
 - 10 at Campbell, 2014
 - 8. 9 at Georgia State, 2015
 - 9 at James Madison, 2013
 - 10. 8 at Middle Tennessee, 2015
 - 8 at Kentucky, 2015
 - 8 at Gardner-Webb, 2014
 - 8 at North Carolina Central, 2014
 - 8 at Charleston Southern, 2013
- Fewest: 1, three times (2016: at UL; vs. ODU)

Tackles For Loss Yardage

- 1. 87 vs. Chowan, 2013
 - 2. 69 vs. UTSA, 2015
 - 3. 57 vs. Morehead State, 2014
 - 4. 50 vs. Presbyterian, 2015
 - 50 vs. Johnson C. Smith, 2014
 - 5. 42 vs. Gardner-Webb, 2013
 - 6. 41 at Campbell, 2014
 - 7. 40 at North Carolina Central, 2014
- Fewest: 1, at FIU, 2015

Sacks

- 1. 5 vs. UTSA, 2015
- 2. 4 at North Carolina Central, 2014
- 4 vs. Chowan, 2013
- 4 at Morehead State, 2013
- 5. 3 eight times (2016: @MU; USM; @UTSA)



TEAM SINGLE GAME

CHARLOTTE 49ERS CHARLOTTE 49ERS

Sack Yardage

- 34 vs. UTSA, 2015
34 at North Carolina Central, 2014
- 32 vs. Chowan, 2013
- 25 at Morehead State, 2013
- 22 at Middle Tennessee, 2015
22 vs. FAU, 2015

Safeties Recorded

- 1 vs. Chowan, 2013
1 vs. Gardner-Webb, 2013

Safeties allowed

- 1 at Charleston Southern, 2013

Quarterback hurries

- 12 vs. #24/#25 Gardner-Webb, 2013
- 11 vs. Rice, 11/12/16

Pass Breakups

- 8 vs. Southern Miss, 2015
8 vs. Marshall, 2015
8 vs. Wesley, 2014

Points (Kicking Game)

- 20 vs. Johnson C. Smith (5-5 FG; 5-5 PAT), 2014
- 14 vs. Campbell (3-3 FG; 5-5 PAT), 2013
- 13 at Morehead State (2-2 FG; 7-7 PAT), 2013
- 12 at The Citadel (2-2 FG; 6-6 PAT), 2014
- 11 at Georgia State (3-3 FG; 2-2 PAT), 2015
11 Charleston Southern (2-3 FG; 5-5 PAT), 2014

Field Goals Made

- 5 vs. Johnson C. Smith, 2014
- 3 at Georgia State, 2015
3 vs. Campbell, 2013

Field Goals Attempted

- 5 vs. Johnson C. Smith, 2014
- 4 vs. UTSA, 2015
- 3 15 times (3 in 2016)

Field Goal Pct.

- 1.000 (5-5) vs. Johnson C. Smith, 2014
- 1.000 (3-3) at Georgia State, 2015
1.000 (3-3) vs. Campbell, 8/31/13
- 4.1.000 (2-2) Four times (3 in 2014)

Lowest:

.000 (0-3), at Rice, 2015

Most FG Attempted Without a Miss

- 5 (5-5) vs. Johnson C. Smith, 2014
- 3 (3-3) at Georgia State, 2015
3 (3-3) vs. Campbell, 2013

Most FG Attempted Without a Make

- 3 (0-3), at Rice, 2015
- 1 (0-1) six times

Field Goals Blocked

- 1 six games
(2016: at MU; vs. MT)

Field Goals Missed

- 3 at Rice (0-3), 2015
- 2 vs. Temple (1-3), 2015
2 vs. Southern Miss (1-3), 2015
2 vs. UTSA (2-4), 2015
2 at Gardner-Webb (1-3 FG), 2014
2 vs. Gardner-Webb (1-3 FG), 2013

Field goals made of 40+

- 2 at Morehead State, 2013

PAT Made

- 7 vs. Morehead State (7-7 PAT), 2014
7 at Morehead State (7-7 PAT), 2013
 - 6 at The Citadel (6-6 PAT), 2014
6 vs. Chowan (6-6 PAT), 2013
6 at Presbyterian (6-6 PAT), 2013
6 vs. Gardner-Webb (6-6 PAT), 2013
- vs. FBS: 5 at Southern Miss (5-5), 2016

PAT Attempts

- 7 vs. Morehead State (7-7 PAT), 2014
7 at Morehead State (7-7 PAT), 2013
- 6 vs. Elon (5-6 PAT), 2016
6 at The Citadel (6-6 PAT), 2014
6 vs. Chowan (6-6 PAT), 2013
6 at Presbyterian (6-6 PAT), 2013
6 vs. Gardner-Webb (6-6 PAT), 2013

vs. FBS: 5 at Southern Miss (5-5), 2016

PAT Pct.

- 1.1.000 vs. Morehead State (7-7 PAT), 2014
1.000 at Morehead State (7-7 PAT), 2013
 - 3.1.000 at The Citadel (6-6 PAT), 2014
1.000 vs. Chowan (6-6 PAT), 2013
1.000 at Presbyterian (6-6 PAT), 2013
1.000 vs. Gardner-Webb (6-6 PAT), 2013
- v. FBS: 1.000 (5-5), at southern Miss, 2016
Lowest : .500 (1-2) vs. Eastern Michigan, 2016
.500 (1-2) at NC Central, 9/14/13

Most PAT Made Without a Miss

- 7 (7-7) vs. Morehead State, 2014
7 (7-7) at Morehead State, 2013
- vs. FBS: 5 at Southern Miss (5-5), 2016

Blocked PAT Attempts

- 1 vs. FIU, 2016

Punts

- 11 at Louisville, 2016
 - 9 at UTSA, 11/26/16
9 vs. Southern Miss, 2015
 - 8 at Middle Tennessee, 2015
8 vs. FAU, 2015
8 at Kentucky, 2015
8 at James Madison, 2013
- Fewest: 2, vs. JCSU; 2014 vs. Wesley, 2014

Punting yardage

- 424 at Louisville, 2016
 - 379 vs. FAU, 2015
 - 345 vs. Southern Miss, 2015
 - 344 at UTSA, 2016
 - 315 at Middle Tennessee, 2015
- Lowest: 59, vs. Johnson C. Smith, 2014

Punting yard avg.

- 48.0 vs. EMU (3 pt; 144 yds), 2016
- 47.4 vs. FAU (8 pt; 379 yds), 2015
- 44.0 vs. Wesley (2 p; 88 y), 2014

LEADERSHIP

DETERMINATION

- 43.3 vs. Elon (7 pt; 303 yds), 2016
 - 42.8 at NC Central (6 p; 257 y), 2014
- Lowest: 25.2 at Temple (6 p; 151 y), 2015

Punts Inside the 20

- 4 vs. Elon, 2016
4 vs. Marshall, 2015
- 3 six times (2016: vs. EMU; vs. Rice)

Punts for Fair Catches

- 6 at UTSA, 2016
- 4 7 times (0 in 2016)

Punt for Touchbacks

- 2 at Louisville, 2016
2 vs. FAU, 2015

Punts of 50+

- 2 at Louisville, 2016
2 vs. Elon, 2016
2 vs. Middle Tennessee, 2016
2 vs. FAU, 2015
2 at North Carolina Central, 2014
2 at Campbell, 2014

Punts Blocked

- 1 vs. Temple, 2015
1 at FIU, 2015

Kicks

- 11 vs. Johnson C. Smith, 2014
11 at Morehead State, 2013
- vs. FBS: 7 at Southern Miss, 2016
7 at Old Dominion, 2015

Kick Yardage

- 688 vs. Johnson C. Smith, 2014
 - 574 at Morehead State, 2013
 - 571 at The Citadel, 2014
 - 562 vs. Campbell, 2013
 - 557 vs. #24/#25 Gardner-Webb, 2013
- Fewest: 80, at Rice, 2015

Kick Average

- 67.9 vs. Presbyterian, 2015
- 64.5 at James Madison, 2013
- 64.0 vs. UNC Pembroke, 2013
- 63.7 at Kentucky, 2015
- 63.6 vs. Wesley, 2013

Kick Touchbacks

- 4 at The Citadel, 2014
4 vs. Johnson C. Smith, 2014
- 3 at Southern Miss, 2016
3 at Old Dominion, 2015

Kicks Out of Bounds

- 1 vs. #24/#25 Gardner-Webb, 2013

Kickoff Returns

- 10 at Louisville, 2016
10 vs. Coastal Carolina, 2014
 - 9 vs. Old Dominion, 2016
9 at Kentucky, 2015
- Fewest: 0 at Florida Atlantic, 2016
0 vs. Johnson C. Smith, 2014

Kickoff Return Yardage

- 236 vs. Coastal Carolina, 2014
 - 208 at Middle Tennessee, 2015
 - 189 at Louisville, 2016
- Fewest: 0 at Florida Atlantic, 2016
0 vs. Johnson C. Smith, 2014



GRIT

OPPORTUNITY

LEADERSHIP

DETERMINATION

TEAM SINGLE GAME

CHARLOTTE 49ERS CHARLOTTE 49ERS

Kickoff Return Average

- 39.3 vs. Chowan, 2013
 - 31.8 at Morehead State, 2013
 - 26.5 vs. UTSA, 2015
 - 26.3 vs. Middle Tennessee, 2016
 - 26.0 at Middle Tennessee, 2015
- Lowest: 0, vs. J.C. Smith, 2014 (0 kicks)
0, at Florida Atlantic, 2016 (0 ret.)

Kickoff Return TD

- 1 at Middle Tennessee, 2015
- 1 vs. Coastal Carolina, 2014
- 1 vs. Chowan, 2013

Punt Returns

- 8 at Campbell, 2014
- 7 vs. Johnson C. Smith, 2014

Punting Return Yardage

- 65 vs. Johnson C. Smith, 2014
 - 43 vs. Charleston Southern, 2014
 - 31 vs. Wesley College, 2013
- vs. FBS: 28 vs. Southern Miss, 2015
Fewest: -14, vs. Coastal Carolina, 2014

Punting Return Average

- 24.0 at Middle Tennessee, 2015
 - 22.0 at Charleston Southern, 2013
 - 19.0 at The Citadel, 2014
 - 14.3 vs. Charleston Southern, 2014
 - 12.0 at Elon, 2014
- Fewest: -3.0, vs. Chowan; vs. Gardner-Webb

Punt Return TD

- 1 at Southern Miss, 2016



Anthony Covington

Keyed 49ers school-record 24.0 punt return avg. at Middle Tennessee.

MISCELLANEOUS

First Down

- Most:
- 36, at The Citadel, 2014
 - 31, at Old Dominion, 2015
 - 31, vs. North Carolina Central, 2013
 - 31, vs. Gardner-Webb, 2013
 - 30, at Coastal Carolina, 2013

Fewest:

- 11, at Middle Tennessee, 2015
- 13, vs. Southern Miss, 2015
- 13, at Gardner-Webb, 2014
- 14, at Kentucky, 2015
- 14, at James Madison, 2013
- 14, at Charleston Southern, 2013

Most by Rush:

- 18, at Old Dominion, 2015
- 16, at The Citadel, 2014
- 16, at Coastal Carolina, 2013
- 14, at FIU, 2015
- 14, vs. North Carolina Central, 2013

Fewest by rush:

- 4, at Charleston Southern, 2013
- 5, at Middle Tennessee, 2015
- 5, vs. Johnson C. Smith, 2014
- 5, vs. UNC Pembroke, 2013

Most by Pass:

- 18, vs. Gardner-Webb, 2013
- 16, vs. James Madison, 2014
- 16, vs. North Carolina Central, 2013

Fewest by Pass:

- 3, vs. Florida Atlantic, 2015
- 3, at James Madison, 2013
- 5, at Middle Tennessee, 2015
- 5, at Kentucky, 2015
- 5, at North Carolina Central, 2014
- 5, at Morehead State, 2013

Most by Penalty:

- 6, at The Citadel, 2014
- 4, four times (vs. Coastal Carolina, 2014)

Fewest by Penalty:

- 0, five times (3 in 2015)

Third Down

- Most Attempts:
- 22, at Old Dominion, 2015
- Fewest Attempts:
- 9, vs. Charleston Southern, 2014
- Most Converted:
- 12, at Old Dominion, 2015
- Fewest Converted:
- 2, at Gardner-Webb, 2014
 - 2, vs. Charleston Southern, 2014
- Highest Conversion Pct.:
- .545 (12-22) at Old Dominion, 2015
- Lowest Conversion Pct.:
- .143 (2-14) at Gardner-Webb, 2014
- Most Failed Conversions:
- 14 at Kentucky (3-17), 2015

Fourth-Down

- Most Attempts:
- 5, vs. UTSA (4-for-5), 2015

- Most Converted:
- 4, vs. UTSA (4-for-5), 2015
- Highest Conversion Pct.:
- 1.000 (2-2) at FIU, 2015
 - 1.000 (2-2) at Presbyterian, 2013
 - 1.000 (2-2) at Morehead State, 2013
- Most Failed Conversions:
- 3, vs. FAU (0-for-3), 2015

Red Zone

- Most Trips:
- 9, vs. Johnson C. Smith, 2014
- Fewest Trips:
- 0, vs. FAU, 2015
- Most Conversions:
- 9, vs. Johnson C. Smith, 2014
- Most Touchdown Conversions:
- 5, vs. Wesley, 2014
- Most Field Goal Conversions:
- 5, vs. Johnson C. Smith, 2014
- Fewest Converted:
- 0, vs. FAU, 2015
 - 0, at Rice, 2015
- Fewest Touchdown Conversions:
- 0
- Highest Conversion Pct.:
- 1.000 (9-9) vs. Johnson C. Smith, 2014
 - 1.000 (5-5) at Old Dominion, 2015
 - 1.000 (5-5) vs. Campbell, 2013
 - 1.000 (5-5) at Presbyterian, 2013
- Highest TD Conversion Pct.:
- 1.000 (3-3) at Campbell, 2014
 - 1.000 (3-3) vs. UNC Pembroke, 2013
 - 1.000 (3-3) vs. Wesley, 2013
 - .800 (4-5) at Presbyterian, 2013
- Lowest Conversion Pct.:
- .000 (0-1) at Rice, 2015
- Lowest TD Conversion Pct.:
- .000 (0-4) at Georgia State, 2015
- Most Trips Failing to Score:
- 4 (0-4) at Georgia State, 2015
 - 4 (2-6) vs. North Carolina Central, 2013
- Most Trips Failing to Score a Touchdown:
- 5 (4-9) vs. Johnson C. Smith, 2014
 - 4 (0-4) at Georgia State, 2015
 - 4 (3-7) at The Citadel, 2014
 - 4 (2-6) vs. North Carolina Central, 2013



GRIT	OPPORTUNITY	LEADERSHIP	DETERMINATION
TEAM SEASON	1. 4 2016	2. 908 2013*	
	2. 3 2014*	3. 907 2015	
	3. 2 2015	4. 902 2016	
	2 2013*	Total Offense	
	Defensive Touchdowns Allowed	1. 5361 2014*	
	1. 5 2015	2. 4934 2013*	
	2. 2 2014*	3. 4427 2016	
	3. 1 2016	4. 4046 2015	
	1 2013*	Total Offense/Play	
	Kick/Punt Return Touchdowns	1. 6.8 2014*	
1. 1 2016 (punt)	2. 6.0 2013*		
1 2015 (kick)	3. 4.9 2016		
1 2014* (Kick)	4. 4.3 2015		
1 2013* (Kick)	Total Offense/Game		
Kick/Punt Return Touchdowns Allowed	1. 487.4 2014*		
1. 2 2015	2. 448.5 2013*		
2. 1 2014* (Kick)	3. 368.9 2016		
1 2013* (Kick)	4. 337.2 2015		
4. 0 2016	Total Offense Allowed		
Touchdowns on Fake Field Goal	1. 5439 2016		
1. 1 2013*	2. 5272 2014*		
2. 0 2016	3. 5028 2015		
0 2015	4. 4829 2013*		
0 2014*	Total Offense/Play Allowed		
Players with a Touchdown	1. 6.0 2016		
1. 14 2016	2. 5.5 2015		
14 2013*	3. 5.4 2014*		
2. 13 2015	4. 5.3 2013*		
13 2014*	Total Offense/Game Allowed		
Players with a Rushing Touchdown	1. 479.3 2014*		
1. 6 2014*	2. 453.2 2016		
6 2013*	3. 439.0 2013*		
3. 5 2015	4. 419.0 2015		
4. 4 2016	Rushing Attempts		
Players with a Passing Touchdown	1. 562 2015		
1. 3 2016	2. 487 2016		
3 2015	3. 441 2014*		
3. 2 2014*	4. 439 2013*		
2 2013*	Yards Rushing		
Players with a Receiving Touchdown	1. 2446 2014*		
1. 8 2013*	2. 2275 2013*		
2. 6 2016	3. 2114 2016		
6 2014*	4. 1957 2015		
3. 5 2015	Rushing yards/rush		
Players with a Defensive Touchdown	1. 5.5 2014*		
1. 2 2016	2. 5.2 2013*		
2 2015	3. 4.3 2016		
2 2014*	4. 3.5 2015		
2 2013*	Rushing yards/game		
Players with a Special Teams Touchdown	1. 222.4 2014*		
1. 3 2016	2. 206.8 2013*		
2. 1 2015	3. 176.2 2016		
1 2014*	4. 163.1 2015		
1 2013*	Opponent Rushing Attempts		
Total Offense Plays	1. 508 2013*		
1. 937 2015	2. 506 2014*		
2. 900 2016	3. 500 2015		
3. 827 2013*	4. 406 2016		
4. 791 2014*	Opponent Yards Rushing		
Opponent Offense Plays	1. 2287 2015		
1. 984 2014*	2. 2162 2013*		

CHARLOTTE 49ERS CHARLOTTE 49ERS

SINGLE SEASON TEAM RECORDS

Points

- 1. 427 2014*
- 2. 367 2013*
- 3. 302 2016
- 4. 210 2015

Points Per Game

- 1. 38.8 2014*
- 2. 33.4 2013*
- 3. 25.2 2016
- 4. 17.5 2015

Points Allowed

- 1. 435 2015
- 2. 415 2016
- 3. 348 2014*
- 4. 343 2013*

Points Allowed Per Game

- 1. 36.2 2015
- 2. 34.5 2016
- 3. 31.6 2014*
- 4. 31.2 2013*

Touchdowns

- 1. 53 2014*
- 2. 48 2013*
- 3. 40 2016
- 4. 24 2015

Touchdowns Allowed

- 1. 55 2015
- 2. 54 2016
- 3. 47 2013*
- 4. 46 2014*

Rushing Touchdowns

- 1. 30 2014*
- 2. 23 2013*
- 3. 18 2016
- 4. 9 2015

Rushing Touchdowns Allowed

- 1. 28 2013*
- 2. 24 2016
- 24 2014*
- 4. 23 2015

Passing/Receiving Touchdowns

- 1. 22 2013*
- 2. 19 2014*
- 3. 17 2016
- 4. 12 2015

Passing/Receiving Touchdowns Allowed

- 1. 29 2016
- 2. 25 2015
- 3. 19 2014*
- 4. 17 2013*

Defensive Touchdowns

- 1. 984 2014*



GRIT OPPORTUNITY LEADERSHIP DETERMINATION

TEAM SEASON

CHARLOTTE 49ERS CHARLOTTE 49ERS

- 3. 2146 2014*
- 4. 1721 2016

Opponent Rushing yards/rush

- 1. 4.6 2015
- 2. 4.3 2013*
- 3. 4.2 2016
- 4.2 2014*

Opponents Rushing yards/game

- 1. 196.5 2013*
- 2. 195.1 2014*
- 3. 190.6 2015
- 4. 143.4 2016

Pass Completions

- 1. 230 2013*
- 2. 214 2016
- 3. 196 2015
- 4. 189 2014*

Pass Attempts

- 1. 413 2016
- 2. 388 2013*
- 3. 275 2015
- 4. 350 2014*

Pass Completion Pct.

- 1. .593 2013 (230-388)
- 2. .540 2014 (189-350)
- 3. .523 2015 (196-375)
- 4. .518 2016 (214-413)

Yards Passing/Receiving

- 1. 2915 2014*
- 2. 2659 2013*
- 3. 2313 2016
- 4. 2089 2015

Yards Receiving/Pass

- 1. 8.3 2014*
- 2. 6.9 2013*
- 3. 5.6 2016
- 5.6 2015

Yards Receiving/Catch

- 1. 15.4 2014*
- 2. 11.6 2013*
- 3. 10.8 2016
- 4. 10.7 2015

Yards Receiving/Game

- 1. 265.0 2014*
- 2. 241.7 2013*
- 3. 192.8 2016
- 4. 174.1 2015

Opponent Pass Completions

- 1. 310 2016
- 2. 299 2014*
- 3. 267 2013*
- 4. 240 2015

Opponent Pass Attempts

- 1. 496 2016
- 2. 478 2014*
- 3. 407 2015
- 4. 400 2013*

Opponent Pass Completion Pct.

- 1. .668 2013* (267-400)
- 2. .626 2014* (299-478)
- 3. .625 2016 (310-496)
- 4. .590 2015 (240-407)

Opponent Yards Passing/Receiving

- 1. 3718 2016
- 2. 3126 2014*
- 3. 2741 2015
- 4. 2667 2013*

Opponent Yards Receiving/Pass

- 1. 7.5 2016
- 2. 6.7 2015
- 6.7 2013*
- 4. 6.2 2014*

Opponent Yards Receiving/Catch

- 1. 12.0 2016
- 2. 11.4 2015
- 3. 10.5 2014*
- 4. 10.0 2013*

Opponent Yards Receiving/Game

- 1. 309.8 2016
- 2. 284.2 2014*
- 3. 242.5 2013*
- 4. 228.4 2015

First Downs

- 1. 256 2013*
- 2. 245 2014*
- 3. 237 2016
- 4. 234 2015

Opponent First Downs

- 1. 290 2016
- 290 2014*
- 3. 268 2013*
- 3. 254 2015

Turnovers Forced

- 1. 31 2013*
- 2. 23 2016
- 3. 22 2015
- 22 2014*

Fumbles Forced

- 1. 18 2016
- 2. 16 2015
- 3. 14 2013*
- 4. 11 2014*

Fumbles Recovered

- 1. 16 2013*
- 2. 12 2015
- 3. 9 2014*
- 4. 7 2016

Fumble Return Yards

- 1. 62 2016
- 2. 52 2014*
- 3. 43 2015
- 4. 14 2013*

Fumble Return for TD

- 1. 1 2016
- 1 2015
- 1 2014*
- 4. 0 2013*

Interceptions

- 1. 16 2016
- 2. 15 2013*
- 3. 13 2014*
- 4. 10 2015

Interception Return Yards

- 1. 187 2013*
- 2. 169 2014*
- 3. 155 2016
- 4. 30 2015

Interception Return For TD

- 1. 2 2014*
- 2 2013*
- 3. 1 2016
- 1 2015

Opponent Turnovers Forced

- 1. 38 2015
- 2. 26 2013*
- 3. 25 2014*
- 4. 15 2016

Opponent Fumbles Forced

- 1. 16 2015
- 16 2013*
- 3. 14 2014*
- 4. 11 2016

Opponent Fumbles Recovered

- 1. 14 2014*
- 14 2013*
- 3. 12 2015
- 4. 9 2016

Opponent Fumble Return Yards

- 1. 71 2013*
- 2. 45 2016
- 3. 31 2015
- 4. 20 2014*

Opponent Fumble Return for TD

- 1. 1 2014*
- 2. 0 2016
- 0 2015
- 0 2013*

Opponent Interceptions

- 1. 23 2015
- 2. 12 2013*
- 3. 11 2014*
- 4. 6 2016

Opponent Interception Return Yards

- 1. 430 2015
- 2. 138 2013*
- 3. 120 2016
- 4. 89 2014*

Opponent Interception Return For TD

- 1. 3 2015
- 2. 1 2016
- 1 2014*
- 1 2013*



GRIT	OPPORTUNITY	LEADERSHIP	DETERMINATION
Two-Point Conversions	1 2014*	3. 12 2014*	4. 9 2013*
1. 3 2013*	Opponent Defensive Extra Point	Opponent Sack Yardage	1. 252 2015
2. 1 2016	0	2. 169 2016	3. 67 2014*
1 2014*	Tackles	4. 54 2013*	Opponent Safeties Recorded
4. 0 2015	1. 968 2014*	1. 1 2013*	2. 0 2016
Two-Point Conversion Attempts	2. 930 2013*	0 2015	0 2014*
1. 5 2013*	3. 899 2016	Quarterback hurries	1. 50 2016
2. 3 2014*	4. 815 2015	2. 49 2013*	3. 39 2014*
3. 2 2016	Solo Tackles	3. 27 2015	Pass Breakups
4. 0 2015	1. 612 2014*	4. 27 2015	1. 52 2016
Two-Point Rush	2. 608 2013*	Opponent Quarterback hurries	52 2014*
1. 3 2013*	3. 551 2015	1. 38 2016	3. 46 2015
2. 0 2016	4. 461 2016	2. 27 2015	4. 38 2013*
0 2015	Tackles For Loss	27 2013*	Opponent Pass Breakups
0 2014*	1. 85 2015	4. 23 2014*	1. 56 2014*
Two-Point Rush Attempts	2. 77 2014*	Opponent Pass Breakups	2. 53 2016
1. 4 2013*	3. 76 2013*	3. 52 2015	3. 52 2015
2. 2 2014*	4. 49 2016	4. 44 2013*	4. 44 2013*
3. 0 2016	Tackles For Loss Yardage	Blocked Kicks (by 49ers defense)	1. 3 2014*
0 2015	1. 320 2013*	2. 2 2015	2. 2 2015
Two-Point Pass/Reception	2. 310 2014*	2 2013*	4. 1 2016
1. 1 2016	3. 292 2015	Blocked Kicks (by Opponents' defense)	1. 3 2016
1 2014*	4. 170 2016	1. 3 2016	3 2015
3. 0 2015	Sacks	3 2013*	3 2013*
0 2013*	1. 21 2015	4. 0 2014*	4. 0 2014*
Two-Point Pass/Reception Attempts	2. 19 2014*	Blocked FGs (by 49ers defense)	1. 2 2014*
1. 2 2016	3. 18 2013*	2. 1 2013*	2. 1 2013*
2. 1 2014*	4. 14 2016	3. 0 2016	3. 0 2016
1 2013*	Sack Yardage	0 2015	0 2015
4. 0 2015	1. 133 2015	0 2014*	Blocked FGs (by Opponents' defense)
Defensive Extra Point	2. 132 2014*	Blocked FGs (by Opponents' defense)	1. 3 2013*
0	3. 126 2013*	2. 2 2016	2. 2 2016
Opponent Two-Point Conversions	4. 78 2016	3. 1 2015	3. 1 2015
1. 1 2015	Safeties Recorded	4. 0 2014*	4. 0 2014*
1 2013*	1. 2 2013*	Opponent Tackles	Blocked Punts (by 49ers defense)
3. 0 2016	2. 0 2016	1. 950 2015	1. 1 2016
0 2014*	3. 0 2015	2. 891 2016	1 2014*
Opponent Two-Point Conversion Attempts	4. 0 2014*	3. 785 2013*	3. 0 2015
1. 5 2016	Opponent Solo Tackles	4. 746 2014*	0 2015
5 2013*	1. 580 2015	Blocked Punts (by Opponents' defense)	1. 2 2015
3. 2 2014*	2. 529 2013*	1. 3 2013*	2. 2 2016
4. 1 2015	3. 492 2014*	2. 2 2016	3. 1 2015
Opponent Two-Point Rush	4. 473 2016	3. 1 2015	4. 0 2014*
1. 1 2013*	Opponent Tackles For Loss	4. 0 2014*	Blocked Punts (by 49ers defense)
2. 0 2016	1. 102 2015	Blocked Punts (by Opponents' defense)	1. 1 2016
0 2015	2. 82 2016	1. 2 2015	1 2014*
0 2014*	3. 66 2013*	2. 0 2016	3. 0 2015
Two-Point Rush Attempts	4. 57 2014*	0 2015	0 2013*
1. 3 2013*	Opponent Tackles For Loss Yardage	Blocked Punts (by Opponents' defense)	1. 2 2015
2. 1 2014*	1. 415 2015	2. 0 2016	2. 0 2016
3. 0 2016	2. 322 2016	0 2013*	0 2013*
0 2015	3. 217 2013*	Blocked Punts (by Opponents' defense)	1. 2 2015
Opponent Two-Point Pass/Reception	4. 180 2014*	1. 2 2015	2. 0 2016
1. 1 2015	Opponent Sacks	0 2013*	0 2013*
2. 0 2016	1. 42 2015	Blocked Punts (by Opponents' defense)	1. 2 2015
0 2013*	2. 25 2016	2. 0 2016	2. 0 2016
0 2014*	Opponent Sacks	0 2013*	0 2013*
Two-Point Pass/Reception Attempts	1. 42 2015	Blocked Punts (by Opponents' defense)	1. 2 2015
1. 5 2016	2. 25 2016	2. 0 2016	2. 0 2016
2. 2 2013*		0 2013*	0 2013*
3. 1 2015			



TEAM SEASON

CHARLOTTE 49ERS CHARLOTTE 49ERS

0 2014*

Blocked PATs (by 49ers defense)

- 1. 2 2015
- 2. 1 2013*
- 3. 0 2016
- 0 2014*

Blocked PATs (by Opponents' defense)

- 1. 1 2016
- 2. 0 2015
- 0 2014*
- 0 2013*

Points (Kicking Game)

- 1. 107 2014*
- 2. 69 2013*
- 3. 66 2015
- 4. 60 2016

Field Goals Made

- 1. 20 2014*
- 2. 14 2015
- 3. 9 2016
- 9 2013*

Field Goals Attempted

- 1. 27 2015
- 27 2014*
- 3. 15 2013*
- 4. 13 2016

Field Goal Pct.

- 1. .741 (20-27) 2014*
- 2. .692 (9-13) 2016
- 3. .600 (9-15) 2013*
- 4. .519 (14-27) 2015

Field Goals Blocked

- 1. 3 2013*
- 2. 2 2016
- 3. 1 2015
- 4. 0 2014*

Field Goals Missed

- 1. 13 2015
- 2. 7 2014*
- 3. 6 2013*
- 4. 4 2016

Field goals of 40+

- 1. 4 2014
- 4 2013
- 3. 3 2015
- 4. 0 2016

PAT Made

- 1. 47 2014*
- 2. 42 2013*
- 3. 33 2016
- 4. 24 2015

PAT Attempts

- 1. 50 2014*
- 2. 43 2013*
- 3. 38 2016
- 4. 24 2015

PAT Pct.

- 1. 1.000 (24-24) 2015
- 2. .977 (42-43) 2013*
- 3. .940 (47-50) 2014*
- 4. .868 (33-38) 2016

Blocked PAT

- 1. 1 2016

Missed PAT (includes blocked)

- 1. 5 2016
- 2. 3 2014*
- 3. 1 2013*
- 4. 0 2015

Opponent Points (Kicking Game)

- 1. 103 2015
- 2. 91 2016
- 3. 72 2014*
- 4. 57 2013*

Opponent Field Goals Made

- 1. 18 2015
- 2. 14 2016
- 3. 10 2014*
- 4. 6 2013*

Opponent Field Goals Attempted

- 1. 28 2015
- 2. 22 2014*
- 3. 17 2016
- 4. 12 2013*

Opponent Field Goal Pct.

- 1. .824 (14-17) 2016
- 2. .643 (18-28) 2015
- 3. .500 (6-12) 2013
- 4. .455 (10-22) 2014

Opponent Field Goals Blocked

- 1. 2 2014*
- 2. 1 2013*
- 3. 0 2016
- 0 2015

Opponent Field Goals Missed

- 1. 12 2014*
- 2. 10 2015
- 3. 6 2013*
- 4. 3 2016

Opponent Field goals of 40+

- 1. 6 2015
- 2. 1 2016
- 1 2014*
- 1 2013*

Opponent PAT Made

- 1. 49 2016
- 49 2015
- 3. 42 2014*
- 4. 39 2013*

Opponent PAT Attempts

- 1. 54 2015
- 2. 49 2016
- 3. 43 2014*

4. 42 2013*

Opponent PAT Pct.

- 1. 1.000 (49-49) 2016
- 2. .977 (42-43) 2014*
- 3. .929 (39-42) 2013*
- 4. .907 (49-54) 2015

Opponent Blocked PAT

- 1. 2 2015
- 2. 1 2013*
- 3. 0 2016
- 0 2014*

Opponent Missed PAT (includes blocked)

- 1. 5 2015
- 2. 3 2013*
- 3. 1 2014*
- 4. 0 2016

Punts

- 1. 77 2015
- 2. 76 2016
- 3. 54 2013*
- 4. 49 2014*

Punting yardage

- 1. 2923 2016
- 2. 2895 2015
- 3. 2058 2013*
- 4. 1787 2014*

Punting yard avg.

- 1. 38.5 2016
- 2. 38.1 2013*
- 3. 37.6 2015
- 4. 36.3 2014*

Punts Inside the 20

- 1. 22 2016
- 2. 20 2015
- 3. 16 2013*
- 4. 11 2014*

Punts for Fair Catches

- 1. 37 2015
- 2. 20 2016
- 3. 14 2014*
- 4. 13 2013*

Punt for Touchbacks

- 1. 4 2016
- 2. 3 2015
- 3 2013*
- 4. 1 2014*

Punts of 50+

- 1. 8 2016
- 2. 6 2015
- 6 2013*
- 4. 5 2014*

Punts Blocked

- 1. 2 2015
- 2. 0 2016
- 0 2014*
- 0 2013*

Opponent Punts

- 1. 63 2014*
- 2. 61 2015
- 3. 57 2016
- 4. 51 2013*



GRIT	OPPORTUNITY	LEADERSHIP	DETERMINATION
Opponent Punting yardage	Opponent Kicks	Punt Return TD	
1. 2428 2015	1. 81 2015	1. 1 2016	
2. 2293 2014*	2. 78 2016	Opponent Kickoff Returns	
3. 2167 2016	3. 65 2013*	1. 68 2014*	
4. 1893 2013*	4. 60 2014*	2. 55 2013*	
Opponent Punting yard avg.	Opponent Kick Yardage	3. 50 2016	
1. 39.8 2015	1. 5033 2015	4. 35 2015	
2. 38.0 2016	2. 4770 2016	Opponent Kickoff Return Yardage	
3. 37.1 2013*	3. 3760 2013*	1. 1425 2014*	
4. 36.4 2014*	4. 3428 2014*	2. 1287 2013*	
Opponent Punts Inside the 20	Opponent Kick Average	3. 1035 2016	
1. 17 2016	1. 62.1 2015	4. 829 2015	
2. 15 2015	2. 61.2 2016	Opponent Kickoff Return Average	
3. 15 2013*	3. 57.8 2013*	1. 23.7 2015	
4. 13 2014*	4. 57.1 2014*	2. 23.4 2013*	
Opponent Punts for Fair Catches	Opponent Kick Touchbacks	3. 21.0 2014*	
1. 21 2016	1. 28 2015	4. 20.7 2016	
2. 13 2013*	2. 23 2016	Opponent Kickoff Return TD	
3. 12 2015	3. 9 2013*	1. 1 2015	
4. 8 2014*	4. 5 2014*	1 2014*	
Opponent Punt for Touchbacks	Opponent Kicks Out of Bounds	1 2013*	
1. 5 2015	1. 5 2014*	Opponent Punt Returns	
2. 4 2016	2. 3 2016	1. 22 2016	
3. 3 2013*	3 2013*	2. 14 2015	
4. 2 2014*	4. 1 2015	14 2013*	
Opponent Punts of 50+	Kickoff Returns	4. 3 2014*	
1. 11 2015	1. 53 2015	Punting Return Yardage	
2. 6 2013*	2. 52 2016	1. 131 2016	
3. 5 2016	52 2013*	2. 95 2015	
5 2014*	4. 47 2014*	3. 69 2013*	
Opponent Punts Blocked	Kickoff Return Yardage	4. 10 2014*	
1. 1 2016	1. 1073 2013*	Punting Return Average	
1 2014*	2. 1037 2015	1. 6.8 2015	
3. 0 2015	3. 1023 2016	2. 6.0 2016	
0 2013*	4. 912 2014*	3. 4.9 2013*	
Kicks	Kickoff Return Average	4. 3.3 2014*	
1. 79 2014*	1. 20.6 2013*	Punt Return TD	
2. 66 2013*	2. 19.7 2016	1. 2 2015	
3. 61 2016	3. 19.6 2015	2. 0 2016	
4. 49 2015	4. 19.4 2014*	0 2014*	
Kick Yardage	Kickoff Return TD	0 2013*	
1. 4825 2014*	1. 1 2015		
2. 3964 2013*	1 20148		
3. 3558 2016	1 2013*		
4. 3016 2015			
Kick Average	Punt Returns		
1. 61.6 2015	1. 38 2014*		
2. 61.1 2014*	2. 22 2015		
3. 60.1 2013*	3. 20 2013*		
4. 58.3 2016	4. 17 2016		
Kick Touchbacks	Punting Return Yardage		
1. 13 2015	1. 239 2014*		
2. 11 2016	2. 97 2013*		
11 2014*	3. 79 2015		
4. 8 2013*	4. 49 2016		
Kicks Out of Bounds	Punting Return Average		
1. 1 2013*	1. 6.3 2014*		
2. 0 2016	2. 4.8 2013*		
0 2015	3. 3.6 2015		
0 2014*	4. 2.9 2016		



GRIT

OPPORTUNITY

LEADERSHIP

DETERMINATION

MISCELLANEOUS

First Downs

256 2013*
 245 2014*
 237 2016
 234 2015

First Downs by Rush:

123 2015
 114 2013*
 106 2016
 104 2014*

First Downs by Pass:

118 2013*
 116 2014*
 102 2016
 96 2015

First Downs by Penalty:

29 2016
 25 2014*
 24 2013*
 15 2015

First Downs Allowed

290 2016
 290 2014*
 268 2013*
 254 2015

First Downs by Rush Allowed:

131 2014*
 127 2013*
 115 2015
 95 2016

First Downs by Pass Allowed:

169 2016
 141 2014*
 128 2013*
 114 2015

First Downs by Penalty Allowed:

26 2016
 25 2015
 17 2014*
 13 2013*



GRIT	OPPORTUNITY	LEADERSHIP	DETERMINATION
------	-------------	------------	---------------

OPPONENT RECORDS

SINGLE GAME

CHARLOTTE 49ERS CHARLOTTE 49ERS

OPPONENT GAME SUPERLATIVES

Most Points

- 73 at Middle Tennessee, 2015
- 70 at Louisville, 2016
- 63 at The Citadel, 2014
- 59 vs. #2 Coastal Carolina, 2014
- 58 at Kentucky, 2015
- 52 vs. Old Dominion, 2016
- 51 vs. #24/#25 Gardner-Webb, 2013
- 50 at Coastal Carolina, 2013

Fewest Points

- 0 vs. Johnson C. Smith, 2014
 - 7 vs. Campbell, 2013
 - 7 vs. Chowan, 2013
 - 9 at Campbell, 2014
 - 10 vs. Presbyterian, 2015
- FBS opponent: 17, vs. FAU, 2015

Most Touchdowns

- 10 at Louisville, 2016
- 10 at Middle Tennessee, 2015
- 9 at The Citadel, 2014
- 8 vs. Coastal Carolina, 2014
- 7 vs. Old Dominion, 2016
- 7 vs. Marshall, 2015
- 7 at Kentucky, 2015
- 7 vs. Charleston Southern, 2014
- 7 vs. #24/#25 Gardner-Webb, 2013
- 7 at #3/#6 Coastal Carolina, 2013

Fewest: 0, Johnson C. Smith, 2014
 Fewest (FBS Opponent): 2, FAU, 2015

Most Touchdowns Rushing

- 7 at The Citadel, 2014
- 7 vs. Coastal Carolina, 2014
- 6 at Kentucky, 2015
- 5 vs. Charleston Southern, 2014
- 5 at #3/#6 Coastal Carolina, 2013

Most Touchdowns Receiving

- 8 at Louisville, 2016
- 5 at Middle Tennessee, 2015
- 5 vs. #24/#25 Gardner-Webb, 2013
- 4 at Old Dominion, 2015
- 4 vs. Southern Miss, 2015
- 4 vs. James Madison, 2014

Total Offense

- 690 vs. Coastal Carolina, 2014
- 689 at the Citadel, 2014
- 663 at Louisville, 2016

- 659 at Middle Tennessee, 2015
 - 630 vs. Marshall, 2015
 - 621 at Coastal Carolina, 2013
- Lowest: 197, vs. Johnson C. Smith, 2014
 Lowest (FBS opponent): 184, vs. FAU, 2015

Rushing Attempts

- 78 at The Citadel, 2014
 - 65 at #16/#17 James Madison, 2013
 - 62 at Coastal Carolina, 2013
 - 61 at Rice, 2015
 - 61 vs. Charleston Southern, 2014
 - 61 at Charleston Southern, 2013
- Fewest: 21, vs. FIU, 2016

Yards Rushing

- 553 at The Citadel, 2014
 - 415 at Kentucky, 2015
 - 384 at Coastal Carolina, 2013
 - 375 at Charleston Southern, 2013
 - 333 Charleston Southern, 2014
- C-USA opponent: 307, at Rice, 2015
 Lowest: -5, vs. Chowan, 2013
 Lowest (FBS opponent): 39, vs. FIU, 2016

Pass Completions

- 43 at Elon, 2014
 - 43 vs. UNC Pembroke, 2013
 - 36 vs. Rice, 2016
 - 36 vs. #24/#25 Gardner-Webb, 2013
- Fewest: 3, vs. Presbyterian, 2015
 Fewest (FBS Opponent): 11, vs. Temple, 2015
 Fewest (C-USA opponent): 14, vs. FAU, 2015

Pass Attempts

- 59 at Elon, 2014
 - 57 vs. UNC Pembroke, 2013
 - 55 vs. Wesley, 2014
 - 54 at Morehead State, 2013
 - 53 at Southern Miss, 2016
 - 53 vs. Marshall, 2015
 - 53 vs. #24/#25 Gardner-Webb, 2013
- Fewest: 17, vs. Presbyterian, 2015
 Fewest (FBS Opponent): 23, vs. Temple, 2015
 Fewest (C-USA opponent): 25, vs. FAU, 2015

Yards Receiving

- 494 vs. Marshall, 2015
 - 419 vs. Coastal Carolina, 2014
 - 416 vs. #24/#25 Gardner-Webb, 2013
 - 414 at UTSA, 2016
 - 404 at Southern Miss, 2016
 - 403 vs. UNC-Pembroke, 2013
- Fewest: 9, vs. Presbyterian, 2015
 Fewest (FBS Opponent): 116, vs. Temple, 2015
 Fewest (C-USA opp.): 126, vs. UTSA, at Rice, 2015

Most First Downs

- 36 at The Citadel, 2014
 - 36 vs. Coastal Carolina, 2014
 - 35 vs. #24/#25 Gardner-Webb, 2013
 - 32 vs. Charleston Southern, 2014
 - 32 at Coastal Carolina, 2013
 - 31 vs. Marshall, 2015
- Fewest: 8, vs. Presbyterian, 2015

Turnovers Forced

- 7 at Middle Tennessee, 2015
- 7 vs. FAU, 2015
- 7 vs. North Carolina Central, 2013

- 5 at Georgia State, 2015
- 4 at Elon, 2014
- 4 at James Madison, 2013
- 4 vs. UNC Pembroke, 2013

Fumbles Recovered

- 3 at Georgia State, 2015
- 3 at Middle Tennessee, 2015
- 3 vs. Wesley, 2014
- 3 vs. Coastal Carolina, 2014
- 3 at James Madison, 2013
- 3 vs. UNC Pembroke, 2013

Interceptions

- 6 vs. FAU, 2015
- 5 vs. North Carolina Central, 2013
- 4 at Middle Tennessee, 2015

Turnovers Committed

- 5 vs. FAU, 2015
- 5 at James Madison, 2013
- 5 vs. Chowan, 2013
- 4 vs. Campbell, 2013

Fumbles Lost

- 3 vs. FAU, 2015
- 3 vs. North Carolina Central, 2013
- 3 at James Madison, 2013

Interceptions Thrown

- 3 at Southern Miss, 2016
- 3 vs. UTSA, 2015
- 3 vs. Morehead State, 2014
- 3 vs. Chowan, 2013

Tackles

- 128 at Old Dominion, 2015
 - 102 vs. North Carolina Central, 2013
 - 96 at Coastal Carolina, 2013
 - 95 vs. Old Dominion, 2016
 - 93 at Marshall, 2016
 - 90 at Kentucky, 2015
- Fewest: 43, at UTSA, 2016

Solo Tackles

- 82 vs. North Carolina Central, 2013
 - 64 at Georgia State, 2015
 - 61 at FIU, 2015
 - 60 vs. James Madison, 2014
 - 56 at Old Dominion, 2015
 - 56 vs. #24/#25 Gardner-Webb, 2013
 - 56 vs. Wesley College, 2013
- Fewest: 21, at UTSA, 2016

Tackles For Loss

- 14 at FIU, 2015
 - 11 vs. Marshall, 2015
 - 10 at Old Dominion, 2015
 - 10 at Kentucky, 2015
 - 10 vs. Johnson C. Smith, 2014
- Fewest: 2, vs. Morehead State, 2014
 2, at Campbell, 2014
 Fewest (FBS opp.): 5.0, at Temple, 2016

Sacks

- 7 at FIU, 2015
 - 5 at Georgia State, 2015
 - 5 vs. FAU, 2015
 - 4 six times (at UL, 2016)
- Fewest: 0 Last: vs. Temple, 2015
 Fewest (C-USA opp.): 1, three times



OPPONENT INDIVIDUAL

CHARLOTTE 49ERS CHARLOTTE 49ERS

INDIVIDUAL RECORDS

RUSHING:

Most Rushes	35	Dae’Quan Scott, at James Madison, 9/21/13
Yards Rushing	202	Aaron Miller, at The Citadel, 10/11/14
TD Rushes	3	six times 2016: Jeremy Cox, v ODU; Greg Howell, at FAU
Longest Rush	68	Jarveon Williams, UTSA, 11/14/15

PASSING:

Pass Attempts	59	Mike Quinn, at Elon, 9/20/14
Pass Completion	43	Mike Quinn at Elon, 9/20/14
	43	Luke Charles, vs. UNC Pembroke, 10/12/13
Yards Passing	486	Chase Litton, Marshall, 10/31/15
TD Passes	6	Lamar Jackson, at Louisville, 9/1/16
Long Pass	78	Nick Mullens, at USM, 11/5/16

RECEIVING

Receptions	13	Kierre Brown, at Elon, 9/20/14
Yards Receiving	232	Davonte Allen, Marshall, 10/31/15
TD Receptions	3	Ed Batties, MT, 9/19/15
	3	Zach Pascal, Old Dominion, 10/17/15
Long Reception	78	Chase Whitehead, at USM, 11/5/16

DEFENSE

Tackles	18	TJ Ricks, Old Dominion, 10/17/15
Sacks	4.0	Mike Wakefield, FIU, 11/7/15
Tackles for Loss	5.5	Mike Wakefield, FIU, 11/7/15
Interceptions	2	Six times 2016: Jaylen Pickett, vs. Eastern Michigan, 9/17/16

SPECIAL TEAMS

Field Goals	3	Paul Fricano, vs. Eastern Michigan, 9/17/16
	3	Chris Kirtley, Old Dominion, 10/17/15
	3	Miles Butler, Kentucky, 11/21/15
Long Field Goal	50	Wil Lutz, GSU, 9/4/15
Punts	11	S. Doar, Presbyterian, 9/12/15
Punting Avg.	49.0	Wil Lutz, GSU, 9/4/15
Long Punt	60	Wil Lutz, GSU, 9/4/15
Punts Inside 20	4	Andrew Komornik at Gardner-Webb, 10/4/2014
Long Punt Return	22	A. Stagers, at USM. 11/5/16; VJ Banks, Rice, 11/28/15
Long Kick-Off Return	100	Adrian Wilkins, NC Central, 9/14/13
Long Kick-Off Return TD	100	Adrian Wilkins, NC Central, 9/14/13



GRIT	OPPORTUNITY	LEADERSHIP	DETERMINATION
<h1>OPPONENT SEASON</h1> <p>CHARLOTTE 49ERS CHARLOTTE 49ERS</p> <h2>SINGLE SEASON OPPONENT RECORDS</h2> <p>Points 435 2015 415 2016 348 2014* 343 2013*</p> <p>Points Allowed 427 2014* 367 2013* 302 2016 210 2015</p> <p>Touchdowns 55 2015 54 2016 47 2013* 46 2014*</p> <p>Touchdowns Allowed 53 2014* 48 2013* 40 2016 24 2015</p> <p>Rushing Touchdowns 28 2013* 24 2016 24 2014* 23 2015</p> <p>Rushing Touchdowns Allowed 30 2014* 23 2013* 18 2016 9 2015</p> <p>Passing/Receiving Touchdowns 29 2016 25 2015 19 2014* 17 2013*</p> <p>Passing/Receiving Touchdowns Allowed 22 2013* 19 2014* 17 2016 12 2015</p> <p>Defensive Touchdowns 4 2015 2 2014* 1 2016 1 2013*</p> <p>Defensive Touchdowns Allowed 4 2016 3 2014* 2 2015 2 2013*</p>	<p>Kick/Punt Return Touchdowns 3 2015 1 2014* 1 2013* 0 2016</p> <p>Kick/Punt Return Touchdowns Allowed 1 2016 1 2015 1 2014* 1 2013*</p> <p>Touchdowns on Fake Field Goal 0</p> <p>Total Offense Plays 984 2014* 908 2013* 907 2015 902 2016</p> <p>Total Offense 5439 2016 5272 2014* 5028 2015 4829 2013*</p> <p>Total Offense/Play 6.0 2016 5.5 2015 5.4 2014* 5.3 2013*</p> <p>Rushing Attempts 508 2013* 506 2014* 314 2015 221 2016</p> <p>Yards Rushing 2287 2015 2162 2013* 2146 2014* 1721 2016</p> <p>Rushing yards/rush 4.6 2015 4.3 2013* 4.2 2016 4.2 2014*</p> <p>Rushing yards/game 196.5 2013* 195.1 2014* 190.6 2015 143.4 2016</p> <p>Pass Completions 310 2016 299 2014* 267 2013* 240 2015</p> <p>Pass Attempts 496 2016 478 2014* 407 2015 400 2013*</p> <p>Pass Completion Pct. .668 2013 (267-400)* .626 2014 (299-478)* .625 2016 (310-496)</p>	<p>.590 2015 (240-407)</p> <p>Yards Passing/Receiving 3718 2016 3126 2014* 2741 2015 2667 2013*</p> <p>Yards Receiving/Catch 12.0 2016 11.4 2015 10.5 2014* 10.0 2013*</p> <p>Yards Receiving/Game 309.8 2016 284.2 2014* 242.5 2013* 228.4 2015</p> <p>First Downs 290 2016 290 2014* 268 2013* 254 2015</p> <p>Turnovers Forced 35 2015 26 2013* 22 2014* 15 2016</p> <p>Fumbles Forced 16 2015 16 2013* 14 2014* 11 2016</p> <p>Fumbles Recovered 14 2014* 14 2013* 12 2016 9 2016</p> <p>Fumble Return Yards 71 2013* 45 2016 31 2015 20 2014*</p> <p>Fumble Return for TD 1 2014* 0 2016 0 2015 0 2013*</p> <p>Interceptions 23 2015 12 2013* 11 2014* 6 2016</p> <p>Interception Return Yards 430 2015 138 2013* 120 2016 89 2014*</p> <p>Interception Return For TD 4 2015 1 2014* 1 2016 1 2013*</p>	



GRIT	OPPORTUNITY	LEADERSHIP	DETERMINATION
OPPONENT SEASON	42 2015		Field Goals Missed
	25 2016		12 2014*
	12 2014*		10 2015
	9 2013*		6 2013*
	Sack Yardage		3 2016
	252 2015		Field goals of 40+
	169 2016		6 2015
	67 2014*		1 2016
	54 2013*		1 2014*
			1 2013*
Two-Point Conversions	Safeties Recorded	PAT Made	
1 2015	1 2013*	49 2016	
1 2013*	0 2016	49 2015	
0 2016	0 2015	42 2014*	
0 2014*	0 2014*	39 2013*	
Two-Point Conversion Attempts	Quarterback hurries	PAT Attempts	
5 2016	38 2016	54 2015	
5 2013*	27 2015	49 2016	
2 2014*	27 2013*	43 2014*	
1 2015	23 2014*	42 2013*	
Two-Point Rush	Pass Breakups	PAT Pct.	
1 2013*	56 2014*	1.000 (49-49) 2016	
0 2016	53 2016	.977 (42-43) 2014*	
0 2015	52 2015	.929 (39-42) 2013*	
0 2014*	44 2013*	.907 (49-54) 2015	
Two-Point Rush Attempts	Blocked Kicks (by Opponents' defense)	Blocked PAT	
3 2013*	3 2016	2 2015	
1 2014*	3 2015	1 2013*	
0 2016	3 2013*	0 2016	
0 2015	0 2014*	0 2014*	
Two-Point Pass/Reception	Blocked FGs (by Opponents' defense)	Missed PAT (includes blocked)	
1 2015	3 2013*	5 2015	
0 2016	2 2016	3 2013*	
0 2013*	1 2015	1 2014*	
0 2014*	0 2014*	0 2016	
Two-Point Pass/Reception Attempts	Blocked PATs (by Opponents' defense)	Punts	
5 2016	0	63 2014*	
2 2013*	Points (Kicking Game)	61 2015	
1 2015	103 2015	57 2016	
1 2014*	91 2016	51 2013*	
Defensive Extra Point	72 2014*	Punting yardage	
0	57 2013*	2428 2015	
Tackles	Field Goals Made	2293 2014*	
950 2015	18 2015	2167 2016	
891 2016	14 2016	1893 2013*	
785 2013*	10 2014*	Punting yard avg.	
746 2014*	6 2013*	39.8 2015	
Solo Tackles	Field Goals Attempted	38.0 2016	
580 2015	28 2015	37.1 2013*	
529 2013*	22 2014*	36.4 2014*	
492 2014*	17 2016	Punts Inside the 20	
473 2016	12 2013*	17 2016	
Tackles For Loss	Field Goal Pct.	15 2015	
102 2015	.824 (14-17) 2016	15 2013*	
82 2016	.643 (18-28) 2015	13 2014*	
66 2013*	.500 (6-12) 2013*	Punts for Fair Catches	
57 2014*	.455 (10-22) 2014*	21 2016	
Tackles For Loss Yardage	Field Goals Blocked	13 2013*	
415 2015	2 2014*	12 2015	
322 2016	1 2013*	8 2014*	
217 2013*	0 2016		
180 2014*	0 2015		
Sacks			



GRIT	OPPORTUNITY	LEADERSHIP	DETERMINATION
Punt for Touchbacks 5 2015 4 2016 3 2013* 2 2014 *	Punt Returns 22 2016 14 2015 14 2013* 3 2014*		Total Offense 1368 at The Citadel, 2014 1190 vs. Charleston Southern, 2014 1136 vs. James Madison, 2014 1125 vs. #24/#25 Gardner-Webb, 2013 1122 at Coastal Carolina, 2013
Punts of 50+ 11 2015 5 2016 5 2014* 2 2013*	Punting Return Yardage 131 2016 95 2015 69 2013* 10 2014*		Yards Rushing 874 at The Citadel, 2014 665 at Coastal Carolina, 2013 607 at Morehead State, 2013 601 vs. Charleston Southern, 2014 561 at Kentucky, 2015
Punts Blocked 1 2016 1 2014* 0 2015 0 2013*	Punting Return Average 6.8 2015 6.0 2016 4.9 2013* 3.3 2014*		Yards Receiving 758 vs. #24/#25 Gardner-Webb, 2013 694 vs. James Madison, 2014 681 vs. UNC-Pembroke, 2013 655 vs Coastal Carolina, 2014 643 at UTSA, 2016
Kickoffs 81 2015 78 2016 65 2013* 60 2014*	Punt Return TD 2 2015 0 2016 0 2014* 0 2013*		First Downs 72 at The Citadel, 2014 66 vs. #24/#25 Gardner-Webb, 2013 62 at Coastal Carolina, 2013 60 vs Coastal Carolina, 2014 55 at Old Dominion, 2015 55 vs. Charleston Southern, 2014
Kickoff Yardage 5033 2015 4770 2016 3760 2013* 3428 2014*			Turnovers 12 vs. Florida Atlantic, 2015 10 vs. North Carolina Central, 2013 9 at Middle Tennessee, 2015 9 at James Madison, 2013 8 at Georgia State, 2015
Kick Average 62.1 2015 61.2 2016 57.8 2013* 57.1 2014*			Fumbles Lost 6 at James Madison, 2013 5 at Georgia State, 2015 5 at Middle Tennessee, 2015 5 vs Coastal Carolina, 2014 5 vs. North Carolina Central, 2013
Kick Touchbacks 28 2015 23 2016 9 2013* 5 2014*			Interceptions Thrown 8 vs. Florida Atlantic, 2015 5 vs. UTSA, 2015 5 vs. North Carolina Central, 2013 4 at Middle Tennessee, 2015 4 at Elon, 2014 4 at Gardner-Webb, 2014
Kicks Out of Bounds 5 2014* 3 2016 3 2013* 1 2015			Tackles 205 at James Madison, 2013 197 at Coastal Carolina, 2013 189 at Old Dominion, 2015 179 vs. Wesley, 2014 177 at Campbell, 2014 175 at The Citadel, 2014 174 at Marshall, 2016
Kickoff Returns 68 2014* 55 2013* 50 2016 35 2015			Tackles For Loss 25 vs. Chowan, 2013 22 vs. Johnson C. Smith, 2014 21 vs. Presbyterian, 2015 19 at Georgia State, 2015 19 vs. Florida Atlantic, 2015 19 vs. UTSA, 2015
Kickoff Return Yardage 1425 2014* 1287 2013* 1035 2016 829 2015			
Kickoff Return Average 23.7 2015 23.4 2013* 21.0 2014* 20.7 2016			
Kickoff Return TD 1 2015 1 2014* 1 2013* 0 2016			

COMBINED TOTALS

CHARLOTTE 49ERS CHARLOTTE 49ERS

Most Points 119 at The Citadel (L, 56-63), 2014 104 v. #24/#25 Gardner-Webb (W, 53-51), '13 93 vs. Coastal Carolina (L, 34-59), 2014 88 vs. Charleston Southern (L, 41-47), 2014 88 vs. James Madison (L, 40-48), 2014 87 at Middle Tennessee (L, 14-73), 2015	Most Touchdowns 16 at The Citadel, 2014 14 vs. #24/#25 Gardner-Webb, 2013 12 at #19 Louisville, 2016 12 at Middle Tennessee, 2015 12 vs. Charleston Southern, 2014 11 at FIU, 2015 11 vs. James Madison, 2014 11 vs. Coastal Carolina, 2014	Most Touchdowns Rushing 10 at The Citadel, 2014 9 vs. Coastal Carolina, 2014 8 at Coastal Carolina, 2013 7 vs. Johnson C. Smith, 2014 7 at Morehead State, 2013	Most Touchdowns Receiving 10 vs. #24/#25 Gardner-Webb, 2013 9 at #19 Louisville, 2016 6 at FIU, 2015 6 at The Citadel, 2014 6 vs. James Madison, 2014 6 vs. Chowan, 2013 6 at UNC-Pembroke, 2013
---	--	---	--



GRIT	OPPORTUNITY	LEADERSHIP	DETERMINATION
------	-------------	------------	---------------

Sacks

- 9 at Georgia State, 2015
- 9 vs. UTSA, 2015
- 8 vs. Florida Atlantic, 2015
- 7 at FIU, 2015
- 6 four times

Field Goals Made

- 5 vs. Eastern Michigan, 2016
- 5 at Georgia State, 2015
- 5 at Old Dominion, 2015
- 5 vs. Johnson C. Smith, 2014
- 4 vs. FIU, 2016
- 4 at Kentucky, 2015
- 4 at Elon, 2014
- 4 vs. James Madison, 2014

Field Goals Attempted

- 7 at Old Dominion, 2015
- 7 vs. UTSA, 2015
- 7 at Elon, 2014
- 7 at Gardner-Webb, 2014
- 6 vs. Eastern Michigan, 2016
- 6 vs. FIU, 2016
- 6 at Georgia State, 2015
- 6 at Rice, 2015
- 6 vs. Johnson C. Smith, 2014

Most FG Attempted Without a Make

- 3 (0-3) at Charleston Southern, 2013



GRIT	OPPORTUNITY	LEADERSHIP	DETERMINATION
------	-------------	------------	---------------

HOME GAMES

49ers Records

CHARLOTTE 49ERS CHARLOTTE 49ERS

TEAM HOME SUPERLATIVES

Most Points

- 56 vs. Johnson C. Smith (W, 56-0), 2014
 - 53 vs. #24/#25 Gardner-Webb (W, 53-51), 13
 - 52 vs. Morehead State (W, 52-14), 2014
 - 52 vs. Campbell (W, 52-7), 2013
 - 47 vs. Elon (W, 47-14), 2016
 - 47 vs. Chowan (W, 47-7), 2013
- vs. FBS: 31, vs. Middle Tennessee (L, 31-38), 2016

Fewest Points

- 3 vs. Temple (L, 3-37), 2015
- 7 vs. Florida Atlantic (L, 7-17), 2015
- 10 vs. Southern Miss (L, 10-44), 2015
- 10 vs. Marshall (L, 10-34), 2015

Most Touchdowns

- 7 vs. Elon, 2016
- 7 vs. Morehead State, 2014
- 7 vs. #24/#25 Gardner-Webb, 2013
- 6 vs. Johnson C. Smith, 2014
- 6 vs. Campbell, 2013
- 6 vs. Chowan, 2013

vs. FBS: 4, vs. Middle Tennessee, 2016

Fewest: 0, vs. Temple, 2015

Most Touchdowns Rushing

- 5 vs. Morehead State, 2014
- 4 vs. Johnson C. Smith, 2014
- 3 vs. Middle Tennessee, 2016
- 2 six times (vs. Elon; FIU, 2016)

Most Touchdowns Passing/Receiving

- 5 vs. Chowan, 2013
- 4 vs. Elon, 2016
- 5 vs. #24/#25 Gardner-Webb, 2013
- 3 vs. UTSA, 2015
- 3 vs. Campbell, 2013
- 3 vs. UNC Pembroke, 2013

Most Players with a Touchdown

- 6 vs. Elon, 2016
(Washington, 2; Ford II, Hoffman, Bolus, Duke, DeLuca)
- 6 vs. Campbell, 2013
(Hogan, Bolus, Duke, Phillips, Bostick, Nesmith Jr.)

Most Players with a Rushing Touchdown

- 2 nine times
vs. FIU (Washington, Klugh), 2016

Most Players with a Receiving Touchdown

- 4 vs. Elon, 2016
(Ford II, Hoffman, Bolus, Duke)
- 4 vs. Chowan, 2013
(Duke, Phillips, Bostick, Nesmith Jr.)

Total Offense

- 586 vs. #24/#25 Gardner-Webb, 2013
- 573 vs. Charleston Southern, 2014

- 566 vs. James Madison, 2014
 - 546 vs. Johnson C. Smith, 2014
 - 533 vs. North Carolina Central, 2013
- vs. FBS: 403, vs. FIU, 2016
403, vs. Middle Tennessee, 2016
- Lowest: 263, vs. Rice, 2016

Total Offense Plays

- 106 vs. North Carolina Central, 2013
 - 95 vs. Middle Tennessee, 2016
 - 89 vs. #24/#25 Gardner-Webb, 2013
 - 85 vs. Old Dominion, 2016
 - 84 vs. James Madison, 2014
- Lowest: 60 vs. Morehead State, 2014

Total Offense/Play

- 9.0 vs. Charleston Southern, 2014
 - 8.3 vs. Johnson C. Smith, 2014
 - 8.2 vs. Morehead State, 2014
- Lowest: 4.2 vs. Old Dominion, 2016
4.2 vs. Rice, 2016
4.2 vs. Middle Tennessee, 2016

Rushing Attempts

- 54 vs. UTSA, 2015
 - 50 vs. North Carolina Central, 2013
 - 49 vs. Old Dominion, 2016
 - 49 vs. Florida Atlantic, 2015
 - 48 vs. Wesley College, 2014
- Fewest: 26, vs. UNC Pembroke, 2013

Rushing Yards

- 300 vs. Morehead State, 2014
 - 268 vs. Charleston Southern, 2014
 - 244 vs. #24/#25 Gardner-Webb, 2013
 - 232 vs. Elon, 2016
 - 232 vs. FIU, 2016
- Lowest: 104, vs. UNC Pembroke, 2013

Rushing Yards/Rush

- 8.8 vs. Morehead State, 2014
 - 7.2 vs. Charleston Southern, 2014
- Lowest: 3.3 vs. Wesley, 2014

Pass Completions

- 38 vs. North Carolina Central, 2013
 - 28 vs. James Madison, 2014
 - 27 vs. #24/#25 Gardner-Webb, 2013
 - 25 vs. UNC Pembroke, 2013
- vs. FBS: 23 vs. Eastern Michigan, 2016
- Fewest: 11, vs. Florida Atlantic, 2015
11, vs. Morehead State, 2014

Pass Attempts

- 56 vs. North Carolina Central, 2013
 - 50 vs. Middle Tennessee, 2016
 - 46 vs. #24/#25 Gardner-Webb, 2013
 - 45 vs. James Madison, 2014
 - 44 vs. Eastern Michigan, 2016
- Fewest: 24, vs. Johnson C. Smith, 2014

Pass Completion Pct.

- .774 vs. Chowan (24-31), 2013
 - .708 vs. Johnson C. Smith (17-24), 2014
 - .706 vs. Elon (24-34), 2016
 - .700 vs. Wesley College (21-30), 2014
- Lowest: .423, vs. Morehead St (11-26), 2014

Yards Receiving

- 381 vs. Johnson C. Smith, 2014
- 361 vs. James Madison, 2014

- 342 vs. North Carolina Central, 2013
 - 342 vs. #24/#25 Gardner-Webb, 2013
 - 305 vs. Charleston Southern, 2014
- vs. FBS: 243, vs. UTSA, 2015
- Lowest: 89, vs. Florida Atlantic, 2015

Most First Downs

- 31 vs. #24/#25 Gardner-Webb, 2013
 - 31 vs. North Carolina Central, 2013
 - 27 vs. Wesley College, 2014
 - 27 vs. Campbell, 2013
- Fewest: 17, vs. Rice, 2016
17, vs. Morehead State, 2014

Turnovers Forced

- 5 vs. Florida Atlantic, 2015
 - 5 vs. Chowan, 2013
 - 4 vs. Campbell, 2013
- Fewest: 0, vs. Marshall, 2015

Fumbles Forced

- 4 vs. Florida Atlantic, 2015
- 3 vs. Johnson C. Smith, 2014
- 3 vs. Chowan, 2013

Fumbles Recovered

- 3 vs. Florida Atlantic, 2015
- 3 vs. North Carolina Central, 2013
- 2 six times (vs. USM, 2015)

Fumble Return Yards

- 59 vs. Elon, 2016
- 7 vs. Campbell, 2013
- 7 vs. Chowan, 2013

Fumble Return for TD

- 1 vs. Elon, 2016

Interceptions

- 3 vs. UTSA, 2015
- 3 vs. Morehead State, 2014
- 3 vs. Chowan, 2013
- 2 eight times (4 times, 2016)

Interception Return Yards

- 89 vs. Rice, 2016
- 48 vs. Johnson C. Smith, 2014
- 34 vs. Wesley, 2013
- 33 vs. Charleston Southern, 2014

Interception Return For TD

- 1 vs. Rice, 2016
- 1 vs. Florida Atlantic, 2015
- 1 vs. Johnson C. Smith, 2014
- 1 vs. Campbell, 2013

Turnovers Committed

- 7 vs. Florida Atlantic, 2015
 - 7 vs. North Carolina Central, 2013
 - 4 vs. UNC Pembroke, 2013
- Fewest: 0 four times (vs. Elon; MT, 2016)

Fumbles Lost

- 3 vs. Wesley College, 2014
- 3 vs. Coastal Carolina, 2014
- 3 vs. UNC Pembroke, 2013

Interceptions Thrown

- 6 vs. Florida Atlantic, 2015
- 5 vs. North Carolina Central, 2013
- 3 vs. Southern Miss, 2015



GRIT	OPPORTUNITY	LEADERSHIP	DETERMINATION
<p>Tackles 1. 99 vs. Elon, 2016 2. 96 vs. Wesley College, 2014 3. 93 vs. Charleston Southern, 2014 4. 90 vs. #24/#25 Gardner-Webb, 2013 vs. FBS: 83, vs. Rice, 2016 Fewest: 54, vs. North Carolina Central, 2013</p> <p>Solo Tackles 1. 73 vs. Morehead State, 2014 2. 72 vs. #24/#25 Gardner-Webb 3. 68 vs. Coastal Carolina, 2014 4. 66 vs. James Madison, 2014 5. 65 vs. Charleston Southern, 2014 vs. FBS: 55, vs. Marshall, 2015 Fewest: 28, vs. Old Dominion, 2016</p> <p>Tackles For Loss 1. 17 vs. Chowan, 2013 2. 14 vs. Presbyterian, 2015 3. 13 vs. UTSA, 2015 4. 12 vs. Morehead State, 2014 12 vs. Johnson C. Smith, 2014 Fewest: 1.0, vs. Old Dominion, 2016</p> <p>Tackles For Loss Yardage 1. 87 vs. Chowan, 2013 2. 69 vs. UTSA, 2015 3. 57 vs. Morehead State, 2014</p> <p>Sacks 1. 5 vs. UTSA, 2015 2. 4 vs. Chowan, 2013 3. 3 vs. Florida Atlantic, 2015 3 vs. Morehead State, 2014</p> <p>Sack Yardage 1. 34 vs. UTSA, 2015 2. 32 vs. Chowan, 2013 3. 22 vs. Florida Atlantic, 2015</p> <p>Safeties Recorded: 1. 1 vs. Chowan, 2013 1 vs. Gardner-Webb, 2013 1 vs. Morehead State, 2014</p> <p>Safeties allowed: 0</p> <p>Quarterback hurries: 1. 12 vs. #24/#25 Gardner-Webb, 2013 2. 11 vs. Rice, 2016</p> <p>Pass Breakups: 1. 8 vs. Southern Miss, 2015 8 vs. Marshall, 2015 8 vs. Wesley, 2014</p> <p>Field Goals Made 1. 5 vs. Johnson C. Smith, 2014 2. 3 vs. Campbell, 2013 vs. FBS: 2, three times (vs. EMU; FIU, 2016)</p> <p>Field Goals Attempted 1. 5 vs. Johnson C. Smith, 2014 2. 4 vs. UTSA, 2015</p> <p>Most punts 1. 9 vs. Southern Miss, 2015 2. 8 vs. Florida Atlantic, 2015 3. 7 four times (vs. Elon, Rice, MT, 2016)</p> <p>Fewest punts: 1. 2 vs. Wesley College, 2014</p>	<p>2 vs. Johnson C. Smith, 2014 vs. FBS: 3, vs. Eastern Michigan, 2016</p> <p>Punting yardage 1. 379 vs. Florida Atlantic, 2015 2. 345 vs. Southern Miss, 2015 3. 303 vs. Elon, 2016 Lowest: 59, vs. Johnson C. Smith, 2014</p> <p>Punting yard avg. 1. 48.0 vs. Eastern Michigan, 2016 2. 47.4 vs. Florida Atlantic, 2015 3. 44.0 vs. Wesley (2 p; 88 y), 2014 4. 43.3 vs. Elon, 2016 5. 42.3 vs. #24/#25 Gardner-Webb, 2013 Lowest: 25.2 vs. Temple, 2015</p> <p>Blocked punts: 1, vs. Temple, 2015</p> <p>Kickoff Return Yardage 1. 236 vs. Coastal Carolina, 2014 2. 166 vs. #24/#25 Gardner-Webb, 2013 3. 155 vs. Old Dominion, 2016 4. 145 vs. James Madison, 2014 Fewest: 0, vs. Johnson C. Smith, 2014</p> <p>Kickoff Returns: 1. 10 vs. Coastal Carolina, 2014 2. 9 vs. Old Dominion, 2016</p> <p>Kickoff Return Average 1. 39.3 vs. Chowan, 2013 2. 26.5 vs. UTSA, 2015 3. 26.3 vs. Middle Tennessee, 2016 Lowest: 5.5 vs. Morehead State, 2014 (2; 11y) (0.0 v. Johnson C. Smith, 2014, 0, 0 y)</p> <p>Kickoff Return TD: 1. 1 vs. Coastal Carolina, 2014 1 vs. Chowan, 2013</p> <p>Punting Return Yardage 1. 65 vs. Johnson C. Smith, 2014 2. 43 vs. Charleston Southern, 2014 3. 31 vs. Wesley College, 2013 vs. FBS: 28, vs. Southern Miss, 2015 Fewest: -14, vs. Coastal Carolina, 2014</p> <p>Punt Returns: 1. 7 vs. Johnson C. Smith, 2014 vs. FBS: 3, four times (vs. EMU; vs. MT, 2016)</p> <p>Punting Return Average 1. 14.3 vs. #24/#25 Chas. Southern, 2014 2. 10.0 vs. Wesley, 2014 10.0 vs. Marshall, 2015 4. 9.3 vs. Southern Miss, 2015 5. 9.2 vs. Johnson C. Smith, 2014 Fewest: -14.0, vs. Coastal Carolina, 2014</p> <p>Punt Return TD 0</p> <p>Points (Kicking Game) 1. 20 vs. JC Smith (5-5 FG; 5-5 PAT), 2014 2. 14 vs. Campbell (3-3 FG; 5-5 PAT), 2013</p> <p>Field Goal Pct. 1. 1.00 (5-5) vs. Johnson C. Smith, 2014 1.00 (3-3) vs. Campbell, 8/31/13 1.00 (1-1), vs. Chowan, 9/7/13 Lowest: .000 (0-1), 3 times (Coastal, 2014)</p>	<p>Most FG Attempted Without a Make 1. 1 (0-1) 3 times (v. Coastal Carolina, '14)</p> <p>Field Goals Blocked 1. 1 vs. Middle Tennessee, 2016 1 vs. North Carolina Central, 2013 1 vs. Gardner-Webb, 2013 1 vs. UNC Pembroke, 2013</p> <p>Field Goals Missed 1. 2 Four times (3 times in 2015)</p> <p>Field goals of 40+ 1. 1 seven times (vs UTSA, 2015)</p> <p>PAT Made 1. 7 vs. Morehead State (7-7), 2014 2. 6 vs. Chowan (6-6), 2013 6 vs. Gardner-Webb (6-6), 2013</p> <p>PAT Attempts 1. 7 vs. Morehead State (7-7), 2014 2. 6 vs. Elon (5-6), 2016 6 vs. Chowan (6-6), 2013 6 vs. Gardner-Webb (6-6), 2013</p> <p>PAT Pct. 1. 1.00 (7-7) vs. Morehead State, 2014 1.00 (6-6) vs. Chowan, 2013 1.00 (6-6) vs. #24/#25 Gardner-Webb, '13 Lowest : .500 (1-2) vs. Eastern Michigan, 2016 .500 (1-2) vs. NC Central, 2013</p> <p>PAT Made Without a Miss 1. 7 vs. Morehead State (7-7 PAT), 2014 2. 6 vs. Chowan (6-6 PAT), 2013 6 vs. #24/#25 Gardner-Webb (6-6 PAT), '13 vs. FBS: 3, vs. Rice (3-3 PAT), 2016 3, vs. UTSA (3-3 PAT), 2015</p> <p>Blocked PAT Attempts 0</p> <p>Two-Point Conversions 1. 1 vs. Middle Tennessee, 11/19/16 (pass) 1 vs. Campbell, 8/31/13 (rush) 1 vs. UNC Pembroke, 10/12/13 (rush)</p> <p>Two-Point Rush 1. 1 vs. Campbell, 8/31/13 (rush) 1 vs. UNC Pembroke, 10/12/13 (rush)</p> <p>Two-Point Pass/Reception 0</p> <p>Defensive Extra Point 0</p>	
<p>MISCELLANEOUS 49ERS KICKING GAME: Touchbacks (Punt): 2, vs. FAU, 2015 Fair catches: 4, four times (3 times in 2015) 50+ punts: 2, vs. FAU, 2015; Elon; MT, 2016 Inside 20: 4, vs. Marshall, 2015; Elon, 2016 Kickoffs: 11, vs. Johnson C. Smith, 2014 Fewest Kickoffs: 2, vs. FAU, Temple, 2015 Kickoff Yards: 688, vs. Johnson C. Smith, 2014 Kickoff Yards avg.: 67.9 vs. Presbyterian (475 yd; 7 p), 2015 Touchbacks (Kickoff): 4, vs. JC Smith, 2014 Out of bounds: 1, vs. #24/#25 Gardner-Webb, 2013</p>			



HOME GAMES

Opponent Records

CHARLOTTE 49ERS CHARLOTTE 49ERS

OPPONENT AT 49ERS

Most Points

- 59 vs. #2 Coastal Carolina, 2014
- 52 vs. Old Dominion, 2016
- 51 vs. #24/#25 Gardner-Webb, 2013
- 48 vs. James Madison, 2014
- 47 vs. Charleston Southern, 2014
- 45 vs. UNC Pembroke, 2013
- 44 vs. Southern Miss, 2015

Fewest Points

- 0 vs. Johnson C. Smith, 2014
- 7 vs. Campbell, 2013
- 7 vs. Chowan, 2013
- 10 vs. Presbyterian, 2015
- 14 vs. Elon, 2016
- 14 vs. Morehead State, 2014

vs. FBS: 17, vs. FAU, 2015

Most Touchdowns

- 8 vs. Coastal Carolina, 2014
- 7 vs. Old Dominion, 2016
- 7 vs. Charleston Southern, 2014
- 7 vs. #24/#25 Gardner-Webb, 2013
- 6 vs. Southern Miss, 2015
- 6 vs. James Madison, 2014
- 6 vs. UNC Pembroke, 2013

Fewest: 0, Johnson C. Smith, 2014

Fewest vs. FBS: 2, vs. FAU, 2015

Most Touchdowns Rushing

- 7 vs. Coastal Carolina, 2014
- 5 vs. Charleston Southern, 2014
- 4 vs. Old Dominion, 2016
- 3 vs. North Carolina Central, 2013
- 3 vs. UNC Pembroke, 2013
- 3 vs. Wesley, 2013

Fewest: 0 (Latest: vs. Morehead State, 2014)

Most Touchdowns Receiving

- 5 vs. #24/#25 Gardner-Webb, 2013
- 4 vs. Middle Tennessee, 2016
- 4 vs. Southern Miss, 2015
- 4 vs. James Madison, 2014
- 3 vs. Old Dominion, 2016
- 3 vs. UNC Pembroke, 2013

Fewest: 0 (Latest: vs. FAU, 2015)

Total Offense

- 690 vs. Coastal Carolina, 2014
- 630 vs. Marshall, 2015
- 617 vs. Charleston Southern, 2014
- 570 vs. James Madison, 2014
- 539 vs. #24/#25 Gardner-Webb, 2013

Lowest: 112, vs. Presbyterian, 2015

Lowest vs. FBS: 184, vs. FAU, 2015

Rushing Attempts

- 61 vs. Charleston Southern, 2014
- 57 vs. Morehead State, 2014

- 51 vs. Coastal Carolina, 2014
- 48 vs. Florida Atlantic, 2015
- 48 vs. James Madison, 2014

Fewest: 21, vs. FIU, 2016

Yards Rushing

- 333 vs. Charleston Southern, 2014
- 271 vs. Coastal Carolina, 2014
- 237 vs. James Madison, 2014
- 225 vs. UTSA, 2015
- 221 vs. Middle Tennessee, 2016

Lowest: -5, vs. Chowan

Lowest vs. FBS: 39, vs. FIU, 2016

Pass Completions

- 43 vs. UNC Pembroke, 2013
- 36 vs. Rice, 2016
- 36 vs. #24/#25 Gardner-Webb, 2013
- 35 vs. Marshall, 2015
- 32 vs. Wesley College, 2014
- 32 vs. James Madison, 2014

Fewest: 3, vs. Presbyterian, 2015

Fewest vs. FBS: 11, vs. Temple, 2015

Pass Attempts

- 57 vs. UNC Pembroke, 2013
- 55 vs. Wesley, 2014
- 53 vs. Marshall, 2015
- 53 vs. #24/#25 Gardner-Webb, 2013
- 52 vs. Rice, 2016

Fewest: 17, vs. Presbyterian, 2015

Fewest vs. FBS: 23, vs. Temple, 2015

Yards Receiving

- 494 vs. Marshall, 2015
- 419 vs. Coastal Carolina, 2014
- 416 vs. #24/#25 Gardner-Webb, 2013
- 403 vs. UNC-Pembroke, 2013
- 356 vs. Wesley, 2014

Lowest: 9, vs. Presbyterian, 2015

Lowest vs. FBS: 116, vs. Temple, 2015

Most First Downs

- 36 vs. Coastal Carolina, 2014
- 35 vs. #24/#25 Gardner-Webb, 2013
- 32 vs. Charleston Southern, 2014
- 31 vs. Marshall, 2015
- 28 vs. Rice, 2016

Fewest: 8, vs. Presbyterian, 2015

Turnovers Forced

- 7 vs. Florida Atlantic, 2015
- 7 vs. North Carolina Central, 2013
- 4 vs. UNC Pembroke, 2013
- 3 Seven times (EMU; ODU, FIU, 2016)

Fewest: 0 vs. Campbell, 2013

0 vs. #24/#24 Gardner-Webb, 2013

Fumbles Recovered

- 3 vs. Wesley, 2014
- 3 vs. Coastal Carolina, 2014
- 3 vs. UNC Pembroke, 2013
- 2 Five times (ODU; FIU, 2016)

Interceptions

- 6 vs. Florida Atlantic, 2015
- 5 vs. North Carolina Central, 2013
- 3 vs. Southern Miss, 2015

Turnovers Committed

- 5 vs. Florida Atlantic, 2015

- 5 vs. Chowan, 2013
- 4 vs. Campbell, 2013
- 3 Eight times (vs. Elon, FIU, 2016)

Fewest: 0, vs. Marshall, 2015

Fumbles Lost

- 3 vs. Florida Atlantic, 2015
- 3 vs. North Carolina Central, 2013
- 2 six times (vs. USM, 2015)

Interceptions Thrown

- 3 vs. UTSA, 2015
- 3 vs. Morehead State, 2014
- 3 vs. Chowan, 2013
- 2 Eight times (Elon, FIU, Rice, MT, 2016)

Tackles

- 102 vs. North Carolina Central, 2013
- 95 vs. Old Dominion, 2016
- 86 vs. FIU, 2016
- 83 vs. Wesley College, 2014
- 81 vs. Presbyterian, 2015

Fewest: 45, vs. Morehead State, 2014

Solo Tackles

- 82 vs. North Carolina Central, 2013
- 60 vs. James Madison, 2014
- 56 vs. #24/#25 Gardner-Webb, 2013
- 56 vs. Wesley College, 2013

vs. FBS: 54, vs. UTSA, 2015

Fewest: 34, vs. Temple, 2015

Tackles For Loss

- 11 vs. Marshall, 2015
- 10 vs. Johnson C. Smith, 2014
- 9 vs. Rice, 2016
- 9 vs. Florida Atlantic, 2015
- 9 vs. Southern Miss, 2015
- 9 vs. North Carolina Central

Fewest: 2, vs. Morehead State, 2014

Sacks

- 5 vs. Florida Atlantic, 2015
- 4 vs. Presbyterian, 2015
- 4 vs. Marshall, 2015
- 4 vs. UTSA, 2015
- 4 vs. Wesley College, 2014

Fewest: 0 Last: vs. Temple, 2015

Safeties Recorded: 0

Safeties Allowed:

- 1 vs. Chowan, 2013
- 1 vs. Gardner-Webb, 2013

Quarterback hurries:

- 7 vs. Middle Tennessee, 2016
- 5 vs. Eastern Michigan, 2016
- 5 vs. Rice, 2016
- 5 vs. Campbell, 2013
- 5 vs. Chowan, 2013

Pass Breakups:

- 11 vs. Middle Tennessee, 2016
- 8 vs. Marshall, 2015
- 8 vs. Morehead State, 2014
- 8 vs. UNC Pembroke, 2013

Field Goals Made

- 3 vs. Eastern Michigan, 2016
- 2 five times (Last: vs. FIU, 2016)



GRIT	OPPORTUNITY	LEADERSHIP	DETERMINATION
<p>Field Goals Attempted 1. 4 vs. Marshall, 2015</p> <p>Punting yardage 1. 430 vs. Presbyterian, 2015 2. 391 vs. Florida Atlantic, 2015 3. 357 vs. Johnson C. Smith (9 punts), 2014 4. 326 vs. Morehead State (9 punts), 2014 5. 308 vs. Campbell (8 punts), 2013 Lowest: 28, vs. Coastal Carolina (1 punt), 2014 Lowest vs. FBS: 79, vs. FIU, 2016</p> <p>Punting yard avg. 1. 46.7 vs. Eastern Michigan, 2016 2. 44.5 vs. Marshall, 2015 3. 44.2 vs. Temple, 2015 4. 43.7 vs. Charleston Southern, 2014 5. 43.4 vs. Florida Atlantic, 2015 Lowest: 20.7, vs. Wesley, 2014</p> <p>Kickoff Return Yardage 1. 206 vs. Morehead State, 2014 2. 156 vs. Charleston Southern, 2014 3. 155 vs. FIU, 2016 155 vs. Chowan, 2013 Fewest: 13, vs. Marshall, 2015</p> <p>Kickoff Returns: 1. 9 vs. Morehead State, 2014 vs. FBS: 6, vs. UTSA, 2015; vs. FIU, 2016</p> <p>Kickoff Return TD: 1. 1 vs. Southern Miss, 2015 1 vs. North Carolina Central, 2013</p> <p>Punt Return Yardage 1. 33 vs. Temple, 2015 2. 22 vs. UNC Pembroke, 2013 Fewest: -3, vs. Chowan, 2013</p> <p>Punt Returns: 1. 3 vs. Southern Miss, 2015</p> <p>Punt Return TD: 1. 1 vs. Temple, 2015</p>	<p>MISCELLANEOUS</p> <p>OPPONENT KICKING GAME: Most FG Attempted Without a Miss 3 (3-3) vs. Eastern Michigan, 2016 Most FG Attempted Without a Make 2 (0-2) vs. Charleston Southern, 2014</p> <p>Field goals of 40+: 1 vs. Middle Tennessee, 2016 (41) 1 vs. Florida Atlantic, 2015 (45) 1 vs. James Madison, 2014 1 vs. UNC Pembroke</p> <p>Blocked FG Att.: 1 three times (vs. JCSU; vs. CSU, 2014)</p> <p>Blocked PAT: 1 vs. Temple, 2015 1 vs. North Carolina Central</p> <p>2-Point conversion: 0</p> <p>Most PAT Made Without a Miss 8 (8-8) vs. Coastal Carolina, 2014 vs. FBS: 7 (7-7) vs. Old Dominion, 2016</p> <p>Most punts: 11 vs. Presbyterian, 2015 9 vs. Florida Atlantic, 2015 9 vs. Morehead State, 2014 9 vs. Johnson C. Smith, 2014</p> <p>Fewest punts: 1 vs. Coastal Carolina, 2014 vs. FBS: 2, vs. Marshall, 2015; vs. FIU, 2016</p> <p>Blocked punts: 1 vs. Wesley College, 2014</p> <p>Touchbacks (Punt): 1, six times</p> <p>Fair catches: 4, Presby, FAU, 2015; Rice, 2016</p> <p>50+ punts: 4, vs. Florida Atlantic, 2015</p> <p>Inside 20: 5, vs. Florida Atlantic, 2015</p> <p>Kickoffs: 10, vs. Coastal Carolina, 2014</p> <p>Fewest Kickoffs: 1, vs. Johnson C. Smith, 2014</p> <p>Kickoff Yards: 616, vs. Coastal Carolina, 2014</p> <p>Kickoff Yards avg.: 65.0, vs. FAU, 2015</p> <p>Touchbacks (Kickoff): 4 vs. Marshall, 2015 4 vs. UNC Pembroke, 2013</p> <p>Out of bounds: 2, vs. James Madison, 2014</p>		



GRIT

OPPORTUNITY

LEADERSHIP

DETERMINATION

ROAD GAMES

49ers Records

CHARLOTTE 49ERS CHARLOTTE 49ERS

TEAM AWAY SUPERLATIVES

Most Points

- 61 at Morehead State (W, 61-17), 2013
- 56 at the Citadel (L, 56-63 2ot), 2014
- 45 at Presbyterian (W, 45-21), 2013
- 40 at NC Central (W, 40-28), 2014
- 38 at Southern Miss (W, 38-27), 2016
- 34 at Old Dominion (L, 34-37), 2015

Fewest Points

- 7 at Rice (L, 7-27), 2015
- 7 at James Madison (L, 7-34), 2013
- 10 at Kentucky (L, 10-58), 2015
- 13 at Elon (L, 13-20), 2014
- 14 Four times (at UL; at UTSA, 2016)

Most Touchdowns

- 8 at Morehead State, 2013
 - 7 at The Citadel, 2014
 - 6 at Presbyterian, 2013
- vs. FBS: 5 at Southern Miss, 2016
 Fewest: 1, four times (@ UK; @ Rice, 2015)

Most Touchdowns Rushing

- 6 at Morehead State, 2013
- 4 at Old Dominion, 2015
- 4 at Campbell, 2014
- 3 six times (at Marshall; at USM, 2016)

Most Touchdowns Passing/Receiving

- 4 at The Citadel, 2014
- 3 at Florida Atlantic, 2016
- 3 at FIU, 2015
- 3 at Presbyterian, 2013

Total Offense

- 684 at The Citadel, 2014
 - 580 at Morehead State, 2013
 - 536 at Old Dominion, 2015
 - 505 at Presbyterian, 2013
 - 501 at Coastal Carolina, 2013
- Lowest: 208, at Louisville, 2016

Rushing Attempts

- 70 at Old Dominion, 2015
 - 54 at Georgia State, 2015
 - 52 at Coastal Carolina, 2013
 - 50 at Marshall, 2016
 - 49 at North Carolina Central, 2014
- Fewest: 19, at UTSA, 2016

Yards Rushing

- 439 at Morehead State, 2013
 - 326 at The Citadel, 2014
 - 309 at Old Dominion, 2015
 - 303 at Southern Miss, 2016
 - 300 at North Carolina Central, 2014
 - 281 at Coastal Carolina, 2013
- Lowest: 8, at UTSA, 2016

Pass Completions

- 25 at FIU, 2015
 - 24 at Old Dominion, 2015
 - 22 at The Citadel, 2014
 - 19 at Georgia State, 2015
 - 19 at Elon, 2014
- Fewest: 11, at Kentucky, 2015
 11, at North Carolina Central, 2014

Pass Attempts

- 44 at UTSA, 2016
 - 43 at The Citadel, 2014
 - 42 at Temple, 2016
 - 42 at Elon, 2014
 - 38 at FIU, 2015
- Fewest: 17, at Florida Atlantic, 2016

Yards Passing/Receiving

- 358 at The Citadel, 2014
 - 269 at Presbyterian, 2014
 - 264 at FIU, 2015
 - 255 at Gardner-Webb, 2014
 - 244 at Georgia State, 2015
- Lowest: 87, at Kentucky, 2015

Most First Downs

- 36 at The Citadel, 2014
 - 31 at Old Dominion, 2015
 - 30 at Coastal Carolina, 2013
 - 27 at FIU, 2015
 - 25 at Temple, 2016
- Fewest: 10, at UTSA, 2016

Turnovers Forced

- 5 at James Madison, 2013
 - 3 at Louisville, 2016
 - 3 at Southern Miss, 2016
 - 3 at Georgia State, 2015
 - 3 at NC Central, 2014
 - 3 at Morehead State, 2013
- Fewest: 0, twice (at Temple, 2016)

Fumbles Recovered

- 3 at James Madison, 2013
- 2 at Louisville, 2016
- 2 at Georgia State, 2015
- 2 at Middle Tennessee, 2015
- 2 at North Carolina Central, 2014
- 2 at Charleston Southern, 2013

Fumble Return for TD

- 1 at Louisville, 2016
- 1 at UTSA, 2016
- 1 at Georgia State, 2015
- 1 at North Carolina Central, 2014

Interceptions

- 3 at Southern Miss, 2016
- 2 five times

Interception Return For TD

- 1 at Gardner Webb, 2014
- 1 at Morehead State, 2013

Turnovers Committed

- 7 at Middle Tennessee, 2015
- 5 at Georgia State, 2015
- 4 at Elon, 2014
- 4 at James Madison, 2013

Fumbles Lost

- 3 at Georgia State, 2015
- 3 at Middle Tennessee, 2015
- 3 at James Madison, 2013

Interceptions Thrown

- 4 at Middle Tennessee, 2015
- 3 at Elon, 2014
- 2 Four times (at GSU; at UK, 2015)

Tackles

- 118 at James Madison, 2013
 - 102 at The Citadel, 2014
 - 101 at Coastal Carolina, 2013
 - 97 at Campbell, 2014
 - 97 at Morehead State, 2013
- vs. FBS: 93, at Rice, 2015
 Fewest: 59, at GSU; at FIU, 2015

Solo Tackles

- 68 at The Citadel, 2014
 - 68 at Elon, 2014
 - 67 at Middle Tennessee, 2015
 - 58 at Presbyterian, 2013
 - 57 at UTSA, 2016
 - 57 at #3/#6 Coastal Carolina, 2013
- Fewest: 29, at Marshall, 2016

Tackles For Loss

- 10 at Campbell, 2014
 - 9 at Georgia State, 2015
 - 9 at James Madison, 2013
 - 8 five times (at MT; at UK, 2015)
- Fewest: 1, at FIU, 2015; at UL, 2016

Sacks

- 4 at North Carolina Central, 2014
- 4 at Morehead State, 2013
- 3 at Marshall, 2016
- 3 at Southern Miss, 2016
- 3 at UTSA, 2016
- 3 at Georgia State, 2015
- 3 at Old Dominion, 2015
- 3 at Campbell, 2014

Safeties Recorded:

0

Safeties allowed:

- 1 at Charleston Southern, 2013

Quarterback hurries:

- 7 at Elon, 2014
- 6 at Old Dominion, 2015

Pass Breakups:

- 7 at Gardner-Webb, 2014
- 6 at FIU, 2015

Field Goals Made

- 3 at Georgia State, 2015
- 2 at Marshall, 2016
- 2 at Old Dominion, 2015
- 2 at The Citadel, 2014
- 2 at Elon, 2014
- 2 at NC Central, 2014
- 2 at Campbell, 2014
- 2 at Morehead State, 2013



GRIT	OPPORTUNITY	LEADERSHIP	DETERMINATION
<p>Field Goals Attempted</p> <ol style="list-style-type: none"> 3 at Marshall, 2016 3 at Georgia State, 2015 3 at Old Dominion, 2015 3 at Rice, 2015 3 at Gardner-Webb, 2014 3 at NC Central, 2014 <p>Field Goals Missed</p> <ol style="list-style-type: none"> 3 at Rice (0-3 FG), 2015 2 at Gardner-Webb (1-3 FG), 2014 <p>PAT Made</p> <ol style="list-style-type: none"> 7 at Morehead State (7-7 PAT), 2013 6 at The Citadel (6-6 PAT), 2014 6 at Presbyterian (6-6 PAT), 2013 <p>vs. FBS: 5, at Southern Miss, 2016</p> <p>Punting yardage</p> <ol style="list-style-type: none"> 424 at Louisville (11 punts), 2016 344 at UTSA (9 punts), 2016 315 at Middle Tennessee (8 punts), 2015 313 at Kentucky (8 punts), 2015 293 at James Madison (8 punts), 2013 <p>Lowest: 107, at Morehead State (3 punts)</p> <p>Punting yard avg.</p> <ol style="list-style-type: none"> 42.8 at NC Central (6 p; 257 y), 2014 42.7 at The Citadel (3 p; 128 y), 2014 42.0 at Florida Atlantic (5 p; 210 y), 2016 40.7 at Southern Miss (7 p; 285 y), 2016 <p>Lowest: 33.0 at Temple (7 p; 231 y), 2016</p> <p>Kickoff Return Yardage</p> <ol style="list-style-type: none"> 208 at Middle Tennessee, 2015 189 at Louisville, 2016 169 at Old Dominion, 2015 145 at Kentucky, 2015 <p>Fewest: 0, at Florida atlantic (0 KR), 2016</p> <p>Kickoff Returns:</p> <ol style="list-style-type: none"> 10 at Louisville, 2016 9 at Kentucky, 2015 8 at Temple, 2016 8 at Middle Tennessee, 2015 8 at Old Dominion, 2015 8 at Coastal Carolina, 2013 <p>Kickoff Return TD:</p> <ol style="list-style-type: none"> 1 at Middle Tennessee, 2015 <p>Punting Return Yardage</p> <ol style="list-style-type: none"> 24 at Middle Tennessee, 2015 24 at NC Central, 2014 24 at Campbell, 2014 <p>Fewest: -4, at Kentucky, 2015</p> <p>Punt Returns:</p> <ol style="list-style-type: none"> 8 at Campbell, 2014 <p>vs. FBS: 2, five times (at USM, 2016)</p> <p>Punt Return TD:</p> <ol style="list-style-type: none"> 1 at Southern Miss, 2016 	<p>MISCELLANEOUS</p> <p>49ERS KICKING GAME:</p> <p>Most FG Attempted Without a Miss</p> <ol style="list-style-type: none"> 3 (3-3) at Georgia State, 2015 2 (2-2) at The Citadel, 2014 2 (2-2) at Elon, 2014 2 (2-2) at Campbell, 2014 2 (2-2) at Morehead State, 2013 <p>Most FG Attempted Without a Make</p> <ol style="list-style-type: none"> 3 (0-3) at Rice, 2015 1 (0-1) at Middle Tennessee, 2015 1 (0-1) at James Madison, 2013 1 (0-1) at Charleston Southern, 2013 <p>Field goals of 40+:</p> <ol style="list-style-type: none"> 2 at Morehead State, 2013 <p>vs. FBS: 1, at GSU; at FIU, 2015</p> <p>Blocked FG Att.:</p> <ol style="list-style-type: none"> 1 at Marshall, 2016 1 at Old Dominion, 2015 <p>Blocked PAT: 0</p> <p>Two-Point conversion:</p> <ol style="list-style-type: none"> 1 at The Citadel, 10/11/14 (pass) 1 at Coastal Carolina, 11/2/13 (rush) <p>Most PAT Made Without a Miss</p> <ol style="list-style-type: none"> 7 (7-7) at Morehead State, 2013 <p>vs. FBS: 5 (5-5), at Southern Miss, 2016</p> <p>Most punts:</p> <ol style="list-style-type: none"> 11 at Louisville, 2016 9 at UTSA, 2016 8 at Middle Tennessee, 2015 8 at Kentucky, 2015 8 at James Madison, 2013 <p>Fewest punts:</p> <ol style="list-style-type: none"> 3 at The Citadel, 2014 3 at Presbyterian, 2013 3 at Morehead State, 2013 <p>Blocked punts:</p> <ol style="list-style-type: none"> 1 at FIU, 2015 <p>50+ punts:</p> <ol style="list-style-type: none"> 2 at Louisville, 2016 2 at North Carolina Central, 2014 2 at Campbell, 2014 <p>Inside 20:</p> <ol style="list-style-type: none"> 3 at Old Dominion, 2015 3 at North Carolina Central, 2014 	<p>Kickoffs:</p> <ol style="list-style-type: none"> 11 at Morehead State, 2013 <p>vs. FBS: 7, at Southern Miss, 2016</p> <p>7, at Old Dominion, 2015</p> <p>Fewest Kickoffs:</p> <ol style="list-style-type: none"> 2 at Rice, 2015 2 at James Madison, 2013 <p>Kickoff Yards:</p> <ol style="list-style-type: none"> 574 at Morehead State, 2013 <p>vs. FBS: 441, at Old Dominion, 2015</p> <p>Kickoff Yards avg.:</p> <ol style="list-style-type: none"> 64.5 at James Madison, 2013 <p>vs. FBS: 63.7, at Kentucky, 2015</p> <p>Out of bounds:</p> <p>0</p>	



GRIT

OPPORTUNITY

LEADERSHIP

DETERMINATION

ROAD GAMES

Opponent Records

CHARLOTTE 49ERS CHARLOTTE 49ERS

OPPONENT AWAY SUPERLATIVES

Most Points

- 73 at Middle Tennessee, 2015
- 70 at Louisville, 2016
- 63 at The Citadel, 2014
- 58 at Kentucky, 2015
- 50 at Coastal Carolina, 2013

Fewest Points

- 9 at Campbell, 2014
- 17 at Morehead State, 2013
- 20 at Georgia State, 2015
20 at Elon, 2014
- 21 at Presbyterian, 2013

Most Touchdowns

- 10 at Louisville, 2016
10 at Middle Tennessee, 2015
 - 9 at The Citadel, 2014
 - 7 at FIU, 2015
7 at Kentucky, 2015
7 at #3/#6 Coastal Carolina, 2013
- Fewest: 1, at Campbell, 2014
Fewest vs. FBS: 2, at Georgia State, 2015

Most Touchdowns Rushing

- 7 at The Citadel, 2014
- 6 at Kentucky, 2015
- 5 at #3/#6 Coastal Carolina, 2013
- 4 at Temple, 2016
4 at Middle Tennessee, 2015
4 at James Madison, 2013

Most Touchdowns Receiving

- 8 at Louisville, 2016
 - 5 at Middle Tennessee, 2015
 - 4 at Old Dominion, 2015
 - 3 at UTSA, 2016
3 at FIU, 2015
- Fewest: 0, at Florida Atlantic, 2016
0, at Kentucky, 2015
0, at Presbyterian, 2013

Total Offense

- 689 at the Citadel, 2014
 - 663 at Louisville, 2016
 - 659 at Middle Tennessee, 2015
 - 621 at Coastal Carolina, 2014
 - 548 at Charleston Southern, 2013
 - 544 at Kentucky, 2015
- Lowest: 341, at Campbell, 2014

Rushing Attempts

- 78 at The Citadel, 2014
 - 65 at #16/#17 James Madison, 2013
 - 62 at Coastal Carolina, 2013
 - 61 at Rice, 2015
61 at Charleston Southern, 2013
- Fewest: 24, at Marshall, 2016

Yards Rushing

- 553 at The Citadel, 2014
 - 415 at Kentucky, 2015
 - 384 at Coastal Carolina, 2013
 - 375 at Charleston Southern, 2013
 - 321 at #16/#17 James Madison, 2013
- Lowest: 66, at North Carolina Central, 2014
Lowest vs. FBS: 88, at Marshall, 2016

Pass Completions

- 43 at Elon, 2014
 - 32 at Marshall, 2016
32 at Southern Miss, 2016
32 at Gardner-Webb, 2014
32 at Morehead State, 2013
- Fewest: 13, at The Citadel, 2014
Fewest vs. FBS: 15, at Rice, 2015

Pass Attempts

- 59 at Elon, 2014
 - 54 at Morehead State, 2013
 - 53 at Southern Miss, 2016
 - 51 at Campbell, 2014
 - 48 at Gardner-Webb, 2014
- Fewest: 22, at The Citadel, 2014
Fewest vs. FBS: 26, at Rice, 2015

Yards Receiving

- 414 at UTSA, 2016
 - 404 at Southern Miss, 2016
 - 391 at Louisville, 2016
 - 379 at Middle Tennessee, 2015
 - 367 at Old Dominion, 2015
- Lowest: 126, at Rice, 2015

Most First Downs

- 38 at Louisville, 2016
 - 36 at The Citadel, 2014
 - 32 at Coastal Carolina, 2013
 - 30 at #16/#17 James Madison, 2013
 - 28 at Rice, 2015
28 at Elon, 2014
28 at Charleston Southern, 2013
- Fewest: 16, at Georgia State, 2015

Turnovers Forced

- 7 at Middle Tennessee, 2015
- 5 at Georgia State, 2015
- 4 at Elon, 2014
4 at James Madison, 2013

Fumbles Recovered

- 3 at Georgia State, 2015
3 at Middle Tennessee, 2015
3 at James Madison, 2013

Interceptions

- 4 at Middle Tennessee, 2015
- 3 at Elon, 2014
- 2 Four times (at GSU; at UK, 2015)

Turnovers Committed

- 5 at James Madison, 2013
 - 3 at Louisville, 2016
3 at Southern Miss, 2016
3 at Georgia State, 2015
3 at NC Central, 2014
3 at Morehead State, 2013
- Fewest: 0, twice (at Temple, 2016)

Fumbles Lost

- 3 at James Madison, 2013
- 2 at Louisville, 2016
2 at Georgia State, 2015
2 at Missle Tennessee, 2015
2 at North Carolina Central, 2014
2 at Charleston Southern, 2013

Interceptions Thrown

- 3 at Southern Miss, 2016
- 2 five times

Tackles

- 128 at Old Dominion, 2015
 - 96 at Coastal Carolina, 2013
 - 93 at Marshall, 2016
 - 90 at Kentucky, 2015
 - 87 at #16/#17 James Madison, 2013
- Fewest: 43, at UTSA, 2016

Solo Tackles

- 64 at Georgia State, 2015
 - 61 at FIU, 2015
 - 56 at Old Dominion, 2015
 - 55 at Temple, 2016
55 at The Citadel, 2014
- Fewest: 21, at UTSA, 2016

Tackles For Loss

- 14 at FIU, 2015
 - 10 at Old Dominion, 2015
10 at Kentucky, 2015
 - 8 at Marshall, 2016
8 at UTSA, 2016
8 at Georgia State, 2015
- Fewest: 2, at Campbell, 2014
Fewest vs. FBS: 6, at Florida Atlantic, 2016

Sacks

- 7 at FIU, 2015
 - 5 at Georgia State, 2015
 - 4 at Louisville, 2016
4 at Kentucky, 2015
- Fewest: 0 Last: at Campbell, 2014
Fewest vs. FBS: 1, twice (at Temple, 2016)

Safeties Recorded:

- 1 at Charleston Southern, 2013

Safeties allowed:

0

Quarterback hurries:

- 10 at Marshall, 2016

Pass Breakups:

- 9 at Campbell, 2014
- vs. FBS: 7, at Temple; at UTSA, 2016

Field Goals Made

- 3 at Old Dominion, 2015
3 at Kentucky, 2015
- 2 Six times (at Temple; at UTSA, 2016)

Field Goals Attempted

- 5 at Elon, 2014
- 4 at Old Dominion, 2015
4 at Gardner-Webb, 2014



GRIT	OPPORTUNITY	LEADERSHIP	DETERMINATION
<p>Punting yardage</p> <ol style="list-style-type: none"> 379 at Campbell (10 punts), 2014 294 at Georgia State (6 punts), 2015 229 at NC Central (7 punts), 2014 <p>Lowest: 54, at James Madison (2 punts), 2013</p> <p>Punting yard avg.</p> <ol style="list-style-type: none"> 49.0 at Georgia State, 2015 44.0 at Temple, 2016 43.0 at Coastal Carolina, 2013 42.2 at UTSA, 2016 <p>Lowest: 27.0, at James Madison, 2013</p> <p>Kickoff Return Yardage</p> <ol style="list-style-type: none"> 199 at North Carolina Central, 2014 166 at Gardner-Webb, 2014 154 at Presbyterian, 2013 <p>vs. FBS: 109, at Georgia State, 2015</p> <p>Fewest: 30, at Rice, 2015</p> <p>Kickoff Returns:</p> <ol style="list-style-type: none"> 8 at North Carolina Central, 2014 <p>vs. FBS: 5, twice (at Marshall, 2016)</p> <p>Kickoff Return TD:</p> <ol style="list-style-type: none"> 1 at Gardner-Webb, 2014 <p>Punt Return Yardage</p> <ol style="list-style-type: none"> 28 at Southern Miss, 2016 27 at FIU, 2015 22 at Rice, 2015 <p>Fewest: -3, twice (at Louisville, 2016)</p> <p>Punt Returns:</p> <ol style="list-style-type: none"> 3 at Louisville, 2016 3 at Temple, 2016 3 at UTSA, 2016 3 at James Madison, 2013 <p>Punt Return TD:</p> <ol style="list-style-type: none"> 1 at FIU, 2015 	<p>MISCELLANEOUS</p> <p>OPPONENT KICKING GAME:</p> <p>Most FG Attempted Without a Miss</p> <ol style="list-style-type: none"> 3 (3-3) at Kentucky, 2015 <p>Most FG Attempted Without a Make</p> <ol style="list-style-type: none"> 2 (0-2) at Charleston Southern, 2013 <p>Field goals of 40+:</p> <ol style="list-style-type: none"> 3 at Old Dominion, 2015 <p>Blocked FG Att.:</p> <p>0</p> <p>Blocked PAT:</p> <ol style="list-style-type: none"> 1 at Old Dominion, 2015 <p>Two-Point conversion:</p> <ol style="list-style-type: none"> 1 at Old Dominion, 2015 1 at Charleston Southern, 2013 <p>Most PAT Made Without a Miss</p> <ol style="list-style-type: none"> 10 (10-10) at Louisville, 2016 10 (10-10) at Middle Tennessee, 2015 9 (9-9) at The Citadel, 2014 <p>Most punts:</p> <ol style="list-style-type: none"> 10 at Campbell, 2014 <p>vs. FBS: 6, Four times (at FAU; MU; USM; '16)</p> <p>Fewest punts:</p> <ol style="list-style-type: none"> 2 at Louisville, 2016 2 at James Madison, 2013 2 at Coastal Carolina, 2013 <p>Blocked punts:</p> <ol style="list-style-type: none"> 1 at Southern Miss, 2016 <p>Fair catches:</p> <ol style="list-style-type: none"> 5 at Marshall, 2016 4 at UTSA, 2016 <p>50+ punts:</p> <ol style="list-style-type: none"> 3 at Southern Miss, 2016 3 at Georgia State, 2015 <p>Inside 20:</p> <ol style="list-style-type: none"> 4 at Gardner-Webb, 2014 <p>vs. FBS: 3, twice (at Southern Miss, 2016)</p> <p>Kickoffs:</p> <ol style="list-style-type: none"> 11 at Louisville, 2016 11 at Middle Tennessee, 2015 11 at Kentucky, 2015 <p>Fewest Kickoffs:</p> <ol style="list-style-type: none"> 2 at Campbell, 2014 <p>Kickoff Yards:</p> <ol style="list-style-type: none"> 683 at Middle Tennessee, 2015 666 at Louisville, 2016 <p>Kickoff Yards avg.:</p> <ol style="list-style-type: none"> 65.0 at Georgia State, 2015 64.4 at Elon, 2014 <p>Touchbacks (Kickoff):</p> <ol style="list-style-type: none"> 5 at UTSA, 2016 4 at Florida Atlantic, 2016 4 at Middle Tennessee, 2015 4 at FIU, 2015 <p>Out of bounds:</p> <ol style="list-style-type: none"> 1 five times (at Marshall, 2016) 		



GRIT

OPPORTUNITY

LEADERSHIP

DETERMINATION

INDIVIDUAL STADIUM RECORDS

CHARLOTTE 49ERS CHARLOTTE 49ERS CHARLOTTE 49ERS

RICHARDSON STADIUM RECORDS

Charlotte Player Superlatives

Most Points

- 18 Hasaan Klugh (3 TD) vs. Middle Tennessee, 2016
- 18 Kalif Phillips (3 TD) vs. Johnson C. Smith, 2014
- 18 Kalif Phillips (3 TD) vs. Wesley, 2014
- 18 Kalif Phillips (3 TD) vs. Morehead State, 2014
- 14 Blake Brewer (3-3 FG; 5-5 PAT) vs. Johnson C. Smith, 2014
- 14 Blake Brewer (3-3 FG; 5-5 PAT) vs. Campbell, 2013

Most Touchdowns

- 3 Hasaan Klugh vs. Middle Tennessee, 2016
- 3 Kalif Phillips vs. Johnson C. Smith, 2014
- 3 Kalif Phillips vs. Wesley, 2014
- 3 Kalif Phillips vs. Morehead State, 2014

Rushing Touchdowns

- 3 Hasaan Klugh vs. Middle Tennessee, 2016
- 3 Kalif Phillips vs. Johnson C. Smith, 2014
- 3 Kalif Phillips vs. Wesley, 2014
- 3 Kalif Phillips vs. Morehead State, 2014

Receiving Touchdowns

- 2 Richard Murphy vs. UTSA, 2015
- 2 Austin Duke vs. #25 Charleston Southern, 2014
- 2 Austin Duke v. Chowan, 2013
- 2 Austin Duke v. Gardner-Webb, 2013
- 2 CJ Crawford v. Gardner-Webb, 2013
- 2 CJ Crawford v. UNC Pembroke, 2013

Passing Touchdowns

- 5 Matt Johnson v. Chowan, 9/7/13
- 5 Matt Johnson v. Gardner-Webb, 10/5/13
- 3 Kevin Olsen vs. Elon, 9/10/16
- 3 Matt Johnson v. Campbell, 8/31/13
- 3 Matt Johnson v. UNC Pembroke, 10/12/13

Yards all-Purpose

- 254 Damarrell Alexander, vs. #2/#3 Coastal Caroliona, 2014
- 251 Austin Duke vs. #25 Charleston Southern, 2014
- 220 Kalif Phillips vs. James Madison, 2014
- 196 Kalif Phillips vs. #25 Charleston Southern, 2014

Yards Rushing

- 196 Kalif Phillips vs. #25 Charleston Southern, 2014
- 187 Kalif Phillips vs. Morehead State, 2014
- 173 Kalif Phillips vs. Wesley, 2014
- vs. FBS: 159, Kalif Phillips vs. FAU, 2015

Rush Attempts

- 36 Kalif Phillips vs. Wesley, 2014
- vs. FBS: 29, Kalif Phillips vs. FAU, 2015

Yards per Rush

- 15.8 Ben LeMay (79 yds; 5 r) vs. Elon, 9/10/16
- 10.4 Kalif Phillips (187 yds; 18 r) vs. Morehead State, 2014

Yards Receiving

- 251 Austin Duke vs. #25 Charleston Southern, 2014
- 166 Austin Duke vs. Presbyterian, 2015
- 162 Austin Duke vs. James Madison, 2014

- 128 Austin Duke v. UNC Pembroke, 10/12/13
- 112 Austin Duke vs. Middle Tennessee, 11/19/16
- 107 Trent Bostick v. Gardner-Webb, 10/5/13

Receptions

- 12 Austin Duke vs. #25 Charleston Southern, 2014
- 9 Austin Duke vs. Eastern Michigan, 9/17/16

Receiving Yards Per Catch (min. 3 catches)

- 30.7 Richard Murphy (92 yds; 3 rec.) vs. Morehead State, 2014
- 25.8 Austin Duke (103 yds; 4 rec.) vs. Elon, 9/10/16
- 23.1 Austin Duke (162 yds; 7 rec.) vs. James Madison, 2014

Yards Passing

- 342 Matt Johnson v. Gardner-Webb, 2013
- 335 Matt Johnson v. NC Central, 2013
- 305 Matt Johnson vs. #25 Charleston Southern, 2014

Pass Attempts

- 52 Matt Johnson v. NC Central, 2013
- 49 Hasaan Klugh vs. Middle Tennessee, 11/19/16

Pass Completions

- 35 Matt Johnson v. NC Central, 2013

Pass Completion Pct.

- .782 (1925) Kevin Olsen vs. Elon, 9/10/16
- .767 (23-30) Matt Johnson vs. Chowan, 2013
- .722 (13-18) Matt Johnson vs. Johnson C. Smith, 2014
- .727 (8-11) Matt Johnson vs. Presbyterian, 2015
- .700 (21-30) Lee McNeill vs. Wesley, 2014

Pass Yards Per Completion

- 23.8 Matt Johnson (187 yds; 8 comp.) vs. Presbyterian, 2015

Interceptions Thrown

- 5 Matt Johnson v. NC Central, 2013
- 4 Lee McNeill vs. Florida Atlantic, 2015

Pass Interception Pct. (Low)

- .000 (0 INT; 49 att.) Hasaan Klugh vs. Middle Tennessee, 11/19/16
- .000 (0 INT; 46 att.) Matt Johnson vs. #24/#25 Gardner-Webb

Pass Interception Pct. (High)

- .129 (4 INT; 31 att.) Lee McNeill vs. FAU, 2015

Two-Point Conversions

- 1 Hasaan Klugh vs. Middle Tennessee, 11/19/16 (pass)
- 1 CJ Crawford vs. Campbell, 8/31/13 (rush)
- 1 Lee McNeill vs. UNC Pembroke, 10/12/13 (rush)

Two-Point Rush

- 1 CJ Crawford vs. Campbell, 8/31/13
- 1 Lee McNeill vs. UNC Pembroke, 10/12/13

Two-Point Pass

- 1 Austin Duke to H. Klugh vs. Middle Tennessee, 11/19/16

Two-Point Reception

- 1 Hasaan Klugh from A. Duke to vs. Middle Tennessee, 11/19/16

Defensive Extra Point

- 0

Tackles

- 15 Dustin Crouser vs. Wesley, 2014
- 13 Branden Dozier vs. Temple, 2015
- 13 Micah Bryan v. UNC Pembroke, 2013

Solo Tackles

- 11 Ben DeLuca vs. Rice, 11/12/16
- 10 Ed Rolle vs. Rice, 11/12/16
- 10 Micah Bryan v. UNC Pembroke, 2013
- 10 Caleb Clayton-Molby v. GWU, 2013



GRIT	OPPORTUNITY	LEADERSHIP	DETERMINATION
Tackles For Loss		3 Blake Brewer vs. Johnson C. Smith (3-3 FG), 2014	
4.5	Larry Ogunjobi vs. FIU, 10/15/16	3 Blake Brewer vs. Campbell (3-3 FG), 2013	
4.5	Larry Ogunjobi vs. UTSA, 2015	Field Goals Attempted	
4.0	Larry Ogunjobi vs. FAU, 2015	4 Blake Brewer vs. UTSA (2-4 FG), 11/14/15	
3.0	Daquan Lucas v. Morehead State, 2014	Field Goal Pct.	
3.0	Tanner Fleming v. Johnson C. Smith, 2014	1.00 (3-3) Blake Brewer vs. Johnson C. Smith, 2014	
3.0	Terry Caldwell v. NC Central, 2013	1.00 (3-3) Blake Brewer vs. Campbell, 2013	
3.0	Greg Cunningham Jr. v. Chowan, 2013	Lowest: .000 (0-1) Blake Brewer (last: vs. Coastal, 2014)	
Tackles For Loss Yards		Field Goals Blocked	
38	Alex Petzke vs. #24/#25 Gardner-Webb, 2013	1 Blake Brewer vs. Middle Tennessee, 11/19/16	
Sacks		1 Blake Brewer vs. North Carolina Central, 2013	
2.0	Zach Duncan vs. Presbyterian, 2015	1 Blake Brewer vs. Gardner-Webb, 2013	
2.0	Daquan Lucas vs. UTSA, 2015	1 Blake Brewer vs. UNC Pembroke, 2013	
2.0	Karrington King v. Morehead State, 2014	Field Goals Missed	
2.0	Mark Pettit v. Johnson C. Smith, 2014	2 Blake Brewer, 4 times (3 in 2015)	
Sack Yardage		PAT Made	
18	Mark Pettit (2 sacks) vs. JC Smith, 2014	6 Blake Brewer vs. Morehead State (6-6), 2014	
Takeaways		6 Blake Brewer vs. Chowan (6-6), 2013	
2	Greg Cunningham (1 FR; 1 INT) vs. #25 Charleston Southern 2014	6 Blake Brewer vs. Gardner-Webb (6-6), 2013	
2	Micah Bryan (1 FR, 1 INT) vs. Chowan, 2013	PAT Attempts	
Interceptions		6 Stephen Muscarello vs. Elon (5-6), 9/10/16	
1		6 Blake Brewer vs. Morehead State (6-6), 2014	
Interception Return Yards		6 Blake Brewer vs. Chowan (6-6), 2013	
48	Anthony Covington vs. Rice, 11/12/16	6 Blake Brewer vs. Gardner-Webb (6-6), 2013	
48	Prince Mayela vs. Johnson C. Smith, 2014	PAT Pct.	
Interception Return TDs		1.00 (6-6) Blake Brewer vs. Morehead State, 2014	
1	Terrance Winchester vs. Rice, 11/12/16	Lowest : .500 (1-2) Blake Brewer vs. North Carolina Central, 2013	
1	Tank Norman vs. FAU, 2015	PAT Blocked	
1	Prince Mayela vs. Johnson C. Smith, 2014	1 Stephen Muscarello vs. FIU, 10/15/16	
1	Mark Hogan vs. Campbell, 2013	PAT Missed	
Forced Fumbles		1	
1		Punts	
Fumbles Recovered		9 Arthur Hart vs. Southern Miss, 2015	
1		Punt Yardage	
Fumbles Return Yards		379 Arthur Hart vs. FAU, 2015	
59	Ben DeLuca vs. Elon, 9/10/16	Punt Average	
7	Zeb Little vs. Campbell, 8/31/13	48.0 Arthur Hart vs. Eastern Michigan, 9/17/16	
7	Micah Bryan vs. Chowan, 9/7/13	Punts Inside the 20	
Fumble Return TDs		4 Arthur Hart vs. Elon, 9/10/16	
1	Ben DeLuca vs. Elon, 9/10/16	4 Arthur Hart vs. Marshall, 2015	
Safety recorded		Punts Fair Catches	
1	Terry Caldwell vs. Chowan, 2013	4 Last: Arthur Hart vs. UTSA, 2015	
1	Alex Petzke vs. #24/#25 Gardner-Webb, 2013	Punt Touchbacks	
Quarterback Hurries		2 Arthur Hart vs. FAU, 2015	
4	Tyriq Harris vs. Rice, 11/12/16	Punts of 50+	
4	Brandon Banks vs. #24/#25 Gardner-Webb, 2013	2 Arthur Hart vs. Elon, 9/10/16	
Pass Breakups		2 Arthur Hart vs. Middle Tennessee, 11/1/16	
3	Ben DeLuca vs. Old Dominion, 10/1/16	2 Arthur Hart vs. FAU, 2015	
Blocked Kicks		Punts Blocked	
1	Larry Ogunjobi vs. Temple, 10/2/15 (PAT)	1 Arthur Hart vs. Temple, 2015	
1	Juwan Foggie vs. Wesley, 11/15/14 (punt)	Kicks	
1	Nico Alcalde vs. #25 Charleston Southern, 9/27/14 (FG)	10 Blake Brewer vs. Johnson C. Smith, 2014	
1	DaQuavius Reid vs. Johnson C. Smith, 9/6/14 (FG)	Kick Yardage	
1	Terrence Winchester vs. North Carolina Central, 9/14/13 (FG)	629 Blake Brewer vs. Johnson C. Smith, 2014	
1	Nico Alcalde vs. North Carolina Central, 9/14/13 (PAT)	Kick Average	
Points (Kicking Game)		67.9 Blake Brewer vs. Presbyterian, 2015	
14	Blake Brewer vs. Johnson C. Smith (3-3 FG; 5-5 PAT), 2014	Kick Touchbacks	
14	Blake Brewer vs. Campbell (3-3 FG; 5-5 PAT), 2013	4 Blake Brewer vs. Johnson C. Smith, 2014	
Field Goals Made			



GRIT	OPPORTUNITY	LEADERSHIP	DETERMINATION
Kicks Out of Bounds			
1 Blake Brewer vs. #24/#25 Gardner-Webb, 10/5/13			
Kickoff Returns			
9 Damarrell Alexander vs. #2/#3 Coastal Carolina, 2014			
Kickoff Return Yardage			
220 Damarrell Alexander vs. #2/#3 Coastal Carolina, 2014			
Kickoff Return Average			
53.0 Mikel Hunter (106 yds; 2 ret.) vs. Chowan, 2013			
Kickoff Return TD			
1 Damarrell Alexander vs. #2/#3 Coastal Carolina, 2014			
1 Mikel Hunter vs. Chowan, 9/7/13			
Punt Returns			
4 Austin Duke vs. Elon, 9/10/16			
4 Mikel Hunter vs. Wesley College, 11/9/13			
Punt Return Yardage			
43 Ardy Holmes vs. #25 Charleston Souther, 2014			
Punt Return Average			
21.0 Corey Nesmith Jr. vs. Morehead State, 2014			
Punt Return TD			
0			
Two 100-Yard Rushers			
vs. Morehead State, Nov. 22, 2014			
Kalif Phillips, 187; Damarrell Alexander, 107			
Two 100-Yard Receivers			
0			
Two Blocked Kicks in a game:			
vs. North Carolina Central, 9/14/13			
Terrance Winchester blocks FG; Nico Alcalde blocks PAT			



GRIT

OPPORTUNITY

LEADERSHIP

DETERMINATION

C-USA TEAM RECORDS

SINGLE GAME

CHARLOTTE 49ERS C-USA RECORDS

TEAM GAME SUPERLATIVES

Most Points

- 38 at Southern Miss (W, 38-27), 2016
- 34 at Old Dominion (L, 34-37), 2015
- 31 vs. Middle Tennessee (L, 31-38), 2016
31 at FIU (L, 31-48), 2015
- 28 at Florida Atlantic (W, 28-23), 2016

Fewest Points

- 7 vs. Florida Atlantic (L, 17-7), 2015
7 at Rice (L, 27-7), 2015
- 10 vs. Southern Miss (L, 44-10), 2015
10 vs. Marshall (L, 34-10), 2015
- 14 at UTSA (L, 14-33), 2016
14 at Middle Tennessee (L, 14-73), 2015

Most Touchdowns

- 5, at Southern Miss, 2016

Fewest: 0, vs. Temple, 2015

Most Touchdowns Rushing

- 4 at Old Dominion, 2015

Most Touchdowns Passing/Receiving

- 3 at Florida Atlantic, 2013
3 at FIU, 2015
3 vs. UTSA, 2015

Most Players with a Touchdown

- 5 at Southern Miss, 2016
(Klugh, Washington, Montgomery, Ford II, Rolle)
- 4 at Florida Atlantic, 2016
(Klugh, Duke, Ford II, Bolus)

Most Players with a Rushing Touchdown

- 3 at Southern Miss, 2016
(Klugh, Washington, Montgomery)
- 3 at Old Dominion, 2015
(Phillips, 2, Buie, Johnson)

Most Players with a Receiving Touchdown

- 3 at Florida Atlantic, 2016
(Duke, Ford II, Bolus)

Most Players with a Passing Touchdown

- 3 at FIU, 2015
(Barden, Johnson, McNeill)

Total Offense Plays

- 106 vs. Old Dominion, 2015
- 95 vs. Middle Tennessee, 2016
- 86 at FIU, 2015

Lowest: 58, at Rice, 2015

Total Offense

- 536 at Old Dominion, 2015

Lowest: 200, vs. Florida Atlantic, 2015

Total Offense/Play

- 9.0 vs. Charleston Southern, 2014
- 8.8 at Morehead State, 2013
- 8.3 vs. Johnson C. Smith, 2014
- 8.2 vs. Morehead State, 2014
- 7.7 at The Citadel, 2014

Lowest: 2.4, vs. Florida Atlantic, 2015

Hi vs. FBS: 6.8 at Florida Atlantic, 2016

Rushing Attempts

- 70 at Old Dominion, 2015
- 54 vs. UTSA, 2015
- 50 at Marshall, 2016
- 49 Old Dominion, 2016
49 vs. FAU, 2015

Fewest: 19, at UTSA, 2016

Yards Rushing

- 309 at Old Dominion, 2015
- 303 at Southern Miss, 2016

Lowest: 8, at UTSA, 2016

Rushing yards/rush

- 10.4 at Morehead State, 2013
- 8.8 vs. Morehead State, 2014
- 7.2 vs. Charleston Southern, 2014
- 7.1 at The Citadel, 2014
- 6.6 at Southern Miss, 2016
6.6 at Campbell, 2014

Lowest: 0.4 at UTSA, 2016

Pass Completions

- 25 at FIU, 2015
- 24 at Old Dominion, 2015
- 22 vs. Middle Tennessee, 2016

Pass Attempts

- 50 vs. Middle Tennessee, 2016
- 44 at UTSA, 2016

Fewest: 17, at Florida Atlantic, 2016

Pass Completion Pct.

- .824 at Florida Atlantic (14-17), 2016
- .677 vs. FIU (21-31), 2016
- .667 at Old Dominion (24-36), 2015

Lowest: .324, vs. Florida Atlantic (11-34), 2015

Yards Passing/Receiving

- 264 at FIU, 2015
- 243 vs. UTSA, 2015
- 239 vs. Middle Tennessee, 2016
- 229 at UTSA, 2016
- 227 at Old Dominion, 2015

Yards Receiving/Catch

- 16.2 vs. UTSA, 2015
- 15.9 at Florida Atlantic, 2016
- 15.3 at UTSA, 2016
- 11.9 at Marshall, 2016

Lowest: 7.4, vs. Marshall, 2015

Most First Downs

- 31 at Old Dominion, 2015
- 27 at FIU, 2015

Fewest: 10, at UTSA, 2016

Turnovers Forced

- 5 vs. FAU, 2015
- 3 multiple times (vs. UTSA 2015)

Fumbles Forced

- 4 vs. FAU, 2015
4 at Old Dominion, 2015
- 3 at Middle Tennessee, 2015

Fumbles Recovered

- 3 vs. FAU, 2015

Fumble Return Yards

- xxx

Fumble Return for TD

- 1 at UTSA, 2016

Interceptions

- 3 at Southern Miss, 2016
3 vs. UTSA, 2015

Interception Return Yards

- 89 vs. Rice, 2016

Interception Return For TD

- 1 vs. Rice, 2016
1 vs. FAU, 2015

Turnovers Committed

- 7 at Middle Tennessee, 2015
7 vs. FAU, 2015

Fumbles Lost

- 3 at Middle Tennessee, 2015

Interceptions Thrown

- 6 vs. FAU, 2015
- 4 at Middle Tennessee, 2015
- 3 vs. Southern Miss, 2015

Two-Point Conversions

- 1 vs. Middle Tennessee, 11/19/16 (pass)

Two-Point Rush

None

Two-Point Pass/Reception

- 1 vs. Middle Tennessee, 11/19/16

Defensive Extra Point

0

Tackles

- 93 at Rice, 2015

Solo Tackles

- 67 vs. Middle Tennessee, 2015

Fewest: 28, v s. Old Dominion, 2016

Tackles For Loss

- 13 vs. UTSA, 2015
- 10 vs. Florida Atlantic 2015
- 8 at Middle Tennessee, 2015

Tackles For Loss Yardage

- 69 vs. UTSA, 2015



TEAM SINGLE GAME

CHARLOTTE 49ERS C-USA RECORDS

Sacks
 1. 5 vs. UTSA, 2015

Sack Yardage
 1. 34 vs. UTSA, 2015
 2. 22 at Middle Tennessee, 2015
 22 vs. FAU, 2015

Safeties Recorded
 None

Safeties allowed
 None

Quarterback hurries
 1. 11 vs. Rice, 11/12/16

Pass Breakups
 1. 8 vs. Southern Miss, 2015
 8 vs. Marshall, 2015

Points (Kicking Game)
 1. 10 vs. Old Dominion, 2015

Field Goals Made
 1 2 multiple times

Field Goals Attempted
 1. 4 vs. UTSA, 2015

Field Goal Pct.
 1.1.000 (1-1) three times
 2. .667 (2-3) three times

Lowest:
 .000 (0-3), at Rice, 2015

Most FG Attempted Without a Miss
 1 1

Most FG Attempted Without a Make
 1. 3 (0-3), at Rice, 2015

Field Goals Blocked
 1. 1 at MU; vs. MT, 2016

Field Goals Missed
 1. 3 at Rice (0-3), 2015
 2. 2 vs. Southern Miss (1-3), 2015
 2 vs. UTSA (2-4), 2015

Field goals made of 40+
 1. 1 vs. FAU (56); UTSA (41), 2015

PAT Made
 1. 5 at Southern Miss (5-5), 2016

PAT Attempts
 1. 5 at Southern Miss (5-5), 2016

PAT Pct.
 1.1.000 (5-5), at Southern Miss, 2016

Most PAT Made Without a Miss
 1. 5 at Southern Miss (5-5), 2016

Blocked PAT Attempts
 1. 1 vs. FIU, 2016

Punts
 1. 9 at UTSA, 11/26/16
 9 vs. Southern Miss, 2015
 4. 8 at Middle Tennessee, 2015
 8 vs. FAU, 2015

Punting yardage
 1. 379 vs. FAU, 2015
 2. 345 vs. Southern Miss, 2015
 3. 344 at UTSA, 2016
 4. 315 at Middle Tennessee, 2015

Punting yard avg.
 1. 47.4 vs. FAU (8 pt; 379 yds), 2015

Punts Inside the 20
 1. 3 multiple times (2016: v. EMU; v. Rice)

Punts for Fair Catches
 1. 6 at UTSA, 2016

Punt for Touchbacks
 1. 2 vs. FAU, 2015

Punts of 50+
 1. 2 vs. Middle Tennessee, 2016
 2 vs. FAU, 2015

Punts Blocked
 1. 1 at FIU, 2015

Kicks
 1. 7 at Southern Miss, 2016
 7 at Old Dominion, 2015

Kick Yardage
 1. 441 at Old Dominion, 2015
 2. 417 at Southern Miss, 2016
 3. 368 vs. FIU, 2016

Fewest: 80, at Rice, 2015

Kick Average
 1. 63.0 at UTSA, 2016
 63.0 vs. Florida Atlantic, 2015
 63.0 at Old Dominion, 2015

Kick Touchbacks
 1. 3 at Southern Miss, 2016
 3 at Old Dominion, 2015

Kicks Out of Bounds
 None

Kickoff Returns
 1. 9 vs. Old Dominion, 2016

Kickoff Return Yardage
 1. 208 at Middle Tennessee, 2015

Kickoff Return Average
 1. 26.5 vs. UTSA, 2015
 2. 26.3 vs. Middle Tennessee, 2016
 3. 26.0 at Middle Tennessee, 2015

Lowest: 0, at Florida Atlantic, 2016 (0 ret.)

Kickoff Return TD
 1. 1 at Middle Tennessee, 2015

Punt Returns
 1. 3 three times

Punting Return Yardage
 1. 28 vs. Southern Miss, 2015

Punting Return Average
 1. 24.0 at Middle Tennessee, 2015

Punt Return TD
 1. 1 at Southern Miss, 2016



GRIT

OPPORTUNITY

LEADERSHIP

DETERMINATION

C-USA TEAM RECORDS

SINGLE SEASON

CHARLOTTE 49ERS C-USA RECORDS

SINGLE SEASON TEAM RECORDS

Points

- 1. 202 2016
- 2. 140 2015

Points Per Game

- 1. 25.2 2016
- 2. 17.5 2015

Points Allowed

- 1. 310 2015
- 2. 246 2016

Points Allowed Per Game

- 1. 38.8 2015
- 2. 30.8 2016

Touchdowns

- 1. 26 2016
- 2. 17 2015

Touchdowns Allowed

- 1. 40 2015
- 2. 32 2016

Rushing Touchdowns

- 1. 14 2016
- 2. 8 2015

Rushing Touchdowns Allowed

- 1. 15 2016
- 2. 14 2015

Passing/Receiving Touchdowns

- 1. 9 2016
- 2. 7 2015

Passing/Receiving Touchdowns Allowed

- 2. 21 2015
- 1. 17 2016

Defensive Touchdowns

- 1. 1 2016
- 1 2015

Defensive Touchdowns Allowed

- 1. 3 2015
- 0 2016

Kick/Punt Return Touchdowns

- 1. 1 2016 (punt)
- 1 2015 (kick)

Kick/Punt Return Touchdowns Allowed

- 1. 2 2015
- 2. 0 2016

Touchdowns on Fake Field Goal

- 1. 0 2016
- 0 2015

Players with a Touchdown

- 1. 9 2016
- 2. 8 2015

Players with a Rushing Touchdown

- 1. 5 2015
- 2. 4 2016

Players with a Passing Touchdown

- 1. 3 2015
- 2. 2 2016

Players with a Receiving Touchdown

- 1. 5 2016
- 2. 3 2015

Players with a Defensive Touchdown

- 1. 1 2016
- 1 2015

Players with a Special Teams Touchdown

- 1. 1 2016
- 1 2015

Total Offense Plays

- 1. 632 2015
- 2. 601 2016

Opponent Offense Plays

- 1. 639 2015
- 2. 620 2016

Total Offense

- 1. 2928 2016
- 2. 2576 2015

Total Offense/Play

- 1. 4.9 2016
- 2. 4.1 2015

Total Offense/Game

- 1. 366.0 2016
- 2. 322.0 2015

Total Offense Allowed

- 1. 3658 2015
- 2. 3493 2016

Total Offense/Play Allowed

- 1. 5.7 2015
- 2. 5.6 2016

Total Offense/Game Allowed

- 1. 457.2 2015
- 2. 436.6 2016

Rushing Attempts

- 1. 370 2015
- 2. 340 2016

Yards Rushing

- 1. 1446 2016
- 2. 1232 2015

Rushing yards/rush

- 1. 4.3 2016
- 2. 3.3 2015

Rushing yards/game

- 1. 180.8 2016
- 2. 154.0 2015

Opponent Rushing Attempts

- 1. 344 2015
- 2. 272 2016

Opponent Yards Rushing

- 1. 1470 2015
- 4. 1070 2016

Opponent Rushing yards/rush

- 1. 4.3 2015
- 2. 3.9 2016

Opponents Rushing yards/game

- 1. 183.8 2015
- 2. 133.8 2016

Pass Completions

- 1. 133 2015
- 2. 132 2016

Pass Attempts

- 1. 262 2015
- 2. 261 2016

Pass Completion Pct.

- 1. .508 2015 (133-262)
- 2. .506 2016 (132-261)

Yards Passing/Receiving

- 1. 1482 2016
- 2. 1344 2015

Yards Receiving/Pass

- 1. 5.7 2016
- 2. 5.1 2015

Yards Receiving/Catch

- 1. 11.2 2016
- 2. 10.1 2015

Yards Receiving/Game

- 1. 185.2 2016
- 2. 168.0 2015

Opponent Pass Completions

- 1. 214 2016
- 2. 185 2015

Opponent Pass Attempts

- 1. 348 2016
- 2. 298 2015

Opponent Pass Completion Pct.

- 1. .627 2015 (185-295)
- 2. .615 2016 (214-348)

Opponent Yards Passing/Receiving

- 1. 2423 2016
- 2. 2188 2015

Opponent Yards Receiving/Pass

- 1. 7.4 2015
- 2. 7.0 2016

Opponent Yards Receiving/Catch

- 1. 11.8 2015
- 2. 11.3 2016

Opponent Yards Receiving/Game

- 1. 302.9 2016
- 2. 273.5 2015

First Downs

- 1. 159 2016
- 2. 157 2015



GRIT

OPPORTUNITY

LEADERSHIP

DETERMINATION

TEAM SEASON

CHARLOTTE 49ERS C-USA RECORDS

Opponent First Downs

- 1. 189 2015
- 2. 188 2016

Turnovers Forced

- 1. 16 2016
- 16 2015

Fumbles Forced

- 1. 11 2015
- 2. 3 2016

Fumbles Recovered

- 1. 8 2015
- 2. 4 2016

Fumble Return Yards

- 1. 3 2016
- 2. 0 2015

Fumble Return for TD

0

Interceptions

- 1. 12 2016
- 2. 8 2015

Interception Return Yards

- 1. 145 2016
- 2. 31 2015

Interception Return For TD

- 1. 1 2016
- 1 2015

Opponent Turnovers Forced

- 1. 25 2015
- 2. 10 2016

Opponent Fumbles Forced

- 1. 12 2015
- 2. 6 2016

Opponent Fumbles Recovered

- 1. 7 2015
- 2. 6 2016

Opponent Fumble Return Yards

- 1. 31 2015
- 2. 25 2016

Opponent Fumble Return for TD

0

Opponent Interceptions

- 1. 18 2015
- 2. 4 2016

Opponent Interception Return Yards

- 1. 321 2015
- 2. 63 2016

Opponent Interception Return For TD

- 1. 3 2015
- 2. 1 2016

Two-Point Conversions

- 1. 1 2016
- 2. 0 2015

Two-Point Conversion Attempts

- 1. 1 2016
- 2. 0 2015

Two-Point Rush

- 1. 0 2016
- 0 2015

Two-Point Rush Attempts

- 1. 0 2016
- 0 2015

Two-Point Pass/Reception

- 1. 1 2016
- 2. 0 2015

Two-Point Pass/Reception Attempts

- 1. 1 2016
- 2. 0 2015

Defensive Extra Point

0

Opponent Two-Point Conversions

- 1. 1 2015
- 2. 0 2016

Opponent Two-Point Conversion Attempts

- 1. 5 2016
- 2. 1 2015

Opponent Two-Point Rush

- 1. 0 2016
- 0 2015

Two-Point Rush Attempts

- 1. 0 2016
- 0 2015

Opponent Two-Point Pass/Reception

- 1. 1 2015
- 2. 0 2016

Two-Point Pass/Reception Attempts

- 1. 5 2016
- 2. 1 2015

Opponent Defensive Extra Point

0

Tackles

- 1. 599 2016
- 2. 561 2015

Solo Tackles

- 1. 393 2015
- 2. 317 2016

Tackles For Loss

- 1. 51 2015
- 2. 37 2016

Tackles For Loss Yardage

- 1. 182 2015
- 2. 144 2016

Sacks

- 1. 14 2015
- 2. 12 2016

Sack Yardage

- 1. 96 2015
- 2. 68 2016

Safeties Recorded

- 1. 0 2016
- 0 2015

Opponent Tackles

- 1. 629 2015
- 2. 591 2016

Opponent Solo Tackles

- 1. 391 2015
- 2. 295 2016

Opponent Tackles For Loss

- 1. 71 2015
- 2. 58 2016

Opponent Tackles For Loss Yardage

- 1. 289 2015
- 2. 240 2016



GRIT	OPPORTUNITY	LEADERSHIP	DETERMINATION
Opponent Sacks	Field Goals Missed		Punting yard avg.
1. 29 2015	1. 10 2015		1. 38.5 2015
2. 17 2016	2. 3 2016		2. 37.9 2016
Opponent Sack Yardage	Field goals of 40+		Punts Inside the 20
1. 169 2015	1. 2 2015		1. 14 2015
2. 111 2016	2. 0 2016		2. 12 2016
Opponent Safeties Recorded	PAT Made		Punts for Fair Catches
1. 0 2016	1. 23 2016		1. 26 2015
0 2015	2. 17 2015		2. 14 2016
Quarterback hurries	PAT Attempts		Punt for Touchbacks
1. 36 2016	1. 25 2016		1. 3 2015
2. 24 2015	2. 17 2015		2. 2 2016
Pass Breakups	PAT Pct.		Punts of 50+
1. 42 2016	1. 1.000 (17-17) 2015		1. 5 2015
2. 32 2015	2. .920 (23--25) 2016		2. 3 2016
Opponent Quarterback hurries	Missed PAT (includes blocked)		Punts Blocked
1. 32 2016	1. 2 2016		1. 1 2015
2. 19 2015	2. 0 2015		2. 0 2016
Opponent Pass Breakups	Opponent Points (Kicking Game)		Opponent Punts
1. 40 2015	1. 68 2015		1. 41 2016
2. 39 2016	2. 54 2016		2. 37 2015
Blocked Kicks (by 49ers defense)	Opponent Field Goals Made		Opponent Punting yardage
1. 1 2016	1. 11 2015		1. 1492 2016
1 2015	2. 9 2016		2. 1413 2015
Blocked Kicks (by Opponents' defense)	Opponent Field Goals Attempted		Opponent Punting yard avg.
1. 3 2016	1. 19 2015		1. 38.2 2015
2. 2 2015	2. 12 2016		2. 36.4 2016
Blocked FGs (by 49ers defense)	Opponent Field Goal Pct.		Opponent Punts Inside the 20
1. 0 2016	1. .750 (9-12) 2016		1. 11 2016
0 2015	2. .579 (11-19) 2015		2. 9 2015
Blocked FGs (by Opponents' defense)	Opponent Field Goals Blocked		Opponent Punts for Fair Catches
1. 2 2016	1. 0 2016		1. 18 2016
2. 1 2015	0 2015		2. 6 2015
Blocked Punts (by 49ers defense)	Opponent Field Goals Missed		Opponent Punt for Touchbacks
1. 1 2016	1. 8 2015		1. 5 2015
2. 0 2015	2. 3 2016		2. 3 2016
Blocked Punts (by Opponents' defense)	Opponent Field goals of 40+		Opponent Punts of 50+
1. 1 2015	1. 4 2015		1. 5 2015
2. 0 2016	2. 1 2016		2. 2 2016
Blocked PATs (by 49ers defense)	Opponent PAT Made		Opponent Punts Blocked
1. 1 2015	1. 35 2015		1. 1 2016
2. 0 2016	2. 27 2016		2. 0 2015
Blocked PATs (by Opponents' defense)	Opponent PAT Attempts		Kicks
0	1. 39 2015		1. 41 2016
Points (Kicking Game)	2. 27 2016		2. 31 2015
1. 44 2016	Opponent PAT Pct.		Kick Yardage
2. 38 2015	1. 1.000 (27-27) 2016		1. 2352 2016
Field Goals Made	2. .897 (35-39) 2015		2. 1857 2015
1. 7 2015	Opponent Missed PAT (includes blocked)		Kick Average
7 2016	1. 4 2015		1. 59.9 2015
Field Goals Attempted	2. 0 2016		2. 57.4 2016
1. 17 2015	Punts		Kick Touchbacks
2. 10 2016	1. 54 2015		1. 9 2016
Field Goal Pct.	2. 48 2016		9 2015
1. .700 (7-10) 2016	Punting yardage		Kicks Out of Bounds
2. .412 (7-17) 2015	1. 2081 2015		1. 0 2016
Field Goals Blocked	2. 1821 2016		0 2015
1. 2 2016			
2. 1 2015			



GRIT

OPPORTUNITY

LEADERSHIP

DETERMINATION

TEAM SEASON

CHARLOTTE 49ERS C-USA RECORDS

Opponent Kicks

- 1. 56 2015
- 2. 47 2016

Opponent Kick Yardage

- 1. 3485 2015
- 2. 2929 2016

Opponent Kick Average

- 1. 62.3 2016
- 2. 62.2 2015

Opponent Kick Touchbacks

- 1. 22 2015
- 2. 19 2016

Opponent Kicks Out of Bounds

- 1. 2 2016
- 2. 1 2015

Kickoff Returns

- 1. 34 2015
- 2. 26 2016

Kickoff Return Yardage

- 1. 726 2015
- 2. 529 2016

Kickoff Return Average

- 1. 21.4 2015
- 2. 20.3 2016

Kickoff Return TD

- 1. 1 2015
- 2. 0 2016

Punt Returns

- 1. 14 2015
- 2. 8 2016

Punting Return Yardage

- 1. 88 2015
- 2. 28 2016

Punting Return Average

- 1. 6.3 2015
- 2. 3.5 2016

Punt Return TD

- 1. 1 2016
- 2. 0 2015

Opponent Kickoff Returns

- 1. 32 2016
- 2. 21 2015

Opponent Kickoff Return Yardage

- 1. 660 2016
- 2. 525 2015

Opponent Kickoff Return Average

- 1. 25.0 2015
- 2. 20.6 2016

Opponent Kickoff Return TD

- 1. 1 2015
- 2. 0 2016

Opponent Punt Returns

- 1. 14 2016
- 2. 10 2015

Punting Return Yardage

- 1. 105 2016
- 2. 50 2015

Punting Return Average

- 1. 7.5 2016
- 1. 5.0 2015

Punt Return TD

- 1. 1 2015
- 2. 0 2016

MISCELLANEOUS

First Downs

- 159 2016
- 157 2015

First Downs by Rush:

- 83 2015
- 73 2016

First Downs by Pass:

- 69 2016
- 62 2015

First Downs by Penalty:

- 17 2016
- 12 2015

First Downs Allowed

- 189 2015
- 188 2016

First Downs by Rush Allowed:

- 77 2015
- 58 2016

First Downs by Pass Allowed:

- 113 2016
- 92 2015

First Downs by Penalty Allowed:

- 20 2015
- 17 2016



GRIT

OPPORTUNITY

LEADERSHIP

DETERMINATION

SCORING RECORDS

CHARLOTTE 49ERS C-USA RECORDS CHARLOTTE 49ERS C-USA RECORDS

POINTS

GAME

- 18 Hasaan Klugh (3 TD) vs. Middle Tennessee, 11/19/16
- 18 Austin Duke (3 TD) at FIU, 11/7/15

SEASON

- 50 Hasaan Klugh (8 TD; 1 2-PT), 2016
- 38 Blake Brewer (7 FG; 17 PAT), 2015
- 26 Blake Brewer (4 FG; 14 PAT), 2015
- 24 Kalif Phillips (4 TD), 2016
- 24 Kalif Phillips (4 TD), 2015
- 18 Stephen Muscarello (3 FG; 9 PAT), 2016
- 18 Workpeh Kofa (3 TD), 2016
- 18 Austin Duke (3 TD), 2015

CAREER

- 64 Blake Brewer (11 FG; 31 PAT), 2015-16
- 50 Hasaan Klugh (8 TD; 1 2-PT), 2016
- 48 Kalif Phillips (8 TD), 2015-16
- 30 Austin Duke (5 TD), 2015-16
- 18 Stephen Muscarello (3 FG; 9 PAT), 2015-6
- 18 Workpeh Kofa (3 TD), 2015-16

TOUCHDOWNS

GAME

- 3 Hasaan Klugh (3 rush) vs. Middle Tennessee, 11/19/16
- 3 Austin Duke (3 rec.) at FIU, 11/7/15
- 2 Kalif Phillips at Marshall, 10/22/16
- 2 Kalif Phillips at Old Dominion, 10/17/15
- 2 Richard Murphy vs. UTSA, 11/14/15

SEASON

- 8 Hasaan Klugh, 2016
- 4 Kalif Phillips, 2016
- 4 Kalif Phillips, 2015
- 3 Workpeh Kofa, 2016
- 3 Austin Duke, 2015

CAREER

- 8 Hasaan Klugh, 2016
- 8 Kalif Phillips, 2015-16
- 5 Austin Duke, 2015-16
- 3 Workpeh Kofa, 2015-16
- 2 Robert Washington, 2016
- 2 TL Ford II, 2015-16
- 2 Richard Murphy, 2015
- 2 Trent Bostick, 2015

PASSING TOUCHDOWNS

GAME

- 3 Hasaan Klugh at Florida Atlantic, 10/9/16

SEASON

- 8 Hasaan Klugh, 2016
- 4 Matt Johnson, 2015
- 2 Brooks Barden, 2015

CAREER

- 8 Hasaan Klugh, 2016
- 4 Matt Johnson, 2015-16
- 2 Brooks Barden, 2015

RUSHING TOUCHDOWNS

GAME

- 3 Hasaan Klugh vs. Middle Tennessee, 11/19/16
- 2 Kalif Phillips at Marshall, 10/22/16
- 2 Kalif Phillips at Old Dominion, 10/17/15

SEASON

- 8 Hasaan Klugh, 2016
- 4 Kalif Phillips, 2015
- 3 Kalif Phillips, 2016
- 2 Robert Washington, 2016

CAREER

- 8 Hasaan Klugh, 2016
- 7 Kalif Phillips, 2015-16
- 2 Robert Washington, 2016

RECEIVING TOUCHDOWNS

GAME

- 3 Austin Duke at FIU, 11/7/15
- 2 Richard Murphy vs. UTSA, 11/14/15

SEASON

- 3 Workpeh Kofa, 2016
- 3 Austin Duke, 2015
- 2 Austin Duke, 2016
- 2 TL Ford II, 2016
- 2 Trent Bostick, 2015
- 2 Richard Murphy, 2015

CAREER

- 5 Austin Duke, 2015-16
- 3 Workpeh Kofa, 2015-16
- 2 TL Ford II, 2015-16
- 2 Trent Bostick, 2015
- 2 Richard Murphy, 2015

TWO-POINT CONVERSIONS

GAME

- 1 Hasaan Klugh (Austin Duke) vs. Middle Tennessee, 11/19/16 (pass)

SEASON

- 1 Hasaan Klugh, 2016

CAREER

- 1 Hasaan Klugh, 2016

TWO-POINT RUSH

GAME

None

SEASON

None

CAREER

None

TWO-POINT PASS

GAME

- 1 Austin Duke to Hasaan Klugh vs. Middle Tennessee, 10/19/16

SEASON

- 1 Austin Duke to Hasaan Klugh, 2016

CAREER

- 1 Austin Duke, 2015-16

TWO-POINT RECEPTION

GAME

- 1 Hasaan Klugh fr. Austin Duke vs. Middle Tennessee, 10/19/16

SEASON

- 1 Hasaan Klugh from Austin Duke, 2016

CAREER

- 1 Hasaan Klugh, 2016

DEFENSIVE EXTRA POINT

None



GRIT

OPPORTUNITY

LEADERSHIP

DETERMINATION

RUSHING RECORDS



CHARLOTTE 49ERS C-USA RECORDS CHARLOTTE 49ERS C-USA RECORDS

RUSHING TOUCHDOWNS

GAME

- 3 Hasaan Klugh vs. Middle Tennessee, 11/19/16
- 2 Kalif Phillips at Marshall, 10/22/16
- 2 Kalif Phillips at Old Dominion, 10/17/15

SEASON

- 8 Hasaan Klugh, 2016
- 4 Kalif Phillips, 2016
- 4 Kalif Phillips, 2015
- 3 Workpeh Kofa, 2016
- 3 Austin Duke, 2015

CAREER

- 8 Hasaan Klugh, 2016
- 8 Kalif Phillips, 2015-16
- 5 Austin Duke, 2015-16
- 3 Workpeh Kofa, 2015-16
- 2 Robert Washington, 2016
- 2 TL Ford II, 2015-16
- 2 Richard Murphy, 2015
- 2 Trent Bostick, 2015

YARDS RUSHING

GAME

- 204 Kalif Phillips at Old Dominion, 10/17/15
- 183 Kalif Phillips at Southern Miss, 11/5/16
- 159 Kalif Phillips vs. FAU, 9/26/15
- 132 Kalif Phillips at Florida Atlantic, 10/9/16
- 123 Kalif Phillips at Marshall, 11/22/16
- 99 Kalif Phillips vs. FIU, 10/15/16
- 99 Kalif Phillips vs. Marshall, 10/31/15
- 95 Hasaan Klugh vs. FIU, 10/15/16
- 94 Robert Washington at Southern Miss, 11/5/16

SEASON

- 760 Kalif Phillips, 2016
- 693 Kalif Phillips, 2015
- 360 Hasaan Klugh, 2016
- 282 Matt Johnson, 2015
- 268 Andrew Buie, 2015
- 255 Robert Washington, 2016

CAREER

- 1453 Kalif Phillips, 2015-16
- 362 Matt Johnson, 2015-16
- 360 Hasaan Klugh, 2016
- 268 Andrew Buie, 2015
- 255 Robert Washington, 2016

RUSHING ATTEMPTS

GAME

- 35 Kalif Phillips at Old Dominion, 10/17/15
- 29 Kalif Phillips at Southern Miss, 11/5/16
- 29 Kalif Phillips vs. FAU, 9/26/15
- 24 Kalif Phillips vs. FIU, 10/15/16
- 24 Andrew Buie vs. UTSA, 11/14/15
- 23 Kalif Phillips at Florida Atlantic, 10/9/16
- 23 Kalif Phillips at Marshall, 10/22/16
- 23 Kalif Phillips vs. Marshall, 10/31/15

SEASON

- 158 Kalif Phillips, 2016
- 143 Kalif Phillips, 2015
- 86 Andrew Buie, 2015
- 82 Hasaan Klugh, 2016
- 64 Matt Johnson, 2015
- 52 Robert Washington, 2016
- 22 Matt Johnson, 2016

CAREER

- 301 Kalif Phillips, 2015-16
- 86 Matt Johnson, 2015-16
- 86 Andrew Buie, 2015
- 82 Hasaan Klugh, 2016
- 52 Robert Washington, 2016

YARDS PER RUSH

GAME

Yards per Rush (min. 75 yds rushing)

- 15.7 Robert Washington (94 yds; 6 r) at Southern Miss, 11/5/16

SEASON (Min. 20 carries)

- 4.9 Robert Washington, 2016
- 4.8 Kalif Phillips, 2016
- 4.8 Kalif Phillips, 2015
- 4.4 Matt Johnson, 2015
- 4.4 Hasaan Klugh, 2016
- 3.6 Matt Johnson, 2016
- 3.1 Andrew Buie, 2015

CAREER (min. 50 carries)

- 4.9 Robert Washington, 2016
- 4.8 Kalif Phillips, 2013-16
- 4.4 Hasaan Klugh, 2016
- 4.2 Matt Johnson, 2015-16
- 3.1 Andrew Buie, 2015

YARDS PER GAME

SEASON (min. 20 carries)

- 99.0 Kalif Phillips, 2015
- 95.0 Kalif Phillips, 2016
- 45.0 Hasaan Klugh, 2016
- 35.2 Matt Johnson, 2015
- 33.5 Andrew Buie, 2015
- 31.9 Robert Washington, 2016

CAREER (min. 50 carries)

- 96.9 Kalif Phillips, 2015-16
- 45.0 Hasaan Klugh, 2016
- 33.5 Andrew Buie, 2015
- 31.9 Robert Washington, 2016
- 24.1 Matt Johnson, 2013-15

100 YARD GAMES

SEASON

- 3 Kalif Phillips, 2016
- 2 Kalif Phillips, 2015

CAREER

- 5 Kalif Phillips, 2015-16



GRIT

OPPORTUNITY

LEADERSHIP

DETERMINATION

RECEIVING RECORDS



CHARLOTTE 49ERS C-USA RECORDS CHARLOTTE 49ERS RECORDS

RECEIVING TOUCHDOWNS

GAME

- 3 Austin Duke at FIU, 11/7/15
- 2 Richard Murphy vs. UTSA, 11/14/15

SEASON

- 3 Workpeh Kofa, 2016
3 Austin Duke, 2015
- 2 Austin Duke, 2016
2 TL Ford II, 2016
2 Trent Bostick, 2015
2 Richard Murphy, 2015
- 1 Kalif Phillips, 2016
1 Justin Bolus, 2016

CAREER

- 5 Austin Duke, 2015-16
- 3 Workpeh Kofa, 2015-16
- 2 TL Ford II, 2015-16
2 Trent Bostick, 2015
2 Richard Murphy, 2014-15

YARDS RECEIVING

GAME

- 115 Austin Duke at UTSA, 11/26/16
- 112 Austin Duke vs. Middle Tennessee, 11/19/16
- 111 Austin Duke at Florida Atlantic, 10/9/16
- 108 Austin Duke at FIU, 11/7/15
- 96 Trent Bostick at Rice, 11/28/15

SEASON

- 536 Austin Duke, 2016
- 359 Trent Bostick, 2015
- 272 Workpeh Kofa, 2016
- 258 Austin Duke, 2015
- 229 Kalif Phillips, 2016
- 170 TL Ford II, 2016
- 162 TL Ford II, 2015
- 153 Richard Murphy, 2015
- 138 Workpeh Kofa, 2015

CAREER

- 794 Austin Duke, 2015-16
- 410 Workpeh Kofa, 2015-16
- 359 Trent Bostick, 2015
- 332 TL Ford II, 2015-16
- 263 Kalif Phillips, 2015-16
- 153 Richard Murphy, 2015

RECEPTIONS

GAME

- 8 Austin Duke vs. Middle Tennessee, 2016
8 Austin Duke vs. Marshall, 2015
- 7 Austin Duke at Marshall, 2016
7 Austin Duke at FIU, 2015
- 6 Austin Duke at Florida Atlantic, 2016
6 TL Ford II at Rice, 2016
- 5 Austin Duke vs. Rice, 2016
5 Trent Bostick at Old Dominion, 2015
5 Trent Bostick at Rice, 2015

SEASON

- 37 Austin Duke, 2016
- 32 Austin Duke, 2015
- 23 Trent Bostick, 2015
- 19 TL Ford II, 2016
- 18 Workpeh Kofa, 2016
18 TL Ford II, 2015
- 17 Kalif Phillips, 2016

CAREER

- 69 Austin Duke, 2015-16
- 37 TL Ford II, 2015-16
- 32 Workpeh Kofa, 2015-16
- 23 Kalif Phillips, 2013-16
- 23 Trent Bostick, 2015

YARDS PER CATCH

GAME (Min. 3 catches)

- 38.3 Austin Duke (115 yds; 3 rec.) at UTSA, 11/26/16

SEASON (2 rec./game played)

- 15.6 Trent Bostick, 2015
- 15.1 Workpeh Kofa, 2016
- 14.5 Austin Duke, 2016
- 13.5 Kalif Phillips, 2016
- 9.9 Workpeh Kofa, 2015

CAREER (2 rec./game played)

- 15.6 Trent Bostick, 2015
- 12.8 Workpeh Kofa, 2015-16
- 11.5 Austin Duke, 2015-16
- 9.0 TL Ford II, 2015-16

YARDS PER GAME

SEASON (2 rec./game played)

- 67.0 Austin Duke, 2016
- 44.9 Trent Bostick, 2015
- 34.0 Workpeh Kofa, 2016
- 32.2 Austin Duke, 2015
- 28.6 Kalif Phillips, 2016
- 21.2 TL Ford II, 2016
- 20.2 TL Ford II, 2015

CAREER (2 rec./game played)

- 49.6 Austin Duke, 2014-16
- 44.9 Trent Bostick, 2015
- 25.6 Workpeh Kofa, 2015-16
- 20.8 TL Ford II, 2015-16

100 YARD RECEIVING GAMES

SEASON

- 3 Austin Duke, 2016
- 1 Austin Duke, 2015

CAREER

- 4 Austin Duke, 2015-16



GRIT

OPPORTUNITY

LEADERSHIP

DETERMINATION

PASSING RECORDS



CHARLOTTE 49ERS C-USA RECORDS CHARLOTTE 49ERS C-USA RECORDS

PASSING TOUCHDOWNS

GAME

- 3 Hasaan Klugh at Florida Atlantic, 10/9/16

SEASON

- 8 Hasaan Klugh, 2016
- 4 Matt Johnson, 2015
- 2 Brooks Barden, 2016

CAREER

- 8 Hasaan Klugh, 2016
- 4 Matt Johnson, 2015-16
- 2 Brooks Barden, 2015

YARDS PASSING

GAME

- 358 Matt Johnson at The Citadel, 10/11/14
- 342 Matt Johnson vs. Gardner-Webb, 10/5/13
- 335 Matt Johnson vs. NC Central, 9/14/13
- 305 Matt Johnson vs. #25 Charleston Southern, 9/27/14
- 285 Matt Johnson vs. Johnson C. Smith, 9/6/14
- 282 Matt Johnson vs. Campbell, 8/31/13

SEASON

- 1234 Hasaan Klugh, 2016
- 735 Lee McNeill, 2015
- 340 Matt Johnson, 2015
- 269 Brooks Barden, 2015
- 225 Kevin Olsen, 2016

CAREER

- 1234 Hasaan Klugh, 2016
- 738 Lee McNeill, 2015-16
- 360 Matt Johnson, 2015-16
- 269 Brooks Barden, 2015
- 225 Kevin Olsen, 2016

YARD PER GAME

SEASON

- 154.2 Hasaan Klugh, 2016
- 112.5 Kevin Olsen, 2016
- 91.9 Lee McNeill, 2015
- 53.8 Brooks Barden, 2015
- 42.5 Matt Johnson, 2015

CAREER

- 154.2 Hasaan Klugh, 2016
- 112.5 Kevin Olsen, 2016
- 53.8 Brooks Barden, 2015
- 46.1 Lee McNeill, 2015
- 24.0 Matt Johnson, 2015

PASS ATTEMPTS

GAME

- 49 Hasaan Klugh vs. Middle Tennessee, 11/19/16

SEASON

- 202 Hasaan Klugh, 2016
- 162 Lee McNeill, 2015
- 57 Brooks Barden, 2015
- 51 Kevin Olsen, 2016

- 43 Matt Johnson, 2015

CAREER

- 202 Hasaan Klugh, 2016
- 166 Lee McNeill, 2015-16
- 57 Brooks Barden, 2015
- 51 Kevin Olsen, 2016
- 47 Matt Johnson, 2015-16

PASS COMPLETIONS

GAME

- 35 Matt Johnson vs. NC Central, 9/14/13
- 27 Matt Johnson vs. Gardner-Webb, 10/5/13
- 25 Matt Johnson vs. UNC Pembroke, 10/12/13

SEASON

- 106 Hasaan Klugh, 2016
- 86 Lee McNeill, 2015
- 27 Brooks Barden, 2015
- 21 Kevin Olsen, 2016
- 20 Matt Johnson, 2015

CAREER

- 106 Hasaan Klugh, 2016
- 88 Lee McNeill, 2015-16
- 27 Brooks Barden, 2015
- 23 Matt Johnson, 2015-16
- 21 Kevin Olsen, 2016

PASS COMPLETION PCT.

GAME

- .824 (14-17) Hasaan Klugh at Florida Atlantic, 10/9/16
- .750 (9-12) Brooks Barden at FIU, 11/7/15
- .750 (9-12) Lee McNeill at Rice, 11/28/15

SEASON

- 53.1 Lee McNeill, 2015
- 52.5 Hasaan Klugh, 2016
- 47.4 Brooks Barden, 2015
- 46.5 Matt Johnson, 2015
- 41.2 Kevin Olsen, 2016

CAREER

- .530 Lee McNeill, 2015-16
- .525 Hasaan Klugh, 2016
- .489 Matt Johnson, 2015-16
- .474 Brooks Barden, 2015
- .412 Kevin Olsen, 2016

PASSING YARDS PER COMPLETION

GAME

- 24.3 Hasaan Klugh (146 yds; 6 comp) at UTSA, 11/26/16
- 23.2 Matt Johnson (116 yards; 5 comp) vs. UTSA, 11/14/15

SEASON

- 17.00 Matt Johnson, 2015
- 11.64 Hasaan Klugh, 2016
- 10.71 Kevin Olsen, 2016
- 9.96 Brooks Barden, 2015
- 8.55 Lee McNeill, 2015

CAREER

- 15.65 Matt Johnson, 2015-16
- 11.64 Hasaan Klugh, 2016
- 10.71 Kevin Olsen, 2016
- 9.96 Brooks Barden, 2015
- 8.39 Lee McNeill, 2015-16

PASSING YARDS PER ATTEMPT



GRIT	OPPORTUNITY	LEADERSHIP	DETERMINATION
<p>SEASON</p> <ol style="list-style-type: none"> 7.91 Matt Johnson, 2015 6.11 Hasaan Klugh, 2016 4.72 Brooks Barden, 2015 4.54 Lee McNeill, 2015 4.41 Kevin Olsen, 2016 <p>CAREER</p> <ol style="list-style-type: none"> 7.66 Matt Johnson, 2015-16 6.11 Hasaan Klugh, 2016 4.72 Brooks Barden, 2015 4.45 Lee McNeill, 2015-16 4.41 Kevin Olsen, 2016 <p>PASSING EFFICIENCY</p> <p>SEASON</p> <ol style="list-style-type: none"> 115.72 Matt Johnson, 2015 113.89 Hasaan Klugh, 2016 88.06 Brooks Barden, 2015 82.12 Lee McNeill, 2015 80.78 Kevin Olsen, 2016 <p>CAREER</p> <ol style="list-style-type: none"> 115.80 Matt Johnson, 2015 113.89 Hasaan Klugh, 2016 88.06 Brooks Barden, 2015 81.54 Lee McNeill, 2015 80.78 Kevin Olsen, 2016 <p>INTERCEPTIONS THROWN</p> <p>GAME</p> <ol style="list-style-type: none"> 4 Lee McNeill vs. FAU, 9/26/15 <p>SEASON</p> <ol style="list-style-type: none"> 9 Lee McNeill, 2015 6 Matt Johnson, 2015 3 Brooks Barden, 2015 3 Hasaan Klugh, 2016 1 Kevin Olsen, 2016 <p>CAREER</p> <ol style="list-style-type: none"> 6 Matt Johnson, 2014-15 9 Lee McNeill, 2014-15 3 Brooks Barden, 2015 3 Hasaan Klugh, 2016 1 Kevin Olsen, 2016 <p>PASS INTERCEPTION PCT. (LOW)</p> <p>GAME</p> <ol style="list-style-type: none"> .000 (0 INT; 49 att.) Hasaan Klugh vs. Middle Tennessee, 11/19/16 <p>SEASON</p> <ol style="list-style-type: none"> .014 (3 INT; 202 att.) Hasaan Klugh, 2016 .020 (1 INT; 51 att.) Kevin Olsen, 2016 .053 (3 INT; 57 att.) Brooks Barden, 2015 <p>CAREER</p> <ol style="list-style-type: none"> .014 (3 INT; 202 att.) Hasaan Klugh, 2016 .020 (1 INT; 51 att.) Kevin Olsen, 2016 .053 (3 INT; 57 att.) Brooks Barden, 2015 .054 (9 INT; 166 att.) Lee McNeill, 2015-16 .128 (6 INT; 47 att.) Matt Johnson, 2015-16 <p>PASS INTERCEPTION PCT. (High)</p> <p>GAME</p> <ol style="list-style-type: none"> .667 (2 INT; 3 att.) Matt Johnson vs. FAU, 9/26/15 .333 (1 INT; 3 att.) Matt Johnson vs. Southern Miss, 10/24/15 .200 (1 INT; 5 att.) Lee McNeill vs. Middle Tennessee, 9/19/15 .129 (4 INT; 31 att.) Lee McNeill vs. FAU, 9/26/15 .111 (1 int; 9 ATT.) Matt Johnson vs. UTSA, 11/14/15 		<p>SEASON</p> <ol style="list-style-type: none"> .140 (6 INT; 43 att.) Matt Johnson, 2015 .056 (9 INT; 162 att.) Lee McNeill, 2015 .053 (3 INT; 57 att.) Brooks Barden, 2015 <p>CAREER</p> <ol style="list-style-type: none"> .128 (6 INT; 47 att.) Matt Johnson, 2015-16 .054 (9 INT; 166 att.) Lee McNeill, 2015-16 .053 (3 INT; 57 att.) Brooks Barden, 2015 .020 (1 INT; 51 att.) Kevin Olsen, 2016 .014 (3 INT; 202 att.) Hasaan Klugh, 2016 	



GRIT

OPPORTUNITY

LEADERSHIP

DETERMINATION

DEFENSIVE RECORDS



CHARLOTTE 49ERS C-USA RECORDS CHARLOTTE 49ERS C-USA RECORDS

TACKLES

GAME

1. 14 Ben DeLuca at Florida Atlantic, 10/9/16
- 14 Nick Cook at Rice, 11/28/15
3. 13 Karrington King at Marshall, 10/22/16
- 13 Nick Cook at Middle Tennessee, 9/19/15
5. 12 Ed Rolle vs. Rice, 11/12/16

SEASON

1. 68 Nick Cook, 2016
2. 63 Ben DeLuca, 2016
3. 55 Karrington King, 2016
4. 53 Larry Ogunjobi, 2016
5. 52 Nick Cook, 2015
6. 48 Larry Ogunjobi, 2015
7. 47 Caleb Clayton-Molby, 2015
8. 39 Karrington King, 2015

CAREER

1. 120 Nick Cook, 2015-16
2. 101 Larry Ogunjobi, 2015-16
3. 94 Karrington King, 2015-16
4. 69 Daquan Lucas, 2015-16
5. 63 Ben DeLuca, 2016-

SOLO TACKLES

GAME

1. 12 Nick Cook at Middle Tennessee, 9/19/15
2. 11 Ben DeLuca vs. Rice, 11/12/16
3. 10 Ed Rolle vs. Rice, 11/12/16

SEASON

1. 50 Ben DeLuca, 2016
2. 35 Caleb Clayton-Molby, 2015
3. 33 Nick Cook, 2016
- 33 Nick Cook, 2015
- 33 Terrance Winchester, 2015
6. 28 Larry Ogunjobi, 2015
7. 26 Larry Ogunjobi, 2016
- 26 Daquan Lucas, 2015
9. 25 Tank Norman, 2015

CAREER

1. 120 Nick Cook, 2015-16
2. 101 Larry Ogunjobi, 2015-16
3. 94 Karrington King, 2015-16
4. 69 Daquan Lucas, 2015-16
5. 63 Ben DeLuca, 2016-

TACKLES FOR LOSS

GAME

1. 4.5 Larry Ogunjobi vs. FIU, 10/15/16
- 4.5 Larry Ogunjobi vs. UTSA, 11/14/15
3. 4.0 Larry Ogunjobi vs. FAU, 9/26/15

SEASON

1. 11.5 Larry Ogunjobi, 2016
2. 9.5 Larry Ogunjobi, 2015
3. 7.5 Daquan Lucas, 2015

4. 6.0 Nick Cook, 2016
5. 5.0 Nick Cook, 2015
- 5.0 Caleb Clayton-Molby, 2015
7. 4.5 Karrington King, 2016
- 4.5 Jalen Holt, 2015
8. 4.0 Zach Duncan, 2015

CAREER

1. 21.0 Larry Ogunjobi, 2015-16
2. 11.0 Nick Cook, 2015-16
3. 9.5 Daquan Lucas, 2015-16
4. 5.0 Karrington King, 2015-16
5. 4.0 Zach Duncan, 2015-16

TACKLES FOR LOSS YARDS

GAME

1. 22 Daquan Lucas vs. UTSA, 11/14/15
2. 18 Alex Highsmith vs. Middle Tennessee, 11/19/16
3. 15 Zach Duncan at Middle Tennessee, 9/19/15

SEASON

1. 31 Daquan Lucas, 2015
2. 29 Larry Ogunjobi, 2015
3. 27 Larry Ogunjobi, 2016
4. 26 Alex Highsmith, 2016
- 26 Caleb Clayton-Molby, 2015
6. 23 Nick Cook, 2016
- 23 Zach Duncan, 2015

CAREER

1. 170 Larry Ogunjobi, 2013-16
2. 73 Daquan Lucas, 2013-16
3. 50 Karrington King, 2014-16
4. 48 Nico Alcalde, 2013-14
5. 45 Brandon Banks, 2013-16
6. 44 Zach Duncan, 2015-16
7. 42 Tanner Fleming, 2013-16
8. 41 Caleb Clayton-Molby, 2013-15
9. 40 Mark Pettit, 2013-14
10. 38 Alex Petzke, 2013

SACKS

GAME

1. 2.0 Daquan Lucas vs. UTSA, 11/14/15

SEASON

1. 3.0 Larry Ogunjobi, 2016
2. 2.5 Larry Ogunjobi, 2015
- 2.5 Daquan Lucas, 2015
4. 2.0 Nick Cook, 2016
- 2.0 Karrington King, 2016
- 2.0 Caleb Clayton-Molby, 2015
- 2.0 Desmond Floyd, 2015

CAREER

1. 5.5 Larry Ogunjobi, 2015-16
2. 2.5 Karrington King, 2015-16
- 2.5 Daquan Lucas, 2015-16
4. 2.0 Nick Cook, 2015-16



GRIT

OPPORTUNITY

LEADERSHIP

DETERMINATION

SACK YARDAGE

GAME

1. 14 Zach Duncan at Middle Tennessee (1 sack), 9/19/15
2. 12 Daquan Lucas vs. UTSA (2 sacks), 11/14/15

SEASON

1. 18 Larry Ogunjobi, 2015
2. 16 Karrington King, 2016
- 16 Caleb Clayton-Molby, 2015
- 16 Daquan Lucas, 2015
5. 15 Larry Ogunjobi, 2016
- 15 Desmond Floyd, 2015

CAREER

1. 33 Larry Ogunjobi, 2015-16
2. 20 Karrington King, 2015-16
3. 16 Daquan Lucas, 2015-16

QB HURRIES

GAME

1. 4 Tyriq Harris vs. Rice, 11/12/16
2. 3 Larry Ogunjobi vs. Middle Tennessee, 11/19/16

SEASON

1. 7 Larry Ogunjobi, 2016
2. 6 Tyriq Harris, 2016
3. 5 Nick Carroll, 2016
- 5 Brandon Banks, 2015
5. 4 Brandon Banks, 2016
- 4 Zach Duncan, 2015

CAREER

1. 9 Brandon Banks, 2015-16
- 9 Larry Ogunjobi, 2015-16
3. 6 Tyriq Harris, 2016-

PASS BREAKUPS

GAME

1. 3 Ben DeLuca vs. Old Dominion, 10/1/16
- 3 Anthony Covington at Florida Atlantic, 10/9/16

SEASON

1. 7 Anthony Covington, 2016
2. 6 Kedrick Davis, 2016
3. 4 Nick Cook, 2016
- 4 Daquan Lucas, 2015
- 4 Anthony Covington, 2015
6. 3 Ben DeLuca, 2016
- 3 Terrance Winchester, 2016
- 3 Brandon Banks, 2015
- 3 Terrance Winchester, 2015

CAREER

1. 13 Anthony Covington, 2015-16
2. 12 Terrance Winchester, 2015-16
3. 9 Daquan Lucas, 2015-16

BLOCKED KICKS

GAME

1. 1 Juwan Foggie at Southern Miss, 11/5/16 (punt)
- 1 Jalen Holt at Old Dominion, 10/17/15 (PAT)

SEASON

1. 1 Juwan Foggie (punt), 2016
- 1 Jalen Holt (PAT), 2015

CAREER

1. 1 Juwan Foggie (1 Punt), 2015-16
- 1 Jalen Holt (PAT), 2015



GRIT

OPPORTUNITY

LEADERSHIP

DETERMINATION



TAKEAWAY RECORDS

CHARLOTTE 49ERS C-USA RECORDS CHARLOTTE 49ERS C-USA RECORDS

TAKEAWAYS

GAME

1. 2 Terrance Winchester at Southern Miss (2 INT), 11/5/16

SEASON

1. 4 Terrance Winchester (3 INT; 1 FR), 2015
2. 3 Terrance Winchester (3 INT), 2016
3. 2 Brandon Banks (2 FR), 2016
- 2 Daquan Lucas (2 INT), 2016
- 2 Ed Rolle (2 INT), 2016
- 2 Ben DeLuca, (2 INT), 2016
- 2 Devin Pearson (2 INT), 2015

CAREER

1. 7 Terrance Winchester (6 INT; 1 FR), 2015-16
2. 3 Daquan Lucas (3 INT), 2015-16
3. 2 Brandon Banks (2 FR), 2015-16
- 2 Anthony Covington (2 INT), 2015-16
- 2 Ben DeLuca, (2 INT), 2016
- 2 Ed Rolle (2 INT), 2016
- 2 Devin Pearson (2 INT), 2015

TAKEAWAYS RETURNED FOR TD

GAME

1. 1 Terrance Winchester (INT) vs. Rice, 11/12/16 (41 yds)
- 1 Juwan Foggie (FR) at UTSA, 11/26/16 (3 yds)
- 1 Tank Norman (INT) vs. Florida Atlantic, 9/26/15 (28 yds)

SEASON

1. 1 Terrance Winchester (INT), 2016
- 1 Juwan Foggie (FR), 2016
- 1 Tank Norman (INT), 2015

CAREER

1. 1 Terrance Winchester (INT), 2015-16
- 1 Juwan Foggie (FR), 2016
- 1 Tank Norman (INT), 2015

INTERCEPTIONS

GAME

1. 2 Terrance Winchester at Southern Miss, 11/5/16

SEASON

1. 3 Terrance Winchester, 2016
- 3 Terrance Winchester, 2015
3. 2 Ben DeLuca, 2016
- 2 Daquan Lucas, 2016
- 2 Ed Rolle, 2016
- 2 Devin Pearson, 2015

CAREER

1. 6 Terrance Winchester, 2015-16
2. 3 Daquan Lucas, 2015-16
3. 2 Anthony Covington, 2015-16
- 2 Ben DeLuca, 2016
- 2 Ed Rolle, 2016
- 2 Devin Pearson, 2015

INTERCEPTION RETURN YARDS

GAME

1. 48 Anthony Covington vs Rice, 11/12/16
2. 41 Terrance Winchester vs. Rice, 11/12/16 (TD)
3. 29 Daquan Lucas at Southern Miss, 11/5/16
4. 28 Tank Norman vs. Florida Atlantic, 9/26/15 (TD)

SEASON

1. 48 Anthony Covington, 2016
2. 41 Terrance Winchester, 2016
3. 33 Daquan Lucas, 2016
4. 28 Tank Norman, 2015
5. 21 Ed Rolle, 2016

CAREER

1. 44 Anthony Covington, 2015-16
2. 42 Terrance Winchester, 2015-16
3. 35 Daquan Lucas, 2015-16
4. 28 Tank Norman, 2015
5. 21 Ed Rolle, 2016

INTERCEPTION RETURN TDS

GAME

1. 1 Terrance Winchester vs. Rice, 11/12/16 (41 yds)
- 1 Tank Norman vs. Florida Atlantic, 9/26/15 (28 yds)

SEASON

1. 1 Terrance Winchester, 2016
- 1 Tank Norman, 2015

CAREER

1. 1 Terrance Winchester, 2015-16
- 1 Tank Norman, 2015

FORCED FUMBLES

GAME

1. 1 14 times

SEASON

1. 2 Caleb Clayton-Molby, 2015
- 2 Desmond Floyd, 2015

CAREER

1. 2 Caleb Clayton-Molby, 2015
- 2 Desmond Floyd, 2015

FUMBLES RECOVERED

GAME

1. 1 11 times (4 in 2016)

SEASON

1. 2 Brandon Banks (2 FR), 2016

CAREER

1. 2 Brandon Banks (2 FR), 2016

FUMBLE RETURN YARDS

GAME

1. 3 Juwan Foggie at UTSA, 11/26/16

SEASON

1. 3 Juwan Foggie, 2016

CAREER

1. 3 Juwan Foggie, 2016

FUMBLE RETURN TDS

GAME

1. 1 Juwan Foggie at UTSA, 11/26/16 (3 yds)

SEASON

1. 1 Juwan Foggie, 2016

CAREER

1. 1 Juwan Foggie, 2016



GRIT

OPPORTUNITY

LEADERSHIP

DETERMINATION

SPECIAL TEAMS RECORDS



FIELD GOALS BLOCKED

GAME

- 1 Blake Brewer, five games
(Last: vs. Middle Tennessee, 57 yds), 11/19/16
- 1 Stephen Muscarello at Marshall, 35 yds), 10/22/16

SEASON

- 3 Blake Brewer, 2013
- 1 Blake Brewer, 2016
- 1 Stephen Muscarello, 2016
- 1 Blake Brewer, 2015
- 0 Blake Brewer, 2014

CAREER

- 5 Blake Brewer, 2013-16
- 1 Stephen Muscarello, 2013-16

PAT MADE

GAME

- 5 Blake Brewer at Southern Miss, 2016 (5-5 PAT)

SEASON

- 17 Blake Brewer (17-17), 2015
- 14 Blake Brewer (14-15), 2016
- 9 Stephen Muscarello (9-10), 2016

CAREER

- 31 Blake Brewer (31-32), 2015-16
- 9 Stephen Muscarello (9-10), 2015-16

PAT ATTEMPTS

GAME

- 5 Blake Brewer at Southern Miss, 2016 (5-5 PAT)

SEASON

- 17 Blake Brewer (17-17), 2015
- 15 Blake Brewer (14-15), 2016
- 10 Stephen Muscarello (9-10), 2016

CAREER

- 32 Blake Brewer (31-32), 2015-16
- 10 Stephen Muscarello (9-10), 2015-16

CHARLOTTE 49ERS CHARLOTTE 49ERS CHARLOTTE 49ERS CHARLOTTE 49ERS CHARLOTTE 49ERS

POINTS (Kicking Game)

GAME

- 10 Blake Brewer (2-3 FG; 4-4 PAT) at Old Dominion, 2015

SEASON

- 38 Blake Brewer (7-17 FG; 17-17 PAT), 2015
- 26 Blake Brewer (4-6 FG; 14-15 PAT), 2016
- 18 Stephen Muscarello (3-4 FG; 9-10 PAT), 2016

CAREER

- 64 Blake Brewer (11-23 FG; 31-32 PAT), 2015-16
- 18 Stephen Muscarello (3-4 FG; 9-10 PAT), 2015-16

FIELD GOALS MADE

GAME

- 2 Multiple times

SEASON

- 7 Blake Brewer (7-17 FG), 2015
- 4 Blake Brewer (4-6 FG), 2016
- 3 Stephen Muscarello (3-4 FG), 2016

CAREER

- 11 Blake Brewer (11-23 FG), 2015-16
- 3 Stephen Muscarello (3-4 FG), 2015-16

FIELD GOALS ATTEMPTED

GAME

- 4 Blake Brewer vs. UTSA (2-4 FG), 11/14/15

SEASON

- 17 Blake Brewer (7-17 FG), 2015
- 6 Blake Brewer (4-6 FG), 2016
- 4 Stephen Muscarello (3-4 FG), 2016

CAREER

- 23 Blake Brewer (11-23 FG), 2015-16
- 4 Stephen Muscarello (3-4 FG), 2015-16

FIELD GOAL PCT.

GAME

- 1.000 (1-1) Multiple times

Lowest:

- .000 (0-3) Blake Brewer at Rice, 11/28/15

SEASON

- .750 Stephen Muscarello (3-4 FG), 2016
- .667 Blake Brewer (4-6 FG), 2016
- .412 Blake Brewer (7-17 FG), 2015

CAREER

- .750 Stephen Muscarello (3-4 FG), 2015-16
- .478 Blake Brewer (11-23 FG), 2015-16

FIELD GOALS MISSED

GAME

- 3 Blake Brewer at Rice (0-3 FG), 11/28/15

SEASON

- 10 Blake Brewer (7-17 FG), 2015
- 2 Blake Brewer (4-6 FG), 2016
- 1 Stephen Muscarello (3-4 FG), 2016

CAREER

- 12 Blake Brewer (11-23 FG), 2015-16
- 1 Stephen Muscarello (3-4 FG), 2016



GRIT	OPPORTUNITY	LEADERSHIP	DETERMINATION
<p>PAT PCT. GAME 1. 1.000 (5-5) Blake Brewer at Southern Miss, 2016</p> <p>SEASON 1. 1.000 Blake Brewer (17-17), 2015 2. .933 Blake Brewer (14-15), 2016 5. .900 Stephen Muscarello (9-10), 2016</p> <p>CAREER 1. .969 Blake Brewer (31-32), 2015-16 2. .900 Stephen Muscarello (9-10), 2015-16</p> <p>PAT MISSED GAME 1. 1 Blake Brewer, five times (Last: 2-3 PAT vs. MT, 11/19/16) 1 Stephen Muscarello, four times (Last: 2-3 PAT vs. FIU, 10/15/16)</p> <p>SEASON 1. 1 Blake Brewer, 2016 1 Stephen Muscarello, 2016 2. 0 Blake Brewer, 2015</p> <p>CAREER 1. 1 Blake Brewer, 2015-16 1 Stephen Muscarello, 2015-16</p> <p>PAT BLOCKED 1. 1 Stephen Muscarello vs. FIU, 10/15/16</p> <p>PUNTS GAME 1. 9 Arthur Hart at UTSA, 11/26/16 9 Arthur Hart vs. Southern Miss, 10/24/15 3. 8 Arthur Hart at Middle Tennessee, 9/19/15 8 Arthur Hart vs. FAU, 9/26/15</p> <p>SEASON 1. 53 Arthur Hart, 2015 2. 41 Arthur Hart, 2016 3. 7 Hayden Pezzoni, 2016</p> <p>CAREER 1. 94 Arthur Hart, 2015-16 2. 7 Hayden Pezzoni, 2015-16</p> <p>PUNT YARDAGE GAME 1. 379 Arthur Hart vs. FAU, 9/26/15 2. 345 Arthur Hart vs. Southern Miss, 10/24/15 3. 344 Arthur Hart at UTSA, 11/26/16 4. 315 Arthur Hart at Middle Tennessee, 9/19/15</p> <p>SEASON 1. 2081 Arthur Hart, 2015 2. 1596 Arthur Hart, 2016 3. 225 Hayden Pezzoni, 2016</p> <p>CAREER 1. 3677 Arthur Hart, 2015-16 2. 225 Hayden Pezzoni, 2015-16</p> <p>PUNT AVERAGE GAME 1. 47.4 Arthur Hart vs. FAU, 9/26/15</p> <p>SEASON 1. 39.3 Arthur Hart, 2015 2. 38.9 Arthur Hart, 2016</p> <p>CAREER 1. 39.1 Arthur Hart, 2015-16</p>		<p>PUNTS INSIDE THE 20 GAME 1. 4 Arthur Hart vs. Marshall, 10/31/15</p> <p>SEASON 1. 14 Arthur Hart, 2015 2. 10 Arthur Hart, 2016 3. 2 Hayden Pezzoni, 2016</p> <p>CAREER 1. 24 Arthur Hart, 2015-16 2. 2 Hayden Pezzoni, 2015-16</p> <p>PUNTS FAIR CATCHES GAME 1. 6 Arthur Hart at UTSA, 11/26/16</p> <p>SEASON 1. 26 Arthur Hart, 2015 2. 12 Arthur Hart, 2016 3. 2 Hayden Pezzoni, 2016</p> <p>CAREER 1. 38 Arthur Hart, 2015-16 2. 2 Hayden Pezzoni, 2015-16</p> <p>PUNT TOUCHBACKS GAME 1. 2 Arthur Hart vs. FAU, 9/26/15</p> <p>SEASON 1. 3 Arthur Hart, 2016 2. 2 Arthur Hart, 2015</p> <p>CAREER 1. 5 Arthur Hart, 2015-16</p> <p>PUNTS OF 50+ GAME 1. 2 Arthur Hart vs. Middle Tennessee, 11/19/16 2 Arthur Hart vs. FAU, 9/26/15</p> <p>SEASON 1. 5 Arthur Hart, 2015 2. 3 Arthur Hart, 2016</p> <p>CAREER 1. 8 Arthur Hart, 2015-16</p> <p>PUNT BLOCKED GAME 1. 1</p> <p>SEASON 1. 1 Arthur Hart, 2015</p> <p>CAREER 1. 1 Arthur Hart, 2015-16</p> <p>KICKS GAME 1. 7 Blake Brewer at Southern Miss, 2016 7 Blake Brewer at Old Dominion, 2015</p> <p>SEASON 1. 40 Blake Brewer, 2016 2. 31 Blake Brewer, 2015 3. 1 Hayden Pezzoni, 2016</p> <p>CAREER 1. 71 Blake Brewer, 2015-16 2. 1 Hayden Pezzoni, 2015-16</p>	



GRIT	OPPORTUNITY	LEADERSHIP	DETERMINATION
<p>KICK YARDAGE</p> <p>GAME</p> <ol style="list-style-type: none"> 441 Blake Brewer at Old Dominion, 2016 417 Blake Brewer at Southern Miss, 2015 <p>SEASON</p> <ol style="list-style-type: none"> 2337 Blake Brewer, 2016 1857 Blake Brewer, 2015 15 Hayden Pezzoni, 2016 <p>CAREER</p> <ol style="list-style-type: none"> 4194 Blake Brewer, 2015-16 15 Hayden Pezzoni, 2015-16 <p>KICK AVERAGE</p> <p>GAME</p> <ol style="list-style-type: none"> 63.0 Blake Brewer three times <p>SEASON</p> <ol style="list-style-type: none"> 59.9 Blake Brewer, 2015 58.4 Blake Brewer, 2016 <p>CAREER</p> <ol style="list-style-type: none"> 59.1 Blake Brewer, 2015-16 <p>KICK TOUCHBACKS</p> <p>GAME</p> <ol style="list-style-type: none"> 3 Blake Brewer at Southern Miss, 11/5/16 3 Blake Brewer at Old Dominion, 10/17/15 <p>SEASON</p> <ol style="list-style-type: none"> 9 Blake Brewer, 2016 9 Blake Brewer, 2015 <p>CAREER</p> <ol style="list-style-type: none"> 18 Blake Brewer, 2015-16 <p>KICKS OUT OF BOUNDS</p> <p>GAME</p> <p>None</p> <p>SEASON</p> <p>None</p> <p>CAREER</p> <p>None</p> <p>KICKOFF RETURNS</p> <p>GAME</p> <ol style="list-style-type: none"> 8 Anthony Covington at Old Dominion, 10/17/15 7 Chris Montgomery at Old Dominion, 10/1/16 <p>SEASON</p> <ol style="list-style-type: none"> 24 Chris Montgomery, 2016 23 Anthony Covington, 2015 8 Chris Montgomery, 2015 <p>CAREER</p> <ol style="list-style-type: none"> 32 Chris Montgomery, 2015-16 25 Anthony Covington, 2015-16 <p>KICKOFF RETURN YARDAGE</p> <p>GAME</p> <ol style="list-style-type: none"> 169 Anthony Covington at Old Dominion, 10/17/15 125 Chris Montgomery vs. FIU, 10/15//16 <p>SEASON</p> <ol style="list-style-type: none"> 484 Chris Montgomery, 2016 477 Anthony Covington, 2015 178 Chris Montgomery, 2015 58 Uriah LeMay, 2015 45 Anthony Covington, 2016 <p>CAREER</p> <ol style="list-style-type: none"> 662 Chris Montgomery, 2015-16 522 Anthony Covington, 2015-16 	<p>KICKOFF RETURN AVERAGE</p> <p>GAME</p> <ol style="list-style-type: none"> 48.0 Uriah LeMay (48 yds; 1 ret.) at Middle Tennessee, 9/19/15 <p>SEASON</p> <ol style="list-style-type: none"> 29.0 Uriah LeMay, 201515 22.5 Anthony Covington, 2016 22.2 Chris Montgomery, 2015 20.7 Anthony Covington, 2015 20.2 Chris Montgomery, 2016 <p>CAREER</p> <ol style="list-style-type: none"> 20.9 Anthony Covington, 2015-16 20.7 Chris Montgomery, 2015-16 <p>KICKOFF RETURN TD</p> <p>GAME</p> <ol style="list-style-type: none"> 1 Uriah LeMay at Middle Tennessee, 2015 <p>SEASON</p> <ol style="list-style-type: none"> 1 Uriah LeMay, 2015 <p>CAREER</p> <ol style="list-style-type: none"> 1 Uriah LeMay, 2015 <p>PUNT RETURNS</p> <p>GAME</p> <ol style="list-style-type: none"> 3 Ardy Holmes vs. Southern Miss, 2015 3 Ardy Holmes at UTSA, 2015 <p>SEASON</p> <ol style="list-style-type: none"> 12 Ardy Holmes, 2015 5 Nate Mullen, 2016 <p>CAREER</p> <ol style="list-style-type: none"> 12 Ardy Holmes, 2015 5 Nate Mullen, 2016 <p>PUNT RETURN YARDAGE</p> <p>GAME</p> <ol style="list-style-type: none"> 28 Ardy Holmes vs. Southern Miss, 10/24/15 <p>SEASON</p> <ol style="list-style-type: none"> 57 Ardy Holmes, 2015 24 Corey Nesmith Jr., 2015 13 Nate Mullen, 2016 12 Juwan Foggie, 2016 <p>CAREER</p> <ol style="list-style-type: none"> 57 Ardy Holmes, 2015 24 Corey Nesmith Jr., 2015 13 Nate Mullen, 2016 <p>PUNT RETURN AVERAGE</p> <p>GAME</p> <ol style="list-style-type: none"> 24.0 Corey Nesmith Jr. at Middle Tennessee, 9/19/15 <p>SEASON</p> <ol style="list-style-type: none"> 4.8 Ardy Holmes, 2015 2.6 Nate Mullen, 2016 <p>CAREER</p> <ol style="list-style-type: none"> 4.8 Ardy Holmes, 2015 2.6 Nate Mullen, 2016 <p>PUNT RETURN TD</p> <p>GAME</p> <ol style="list-style-type: none"> 1 Ed Rolle at Southern Miss, 11/5/16 (rec'd block in end zone) <p>SEASON</p> <ol style="list-style-type: none"> 1 Ed Rolle, 2016 <p>CAREER</p> <ol style="list-style-type: none"> 1 Ed Rolle, 2016 		



GRIT	OPPORTUNITY	LEADERSHIP	DETERMINATION
The Last Time			
CHARLOTTE:			
Shut out an Opponent.....		vs. JCSU (W, 56-0), Sept. 6, 2014	
Held Opponent Scoreless in First Half.....		at Rice (L, 7-27), Nov. 28, 2015	
Held Opponent Scoreless in Second Half.....		at Marshall (W, 27-24), Oct. 22, 2016	
Scored 5 Touchdowns, regulation		at Southern Miss (W, 38-27), Nov. 5, 2016 (5 TDs)	
Scored 5 Touchdowns at home		vs. Elon (W, 47-14), Sept. 10, 2016 (7 TDs)	
Scored 5 Touchdowns on road		at Southern Miss (W, 38-27), Nov. 5, 2016 (5 TDs)	
Scored 6 Touchdowns, regulation		vs. Elon (W, 47-14), Sept. 10, 2016 (7 TDs)	
Scored 6 Touchdowns at home		vs. Elon (W, 47-14), Sept. 10, 2016 (7 TDs)	
Scored 6 Touchdowns on road		at The Citadel (L, 46-53 2OT), Oct. 11, 2014 (7 TDs; 6 in regulation)	
Scored 6 Touchdowns, overtime game.....		at The Citadel (L, 46-53 2OT), Oct. 11, 2014 (7 TDs; 6 in regulation)	
Rushed for 300 yards or more.....		at Southern Miss (W, 38-27), Nov. 5, 2016 (303 yards)	
Rushed for more than 400 yards		at Morehead State (W, 61-17), Nov. 23, 2013 (439 yds)	
Rushed for 4 Touchdowns		at Old Dominion (L, 34-37), Oct. 17, 2015 (4 rush TDs)	
Rushed for 5 Touchdowns		vs. Morehead State (W, 52-14), Nov. 22, 2014 (5 rush TDs)	
Rushed for 6 Touchdowns		at Morehead State (W, 61-17), Nov. 23, 2013 (6 rush TDs)	
Two 49ers Rushed for over 100 yards		vs. Morehead State (W, 52-14), Nov. 22, 2014 (Phillips, 187; Alexander, 107)	
Failed to Rush for a Touchdown		at UTSA (L, 14-33), Nov. 26, 2016	
Passed for more than 300 yards		361 yds, vs JMU (L, 40-48), Oct. 25, 2014	
Passed for more than 400 yards		NA	
Passed for more than 500 yards		NA	
Passed for 4 Touchdowns.....		4 pass TD, vs. Elon (W, 47-14), Sept. 10, 2016	
Passed for 5 Touchdowns		5 pass TD, vs. #24/#25 Gardner-Webb (W, 53-51), Oct. 5, 2013	
Passed for 6 Touchdowns		NA	
Failed to pass for a Touchdown		at Marshall (W, 27-24), Oct. 22, 2016	
Failed to score a Touchdown		vs. Temple (L, 3-37), Oct. 2, 2015	
Failed to score an Offensive Touchdown		vs. Temple (L, 3-37), Oct. 2, 2015	
Had 500+ yards Total Offense		506 yds; vs. Elon (W, 47-14), Sept. 10, 2016	
Had 500+ yards Total Offense on road		536 yds; at Old Dominion (L, 34-37), Oct. 17, 2015	
Had 500+ yards Total Offense at home.....		506 yds., vs. Elon (W, 47-14), Sept. 10, 2016	
Had 600+ yards Total Offense.....		679 yds., at The Citadel (L, 46-53 2OT), Oct. 11, 2014	
Scored 40+ Points		47 points, vs. Elon (W, 47-14), Sept. 10, 2016	
Scored 40+ Points at home		47 points, vs. Elon (W, 47-14), Sept. 10, 2016	
Scored 40+ Points on road		46 points, at The Citadel (L, 46-53 2OT), Oct. 11, 2014	
Scored 50+ Points.....		52 points, vs. Morehead State (W, 52-14), Nov. 22, 2014	
Scored 50+ Points at home.....		52 points, vs. Morehead State (W, 52-14), Nov. 22, 2014	
Scored 50+ Points on road.....		61 points, at Morehead State (W, 61-17), Nov. 23, 2013	
Scored 60+ Points.....		61 points, at Morehead State (W, 61-17), Nov. 23, 2013	
Held an Opponent to less than 200 Yards Total Offense		vs. FAU (L, 7-17), Sept. 26, 2015, 184 yards of total offense	
Held an Opponent to Negative Yards Rushing.....		vs. Chowan (W, 47-7), Sept. 7, 2013 (-5 yards rushing)	
Scored a Defensive Touchdown		vs. Rice (L, 22-21) vs. Rice, Nov. 12, 2016 (Winchester 41-yd INT return)	
Scored a Defensive Touchdown at home		vs. Rice (L, 22-21) vs. Rice, Nov. 12, 2016 (Winchester 41-yd INT return)	
Scored a Special Teams Touchdown		at UTSA (L, 14-33), Nov. 26, 2016 (Foggie returns fumbled snap on punt 3 yds)	
Scored on a Kick Off/Punt Return.....		at Middle Tennessee (L, 73-14), Sept. 19, 2015 (U. LeMay, 48-yd TD)	
Did not Punt in a Game		NA	
Returned a Kickoff for a Touchdown		at Middle Tennessee (L, 73-14), Sept. 19, 2015 (U. LeMay, 48-yd TD)	
Returned a Punt for a Touchdown.....		NA	
Scored on a blocked punt		at Southern Miss (W, 38-27), Nov. 5, '16 (Foggie block; Rolle recovers TD in EZ)	
Opened a game with a Touchdown Return		NA	
Blocked a Punt.....		at Southern Miss (W, 38-27), Nov. 5, 2016 (Juwan Foggie block)	
Blocked a Field Goal Attempt		vs. #25 Charleston Southern (L, 41-47 OT), S. 27, 2014 (Alcalde, 38-yd FGA)	
Blocked an Extra Point Attempt.....		at Old Dominion (L, 34-37), Oct. 17, 2015 (Jalen Holt)	
Returned an Interception for TD		vs. Rice (L, 22-21) vs. Rice, Nov. 12, 2016 (Winchester 41-yd INT return)	
Returned Interception for TD at home		vs. Rice (L, 22-21) vs. Rice, Nov. 12, 2016 (Winchester 41-yd INT return)	
Returned a Fumble for a Touchdown		at UTSA (L, 14-33), Nov. 26, 2016 (Foggie returns fumbled snap on punt 3 yds)	
Scored on a Safety		vs. #24/#25 GWU (W, 53-51), Oct. 5, 2013 (A. Petzke downs punter in EZ)	
Scored on a fake Field Goal		vs. Chowan (W, 47-7), Sept. 7, 2013 (Terry Caldwell tackle in endzone)	
Scored on the first play from scrimmage.....		vs. Wesley College (L, 28-35), Nov. 9, 2013 (McNeill to Pettit, 22 yds)	
Played an overtime game		at NCCU (W, 40-28), Sept. 13, 2014 (Johnson-Duke 65 yd TD catch; 00:17)	
Played a Double OT game		vs. UTSA (L, 30-27 OT), Nov. 14, 2015	
		at The Citadel (L, 46-53 2OT), Oct. 11, 2014	
A CHARLOTTE PLAYER:			
Rushed for 100 yards		183 yd, Kalif Phillips at Southern Miss (W, 38-27), Nov. 5, 2016	
Rushed for 100 yards at home		120 yd, Robert Washington vs. Eastern Michigan (L, 19-37), Sept. 17, 2016	
Rushed for 200 yards.....		204 yd, Kalif Phillips at Old Dominion (L, 34-37), Oct. 17, 2015	
Had 100+ yards receiving		115, Austin Duke at UTSA (L, 14-33), Nov. 26, 2016	
Had 200+ yards receiving		254, Austin Duke at The Citadel (L, 46-53 2OT), Oct. 11, 2014	
Had 200+ yards receiving at home		251, Austin Duke vs. #25 Charleston Southern (L, 41-47 OT), S. 27, 2014	
Had Double-Digit Receptions		12, Austin Duke at The Citadel (L, 46-53 2OT), Oct. 11, 2014	
Scored 4 Touchdowns.....		4, Austin Duke at The Citadel (L, 46-53 2OT), Oct. 11, 2014 (3 rec; 1 rush)	
Scored 3+ Touchdowns		3, Hasaan Klugh vs. Middle Tennessee (L, 31-38), Nov. 19, 2016	
Scored 3+ Touchdowns (home)		3, Hasaan Klugh vs. Middle Tennessee (L, 31-38), Nov. 19, 2016	
Had Two Touchdowns Rushing.....		3, Hasaan Klugh vs. Middle Tennessee (L, 31-38), Nov. 19, 2016	
Had Two Touchdowns Rushing (home)		3, Hasaan Klugh vs. Middle Tennessee (L, 31-38), Nov. 19, 2016	
Had Two Touchdowns Rushing (away)		2, Kalif Phillips at Marshall (W, 27-24), Oct. 22, 2016	
Had 3+ Touchdowns Rushing		3, Hasaan Klugh vs. Middle Tennessee (L, 31-38), Nov. 19, 2016	
Had Two Touchdowns Receiving		2, Richard Murphy, vs. UTSA (L, 30-27 OT), Nov. 14, 2015	
Had Two Touchdowns Receiving (home).....		2, Richard Murphy, vs. UTSA (L, 30-27 OT), Nov. 14, 2015	
Had 3+ Touchdowns Receiving		3, Austin Duke at FIU (L, 31-48), Nov. 7, 2015	
Had 3+ Touchdowns Passing		3, Kevin Olsen vs. Elon (W, 47-14), Sept. 10, 2016	
Had 3+ Touchdowns Passing at home		3, Kevin Olsen vs. Elon (W, 47-14), Sept. 10, 2016	
Had 3+ Touchdowns Passing on road		4, Matt Johnson at The Citadel (L, 46-53 2OT), Oct. 11, 2014	
Had 3 different QB's pass for a TD		at FIU (L, 31-48), Nov. 7, 2015 (McNeill, Johnson and Barden)	
Had receiver catch TD pass from 3 different QBs.....		Austin Duke at FIU (L, 31-48), Nov. 7, 2015 (McNeill, Johnson and Barden)	
Had four different receivers catch a TD pass		vs. Elon (W, 47-14), Sept. 10, 2016 (Ford II; Hoffman; Bolus; Duke)	



GRIT	OPPORTUNITY	LEADERSHIP	DETERMINATION
------	-------------	------------	---------------

The Last Time

AN OPPONENT:

Shut out Charlotte	NA
Held Charlotte Scoreless in First Half	at Louisville (L, 14-70), Sept. 1, 2016
Held Charlotte Scoreless in Second Half	vs. Rice (L, 22-21) vs. Rice, Nov. 12, 2016
Rushed for more than 300 yards	307 yds., at Rice (L, 7-27), Nov. 28, 2015
Rushed for more than 400 yards	415 yds; at Kentucky (L, 10-58), Nov. 21, 2015
Rushed for more than 500 yards	553 yds., at The Citadel (L, 46-53 2OT), Oct. 11, 2014
Rushed for 4 Touchdowns	4, vs. Old Dominion (L, 17-52), Oct. 1, 2016
Rushed for 5 Touchdowns	6, at Kentucky (L, 10-58), Nov. 21, 2015
Rushed for 6 Touchdowns	6, at Kentucky (L, 10-58), Nov. 21, 2015
Rushed for 7 Touchdowns	7, vs. #2 Coastal Carolina (L, 34-59), Nov. 8, 2014
Failed to Rush for a Touchdown	at Old Dominion (L, 34-37), Oct. 17, 2015
Passed for more than 300 yards	414 yds., at UTSA (L, 14-33), Nov. 26, 2016
Passed for more than 400 yards	414 yds., at UTSA (L, 14-33), Nov. 26, 2016
Passed for more than 500 yards	NA
Passed for 4 Touchdowns	4, vs. Middle Tennessee (L, 31-38), Nov. 19, 2016
Passed for 5 Touchdowns	8, at Louisville (L, 14-70), Sept. 1, 2016
Passed for 6 Touchdowns	8, at Louisville (L, 14-70), Sept. 1, 2016
Failed to pass for a Touchdown	at Florida Atlantic (W, 28-23), Oct. 29, 2016
Failed to pass for a Touchdown at Charlotte	vs. Elon (W, 47-14), Sept. 10, 2016
Failed to score a Touchdown	vs. JCSU (W, 56-0), Sept. 6, 2014
Failed to score an Offensive Touchdown	vs. JCSU (W, 56-0), Sept. 6, 2014
Had 500+ yards Total Offense	520 yds, at UTSA (L, 14-33), Nov. 26, 2016
Had 500+ yards Total Offense (home game)	630 yds., vs. Marshall (L, 10-34), Oct. 31, 2015
Had 500+ yards Total Offense (road game)	520 yds, at UTSA (L, 14-33), Nov. 26, 2016
Had 600+ yards Total Offense	663 yds., at Louisville (L, 14-70), Sept. 1, 2016
Scored 40+ Points	52, vs. Old Dominion (L, 17-52), Oct. 1, 2016
Scored 50+ Points	52, vs. Old Dominion (L, 17-52), Oct. 1, 2016
Scored 50+ Points (home game).....	52, vs. Old Dominion (L, 17-52), Oct. 1, 2016
Scored 60+ Points	70, at Louisville (L, 14-70), Sept. 1, 2016
Held Charlotte to less than 200 Yards Total Offense.....	NA
Scored a Defensive Touchdown	vs. Eastern Michigan (L, 19-37), Sept. 17, 2016 (J. Pickett 36-yd INT return)
Scored a Special Teams Touchdown	at FIU (L, 31-48), Nov. 7, 2015 (Kenyatta Anderson blocked punt return)
Scored on a Kick Off/Punt Return.....	at FIU (L, 31-48), Nov. 7, 2015 (Kenyatta Anderson blocked punt return)
Did not Punt in a Game	NA
Returned a Kickoff for a Touchdown	vs. Southern Miss (L, 10-44), Oct. 24, 2015 (Jalen Richard 95-yd kickoff return)
Returned a Punt for a Touchdown.....	at FIU (L, 31-48), Nov. 7, 2015 (Kenyatta Anderson blocked punt return)
Opened a game with a Touchdown Return	NA
Blocked a Punt.....	at FIU (L, 31-48), Nov. 7, 2015 (Kenyatta Anderson blocked punt & TD return)
Scored on a blocked punt	at FIU (L, 31-48), Nov. 7, 2015 (Kenyatta Anderson blocked punt return)
Blocked a Field Goal Attempt	vs. Middle Tennessee (L, 31-38), Nov. 19, 2016 (Blocked 57-yd att by Brewer)
Blocked an Extra Point Attempt	vs. FIU (L, 26-27), Oct. 15, 2016
Returned an Interception for a Touchdown	vs. Eastern Michigan (L, 19-37), Sept. 17, 2016 (J. Pickett 36-yd INT return)
Returned a Fumble for a Touchdown	#2 Coastal Carolina (L, 34-59), Nov. 8, 2014 (Roderick Holder 7-yd fumble)
Scored on a Safety	Barnwell tackled, at #24 Charleston Southern (L, 14-36), Oct. 26, 2013

AN OPPOSING PLAYER:

Rushed for 100 yards	101, I. Mathers vs. Middle Tennessee (L, 31-38), Nov. 19, 2016
Rushed for 100 yards (home game)	101, I. Mathers vs. Middle Tennessee (L, 31-38), Nov. 19, 2016
Rushed for 100 yards (road game)	100, Greg Howell at Florida Atlantic (W, 28-23), Oct. 29, 2016
Two players rushed for 100 yards	165, Jojo Kemp at Kentucky (L, 10-58), Nov. 21, 2015
.....	140, Boom Williams at Kentucky (L, 10-58), Nov. 21, 2015
Rushed for 200 yards.....	NA
Had 100+ yards receiving	145, Thomas, Jr. at UTSA (L, 14-33), Nov. 26, 2016
Had 100+ yards receiving (home game)	111, Zach Wright vs. Rice (L, 22-21), Nov. 12, 2016
Had 100+ yards receiving (road game)	145, Thomas, Jr. at UTSA (L, 14-33), Nov. 26, 2016
Had 200+ yards receiving	vs. Marshall (L, 10-34), Oct. 31, 2015 (Davonte Allen, 232)
Two players with 100 yards receiving.....	at Middle Tennessee (L, 73-14), Sept. 19 (Pettis, 167; Batties, 120)
Had Double-Digit Receptions	12, Zach Wright vs. Rice (L, 22-21), Nov. 12, 2016
.....	11, Kylan Granson vs. Rice (L, 22-21), Nov. 12, 2016
Had Two Touchdowns Rushing	2, Tyler Stehling vs. Rice (L, 22-21), Nov. 12, 2016
Had Two Rushers with Two Touchdowns Rushing	2, Jahad Thomas, at Temple (L, 20-48), Sept. 24, 2016
.....	2, R. Armstead, at Temple (L, 20-48), Sept. 24, 2016
Had Two Touchdowns Rushing (home game)	2, Tyler Stehling vs. Rice (L, 22-21), Nov. 12, 2016
Had Two Touchdowns Rushing (road)	3, Greg Howell at Florida Atlantic (W, 28-23), Oct. 29, 2016
Had 3+ Touchdowns Rushing	3, Greg Howell at Florida Atlantic (W, 28-23), Oct. 29, 2016
Had 3+ Touchdowns Rushing (home game)	3, Jeremy Cox, Old Dominion (L, 17-52), Oct. 1, 2016
Had Three Touchdowns Rushing (road game)	3, Greg Howell at Florida Atlantic (W, 28-23), Oct. 29, 2016
Had Two Touchdowns Receiving	2, Patrick Smith vs. Middle Tennessee (L, 31-38), Nov. 19, 2016
Had two players with 2 Touchdowns receiving	3, Ed Batties; 2, Terry Pettis at Middle Tennessee (L, 73-14), Sept. 19
Had 3+ Touchdowns Receiving	3, Zach Pascal at Old Dominion (L, 34-37), Oct. 17, 2015
Threw for 4 TDs	4, John Urzua vs. Middle Tennessee (L, 31-38), Nov. 19, 2016
Threw for 5 TDs	6, Lamar Jackson at Louisville (L, 14-70), Sept. 1, 2016
Had 5 different receivers catch a TD pass	8, at Louisville (L, 14-70), Sept. 1, 2016



AWARDS & HONORS

CHARLOTTE 49ERS CHARLOTTE 49ERS CHARLOTTE 49ERS

2016 ALL-CONFERENCE USA



Larry Ogunjobi, DL, First Team

ALL-AMERICA AWARDS

Pro Football Focus

2016

Freshman all-America: Ben DeLuca, DB

Campus Insider

Honorable Mention Freshman all-America: Ben DeLuca, DB

CONFERENCE USA AWARDS

All-Conference USA

2016

First Team:

Larry Ogunjobi, DL

Honorable Mention:

Brandon Banks, DL

Nick Cook, LB

Nate Davis, OL

Austin Duke, WR

Chris Montgomery, KR

Kalif Phillips, RB

Keaston Sinicki, LS

All-Freshman:

Tyriq Harris, LB

Ben DeLuca, DB

Preseason (Coaches)

Larry Ogunjobi, DL

Kalif Phillips, RB

2015

Second Team

Larry Ogunjobi, DL

Kalif Phillips, RB

C-USA Players of the Week

2016

Hasaan Klugh co-Offensive Oct. 10, 2016

Terrance Winchester Defensive Nov. 7, 2016

Juwan Foggie Special Teams Nov. 7, 2016

2015

Blake Brewer Special Teams Sept. 7, 2015

National Watch Lists

▼BEDNARIK AWARD

▼OUTLAND TROPHY

2016: Red-shirt senior nose tackle Larry Ogunjobi was named to the watch lists for the Bednarik Award (top collegiate defensive player) and the Outland Trophy (top interior lineman), becoming the first 49ers player named to an FBS National Watch List.



PRESEASON NATIONAL AWARD WATCH LISTS

2016

Larry Ogunjobi, Bednarik Award (Top Defensive Player)

Larry Ogunjobi, Outland Trophy (Top Interior Lineman)

Jamal Covington, AllState Good Works Team (Leadership; Community Service)

Jamal Covington, Wuerffel Trophy (Community Servant)

COSIDA ACADEMIC ALL-AMERICA/ALL-DISTRICT

2016

Lee McNeill, all-District 3 (3.98 GPA; Business Administration)

FCS AWARDS

Sports Network's Jerry Rice Award Watch List

(FCS top first-year player):

2013: Matt Johnson, QB (11th in voting; 4th among QB)

ALL-FCS INDEPENDENT CONFERENCE AWARDS

FRESHMAN OF THE YEAR

FCS Independent (collegesportsmadness.com)

2013: Matt Johnson, FCS Independent (collegesportsmadness.com)

ALL-CONFERENCE

FCS Independent (collegesportsmadness.com)

2013

Larry Ogunjobi, DL First Team

Mark Hogan, LB First Team

Martay Mattox, DB First Team

Mikel Hunter, KR First Team

Kalif Phillips, RB Second Team

Austin Duke, WR Second Team

Jamal Covington, OL Second Team

Daniel Book, OL Second Team

Brandon Banks, DL Second Team

Caleb Clayton-Molby, LB Second Team

Terrance Winchester, DB Second Team

Blake Brewer, K Second Team

Matt Johnson, QB Third Team

Thomas La Bianca, OL Third Team

Tanner Fleming, DL Third Team

Nico Alcalde, LB Third Team

Terry Caldwell, LB Third Team

2013 JERRY RICE AWARD FINALIST

Red-shirt freshman quarterback Matt Johnson was one of 21 finalists for the 2013 Jerry Rice Award given to the FCS top first-year player. Johnson, who threw for 2581 yards and 21 touchdowns, finished 11th in the voting. Among the six QB finalists, Johnson was tops in passing yards and total offense (2999 yards) and second in passing TDs.





GRIT		OPPORTUNITY		LEADERSHIP		DETERMINATION	
ALL-TIME LETTERWINNERS				Evans, Ray	1947	McNeill, Lee	2013-16
AAAA				FFFF		Middleton, James	2013-15
Abrams, Jordan	2014	Fain, Tyler	2015-16	Mock, James	1947-48	Montgomery, Chris	2014-16
Adkins, Ralph	1947	Fenessey, Ray	1947	Montini, Mark	2013-14	Mullen, Nate	2016
Afam, Emmitt	2014	Fields, Peter	2013-14	Murphy, Richard	2014-15	Muscarello, Stephen	2014; 2016
Alcalde, Nico	2013-14	Finesey, Roy	1948			NNNN	
Alexander, Carroll	1947	Fleming, Tanner	2013-16	Nesmith Jr., Corey	2013-15	Nixon, Cortez	2013-15
Alexander, Damarrell	2013-14	Floyd, Desmond	2015	Norman, Tank	2013-15	Nuzum, Ed	1947
Allen	1946	Foard, R.E.	1948			OOOO	
Ashmore	1946	Foggie, Juwan	2014-16	Ogunjobi, Larry	2013-16	Olsen, Kevin	2016
Asher, Christian	2015-16	Ford II, T.L.	2014-16	Parker, Kendal	2013		
BBBB		Foreman, Dave	1946-47	Pearson, Devin	2013, 2015		
Banks, Brandon	2013-16	Fowler, Kenneth "Mack"	1947	Perry, Casey	2013-16		
Barden, Brooks	2015	GGGG		Pettit, Mark	2013-14		
Barnett, Dave	1947	Gabriel, Gus	1948	Petzke, Alex	2013		
Barnwell, Alan	2013	Gabriel, Ural	1948	Pezzoni, Hayden	2014; 2016		
Barr, Jared	2013-16	Gainey, Donjore	2013-15	Phillips, Kalif	2013-16		
Beck, Hayden	2013	Gamble, Morris	1948	QQQQ			
Benton	1946	Gemmell, Jeff	2016	Quattlebaum, Mark	2015-16		
Blankenshiop, Bill	1947	Gent, Kariym	2013	RRRR			
Blitch, Daniel	2013-14	German, Eugene	2014-16	Reid, DaQuavius	2014-15		
Boger, Fred	1946	Goans, Jack	1948	Rhinehart, EJ	2013-16		
Bolus, Justin	2013-16	Gordon, Richard	1946-47	Robinson, Elijah	2013		
Book, Danny	2013-15	Gunn, Jack	1948	Rolle, Ed	2016		
Bostick, Trent	2013-15	Gupton	1946	SSSS			
Brewer, Blake	2013-16	HHHH		Sanders, Buck	1947		
Bridges-Thompson, Justin	2013-16	Hailey, Harold	1947	Saunders, Richard	1948		
Brown, Chris	2015-16	Halmon, Nick	2014	Sinicki, Keaston	2013-16		
Browning, William	1947	Harr	1946	Sledge, Mason	2013-15		
Buie, Andrew	2015	Harris, Tyriq	2016	Smith, Bradan	2015-16		
Bumgarner, Zach	2013-16	Hart, Arthur	2014-16	Starnes, Jordan	2014-16		
Burhhalter, Phillip	1947	Hemby, Sam	1947	Starnes, Paul	1947		
Butler, Anthony	2016	Hendrix	1946	Strupp, Brandon	2013		
CCCC		Herkley, Eric	2014-15	Suydam, Randy	2016		
Caldwell, Terry	2013	Highsmith, Alex	2016	TTTT			
Carroll, Nick	2014-16	Hoffman, Kyle	2013, 2015-16	Tallent, John	1948		
Cash, David	1948	Hogan, Mark	2013	Teagle, Ted	1946		
Clark, Albert	1947	Holmes, Ardy	2013-15	Thomas, Will	2013-15		
Clark, Cameron	2016	Holmes, Michael	2016	Thomas, Zach	2013-15		
Clayton-Molby, Caleb	2013-15	Holt, Jalen	2013-15	Thompson, James "Ted"	1947		
Clegg, Devin	2013-16	Hunter, Mikel	2013	Thomson, Payton	2013		
Conder, Bob	1946-47	IIII		Toomer, Arthur	1946		
Connor, Billy	1948	Irvin, Darius	2016	Tucker	1946		
Cook, Nick	2015-16	Irvin, Denzel	2015-16	Tucker, Najee	2015		
Cooper, Desmond	2013-14	JJJJ		Tyler, R.J.	2015-16		
Covington, Anthony	2015-16	Jackson	1946	WWWW			
Covington, Jamal	2013-16	Jenkins, John	1948	Washington, Robert	2016		
Coxe, Bill	1948	Johnson, Devon	2013, 2015	Wellenhofer, Jack	2016		
Crawford, C.J.	2013	Johnson, John	1948	Williams, Red	1946		
Crouser, Dustin	2014	Johnson, Matt	2013-16	Wilson, Ed	1947-48		
Cunningham Jr, Greg	2013-15	Jolly, Jimmy	1947	Wilson, Gib	1947		
DDDD		KKKK		Winchester, Terrance	2013-16		
Darley, Cam	2015-16	Kendrick, Leon	1947	Windle, Bruce	1947		
Davis, Bob "Goat"	1946-47	Kerr, "Fatback"	1947	Wingate	1946		
Davis, Kedrick	2016	King, Karrington	2014-16	Winston, Jamar	2016		
Davis, Markevis	2014-16	Kiser, John	1947	Wolljung, Joe	2014		
Davis, Nate	2015-16	Kissiah, Jack	1948	Wylie, Bob	1947		
Davis, Robert	1948	Kissiah, Ray	1948	Wynn, Tre'Shun	2014		
DeLuca, Ben	2016	Klugh, Hasaan	2016	YYYY			
DeStefani, Tyler	2013-14	Knight, Hillard	1947	York, Carroll	1946-47		
Devine, Dmarjai	2013-14	Kofa, Workpeh	2015-16	ZZZZ			
Dillon, Ronald	1948	LLLL		Zacherl, Wolfgang	2013, 2015-16		
Doctor, Tommy	2016	La Blanca, Thomas	2013-16				
Dozier, Branden	2014-15	LeMay, Ben	2016				
Drake, Darren	2015-16	LeMay, Uriah	2015-16				
Drummond, Arthur "Buddy"	1947-48	Little, Zeb	2013				
Duke, Austin	2013-16	Littlejohn, David	1947				
Dulmage, Connor	2015	Lucas, Daquan	2013-16				
Duncan, Alex	2016	Lyon, Nafees	2016				
Duncan, D.F.	1948	MMMM					
Duncan, Garrison	2015-16	Mason, Bubba	1947				
Duncan, Hugh	1948	Matthews, Douglas (Dugald)	1947				
Duncan, Zach	2015-16	Mayela, Prince	2013-15				
EEEE		McDonald, A.J.	2016				
Eury, Jason	2013-14						



GRIT

OPPORTUNITY

LEADERSHIP

DETERMINATION

#49

The Charlotte 49ers coaching staff recognizes a player each game with the honor of wearing the #49 jersey. The player is selected by the coaching staff for best demonstrating the standards expected of the 49ers.

In 2013, the back of the jersey included one of the four G-O-L-D standards: Grit, Opportunity, Leadership and Determination. The first player chosen to wear the No. 49 jersey was red-shirt freshman nosetackle Larry Ogunjobi, in the 49ers inaugural game vs. Campbell, Aug. 31, 2013. (pictured)



2013

Larry Ogunjobi, NT, Campbell

- Caleb Clayton-Molby, LB, Chowan
- Mikel Hunter, WR, NCCU
- Danny Book, RT, at JMU
- Devon Johnson, DE, at PC
- Thomas La Bianca, C, Gardner-Webb
- Alan Barnwell, RB, UNC Pembroke
- Keaston Sinicki, LS, at Charleston Southern
- Nico Alcalde, LB, at Coastal Carolina
- Mark Hogan, LB, Wesley College
- Casey Perry, LG, at Morehead State

2014

- Jamal Covington, LT, at Campbell
- Jarred Barr, C, Johnson C. Smith
- Caleb Clayton-Molby, ILB, at NC Central
- Danny Book, RT, at Elon
- Brandon Banks, DE, Charleston Southern
- Thomas La Bianca, C, at Gardner-Webb
- Larry Ogunjobi, NT, at Citadel
- Mark Montini, H, James Madison
- Trent Bostick, WR, Coastal Carolina
- Kalif Phillips, RB, Wesley College
- Austin Duke, SR, Morehead State


2015

- Jamal Covington, LT, at Georgia State
- Danny Book, RT, Presbyterian
- Jarred Barr, C, at Middle Tennessee
- Eugene German, RT, Florida Atlantic
- Zach Duncan, DE, Temple
- Tanner Fleming, NT, at Old Dominion
- Richard Murphy, H, Southern Miss
- Dylan Ratliff (son of Phil Ratliff), Marshall
- Nate Davis, RG, at FIU
- Kalif Phillips, RB, UTSA
- Thomas La Bianca, C, at Kentucky
- Danny Book, RT, at Rice

2016

- Justin Bolus, H, at UL
- Matt Johnson, RB, Elon
- Justin Bridges-Thompson, LB, Eastern Michigan
- Tyriq Harris, LB, at Temple
- Nate Davis, OL, Old Dominion
- Eugene German, OL, at Florida Atlantic
- Thomas La Bianca, OL, FIU
- Ben DeLuca, DB, at Marshall
- Jarred Barr, OL, at Southern Miss
- Chris Brown, OL, Rice
- Zach Bumgarner, H, Middle Tennessee
- Wolfgang Zacherl, OL, at UTSA

Two players have worn the jersey four times: Danny Book and Thomas La Bianca. Book wore the jersey in each of his three seasons, including twice in 2015 -- becoming the only player to wear it twice in one season. La Bianca wore the jersey in each of his four seasons, the program's first four years.





GRIT

OPPORTUNITY

LEADERSHIP

DETERMINATION

ALL-TIME NUMBERS

2 Will Thomas Kedrick Davis Kevin Olsen	2013-15 2016 2016	25 Kalif Phillips Denzel Irvin	2013 2015-16	55 Mason Sledge	2013-15	89 Elijah Robinson TL Ford	2013 2014
3 Kariym Gent Branden Dozier Kalif Phillips	2013 2014-15 2014-16	26 Cortez Nixon	2013-15	56 Cam Darley Randy Suydam	2014 2016	90 Devon Johnson	2015
4 Corey Nesmith Jr. Justin Bridges-Thompson	2013-15 2016	27 Terrance Winchester	2013-16	57 Justin Bridges-Thompson	2013-15	91 Peter Fields Tommy Doctor	2013-14 2016
5 Lee McNeill Tre'Shun Wynn Brandon Banks	2013-16 2014 2016	28 Greg Cunningham Jr. Ben DeLuca	2013-15 2016	58 Dustin Crouser	2014	92 Nick Carroll	2014-16
6 Terry Caldwell Nick Cook Workpeh Kofa	2013 2014-16 2015-16	29 Micah Bryan Akease Rankin	2013 2016	59 Payton Thomson	2013-14	93 James Middleton	2013-15
7 Jalen Holt Andrew Buie Mark Quattlebaum	2013-15 2015 2016	30 Quintin Gay Darius Irvin	2013-14 2016	60 Darren Drake	2015-16	94 Hayden Beck	2013-14
8 Matt Johnson Ardy Holmes	2013-16 2014-15	31 Alex Petzke	2013	61 Zach Thomas	2013-15	95 Kyle Taylor Josh Manley Michael Holmes	2013 2015 2016
9 Mark Hogan Dmarjai Devine Uriah LeMay Nafees Lyon	2013 2014 2015-16 2016	32 Markevis Davis	2014-16	62 Tyler Fain	2015-16	96 Devin Clegg	2013-16
10 Austin Duke	2013-16	33 Damarrell Alexander Benny LeMay	2013-14 2016	63 Cameron Curlings	2014	97 Devon Johnson	2013
11 Mark Pettit Emmitt Afam Desmond Floyd Ed Rolle	2013-14 2014 2015 2016	34 Brandon Strupp Garrison Duncan	2013 2015-16	64 Nate Davis	2015-16	98 Larry Ogunjobi	2013-16
12 C.J. Crawford Brooks Barden Alex Duncan	2013 2015 2016	35 Nico Alcalde Jeff Gemmell	2013-14 2016	65 Joe Wolljung Jack Wellenhofer	2013-14 2016	99 Tanner Fleming Brandon Banks	2013-16 2013-15
13 Desmond Cooper TL Ford II	2013-14 2015-16	36 Tyriq Harris	2016	66 Mitch Monska	2014		
14 Tank Norman Mark Quattlebaum	2013-15 2015	37 Nick Halmon Kyle Hoffman	2014-15 2016	67 Danny Book	2013-15		
15 Justin Bolus	2013-16	38 Hayden Pezzoni	2014-16	68 Stephen Muscarello	2014-16		
16 Bradann Smith Hasaan Klugh	2015 2016	39 Zeb Little Connor Dulmage	2013 2015	69 Casey Perry	2013-16		
17 Joc Watkins EJ Rhinehart	2014 2015-16	40 Brian McDonough	2015	70 Casey Perry	2013-16		
18 Mikel Hunter Chris Montgomery	2013 2014-16	41 Ardy Holmes Arthur Hart	2013 2014-16	71 Zach Bumgarner Cameron Clark	2013 2016		
19 Patrick O'Brien Devin Pearson Bradann Smith	2013 2015 2016	42 Jordan Abrams AJ McDonald	2013-14 2016	72 Tevin Lawshe Jamar Winston	2014 2016		
20 Martay Mattox Najee Tucker Robert Washington	2013 2015 2016	43 Ardy Holmes Arthurt Hart	2013 2014-16	73 Jamal Covington	2013-16		
21 Prince Mayela	2013-15	44 Desmond Cooper TL Ford II	2013-14 2015-16	74 Thomas La Bianca	2013-16		
22 Donjore Gainey	2013-15	45 Jordan Abrams AJ McDonald	2013-14 2016	75 Eugene German	2014-16		
23 Daquan Lucas Maetron Thomas Anthony Covington	2013 2014 2015-16	46 Caleb Clayton-Molby Anthony Butler	2013-15 2016	76 Daniel Blitch	2013-14		
24 Alan Barnwell Daquan Lucas	2013 2014-16	47 Tyler DeStefani	2013-14	77 Wolfgang Zacherl	'13, 15-16		
		48 Tyler DeStefani	2013-14	78 Kyle Hoffman Trevor Stacy	2013-14 2016		
		49 Kendal Parker Cam Darley	2013 2015-16	79 Jeff Walker	2014		
		50 Devin Pearson Christian Asher	2013 2015-16	80 Reggie Woods Ben Jacques	2014 2016		
		51 DaQuavius Reid Alex Highsmith	2013-15 2016	81 Trent Bostick	2013-15		
		52 Mark Montini Kyle Hoffman	2013-14 2015	82 Jason Eury	2013-14		
		53 Keaston Sinicki	2013-16	83 Nate Mullen	2016		
		54 Jarred Barr Karrington King	2013-16 2014-16	84 Juwan Foggie	2014; 16		
		55 Robert Williams Zack Bumgarner Chris Brown	2013 2014 2015-16	85 Luke Sonricker Richard Murphy	2013 2014-15		
		56 Brandon Rodriguez Zach Duncan	2013 2015-16	86 Blake Brewer	2013-16		
		57 Eric Herkley	2014-15	87 EJ Rhinehart Zach Bumgarner	2013-14 2015-16		
		58 Eric Herkley	2014-15	88 Dmarjai Devine RJ Tyler	2013 2015-16		
		59 Jordan Starnes	2014-16				



GRIT		OPPORTUNITY		LEADERSHIP		DETERMINATION	
1946 Charlotte Center of University of North Carolina "Owls"				23	Ed Wilson*	Tackle	
				18	Brice Windle	Tackle	
					Gib Wilson	Back	
No.	Name	Pos.	Hometown/H.S.	20	Bob Wylie*	Guard	Charlotte, N.C./Central H.S.
	Henry Ashemore	QB	Charlotte, N.C./Central H.S.	4	Carroll York*	End	Charlotte, N.C./Tech H.S.
	Clyde Allen	Tackle		Head coach: Marion "Footsie" Woods			
	W.P. Benton	Back		Assistant coach: Jim Taylor			
	Fred Boger	Back	Charlotte, N.C./Central H.S.	1948 Charlotte Center of University of North Carolina "Owls"			
	Bob Conder	Guard	Charlotte, N.C./Central H.S.	No.	Name	Pos.	Hometown/H.S.
	Bob "Goat" Davis	Back	Charlotte, N.C./Central H.S.	3	James Mock	RB	
	Dave Foreman	QB	Charlotte, N.C./Central H.S.	4	Billy Connor	RB	
	Richard Gordon	End		5	Jack Kissiah	RB	
	Dave Griffith	Back	Charlotte, N.C./Central H.S.	6	David Cash	QB	
	Bill Gupton	Back		6	Gus Gabriel	QB	
	Harry Harr	Tackle	Charlotte, N.C./Central H.S.	7	Arthur Drummond	T	
	Tom Hendrix	End		8	D.F. Duncan	G	
	Ed Jackson	Center	/Greenville High	9	John Tallent	G	
	Ted Teagle	Back		10	John Jenkins	E	
	Arthur Toomer	Guard	Charlotte, N.C./Central H.S.	11	Morris Gamble	E	
	Bruce Tucker	Back		13	Jack Goans	C	
	Red Williams	Tackle	Charlotte, N.C./Central H.S.	14	Richard Saunders	C	
	Willie Wingate	End	Charlotte, N.C./Harding	15	Ray Kissiah	E	
	Carroll York	End	Charlotte, N.C./Tech H.S.	16	R.E. Foard	E	
Head Coach: Art Deremer				17	Ronald Dillon	E	
Captain: Red Williams				18	Jack Gunn	RB	
1947 Charlotte Center of University of North Carolina "Owls"				19	Bill Coxe	RB	
No.	Name	Pos.	Hometown/H.S.	20	Ural Gabriel	RB	
(13)	Ralph Adkins	Back		21	Hugh Duncan	FB	
30	Carroll Alexander	Tackle		22	Robert Davis	RB	
10	Dave Barnett	Back	Charlotte, N.C./Central H.S.	23	Edward Wilson	T	
	Bill Blankenship	Back		24	John Johnson	RB	
2	William Browning*	Back			Roy Finesey		
6	Phillip Burkhalter*	Back		Head coach: Carol Blackwell			
22	Albert Clark	Back					
	Bob Conder	Guard	Charlotte, N.C./Central H.S.				
1	Bob "Goat" Davis*	Back	Charlotte, N.C./Central H.S.				
24	Buddy Drummond*	Tackle					
	Ray Evans	Back					
(2)	Roy Fenessey						
3	Dave Foreman	QB	Charlotte, N.C./Central H.S.				
12	Kenneth "Mack" Fowler*	End					
17	Richard Gordon	End					
19	Harold Hailey*	Center					
(1)	Sam Hemby	End					
	Jimmy Jolly	back					
16	Leon Kendrick	Center	Charlotte, N.C./Central H.S.				
	"Fatback" Kerr	Tackle	Charlotte, N.C./Tech H.S.				
14	John Kiser*	Center					
21	Hillard Knight	End					
15	David Littlejohn*	Guard					
(9)	Bubba Mason						
7	Douglas (Dugald) Matthews*	Back					
8	James Mock*	Back					
13	Ed Nuzum	End					
11	Buck Sanders	End					
32	Paul Starnes	Guard/Back					
5	James "Ted" Thompson*						



GRIT

OPPORTUNITY

LEADERSHIP

DETERMINATION

ALL-TIME STARTING LINEUPS

2016 STARTING LINEUPS

BASE OFFENSE [SPREAD]

	WR	LT	LG	C	RG	RT	QB	RB/WR	H/WR/RB	SR/H	WR
UL	Kofa	Covington	Perry	La Bianca	N. Davis	Brown	Olsen	Phillips	Bolus	Duke	Ford II
Elon	Kofa	Brown	Perry	La Bianca	N. Davis	German	Olsen	Phillips	Mullen	Duke	Ford II
EMU	Kofa	Brown	Perry	La Bianca	Zacherl	German	Olsen	B. LeMay	Mullen	Duke	Ford II
Temple	Kofa	Covington	Perry	La Bianca	N. Davis	German	Olsen	Phillips	Bolus	Duke	Ford II
ODU	Kofa	Brown	Perry	La Bianca	N. Davis	German	Olsen	Phillips	Bolus	Duke	Ford II
FAU	Kofa	Brown	Perry	La Bianca	N. Davis	German	Klugh	Phillips	Bolus	Bumgarner	Ford II
FIU	Kofa	Brown	Perry	La Bianca	N. Davis	German	Klugh	Phillips	Washington	Duke	Ford II
Marshall	Kofa	Brown	Perry	La Bianca	N. Davis	German	Klugh	Phillips	Hoffman	Duke	Ford II
USM	Kofa	Covington	Perry	La Bianca	N. Davis	Brown	Klugh	Phillips	Hoffman	Duke	Ford II
Rice	Kofa	Clark	Perry	La Bianca	Zacherl	Brown	Klugh	Phillips	Hoffman	Duke	Ford II
MT	Kofa	Covington	Perry	La Bianca	Zacherl	Brown	Klugh	Phillips	Mullen	Duke	Ford II
UTSA	Kofa	Clark	Perry	La Bianca	Barr	Zacherl	Klugh	Phillips	Hoffman	Duke	Ford II

BASE DEFENSE [3-4]

	DE	NT	DE	OLB	ILB	ILB	OLB	CB	S	S	CB
UL	Suydam	Ogunjobi	Duncan	Lucas	Cook	King	Starnes	Winchester	McDonald	Rolle	K. Davis
Elon	Banks	Ogunjobi	Carroll	Lucas	Cook	King	Starnes	A. Covington	McDonald	Rolle	K. Davis
EMU	Banks	Ogunjobi	Carroll	Lucas	Cook	King	Starnes	A. Covington	McDonald	Rolle	K. Davis
Temple	Banks	Ogunjobi	Carroll	Lucas	Cook	King	Harris	Winchester	McDonald	Rolle	K. Davis
ODU	Banks	Ogunjobi	Carroll	Lucas	Cook	King	Harris	A. Covington	McDonald	DeLuca	K. Davis
FAU	Banks	Ogunjobi	Carroll	Lucas	Cook	King	Harris	A. Covington	McDonald	DeLuca	K. Davis
FIU	Banks	Ogunjobi	Carroll	Lucas	Cook	King	Harris	A. Covington	McDonald	DeLuca	K. Davis
Marshall	Banks	Ogunjobi	Carroll	Lucas	Cook	King	Harris	A. Covington	McDonald	DeLuca	K. Davis
USM	Banks	Ogunjobi	Carroll	Lucas	Cook	King	Harris	De. Irvin	Rolle	DeLuca	K. Davis
Rice	Banks	Ogunjobi	Carroll	Lucas	Cook	King	Harris	A. Covington	Rolle	DeLuca	Winchester
MT	Banks	Ogunjobi	Carroll	Lucas	Cook	King	Harris	A. Covington	Rolle	DeLuca	Winchester
UTSA	Banks	Ogunjobi	Carroll	Lucas	Cook	King	Highsmith	De. Irvin	Rolle	DeLuca	A. Duncan

2015 BASE OFFENSE [SPREAD]

	WR	LT	LG	C	RG	RT	QB	RB/WR	H/WR	SR/H	WR
GSU	Bostick	Covington	Perry	La Bianca	Zacherl	Book	Johnson	Phillips	Murphy	Duke	Ford II
Presby	Bostick	Covington	Perry	Barr	Zacherl	Book	Barden	Kofa	Murphy	Duke	Ford II
MT	Bostick	Book	Perry	Barr	Davis	German	Barden	Phillips	Kofa	Duke	Ford II
FAU	Bostick	Book	Barr	La Bianca	Davis	German	McNeill	Phillips	Murphy	Duke	Ford II
Temple	Bostick	Book	Barr	La Bianca	Davis	Zacherl	McNeill	Phillips	Murphy	Montgomery	Ford II
ODU	Bostick	Covington	Perry	La Bianca	Davis	Book	McNeill	Phillips	Murphy	Bumgarner	Ford II
USM	Bostick	Covington	Perry	La Bianca	Davis	Book	McNeill	Phillips	Bolus	Duke	Ford II
Marshall	Bostick	Covington	Perry	La Bianca	Davis	Book	McNeill	Phillips	Murphy	Bumgarner	Ford II
FIU	Bostick	Covington	Perry	La Bianca	Davis	Book	McNeill	Phillips	Murphy	Duke	Ford II
UTSA	Bostick	Covington	Perry	La Bianca	Davis	Book	Barden	Phillips	Murphy	Duke	Ford II
Kentucky	Bostick	Covington	Perry	La Bianca	Davis	Book	Barden	Buie	Murphy	Duke	Ford II
Rice	Bostick	C. Brown	Perry	La Bianca	Davis	Book	Barden	Buie	Murphy	Duke	Kofa

2015 BASE DEFENSE [3-4]

	DE	NT	DE	OLB	ILB	ILB	OLB	CB	S	S	CB
GSU	Banks	Ogunjobi	Johnson	Floyd	Clayton-Molby	Cook	Lucas	Winchester	Pearson	Dozier	Norman
Presby	Banks	Ogunjobi	Johnson	Floyd	Clayton-Molby	Cook	Lucas	Winchester	Pearson	Dozier	Norman
MT	Banks	Ogunjobi	Johnson	Floyd	Clayton-Molby	Cook	Lucas	Winchester	Pearson	Dozier	Norman
FAU	Banks	Ogunjobi	Johnson	Floyd	Clayton-Molby	Cook	Lucas	Winchester	Pearson	Dozier	Norman
Temple	Banks	Ogunjobi	Middleton	Holt	Clayton-Molby	Cook	Lucas	Winchester	Pearson	Dozier	Norman
ODU	Banks	Ogunjobi	Z. Duncan	Holt	Clayton-Molby	Cook	Lucas	Winchester	Pearson	Dozier	Norman
USM	Banks	Ogunjobi	D. Johnson	Holt	Clayton-Molby	Cook	Lucas	Winchester	Pearson	Dozier	Norman
Marshall	Banks	Ogunjobi	Z. Duncan	Holt	Clayton-Molby	King	Lucas	Winchester	Pearson	Tucker	Norman
FIU	Banks	Ogunjobi	Z. Duncan	Holt	Clayton-Molby	King	Lucas	Winchester	Pearson	Tucker	A. Covington
UTSA	Banks	Ogunjobi	Z. Duncan	Holt	Clayton-Molby	King	Lucas	Winchester	M. Davis	Dozier	A. Covington
Kentucky	Banks	Ogunjobi	Z. Duncan	Holt	Clayton-Molby	Cook	Lucas	Winchester	M. Davis	Pearson	Norman
Rice	Banks	Ogunjobi	Z. Duncan	Holt	Clayton-Molby	Cook	Lucas	Winchester	M. Davis	Pearson	Norman



	GRIT			OPPORTUNITY			LEADERSHIP			DETERMINATION		
2014 BASE OFFENSE [SPREAD]												
	WR	LT	LG	C	RG	RT	QB	RB	H/SR/RB	SR	WR/H	
Campbell	Bostick	Covington	Perry	Barr	Blitch	Book	Johnson	Phillips	Bolus	Duke	Devine	
JCSU	Bostick	Covington	Perry	Barr	Blitch	Book	Johnson	Phillips	Bolus	Duke	Devine	
NCCU	Bostick	Covington	Perry	Barr	Blitch	Book	Johnson	Phillips	Bolus	Duke	Devine	
Elon	Bostick	Covington	Perry	La Bianca	Blitch	Book	Johnson	Phillips	Nesmith	Duke	Devine	
CSU	Ford II	Covington	Perry	La Bianca	Blitch	Book	Johnson	Phillips	Bolus	Duke	Devine	
GW	Bostick	Covington	Perry	La Bianca	Blitch	Book	Johnson	Phillips	Montini	Duke	Devine	
Citadel	Bostick	Covington	Perry	Barr	Blitch	Book	Johnson	Phillips	M. Thomas	Duke	Montini	
JMU	Bostick	Covington	Perry	Barr	Blitch	Book	Johnson	Phillips	Murphy	Duke	Devine	
Coastal	Bostick	Covington	Perry	La Bianca	Blitch	Book	McNeill	Phillips	Bolus	Duke	Devine	
Wesley	Bostick	Covington	Perry	Barr	Blitch	Book	McNeill	Phillips	Murphy	Duke	Devine	
Morehead	Ford	Covington	Perry	La Bianca	Blitch	Book	McNeill	Phillips	Bolus	Duke	Devine	

2014 BASE DEFENSE [3-4]												
	DE	NT	DE	OLB	ILB	ILB	OLB	CB	S	S	CB	
Campbell	Banks	Ogunjobi	Middleton	Alcalde	Clayton-Molby	Cook	Holt	Cunningham	Cooper	Dozier	Norman	
JCSU	Banks	Ogunjobi	Middleton	Alcalde	Clayton-Molby	Crouser	Holt	Cunningham	Cooper	Dozier	Norman	
NCCU	Banks	Ogunjobi	Middleton	Alcalde	Clayton-Molby	Crouser	Holt	Cunningham	Cooper	Dozier	Norman	
Elon	Banks	Ogunjobi	Middleton	Alcalde	King	Crouser	DeStefani	Cunningham	Cooper	Dozier	Norman	
CSU	Banks	Ogunjobi	Pettit	Alcalde	King	Crouser	DeStefani	Cunningham	Cooper	Dozier	Norman	
GW	Pettit	Ogunjobi	Middleton	Alcalde	King	Crouser	DeStefani	Cunningham	Cooper	Dozier	Norman	
Citadel	Pettit	Ogunjobi	Middleton	Alcalde	King	Crouser	DeStefani	Cunningham	Cooper	Dozier	Norman	
JMU	Banks	Ogunjobi	Pettit	Alcalde	King	Crouser	DeStefani	Cunningham	Holmes	Dozier	Norman	
Coastal	Banks	Ogunjobi	Pettit	Alcalde	King	Starnes	Lucas	Halmon	Cooper	Dozier	Winchester	
Wesley	Banks	Ogunjobi	Pettit	Alcalde	King	Starnes	Lucas	Cunningham	Cooper	Dozier	Norman	
Morehead	Banks	Ogunjobi	Pettit	Lucas	King	Crouser	DeStefani	Cunningham	Cooper	Dozier	Norman	

2013 BASE OFFENSE [SPREAD]												
	WR	LT	LG	C	RG	RT	QB	RB	H	SR/H	WR	
Campbell	Bostick	Covington	Sledge	La Bianca	Blitch	Book	Johnson	Barnwell	Crawford	Duke	Hunter	
Chowan	Bostick	Covington	Sledge	La Bianca	Blitch	Book	Johnson	Barnwell	Crawford	Duke	Hunter	
NCCU	Bostick	Covington	Sledge	La Bianca	Blitch	Book	Johnson	Barnwell	Crawford	Duke	Hunter	
@JMU	Bostick	Covington	Sledge	La Bianca	Blitch	Book	Johnson	Barnwell	Crawford	Duke	Hunter	
@PC	Bostick	Covington	Perry	La Bianca	Sledge	Book	Johnson	Barnwell	Crawford	Duke	Hunter	
GWU	Bostick	Covington	Perry	La Bianca	Sledge	Book	Johnson	Barnwell	Crawford	Bolus	Hunter	
UNCP	Bostick	Covington	Perry	Sledge	Blitch	Book	Johnson	Barnwell	Crawford	Duke	Hunter	
CSU	Bostick	Covington	Sledge	La Bianca	Blitch	Book	Johnson	Barnwell	Crawford	Duke	Hunter	
Coastal	Bostick	Covington	Sledge	La Bianca	Blitch	Book	Johnson	Barnwell	Crawford	Duke	Hunter	
Wesley	Bostick	Covington	Sledge	La Bianca	Blitch	Book	Johnson	Barnwell	Crawford	Duke	Hunter	
Morehead	Bostick	Covington	Perry	La Bianca	Blitch	Book	Johnson	Barnwell	Crawford	Duke	Hunter	

2013 BASE DEFENSE [3-4]												
	DE	NT	DE	OLB	ILB	ILB	OLB	CB	S	S	CB	
Campbell	Banks	Ogunjobi	Middleton	Alcalde	Bryan	Caldwell	Hogan	Winchester	Cooper	Mattox	Norman	
Chowan	Banks	Ogunjobi	Middleton	Alcalde	Bryan	Caldwell	Hogan	Winchester	Cooper	Mattox	Norman	
NCCU	Banks	Ogunjobi	Middleton	Alcalde	Bryan	Caldwell	Hogan	Winchester	Cooper	Mattox	Norman	
@JMU	Banks	Ogunjobi	Middleton	Alcalde	Bryan	Caldwell	Hogan	Cunningham	Cooper	Mattox	Pearson	
@PC	Banks	Ogunjobi	Middleton	Alcalde	Clayton-Molby	Caldwell	Hogan	Cunningham	Cooper	Mattox	Pearson	
GWU	Banks	Ogunjobi	D. Johnson	Alcalde	Clayton-Molby	Bryan	Hogan	Pearson	Cooper	Mattox	Norman	
UNCP	Banks	Ogunjobi	Middleton	Alcalde	Clayton-Molby	Bryan	Hogan	Cunningham	Cooper	Holmes	Winchester	
CSU	Banks	Ogunjobi	Middleton	Alcalde	Clayton-Molby	Lucas	Hogan	Pearson	Cooper	Holmes	Winchester	
Coastal	Banks	Ogunjobi	Middleton	Alcalde	Clayton-Molby	Lucas	Hogan	Pearson	Cooper	Mattox	Winchester	
Wesley	Banks	Ogunjobi	Middleton	Alcalde	Clayton-Molby	Caldwell	Hogan	Pearson	Cooper	Mattox	Winchester	
Morehead	Banks	Ogunjobi	Middleton	Alcalde	Clayton-Molby	Caldwell	Hogan	Pearson	Cooper	Holmes	Winchester	

2012-2016 First Class of 49ers



THE FIRST CLASS

19 players who came in as freshman for the red-shirt season in 2012 and completed their eligibility as fifth-year seniors in the 2016 season (from left to right):

Front row: Brandon Banks, Lee McNeill, Matt Johnson, Austin Duke, Justin Bolus, EJ Rhinehart, Daquan Lucas

Row 2: Terrance Winchester, Kyle Hoffman, Hayden Pezzoni, Jarred Barr, Cameron Curlings, Larry Ogunjobi, Stephen Muscarello

Row 3: Casey Perry, Jamal Covington, Thomas La Bianca, Zach Bumgarner, Devin Clegg

Staff members from the first season: Trevor Lambert, Jeff Mullen, Jim Durning, Damien Gary, Joe Tereshinski, Johnson Richardson, James Adams, Brad Lambert.



GRIT

OPPORTUNITY

LEADERSHIP

DETERMINATION



The First Snap, Saturday, Aug. 31 vs. Campbell



The First Tackle, by 49ers cornerback Tank Norman (14).



The First Tackle for Loss, by 49ers nose tackle Larry Ogunjobi (49).

FIRSTS:

- The 49ers first kick-off: (Blake Brewer, touchback) 12:08 p.m., 8/31/13
- The 49ers first touchdown, time: 12:10 p.m., 8/31/13
- The 49ers first touchdown: LB Mark Hogan, 32-yard interception return, 14:14, 1st quarter, 8/31/13
- The 49ers first offensive touchdown: H Justin Bolus 1-yard pass from Matt Johnson, 8:47, 1st quarter, 8/31/13
- The 49ers first rushing touchdown: RB Kalif Phillips 15-yard run, 9:32, 2nd quarter, 8/31/13
- The 49ers first receiving touchdown: H Justin Bolus 1-yard reception from Matt Johnson, 8:47, 1st quarter, 8/31/13
- The 49ers first two-point conversion: H CJ Crawford rush, 8:47, 1st quarter, 8/31/13
- The 49ers first extra point: K Blake Brewer, 14:14 1st quarter, 8/31/13
- The 49ers first field goal: K Blake Brewer, 35-yard field goal, 14:49, 2nd quarter, 8/31/13
- The 49ers first tackle: CB Tank Norman (Campbell QB Brian Hudson 4-yard rush), 1st quarter, 8/31/13
- The 49ers first tackle for a loss: NT Larry Ogunjobi (Campbell RB Damien Booe, 5-yard loss), 1st quarter, 8/31/13
- The 49ers first interception: LB Mark Hogan, 14:14, 1st quarter, 8/31/13
- The 49ers first sack: DE Devon Johnson, 7 yards to CAM 16 of QB Cam Hudson, 3rd quarter, 8/31/13
- The 49ers first forced fumble: LB Caleb Clayton-Molby (Campbell KR Akile Jones), 1st quarter, 8/31/13
- The 49ers first fumble recovery: LB Caleb Clayton-Molby (Campbell KR Akile Jones), 1st quarter, 8/31/13
- The 49ers first offensive snap: Pass Interference, Matt Johnson pass intended for Mikel Hunter, 1st quarter, 8/31/13
- The 49ers first non-penalized offensive play: RB Alan Barnwell 2-yard run, 1st quarter, 8/31/13
- The 49ers first rushing play: 1st drive, 1st and 10, RB Alan Barnwell 2-yard run, 1st quarter, 8/31/13
- The 49ers first passing play: 1st drive, 1st & 10; Pass Interference, QB Matt Johnson intended for Mikel Hunter, 1st, quarter, 8/31/13
- The 49ers first non-penalized passing play: 1st drive; 2nd and 8; QB Matt Johnson 11-yard reception by SR Austin Duke, 1st quarter, 8/31/13
- The 49ers first pass reception: SR Austin Duke, 11-yard pass from QB Matt Johnson, 8/31/13
- The 49ers first first down: 1st drive, 1st and 10; Pass Interference, Matt Johnson pass intended for WR Mikel Hunter, 1st quarter, 8/31/13
- The 49ers first first down via non-penalty: 1st drive; 2nd and 8; SR Austin Duke, 11-yard pass from QB Matt Johnson, 1st quarter, 8/31/13
- The 49ers first punt return: PR Mikel Hunter 12-yard return to CHA 34 from Campbell punter Adam Lutz, 1st quarter, 8/31/13
- The 49ers first punt: P Blake Strupp, 42 yards to CAM 29 (Fair catch), 9:47, 3rd quarter, 8/31/13
- The 49ers first kickoff return: KR Mikel Hunter, 9-yard return to CHA 20, 2nd quarter, 8/31/13
- The 49ers first fumble return: LB Zeb Little, 7-yard return to CHA 32, 4th quarter, 8/31/13
- The 49ers first safety: LB Terry Caldwell tackles CHO RB Antjuan Randall in endzone, 4:52, 1st quarter, 9/7/13
- The 49ers first blocked field goal CB Terrance Winchester blocks 40-yard attempt by NCCU Oleg Parent, 2nd quarter, 9/14/13
- The 49ers first blocked PAT LB Nico Alcalde blocks PAT by NCCU Oleg Parent, 3rd quarter, 9/14/13
- The 49ers first inside kick defended Recovered by Mikel Hunter vs #24/#25 Gardner-Webb, 00:31 (4th), 10/5/13
- The 49ers first Fake Field Goal/TD Lee McNeill 22-yard pass to Mark Pettit vs. Wesley College, 11/9/13
- The 49ers first Blocked a Punt Juwan Foggie vs Wesley (W, 38-33), 11/15/14



The First Kickoff, 12:08, Saturday, Aug. 31 vs. Campbell by Blake Brewer



The First Touchdown, by 49ers OLB Mark Hogan (9) on a 32-yard INT return.



The First Offensive TD, a one-yard pass from Matt Johnson to Justin Bolus (15).




GRIT	OPPORTUNITY	LEADERSHIP	DETERMINATION
1948 - Two-Year Institution			
<u>September</u>			
Tues	7 at Presbyterian		
Fri	17 vs. Albemarle HS		
Thurs.	7		
Wed.	27 @ Catawba		
1947 - Two-Year Institution			
<u>October</u>			
Wed.	15 at Presbyterian	Clinton, S.C.	L 19-33
Thur.	23 at Catawba	Salisbury, N.C.	
<u>November</u>			
Sat.	1 Davidson JV	Memorial Stadium	L 6-7
Sat.	8 at Hamlet All-Stars	Hamlet, N.C.	W 8-6
Wed.	12 Appalachian State Teachers College JV	Memorial Stadium	L 12-20
Thurs.	27 Brookland-Cayce All-Stars (Thanksgiving)	Columbia, S.C.	
1946 - Two-Year Institution			
<u>October</u>			
Sat.	12 vs. Ft Bragg 82nd (505th Parachute Infantry)	Fayetteville, N.C.	L 0-20
Tues.	15 vs. Catawba "B"	Memorial Stadium	L
Sat.	19 vs. Clemson "B"	Memorial Stadium	L 0-73
Tues.	Pembroke State	Pembroke, N.C.	W 12-0
<u>November</u>			
	9 Blue Ridge (confirming game took place)		
Fri.	15 Davidson Jayvees	Davidson, N.C.	L 20-26
Wed.	20 at Belmont Abbey	Gastonia HS Stadium	W 6-0

vs. All Opponents			
Appalachian State Teachers JV (0-1)	FIU (0-2)	Old Dominion (0-2)	
Nov. 12, 1947 L, 12-20 Charlotte, N.C. Woods	Nov. 7, 2015 L, 31-48 Miami, Fla. Lambert	Oct. 17, 2015 L, 34-37 Norfolk, Va. Lambert	
	Oct. 15, 2016 L, 26-27 Charlotte, N.C. Lambert	Oct. 1, 2016 L, 17-52 Charlotte, N.C. Lambert	
Belmont Abbey (1-0)	Gardner-Webb (1-1)	Presbyterian (2-1)	
Nov. 20, 1946 W, 6-0 Gastonia, N.C. Deremer	Oct. 5, 2013 W, 53-51 Charlotte, N.C. Lambert	Oct. 15, 1947 L, 19-33 Clinton, S.C. Woods	
	Oct. 4, 2014 L, 24-27 Boiling Springs, N.C. Lambert	Sept. 28, 2013 W, 45-21 Clinton, S.C. Lambert	
Campbell (2-0)	Georgia State (1-0)	Sept. 12, 2015 W, 34-10 Charlotte, N.C. Lambert	
Aug. 31, 2013 W, 52-7 Charlotte, N.C. Lambert	Sept. 4, 2015 W, 23-20 Atlanta, Ga. Lambert	Rice (0-2)	
Aug. 28, 2014 W, 33-9 Buies Creek, N.C. Lambert		Nov. 28, 2015 L, 7-27 Houston, Texas Lambert	
Catawba B (0-1)	Hamlet All-Stars (1-0)	Nov. 12, 2016 L, 21-22 Charlotte, N.C. Lambert	
Oct. 15, 1946 L Charlotte, N.C. Deremer	Nov. 8, 1947 W, 8-6 Hamlet, N.C. Woods	Southern Miss (1-1)	
Charleston Southern (0-2)	James Madison (0-2)	Oct. 24, 2015 L, 10-44 Charlotte, N.C. Lambert	
Oct. 26, 2013 L, 14-36 Charleston, S.C. Lambert	Sept. 21, 2013 L, 7-34 Harrisonburg, Va. Lambert	Nov. 5, 2016 W, 38-27 Hattiesburg, Miss. Lambert	
Sept. 27, 2014 L, 41-47ot Charlotte, N.C. Lambert	Oct. 25, 2014 L, 40-48 Charlotte, N.C. Lambert	Temple (0-2)	
Chowan (1-0)	Johnson C. Smith (1-0)	Oct. 2, 2015 L, 3-37 Charlotte, N.C. Lambert	
Sept. 7, 2013 W, 47-7 Charlotte, N.C. Lambert	Sept. 6, 2014 W, 56-0 Charlotte, N.C. Lambert	Sept. 24, 2016 L, 20-48 Philadelphia, Pa. Lambert	
The Citadel (0-1)	Kentucky (0-1)	UNC Pembroke (1-1)	
Oct. 11, 2014 L, 56-63 2ot Charleston, S.C. Lambert	Nov. 21, 2015 L, 10-57 Lexington, Ky. Lambert	Oct., 1946 W, 12-0 Pembroke, N.C. Deremer	
Clemson B (0-1)	Louisville (0-1)	Oct. 12, 2013 L, 22-45 Charlotte, N.C. Lambert	
Oct. 19, 1946 L, 0-73 Charlotte, N.C. Deremer	Sept. 1, 2016 L, 14-70 Louisville, Ky. Lambert	UTSA (0-2)	
Coastal Carolina (0-2)	Marshall (1-1)	Nov. 14, 2015 L, 27-30 ot Charlotte, N.C. Lambert	
Nov. 2, 2013 L, 25-50 Conway, S.C. Lambert	Oct. 31, 2015 L, 10-34 Charlotte, N.C. Lambert	Nov. 26, 2016 L, 14-33 San Antonio, Texas Lambert	
Nov. 8, 2014 L, 34-59 Charlotte, N.C. Lambert	Oct. 22, 2016 W, 27-24 Huntington, W.Va. Lambert	Wesley College (1-1)	
Davidson JV (0-2)	Middle Tennessee (0-2)	Nov. 9, 2013 L, 28-35 Charlotte, N.C. Lambert	
Nov. 15, 1946 L, 20-26 Davidson, N.C. Deremer	Sept. 19, 2015 L, 14-73 Murfreesboro, Tenn. Lambert	Nov. 15, 2014 W, 38-33 Charlotte, N.C. Lambert	
Nov. 1, 1947 L, 6-7 Charlotte, N.C. Woods	Nov. 19, 2016 L, 31-38 Charlotte, N.C. Lambert	2017 Opponents in bold	
Eastern Michigan (0-1)	Morehead State (2-0)	2017 First meetings:	
Sept. 17, 2016 L, 19-37 Charlotte, N.C. Lambert	Nov. 23, 2013 W, 61-17 Morehead, Ky. Lambert	Kansas State, NC A&T, WKU, UAB	
Elon (1-1)	Nov. 22, 2014 W, 52-14 Charlotte, N.C. Lambert		
Sept. 20, 2014 L, 13-20 Elon, N.C. Lambert	NC Central (0-1)		
Sept. 10, 2016 W, 47-14 Charlotte, N.C. Lambert	Sept. 14, 2013 L, 13-40 Charlotte, N.C. Lambert		
Florida Atlantic (1-1)	Sept. 13, 2014 W, 40-28 Durham, N.C. Lambert		
Sept. 26, 2015 L, 7-17 Charlotte, N.C. Lambert			
Oct. 9, 2016 W, 28-23 Boca Raton, Fla. Lambert			



FOOTBALL, 1946-48

From 1946-48, The Charlotte Center of the University of North Carolina (CCUNC) fielded a football team. The two-year night school was housed at Central High School and the athletic teams were nicknamed "Owls". That school would go on to become Charlotte College and eventually UNC Charlotte.



Ends Carroll York and Ed Nuzum line up side by side for the 1947 photo.

"It's not often that history walks through the front door.

So it was several months ago, when Carroll York came to meet Director of Athletics Judy Rose.

York, you see, was a member of the school's first-ever football teams. He played in 1946 and 1947, and brought with him team pictures and posed pictures – and memories of teams that won't be forgotten."

The Final 49
"History Knocks"
June 10, 2013

Records are sketchy, including those that appear on the next few pages, but thanks to a visit from original team member Carroll York, a trip to UNC Charlotte Library archives, previous research done by Ken Sanford and Vivian Fogle and especially to the information documented by the school and articles written by the student newspaper at the time, some of the history of the program has been pieced together.

Home games were played at Memorial Stadium, adjacent to Central High School, which housed CCUNC in the evenings once the high school had dismissed for the day.

The team began in 1946, the year that CCUNC was established and documents show that the first game was played against a unit from Ft. Bragg. The Owls lost 20-0 but would go on to win two games that season, over Pembroke State and Belmont Abbey.

More results and information are available for the 1947 season, including roster information from game programs, game recaps and notes pulled from student newspaper articles and names attributed on a team photo.

The final year of play came in 1948.

As CCUNC gave way to Charlotte College in 1949, the school's August 1 enrollment of 40 was not sufficient to support a football team with 15 players appearing at tryouts.


Although football ended, 1949 remains a breakthrough year for the university, with the push by community leaders to establish a permanent institution of higher education (Charlotte College) to replace the temporary center designed to accommodate servicemen returning from the war. Hence, the nickname, 49ers.

The Charlotte 49ers Athletic Department would welcome any additional information from this era.



GRIT	OPPORTUNITY	LEADERSHIP	DETERMINATION																						
<p>1946 Charlotte Center of University of North Carolina "Owls" Head Coach: Art Deremer Captain: Red Williams</p> <p>Game 1: vs. Ft Bragg 82nd or 101st L, 0-20 Oct. 15, 1946 vs. Catawba "B" (Memorial Stadium) Oct. 19, 1946 vs. Clemson "B" (Memorial Stadium) W: Pembroke State W, 6-0 at Belmont Abbey (Gastonia HS Stadium), Nov. 20 Fred Boger scored TD on 6-yd run in 3rd quarter</p> <p>Charlotte starters vs. Belmont Abbey: LE -- York, LT -- Harr, LG -- Conder, C -- Jackson, RG -- Tommer, RT -- Williams (co-captain), RE -- Hendrix (co-captain), QB -- Ashemore, LB -- Davis, RB -- Benton, FB -- Boger subs: Wingate, Tucker, Gupton, Gordon, Foreman, Allen.</p>	<p>1947 Charlotte Center of University of North Carolina "Owls" Head Coach: Marion "Footsie" Woods Assistant Coach: Jim Taylor</p> <p>1947 Schedule</p> <table border="0"> <tr> <td>Wed. Oct. 15</td> <td>at Presbyterian</td> <td>Clinton, S.C.</td> <td>L, 19-33</td> </tr> <tr> <td>Thur. Oct. 23</td> <td>at Catawba</td> <td>Salisbury, N.C.</td> <td></td> </tr> <tr> <td>Sat. Nov. 1</td> <td>Davidson</td> <td>Memorial Stadium</td> <td>L, 6-7</td> </tr> <tr> <td>Sat. Nov. 8</td> <td>at Hamlet All-Stars</td> <td>Hamlet, N.C.</td> <td>W, 8-6</td> </tr> <tr> <td>Wed. Nov. 12</td> <td>Appalachian State Teachers College JV</td> <td>Memorial Stadium</td> <td>L, 12-20</td> </tr> <tr> <td>Thurs., Nov. 27</td> <td>Brookland-Cayce All-Stars</td> <td>Columbia, S.C.</td> <td></td> </tr> </table> <p>Presbyterian: L, 19-33 TD: York recovers fumble in endzone TD: Ray Evans short plunge (set up by Jimmy Jolly 23 yard run) TD: York 55-yd pass from Foreman</p> <p>Davidson: L, 6-7 TD: Davis</p> <p>Hamlet: W, 8-6 Safety: York tackles in endzone, 1st 1/4 GW TD: Davis 45 yd run, 4th 1/4 (trailed 2-6 at time)</p> <p>ASTC: L, 12-20 TD: Davis 20 yd pass to Foreman TD: Davis 52-yd run</p> <p>1948 Charlotte Center of University of North Carolina "Owls" Head Coach: Carol Blackwell</p> <p>Sept. 7 @ Presbyterian Sept. 17 vs. Albemarle HS Oct. 7 Oct. 27 @ Catawba</p>	Wed. Oct. 15	at Presbyterian	Clinton, S.C.	L, 19-33	Thur. Oct. 23	at Catawba	Salisbury, N.C.		Sat. Nov. 1	Davidson	Memorial Stadium	L, 6-7	Sat. Nov. 8	at Hamlet All-Stars	Hamlet, N.C.	W, 8-6	Wed. Nov. 12	Appalachian State Teachers College JV	Memorial Stadium	L, 12-20	Thurs., Nov. 27	Brookland-Cayce All-Stars	Columbia, S.C.	
Wed. Oct. 15	at Presbyterian	Clinton, S.C.	L, 19-33																						
Thur. Oct. 23	at Catawba	Salisbury, N.C.																							
Sat. Nov. 1	Davidson	Memorial Stadium	L, 6-7																						
Sat. Nov. 8	at Hamlet All-Stars	Hamlet, N.C.	W, 8-6																						
Wed. Nov. 12	Appalachian State Teachers College JV	Memorial Stadium	L, 12-20																						
Thurs., Nov. 27	Brookland-Cayce All-Stars	Columbia, S.C.																							

CCUNC Owls, 1947





GRIT

OPPORTUNITY

LEADERSHIP

DETERMINATION

SPRING GAME, 2013: TRUE VALUE

Somewhere between the huge crowd and the great plays, the true value of the Charlotte 49ers football first-ever Spring Game lives.

Maybe you loved the camaraderie. Maybe you loved the football. Maybe you just loved the brilliant sunshine.

There was tailgating and 49er Pride, there were cheers and chants and there was plenty of green.

And as the team raced out of the tunnel, through the smoke and rows of cheerleaders, to midfield, there were many who couldn't believe their eyes.

The Charlotte 49ers were playing football.

"How about our fan base?" head coach Brad Lambert said afterwards. "Just phenomenal. It was a real shot in the arm for our guys. To go out and play in front of a big crowd like that, it was a lot of fun for us."

For nosetackle Larry Ogunjobi, seeing was believing because he thought his ears were playing tricks on him. As the team gathered in the tunnel, he thought the crowd noise was being piped in over loudspeakers.

And slot receiver Austin Duke: "When we came back out, we were all like, 'this is real'. It was time for us to show out and time to go out and do what we've been working so hard on since we got here. It was just a great turnout. The fans were amped, they were live. It was just an overall exciting experience."

And that excitement was certainly not reserved for the players. From the moment the lots opened at 9, to the moment the gates opened at 11:30, to the moment the team ran out out of the tunnel at 12:56 to the moment the 49ers kicked off at 1:00 p.m., "the fans were amped, they were live."

Reading the twitter timeline, you can feel the energy, excitement and pride that defined the day for many of the 13,950 fans.

Many included pictures. Pictures of good friends and old friends, pictures of the stadium and game action -- and the most appropriate: pictures of families.

Especially, pictures of kids.

Proud parents eagerly posted pix of their kids at the stadium, some no older than a couple weeks. Some of these kids will not know a time when the Charlotte 49ers didn't have football. They will grow up with it.



For the parents and grandparents that pose with them, that, alone, is priceless.

Some tweets say it simply, as twitter is meant to do. "Great day to be a Niner."

"Today was awesome."

Indeed many found the day awe-inspiring.

"Awesome time at the spring game today. Pumped for August 31st."

"What a great day for Charlotte! awesome crowd! awesome atmosphere! awesome football!"

Others wore their emotions on their sleeve, as it were:

"I definitely have sunburn in the shape of a heart on my chest. Now you can physically see my love for the #charlotte49ers"

"Our stadium is too beautiful," one fan tweeted, probably not even realizing that the most important word in the tweet was "our".

And then there is this: one of my favorites, because it's so simple, yet speaks to the heart of why football was added in the first place: "I love my school."

"I love my school."

You want to know the true value of football?

There it is.

It lives in the smiles of little kids enjoying their first 49ers football game and in the smiles of their parents and grandparents doing the same.

It lives in the words "our" and "my".

And it lives in the love burned into your chest.





GRIT

OPPORTUNITY

LEADERSHIP

DETERMINATION

2016 Charlotte 49ers



2015 Charlotte 49ers




2014 Charlotte 49ers



2013 Charlotte 49ers



1947 CCUNC Owls



Front Row, left to right: Ralph Adkins, Carroll York, Phillip Burkhalter, Buddy Drummond, "Goat" (Bob) Davis, Albert Clark. Second row, left to right: Ted Thompson, John Kiser, Howard Hailey, James Mack, Roy Fenessey, Kenneth Fowler. Third row, left to right: Dave Foreman, Hillard Knight, Brice Windle, Ed Wilson, Bubba Mason. Fourth row, left to right: Bob Wylie, David Littlejohn, Doug Matthews, Sam Hemby. Not in picture: Buch Sanders, Leon Kindrick.

Spirit





2017 CHARLOTTE 49ERS FOOTBALL

THE PROGRAM





STARTING A

Numerous groups and individuals played important roles in the start-up of the 49ers football program: students and alumni; the team; the Volunteer FSL Sales Force; the university and athletics' department staff members and faculty, the members of





A PROGRAM

ms; the Charlotte Football Initiative; the Football Feasibility Committee, the Football Fundraising Capital Campaign of the Board of Trustees and Kickoff 2013 Committees and, of course, Niner Nation fans, young and old. Thank you.





FORWARD PROGRESS

From 2006, when the last groundswell of support pushed football to the forefront, to 2013, when the 49ers made their debut in Jerry Richardson Stadium, the start-up of 49ers football mesmerized Niner Nation.



The excitement began in 2006 and 2007, when Chancellor Dr. Philip Dubois appointed a Football Feasibility Committee, chaired by Mac Everett, to study the pros and cons of the sport. It rolled through 2008, when the committee and later Dubois made their official recommendations to add the sport and continued to mount in 2009, when Football Seat License sales kicked in. In 2010, the University of North Carolina Board of Governors unanimously approved the school's funding plan, offering their stamp of approval, and later that year Governor Bev Purdue signed a non-appropriated Capital Project bill, ostensibly giving the 49ers the green light to move full steam ahead.

In the meantime, students staged a pep rally and "March to the Endzone", the athletics department introduced the Football Fundraising Capital Campaign team, held a Volunteer Kick-Off Party and put forth an "It's A Rush" media marketing blitz. On August 11, 2010, at a celebration in the university's Student Union that followed the governor's signature, Director of Athletics Judy Rose declared it a "Done Deal" and joined with Dubois and student body president Megan Smith to ring the school's Victory Bell.

Dec., 2006 -
UNC Charlotte Trustees
authorize study of football

Sept. 18, 2008 -
Chancellor recommends addition of
football to Board of Trustees.

Feb. 10, 2009 -
Football Fundraising
Capital Campaign team
announced

March, 2007 -
Chancellor Dubois
appoints Football
Feasibility Committee



Nov. 13, 2008 -
BOT pass recommen-
dation without
opposition.



Feb. 15, 2008 -
Feasibility Committee
unanimously recom-
mends addition of
football.

Sept. 16, 2008 -
49ers Student Body
Holds "March to the
Endzone" Pep Rally.

Jan. 28, 2009 -
FSL Sales officially begin



Dec., 2009 - DLR
Group and Jenkins-Peer
present initial stadium
renderings.



From there it was a matter of quickly getting down to actual football business.

The 49ers announced their first football series (vs. Morehead State), on August 26 and inked their Inaugural Home Game (Aug. 31 vs. Campbell) on Sept. 22. Rose hired Brad Lambert as head coach, March 1, 2011, and the university broke ground on the 15,000-seat football stadium, April 28, 2011. In the meantime, Lambert hired his offensive and defensive coordinators as well as a defensive positions coach, giving the upstart program a coaching staff complete with FBS experience.

From there it was an array of public appearances for Lambert while he and his staff embarked on recruiting the 49ers first class of football players, signed in February, 2012.

In May of 2012, the 49ers announced their move to Conference USA, putting the football program on the fast track to the FBS. In July, more football staff members were added and in August the 49ers football team held their first workouts on the newly-completed practice fields. By the end of October the stadium was complete and in April of 2013, the 49ers held their first Spring Game.

On Aug 31, 2013 -- what had long been a dream became reality. Just as the team builds its excitement in the tunnel, ready to burst onto the field, so, too, have the fans, some since 2006, some since much earlier than that. Dreaming of finally taking the field.

Just like the team, fans bounced up and down in eager anticipation. They jumped and screamed and worked themselves into a frenzy waiting for it all to become real.

On Aug. 31, 2013, they joined the team, leaving those hopes and dreams behind as finally, they -- the Charlotte 49ers -- burst into the sunlight.

“On behalf of the students, I want to thank you for the gift you have given us.”

Megan Smith
2010-11 Student Body President

Dec. 11, 2009 - BOT unanimously approves funding plan



Aug. 11, 2010 - “Done Deal” celebration at Student Union

Feb. 12, 2010 - Board of Governors unanimously approve funding plan

Aug. 26, 2010 - 49ers schedule first football series.

Sept. 22, 2010 - 49ers schedule Inaugural Home Game

Feb. 9, 2011 - 49ers Host Football “Town Hall Meeting”

June/July, 2010 - NC legislature approves Capital Project bill

Aug., 2010 - Governor Bev Purdue signs non-appropriated Capital Project bill



March 1, 2011 - Brad Lambert hired as head coach

April 28, 2011 - Over 3,000 fans enjoy groundbreaking of football stadium.



Nov. 1, 2011 - 49ers announce naming of McColl-Richardson Field for banking pioneer Hugh McColl and Carolina Panthers owner Jerry Richardson



Apr. 11, 2012 - 49ers hold first walk-on tryouts

July 25, 2012 - Head coach Brad Lambert unveils the 49ers white helmet design



Aug. 8, 2012 - Keys are officially turned over to the 49ers to take ownership of football field house.



Feb. 1, 2012 - 49ers sign first freshman class of 27 players.

May 4, 2012 - 49ers announce move to Conference USA, effective 2015 for football program

Aug. 11, 2012 - Goal posts are installed at the football stadium.





Aug. 11, 2012 - Dale Hatton and Chancellor Philip Dubois unveil Judy W. Rose Football Center in a surprise announcement



Aug. 23, 2012 - Installation of turf begins at football stadium.

Sept. 1, 2012 - Installation of logos in the end-zones and at midfield begins.




Sept. 4, 2012 - Debut of start-up football documentary series: "49ers Football Now: Countdown to Kickoff"

Aug. 16, 2012 - The first team reports to campus and hold its first team meeting the next day.

Aug. 27, 2012 - 49ers hold their first workout sessions on the practice fields



Sept. 21, 2012 - 49ers hold their first practices in pads following weeks of conditioning workouts.



Oct. 31, 2012 - Certificate of occupancy for the football stadium is signed over to the 49ers.

Nov. 3, 2012 - Football team holds first-ever scrimmage activities on the stadium turf, in front of a crowd of approx. 1500.



Oct. 31, 2012 - 49ers hold their first practice on the stadium turf.



Nov. 3, 2012 - 2:11 p.m., Alan Barnwell bursts through the line for a one-yard TD run, the first of its kind into the Charlotte logo-ed endzone.

Nov. 17, 2012 - Fall Football Finale hosted as 49ers hold last practice of fall campaign.



Jan. 1, 2013 - 49ers enter the same calendar year as the inaugural season.



June 11, 2013 - 49ers announce naming of Jerry Richardson Stadium



April 20, 2013 - The 49ers first Green-White Spring Game.

Aug 1, 2013 - Players report for fall practice.

Feb. 6, 2013 - 20 new 49ers are announced as Charlotte signs its second recruiting class

March 18, 2013 - Spring practice begins



June 1, 2013 - 49ers unveil home and away uniforms

Aug. 31, 2013 - Inaugural Game; 12 pm vs. Campbell





BREAKING NEW GROUND

The Charlotte 49ers officially broke ground on their new football stadium complex on Thursday, April 28, 2011 as Niner Nation packed the on-campus fields where the 15,000-seat stadium would be located.



A crowd of over 3,000 saw head football coach Brad Lambert officially break ground with a front-end loader after Lambert, Chancellor Dr. Philip Dubois, Athletic Director Judy Rose, Student Body President Megan Smith, President-elect Dave Craven, Chair of the University's Board of Trustees Gene Johnson and Football Feasibility Committee chair Mac Everett gave rousing speeches praising the hard work and dedication of everyone who helped bring football to Charlotte.

"This is one of the largest crowds we have assembled," Dubois said. "Today we are here to celebrate another milestone in the history of this institution. Nearly as soon as I began my duties as the University's fourth Chancellor, one of the first questions I would be asked was 'when are we going to have football'. With the input and support of faculty, staff, students, alumni, our Board of Trustees and many dedicated community members, we were able to answer that question. That was step one, and since then, we have been laying the groundwork for today."

"We made it," Rose said. "This is a day we dreamed about since before the process even began. I want to thank our alumni, our students, our fans, the Board of Trustees, the Football Feasibility Committee, the FSL Sales Leadership team and sales force and the Charlotte Football Initiative. What Saturdays will look like remains to be seen. They will take on a life of their own. But it will all take place right here."

Rose then introduced Lambert who was

"We owe a lot of (this) to the students and alumni. I firmly believe that the students and the alumni made this happen."

Gene Johnson
Chair, Board of Trustees, 2011-12
Apr. 28, 2011

"This is what gameday will look like. People tailgating, kids throwing footballs and an awful lot of fun and excitement. This is just great. What a wonderful day."

Brad Lambert
Head Football Coach
Apr. 28, 2011

greeted by the crowd chanting his name.

"How about this crowd?" Lambert said in his address. "This facility is going to be first class. When I was doing research on this position, I saw the effort and passion going into this building. I could not have been more impressed. We are all fortunate to be part of this program, literally building this thing from the ground up. We are going to make history here, and when we take the field in the Fall of 2013, we take the field with you all on our side."

After the ceremony, junior Isaac Caughran of the Charlotte men's soccer team drilled a field goal through the center of the uprights of a temporary goal post. Alumni Association president Greg Ross and Norm the Niner then led the Special "Pick-Axe Team" out of the

tunnel to a shower of confetti.

Lambert and student Micah Powers, the President of Niner Nation Gold, tore up the turf with two front-end loaders that they drove from under the goalposts.

"This is what gameday will look like," Lambert said. "People tailgating, kids throwing footballs and an awful lot of fun and excitement. This is just great. What a wonderful day."





“When I was doing research on this position, I saw the effort and passion going into this building. I could not have been more impressed.”

-- Brad Lambert
Charlotte 49ers Head Football Coach



JERRY RICHAR





DSON STADIUM





The Charlotte 49ers football stadium complex, which includes Jerry Richardson Stadium, McColl-Richardson Field, the Judy W. Rose Football Center and two practice fields was completed in phases. The Rose Center and practice fields were completed and turned over to the university Aug. 8, 2012, in time for the 49ers first fall practices. Richardson Stadium and McColl-Richardson Field were completed and turned over to the university Oct. 31, 2012, giving the 49ers a chance to finish their first fall practices on the stadium turf.

Jerry Richardson Stadium was named July 11, 2013, following a gift of \$10 million dollars from the Carolina Panthers owner. The 15,314-seat stadium was built so that it is expandable to 40,000 seats.

The stadium includes McColl-Richardson Field, an approximately 98,000 square-foot synthetic playing surface with inlay graphics and lines and the Judy W. Rose Football Center, a 46,150 square foot field house. The Rose Center includes coaches offices and meeting rooms, locker rooms and weight and training rooms as well as a 1,920 square-foot Academic Center, a 2,757 square-foot tiered classroom and a 5,947 square-foot Hospitality Deck. A 6,636 square-foot press box, complete with media seating, a university box and television and radio booths adorns the west sideline at the concourse level.

A full length practice field and an 80-yard practice field are set off the east entrance. The Bermuda turf sod fields total approximately 145,000 square feet.

“A lot about the face of our campus has changed in just six years - we’ve opened our new Student Union, we’re about to celebrate the opening of the Center City Building in Uptown, our EPIC building is nearing completion and our football stadium will quickly rise from the ground

STADIUM COMPLEX

Jerry Richardson Stadium
15,314 seats

McColl-Richardson Field
98,000 sq. ft.

Judy W. Rose Football Center
46,150 Square Feet

Practice Fields
One full length
One 80-yard

in front of the Charlotte Research Institute campus,” Chancellor Dr. Philip Dubois said prior to the stadium groundbreaking. “All of these spaces will make it easier for our growing student body - now 25,000 students strong - our 90,000 alumni and the community to come together. On April 28, we will not only break ground on a football stadium, we will break in a new tradition.”


“To be at this point, thanks to the support and hard work of so many people, is beyond words,” said Judy Rose, Director of Athletics. “Looking back, we have come an enormous distance. This project, however, has always been about looking forward. Construction of the stadium gives us an even clearer picture of what fall Saturdays will look like in 2013. All of Niner Nation is anxious to get the construction process underway and watch the stadium take shape.”

Local architect Jenkins • Peer Architects and national design firm DLR Group created the stadium design. The Construction Manager was Rodgers PCL Russell.

Jenkins • Peer Architects is a Charlotte-based firm that is active throughout the Carolinas. DLR Group is an integrated design firm with offices coast-to-coast and in Shanghai. Rodgers PCL Russell is a joint venture of Rodgers Builders, PCL Construction Services, and H. J. Russell & Company. The construction team has extensive experience in athletic facilities, including UNC Charlotte’s James H. Barnhardt Student Activity Center & Dale F. Halton Arena, The Home Depot Center, and the STAPLES Center.

15,314

Number of seats in the 49ers on-campus football stadium



JERRY RICHARDSON STADIUM

Stadium Size: 15,314 seats

Field House: 46,150 Square Feet

Coaches Offices (8)

Administrative Offices (7)

Meeting Rooms (3)

Training Suite: 4,210

Strength Training Suite: 7,075

Academic Center: 3,400

Tiered Classroom: 2,757

Hospitality Deck: 6,950

Locker rooms: 7,000

Players' Lounge: 728

Press Box: 6,636 Square Feet

Media Box

Coaches Booths

Broadcast Booths

Game Operations Booth

Security & Replay Booths

University Box

Concourse Buildings: 27,375

Concessions

Merchandise

Restrooms

Commissary

Ticket Booth

Playing Field: 98,000 sq. ft.

Synthetic surface

Inlay graphics and lines

Practice Fields: 145,000 sq. ft.

Bermuda Sod Turf

One full length

One 80-yard

Video Board: 42' x 28.3'



Jerry Richardson, owner of the NFL's Carolina Panthers, sought to give back to the industry of college athletics that played such a key role in his personal and professional success.


"From my point of view you're doing everything right. Of course, I have a bias, and my bias is football because football has been such an important part of my life. Charlotte is our home. I think athletics play a key role in any university. It was an easy decision for us. We have only one mission. We want to help continue to create the culture of winning and becoming better."

*-- Jerry Richardson
Carolina Panthers Owner
June 11, 2013*

JERRY RICHARDSON STADIUM

UNC Charlotte Chancellor Dr. Philip Dubois and 49ers Director of Athletics Judy Rose announced the naming of Jerry Richardson Stadium, June 11, 2013.

Richardson, owner of the NFL's Carolina Panthers, committed 10 million dollars to name the stadium in perpetuity.



“Today, we take another huge step,” Dubois said. “Jerry knows that football can bring the students and the city of Charlotte together and he wanted to be among the first to stand up and state, ‘this program is important to me.’”

“The role UNC Charlotte plays in our community cannot be underestimated and its profile will only continue to grow,” Richardson said. “The addition of football is another step in that growth and it is important that our community supports the school and its programs. The potential of both the university and its athletic department is unlimited and I am pleased to be able to participate in their development. My personal experiences from football have been very beneficial and this is a way to support both the future of the game and the university.”

“This donation comes from the generous heart of a man who values where he came from and wants to help others get to where they’re going,” Rose said. “Jerry Richardson, by no means, needed to make this donation. His legacy in this community and around the country is firmly established. Jerry Richardson wanted to make this donation. As a former college athlete, he wanted to make this donation because of all that college athletics has done for him. As an owner of our region’s NFL franchise, he wanted to make this donation to support the region’s largest university.”

The Charlotte 49ers completed construction on the stadium in October of 2012. The football team, which will compete in its inaugural season in 2013 began practice in the stadium at that time. The 15,314-seat stadium is located in the university’s CRI campus, near the entrance of highway 29.

“In the football world, few men stand as tall as Mr. Richardson and to have him, once again, pronounce his support for our school and our program is amazing,” said head coach Brad Lambert. “We cannot thank you enough. This is an extremely generous gift. We are honored.”



Thanks to the generous contribution of Hugh McColl (fourth from the left) and Jerry Richardson (sixth from the left) -- the 49ers football field is named McColl-Richardson Field.

“For the many players who have yet to play for our team. For the many fans who have yet to cheer for our team. For the many coaches who have yet to call one play – And for our students and alums and the many people who have worked so hard to see this dream realized – thank you.”

*-- Brad Lambert
Head Football Coach
Nov. 1, 2011*



MCCOLL-RICHARDSON FIELD

Thanks to the generous personal contributions of Hugh McColl and Jerry Richardson – and the financial support of others who want to honor all that they have given their city – the Charlotte 49ers football field will be named after two community icons and longtime friends: Hugh McColl and Jerry Richardson.

“We have the architect of modern Charlotte and the architect of the Panthers NFL team joining forces on behalf of the university,” said UNC Charlotte Chancellor Dr. Philip Dubois. “We celebrate two community leaders whose names are synonymous with football in Charlotte and with the great progress this city has made over the last 30 years. The legacies of Hugh McColl and Jerry Richardson are already firmly established across the Char-



lotte region. We are thrilled their names will be permanently tied to our university.”

McColl, a banking industry pioneer who built Bank of America into one of this country’s largest and most important financial institutions and made Charlotte its headquarters, was instrumental in bringing the Carolina Panthers to Charlotte.


“Jerry and I have been close friends for decades. Football happens to have been an important and consistent component in our friendship,” McColl said.

“Both of us saw the introduction of football at UNC Charlotte to be a unique and exciting opportunity for our great city to connect and bond even closer to its constituents. We are both happy to share our names and support with the university and athletic program as football becomes a reality.”

Richardson, the owner of the Carolina Panthers, is a true leader inside the NFL management ranks who recently was the lead owner in the successful collective bargaining agreement negotiations. He landed the Panthers team in Charlotte in 1995 and has watched it grow from an expansion franchise to a Super Bowl participant in 2003.

“It is quite an honor to have my name associated with such a good friend and wonderful academic institution,” said Richardson. “Hugh and I both feel that UNC Charlotte is critical to the future of the Charlotte region. College football will be an important component in student life and will help the university create stronger community ties.”

“We are thrilled to make an announcement of this magnitude,” Director of Athletics Judy Rose said. “Mr. McColl and Mr. Richardson share what is special about Charlotte – a can-do attitude and a resilient spirit that has helped the city grow to the thriving force it is today -- and now these two have chosen to share in the vision of our university. We cannot thank them enough for their exceptional gift and cannot be more pleased to have their names on the 49ers football field.”





In a surprise announcement, donor Dale Halton (L) named the football center in honor of Director of Athletics Judy Rose (R), allowing Rose the unusual opportunity to unveil the rendering with her own name on it.

“There’s not a better person to have their name on that building. I’m so thrilled that’s it’s going to have Judy’s name on it. It’s such a pleasure to do this for Judy -- to recognize all that she has done for the university and athletics.”

*-- Dale Halton
Aug. 11, 2012*



JUDY W. ROSE CENTER

The 46,150 square-foot Judy W. Rose Football Center houses the 49ers football program. The center includes coaches' offices, administrative offices, team meeting rooms, an academic center, a strength training suite and a medical training suite, a tiered classroom, locker rooms, players' lounge and hospitality deck.

The Rose Center, which sits at the south end zone of McColl-Richardson Field, was completed August 8, 2012. Official naming of the facility occurred on Aug. 11, when donor Dale F. Halton made a surprise announcement and opted to honor Director of Athletics Judy W. Rose.

The surprise announcement came at the chancellor's home, at a dinner reception designed to honor Halton for her generous gift.

As Rose prepared to unveil a rendering of the field house bearing Halton's name, Chancellor Dr. Philip Du-




bois let the assembled crowd know that he and Halton had worked behind the scenes and with the UNC Charlotte Board of Trustees to have the facility named for someone other than Halton, but someone who, like Halton, had made enormous contributions and offered a high standard of service to the university.


The rendering was then unveiled, with Rose's name upon it.

Rose turned and hugged Halton before stepping to the podium, speechless.

"I was totally shocked," Rose said of the announcement. "I have gone through every emotion. I'm shocked, extremely honored, and humbled. I never envisioned or imagined anything like this."

Rose, who started her career with the 49ers in 1976, has served as Director of Athletics since 1990-91. As A.D., Rose has seen the 49ers add nearly \$100 million worth of athletic facilities, including the Barnhardt Student Activity Center/Halton Arena, the Irwin Belk Track and Field Center/Transamerica Field, Robert and Mariam Hayes Baseball Stadium, Wells Fargo Field House, the Miltimore-Wallis Athletic Training and Academic Center, the Practice Facility at Rocky River Golf Course, the Halton-Wagner Tennis Complex, Jerry Richardson Stadium/McColl-Richardson Field and softball stadium renovations within the D.L. Phillips Complex. In all, these facilities have upgraded the venues that each 49ers student-athlete competes in and enhanced the environment around which they train and study.





DR. PHILIP DUBOIS

UNIVERSITY CHANCELLOR
12 YEARS, 2005-06 - PRESENT



A native of Oakland, Calif., Philip L. Dubois attended the University of California, Davis, where he graduated in 1972 with highest honors with an undergraduate degree in political science, including election to Phi Beta Kappa. He then earned master's (1974) and doctoral (1978) degrees in the field from the University of Wisconsin-Madison.

Dubois began his academic career in 1976 at the University of California, Davis. Over the next 15 years, he rose through the faculty and administrative ranks to full professor and held various administrative posts, including associate vice chancellor for academic affairs.

In 1991, Dubois was recruited to UNC Charlotte, where he spent the next six and a half years as provost and vice chancellor for academic affairs. Under his leadership, UNC Charlotte opened its first classroom facility in Uptown Charlotte and launched its first doctoral programs.

In 1997, Dubois was named president of the University of Wyoming. In that role, he led the development and implementation of comprehensive academic, support services, and capital construction plans for Wyoming's only university. Private contributions to the institution more than quadrupled during his tenure.

He was honored in 2004 by the Council for Advancement and Support of Education (CASE) with its District VI Chief Executive Leadership Award.

On March 18, 2005, Dubois was named UNC Charlotte's fourth chancellor, and he assumed that role on July 15. As the University's leader, Dubois has focused his efforts on building UNC Charlotte's visibility and support in the greater Charlotte region; has led long-range planning to accommodate expected enrollment of 35,000 students; has championed a number of key capital construction projects, including completion of EPIC and UNC Charlotte Center City, located in the heart of the Queen City; has improved the efficiency and effectiveness of critical business processes; and implemented an intercollegiate football program that began in the fall 2013.

Dr. Dubois and his wife, Lisa Lewis Dubois, have three adult children: Logan, Taylor, and Ali. They are the first family to occupy the chancellor's official campus residence, Bissell House.

ABOUT DUBOIS

Dr. Philip L. Dubois
Ph.D. and master's in Political Science (Wisconsin-Madison)
A.B. in Political Science (Univ. of California, Davis, 1972)

PREVIOUS EXPERIENCE

President, University of Wyoming, 1997-2005
Provost & Vice Chancellor, UNC Charlotte, 1991-1997
Executive Assoc. Dean for College of Letters and Science
University of California, Davis, 1990-91
Associate Vice Chancellor for Academic Programs
University of California, Davis, 1988-1990
Assistant Vice Chancellor; University of California, Davis,
1983-88

ATHLETIC TIES

NCAA Division I Board of Directors
President, Mountain West Conference, 1998-99
Attendee, NCAA President Mark Emmert 2011 Retreat

Board of Trustees

Joe L. Price, Chair
Michael L. Wilson, Vice Chair
Dhiaa Jamil, Secretary
Dennis N. Bunker III
Sharon Allred Decker
Susan D. DeVore
Theresa J. Drew
J. Brett Keeter
Fred W. Klein
Mary Ann Rouse
Laura A. Schulte
Teross Young
Tracey B. Allsbrook, Student Body President, 2017-18





JUDY ROSE

DIRECTOR OF ATHLETICS
27 YEARS AS AD
42 YEARS OVERALL



1991-2016: Director of Athletics
 1985-90: Associate Director of Athletics
 1981-85: Assistant Director of Athletics
 1976-82: Women's Basketball Coach

Charlotte 49ers Director of Athletics Judy Rose is one of the most successful and well-respected Athletics Directors in the nation. She was one of five finalists for the 2013 Sports Business Journal's Athletic Director of the Year Award and she serves on the NCAA Div. I Council.

At the time of her appointment in 1990, she was just the third female to be put in charge of a Division I program. In 1999-2000, she became the first female to serve on the NCAA Division I Men's Basketball Committee. She served a five-year term (2000-2004) on that committee. She also completed a term as 2003-04 President of the National Association of College Directors of Athletics (NACDA) and was one of less than 70 university presidents and athletics administrators invited to NCAA President Mark Emmert's Summer 2011 Retreat.

Chief among her accomplishments with the university is the systematic growth of the 49ers program. That growth culminated with the unveiling of the Charlotte 49ers football program in 2013 that began as an FCS Independent and was fast-tracked to land in the FBS Conference USA in 2015. The football fieldhouse was named by donor Dale Halton in her honor: Judy W. Rose Football Center

With the 49ers, she has overseen the 49ers moves from the Sun Belt Conference to the Metro Conference to Conference USA to the Atlantic 10 and back to FBS C-USA in 2013-14. She has overseen the 49ers growth into a program that is fully-funded at the NCAA level for athletic scholarships. She has helped develop nearly \$100 million worth of athletic facilities which have enhanced playing venues, academic services, strength and conditioning programs and training and medical support to improve the experience of each and every student-athlete.

She is instrumental in attracting national sporting events to Charlotte such as the 1994 Men's Basketball Final Four, the 1996 Women's Basketball Final Four, the 1999 and 2000 Men's Soccer College Cups as well as a variety of NCAA Men's Basketball tournament rounds, including the 2015 NCAA Men's Basketball 2nd and 3rd rounds.

The 49ers have enjoyed similar success in competition and the classroom. Since Rose became A.D., 14 of the school's 17 athletic programs have either won a league title or been represented in NCAA play, or both. Prior to her stint as A.D., only two programs touted such success. Meanwhile, the athletic department now boasts a cumulative GPA of over 3.0 -- and has for 20 straight semesters.

Along the way, Rose has reaped her share of awards, for professional success, contributions to the community and leadership. In June 2013 she earned the Business Journal's Lifetime Achievement Award at the Annual Women in Business Luncheon and was named to the Business Journal's Women in Business Class of 2013.



PERSONAL:

Winthrop University, B.S. degree; physical education, 1974
 Lettered in basketball
 Univ. of Tennessee, Master's; physical education, 1975
 Assistant woman's basketball coach to Pat Summitt

CAREER HIGHLIGHTS:

Named Charlotte 49ers Director of Athletics in 1990-91
 third woman to run NCAA Division I athletics program.
 NCAA Div. I Council, current council member
 NCAA Division I Men's Basketball Committee, 2000-2004
 first woman to serve on committee
 Attendee, NCAA President Mark Emmert 2011 Retreat
 One of four Directors of Athletics invited
 President, NACDA, 2003-04
 Sports Business Journal AD of the Year Finalist, 2013
 NACDA Southeast Region Athletic Director of the Year, 2001

NOTES:

The 49ers athletic department is fully-funded at the NCAA allowable levels for the first time in school history.
 Keyed the 49ers successful bid to add football in 2013 and landed it in an FBS Conference (C-USA) before it held its first practice.
 Spearheaded nearly \$100 million worth of facilities construction, including Jerry Richardson Stadium/McColl-Richardson Field, James H. Barnhardt Center/Halton Arena, Irwin Belk Track and Field/Transamerica Field, the Wells Fargo Fieldhouse, Miltimore-Wallis Athletics and Academic Training Center, Stubblefield Golf Center, Robert and Mariam Hayes Baseball Stadium, Halton-Wagner Tennis Complex and Softball Stadium renovations.
 Helped attract 1994 NCAA Men's Final Four and 1996 NCAA Woman's Final Four, 1999 and 2000 NCAA Div. I Men's Soccer College Cups, the 1997 AAU Junior Olympics and a variety of NCAA Basketball Tournament rounds to Charlotte.



MEDIA PARTNERS

ESPN CHARLOTTE & WCCB

The Charlotte 49ers have partnered with 730 The Game ESPN Charlotte as the flagship radio station of the IMG Radio Network. 730 AM carries all football and men’s basketball games, selected women’s basketball and baseball games and is the home of the Charlotte 49ers Coaches Show.

The radio crew for 49ers football is made up of the long-time Voice of the 49ers, Matt Swierad, former Carolina Panther Kevin Donnalley and sideline reporter Bobby Rosinski. 730 The Game’s college football hour will be broadcast from the 49ers tailgate area on home Saturdays followed by the 49ers pregame show, one hour before kick.

In addition to the Conference USA television package, the 49ers will have three home games broadcast locally on WCCB Charlotte. Those games, produced by 7 Communications, will be Sept. 16 (vs. NC A&T), Sept. 23 (vs. Georgia State) and Oct. 7 (vs. Marshall).

The Charlotte 49ers also receive significant coverage from their local media outlets, including *The Charlotte Observer*, which is the nation’s 50th largest daily circulation. Local affiliates WBTV (CBS), WCNC (NBC), WSOC (ABC), Spectrum News, WCCB (Independent) and WJZY (FOX) also cover the 49ers in the nation’s 22nd largest TV market. UNC Charlotte’s student media provides regular coverage.

Charlotte hosts a weekly press conference each Tuesday during the season, 12-1 at the Rose Football Center and the 49ers Coaches Show airs on 730 AM, Mondays, from 1-2 pm and again from 7-8 pm. The show is taped Monday afternoon’s on-campus in the Student Union from 12-1 and a video of the show is posted to the 49ers official website, Charlotte49ers.com, Monday afternoon.

Information on the 49ers is readily available at charlotte49ers.com. The 49ers are also active on twitter (@charlotte49ers), facebook, youtube and instagram. In addition, the 49ers Media Production unit supplies significant video content through the 49ers official website and its on-demand feature, charlotte49ers.tv.



Matt Swierad
Play by Play



Kevin Donnalley
Color Commentary



Bobby Rosinski
Sideline Reporter



www.charlotte49ers.com
 @charlotte49ers
 Facebook/charlotte49ers
 YouTube:
 Charlotte 49ers Athletics
 Instagram:
 thecharlotte49ers



"The 49ers, to their everlasting credit, refused to let outsiders determine who they would be."

-- Tom Sorensen
 The Charlotte Observer columnist
 Feb. 10, 2011

UNC Charlotte



1,000 full-time faculty members in seven professional colleges: 80 Bachelor Degrees, 64 Masters Programs, & 21 Doctoral Programs.



UNC Charlotte is located on nearly 1,000 beautifully landscaped acres 10 miles from downtown Charlotte, NC



With over 27,300 students, UNC Charlotte is consistently ranked among the top academic institutions in the Southeast and boasts two US Professors of the Year and one North Carolina Professor of the Year.



Since 2000, UNC Charlotte's campuses have seen nearly \$800 million in new, completed construction, including a \$65 million student union. Almost \$45 million additional construction is currently in either the building or design phase.

The University Career Center uses cooperative education, the 49ership Program, career prospector externships and academic internships to assist in career exploration.



Charlotte

The 17th largest city in the U.S., Charlotte is the largest trading center in the southeast and second-largest financial center in the U.S. (NYC) Charlotte is home to two of the largest banks in the nation - Bank of America and Wells Fargo. It is the largest and most accessible city between Washington, D.C. and Dallas, Texas, earning the nickname, "International Gateway to the South." Eight Fortune 500 corporations are in the Charlotte area.

Charlotte was incorporated in 1768, named in honor of the wife of King George III, the reigning English monarch. Even though the residents disagreed with laws set forth by Britain, naming the town Charlotte was in hopes to win favor with the king.



BIG EVENTS IN QUEEN CITY

Barack Obama delivered a campaign speech on campus days before the 2008 election which made him President of the United States. He and his wife, Michelle, chose Charlotte to host its first Democratic National Convention, in September, 2012.




GREAT PLACE TO LIVE AND WORK

The U.S. Conference of Mayors called Charlotte the "Most Livable City," while Fortune magazine named it the city with "#1 Pro-Business Attitude" in the U.S. and relocate-America.com chose it as the "Best place to Live in America" with CNNMoney.com putting Charlotte No. 8 on the top 100 "Best Places to Live and Launch."

Charlotte's got a lot.

charlottesgotalot.com





CHARLOTTE IS A SPORTS HAVEN

In addition to the 49ers, the region has hosted some of colleges finest events and boasts a variety of professional sports franchises.

- Carolina Panthers (NFL)
- Charlotte Hornets (NBA)
- Charlotte Knights (AAA Baseball)
- Charlotte Hounds (MLL)
- Charlotte Checkers (AHL)
- Charlotte Independence (Soccer)
- Charlotte Eagles (Soccer)
- NASCAR Hall of Fame
- Charlotte Motor Speedway
- U.S. National Whitewater Center



Cam Newton/BOA Stadium Photos courtesy of Carolina Panthers
 Campaign speech photo courtesy of University Public Relations
 Hall of Fame photo shot by 49ers Sports Information
 Speedway Photo courtesy Harold Hinson Photography
 Speedway photo coutesy Visit Charlotte

- 1994** Men's Basketball Final Four
- 1996** Women's Basketball Final Four
- 1999** Men's Soccer College Cup
- 2000** Men's Soccer College Cup
- 2008** Men's Basketball Regional Finals
- 2011** Men's Basketball 2nd & 3rd Rounds
- 2015** Men's Basketball 2nd & 3rd Rounds

Facilities



D.L. Phillips Sports Complex (1996/2010)
Wells Fargo Field House (1994)



Halton-Wagner
Tennis Complex (2012)



Transamerica Field (1996)



James H. Barnhardt
Student Activity Center &
Dale F. Halton Arena (1996)
Charles Hayward Practice Gym (2002)





Jerry Richardson Stadium
McColl-Richardson Field
Judy W. Rose Football Center

The Charlotte 49ers have added nearly \$100M worth of facilities and facility upgrades over the last 20 years



Irwin Belk Track & Field Complex (1996)



Stubblefield Golf Center Practice Area (2006) and Golf Facility (2010) at Rocky River Golf Club



Robert & Mariam Hayes Stadium (2007)



GRIT

OPPORTUNITY

LEADERSHIP

DETERMINATION



2017 Charlotte 49ers Senior Class



“We have said all along that this is not just about the 49ers athletic department. It’s about the University, the city and the region. So many people have recognized the potential and possibilities and stepped forward in support. This is their success.”

Judy Rose, Charlotte 49ers
Director of Athletics

CHARLOTTE

2017 FOOTBALL SCHEDULE



9.1 AT EASTERN MICHIGAN

9.9 AT KANSAS STATE

9.16 NORTH CAROLINA A&T
NINER NATION FAMILY WEEKEND

9.23 GEORGIA STATE

9.30 AT FIU *

10.7 MARSHALL *
THINK PINK

10.14 AT WKU *

10.21 UAB *
HOMECOMING

11.4 AT OLD DOMINION *

11.11 MIDDLE TENNESSEE *
MILITARY APPRECIATION

11.18 AT SOUTHERN MISS *

11.25 FLORIDA ATLANTIC *
SENIOR DAY

HOME AWAY * CONFERENCE USA GAME